


# TEXAS TECH FOOTBALL



## 2025 SCHEDULE/RESULTS

Overall: 0-0 | Big 12: 0-0 | H: 0-0 | A: 0-0 | N: 0-0

### AUGUST • (0-0)

30 ARKANSAS-PINE BLUFF 6:30 p.m. ESPN+

### SEPTEMBER • (0-0)

6 KENT STATE 11 a.m. TNT Sports

13 OREGON STATE 2:30 p.m. FOX

20 at Utah\* TBD TBD

### OCTOBER • (0-0)

4 at Houston\* TBD TBD

11 KANSAS\* TBD TBD

18 at Arizona State\* TBD TBD

25 OKLAHOMA STATE\* TBD TBD

### NOVEMBER • (0-0)

1 at Kansas State\* TBD TBD

8 BYU\* TBD TBD

15 UCF\* TBD TBD

29 at West Virginia\* TBD TBD

All Times Central

### TV: ESPN+

- Play-by-Play: Ted Emrich
- Analyst: Jeff Woody
- Producer: Major Howe



### RADIO: TEXAS TECH SPORTS NETWORK

- Play-by-Play: Brian Jensen
- Analyst: John Harris
- Sideline Reporter: Chris Level
- SiriusXM (radio): Channel 162 or 199
- SiriusXM (app): Channel 953
- Mobile App: Varsity Network (Texas Tech)



### SOCIAL MEDIA: #WreckEm

- X: @TexasTechFB
- YouTube: TexasTechAthletics
- Instagram: @TexasTech\_FB
- Facebook: TexasTechFootball
- Online: TexasTech.com

### TEXAS TECH COACHING STAFF

#### SIDELINE

- **Joey McGuire**, Head Coach (Fourth Season)
- **Mack Leftwich**, Offensive Coordinator/QBs (First Season)
- **Shiel Wood**, Defensive Coordinator/ILB (First Season)
- **Kenny Perry**, Assoc. H.C./Special Teams (Fourth Season)
- **C.J. Ah You**, Outside Linebackers (Fourth Season)
- **Zarnell Fitch**, Defensive Line (Fourth Season)
- **Justin Johnson**, Passing Coord./WRs (Third Season)
- **Darcel McBath**, Cornerbacks (Second Season)
- **Clay McGuire**, Offensive Line (Second Season)

#### PRESSBOX

- **Josh Cochran**, Run Game Coord./TEs (Fourth Season)
- **Garret McGuire**, Running Backs (First Season)
- **Rob Greene**, Safeties (First Season)

## GAME

# 1

# VS

## ARKANSAS-PINE BLUFF

Aug. 30, 2025

Jones AT&T Stadium (60,229) ■ Lubbock, Texas ■ 6:30 p.m. CDT ■ ESPN+ ■ Texas Tech Sports Network



## #23 TEXAS TECH

RED RAIDERS

0-0, 0-0 Big 12



## ARK.-PINE BLUFF

GOLDEN LIONS

0-0, 0-0 SWAC

Rankings	AP: 23   AFCA: 24
Last Game	Lost to Arkansas, 39-26 (Liberty Bowl)
Streak	Lost 1
Head Coach	Joey McGuire
Alma Mater	UT Arlington '95
Career Record	23-16 (3rd Season)
Record at Texas Tech	Same
Record vs. UAPB	First Meeting

Rankings	UR
Last Game	Lost to Texas Southern, 31-23 (Nov. 23, 2024)
Streak	Lost 4
Head Coach	Alonzo Hampton
Alma Mater	Louisiana-Monroe '96
Career Record	5-18 (3rd Season)
Record at UAPB	Same
Record vs. Texas Tech	First Meeting

### TALE OF THE TAPE



37.6 (4/1)	Points/Game	(72/5) 23.5
34.8 (121/15)	Points Allowed/Game	(108/11) 35.3
166.0 (61/8)	Rush Yards/Game	(6/2) 115.6
296.7 (9/3)	Pass Yards/Game	(98/8) 241.2
462.7 (9/1)	Total Offense/Game	(82/6) 335.1
460.2 (126/15)	Total Defense/Game	(103/10) 426.3

(2024 FBS Ranking/Big 12 Ranking + 2024 FCS Ranking/SWAC Ranking)



### SATURDAY STORYLINES



#### RED RAIDERS OPEN 2025 AGAINST UAPB

After months of anticipation, No. 23 Texas Tech will open the 2025 football season Saturday when the Red Raiders host Arkansas-Pine Bluff inside Jones AT&T Stadium. It will be the first all-time meeting between the Red Raiders and the Golden Lions. Texas Tech is 69-28-3 all-time in season openers, which includes a 22-3 mark since 2000 alone. The Red Raiders, who have gone to overtime to open each of the last two seasons, have not dropped a season opener at home since 1992, when Oklahoma delivered a 34-9 setback inside Jones AT&T Stadium.



#### TOP TRANSFER CLASS MAKES DEBUT


There will be no shortage of new faces when the Red Raiders take the field Saturday after an offseason where Texas Tech signed the nation's top transfer class. Texas Tech signed 10 players who ranked among the top-100 portal entrants by the likes of ESPN, The Athletic, On3, or 247Sports. On3 ranked Texas Tech's offseason portal haul as the top transfer class in the country, pushing the Red Raiders into a preseason top-25 team for the first time since 2008 at No. 23 in the Associated Press poll.



#### MORTON, RODRIGUEZ LEAD RETURNERS

Even with the nation's top transfer class, the Red Raiders still boast several notable returners this season such as quarterback Behren Morton and inside linebacker Jacob Rodriguez. Morton enters his senior season already ranked among the top 10 in every career passing category, while Rodriguez was voted the Big 12 Preseason Defensive Player of the Year this summer after an impressive junior season where he earned All-Big 12 first team honors as one of the nation's top linebackers with 127 tackles and six takeaways.

SERIES HISTORY



ARKANSAS-PINE BLUFF (0-0)

Date	Loc.	W/L	TTU	UAPB	Att.
First Meeting					

SEASON OPENERS (since 2000)

ALL-TIME RECORD: 69-28-3


Year	Opponent	W/L	TT	OPP
2024	Abilene Christian	W (OT)	52	51
2023	at Wyoming	L (2OT)	33	35
2022	Murray State	W	63	10
2021	vs. Houston	W	38	21
2020	Houston Baptist	W	35	33
2019	Montana State	W	45	10
2018	vs. Ole Miss	L	27	47
2017	Eastern Washington	W	56	10
2016	Stephen F. Austin	W	69	17
2015	Sam Houston State	W	59	45
2014	Central Arkansas	W	42	35
2013	at SMU	W	41	23
2012	Northwestern State	W	44	6
2011	Texas State	W	50	10
2010	SMU	W	35	27
2009	North Dakota	W	38	13
2008	Eastern Washington	W	49	24
2007	at SMU	W	49	9
2006	SMU	W	35	3
2005	Florida International	W	56	3
2004	at SMU	W	27	13
2003	SMU	W	58	10
2002	at Ohio State	L	21	45
2001	New Mexico	W	42	30
2000	New Mexico	W	24	3

MISCELLANEOUS

Longest Win Streak: 15 Games (2003-17)

Longest Losing Streak: 3 Games (twice)

NEXT OPPONENT



Opponent	Kent State
Date	Sept. 6, 2025
Location	Jones AT&T Stadium
Time / TV Network	11 a.m. CT / TNT and Max
Series Record	First Meeting

NOTES

- From the Golden Lions to the Golden Flashes, this will be the first all-time meeting between Texas Tech and Kent State. It will be only the second meeting between the Red Raiders and an opponent from the Mid-American Conference (MAC) and the first since the 1947 Sun Bowl when Texas Tech narrowly fell to Miami (Ohio), 13-12, in only its fourth bowl appearance in history.
- Of Texas Tech's three non-conference opponents, Texas Tech has only faced one previously in Oregon State.
- The Kent State game will mark Texas Tech's debut on TNT and Max, which joins the list of Big 12 television partners this season with ESPN and FOX.

SERIES NOTEBOOK

INSIDE THE SERIES

- This will be the first all-time meeting between the Red Raiders and Arkansas-Pine Bluff. In fact, the Golden Lions will be the first school from the Southwestern Athletic Conference (SWAC) to face the Red Raiders on the gridiron in program history. It will be the first of two meetings between the two schools as Arkansas-Pine Bluff is slated to open Texas Tech's 2027 schedule as well.

TEXAS TECH-UAPB CONNECTIONS

- The Red Raiders have one lone connection to the state of Arkansas in head coach Joey McGuire, who grew up in Texarkana on the Texas-Arkansas border. McGuire, who has a large amount of family on his mother's side from the state of Arkansas, recounted many trips to Razorback games as a child either in Fayetteville or at War Memorial Stadium in Little Rock.

TEXAS TECH IN SEASON OPENERS

- Texas Tech is 69-28-3 all-time over its 100 season openers after opening 20 of the past 22 years with a victory. The two losses during that stretch came in 2018 when the Red Raiders fell to Ole Miss, 47-27, at the Texas Kickoff in Houston and then 2023 when Texas Tech dropped a 35-33 double-overtime decision at Wyoming.
- The Red Raiders rebounded to start last season with a victory, outlasting Abilene Christian, 52-51, in overtime. Since the NCAA began allowing games to go past regulation in 1996, Texas Tech has played in 18 overtime games with two of those coming in the past two season openers.

TEXAS TECH IN HOME OPENERS

- The Red Raiders have been dominant in home openers during their history as Texas Tech is 78-19-3 all-time after winning each of its last 24 of its last 25 openers inside Jones AT&T Stadium. Texas Tech had not dropped a home opener since 1999 until 2023 when No. 13 Oregon rallied to top the Red Raiders, 38-30, in the second game of the season.
- Since 1980, Texas Tech is 40-5 in home openers with three of those losses coming to ranked opponents (1992 vs. No. 15 Oklahoma, 1990 vs. No. 18 Houston, 2023 vs. No. 13 Oregon). The other two losses during that stretch came against North Texas in 1988 and 1999.

STATISTICAL MATCHUP: TEXAS TECH vs. ARKANSAS-PINE BLUFF (2024)

CATEGORY	TECH	FBS	BIG 12	UAPB	FCS	SWAC
Scoring Offense	37.6	4th	1st	23.5	72nd	5th
Total Offense	462.7	9th	1st	335.1	82nd	6th
Rushing Offense	166.0	61st	8th	115.6	98th	8th
Passing Offense	297.6	9th	3rd	219.5	46th	3rd
Scoring Defense	34.8	121st	15th	35.3	108th	11th
Total Defense	460.2	126th	15th	426.3	103rd	10th
Rushing Defense	152.1	73rd	10th	217.7	114th	10th
Passing Defense	308.1	132nd	16th	208.6	48th	7th
3rd Down Conversion Percentage	.490	7th	2nd	.389	58th	3rd
3rd Down Conversion Percentage Defense	.380	57th	5th	.517	121st	12th
4th Down Conversion Percentage	.483	86th	12th	.278	120th	12th
4th Down Conversion Percentage Defense	.577	95th	11th	.714	118th	12th
Red Zone Defense	.877	104th	12th	.811	54th	3rd
Red Zone Offense	.903	19th	2nd	.833	51st	4th
QB Sacks Per Game	0.38	142nd	13th	0.58	122nd	12th
Tackles for Loss Per Game	5.2	85th	10th	4.5	106th	12th
Time of Possession	30:11	64th	8th	26:20	121st	12th
Net Punting	37.83	90th	11th	31.57	118th	10th
Punt Returns	6.09	90th	12th	4.14	107th	11th
Kickoff Returns	20.95	51st	6th	18.97	83rd	8th
Fewest Penalty Yards Per Game	60.92	105th	15th	50.42	51st	3rd
Turnover Margin	+1	55th	6th	-1	68th	7th

RED RAIDERS VERSUS THE FCS

- Texas Tech has compiled a 28-1 all-time record against FCS opponents since the NCAA divided its Division I schools into two divisions in 1978. Texas Tech enters this weekend having won each of its last 24-consecutive games against FCS opponents dating back to the 1991 season.
- Texas Tech's lone loss to an FCS program came in 1988 when North Texas stunned the Red Raiders, 29-24, inside Jones AT&T Stadium (UNT was DI-AA from 1982-95). The loss opened the second full season for the Red Raiders under head coach Spike Dykes.
- Texas Tech is averaging 52.0 points per game in its last three contests versus FCS programs under **Joey McGuire** as Texas Tech downed Murray State, 63-10, in his 2022 debut and then topped Tarleton State, 41-3, in 2023, before a tense 52-51 overtime win in 2024 when former Texas Tech defensive coordinator Keith Patterson brought Abilene Christian to town.

RED RAIDERS ALL-TIME AGAINST THE FCS

Year	Opponent	Result
2024	Abilene Christian	W, 52-51 <sup>OT</sup>
2023	Tarleton State	W, 41-3
2022	Murray State	W, 63-10
2021	Stephen F. Austin	W, 28-22
2020	Houston Baptist	W, 35-33
2019	Montana State	W, 45-10
2018	Lamar	W, 77-0
2017	Eastern Washington	W, 50-10
2016	Stephen F. Austin	W, 69-17
2015	Sam Houston State	W, 59-45
2014	Central Arkansas	W, 42-35
2013	Stephen F. Austin	W, 61-13
2012	Northwestern State	W, 44-6
2011	Texas State	W, 50-10
2010	Weber State	W, 64-21
2009	North Dakota	W, 38-13
2008	Eastern Washington	W, 49-24
2007	Northwestern State	W, 75-7
2006	Southeastern Louisiana	W, 62-0
2005 (9/17)	Sam Houston State	W, 80-21
2005 (9/24)	Indiana State	W, 63-7
2001	Stephen F. Austin	W, 58-3
1993	Pacific	W, 55-7
1991	CSU Fullerton	W, 41-7







2024 SEASON OPENER  
TEXAS TECH 52, ABILENE CHRISTIAN 51 (OT)

Date: Aug. 31, 2024  
Location: Lubbock, Texas | Attendance: 60,229

LUBBOCK, Texas (AP) - Texas Tech's Jayden Cofield sacked Abilene Christian's Maverick Mclvor on a 2-point conversion in overtime, allowing the Red Raiders to escape with a 52-51 win in the season opener for both teams.

Behren Morton's career-high fifth touchdown pass, a 14-yarder to Caleb Douglas and Reese Burkhardt's PAT kick following the first overtime possession gave the Red Raiders of the Big 12 a 52-45 lead over the Wildcats.

Abilene Christian answered with Isaiah Johnson's 1-yard plunge, his third rushing touchdown of the game. The Wildcats lined up for two with an empty backfield, and Mclvor, who began his college career at Texas Tech but never played a game in three years, was pressured by multiple defenders and tackled by Cofield.

Morton was 30-of-42 passing for 378 yards, one short of his career best. Mclvor completed 36 for 51 passes for a career-best 506 yards and three touchdowns.

Tahj Brooks rushed for 153 yards and one Texas Tech touchdown. It was the 13th career 100-yard game for Brooks, who returned for his fifth season and could leave Tech as the school's career yardage leader. His touchdown was a 13-yarder to open the scoring, a run that began bursting up the middle before he cut outside and beat multiple defenders to the right side of the end zone.

Gino Garcia kicked a 31-yard field goal putting the Red Raiders ahead 45-42 with 2:39 to play. But the Wildcats reached Texas Tech's 4 and Ritse Vaes kicked a 21-yard field goal with five seconds left to force overtime.

**RUSHING:** Abilene Christian-Johnson,Isaiah 13-42; Banks Jr.,Rovau 9-40; Hicks,Sam 10-13; Martinez,Nehemiah 1-11; Mclvor,Maverick 1-2; Vaughn,Jordon 1-1. Texas Tech-Brooks,Tahj 27-153; Valdez,Cam'Ron 1-6; Dickey,Cameron 1-5; Brown,Cameran 1-2; Morton,Behren 2-minus 5.

**PASSING:** Abilene Christian-Mclvor,Maverick 36-51-0-506. Texas Tech-Morton,Behren 30-42-0-378.

**RECEIVING:** Abilene Christian-Cleveland,Trey 8-78; Taylor,Blayne 7-141; Martinez, Nehemiah 6-88;Henry,JJ 5-49; Johnson,Isaiah 3-42; Graham,Hut 2-31; Castles,Jed 2-29; Banks Jr.,Rovau 2-25; Gipson,Javon 1-23. Texas Tech-Kelly,-Josh 10-156; Eakin,Coy 5-76; Conyers,Jalin 5-63; Douglas,Caleb 4-42; Brooks,Tahj 3-14; Brown,Jordan 1-11; Sharp,Mason 1-9; Miller II,Johnc 1-7.

TEAM STATISTICS	ACU	TECH
FIRST DOWNS	30	27
RUSHES-YARDS (NET)	35-109	32-161
PASSING YDS (NET)	506	378
Passes Att-Comp-Int	36-51-0	30-42-0
TOTAL OFFENSE PLAYS-YARDS	86-615	74-539
Fumble Returns-Yards	0-0	0-0
Punt Returns-Yards	0-0	0-0
Kickoff Returns-Yards	2-45	5-200
Interception Returns-Yards	0-0	0-0
Punts (Number-Avg)	2-39.5	1-45.0
Fumbles-Lost	2-1	0-0
Penalties-Yards	6-49	11-78
Possession Time	33:48	26:12
Third-Down Conversions	11 of 16	8 of 15
Fourth-Down Conversions	1 of 2	1 of 3
Red-Zone Scores-Chances	5-5	6-7
Sacks By: Number-Yards	1-8	0-0

SCORING SUMMARY

QTR	Time	Team	Scoring Play	Drive / Time
1st	10:38	TTU	Brooks 18 yd rush (Garcia kick)	10-71 / 3:28
	8:18	TTU	Eakin 4 yd pass from Morton (Conyers rush)	2-17 / 0:24
	3:42	ACU	Castles 31 yd pass from Mclvor (Vaes kick)	9-80 / 4:36
	1:34	TTU	Eakin 35 yd pass from Morton (Burkhardt kick)	6-75 / 2:08
2nd	11:52	ACU	Johnson 2 yd rush (Vaes kick)	11-75 / 4:42
	9:58	TTU	Garcia 39 yd FG	4-5 / 1:38
	2:55	TTU	Conyers 36 yd pass from Morton (Burkhardt kick)	9-70 / 3:51
	1:50	ACU	Taylor 71 yd pass from Mclvor (Vaes kick)	3-75 / 1:05
3rd	5:10	ACU	Banks Jr. 1 yd rush (Vaes kick)	10-96 / 4:27
	4:40	TTU	Kelly 35 yd pass from Morton (Garcia kick)	1-35 / 0:07
	11:45	ACU	Martinez 30 yd pass from Mclvor (Vaes kick)	4-62 / 1:34
4th	8:32	TTU	Burkhardt 41 yd FG	9-52 / 3:13
	4:55	ACU	Johnson 5 yd rush (Vaes kick)	8-75 / 3:37
	2:39	TTU	Garcia 31 yd FG	9-54 / 2:13
	0:05	ACU	Vaes 21 yd FG	12-71 / 2:34
	0:00	TTU	Douglas 14 yd pass from Morton (Burkhardt kick)	5-25
OT	0:00	ACU	Johnson 1 yd rush (Mclvor rush failed)	6-25

SEASON OPENER SUPERLATIVES

300-YARD PASSING GAMES

Name	Date	C-A	Yards	TDs
Graham Harrell	Aug. 30, 2008	43-58	536	2
Sonny Cumbie	Sept. 4, 2004	40-66	470	4
Cody Hodges	Sept. 10, 2005	29-37	454	4
Davis Webb	Aug. 30, 2014	39-52	452	4
Alan Bowman	Aug. 31, 2019	40-53	436	2
Alan Bowman	Sept. 12, 2020	38-52	430	2
Taylor Potts	Sept. 5, 2009	34-48	425	2
Patrick Mahomes II	Sept. 5, 2015	33-53	425	4
Graham Harrell	Sept. 3, 2007	44-59	419	5
Baker Mayfield	Aug. 30, 2013	43-60	413	4
Patrick Mahomes II	Sept. 3, 2016	30-43	403	4
Nic Shimonek	Sept. 2, 2017	26-30	384	3
Behren Morton	Aug. 31, 2024	30-42	378	5
Kliff Kingsbury	Sept. 8, 2001	30-49	365	3
Taylor Potts	Sept. 5, 2010	34-53	359	4
Graham Harrell	Sept. 2, 2006	34-49	342	5
Kliff Kingsbury	Aug. 24, 2002	26-44	341	3
Tyler Shough	Sept. 2, 2023	31-47	338	3
Seth Doege	Sept. 3, 2011	24-34	331	3
Robert Hall	Sept. 4, 1993	20-30	305	3

100-YARD RUSHING GAMES

Name	Date	Att.	Yards	TDs
Ricky Williams	Sept. 5, 1998	41	251	2
James Gray	Sept. 9, 1989	35	234	2
George Smith	Sept. 16, 1972	11	153	1
James Gray	Sept. 3, 1988	20	157	1
Tahj Brooks	Aug. 31, 2024	27	153	1
Byron Morris	Sept. 4, 1993	22	140	3
Rufus Myers	Sept. 15, 1973	29	135	2
Robert Lewis	Sept. 10, 1983	22	133	-
Freddie Wells	Sept. 15, 1984	13	131	1
Anthony Hutchison	Sept. 12, 1981	19	130	2
Armand Shyne	Aug. 21, 2019	11	125	1
SaRoderrick Thompson	Sept. 12, 2020	22	118	2
Cliff Hoskins	Sept. 16, 1972	2	117	1
Timmy Smith	Sept. 15, 1984	11	114	1
Eric Stephens	Sept. 3, 2011	20	113	2
James McGowan	Sept. 7, 1985	18	110	-
Dick Polson	Sept. 17, 1960	--	109	1
Shannon Woods	Sept. 2, 2006	15	104	-
De'Andre Washington	Aug. 30, 2014	20	104	1
Wes Hightower	Sept. 6, 1980	14	103	1
Byron Morris	Sept. 2, 1992	20	103	-
Doug McCutchen	Sept. 16, 1972	14	102	-

100-YARD RECEIVING GAMES

Name	Date	Rec.	Yards	TDs
Darrin Morris	Sept. 3, 2011	12	221	1
Wayne Walker	Sept. 3, 1988	5	184	2
Bradley Marquez	Aug. 30, 2014	11	184	2
Eric Morris	Aug. 30, 2008	9	164	-
Detron Lewis	Aug. 30, 2008	9	163	-
Josh Kelly	Aug. 31, 2024	10	156	1
Devin Lauderdale	Sept. 5, 2015	8	150	2
Eric Ward	Aug. 30, 2013	13	150	-
Jarrett Hicks	Sept. 4, 2004	8	150	1
Danny Amendola	Sept. 3, 2007	10	149	1
Detron Lewis	Sept. 5, 2009	8	146	1
Lyle Leong	Sept. 5, 2010	11	142	3
Robert Johnson	Sept. 2, 2006	15	139	2
Robert Johnson	Sept. 10, 2005	9	129	1
Derrick Willies	Sept. 2, 2017	4	126	1
Lloyd Hill	Sept. 4, 1993	7	121	1
Donnie Hart	Aug. 30, 1997	7	118	-
Wes Welker	Sept. 4, 2002	5	117	2
Loic Fouonji	Sept. 3, 2022	4	110	2
Jerand Bradley	Sept. 3, 2022	6	108	2
Xavier White	Aug. 31, 2019	5	107	1
Michael Crabtree	Sept. 3, 2007	12	106	3
Nehemiah Glover	Sept. 8, 2001	9	102	-
Bristol Olomua	Sept. 4, 2002	7	100	2

JOEY MCGUIRE FILE

Hometown	Crowley, Texas
Education	Texas-Arlington '95 (Kinesiology)
Wife	Debbie
Children	Daughter: Raegan; Son: Garret

COACHING HISTORY

Year	Position
2022-present	Texas Tech Head Coach
2020-21	Baylor Assoc. Head Coach (Outside Linebackers)
2019	Baylor Associate Head Coach (Defensive Ends)
2017-18	Baylor Assistant Coach (Tight Ends)
2003-16	Cedar Hill High School Head Coach
1997-02	Cedar Hill High School Assistant Coach
1995-96	Crowley High School Assistant Coach

BOWL GAMES (6)

2024	AutoZone Liberty Bowl
2023	Radiance Technologies Independence Bowl
2022	TaxAct Texas Bowl
2021	Allstate Sugar Bowl*
2019	Allstate Sugar Bowl
2018	Academy Sports + Outdoors Texas Bowl

\* bowl came after he already accepted the Texas Tech position.

RECORD vs. OPPONENTS

Opponent	Overall	Home	Away	Neutral
Abilene Christian	1-0	1-0	0-0	0-0
Arizona	1-0	0-0	1-0	0-0
Arizona State	1-0	1-0	0-0	0-0
Arkansas	0-0	0-0	0-0	0-1
Baylor	1-2	0-2	1-0	0-0
BYU	0-1	0-0	0-1	0-0
California	1-0	0-0	0-0	1-0
Cincinnati	1-0	1-0	0-0	0-0
Colorado	0-1	0-1	0-0	0-0
Houston	2-0	2-0	0-0	0-0
Iowa State	2-0	0-0	2-0	0-0
Kansas	2-0	1-0	1-0	0-0
Kansas State	0-2	0-1	0-1	0-0
Murray State	1-0	1-0	0-0	0-0
N.C. State	0-1	0-0	0-1	0-0
North Texas	1-0	1-0	0-0	0-0
Oklahoma	1-0	1-0	0-0	0-0
Oklahoma State	1-1	0-0	1-1	0-0
Ole Miss	1-0	0-0	0-0	1-0
Oregon	0-1	0-1	0-0	0-0
Tarleton State	1-0	1-0	0-0	0-0
TCU	1-2	1-0	0-2	0-0
Texas	1-1	1-0	0-1	0-0
UCF	1-0	1-0	0-0	0-0
Washington State	0-1	0-0	0-1	0-0
West Virginia	2-1	2-0	0-1	0-0
Wyoming	0-1	0-0	0-1	0-0

RECORD vs. CONFERENCES

Conference	Overall	Home	Away	Neutral
American	2-0	2-0	0-0	0-0
ACC	0-1	0-0	0-1	0-0
Big Ten	0-0	0-0	0-0	0-0
Big 12	16-11	10-4	6-7	0-0
Conference USA	0-0	0-0	0-0	0-0
FBS Independents	0-0	0-0	0-0	0-0
Mid-American	0-0	0-0	0-0	0-0
Mountain West	0-1	0-0	0-1	0-0
Pac-12	1-2	0-1	0-1	1-0
SEC	1-1	0-0	0-0	1-1
Sun Belt	0-0	0-0	0-0	0-0
FCS Opponents	3-0	3-0	0-0	0-0



HEAD COACH JOEY MCGUIRE

THE HALL OF FAMER

- There likely isn't a power conference football program in the state of Texas with better ties to its high school coaches than at Texas Tech as McGuire hired six members of his charter coaching staff who have ties to the Texas High School Coaches Association (THSCA). McGuire, himself, is already a legend at the prep level as a member of the THSCA Hall of Honor and the Texas High School Football Hall of Fame.
- McGuire, owner of three state titles as head coach of Cedar Hill High School in the Dallas-Fort Worth metroplex, was inducted into the THSCA Hall of Honor (THSCA) in 2020 and then the Texas High School Football Hall of Fame in 2022 in the months after accepting the Texas Tech position. McGuire is still an avid speaker at the annual THSCA Convention and regularly hosts clinics for high school coaches each year.

NOT THE ONLY COACH IN THE FAMILY

- Texas Tech will have a second member of the McGuire family on its sidelines this season with Garret McGuire joining the staff as running backs coach. The younger McGuire previously played under his father at quarterback at Cedar Hill High School before enjoying four years as a backup quarterback at Baylor. He joined the coaching profession immediately after, serving as an offensive assistant with the NFL's Carolina Panthers (2021-22) and then as the wide receivers coach for Nebraska the past two seasons (2023-24).
- Garret isn't the only McGuire building an impressive career, either, as Raegan McGuire is a fashion designer for AMUR in New York City. Her designs have been worn by several high-profile figures, including Natalie Biden, the granddaughter of President Joe Biden, as well as Taylor Swift during her spring 2023 Eras Tour.

AN NFL FRONT OFFICE

- Under McGuire, Texas Tech's personnel department resembles an NFL front office, a first-in-its-kind approach in the world of college football. Texas Tech's personnel department is overseen by James Blanchard, who began the rise of the general manager role in college football soon after joining McGuire in Lubbock as his first hire after accepting the Texas Tech position.
- Few, if any, general managers across college football have the autonomy Blanchard enjoys under McGuire. Blanchard and his staff are responsible for identifying every prospect Texas Tech ultimately offers a scholarship opportunity, allowing McGuire and his coaching staff to prioritize player development and opponent scouting, especially during the season.
- The setup has helped Texas Tech land several of the nation's top recruits, especially in the lucrative footprint of the state of Texas. The Red Raiders began McGuire's tenure with a 2023 class that ranked as high as No. 23 by Rivals, its highest recruiting record in more than a decade. Texas Tech followed with another highly-rated class in 2024, which led the Big 12 and again ranked as high as No. 23 overall nationally.
- For McGuire, the Red Raiders have consistently prioritized recruiting the top high school talent in Texas, leaning into his staff's ties to the high school coaches throughout the state. Texas Tech has complemented that approach with several additions via the transfer portal where McGuire and his staff have delivered successful results via the likes of All-Big 12 selections like linebacker Jacob Rodriguez, wide receiver Josh Kelly, tight end Jalin Conyers and defensive back C.J. Baskerville, among others. Texas Tech landed On3's top transfer portal class this offseason as McGuire and his staff landed 20 newcomers to an already talented roster.



THE BRAND

The core tenant under McGuire revolves around The Brand, which stands for his desire that the Red Raiders be the "toughest, hardest-working, most-competitive team in the country." On his final interview for the Texas Tech position, McGuire described his vision for the Red Raider program using The Brand, which President Lawrence Schovanec said "describes West Texas."



WHAT'S NEXT!

Step into any Texas Tech practice and the phrase "What's Next" is one you'll hear early and often. No matter if something good or bad happens on the field, McGuire and his staff stress a "What's Next!" mentality, emphasizing that the focus should be on the next play or rep. And for reference, the phrase is always a statement, never a question, as evidenced by its exclamation point at its end.



TAKE THREE UNIVERSITY

McGuire, a defensive coach at heart, heavily utilizes the phrase "Take Three" as a program. The phrase has transformed into a rallying cry from the defense with in-house video production signaling "one," "two" or "three" each time the Red Raiders create a takeaway. McGuire, prior to each game, regularly wears a t-shirt designed for the defense that says "Take Three University."







## THE UNOFFICIAL HOME OF THE THSCA

Since his hire as Texas Tech's head coach, Joey McGuire has made it a point to brand the Red Raiders the "unofficial home of the Texas High School Coaches Association." Already a Hall of Famer, himself, McGuire has hired a staff filled with experience at both the collegiate and high school levels, with five assistant coaches who have previous ties to the THSCA as well as a slew of support staff members.

That list includes associate head coach and special teams coordinator Kenny Perry (Bowie, Halton City and Sam Houston H.S.), offensive coordinator Mack Leftwich (Kirkland H.S.), offensive run game coordinator Josh Cochran (Lindale H.S.), offensive passing game coordinator Justin "Juice" Johnson (Plano West and Berkner H.S.) and defensive line coach Zarnell Fitch (Lincoln H.S.). Five support staff members also have THSCA experience in assistant defensive backs coach Jah'Shawn Johnson (Ennis H.S.), assistant linebackers coach Taylor Young (Richardson H.S.), Director of Player Personnel Brian Nance (Temple H.S.), Director of Player Development Dave Martin (Cedar Hill) and assistant strength coach Brandon Stevenson (Midland Christian and Lake County Christian H.S.).

Texas Tech defensive coordinator Shiel Wood and senior defensive analyst Jack Teachey, meanwhile, both have experience at the high school level on the East Coast.

## SUCCESS IN BIG 12 PLAY

- Texas Tech has ranked among the most-consistent Big 12 programs during Joey McGuire's three seasons as head coach, winning 16 conference games in that span. In fact, the Red Raiders are joined by Kansas State as the only two Big 12 programs to boast an above-.500 conference record in each of the past three seasons, regardless of league affiliation.
- McGuire has returned the Red Raiders to being one of the Big 12's most competitive teams as Texas Tech was 5-4 in each of his first two seasons and then 6-3 in 2024. Prior to his debut 2022 season, Texas Tech had not recorded a winning conference record since 2009 as the Red Raiders were a combined 36-71 (.336) in the 12 years before McGuire's arrival with no seasons of at least a .500 record.
- Prior to his arrival, Texas Tech had finished with at least five conference wins in three straight years only once in its history from 1995-97 while transitioning from the Southwest Conference to the Big 12. That stretch coincided with a seven-year period with a winning conference record from 1991-97.
- Dating back to Texas Tech's acceptance into the Southwest Conference in 1960, McGuire is one of only two head coaches in history to win 16 or more league games in his first 27 games, joining the likes of Jim Carlen. Carlen was also 16-11 at the same point in his tenure, which spanned the 1970-74 seasons. Steve Sloan also had a strong league record early in his tenure, finishing 15-8 overall in Southwest Conference play during his three seasons from 1975-77.

## TECH HEAD COACHES OVER FIRST 27 LEAGUE GAMES

Name	Years	Record
Jim Carlen	1970-73	16-11
Joey McGuire	2022-present	16-11
Steve Sloan	1975-77	15-8*

\* resigned with only 23 conference games in his tenure.

## BIG 12 LEADERS FOR CONFERENCE WINS SINCE 2022

Team	Wins
Kansas State	18
TCU	18
Texas Tech	16
Iowa State	14
Utah*	14
West Virginia	14
Arizona*	12
Baylor	12
Kansas	12

\* wins include totals from tenure in Pac-12 Conference.

## ONE OF THE QUICKEST TO 23 WINS

- Joey McGuire enters the 2025 season with a 23-16 record as head coach of the Red Raiders, which ranks among the best starts to a tenure in school history. Below is a breakdown of head coaching records through 39 games at Texas Tech.

## HEAD COACHING RECORDS THROUGH 39 CAREER GAMES

Name	Record (39)	Game No. 40 Result
E.Y. Freeland*	21-10-6*	--
Grady Higgenbotham*	1-7-2*	--
Pete Cawthon	27-12	L, vs. Texas
Dell Morgan	19-19-1	W, vs. New Mexico
DeWitt Weaver	24-13-2	L, at College of Pacific
JT King	16-22-1	L, vs. No. 3 Arkansas
Jim Carlen	23-16	W, at No. 19 Arizona
Steve Sloan*	23-12*	--
Rex Dockery	15-16-2*	--
Jerry Moore	11-26-2	W, vs. Tulsa
David McWilliams*	7-4*	--
Spike Dykes	21-17-1	W, at Arkansas
Mike Leach	23-16	W, vs. SMU
Tommy Tuberville*	20-17*	--
Kliff Kingsbury	20-19	L, at Arizona State
Matt Wells*	13-17*	--
Joey McGuire	23-16	--

\* designates head coaches who did not reach 39 games.

\* indicates final record as Texas Tech's head coach

## NEWS & NOTES ON MCGUIRE...

- McGuire is only the second head coach in program history to lead the Red Raiders to bowl games in each of his first three seasons, joining the late Mike Leach, who pushed Texas Tech to a bowl game in each of his 10 seasons.
- Texas Tech has hit the 40-point mark 12 times during McGuire's tenure as the Red Raiders are a perfect 12-0 in those games during his two-plus seasons.
- There is defense in West Texas as Texas Tech is 14-1 overall under McGuire when holding opponents to 25 or fewer points. Texas Tech has limited its opponents to 25 or fewer points 10 times during Big 12 play under McGuire and has done so in each of its two bowl victories.
- Texas Tech recorded six Big 12 wins during the 2024 season, marking the third time the Red Raiders have done so since joining the league in 1996. McGuire joins Steve Sloan as the only head coaches to win six conference games within their first three seasons in school history after Sloan pushed Texas Tech to a 7-1 mark in SWC play in 1976.

## RECORD BREAKDOWN

	2025	Big 12	McGuire
Overall	0-0	0-0	23-16
at Jones AT&T Stadium	0-0	0-0	15-5
in Away Games	0-0	0-0	6-10
in Neutral Site Games	0-0	0-0	2-1
Day Games	0-0	0-0	11-7
Night Games (6 p.m. start or later)	0-0	0-0	12-9
vs. Top 25 teams	0-0	0-0	4-7
vs. Top 10 teams	0-0	0-0	1-3
vs. Unranked Teams	0-0	0-0	19-9
Scoring first	0-0	0-0	18-5
Opponents score first	0-0	0-0	5-11
Leading at halftime	0-0	0-0	18-4
Trailing at halftime	0-0	0-0	3-12
Tied at halftime	0-0	0-0	2-0
Leading after third quarter	0-0	0-0	22-3
Trailing after third quarter	0-0	0-0	1-11
Tied after third quarter	0-0	0-0	0-2
Overtime games	0-0	0-0	4-1
Scoring less than 20 points	0-0	0-0	2-6
Scoring 20-29 points	0-0	0-0	3-5
Scoring 30-39 points	0-0	0-0	6-5
Scoring 40-49 points	0-0	0-0	6-0
Scoring 50+ points	0-0	0-0	6-0
Allowing less than 20 points	0-0	0-0	8-0
Allowing 20-29 points	0-0	0-0	9-3
Allowing 30-39 points	0-0	0-0	2-8
Allowing 40+ points	0-0	0-0	4-5
Rushing for less than 100 yards	0-0	0-0	0-2
Rushing for 100-199 yards	0-0	0-0	15-13
Rushing for 200+ yards	0-0	0-0	8-1
Passing for less than 300 yards	0-0	0-0	14-11
Passing for 300-399 yards	0-0	0-0	6-5
Passing for 400+ yards	0-0	0-0	3-0
Less than 300 yards of total offense	0-0	0-0	1-1
Totaling 300-399 yards of offense	0-0	0-0	6-6
Totaling 400-499 yards of offense	0-0	0-0	8-8
Totaling 500-599 yards of offense	0-0	0-0	7-1
Totaling 600+ yards offense	0-0	0-0	1-0
Allowing less than 100 yards rushing	0-0	0-0	7-1
Allowing 100-199 yards rushing	0-0	0-0	12-7
Allowing 200+ yds rushing	0-0	0-0	4-8
Allowing less than 200 yards passing	0-0	0-0	2-8
Allowing 200-299 yards passing	0-0	0-0	12-5
Allowing 300-399 yards passing	0-0	0-0	6-3
Allowing 400+ yards passing	0-0	0-0	3-0
Allowing less than 300 yards offense	0-0	0-0	2-3
Allowing 300-399 yards offense	0-0	0-0	7-2
Allowing 400-499 yards of offense	0-0	0-0	8-8
Allowing 500+ yards of offense	0-0	0-0	6-3
Leading turnover margin	0-0	0-0	14-3
Trailing turnover margin	0-0	0-0	5-13
Tied in turnover margin	0-0	0-0	4-0
Having 0 takeaways	0-0	0-0	3-7
Having 1 takeaway	0-0	0-0	6-6
Having 2 takeaways	0-0	0-0	7-2
Having 3 or more takeaways	0-0	0-0	7-1
Having 0 turnovers	0-0	0-0	7-1
Having 1 turnover	0-0	0-0	9-3
Having 2 turnovers	0-0	0-0	5-3
Having 3 or more turnovers	0-0	0-0	2-9
Leading in time of possession	3-4	2-3	13-7
When trailing in time of possession	5-1	4-0	10-9

## ON THIS DATE IN HISTORY

## TEXAS TECH 41, SMU 23

Date: Aug. 30, 2013 (Friday)

Location: Dallas, Texas | Gerald J. Ford Stadium

Attendance: 34,790

Aug.  
30

**Recap:** Baker Mayfield, believed to be the first walk-on true freshman quarterback to start a season opener for a BCS school, accounted for five touchdowns in a 41-23 victory over SMU on Friday night in the Red Raiders' first game under Kliff Kingsbury, at 34 the youngest head coach at a BCS school.

"I haven't been around many kids with a bigger chip on their shoulder, and rightfully so," Kingsbury said. "He practiced like a senior the last week. He didn't look like a true freshman who got here the second summer session."

And most of that -- three TD passes and the scoring run -- came after SMU opened the second half with a drive that ended with a missed 27-yard field goal only two plays after a touchdown scramble by Garrett Gilbert was wiped out by a holding call.

The Red Raiders then went 80 yards in 13 plays, with Mayfield lofting a pass over the shoulder of a defender to Brad Marquez for a 10-yard score that made it 20-9 halfway through the third quarter.

Mayfield certainly seemed at ease under the Friday night lights -- just like the past two seasons as a starter at Lake Travis High School in Austin, Texas, while winning a state championship. He completed 15 of 18 passes for 175 yards and two TDs in the fourth quarter alone, when he also had his running score.

With presumed starter Michael Brewer dealing with a back issue, the Red Raiders knew they would be starting a freshman in an opener for the first time in school history. When Mayfield started ahead of Davis Webb, the appearance was even more historic.

## STATS LEADERS

PASSING	C/ATT	Yds	TD	INT
Baker Mayfield	43/60	413	4	0
RUSHING	CAR	Yds	TD	
Baker Mayfield	12	16	1	
RECEIVING	REC	Yds	TD	
Eric Ward	13	150	0	
DEFENSE	TKL			
Austin Stewart	8			

## TEXAS TECH ALL-TIME ON AUG. 30

Year	Opponent	Result
1997	at #5 Tennessee	L, 52-17
2003	SMU	W, 58-10
2008	Eastern Washington	W, 49-24
2013	at SMU	W, 41-23
2014	Central Arkansas	W, 42-35

## RED RAIDER NOTEBOOK

## NON-CONFERENCE SUCCESS AT HOME

■ The Red Raiders have been dominant against non-conference foes at home over the last two decades as Texas Tech has won 43 of its last 45 non-conference games inside Jones AT&T Stadium, dating back to the 2002 season. The two losses during that span were against Arkansas in 2014 and then to Oregon in the 2023 home opener. The Red Raiders are an impressive 50-3 overall in non-conference home games since moving to a spread offense in 2000.

■ Texas Tech enters this weekend having won each of its last 16 non-conference games at home against an unranked opponent. The Red Raiders have not dropped a non-conference game during the regular season at home to an unranked foe since their loss to Arkansas in 2024.

■ Texas Tech has not dropped a regular-season game to an unranked non-power four conference opponent since North Texas shocked the Red Raiders in the third game of the 1999 season. The Red Raiders have won 47 consecutive home games against unranked Group of Five or FCS opponents since that loss.

## RED RAIDERS IN THE POLLS

■ Texas Tech will enter the 2025 season ranked inside the top 25 of both major polls for the first time since 2008 as the Red Raiders are No. 23 in the Associated Press poll and No. 24 in the AFCA coaches poll. Texas Tech was previously ranked No. 24 in the 2023 AFCA preseason poll before falling out after a season-opening loss at Wyoming.

■ It is the first time the Red Raiders have appeared in the Associated Press poll since Sept. 23, 2018, when Texas Tech was No. 24 nationally after starting its season 3-1 overall with wins over Lamar, Houston, and at No. 15 Oklahoma State, with the lone loss coming in the opener to Ole Miss.

■ Texas Tech will potentially face five schools this season who are ranked or receiving votes in either of the two preseason polls, a list headlined by No. 11 Arizona State and No. 17 Kansas State. Texas Tech's schedule also features BYU - ranked No. 23 in the AFCA poll - as well as the likes of Utah and Kansas, which are both receiving votes in at least one poll.

## TECH SET FOR THREE-STRAIGHT AT HOME

■ Texas Tech will start its season with three consecutive home games, hosting both Kent State and Oregon State following this weekend's season opener against Arkansas-Pine Bluff. It's a rarity of sorts for the Red Raiders, who have started only nine seasons previously with three-straight home games in their now 100-year history.

■ This will be only the second time since the Red Raiders joined the Big 12 Conference in 1996 that Texas Tech has opened its season with three consecutive home games. The Red Raiders also did so in 2005 with three-straight home routs of Florida International, Sam Houston State and Indiana State. Texas Tech previously opened the Mike Leach era in 2000 by defeating New Mexico, Utah State and North Texas in consecutive weeks.

■ Until Leach's hiring prior to the 2000 season, Texas Tech had not previously started a season with three in a row at home since 1980 under then head coach Rex Dockery. Prior to that, it had been since 1968 that Texas Tech fans enjoyed three consecutive home games to start a season. The trend was more common in Texas Tech's early years as the Red Raiders - then the Matadors - played three consecutive home games to start the 1925, 1930, 1932, 1934 and 1944 seasons.

■ Texas Tech will follow the three-game homestand with road trips to Utah and Houston to start Big 12 play, marking the first time since 2021 and the fifth time in history that the Red

Raiders will be away from home for their first two conference games. Prior to the 2021 season, Texas Tech was previously sent on the road for the first two Big 12 games during the 2002, 2004 and 2014 seasons.

## HOME SWEET HOME

■ Texas Tech's three-game homestand to start the season is part of a seven-game slate inside Jones AT&T Stadium. This is the 14th time in program history and the third time in a four-year span that Tech has hosted seven games in a season, continuing its recent trend of prioritizing home games. The Red Raiders are slated to host seven home games in two of the next three seasons, with the lone exception being in 2027.

■ The Red Raiders have protected Jones AT&T Stadium to the tune of a 15-5 record in three seasons under Joey McGuire, which includes a 5-1 mark in non-conference play.

## BEST BIG 12 HOME WINNING PERCENTAGES SINCE 2022

School	W-L	Pct.
1. Kansas State	16-4	.800
2. Texas Tech	15-5	.750
3. TCU	14-5	.737
Utah	14-5	.737
5. BYU	13-5	.722

## RED RAIDERS IN ONE-POSSESSION GAMES

■ Of the 39 games in the Joey McGuire era thus far, nearly half of those - 17 in total - have come down to a one-possession game. The Red Raiders are 13-4 in one-possession games under McGuire, a drastic improvement for a program that was only a combined 13-20 in the seven seasons prior to his arrival. Texas Tech was 4-0 in one-possession games during McGuire's debut season in 2022 before finishing 3-3 in 2023 and 6-1 a year ago.

■ Texas Tech is an impressive 8-1 at home in one-possession games under McGuire, with the lone loss coming early in the 2023 season to No. 13 Oregon. The Red Raiders are 5-3 on the road, including three wins this past season at Arizona, Iowa State and Oklahoma State. Texas Tech also won a one-possession game at Iowa State in 2022 and at Kansas in 2023.

■ There are three other Big 12 teams that have found themselves in tight games similar to the Red Raiders over the previous three seasons. The Red Raiders lead those three - Iowa State, Kansas and TCU - in win percentage.

## MOST ONE-POSSESSION GAMES SINCE 2022 (BIG 12)

School (HC)	TOTAL GMS	W-L (%)
Iowa State (Matt Campbell)	19	9-10 (.473)
Texas Tech (Joey McGuire)	17	13-4 (.764)
TCU (Sonny Dykes)	17	10-7 (.588)
Kansas (Lance Leipold)	16	6-10 (.375)

## A FAMILY AFFAIR

■ There are several family ties on this year's Texas Tech roster, with two sets of brothers as well as the father-son dynamic on the coaching staff with Joey McGuire and running backs coach Garret McGuire. The two sets of brothers come from different sides of the ball in sophomore running back Quinten Joyner and true freshman safety Quintaelyn Joyner, as well as junior wide receiver Price Morgan and redshirt freshman safety Peyton Morgan.

■ Texas Tech will also see two brothers face each other in a few weeks, with sophomore wide receiver Kelby Valsin going head-to-head with Jimmy Valsin III, a senior wide receiver at Oregon State.



## THE NATION'S TOP TRANSFER CLASS

Texas Tech landed On3's top transfer portal class following the 2024 season as Joey McGuire and his staff signed 21 transfers to add to an already-talented list of returners. The class, which also ranked in the top five nationally by ESPN, The Athletic and 247Sports, delivered 10 players who were ranked among the top-100 portal entrees by one of the four publications.

### TEXAS TECH PORTAL CLASS RANKINGS

Name, Pos.	ESPN	The Athletic	247Sports	On3
David Bailey, OLB	9	3	12	10
Howard Sampson, OL	18	18	14	26
Lee Hunter, DL	19	20	62	33
Romello Height, OLB	32	53	27	50
Hunter Zambrano, OL	46	90	39	46
Reggie Virgil, WR	49	49	--	104
Brice Pollock, CB	85	79	--	97
Terrance Carter Jr., TE	86	36	--	117
Cole Wisniewski, S	--	95	--	--
Quinten Joyner, RB	--	--	145	93
Will Jados, OL	--	--	53	--



## THE BIG 12 LEADER IN BOWL APPEARANCES

- Texas Tech enters the 2025 campaign as the Big 12 Conference's leader in total bowl appearances, as the Red Raiders have made 42 in their history, including one in each of the last four seasons. Tech ranks tied for 20th nationally in all-time bowl appearances as the Red Raiders have one more than fellow Big 12 member BYU and two more than West Virginia.
- Texas Tech is currently in the midst of its longest bowl streak since its 2000-10 stretch, primarily under Mike Leach. That 11-year run represents the only time in program history that Texas Tech has made the postseason in five consecutive seasons. This is the third time in program history the Red Raiders have reached a bowl game in four-straight years, as Texas Tech also did so from 1993-96 under Spike Dykes.
- Joey McGuire is the first head coach in program history to lead the Red Raiders to a bowl appearance in each of his first three seasons. Texas Tech is 2-1 in bowl games under McGuire after topping Ole Miss in the 2022 TaxAct Texas Bowl and Cal in the 2023 Independence Bowl, while falling this past season to Arkansas in the AutoZone Liberty Bowl.

### BIG 12 LEADERS IN ALL-TIME BOWL APPEARANCES

School	Appearances
1. Texas Tech	42
2. BYU	41
3. West Virginia	40
4. TCU	37
5. Oklahoma State	34
Arizona State	34
7. Colorado	31
8. Houston	30

## HARRELL TO THE RING OF HONOR

- Texas Tech will induct its 12th member to the prestigious Ring of Honor on Oct. 28 when Graham Harrell's name is unveiled on the West Stadium Building at Jones AT&T Stadium at halftime of the Oklahoma State game. Harrell's name will forever be honored alongside Donny Anderson (2012), E.J. Holub (2012), Dave Parks (2012), Gabe Rivera (2014), Zach Thomas (2016), Michael Crabtree (2021), Patrick Mahomes II (2022), Thomas Howard, Andre Tillman and Wes Welker (2024).
- Harrell was previously selected this past January to the 2025 class of the NFF College Football HOF as he will be inducted Dec. 9. He will become the seventh Red Raider in program history to be inducted into the CFB Hall of Fame.

## SEASON TICKETS SOLD OUT AGAIN

- Texas Tech sold out of season tickets for the third consecutive season in early May as Red Raider fans purchased more than 33,000 season passes for the 2025 campaign. This total does not include seats reserved for Texas Tech's student body, either. Texas Tech also sold out its entire premium seating inventory in all areas of Jones AT&T Stadium, which includes more than 100 luxury suites and 1,600 club seats.
- Texas Tech has added more than 14,000 season tickets since McGuire's hiring in November 2021. Texas Tech previously sold 28,000 season tickets for McGuire's debut season in 2022, which, like this year's total, ranks among the top-10 highest season ticket counts in program history.

## No. 1 TRANSFER CLASS

- The Red Raiders made headlines this past offseason with their transfer haul, so much it was tabbed the No. 1 transfer class in the nation by On3 Sports and No. 2 by 247Sports.
- In total, Texas Tech signed 21 transfers to its roster entering week one against Arkansas-Pine Bluff. On Dec. 13, Hunter Zambrano (OL, Illinois State) was announced as its first to sign, and was followed later that day by Cole Wisniewski (S, North Dakota State) and Dontae Balfour (CB, Charlotte). Texas Tech made it official with three more signings on Dec. 15 of Brice Pollock (CB, Mississippi State), Reggie Virgil (WR, Miami-OH) and Skyler Gill-Howard (DL, Northern Illinois). The Red Raiders welcomed three more on Dec. 17 in Mitch Griffis (QB, Wake Forest), Will Jados (OL, Miami-OH), and Amier Boyd (CB, UTEP). Terrance Carter Jr. (TE, Louisiana) was announced on Dec. 18, followed by Howard Sampson (OL, North Carolina) on Dec. 19, Lee Hunter (DL, UCF) and Romello Height (OLB, Georgia Tech) on Dec. 20, A.J. Holmes Jr. (DL, Houston) and Quinten Joyner (RB, USC) on Dec. 21. The holiday season continued for the Red Raiders when Upton Bellenfant (K, Buffalo) and Tarrion Grant (CB, Purdue) were announced on Dec. 31.
- The Red Raiders' initial haul of 17 players was already tabbed the No. 1 transfer class by On3 on Jan. 8, but Texas Tech was not done. The Red Raiders bolstered their defensive front with the highest-rated returning edge player in the country, according to Pro Football Focus, in Stanford's David Bailey on April 4, leaving time for him to participate in the last half of spring football practices.
- After spring football, Tech added three more players in Roy Alexander (WR, Incarnate Word), Cash Cleveland (OL, Colorado), and Ian Hershey (K/P, Arizona State).

## THE BRAND NUMBER



Here at Texas Tech, there is only one available jersey number that is protected: No. 3. The jersey represents the player or players who best represent the core tenets of "The Brand," which represents Texas Tech's daily quest to be the "toughest, hard-working, most competitive team in the country."

The Red Raiders have two players wearing the jersey this season in returning linebacker Bryce Ramirez and wide receiver Coy Eakin. Ramirez was awarded the jersey prior to the 2023 season in recognition of his determination and leadership in response to a catastrophic leg injury suffered the year before at N.C. State.

Eakin, meanwhile, is coming off his best season as a Red Raider as he caught 49 passes for 652 yards and a team-leading seven touchdowns as only a sophomore this past season. He has 85 catches now for his Red Raider career, totaling 1,068 yards and nine touchdowns in 27 games. Eakin finished as Texas Tech's third-leading receiver this past season, trailing only departed senior Josh Kelly and returning senior Caleb Douglas. Eakin will move to Kelly's previous spot in Texas Tech's inside receiver position beginning this spring under new offensive coordinator Mack Leftwich.

In addition to representing the standards of "The Brand," the No. 3 jersey is designated to honor the life of the late Luke Siegel, who passed in August 2021 after inspiring countless others across the nation with his fighting spirit in the wake of a golf-cart accident. The No. 3 represented Siegel's favorite number.

## DEGREES EARNED

The Red Raiders will enter the 2025 season with 21 student-athletes who are current college graduates, including 12 who earned their degree from Texas Tech University.

Name	Degree
Roy Alexander	Sociology*
David Bailey	Science, Technology, and Society*
Davion Carter	Interdisciplinary Studies
Chief Collins	Management
Luke Dillingham	Criminology
Gage Elder	University Studies
Charles Esters III	Management
Mitch Griffis	Elementary Education*
Romello Height	American Popular Culture*
Lee Hunter	General Studies*
Will Jados	Information Technology*
Jurrien Loftin	Economics
Trent Low	Finance
A.J. McCarty	University Studies
Behren Morton	University Studies
Bryce Ramirez	Information Technology
Jacob Rodriguez	General Studies
Vinny Sciury	Communication Studies*
Haydon Wiginton	Sport Management
Cole Wisniewski	Business Administration*
Hunter Zambrano	Interdisciplinary Studies*

\* indicates degree earned prior to arrival at Texas Tech

MORTON CHASING HISTORY

CAREER PASSING YARDS

Name (Years)	Yards
1. Graham Harrell (2005-08)	15,793
2. Kliff Kingsbury (1999-02)	12,429
3. Patrick Mahomes II (2014-16)	11,252
4. Seth Doege (2009-12)	8,646
5. Robert Hall (1990-93)	7,908
6. Taylor Potts (2007-10)	7,835
7. Zebbie Lethridge (1994-97)	6,789
8. Billy Joe Tolliver (1985-88)	6,756
9. B.J. Symons (2000-03)	6,378
10. Behren Morton (2021-pres.)	6,209

CAREER PASSING TOUCHDOWNS

Name (Years)	TDs
1. Graham Harrell (2005-08)	134
2. Kliff Kingsbury (1999-02)	95
3. Patrick Mahomes II (2014-16)	93
4. Seth Doege (2009-12)	69
5. Taylor Potts (2007-10)	62
6. B.J. Symons (2000-03)	59
7. Behren Morton (2021-pres.)	49
8. Robert Hall (1990-93)	48
9. Davis Webb (2013-15)	46
10. Zebbie Lethridge (1994-97)	42

CAREER PASSING ATTEMPTS LEADERS

Name (Years)	Att.
1. Graham Harrell (2005-08)	2,062
2. Kliff Kingsbury (1999-02)	1,883
3. Patrick Mahomes II (2014-16)	1,349
4. Seth Doege (2009-12)	1,187
5. Taylor Potts (2007-10)	1,106
6. Zebbie Lethridge (1994-97)	1,070
7. Billy Joe Tolliver (1985-88)	1,008
8. Robert Hall (1990-93)	997
9. Behren Morton (2021-pres.)	931
10. B.J. Symons (2000-03)	797

CAREER COMPLETION LEADERS

Name (Years)	Att.
1. Graham Harrell (2005-08)	1,403
2. Kliff Kingsbury (1999-02)	1,231
3. Patrick Mahomes II (2014-16)	857
4. Seth Doege (2009-12)	819
5. Taylor Potts (2007-10)	733
6. Behren Morton (2021-pres.)	574
7. B.J. Symons (2000-03)	554
8. Robert Hall (1990-93)	548
9. Zebbie Lethridge (1994-97)	519
10. Billy Joe Tolliver (1985-88)	493

CAREER 300-YARD PASSING GAMES

Name (Years)	Games
1. Graham Harrell (2006-08)	33
...	
7. Sonny Cumbie (2002-04)	10
Davis Webb (2013-15)	10
Robert Hall (1990-93)	10
10. Alan Bowman (2018-20)	9
11. Cody Hodges (2002-05)	8
Nic Shimonek (2015-17)	8
13. Jett Duffey (2017-19)	7
14. Behren Morton (2021-pres.)	6

MORTON PRIMED FOR STRONG SENIOR YEAR

There's been a misconception this offseason that Behren Morton isn't among the top returning quarterbacks in college football. The senior gunslinger, fully healthy for the first time since his redshirt freshman season, is coming off a gritty 2024 campaign where he threw for 3,335 yards and 27 touchdowns to only eight touchdowns. In fact, he one of only six quarterbacks nationally to return this season after throwing for at least 3,000 yards and 20 touchdowns a year ago with eight or fewer interceptions.

MORTON AGAINST OTHER TOP QUARTERBACK RETURNERS

Name	SCHOOL	GP	Yards	TD	INT
Cade Klubnik	Clemson	14	3,639	36	6
Behren Morton	Texas Tech	12	3,335	27	8
Drew Allar	Penn State	16	3,327	24	8
John Mateer*	Oklahoma	12	3,139	29	7
Sawyer Robertson	Baylor	12	3,071	28	8
Maddux Madsen	Boise St.	14	3,018	23	6

\* transferred to Oklahoma from Washington State after 2024 season.



OFFENSIVE NOTEBOOK

MORTON BY THE NUMBERS

- In the second episode of Texas Tech documentary series "The Brand," Behren Morton details how he wants to be best remembered - a winner. Over the past two seasons, Texas Tech is 14-4 in games Morton starts and does not depart due to injury, which includes an 11-3 mark during Big 12 play.
- Of the three losses against Big 12 opponents, the Red Raiders were locked in a one-possession game in two of them - versus Kansas State in 2023 and at TCU in 2024 - when Morton departed the game due to injury at halftime. The lone exception of Morton not leaving in a one-possession game came in the 2023 regular-season finale at Texas.
- Overall, Morton has helped lead the Red Raiders to 15 wins over his first 21 career starts, marking the most for a Texas Tech quarterback since Graham Harrell pushed the Red Raiders to a combined 28 victories in his three seasons as a starter from 2006-08. Harrell will be inducted later this season into the Texas Tech Ring of Honor as well as the National Football Foundation College Football Hall of Fame.
- Morton, who took over as QB1 in the fifth game of the 2023 season, has finished with at least a 60 percent completion percentage in all but three of those 14 wins and was above 70 percent in five different victories against Baylor (73.1), TCU (77.8) and Kansas (76.0) in 2023 and versus ACU (71.4) and North Texas (79.0) in 2024.
- For the Red Raiders to achieve their lofty goals this season, much will rely on the arm of Morton, who will look for his best season to date to potentially move up to as high as fourth on the Texas Tech all-time career passing chart.

MORTON IN THE RECORD BOOK

- Behren Morton is coming off his best season as a Red Raider after throwing for 3,335 passing yards, 27 passing touchdowns, and a 139.1 efficiency rating, all career highs. He will enter the season already ranked in the top 10 of several career categories in the Texas Tech record book, most notably for passing yards and touchdowns.
- Morton passed Davis Webb (2013-15) for 10th all-time in career passing yards at Oklahoma State last season, as he enters his senior year with 6,209 yards through the air over 33 games as a Red Raider. If he was able to build on those numbers this season, Morton would become only the fourth quarterback in Texas Tech history to throw for 10,000 yards in a career, potentially joining the likes of Graham Harrell (2005-08), Kliff Kingsbury (1999-02) and Patrick Mahomes II (2014-16). Morton will need another career year to do so, with at least 3,791 passing yards to hit the 10,000-yard mark.

- With another strong season, however, Morton could end his Red Raider career ranked as high as fourth on Texas Tech's all-time passing chart. Seth Doege currently ranks fourth as he totaled 8,646 passing yards over his career, leading the Red Raider offense from 2009-12. His total is separated by 2,437 yards from Morton to this point.
- Morton likely needs several weeks to move up the career passing touchdowns chart, where he enters the season ranked seventh with 49 scoring tosses over his career. He needs 10 touchdown passes to tie B.J. Symons (2000-03) for sixth all-time in program history and 13 to tie Taylor Potts (2007-10) for fifth place.

MORTON IS WEST TEXAS

- The son of a Texas high school coach, Morton was the highest-rated quarterback (in the online rankings era) to ever sign with Tech as he was a consensus four-star prospect as part of the 2021 class, ranking sixth nationally among pro-style quarterbacks. Morton grew up in Lubbock for part of his youth as his father, James Morton, was the head football coach at Monterey High School in Lubbock for 11 years.

EXPERIENCED STARTER

- Heading into the 2025 season, Behren Morton is one of 12 FBS quarterbacks who have made at least one start in three of the last three seasons (2022-2023-2024). Morton made his first career start as a redshirt freshman at Oklahoma State on Oct. 8, 2022, which was one of four starts that season before being sidelined after his fourth consecutive start in a row when he suffered an injury at TCU.
- Morton is one of five quarterbacks nationally who have made starts for the same team over three or more consecutive seasons.

CONSECUTIVE SEASONS WITH AT LEAST ONE START

Name	Seasons
1. Jalon Daniels, Kansas	*5 (24-23-22-21-20)
2. Nicholas Vattiato, Middle Tenn.	*4 (24-23-22-21)
Blake Shapen, Mississippi State	4 (24-23-22-21)
4. Drew Pyne, Bowling Green	3 (24-23-22)
Chandler Morris, Virginia	(24-23-22)
Behren Morton, Texas Tech	*3 (24-23-22)
Chubba Purdy, Nevada	*3 (24-23-22)
Gevani McCoy, Temple	3 (24-23-22)
E.J. Warner, Fresno State	3 (24-23-22)
Connor Weigman, Houston	3 (24-23-22)
Cade Klubnik, Clemson	*3 (24-23-22)
Robby Ashford, Wake Forest	3 (24-23-22)

\*-all starts came at same school





REPLACING TECH'S ALL-TIME RUSHER

- Texas Tech will have a significant void to fill at running back this season following the graduation of Tahj Brooks, who departed as the school's all-time leading rusher following back-to-back 1,500-yard rushing seasons. Brooks carried 286 times for 1,505 yards and 17 touchdowns to become the first Red Raider and only the third player in Big 12 history to rush for 1,500 yards twice in a career. He snapped the Texas Tech career rushing record previously set by Byron Hanspard, while finishing fourth all-time on the Big 12 rushing chart with 4,557 yards over 56 games played from 2020 to 2024.
- In his place, Tech will rely on the sophomore tandem of J'Koby Williams and Cameron Dickey after the two shared backup responsibilities for most of the 2024 season. Williams finished with 236 rushing yards and two touchdowns on the ground off 41 carries, while Dickey was just behind with 225 yards on the ground and a touchdown on a similar 41 carries.
- Tech does have experience with life in a post-Tahj Brooks world after he sat out the AutoZone Liberty Bowl to close the 2024 season. Williams earned the start against Arkansas, rushing for a career-high 123 yards and a touchdown, while Dickey added 74 rushing yards on a similar 15 carries.

RUSHING OFFENSE RETURNING/LOST FROM 2024	
Name	Net Gained 2024
Tahj Brooks ( <i>graduated</i> )	1,505
J'Koby Williams ( <i>entering Soph. season in '25</i> )	236
Cameron Dickey ( <i>entering Soph. season in '25</i> )	225
Others	192

- Overall, Texas Tech returns 488 of its 2,158 net rushing yards from 2024, equating to 22.6 percent.
- Tech made one offseason move to enhance its running back room by adding Quinten Joyner, a transfer from USC, who accumulated 603 career yards over two seasons, but was lost to a season-ending leg injury during preseason training camp. Freshman Michael Henderson III was moved from safety to running back to give Tech five active running backs once again.

A WELCOME RETURN

- Davion Carter announced an unexpected return on Jan. 3 thanks to the NCAA granting an extra year of eligibility to all student-athletes who previously competed at a non-NCAA school for one or more years. Carter, who previously attended Northwest Mississippi Community College from 2020-21, has surrendered only two sacks over 1,482 opportunities during his three FBS seasons at Memphis and Texas Tech.

LEFTWICH TAKES OVER OC DUTIES

- Texas Tech will have a new offensive coordinator for the first time in Joey McGuire's tenure following the departure of Zach Kittley to accept the head coaching position at Florida Atlantic. In his place, McGuire landed Mack Leftwich, who had quickly developed into one of the fastest-rising offensive playcallers in college football following successful stints at both Incarnate Word and Texas State.
- Leftwich arrived at Texas Tech following two seasons at Texas State where he developed one of the nation's top offenses as the Bobcats led the Sun Belt Conference and ranked in the top 15 nationally for total offense and scoring during the 2023-24 campaigns. Texas State's success offensively pushed the Bobcats to their first two bowl appearances in school history and 16 combined victories.
- Leftwich inherited a Texas State offense that ranked 110th in the country for scoring at only 21.1 points per game prior to his arrival in 2022. He quickly changed that narrative, however, as Texas State used a balanced attack to average 36.7 points

IT STARTS UP FRONT

- Despite losing one of its stalwarts up front the past four seasons in Caleb Rogers (Raiders, 4th Round), the Red Raiders still enter 2025 with one of the most experienced offensive line units in the country as its 20-player unit owns a combined 165 career starts.
- A big reason Texas Tech enters 2025 with the fourth-most combined career starts in the FBS is due to its four transfers on the front line in Will Jados (39), Hunter Zambrano (26), Howard Sampson (12) and Cash Cleveland (4), who bring a combined 81 starts to Texas Tech with them.
- Tech has four returning players who have starting experience in Davion Carter (35), Vinny Sciury (35), Sheridan Wilson (13) and Jacob Ponton (11), totaling 84 career starts between them.
- Texas Tech's projected first five midway through preseason training camp were identified as Sampson (LT), Jados (LG), Wilson (C), Carter (RG) and Ponton (RT). That collection has 111 career combined games between them and 100 career starts. Ponton, a redshirt freshman, got his first career start last time Texas Tech played, which was versus Arkansas in the Liberty Bowl and has continued to impress.

MOST GAMES STARTED, OFFENSIVE LINE UNITS	
Name	Career OL Starts
Virginia	213
Illinois	169
Kentucky	166
Texas Tech	165
Texas A&M	156
Florida State	150
UTSA	144
Oregon	143
Auburn	139

PLENTY OF OPTIONS AT RECEIVER

- While Texas Tech lost its leading receiver from 2024, Josh Kelly, who is in Cowboys training camp, its second and third leading receivers return in Caleb Douglas and Coy Eakin. Eakin will move to the slot in 2025 to make room for Reggie Virgil on the outside, who transferred from Miami (OH). Tech will also have transfers Roy Alexander (UIC) and Terrance Carter Jr. (ULL). Between the five, they racked up 4,412 receiving yards in 2024 alone. Douglas enjoyed a breakout year in his first year as a Red Raider with 877 yards, while Alexander led the transfer trio by recording 1,108 yards in 2024 at FCS Incarnate Word, followed by Virgil's 816 yards, while Carter had the seventh-most yards by an FBS tight end, racking up 689 yards.



- per game in 2023 and then 36.5 points in 2024, easily its highest two single-season averages since the Bobcats joined the FBS level in 2012.
- Leftwich coached the quarterback position in each of his five seasons at Incarnate Word, helping identify three of the best in program history in Jon Copeland (2018-19), Cameron Ward (2020-21) and Lindsey Scott Jr. (2022). Ward, the No. 1 pick in the 2025 NFL Draft after finishing his career at Miami, combined for 6,908 passing yards and 71 touchdowns during his two seasons, which remain the most in school history.

THE OFFENSIVE STANDARD

Texas Tech has long been considered the offensive standard since the Red Raiders moved to a passing attack in 2000. In fact, the numbers don't lie when it pertains to the high-octane Red Raider offense. Below is where Texas Tech ranks nationally in several offensive categories since the start of the 2000 season:

TOTAL YARDS	
Oklahoma	153,881
Texas Tech	151,239
Oregon	148,320
Boise State	146,269
Clemson	142,708

PASSING YARDS	
Texas Tech	112,292
Hawaii	99,123
Washington State	91,603
Oklahoma	91,575
Southern California	88,723

TOTAL TOUCHDOWNS	
Oklahoma	1,603
Boise State	1,569
Oregon	1,550
Texas Tech	1,432
Ohio State	1,432

PASSING TOUCHDOWNS	
Texas Tech	878
Oklahoma	784
Hawaii	748
Southern California	737
Oregon	696

PASSING COMPLETION PERCENTAGE	
Texas Tech	65.5
Boise State	64.4
Oklahoma	64.1
Southern California	64.1
Western Kentucky	63.6

300-YARD PASSING GAMES	
Texas Tech	212
Hawaii	163
Washington State	145
Oklahoma	137
Houston	127

GAMES WITH AT LEAST 500 YARDS OF TOTAL OFFENSE	
Texas Tech	134
Oklahoma	133
Oregon	123
Houston	100
Boise State	98

GAMES WITH AT LEAST 30 POINTS	
Oklahoma	236
Boise State	231
Oregon	227
Alabama	205
Texas Tech	202

TEXAS TECH QUICK FACTS

TEXAS TECH UNIVERSITY	
Location	Lubbock, Texas
Founded	1923
Enrollment	41,045
Chancellor	Dr. Tedd Mitchell
President	Dr. Lawrence Schovanec
Director of Athletics	Kirby Hocutt
Faculty Athletics Representative	Brian Shannon
NCAA Affiliation	Division I
Athletics Conference	Big 12 (Charter Member)
Nickname	Red Raiders
Official Mascot	Masked Rider (horse and rider)
Unofficial Mascot	Raider Red (cartoon figure)
Colors	Scarlet (PMS 485c) & Black (Process Black)
Band	Goin' Band From Raiderland (400 members)

TEAM HISTORY	
First Year of Football	1925
Conference Championships	11
Bowl Appearances/Record	42 (17-24-1)
8+ win seasons (most recent)	28 (2024, 8-5)
9+ win seasons (most recent)	14 (2009, 9-4)
10+ win seasons (most recent)	6 (2008, 11-2)
Most wins in single season	11 (1953, 1973, 2008)

STADIUM INFORMATION	
Stadium (Capacity)	Jones AT&T Stadium (60,229)
Stadium Luxury Suites	102
Stadium Club Seats	1,644
Stadium Surface	Hellas Matrix Helix (installed 2023)

TEAM CAREER MILESTONES

Below is a listing of Red Raiders approaching various career statistical milestones entering this weekend.

NAME	MILESTONE	CURRENT TOTAL
Caleb Douglas	1,500 career receiving yards	1,185
Caleb Douglas	100 career receptions	81
Caleb Douglas	10 career touchdown receptions	9
Coy Eakin	1,500 career receiving yards	1,068
Coy Eakin	100 career receptions	85
Coy Eakin	10 career touchdown receptions	9
A.J. McCarty	10 career passes defended	9
Behren Morton	1,000 career attempts	931
Behren Morton	50 career touchdown passes	49
Behren Morton	7,000 career passing yards	6,209
Behren Morton	60 career touchdowns responsible	56
Ben Roberts	200 career tackles	190
Jacob Rodriguez	200 career tackles	189
Jacob Rodriguez	20.0 career tackles for loss	14.5
Cole Wisniewski	10 career interceptions	8
Cole Wisniewski	200 career tackles	195
Cole Wisniewski	50 career games played	47
Roy Alexander	2,500 career receiving yards	2,422
David Bailey	25.0 career tackles for loss	22.5
David Bailey	20.0 career sacks	14.5
Terrance Carter Jr.	1,000 career receiving yards	944
Romello Height	20.0 career tackles for loss	15.5
Romello Height	10.0 career sacks	6.5
Anthony Holmes Jr.	20.0 career tackles for loss	13.5
Lee Hunter	25.0 career tackles for loss	21.5
Reggie Virgil	1,000 career receiving yards	878

JACOB RODRIGUEZ, THE TAKEAWAY KING

Jacob Rodriguez returns as one of the nation's top linebackers this season after earning All-Big 12 first team honors a year ago. Rodriguez, the Big 12 Preseason Defensive Player of the Year, was among the top tacklers in college football last season and ranks among the best in creating takeaways, especially at opportune times for the Red Raiders. Over his career, Rodriguez has had his hand in 11 takeaways, including seven last season alone. The Red Raiders are 7-1 in games Rodriguez creates a takeaway with the one loss coming in the 2023 season opener where he departed with a significant injury on the same play he forced and recovered a fumble.

JACOB RODRIGUEZ CAREER TAKEAWAYS

Game (Year)	Play	Score	Time	Result
West Virginia (2022)	Forced Fumble	31-10	3rd, 2:00	W, 48-10
Wyoming (2023)*	Forced Fumble/Rec.	14-0	1st, 5:12	L, 33-35
Cal (2023)	Forced Fumble	31-14	4th, 9:47	W, 34-14
Cal (2023)	Interception	31-14	4th, 8:14	W, 34-14
Abi. Christian (2024)	Forced Fumble	7-0	1st, 8:42	W, 52-51
Cincinnati (2024)	Fumble Recovery	24-24	3rd, 14:19	W, 44-41
Arizona (2024)	PBU to Interception	7-3	2nd, 2:51	W, 28-22
Arizona (2024)	Forced Fumble	21-19	4th, 2:12	W, 28-22
Iowa State (2024)	Forced Fumble	10-13	3rd, 9:02	W, 23-22
Oklahoma St. (2024)	Fumble Recovery			
Oklahoma St. (2024)	Interception			

\* departed the game with an injury immediately following the takeaway

DEFENSIVE NOTEBOOK

RODRIGUEZ NOT ALONE IN TAKEAWAYS

- For as good as Jacob Rodriguez has been in creating takeaways throughout his career, he's not alone on the Red Raider roster. Between not only Rodriguez but also fellow inside linebacker Ben Roberts and new outside linebacker David Bailey, Texas Tech has three of the Big 12's active leaders in career forced fumbles as the trio has combined for 18 over their respective careers entering this season.
- Bailey enters this second ranked tied for second among active FBS players with seven forced fumbles over his career, trailing only Buffalo's Red Murdock with 11 overall. Rodriguez, meanwhile, is tied for fifth nationally with six forced fumbles over his career followed by Roberts in a tie for 12th overall with five over his respective career.
- Texas Tech is the only FBS program in the country with at least two returners with five or more career forced fumbles, yet a lone three. In addition, Bailey leads all Big 12 active players in career forced fumbles, while Rodriguez is tied for second alongside Gunner Maldonado, who transferred to Kansas State this offseason from Arizona.

NCAA FBS LEADERS IN CAREER FORCED FUMBLES

Name (School)	FF
1. Red Murdock (Buffalo)	11
2. David Bailey (Texas Tech)	7
Mikail Kamara (Indiana)	7
Harold Perkins Jr. (LSU)	7
5. Jacob Rodriguez (Texas Tech)	6
T.J. Parker (Clemson)	6
Emmanuel McNeil-Warren (Toledo)	6
Dalton Johnson (Arizona)	6
Dylan Rosiek (Illinois)	6
Gunner Maldonado (Kansas State)	6
Key Lawrence (UCLA)	6
12. Ben Roberts (Texas Tech)	5
Several others	5

NOT THE ONLY "TOUGH" RODRIGUEZ

- Jacob Rodriguez considers himself a tough guy. It makes sense knowing he's one of the few players in America who could go from a college quarterback to an All-Big 12 linebacker



in only a matter of years. Rodriguez will tell you he's not the toughest member of his family, though. That honor belongs to his wife, Emma, who is an active-duty helicopter pilot in the U.S. Army. The couple was married in July 2023 in a surprise ceremony (to some) in Houston, beginning a great journey in different parts of the country with Jacob in Lubbock and Emma at Fort Riley in Junction City, Kan.

ROBERTS OFF TO GREAT START

- Ben Roberts will enter this season with 190 tackles already in his career and yet still a junior. Roberts still has a long way to reach the Texas Tech career list, but the successful start has put the thought in reach over the next two seasons as he is more than halfway from reaching Ryan Aycock for 10th all-time in program history. Aycock, a member of this year's Texas Tech Hall of Fame class, compiled 338 tackles as a Red Raider safety from 2000-03.
- Roberts recorded the most tackles in a season by a Red Raider freshman dating back to 1980 two years ago after totaling 107 stops as only a redshirt freshman. Roberts, who followed with 83 tackles as a sophomore in 2024, joined Donald Harris as the only other Texas Tech freshman to reach the 100-tackle mark after finishing with 104 stops in 1987. He joined current Miami Dolphins linebacker Jordyn Brooks (2016) as the only Red Raider freshman to lead the team in tackles since 1996.
- His 190 tackles over the past two seasons ranked third among Big 12 players over that span, trailing only Baylor's Matt Jones (195) and Iowa State's Beau Freyler (191). Roberts is the only player out of that trio to return this season.
- Roberts was one of two underclassmen to record at least 190 tackles the past two seasons, joining Dillon Thieneman who combined for 210 stops at Purdue. He is one of seven players to return this season after combining for 190 tackles or more the past two seasons.

BIG 12 LEADERS FOR TACKLES SINCE 2023

Name (School)	Tackles
1. Matt Jones (Baylor)	195
2. Beau Freyler (Iowa State)	191
3. Ben Roberts (Texas Tech)*	190

\* designates players who return for the 2025 season





## GETTING TO THE QUARTERBACK

- One of Texas Tech's biggest weaknesses defensively a year ago was its ability to get the quarterback. The Red Raiders should be much-improved in that area with the addition of not only David Bailey but also fellow outside linebacker Romello Height and defensive tackles Lee Hunter, A.J. Holmes Jr., and Skyler Gill-Howard.
- All five of Texas Tech's transfer additions arrived with at least 40 career pressures, according to Pro Football Focus, giving Texas Tech nine players on its roster with at least 20 in their career when you incorporate returners such as Jacob Rodriguez, Ben Roberts, Charles Esters III and E'Maurion Banks.

### TEXAS TECH CAREER PRESSURES (PER PFF)

Name	Pressures
1. David Bailey	91
2. Romello Height	69
3. Lee Hunter	55
4. A.J. Holmes Jr.	52
5. Skyler Gill-Howard	42
6. Jacob Rodriguez	33
7. Ben Roberts	30
8. Charles Esters III	21
9. E'Maurion Banks	20

## STRENGTH IN THE MIDDLE

- The middle of Texas Tech's defensive line received a significant boost with the signing of Lee Hunter, Skyler Gill-Howard and A.J. Holmes Jr. this offseason. That trio arrived in Lubbock with 276 combined career tackles, including 47.0 for a loss and 15.5 sacks, forming one of the top interior defensive line units possibly in college football.
- Hunter was a two-time All-Big 12 selection during his time at UCF after earning honorable mention accolades in 2023 and then second team honors in 2024. He combined for 131 tackles, 21.5 tackles for loss and 5.0 sacks with the Knights, all while recording 55 pressures by Pro Football Focus. He ranks second among returning power conference interior defensive linemen with 49 total pressures the past two seasons combined.
- Gill-Howard ranked 11th by PFF among defensive tackles nationally a year ago after receiving an 83.8 overall grade a year ago. He was the publication's highest graded defensive tackle to enter the transfer portal this offseason.
- Holmes, meanwhile, signed with the Red Raiders following

## WOOD EXPERIENCED IN TURNING AROUND DEFENSES

- Shiel Wood enters his first season as defensive coordinator and inside linebackers coach, bringing a reputation of immediately improving defenses from previous stops at Army (2021), Troy (2022), Tulane (2023) and Houston (2024).
- Wood's defenses have ranked inside the top 35 for total defense in all four seasons since he was first named co-defensive coordinator at Army in 2021. Opposing offenses have averaged less than 23.0 points per game against Wood's defenses since his promotion to play-caller at Army in 2021.
- Wood has built a reputation for immediately improving defenses, particularly through turnovers. Both his defenses at Troy and Tulane ranked in the top 10 nationally for takeaways as his defenses are averaging 22.3 takeaways per season over the past four years. His defenses have increased their takeaway total from the previous year in each of his last three stops as a defensive coordinator.
- Wood will look for a similar turnaround in his first season after inheriting a Red Raider defense that surrendered 34.8 points per game a year ago. Since taking over the Army defense in 2021, Wood has never had a defense give up more than 22.9 points per game in a season. Texas Tech, meanwhile, has not allowed less than 25.0 points per game since 2009.

one year with new defensive coordinator Shiel Wood at Houston where he started all 12 games with 40 tackles and 8.5 tackles for loss.

- Texas Tech's front is as impressive as the Red Raiders have boasted in recent years with PFF's Max Chadwick ranking the defensive line third nationally entering the 2025 season behind only Clemson and Alabama.

### PFF TOP DEFENSIVE LINES IN COLLEGE FOOTBALL

School	AP Ranking
1. Clemson	No. 4
2. Alabama	No. 8
3. Texas Tech	No. 23
4. Florida	No. 15
5. Penn State	No. 2

## A FIRST ROUND TALENT

- Texas Tech made splash after splash across college football this offseason with the signing of the top transfer portal class in the country. The loudest splash, however, came in early April with the signing of outside linebacker David Bailey, who committed to join the Red Raiders after three seasons at Stanford.
- Bailey is the highest-rated returning edge player in college football after he received a 90.9 overall grade by Pro Football Focus for the 2024 season. Bailey was the sixth-highest graded edge player in the country this past season as he ranked slightly behind Penn State's Abdul Carter, who was selected third overall this past spring in the NFL Draft.
- Bailey, himself, is projected to be a potential first round pick as ESPN's Jordan Reid forecasted him to go No. 28 overall in his May mock draft. Texas Tech has sent two outside linebackers to the league already under Joey McGuire and outside linebackers coach C.J. Ah You as Tyree Wilson was picked No. 7 overall in 2023, while Myles Cole was selected in the seventh round a year later.

## AN INCREASE IN TALENT

- For a program that has been known for its offense for more than two decades now, Texas Tech's increase in talent this offseason has greatly impacted a defense that struggled a year ago. Texas Tech led the country with 24 selections to the East-West Shrine Bowl 1,000 watch list this summer with exact half of those coming from the defensive side of the ball.



### POINTS PER GAME IMPROVEMENTS

SCHOOL (YEAR)	YEAR PRIOR	WITH WOOD
Troy (2022)	26.1 (64)	17.1 (8)
Tulane (2023)	22.2 (32)	20.5 (23)
Houston (2024)	31.5 (105)	22.9 (40)

### TOTAL TAKEAWAYS IMPROVEMENTS

SCHOOL (YEAR)	YEAR PRIOR	WITH WOOD
Troy (2022)	24 (15)	27 (8)
Tulane (2023)	20 (T-44)	27 (3)
Houston (2024)	14 (103)	19 (54)

National ranking designated in parenthesis

## NUMBERS TO KNOW

1

Texas Tech was tabbed having the No. 1-ranked transfer portal class by On3sports and the No. 2-ranked portal class by 247Sports.com.

6

QB Behren Morton was named to six different preseason watch lists, leading Texas Tech. He was tabbed to the Maxwell, Wuerffel, O'Brien, Manning, Golden Arm & Tyler Rose.

17

Texas Tech is ranked in both major preseason polls - No. 23 AP, No. 24 Coaches - the last time the Red Raiders were ranked in both preseason polls was 2008, 17 years ago.

24

Texas Tech had 24 players named to the Shrine Bowl 1000, a nation-leading number among all college football teams.

25

A win on Saturday would mark the 25th consecutive win for the Red Raiders against an FCS opponent dating back to 1991.

950

Texas Tech will have the Guinness World Records staff on-hand Saturday as 950+ drones will hit the sky before the 4Q seeking to break the record for most drones at a CFB game.

## MCGUIRE ON FOURTH DOWNS

- Much has been said about Joey McGuire's aggressive approach to fourth downs over his three full seasons. Even with an evolved approach last season, Texas Tech has been among the most active teams in the country in going for it on fourth down 118 times, which trails only Baylor for the most in the country since 2022.
- It's not that the Red Raiders are so daring under McGuire that's impressive. It's the fact that it's proven to be successful, too. The Red Raiders are a combined plus-127 over his three seasons in the plus/minus scale, which is determined based on the result of Texas Tech's ongoing drive or points scored by an opponent on a failed attempt. Texas Tech ranks third in the Big 12 and 17th nationally with a 60.2 fourth-down percentage (71-of-118) since 2022.
- In total, the Red Raiders have gone for it on fourth down at least five times in 10 different games under McGuire. Texas Tech has attempted at least one fourth down conversion in all but four games under McGuire with three of those in 2024.

### RED RAIDERS ON FOURTH DOWN ATTEMPTS IN 2025

Game	4th Downs	Pts. Gained	Pts. Lost	+/-
Ark-Pine Bluff				
Kent State				
Oregon State				
at Utah				
at Houston				
Kansas				
at Arizona State				
Oklahoma State				
at Kansas State				
BYU				
UCF				
at West Virginia				
<b>Totals</b>	--	--	--	--
<b>2022 Totals</b>	33-52	129	51	+78
<b>2023 Totals</b>	24-37	61	23	+38
<b>2024 Totals</b>	14-29	77	66	+11
<b>McGuire totals</b>	<b>71-118</b>	<b>267</b>	<b>140</b>	<b>+127</b>

COME-FROM-BEHIND WINS

The victory over Cincinnati at home on Sept. 28 marked the 27th time since 2000, and fourth time under Joey McGuire, that the Red Raiders overcame a double-digit deficit to win. Below is a listing of Tech's come-from-behind wins during that span:

DATE	OPPONENT	DEFICIT	RESULT
Dec. 29, 2006	vs. Minnesota*	31	W, 44-41 (OT)
Sept. 25, 2004	Kansas	25	W, 31-30
Sept. 18, 2004	TCU	21	W, 70-35
Oct. 1, 2011	at Kansas	20	W, 45-34
<b>Nov. 26, 2022</b>	<b>Oklahoma</b>	<b>18</b>	<b>W, 51-48 (OT)</b>
Oct. 5, 2002	at #23 Texas A&M	18	W, 48-47 (OT)
Nov. 18, 2006	Oklahoma State	17	W, 30-24
<b>Nov. 18, 2023</b>	<b>UCF</b>	<b>14</b>	<b>W, 24-23</b>
<b>Sept. 24, 2022</b>	<b>#22 Texas</b>	<b>14</b>	<b>W, 37-34 (OT)</b>
Sept. 4, 2021	vs. Houston	14	W, 38-21
Nov. 14, 2020	Baylor	14	W, 24-23
Sept. 24, 2011	Nevada	14	W, 35-34
Nov. 6, 2010	at #14 Missouri	14	W, 27-17
Nov. 29, 2008	Baylor	14	W, 35-28
Jan. 1, 2008	vs. Virginia	14	W, 31-28
Sept. 8, 2007	UTEP	14	W, 45-31
Nov. 1, 2003	Colorado	14	W, 26-21
Nov. 16, 2002	#3 Texas	14	W, 42-38
Oct. 19, 2013	at West Virginia	11	W, 37-27
<b>Sept. 28, 2024</b>	<b>Cincinnati</b>	<b>11</b>	<b>W, 44-41</b>
Nov. 24, 2017	at Texas	10	W, 27-23
Nov. 22, 2014	at Iowa State	10	W, 34-31
Oct. 5, 2013	at Kansas	10	W, 54-16
Oct. 20, 2012	at #21 TCU	10	W, 56-56 (3OT)
Sept. 3, 2011	Texas State	10	W, 50-10
Oct. 23, 2010	at Colorado	10	W, 27-24
Nov. 21, 2009	vs. Baylor	10	W, 20-13

\* indicates largest come-from-behind win in FBS bowl history.

**BOLD** indicates a Joey McGuire-led team

ALL-TIME OVERTIME GAMES

Texas Tech is 10-8 all-time in overtime games since the NCAA began allowing games to go past regulation in 1996. Below is a listing of Texas Tech's all-time results in overtime:

DATE	OPPONENT	RESULT
Aug. 31, 2024	Abilene Christian	W, 52-51 (OT)
Sept. 2, 2023	at Wyoming	L, 33-35 (2OT)
Nov. 26, 2022	Oklahoma	W, 51-48 (OT)
Sept. 24, 2022	#22 Texas	W, 37-34 (OT)
Sept. 10, 2022	#25 Houston	W, 33-30 (2OT)
Sept. 26, 2020	#8 Texas	L, 56-63 (OT)
Oct. 12, 2019	at #22 Baylor	L, 30-33 (2OT)
Nov. 4, 2017	Kansas State	L, 35-42 (OT)
Oct. 29, 2016	at TCU	W, 27-24 (2OT)
Nov. 24, 2012	vs. Baylor	L, 45-52 (OT)
Nov. 10, 2012	Kansas	W, 41-34 (2OT)
Oct. 20, 2012	at #21 TCU	W, 56-53 (3OT)
Oct. 11, 2008	Nebraska	W, 37-31 (OT)
Dec. 29, 2006	vs. Minnesota	W, 44-41 (OT)
Sept. 9, 2006	at UTEP	W, 38-35 (OT)
Nov. 13, 2004	at #22 Texas A&M	L, 25-32 (OT)
Oct. 5, 2002	at #23 Texas A&M	W, 48-47 (OT)
Sept. 21, 2002	#16 N.C. State	L, 48-51 (OT)
Oct. 6, 2001	Kansas	L, 31-34 (2OT)



SPECIAL TEAMS NOTEBOOK

KP KNOWS KICKERS

- Texas Tech may enter the 2025 season similar to a year ago, when special teams coordinator Kenny Perry was splitting kicking duties between returning starter Gino Garcia and fellow senior Reese Burkhardt. The experiment resulted in Texas Tech ranking among the nation's leaders in field goal percentage after connecting on 22-of-24 team field goal attempts.
- The procedure the Red Raiders followed to start the 2024 season, which is likely to follow suit, would be a back-and-forth exchange between transfer Upton Bellenfant and returning junior Stone Harrington after the two were hard to separate during preseason camp. Bellenfant arrived at Texas Tech this offseason after finding the uprights on 18-of-21 field goal attempts in 2024 at Buffalo, where he was an All-MAC third team honoree. Harrington, meanwhile, was Texas Tech's backup kickoff specialist and will be looking for his first career field goal attempt against Arkansas-Pine Bluff.
- Needless to say, Perry knows the right buttons to push at the kicker position. In fact, his kickers have made 80.0 percent of their field goal attempts since he became a quality control analyst at SMU in 2020. He was promoted to special teams coordinator at SMU in 2021 before joining Joey McGuire's charter staff at Texas Tech a year later, where he has developed two of the top kickers in program history in Garcia and Trey Wolff.

FIELD GOAL KICKERS UNDER KENNY PERRY SINCE 2020			
Year	School	FGM/FGA	Pct.
2020	SMU	17/21	80.95
2021	SMU	12/17	70.59
2022	Texas Tech	21/26	80.77
2023	Texas Tech	16/22	72.73
2024	Texas Tech	22/24	91.67
<b>TTU total</b>	<b>--</b>	<b>59/72</b>	<b>81.9</b>
<b>Overall</b>	<b>--</b>	<b>88/110</b>	<b>80.0</b>

BURGESS LONE STARTER TO RETURN

- Jack Burgess will be the lone starting specialist to return this season following the departure of both place kickers, Gino Garcia and Reese Burkhardt, and four-year long snapper Jackson Knotts. The senior punter averaged 42.2 yards per punt over 47 attempts a year ago, with 23 of those going for fair catches and 19 being downed inside the 20-yard line.
- Burgess ended his first season as a Red Raider with a 76.2 overall grade from Pro Football Focus, which ranked 21st nationally. The publication credited him with a 4.06 hangtime for the season, which was tied for 17th in the FBS.
- Burgess was singled out by head coach Joey McGuire during a preseason press conference, praising him for his offseason work and a notable 5-yd distance improvement he's observed.

SWAT PATROL

- Texas Tech has blocked nine kicks in the three seasons under Joey McGuire and special teams coordinator Kenny Perry, which leads the Big 12 Conference since 2022 and ranks tied for ninth nationally.
- E'Maurion Banks has been one of the Red Raiders' biggest disrupters on those lines, charging the opposing kicker. Banks has recorded one block in each of the past two seasons.

NCAA LEADERS IN BLOCKED KICKS SINCE 2022	
School	Blocked Kicks
1. Notre Dame	16
2. Georgia Tech	13
3. South Carolina	12
4. Bowling Green, Miami (OH)	11
6. Central Michigan, Rutgers	10
8. Texas Tech, Army, Florida State, Illinois Nebraska, Old Dominion, Texas	9
15. Duke, Eastern Mich., Indiana, ULL, UConn, UNLV	8

SPECIAL TEAMS NOTABLES

- Kickers with strong and accurate legs have been a strong presence in Lubbock, maybe due to training in West Texas' winds. And it's hard to forget when Jonathan Garibay clinched the first of the last four consecutive bowl appearances Tech has made since he made a 62-yard field goal as time expired to defeat Iowa State and clinch bowl eligibility in 2021. It remains T-12th for the longest field goal ever made in an FBS game.
- The presence continued in 2022 and since, under special teams coordinator Kenny Perry, as Texas Tech ranks tied for 16th nationally in most made 50-plus-yard field goals with six. The Red Raiders rank second in that category in the Big 12, trailing only Arizona with eight 50-plus yard field goals made.
- A year ago, despite entering the season with two kickers who would alternate for the first half of the season before Gino Garcia won the job outright, the duo combined for the second-best field goal percentage in the Big 12, connecting at a 22-for-24 clip (91.7), trailing only West Virginia's 92.9 field goal percentage but the Mountaineers attempted 10 less field goals (13-of-14) during the year.
- Tech was one of five Big 12 teams that were 100.0 percent on PATs, joining BYU, Colorado, Utah and West Virginia. In fact, Texas Tech has not missed an extra point attempt since Nov. 26, 2022, in its home finale versus Oklahoma.

BE SPECIAL ON SPECIAL TEAMS

- The phrase "be special on special teams" is No. 4 on Texas Tech's weekly "Plan to Win" strategy. The Red Raiders have seven defined goals for each game, areas that Joey McGuire says largely determine the outcome. The special teams unit has been among its best assets during McGuire's tenure.







## 100-YEAR UNIFORMS UNVEILED

- Texas Tech will celebrate 100 seasons of Texas Tech Football as part of its Homecoming festivities on Oct. 11 against Kansas. The Red Raiders have already unveiled a special uniform from adidas for the Kansas game, which incorporates different aspects of Texas Tech history.
- Texas Tech - known then as the Matadors - kicked off its first season of football in 1925 with an impressive 6-1-2 debut under head coach E.Y. Freeland. Since then, Texas Tech has recorded 605 wins under 17 different head coaches.
- Texas Tech's anniversary uniform took different pieces from its history and applied it. Those pieces include the 1925 "Tech" word mark from the first Texas Tech uniform, the first "double T" in 1926, the traction stripes on the shoulder is taken from 1930, considered a cutting-edge uniform at the time, the

numbers on the front stem from 1935, which was the first-year that numbers were added to the front of Texas Tech's jerseys, the stripes down the side of the pant are inspired from the Masked Rider and horse's breast collar from the mid-1960's while the stars on the helmet come from 1969 when stars were added to player's helmets when earned.

## HOMETOWN PRIDE

- Texas Tech will continue to recognize the hometowns of every student-athlete on its roster this season with a special decal on the back of each gameday helmet. The decal will feature a throwback Masked Rider logo with the area code associated with each student-athlete's hometown as part of an initiative started in 2022 by head coach Joey McGuire.

## TECH ENTERS REVENUE SHARE ERA

- Texas Tech ushered in a new era of intercollegiate athletics this past July with a comprehensive plan that further demonstrates its commitment to competing at the highest levels and its investment in its student-athletes.
- As part of its plan, the Red Raider Club - the longtime fundraising arm of the athletics department - has integrated the Matador Club under its umbrella. The Matador Club had previously served as the official NIL collective of the athletics department the last three-plus years, positioning Tech as a national leader in supporting its student-athletes through NIL.
- Texas Tech enters this new era with tremendous alignment as two of its biggest supporters help lead its Board of Regents in Chairman Cody Campbell and Vice Chairman Dusty Womble. The playing field at Jones AT&T Stadium is named after Campbell, while Womble has his name on both of Texas Tech's football and basketball team facilities.

## RED RAIDERS IN THE NFL 2025 NFL TRAINING CAMP REPORTS

NO.	NAME (YEARS AT TECH)	NFL TEAM
1.	Dadrion Taylor-Demerson, S (2019-23)	Arizona Cardinals
2.	Broderick Washington Jr., DL (2016-19)	Baltimore Ravens
3.	Tahj Brooks, RB (2020-24)	Cincinnati Bengals
4.	Bralyn Lux, DB (2023-24)	Cincinnati Bengals
5.	Josh Kelly, WR (2024)	Dallas Cowboys
6.	Terence Steele, OL (2016-19)	Dallas Cowboys
7.	Myles Cole, DE (2022-23)	Jacksonville Jaguars
8.	Zech McPhearson, DB (2019-20)	Jacksonville Jaguars
9.	Patrick Mahomes II, QB (2014-16)	Kansas City Chiefs
10.	Caleb Rogers, OL (2020-24)	Las Vegas Raiders
11.	Tyree Wilson, DE (2021-22)	Las Vegas Raiders
12.	Jordyn Brooks, LB (2016-19)	Miami Dolphins
13.	Jalin Conyers, TE (2024)	Miami Dolphins
14.	Erik Ezukanma, WR (2019-21)	Miami Dolphins
15.	Austin McNamara, P (2020-23)	New York Jets
16.	Tyler Owens, DB (2022-23)	Washington Commanders
17.	Baylor Cupp, TE (2022-23)	Baltimore Ravens*

## McGUIRE ERA DRAFT PICKS

- Five Red Raiders have heard their names called during the NFL Draft during Joey McGuire's tenure (2022-pres.). Most recently, the Las Vegas Raiders drafted offensive lineman Caleb Rogers in the third round (98th overall) in the 2025 Draft, and in the sixth round, the Cincinnati Bengals selected the Red Raiders' all-time leading rusher, Tahj Brooks. Defensive back Dadrion Taylor-Demerson went in the fourth round in 2024, followed by rush end Myles Cole going in the seventh round to Jacksonville. During Tech's first spring offseason under McGuire, the Red Raiders had only one draft pick, but it came quickly, as the Raiders made Tyree Wilson the highest-drafted defensive player in school history at No. 7 overall.



## THREE-TIME SUPER BOWL CHAMPION

- Patrick Mahomes II became the first Red Raider in school history to win three career Super Bowls after he helped lead the Kansas City Chiefs to a 25-22 overtime victory over the San Francisco 49ers in Super Bowl LVIII in 2024. It was the second-straight Super Bowl title for the Chiefs and their third in five years. Mahomes guided Kansas City to its third consecutive Super Bowl appearance last season but was denied a three-peat by the Philadelphia Eagles.
- With his first Super Bowl win (2020) over the San Francisco 49ers, Mahomes was named Super Bowl MVP at only 24 years of age, making him the youngest player in NFL history to earn Super Bowl MVP honors.

## FIRST ROUND DRAFT PICKS

- Texas Tech currently has three first-round NFL Draft picks active heading into the 2025 NFL season. In addition to Patrick Mahomes II being the 10th overall pick by the Kansas City Chiefs in 2017, and while maybe not known for its defense in recent years, the two others include linebacker Jordyn Brooks and defensive end Tyree Wilson.
- The Miami Dolphins selected Jordyn Brooks 27th overall in the 2020 draft and has since moved on to the Miami Dolphins. Meanwhile, Tyree Wilson was the seventh overall selection in the 2023 draft, making him the highest-drafted defensive player in program history.

## UNIFORM TRACKER

Over the past decade, Texas Tech has been among the most innovative teams in the country related to team uniforms. Here's a look at Texas Tech's record in various uniform combinations since the start of the 2000 season.

Helmet-Jersey-Pants	2025	Record
Black-Red-Black		30-7
White-White-White		13-10
Black-Black-Black		36-22
Black-White-Black		24-25
Black-Black-White		8-5
Black-Red-Red		19-2
Black-White-White		15-18
Black-White-Red		4-6
Red-White-Red		2-4
Black-Red-White		6-1
White-Black-White		2-2
Red-White-Black		1-3
Gray-White-Gray		1-3
Red-Red-Red		1-2
White-Red-Red		1-2
White-White-Red		0-2
Red-White-White		1-1
Black-Gray-Black		1-0
Black-Black-Gray		1-0
Gray-Gray-Gray		1-0
Black-Black-Red		0-1
White-White-Black		3-0
White-Red-White		1-0
Red-Red-White		1-0
Red-Red-Black		0-1
Red-Black-White		0-1
Red-Black-Black		1-0
Black-White-Gray		0-1

## Specialty Uniforms

Throwbacks 2014-23	5-9
adidas Gladiator Strategy (2024)	0-1
Wounded Warrior (2010)	1-0
Wounded Warrior (2011)	0-1
Lone Star Pride (2012)	0-1
Lone Survivor (2013)	0-1
Lone Star Pride (2013)	0-1
White Ombre' (2014)	0-1
Lone Star Pride (2014)	0-1
Black Ombre' (2014)	0-1

## 2025 UNIFORM TRACKER

Opponent	Combo	Result
Arkansas at Pine Bluff		
Kent State		
Oregon State		
at Utah		
at Houston		
Kansas		
at Arizona State		
Oklahoma State		
at Kansas State		
BYU		
UCF		
at West Virginia		

## TEXAS TECH COACHING STAFF



### KENNY PERRY

Assoc. HC/Special Teams Coordinator  
4th Season at Tech  
Game Day Location: Sideline

**Career Breakdown:** Perry, a legendary high school head coach in the DFW metroplex, had one of the nation's top running backs in 2024 with Tahj Brooks, who went on to become Tech's all-time leading rusher

and a sixth round pick of the Cincinnati Bengals in the 2025 NFL Draft. Perry spent the previous three seasons serving as Tech's running backs coach.



### MACK LEFTWICH

Offensive Coordinator/Quarterbacks  
1st Season at Tech  
Game Day Location: Sideline

**Career Breakdown:** One of the top young play-callers in the country, Leftwich arrived to Texas Tech following two seasons at Texas State. The Bobcats' offense ranked nationally in the top 15 both seasons, leading the Sun Belt in scoring, finishing seventh in the FBS in 2023 and then 11th in 2024. Leftwich is credited with helping discover Cameron Ward, the No. 1 pick in the 2025 NFL Draft who began his career at Incarnate Word. Leftwich was on the staff from 2018-22.




### SHIEL WOOD

Defensive Coordinator/ILB Coach  
1st Season at Tech  
Game Day Location: Sideline

**Career Breakdown:** Wood arrives to Lubbock after one season in the same role at conference foe Houston. One of the top up-and-coming defensive coaches in the country, Wood's defenses have ranked inside the top 35 for total defense since 2021. His previous stops include Army (2020-21), Troy (2022) and Tulane (2024). Opposing offenses have averaged less than 23.0 ppg against his units since his promotion to play-caller at Army his final year there.

## TEXAS TECH SUPPORT STAFF

Head Strength & Conditioning Coach	Lance Barilow (4th Season)
Associate A.D./Football Admin.	Antonio Huffman (7th Season)
Director of Player Personnel	James Blanchard (4th Season)
Director of Football Operations	Quintin Jordan (4th Season)
Director of Player Development	Dave Martin (4th Season)
Director of Player Support/NFL Liaison	Sammy Morris (5th Season)
Senior Defensive Analyst	Jack Teachey (1st Season)
Asst. Special Teams Coordinator	Ryan Conry (4th Season)
Asst. Secondary Coach	Jah'Shawn Johnson (4th Season)
Asst. OL Coach	Jackson Kimble (2nd Season)
Asst. Defensive Line Coach	Cole Maxwell (3rd Season)
Asst. Quarterbacks Coach	Lindsey Scott Jr. (1st Season)
Defensive Asst. (DBs)	Collin Shank (1st Season)
Offensive Asst. (WRs)	Xavier White (1st Season)
Asst. Inside Linebackers Coach	Taylor Young (2nd Season)
Sr. Assoc. S&C Coach	Aaron Hall (4th Season)
Assoc. S&C Coach	Brandyn Musgrave (4th Season)
Asst. S&C Coach	Dalton Elliott (1st Season)
Asst. S&C Coach	Brandon Stevenson (1st Season)
Coord. of FB Performance/Analytics	Josh Haverfield (4th Season)
Director of Football Nutrition	Gentry Hicks (3rd Season)
Assistant Football Dietitian	Carly Ponder (1st Season)
Director of Scouting	Sean Kenney (4th Season)
Director of Player Personnel	Brian Nance (4th Season)
Assoc. Dir. of Scouting	Wesley Harwell (2nd Season)
Dir. of Recruiting Operations	Kate Eberhardt (5th Season)
Dir. of Admin and Operations	Preslee Quisenberry (4th Season)
Assistant A.D./Equipment Operations	Zane Perry (26th Season)
Head Football Equipment Manager	Cayman Ancell (9th Season)
Asst. Equipment Manager	Roger Lira (10th Season)
Asst. Equipment Manager	Austin Nettles (3rd Season)
Director of Football Video	Eric Gerald (10th Season)
Video Coordinator	Jacob Chavarria (4th Season)
Asst. Video Coordinator	Ren Brown (2nd Season)
On-Campus Recruiting Coord.	Katie Meade (1st Season)



### JOSH COCHRAN

Running Game Coord./Tight Ends Coach  
4th Season at Tech  
Game Day Location: Pressbox

**Career Breakdown:** Cochran shifted over to coach the tight ends under Joey McGuire after spending the previous two seasons as the co-offensive coordinator and offensive line coach at Austin Peay. Cochran, who was named in July 2022 to Dave Campbell's Texas Football "40 under 40" coaches list, is a one-time THSCA member as he began his career in the prep ranks at Lindale High School in East Texas.



### JUSTIN JOHNSON

Asst. HC/Passing Game Coord./WR Coach  
3rd Season at Tech  
Game Day Location: Sideline

**Career Breakdown:** Johnson, nicknamed "Coach Juice" throughout his career, arrived in Lubbock after a three-year stint at Baylor. Johnson oversaw the running backs room at both Baylor and then Houston, his alma mater, in 2019, but returns to coaching wide receivers with the Red Raiders. He previously was the wide receivers coach at Kansas in 2018, the same position he starred at during his own four-year career at Houston.



### CLAY MCGUIRE

Offensive Line Coach  
2nd Season at Tech  
Game Day Location: Sideline

**Career Breakdown:** McGuire (no relation to Joey McGuire) returned to his alma mater following two seasons as the offensive line coach at Washington State, his second stint with the Cougars after serving in a similar capacity for six years under Mike Leach from 2012-17. Texas Tech stalwart tackle Caleb Rogers was the first Red Raider to hear his name called in the 2025 NFL Draft as the Las Vegas Raiders took him 98th overall in the third round.



### GARRET MCGUIRE

Running Backs Coach  
1st Season at Tech  
Game Day Location: Pressbox


**Career Breakdown:** This season will mark McGuire's fifth year at either the collegiate or professional level and first overseeing the running backs position. He was previously the wide receivers coach at Nebraska (2023-24) after starting his career with the Carolina Panthers as a coaching assistant in 2021.



### C.J. AH YOU

Outside Linebackers Coach  
4th Season at Tech  
Game Day Location: Sideline

**Career Breakdown:** Ah You mentored Tyree Wilson to first team All-America honors during his debut season on the Red Raider staff as Texas Tech, behind Wilson the Red Raiders ranked in the top 20 nationally for tackles for loss. His hiring marked his return to the Big 12 where he previously starred at Oklahoma (2005-06) before enjoying a six-year NFL career with the St. Louis Rams.



### ZARNELL FITCH

Defensive Line Coach  
4th Season at Tech  
Game Day Location: Sideline

**Career Breakdown:** Fitch, another one-time Texas High School Coaches Association member, is no stranger to the Big 12 as he previously served in a similar role at TCU prior to his arrival in Lubbock. Fitch has mentored 13 players who have earned All-Big 12 honors during his career, a list that features Texas Tech's Tony Bradford Jr. and Jaylon Hutchings, who were one of only three FBS duos to record at least 30 pressures each in 2022.



### ROB GREENE

Safeties Coach  
1st Season at Tech  
Game Day Location: Pressbox

**Career Breakdown:** Greene arrived to Texas Tech following two seasons at Tulane where the Green Wave combined for 20 wins and played for two American Athletic Conference titles. This is Greene's third stint working alongside defensive coordinator Shiel Wood as the two were previously on staff together at Wofford in 2017 and Tulane in 2023.



### DARCEL MCBATH

Cornerbacks Coach  
1st Season at Tech  
Game Day Location: Sideline

**Career Breakdown:** One of the top defensive backs in Tech history, McBath enters his first season (second overall) with the Red Raiders as their cornerbacks coach after being promoted from analyst during the 2024 season. A longtime assistant under the last Mike Leach, McBath returns to his alma mater following four seasons at Mississippi State (2020-23) and two additional years in a similar capacity at Washington State (2018-19).

## TEXAS TECH SPORTS MEDICINE

Associate A.D./Head Athletic Trainer	Michael Ramirez (9th Season)
Associate Athletic Trainer	Dillon Barron (1st Season)
Assistant Athletic Trainer	Steven Lapso (5th Season)
Assistant Athletic Trainer	Erika Dean (3rd Season)
Assistant Athletic Trainer	Addison Tower (1st Season)
Sr. Assoc. AD/S-A Health & Wellness	Grant Stovall (13th Season)
Medical Director/Head Orthopedic Surgeon	Dr. Kevin Crawford (20th Season)
Head Team Physician	Dr. Michael Phy (19th Season)
Asst. AD/Psychological Health & Perform.	Dr. Weston Durham (2nd Season)



## THE HOME OF TEXAS TECH FOOTBALL



### SOUTH END ZONE & WOMBLE FOOTBALL CENTER

■ Texas Tech moved into the South End Zone and Dustin R. Womble Football Center in 2024, which features more than 340,000 combined square feet of space with a blend of world-class modern design and technology elements with Spanish Renaissance architecture well known on the Texas Tech campus. The \$242 million project marks the largest contiguous football facility in the country, connecting the south end zone building to the Womble Football Center and the Sports Performance Center, which opened in 2017 as Texas Tech's indoor football practice facility and indoor track and field venue.

■ Joey McGuire and his staff's offices are on the second floor of the south end zone building, giving them a stunning view overlooking Cody Campbell Field at Jones AT&T Stadium. The office location places McGuire and his staff steps from each position room and the skybridge connected to the Womble Football Center where offensive and defensive breakout rooms are located as well as a team meeting space and a state-of-the-art walkthrough area on the second level.

■ The Womble Football Center is a two-story building that maintains its football strength and conditioning, sports medicine and equipment areas on the main level as part of the new layout. The Red Raiders' main locker room is located in the Womble Football Center, which includes space for 120-plus athletes and modern primary designs from Hollman that are fully ventilated and contain USB charging ports and DreamSeat technology for every player.

■ The second floor of the Womble Football Center features a revolutionary 4,500-plus square foot multi-purpose walkthrough area designed for large-scale indoor team strategy implementation, instruction and technique evaluation only a few steps from the team meeting space and position rooms. The space boasts a 25-by-20 yard turf surface in front of a 70-foot wide by 10.5-foot high LED screen that will be the largest in both college football and the NFL for walkthrough areas. The LED screen will allow Texas Tech's coaches to simulate an opponent's formation and scheme, giving the Red Raiders real-time feedback through the advanced technology during game preparations.


■ Texas Tech now boasts a 15,000-square-foot, two-level weight room, one of the largest in college football. The weight room area is located in the southwest corner of the Womble Football Center, giving the Red Raiders direct access into the Sports Performance Center and the outdoor practice fields.

■ The entire facility significantly upgraded the amenities provided to the Red Raiders on a daily basis, notably with a two-story players' lounge, the "Uncommon Man" barber shop, a state-of-the-art hydrotherapy recovery suite and a primary 12,000-square-foot locker room located in the Womble Football Center.

■ The Red Raiders enter Jones AT&T Stadium each gameday through the Gary Petersen Field Club, a 12,000-square-foot premium space that is among the first of its kind in college football. It is one of several new premium areas as Texas Tech has added 17 new luxury suites to go along with 500 club and loge box seats and two spacious party decks.

■ The opening of the South End Zone Building to Jones AT&T Stadium officially closed The Campaign for Fearless Champions, one of the most-successful fundraising initiatives in university history that raised more than \$500 million to transform Texas Tech's athletic facilities across every sport, while also pouring resources into the student-athlete experience through scholarship endowments and the creation of the J.T. and Margaret Talkington Office of Student-Athlete Development.

■ In addition to the large-scale construction, Texas Tech also enhanced its gameday experience as part of the project, adding nine LED displays through Daktronics as well as a state-of-the-art sound system by Clair Audio, a national leader in large venue audio production. The added LED displays include the main videoboard on the north end of the stadium, expanding it to 37-feet high by 136-feet wide in size with 10-millimeter pixel spacing for excellent image clarity and contrast. Texas Tech also constructed two new video displays atop its south end zone measuring 28-feet high by 48-feet wide, featuring content zoning abilities that are already a staple of the north end zone videoboard. All three new videoboards feature 10mm pixel pitch, providing every fan in the 60,000-plus seat stadium with the highest resolution display in college football.



### JONES AT&T STADIUM STADIUM QUICK FACTS

First Game	Nov. 29, 1947
Result	Tech 14, Hardin Simmons 6
All-Time Stadium Record	282-155-6
First Game on Artificial Turf	Sept. 12, 1970
Result	Tech 21, Tulane 14
Capacity	60,229
Surface (Year of Instillation)	Hellas Matrix Helix (2023)
Luxury Suites	102
Club Seats	1,644
Winning Seasons	62

### LARGEST CROWDS IN HISTORY

Attend	Game	Season
61,836	Tech vs. Oklahoma State	2013
61,283	Tech vs. TCU	2015
60,997	Tech vs. Texas State	2013
60,975	Tech vs. Texas	2022
60,961	Tech vs. Texas	2014
60,901	Tech vs. Oklahoma State	2017
60,879	Tech vs. Texas	2012
60,803	Tech vs. Texas	2016
60,800	Tech vs. Oklahoma	2012
60,778	Tech vs. Central Arkansas	2014
60,705	Tech vs. Baylor	2022
60,478	Tech vs. Oklahoma	2016
60,454	Tech vs. Oklahoma	2018
60,454	Tech vs. Texas	2018
60,454	Tech vs. Texas	2010
60,454	Tech vs. Oklahoma State	2010
60,277	Tech vs. Arkansas	2014
60,229	Tech vs. Abilene Christian	2024
60,229	Tech vs. Cincinnati	2024
60,229	Tech vs. Baylor	2024
60,229	Tech vs. Colorado	2024
60,097	Tech vs. Stephen F. Austin	2016
60,073	Tech vs. Sam Houston State	2015
59,260	Tech vs. Iowa State	2011
59,014	Tech vs. Oklahoma	2014
58,955	Tech vs. New Mexico	2012
58,795	Tech vs. Arizona State	2024



INDIVIDUAL HONORS | 2025 PRESEASON



DAVID BAILEY, #31, OLB, SENIOR

- Preseason All-Big 12 Football Team
- Panini Senior Bowl Top 300
- Lombardi Award Watch List
- Bednarik Award Watch List
- PFF Preseason All-Big 12 Team
- Bruce Feldman's College Football Freaks List (No. 43)
- Shrine Bowl 1000
- Preseason DCTF All-Texas College second team
- Preseason Phil Steele All-Big 12 first team
- Preseason Athlon All-Big 12 first team
- Lott IMPACT Trophy Watch List

DONTAE BALFOUR, #20, DB, SENIOR

- Shrine Bowl 1000

UPTON BELLENFANT, #27, K, JUNIOR

- Lou Groza Award Watch List
- Preseason Athlon All-Big 12 fourth team

AMIER BOYD, #27, DB, JUNIOR

- Shrine Bowl 1000

TERRANCE CARTER #7, JR., TE, JUNIOR

- Shrine Bowl 1000
- Preseason Athlon All-Big 12 fourth team

DAVION CARTER, #56, OL, SUPER SENIOR

- Bruce Feldman's College Football Freaks List (No. 88)
- Shrine Bowl 1000
- Preseason Phil Steele All-Big 12 second team
- Preseason Athlon All-Big 12 third team

CALEB DOUGLAS, #5, WR, SENIOR

- Earl Campbell Tyler Rose Award Watch List
- Panini Senior Bowl Top 300
- Biletnikoff Award Watch List
- Shrine Bowl 1000
- Preseason Dave Campbell's Texas Football All-Texas College Team (first team/Best Wide Receiver)
- Preseason Phil Steele Big 12 team (second team)
- Preseason Athlon Big 12 Team (second team)

COY EAKIN, #3, WR, JUNIOR

- Earl Campbell Tyler Rose Award Watch List
- Shrine Bowl 1000
- Preseason DCTF All-Texas College second team

CHARLES ESTERS III, #11, OLB, SENIOR

- Shrine Bowl 1000

SKYLER GILL-HOWARD, #0, DL, SENIOR

- Shrine Bowl 1000
- Preseason Phil Steele All-Big 12 third team

ROMELLO HEIGHT, #9, OLB, SENIOR

- Panini Senior Bowl Top 300
- Shrine Bowl 1000

A.J. HOLMES JR., #33, DL, JUNIOR

- Shrine Bowl 1000

LEE HUNTER, #2, DL, SENIOR

- Preseason All-Big 12 Football Team
- Panini Senior Bowl Top 300
- Bednarik Award Watch List
- PFF Preseason All-Big 12 Team
- Bronko Nagurski Trophy Watch List
- Outland Trophy Watch List
- Shrine Bowl 1000
- Preseason DCTF All-Texas College first team
- Preseason Phil Steele All-America fourth team
- Preseason Phil Steele All-Big 12 first team
- Preseason Athlon All-Big 12 first team

WILL JADOS, #76, OL, SENIOR

- Shrine Bowl 1000

QUINTEN JOYNER, #0, RB, SOPHOMORE

- Doak Walker Award Watch List
- Shrine Bowl 1000
- Preseason Phil Steele All-Big 12 third team
- Preseason Athlon All-Big 12 third team

JOHNCARLOS MILLER II, #9, TE, SENIOR

- Shrine Bowl 1000

BEHREN MORTON, #2, QB, SENIOR

- Earl Campbell Tyler Rose Award Watch List
- Panini Senior Bowl Top 300
- Johnny Unitas Golden Arm Award Watch List
- Manning Award Watch List
- Davey O'Brien Watch List
- Wuerffel Trophy Watch List
- Maxwell Award Watch List
- Shrine Bowl 1000
- Allstate AFCA Good Works Team Nominee

BRICE POLLOCK, #14, DB, JUNIOR

- Shrine Bowl 1000
- Preseason Phil Steele All-Big 12 second team
- Preseason Athlon All-Big 12 second team

BEN ROBERTS, #13, LB, JUNIOR

- Shrine Bowl 1000

JACOB RODRIGUEZ, #10, LB, SENIOR

- Big 12 Preseason Defensive Player of the Year
- Preseason All-Big 12 Football Team
- Lombardi Award Watch List
- Bednarik Award Watch List
- Butkus Award Watch List
- Bronko Nagurski Trophy Watch List
- Shrine Bowl 1000
- Preseason DCTF All-Texas College first team
- Preseason Phil Steele All-America second team
- Preseason Phil Steele All-Big 12 first team
- Preseason Athlon All-America fourth team
- Preseason Athlon All-Big 12 first team

HOWARD SAMPSON, #79, OL, JUNIOR

- Bruce Feldman's College Football Freaks List (No. 80)
- Shrine Bowl 1000
- Preseason DCTF All-Texas College first team
- Preseason Phil Steele All-Big 12 first team
- Preseason Athlon All-Big 12 second team

REGGIE VIRGIL, #1, WR, SENIOR

- Panini Senior Bowl Top 300
- Biletnikoff Award Watch List
- Shrine Bowl 1000
- Preseason Phil Steele All-Big 12 third team
- Preseason Athlon All-Big 12 third team

J'KOBY WILLIAMS, #20, RB, SOPHOMORE

- Preseason Phil Steele All-Big 12 fourth team
- Preseason Athlon All-Big 12 third team

SHERIDAN WILSON, #76, OL, JUNIOR

- Rlmington Trophy Watch List
- Shrine Bowl 1000

COLE WISNIEWSKI, #5, DB, SENIOR

- Comeback Player of the Year Award Watch List
- Shrine Bowl 1000
- Preseason DCTF All-Texas College second team
- Preseason Phil Steele All-Big 12 second team
- Preseason Athlon All-Big 12 second team

HUNTER ZAMBRANO, #57, OL, SENIOR

- Shrine Bowl 1000
- Preseason DCTF All-Texas College second team



TEXAS TECH WEEK ONE DEPTH CHART

OFFENSE

QB	2	Behren Morton	6-2	210	Sr.-3L
	15	Will Hammond	6-2	210	Fr.-RS
	12	Mitch Griffis	6-0	195	Sr.-TR

RB	8	Cameron Dickey	5-10	215	So.-1L
	-or- 20	J'Koby Williams	5-10	185	So.-1L
	23	Adam Hill	6-1	230	Fr.-RS

TE	9	Johncarlos Miller II	6-5	240	Sr.-1L
	-or- 7	Terrance Carter Jr.	6-2	245	Jr.-TR
	89	Jason Llewellyn	6-5	255	Jr.-1L

X	1	Reggie Virgil	6-3	190	Sr.-TR
	14	Micah Hudson	6-0	200	So.-1L
	17	Leyton Stone	6-3	200	Fr.-HS
	11	Tyson Turner	6-2	215	Fr.-RS

SLOT	3	Coy Eakin	6-2	210	Jr.-2L
	18	Roy Alexander	5-11	200	Sr.-TR
	-or- 6	Kelby Valsin	6-1	195	So.-1L
	13	Price Morgan	5-11	190	Jr.-RS

Z	5	Caleb Douglas	6-4	205	Sr.-1L
	4	T.J. West	6-1	195	So.-SQ
	85	Bryson Jones	6-3	190	Fr.-HS

LT	79	Howard Sampson	6-8	340	Jr.-TR
	65	D'Anthis Upshaw Jr.	6-5	305	Fr.-RS

LG	76	Will Jados	6-7	305	Sr.-TR
	71	Vinny Sciury	6-4	295	Sr.-RS

C	72	Sheridan Wilson	6-5	300	Jr.-1L
	56	Davion Carter	6-0	295	Sr.-1L
	50	Patrick McMath	6-4	285	Fr.-HS

RG	56	Davion Carter	6-0	295	Sr.-1L
	74	Daniel Sill	6-5	310	So.-SQ
	61	Connor Carty	6-4	290	Fr.-HS

RT	70	Jacob Ponton	6-8	305	Fr.-RS
	57	Hunter Zambrano	6-5	310	Sr.-TR

SPECIAL TEAMS

P	41	Jack Burgess	6-3	210	Sr.-1L
	37	Ian Hershey	5-11	190	Jr.-TR

K	27	Upton Bellenfant	6-1	190	Jr.-TR
	-or- 48	Stone Harrington	6-3	200	Jr.-1L
	37	Ian Hershey	5-11	190	Jr.-TR

LS	47	Rylan Vagana	6-0	215	Fr.-RS
	89	Jason Llewellyn	6-5	255	Jr.-1L
	19	Haydon Wiginton	5-11	190	Sr.-1L

KO	48	Stone Harrington	6-3	200	Jr.-1L
----	----	------------------	-----	-----	--------

H	41	Jack Burgess	6-3	210	Sr.-1L
	2	Behren Morton	6-2	210	Sr.-3L
	19	Haydon Wiginton	5-11	190	Sr.-1L

DEFENSE

END	31	David Bailey	6-3	250	Sr.-TR
	11	Charles Esters III	6-3	270	Sr.-2L
	94	Braylon Rigsby	6-2	275	So.-1L

NG	2	Lee Hunter	6-4	330	Sr.-TR
	51	Jayden Cofield	6-2	330	So.-1L
	8	E'Maurion Banks	6-5	300	Sr.-2L

DT	0	Skyler Gill-Howard	6-1	290	Sr.-TR
	33	A.J. Holmes Jr.	6-3	300	Jr.-TR
	8	E'Maurion Banks	6-5	300	Sr.-2L

DOG	9	Romello Height	6-3	240	Sr.-TR
	18	Terrell Tilmon	6-5	240	Sr.-2L
	32	Cheta Ofili	6-4	240	Fr.-RS

MIKE	13	Ben Roberts	6-3	240	Jr.-2L
	3	Bryce Ramirez	6-2	235	Sr.-3L
	45	Brock Golwas	6-1	235	Fr.-HS

WILL	10	Jacob Rodriguez	6-1	235	Sr.-2L
	6	John Curry	6-2	235	So.-1L
	40	Wesley Smith	5-10	220	Jr.-2L
	34	Trent Low	6-1	220	Sr.-2L

STAR	6	John Curry	6-2	235	So.-1L
	1	A.J. McCarty	6-0	195	Sr.-1L
	-or- 21	Miquel Dingle Jr.	6-2	225	So.-1L

CB	14	Brice Pollock	6-0	195	Jr.-TR
	20	Dontae Balfour	6-1	185	Sr.-TR
	23	Tarrion Grant	6-2	190	So.-TR

SS	7	Brenden Jordan	6-0	205	Jr.-2L
	15	Oliver Miles III	6-2	190	Fr.-RS
	17	Peyton Morgan	6-0	180	Fr.-RS

FS	5	Cole Wisniewski	6-4	220	Sr.-TR
	24	Malik Esquerra	6-3	205	Fr.-RS
	39	Luke Dillingham	6-1	205	Sr.-SQ

CB	27	Amier Boyd	6-2	190	Jr.-TR
	-or- 4	Maurion Horn	5-11	190	Jr.-2L
	16	Ashton Hampton	6-0	170	Fr.-RS

KR	14	Micah Hudson	6-0	200	So.-1L
	20	J'Koby Williams	5-10	185	So.-1L
	21	Tristian Gentry	6-0	180	Fr.-HS

PR	18	Roy Alexander	5-11	200	Sr.-TR
	20	J'Koby Williams	5-10	185	So.-1L
	21	Tristian Gentry	6-0	180	Fr.-HS
	13	Price Morgan	5-11	190	Jr.-RS

WEEKLY AVAILABILITY REPORT

Beginning with the 2025-26 season, the Big 12 Conference will publicly provide player availability reports for all Conference games in football, men's basketball, and women's basketball. Approved by all member institutions, the policy will include updates in the days leading up to each game, as well as a final report 90 minutes prior to kickoff.

Big 12 football programs will be required to submit daily reports beginning three days before each game. All reports will be housed exclusively at Big12Sports.com. For football, student-athletes must be designated as available, probable, questionable, doubtful, or out.

Texas Tech will continue to provide a weekly availability report during its non-conference slate with an update on Wednesday evening (similar to the Big 12 policy) and then 90 minutes to kickoff on Saturday. Once the Red Raiders reach Big 12 play, Texas Tech will begin providing updates according to the conference's reporting schedule.

OUT FOR THE SEASON

Name	Class	Pos.
--		

OUT FOR ARKANSAS-PINE BLUFF

Name	Class	Pos.
--		

DOUBTFUL FOR ARKANSAS-PINE BLUFF

Name	Class	Pos.
--		

QUESTIONABLE FOR ARKANSAS-PINE BLUFF

Name	Class	Pos.
--		

PROBABLE FOR ARKANSAS-PINE BLUFF

Name	Class	Pos.
--		

OFFENSIVE DEPTH CHART: NOTES

LEFT TACKLE		LEFT GUARD		CENTER		RIGHT GUARD		RIGHT TACKLE	
79 HOWARD SAMPSON Jr.   6-8   340		76 WILL JADOS Sr.   6-7   305		72 SHERIDAN WILSON Jr.   6-5   300		56 DAVION CARTER S-Sr.   6-0   295		70 JACOB PONTON R-Fr.   6-8   305	
<ul style="list-style-type: none"><li>A transfer from North Carolina dubbed by ESPN as the No. 2-ranked OT in the transfer portal, where he played one season, starting all 12 games at left tackle. Sampson's favorite movie of all time is Ratatouille because, as he says, "that lil rat has some power." Soccer is his second-favorite sport.</li></ul>		<ul style="list-style-type: none"><li>Arrives to Lubbock via Miami (Ohio) where he was the starter at left tackle the past three seasons. During that time, Jados only allowed nine sacks in 1,124 pass-blocking opportunities. His high school, Westerville Central, celebrated its first graduating class in 2006.</li></ul>		<ul style="list-style-type: none"><li>His father, Jon Wilson, was a four-year starter (DL) for Auburn from 1988-91 under Hall of Fame Coach and AD, Pat Dye, who Auburn named its field after in 2005. "Sheri" as he's referred to by his teammates, started all 13 games last season at center.</li></ul>		<ul style="list-style-type: none"><li>Started 12 of 13 games at right guard last season in his first season with Tech. This offseason, Carter bench pressed 425 lbs and squatted 655 lbs. According to PFF, he was Tech's second-highest graded o-lineman. From Pearl, Miss.; a member of Pearl's 2017 6A state championship team.</li></ul>		<ul style="list-style-type: none"><li>Made his first career start in the 2024 Liberty Bowl and became the first TTU true freshman offensive lineman to make a start since Caleb Rogers (2020). Was considered a 4-star prospect by On3 and listed as the nation's No. 15 OT prospect. Owned the weight room this offseason, going from 280 to 305.</li></ul>	
65 D'ANTHIS UPSHAW R-Fr.   6-5   305		71 VINNY SCIURY R-Sr.   6-4   295		56 DAVION CARTER S-Sr.   6-0   295		74 DANIEL SILL So.   6-5   310		57 HUNTER ZAMBRANO S-Sr.   6-5   310	
<ul style="list-style-type: none"><li>Did not see any playing time in 2024 as he was primarily a member of the scout team. Attended Irving HS in the DFW metroplex, where he starred on both the offensive and defensive lines.</li></ul>		<ul style="list-style-type: none"><li>Appeared in only two games in first year at Tech in 2024, both starts, before suffering a season-ending injury at Washington State (9/7). Was Texas Tech's starter at left guard up until that point. Had not previously used a redshirt.</li></ul>		<ul style="list-style-type: none"><li>Started 12 of 13 games at right guard last season in his first season with Tech. This offseason, Carter bench pressed 425 lbs and squatted 655 lbs. According to PFF, he was Tech's second-highest graded o-lineman. From Pearl, Miss.; a member of Pearl's 2017 6A state championship team.</li></ul>		<ul style="list-style-type: none"><li>Made his collegiate debut in the 2024 season-opener versus Abilene Christian. Attended high school at A&amp;M Consolidated and was listed No. 58 among OTs in the country by ESPN. He chose Texas Tech over Baylor, Rice, Stanford, Utah, and Washington State.</li></ul>		<ul style="list-style-type: none"><li>Started his career in 2020 at Illinois State (FCS), playing in 30 games with 26 starts before redshirting in 2024. Born and raised in Fort Lauderdale, Fla., Zambrano is an avid fisherman and says he's one of the best ping pong players on the team.</li></ul>	
WIDE RECEIVER (Slot)		WIDE RECEIVER (Y)		WIDE RECEIVER (Z)		TIGHT END			
3 COY EAKIN Jr.   6-2   210		1 REGGIE VIRGIL Sr.   6-3   190		5 CALEB DOUGLAS Sr.   6-4   205		9 JOHNCARLOS MILLER II Sr.   6-5   240			
<ul style="list-style-type: none"><li>Played in all 13 games, making 12 starts in 2024, ranking third on the team after catching 49 passes for 652 yards and a team-leading 7 TDs. Switched to the No. 3 jersey this season, which is reserved for the player who best represents the standards of "The Brand" on both sides of the ball.</li></ul>		<ul style="list-style-type: none"><li>A transfer from Miami (Ohio), Virgil is a true fourth-year senior having played in 36 games the past three seasons. Coming off a breakout year with the Redhawks, where he caught 41 passes for 816 yards and 9 TDs. Considers himself one of the best bowlers on the team.</li></ul>		<ul style="list-style-type: none"><li>Coming off a breakout year in his first season with Texas Tech. Finished as Tech's second-leading receiver after catching 60 passes for 877 yards and 6 TDs - easily the highest single-season numbers of his career. His father, Cedric, played quarterback at both Vanderbilt and Texas Southern.</li></ul>		<ul style="list-style-type: none"><li>Returns to Tech for his 2nd season after catching 10 passes for 122 yards and three touchdowns (1 of 5 Red Raiders with three or more TDs).</li></ul>			
18 ROY ALEXANDER Sr.   5-11   200		14 MICAH HUDSON So.   6-0   200		4 T.J. WEST So.   6-1   195		7 TERRANCE CARTER JR. Jr.   6-2   245			
<ul style="list-style-type: none"><li>Spent only the 2024 season at Incarnate Word after playing at Albany over the course of the 2021-23 seasons. Among the best receivers at the FCS level after catching 100 passes for 1,108 yards and 13 TDs. His 100 catches set the UIW single-season record by 13.</li></ul>		<ul style="list-style-type: none"><li>Appeared in eight games with one start (Washington State) as he battled injuries throughout the season. Caught 8 passes for 123 yards overall with a reception in five different games.</li></ul>		<ul style="list-style-type: none"><li>Primarily a scout team member that saw action in two games last season against UNT (9/14) and the AutoZone Liberty Bowl (12/27). Houston native and attended Humble HS. Closed his senior season with 41 receptions for 685 yards and 8 TDs.</li></ul>		<ul style="list-style-type: none"><li>Coming off a 2024 season in which he earned All-Sun Belt first team honors with Louisiana, where he played his first three seasons. A receiver trapped in a tight end's body, "TC" as his teammates call him, enjoys trail riding when he's not playing football. Owned the 5th-best receiving grade (89.2) among all FBS TEs in 2024 (PFF).</li></ul>			
QUARTERBACK				RUNNING BACK					
2 BEHREN MORTON Sr.   6-2   210				8 CAMERON DICKEY So.   5-10   215					
<ul style="list-style-type: none"><li>Enters his final season as a Red Raider already ranked sixth in the Texas Tech record book for career completions (574), seventh for career touchdown passes (49), ninth for career pass attempts (931), and 10th for career passing yards (6,209). Will have the opportunity this season to become the fourth Red Raider in program history to throw for 10,000 career passing yards, joining a prestigious list that includes Graham Harrell (15,793), Kliff Kingsbury (12,429), and Patrick Mahomes II (11,252). The Red Raiders boast a 14-4 record since the start of the 2023 season in games Morton starts and finishes, which includes a 9-3 mark at home. Became the first Red Raider quarterback to start all 12 regular-season games last season since Mahomes II's final year in 2016. Completed 63.3 percent of his passes on the season (295-of-466), throwing for 3,335 passing yards and 27 touchdowns to only 8 interceptions. He owns six donkies on his farm back home named Blondie, Joseph, Lefty, Mark, Mary, and Pancho.</li></ul>				<ul style="list-style-type: none"><li>"Cam" was one of three Texas Tech true freshmen in 2024 to not redshirt and play more than the maximum four games to retain one. Appeared in 12 of 13 games, splitting backup duties behind Tahj Brooks for most of the season with fellow true freshman running back J'Koby Williams. Touted as one of the most prolific athletes in Austin ISD history, out of Crockett High School. Played both ways throughout a four-year varsity career, while also serving as punter. On offense, he primarily played quarterback, combining for 2,963 passing yards and 33 touchdowns, while also rushing for 4,065 yards and 61 touchdowns over his four seasons. Helped lead his high school to its first playoff win in 26 years during his senior season. Another Red Raider who excelled in track and field, a member of the basketball and baseball programs as well, earning first team all-district honors as an outfielder for the sophomore and junior seasons, and helped the basketball program to back-to-back district titles. Ranked as a 4-star prospect by On3 and a 3-star recruit by both 247Sports and Rivals.</li></ul>					
15 WILL HAMMOND R-Fr.   6-2   210				20 J'KOBY WILLIAMS So.   5-10   185					
<ul style="list-style-type: none"><li>Made his first career start at the 2024 Liberty Bowl with high-leverage experience being thrust into the Red Raiders' Oct. 26 contest at TCU, playing the entirety of the second half due to an injury suffered by Behren Morton late in the second quarter. Also saw time in two other games last season that Texas Tech won by large margins (UNT/WVU). Was a consensus four-star prospect by the likes of Rivals, 247Sports, ESPN, and On3 - ranked as high as No. 13 nationally among quarterbacks by both Rivals and On3, as well as 14th by 247Sports and 15th by ESPN. Named one of 10 finalists for the Mr. Texas Football High School Player of the Year Award presented by Dave Campbell's Texas Football. Was the state's leading passer as a senior after completing 61.3 percent of his passes for 3,901 yards and 35 touchdowns, while rushing for an additional 1,077 yards and 19 touchdowns.</li></ul>				<ul style="list-style-type: none"><li>Joined his counterpart Cameron Dickey as one of three true freshmen to not redshirt as he appeared in 10 games, making one start, which came in the Autzone Liberty Bowl. In that bowl game, Williams gained 123 yards on 15 carries, including one touchdown (54-yard run) and added four catches for 32 yards. Williams was recognized as the Offensive Player of the Game (visiting team) for the AutoZone Liberty Bowl. Despite coming from a 2A high school, Williams was tabbed a four-star prospect by On3, ranking 27th nationally among running backs and at No. 55 among prospects from the state of Texas. Chose Texas Tech over the likes of Baylor, Houston, LSU, Michigan, SMU, TCU, Texas, and UCF, and others.</li></ul>					





## DEFENSIVE DEPTH CHART: NOTES

## TACKLE

**0 SKYLER GILL-HOWARD**  
Sr. | 6-1 | 290

• Started his career at D-II Upper Iowa in 2021 before transferring to NIU (FCS) the following season. A stellar junior season saw him post 76 tackles (41 solo), including 11.5 TFLs and 5.5 sacks. Gil-Howard is 1 of 2 players on the team from Wisconsin. Owns a hairless sphynx cat named "Loco."

**33 A.J. HOLMES JR.**  
Jr. | 6-3 | 300

• Arrives to Lubbock with some familiarity on defense after playing under new defensive coordinator Shiel Wood in 2024, where he started all 12 games at DT. Coming off a single-season career highs in tackles (40) and TFLs (8.5). The "A" in A.J. stands for Anthony.

## NOSE

**2 LEE HUNTER**  
Sr. | 6-4 | 330

• Began his career at Auburn (2021) before going to UCF when Guz Malzahn accepted the Knights' job. Rated by ESPN as the No. 2-ranked DT in the transfer portal and named the top returning interior defensive lineman in the Big 12 by PFF. Nickname is "The Fridge" and enjoys trash talking/trolling.

**51 JAYDEN COFIELD**  
So. | 6-2 | 330

• Appeared in all 13 games in 2024, recording two starts - at Washington State (9/7) and the Liberty Bowl (12/27). Enters this season having put on an extra 20 lbs during the offseason.

## END

**31 DAVID BAILEY**  
Sr. | 6-3 | 250

• Among the most disruptive edge players in college football with 22.5 tackles for loss and 14.5 sacks during his three seasons at Stanford. Ranked as the highest-rated returning edge player by PFF with a 90.9 grade last season. Does not wear gloves because he wants to feel as tight as possible when playing.

**11 CHARLES ESTERS III**  
Sr. | 6-3 | 270

• After missing the first four games last year, Esters III became a regular starter at OLB, playing in all nine games the rest of the way. Capped off the year recording 18 tackles (five solo), including 2 TFLs and half a sack. He goes by the nickname "Chuck."

## DOG

**9 ROMELLO HEIGHT**  
Sr. | 6-3 | 240

• Appeared in all 12 games in his only season with Georgia Tech last season - Auburn (2020-21), USC (2022-23). Ranked as the No. 2 OLB in the transfer portal by ESPN. Height, who is from Dublin, Ga., opened his season in 2024 playing in Dublin, Ireland as GT defeated Florida State, 24-21.

**18 TERRELL TILMON**  
Sr. | 6-5 | 240

• Ended the 2024 season at the AutoZone Liberty Bowl with his first career start in his 39th career game. Emerged late in 2024 as a top pass rusher. Entering third season at Tech after first two years at Oregon.

## WILL

**10 JACOB RODRIGUEZ**  
Sr. | 6-1 | 235

• Tabbed the 2025 Big 12 Preseason Defensive Player of the Year. Rodriguez was 1 of 7 players on the team to start all 13 games last year, leading the team with 127 tackles (77 solo), 10.5 TFLs, and 5 sacks. Preseason Lombardi, Bednarik, Butkus, and Bronko Nagurski watch list honoree entering 2025.

**6 JOHN CURRY**  
So. | 6-2 | 235

• Born in Lubbock to Red Raider parents Ryan and Jolee Luce. Ryan was on the football and track teams (1999-01) while his mother was a standout WBB player under Marsha Sharp (2000-04). Started his career at 195 lbs, then moved up to 225 lbs in his second season, and enters his 3rd year at 235 lbs.

## MIKE

**13 BEN ROBERTS**  
Jr. | 6-3 | 240

• Followed up his freshman All-American season by starting all 13 games in 2024, being 1 of 5 players on defense to do so. Ranked 2nd behind Jacob Rodriguez in tackles with 83 (38 solo), including 4.5 TFLs.

**3 BRYCE RAMIREZ**  
S-Sr. | 6-2 | 235

• 2025 marks the second-straight season Ramirez is a team captain. Limited to only seven games in 2024 after missing the final six contests due to a complication from his previous 2022 injury. He totaled 17 tackles (12 solo) to go along with one interception.

## STAR

**6 JOHN CURRY**  
So. | 6-2 | 235

**21 MIQUEL DINGLE JR.**  
So. | 6-2 | 225

• Appeared in all 13 games, primarily in coverage on passing downs as well as on special teams. in 2024. A state champion hurdler from Charleston, S.C. Arrived at Tech in Jan. '23 at 17-years-old; one month later was an All-Big 12 indoor hurdler; helped lead TTU to back-to-back Indoor Big 12 titles ('23-'24).

**1 A.J. MCCARTY**  
Sr. | 6-0 | 195

• Appeared in all 13 games, making 11 starts in 2024. Recorded 32 tackles on the season (20 solo), including 6.5 TFLs and a shared sack. He ranked second on the team in tackles for loss, trailing only linebacker Jacob Rodriguez (10.5). The "A" in A.J. stands for Adonis.

## CORNERBACK

**27 AMIER BOYD**  
Jr. | 6-2 | 190

• Spent the first three seasons of his career at UTEP (2022-24), seeing action in 20 games with five career starts. Four of those came in 2024, where he played in nine games with 16 tackles, 1 TFL, 2 INTs, 3 pass breakups, 1 FF, and 1 FR. Favorite childhood memory is going to Disney World with his grandpa.

**4 MAURION HORN**  
Jr. | 5-11 | 190

• Was 1 of 2 defensive backs last season to start in all 13 games and 1 of 7 on both sides of the ball to do so. Finished fourth on the team with 56 total tackles (31 solo), including 3 TFLs. A consensus 4-star recruit by 247Sports, Rivals and ESPN, Texas Tech was his first offer.

## STRONG SAFETY

**7 BRENDEN JORDAN**  
Jr. | 6-0 | 205

• Appeared in all 13 games in 2024, making two starts - at Iowa State and the Autozone Liberty Bowl. Ranked sixth on the team with 36 tackles (18 solo) to go along with three pass breakups in the secondary.

**15 OLIVER MILES III**  
R-Fr. | 6-2 | 190

• Utilized his redshirt in 2024, closing out the season by making an appearance in the AutoZone Liberty Bowl. Four-sport athlete at El Campo, starring in baseball, basketball, and track and field. His 2023 triple jump of 50'-10" would've scored 5th at Big 12s that year and 6th this year.

## FREE SAFETY

**5 COLE WISNIEWSKI**  
Sr. | 6-4 | 220

• Arrived at Texas Tech following five years at FCS powerhouse North Dakota State with two national championships during that span (2021, 2024). Missed the entire '24 season with a foot injury he suffered during summer workouts. Lettered on the high school cheer team one year for being the mascot.

**24 MALIK ESQUERRA**  
R-Fr. | 6-3 | 205

• Utilized his redshirt in 2024 before appearing in the final two games of the season against West Virginia (11/30) and the AutoZone Liberty Bowl. Towards the final month of the year, Esquerra made himself onto the two-deep, listed as C.J. Baskerville's backup.

## CORNERBACK

**14 BRICE POLLACK**  
Jr. | 6-0 | 195

• Began his collegiate career at Mississippi State (2023-24), where he appeared in 11 games (3 starts) as a true freshman before starting all 12 games at corner last season. Previously was recruited by and played for Texas Tech cornerbacks coach Darcel McBath. Says that his favorite movie of all time is Cars 3.

**20 DONTAE BALFOUR**  
Sr. | 6-1 | 185

• Spent his first two seasons (2021-22) of collegiate career at North Carolina and the next two at Charlotte (2023-24). Started at cornerback in all 12 games in 2024, serving as a game captain in six of those. Grew up in Starke, Fla., which is about 45 minutes SW of Jacksonville. His favorite cornerback growing up was Jalen Ramsey.

NUMERICAL ROSTER

NO	PLAYER	POS	HT	WT	YR-EX	HOMETOWN (HIGH SCHOOL)
0	Skyler Gill-Howard	DL	6-1	290	Sr-TR	Milwaukee, Wis. (Greenfield)
0	Quinten Joyner	RB	5-11	215	So-TR	Austin, Texas (Manor)
1	A.J. McCarty	S	6-0	195	Sr-1L	Brownwood, Texas (Brownwood)
1	Reggie Virgil	WR	6-3	190	Sr-TR	Apopka, Fla. (Mount Dora Christian Academy)
2	Lee Hunter	DL	6-4	330	Sr-TR	Mobile, Ala. (Blount)
2	Behren Morton	QB	6-2	210	Sr-3L	Eastland, Texas (Eastland)
3	Coy Eakin	WR	6-2	210	Jr-2L	Stephenville, Texas (Stephenville)
3	Bryce Ramirez*	LB	6-2	235	Sr-3L	Missouri City, Texas (George Ranch)
4	Maurion Horn	CB	5-11	190	Jr-2L	Broken Arrow, Okla. (Broken Arrow)
4	T.J. West	WR	6-1	195	So-SQ	Houston, Texas (Humble)
5	Caleb Douglas	WR	6-4	205	Sr-1L	Missouri City, Texas (Hightower)
5	Cole Wisniewski	S	6-4	220	Sr-TR	Sparta, Wis. (Sparta)
6	John Curry	LB	6-2	235	So-1L	Lubbock, Texas (Coronado)
6	Kelby Valsin	WR	6-1	195	So-1L	Arlington, Texas (Bowie)
7	Terrance Carter Jr.	TE	6-2	245	Jr-TR	Killeen, Texas (Harker Heights)
7	Brenden Jordan	S	6-0	205	Jr-2L	Mansfield, Texas (Mansfield)
8	E'Maurion Banks	DL	6-5	300	Sr-2L	Wichita Falls, Texas (Rider)
8	Cameron Dickey	RB	5-10	215	So-1L	Austin, Texas (Crockett)
9	Romello Height	OLB	6-3	240	Sr-TR	Dublin, Ga. (Dublin)
9	Johncarlos Miller II	TE	6-5	240	Sr-1L	Greensboro, N.C. (Dudley)
10	Lloyd Jones III	QB	6-4	215	Fr-HS	Hitchcock, Texas (Hitchcock)
10	Jacob Rodriguez	LB	6-1	235	Sr-2L	Wichita Falls, Texas (Rider)
11	Charles Esters III	OLB	6-3	270	Sr-2L	Cedar Hill, Texas (Cedar Hill)
11	Tyson Turner	WR	6-2	215	Fr-RS	Bryan, Texas (Bryan)
12	Mitch Griffis	QB	6-0	195	Sr-TR	Ashburn, Va. (Broad Run)
12	Macho Stevenson	CB	6-1	190	So-1L	Shreveport, La. (Captain Shreve)
13	Price Morgan	WR	5-11	190	Jr-RS	Round Rock, Texas (Pflugerville Weiss)
13	Ben Roberts	LB	6-3	240	Jr-2L	Haslet, Texas (Eaton)
14	Micah Hudson	WR	6-0	200	So-1L	Temple, Texas (Lake Belton)
14	Brice Pollock	CB	6-0	195	Jr-TR	Snellville, Ga. (Shiloh)
15	Will Hammond	QB	6-2	210	Fr-RS	Austin, Texas (Hutto)
15	Oliver Miles III	S	6-2	190	Fr-RS	El Campo, Texas (El Campo)
16	Ashton Hampton	CB	6-0	170	Fr-RS	Pearland, Texas (Pearland)
16	Holden Phillips	QB	6-1	210	Fr-HS	Lubbock, Texas (Frenship)
17	Peyton Morgan	S	6-0	180	Fr-RS	Round Rock, Texas (Pflugerville Weiss)
17	Leyton Stone	WR	6-3	200	Fr-HS	Lubbock, Texas (Frenship)
18	Roy Alexander	WR	5-11	200	Sr-TR	Fort Myers, Fla. (Riverdale)
18	Terrell Tilmon	OLB	6-5	240	Sr-2L	Arlington, Texas (Mansfield Timberview)
19	Quintaelyn Joyner	S	6-0	200	Fr-HS	Austin, Texas (Bastrop)
19	Haydon Wiginton	WR	5-11	190	Sr-1L	Midlothian, Texas (Heritage)
20	Dontae Balfour	CB	6-1	185	Sr-TR	Starke, Fla. (Bradford)
20	J'Koby Williams	RB	5-10	185	So-1L	Beckville, Texas (Beckville)
21	Miquel Dingle Jr.	S	6-2	225	So-1L	Charleston, S.C. (Byrnes)
21	Tristian Gentry	WR	6-0	180	Fr-HS	Stephenville, Texas (Stephenville)
22	Marcus Ramon-Edwards	S	6-3	225	So-SQ	Lubbock, Texas (Trinity)
23	Tarrion Grant	CB	6-2	190	So-TR	Sumter, S.C. (Siegel)
23	Adam Hill	RB	6-1	230	Fr-RS	Albany, Texas (Albany)
24	Malik Esquerra	S	6-3	205	Fr-RS	Killeen, Texas (Shoemaker)
25	Chapman Lewis	S	6-1	185	Jr-2L	Burleson, Texas (Burleson Centennial)
26	Deante Lindsay	CB	6-1	185	Fr-HS	Ada, Okla. (Ada)
27	Upton Bellenfant	K	6-1	190	Jr-TR	Murfreesboro, Tenn. (Stewarts Creek)
27	Amier Boyd	CB	6-2	190	Jr-TR	Phoenix, Ariz. (Mountain Pointe)
28	Braylan McDonald	S	6-0	195	Fr-HS	Terrell, Texas (Lancaster)
29	Chief Collins	S	6-0	200	Sr-2L	Lucas, Texas (Lovejoy)
30	Mikal Harrison-Pilot	S	6-0	215	So-SQ	Temple, Texas (Temple)
31	David Bailey	OLB	6-3	250	Sr-TR	Irvine, Calif. (Mater Dei)
32	Cheta Ofili	OLB	6-4	240	Fr-RS	Rowlett, Texas (Sachse)
33	A.J. Holmes Jr.	DL	6-3	300	Jr-TR	Houston, Texas (Westfield)
34	Trent Low*	LB	6-1	220	Sr-2L	Midland, Texas (Midland Lee)
35	Gage Elder	LB	5-11	220	Sr-1L	Rockwall, Texas (Rockwall)
35	Michael Henderson III	S	5-9	175	Fr-HS	Dallas, Texas (Wylie East)
36	Justin Horne	LB	6-0	225	So-1L	New Orleans, La. (John Curtis Christian)

NUMERICAL ROSTER

NO	PLAYER	POS	HT	WT	YR-EX	HOMETOWN (HIGH SCHOOL)
37	Ian Hershey	P/K	5-11	190	Jr-TR	Pocatello, Idaho (Highland)
39	Luke Dillingham	S	6-1	205	Sr-SQ	Brock, Texas (Brock)
40	Wesley Smith	LB	5-10	220	Jr-2L	Midland, Texas (Legacy)
41	Jack Burgess	P	6-3	210	Sr-1L	Bacchus Marsh, Victoria, Australia (St. Patrick's College)
43	Chris Lemons	LB	6-2	220	So-SQ	Prosper, Texas (Prosper)
45	Brock Golwas	LB	6-1	235	Fr-HS	Flower Mound, Texas (Marcus)
47	Rylan Vagana	LS	6-0	215	Fr-RS	Huntington Beach, Calif. (Mater Dei)
48	Stone Harrington	K	6-3	200	Jr-1L	Colleyville, Texas (Colleyville Heritage)
50	Patrick McMath	OL	6-4	285	Fr-HS	Katy, Texas (Katy)
50	Eddy Smith	OLB	6-6	275	Fr-RS	Pearland, Texas (Pearland Dawson)
51	Jayden Cofield	DL	6-2	330	So-1L	Austin, Texas (Manor)
52	Cash Cleveland	OL	6-2	305	So-TR	Rockwall, Texas (IMG Academy)
53	Holton Hendrix	OL	6-4	295	Fr-RS	Lubbock, Texas (Lubbock Cooper)
56	Davion Carter*	OL	6-0	295	Sr-1L	Pearl, Miss. (Pearl)
57	Hunter Zambrano	OL	6-5	310	Sr-TR	Weston, Fla. (University)
58	Tanner Allen	DL	6-3	280	Jr-SQ	Bryan, Texas (Bryan)
61	Connor Carty	OL	6-4	290	Fr-HS	Prosper, Texas (Prosper)
64	Jurrien Loftin	OL	6-5	300	Jr-SQ	Aledo, Texas (Aledo)
65	D'Anthis Upshaw Jr.	OL	6-5	305	Fr-RS	Irving, Texas (Irving)
66	Jackson Hildebrand	OL	6-2	295	Fr-RS	San Antonio, Texas (Alamo Heights)
68	Ren Brown	OL	6-4	305	Fr-HS	Stanton, Neb. (Stanton)
70	Jacob Ponton	OL	6-8	305	Fr-RS	Dripping Springs, Texas (Dripping Springs)
71	Vinny Sciuery*	OL	6-4	295	Sr-RS	Massillon, Ohio (Perry)
72	Sheridan Wilson	OL	6-5	300	Jr-1L	Argyle, Texas (Argyle)
73	Danilo Guberinich	OL	6-5	285	Fr-HS	Ann Arbor, Mich. (Detroit Catholic Central)
74	Daniel Sill	OL	6-5	310	So-SQ	College Station, Texas (A&M Consolidated)
75	Garin Maley	OL	6-5	275	Fr-HS	La Vista, Neb. (Papillion-La Vista)
76	Will Jados	OL	6-7	305	Sr-TR	Westerville, Ohio (Westerville Central)
77	Elias Gillen	OL	6-6	300	Fr-HS	Rapid City, S.D. (Stevens)
78	Ellis Davis	OL	6-7	300	Fr-RS	Prosper, Texas (Prosper)
79	Howard Sampson	OL	6-8	340	Jr-TR	Houston, Texas (Humble)
80	Kai Powell	WR	5-11	180	So-TR	Spring, Texas (Klein)
83	Jack Esparza	TE	6-4	245	Jr-SQ	Austin, Texas (St. Michael's Catholic)
84	Michael Dever	WR	6-1	195	Fr-HS	Lubbock, Texas (Lubbock Cooper)
85	Bryson Jones	WR	6-3	190	Fr-HS	Frisco, Texas (Lone Star)
85	Dylan Spencer	OLB	6-5	250	So-1L	Orange, Texas (C.E. King)
86	Sean Robinson	TE	6-5	215	Fr-HS	Greenbrae, Calif. (Cibola Steele)
87	Preztynn Harrison	WR	6-5	210	Fr-HS	Mineral Wells, Texas (Mineral Wells)
88	Trey Jackson	TE	6-5	240	Fr-RS	Dallas, Texas (South Oak Cliff)
88	Amier Washington	DL	6-2	270	So-1L	Orange, Texas (Little Cypress-Mauriceville)
89	Jason Llewellyn	TE	6-5	255	Jr-1L	Aledo, Texas (Aledo)
90	Ansel Nedore	OLB	6-3	270	So-1L	Round Rock, Texas (Round Rock)
92	Kasen Long	DL	6-5	270	Fr-RS	Shallowater, Texas (Shallowater)
93	Dylan Singleton	DL	6-5	290	Fr-HS	New Iberia, La. (Loreauville)
94	Braylon Rigsby	OLB	6-2	275	So-1L	Woodville, Texas (Woodville)
96	Keyshawn Williams	DL	6-3	325	Fr-RS	Houston, Texas (Dekaney)
97	Charles Anderson Jr.	OLB	6-6	280	Fr-RS	Houston, Texas (Pearland Dawson)

PHONETIC ROSTER visit the [TexasTech.com football roster page](#) for audio pronunciations powered by The Name Engine



•2 Behren Morton - <i>BARE-en</i>	•19 Haydon Wiginton - <i>HAY-dun, WIG-in-tun</i>	•56 Davion Carter - <i>DAY-vee-on</i>
•3 Coy Eakin - <i>AY-kin</i>	•19 Quintaelyn Joyner - <i>kwin-TAY-lin</i>	•64 Jurrien Lofton - <i>JER-ee-in</i>
•4 Maurion Horn - <i>MAR-ee-ahn</i>	•21 Miquel Dingle Jr. - <i>MY-kell, DING-gull</i>	•65 D'Anthis Upshaw Jr. - <i>dee-ANN-thiss</i>
•5 Cole Wisniewski - <i>wiss-NESS-kee</i>	•23 Tarrion Grant - <i>tuh-RON</i>	•70 Jacob Ponton - <i>PONT-in</i>
•6 Kelby Valsin - <i>VAL-sin</i>	•24 Malik Esquerra - <i>muh-LEEK, eh-SCARE-uh</i>	•71 Vinny Scuiry - <i>SKIR-ee</i>
•8 E'Maurion Banks - <i>ee-MAR-ee-on</i>	•30 Mikal Harrison-Pilot - <i>mih-KALE</i>	•73 Danilo Guberinich - <i>dan-EE-low, goo-ber-IN-itch</i>
•10 Jacob Rodriguez - <i>rod-REE-gez</i>	•32 Cheta Ofili - <i>CHEt-uh, oh-FEE-lee</i>	•76 Will Jados - <i>JAY-doce</i>
•11 Charles Esters III - <i>ESS-sters</i>	•36 Justin Horne - <i>HORN</i>	•83 Jack Esparza - <i>eh-SPAR-zuh</i>
•12 Mitch Griffis - <i>GRIFF-iss</i>	•41 Jack Burgess - <i>BER-jess</i>	•89 Jason Llewellyn - <i>loo-ELL-in</i>
•14 Brice Pollock - <i>PDE-lock</i>	•45 Brock Golwas - <i>GOLE-wahss</i>	•90 Ansel Nedore - <i>nuh-DORE-ee</i>
•18 Terrell Tilmon - <i>ter-ELL, TILL-min</i>	•47 Rylan Vagana - <i>RYE-len, vuh-GAH-nuh</i>	





ROSTER BREAKDOWN BY POSITION

QUARTERBACKS

2	Behren Morton	6-2	210	Sr-3L	Eastland, Texas (Eastland)
10	Lloyd Jones III	6-4	215	Fr-HS	Hitchcock, Texas (Hitchcock)
12	Mitch Griffis	6-0	195	Sr-TR	Ashburn, Va. (Broad Run)
15	Will Hammond	6-2	210	Fr-RS	Austin, Texas (Hutto)
16	Holden Phillips	6-1	210	Fr-HS	Lubbock, Texas (Frenship)

RUNNING BACKS

0	Quinten Joyner	5-11	215	So-TR	Austin, Texas (Manor)
8	Cameron Dickey	5-10	215	So-1L	Austin, Texas (Crockett)
20	J'Koby Williams	5-10	185	So-1L	Beckville, Texas (Beckville)
23	Adam Hill	6-1	230	Fr-RS	Albany, Texas (Albany)

TIGHT ENDS

7	Terrance Carter Jr.	6-2	245	Jr-TR	Killeen, Texas (Harker Heights)
9	Johncarlos Miller II	6-5	240	Sr-1L	Greensboro, N.C. (Dudley)
83	Jack Esparza	6-4	245	Jr-SQ	Austin, Texas (St. Michael's Catholic)
86	Sean Robinson	6-5	215	Fr-HS	Greenbrae, Calif. (Cibolo Steele)
88	Trey Jackson	6-5	240	Fr-RS	Dallas, Texas (South Oak Cliff)
89	Jason Llewellyn	6-5	255	Jr-1L	Aledo, Texas (Aledo)

WIDE RECEIVERS

1	Reggie Virgil	6-3	190	Sr-TR	Apopka, Fla. (Mount Dora Christian Academy)
3	Coy Eakin	6-2	210	Jr-2L	Stephenville, Texas (Stephenville)
4	TJ West	6-1	195	So-SQ	Houston, Texas (Humble)
5	Caleb Douglas	6-4	205	Sr-1L	Missouri City, Texas (Hightower)
6	Kelby Valsin	6-1	195	So-1L	Arlington, Texas (Bowie)
11	Tyson Turner	6-2	215	Fr-RS	Bryan, Texas (Bryan)
13	Price Morgan	5-11	190	Jr-RS	Round Rock, Texas (Pflugerville Weiss)
14	Micah Hudson	6-0	200	So-1L	Temple, Texas (Lake Belton)
17	Leyton Stone	6-3	200	Fr-HS	Lubbock, Texas (Frenship)
18	Roy Alexander	5-11	200	Sr-TR	Fort Myers, Fla. (Riverdale)
19	Haydon Wiginton	5-11	190	Sr-1L	Midlothian, Texas (Heritage)
21	Tristian Gentry	6-0	180	Fr-HS	Stephenville, Texas (Stephenville)
80	Kai Powell	5-11	180	So-TR	Spring, Texas (Klein)
84	Michael Dever	6-1	195	Fr-HS	Lubbock, Texas (Lubbock Cooper)
85	Bryson Jones	6-3	190	Fr-HS	Frisco, Texas (Lone Star)
87	Preztynn Harrison	6-5	210	Fr-HS	Mineral Wells, Texas (Mineral Wells)

OFFENSIVE LINE

50	Patrick McMath	6-4	285	Fr-HS	Katy, Texas (Katy)
52	Cash Cleveland	6-2	305	So-TR	Rockwall, Texas (IMG Academy)
53	Holton Hendrix	6-4	295	Fr-RS	Lubbock, Texas (Lubbock Cooper)
56	Davion Carter^	6-0	295	Sr-1L	Pearl, Miss. (Pearl)
57	Hunter Zambrano	6-5	310	Sr-TR	Weston, Fla. (University)
61	Connor Carty	6-4	290	Fr-HS	Prosper, Texas (Prosper)
64	Jurrien Loftin	6-5	300	Jr-SQ	Aledo, Texas (Aledo)
65	D'Anthis Upshaw Jr.	6-5	305	Fr-RS	Irving, Texas (Irving)
66	Jackson Hildebrand	6-2	295	Fr-RS	San Antonio, Texas (Alamo Heights)
68	Ren Brown	6-4	305	Fr-HS	Stanton, Neb. (Stanton)
70	Jacob Ponton	6-8	305	Fr-RS	Dripping Springs, Texas (Dripping Springs)
71	Vinny Sciury^	6-4	295	Sr-RS	Massillon, Ohio (Perry)
72	Sheridan Wilson	6-5	300	Jr-1L	Argyle, Texas (Argyle)
73	Danilo Guberinich	6-5	285	Fr-HS	Ann Arbor, Mich. (Detroit Catholic Central)
74	Daniel Sill	6-5	310	So-SQ	College Station, Texas (A&M Consolidated)
75	Garin Maley	6-5	275	Fr-HS	La Vista, Neb. (Papillion-La Vista)
76	Will Jados	6-7	305	Sr-TR	Westerville, Ohio (Westerville Central)
77	Elias Gillen	6-6	300	Fr-HS	Rapid City, S.D. (Stevens)
78	Ellis Davis	6-7	300	Fr-RS	Prosper, Texas (Prosper)
79	Howard Sampson	6-8	340	Jr-TR	Houston, Texas (Humble)

SPECIALISTS

27	Upton Bellenfant	6-1	190	Jr-TR	Murfreesboro, Tenn. (Stewarts Creek)
37	Ian Hershey	5-11	190	Jr-TR	Pocatello, Idaho (Highland)
41	Jack Burgess	6-3	210	Sr-1L	Bacchus Marsh, Victoria, Australia (St. Patrick's College)
47	Rylan Vagana	6-0	215	Fr-RS	Huntington Beach, Calif. (Mater Dei)
48	Stone Harrington	6-3	200	Jr-1L	Colleyville, Texas (Colleyville Heritage)

ALPHABETICAL

NAME	NO	POS
Oliver Miles III	15	DB
Alexander, Roy	18	WR
Allen, Tanner	58	DL
Anderson Jr., Charles	97	OLB
Bailey, David	31	OLB
Balfour, Dontae	20	CB
Banks, E'Maurion	8	DL
Bellenfant, Upton	27	K
Boyd, Amier	27	CB
Brown, Ren	68	OL
Burgess, Jack	41	P
Carter, Davion	56	OL
Carter Jr., Terrance	7	TE
Carty, Connor	61	OL
Cleveland, Cash	52	OL
Cofield, Jayden	51	DL
Collins, Chief	29	S
Curry, John	6	LB
Davis, Ellis	78	OL
Dever, Michael	84	WR
Dickey, Cameron	8	RB
Dillingham, Luke	39	S
Dingle Jr., Miquel	21	S
Douglas, Caleb	5	WR
Eakin, Coy	3	WR
Elder, Gage	35	LB
Esparza, Jack	83	TE
Esquerra, Malik	24	S
Esters III, Charles	11	OLB
Gentry, Tristian	21	WR
Gill-Howard, Skyler	0	DL
Gillen, Elias	77	OL
Golwas, Brock	45	LB
Grant, Tarrion	23	CB
Griffis, Mitch	12	QB
Guberinich, Danilo	73	OL
Hammond, Will	15	QB
Hampton, Ashton	16	CB
Harrington, Stone	48	K
Harrison, Preztynn	87	WR
Harrison-Pilot, Mikal	30	S
Height, Romello	9	OLB
Henderson III, Michael	35	S
Hendrix, Holton	53	OL
Hershey, Ian	37	P/K
Hildebrand, Jackson	66	OL
Hill, Adam	23	RB
Holmes Jr., A.J.	33	DL
Horn, Maurion	4	CB
Horne, Justin	36	LB
Hudson, Micah	14	WR
Hunter, Lee	2	DL
Jackson, Trey	88	TE
Jados, Will	76	OL
Jones, Bryson	85	WR
Jones III, Lloyd	10	QB
Jordan, Brenden	7	S
Joyner, Quintaelyn	19	S
Joyner, Quinten	0	RB
Lemons, Chris	43	LB
Lewis, Chapman	25	S
Lindsay, Deante	26	CB



ALPHABETICAL

NAME	NO	POS
Llewellyn, Jason	89	TE
Loftin, Jurrien	64	OL
Long, Kasen	92	DL
Low, Trent	34	LB
Maley, Garin	75	OL
McCarty, A.J.	1	S
McDonald, Braylan	28	S
McMath, Patrick	50	OL
Miles III, Oliver	15	S
Miller II, JohnCarlos	9	TE
Morgan, Peyton	17	S
Morgan, Price	13	WR
Morton, Behren	2	QB
Nedore, Ansel	90	OLB
Ofili, Cheta	32	OLB
Phillips, Holden	16	QB
Pollock, Brice	14	CB
Ponton, Jacob	70	OL
Powell, Kai	80	WR
Ramirez, Bryce	3	LB
Ramon-Edwards, Marcus	22	S
Rigsby, Braylon	94	DL
Roberts, Ben	13	LB
Robinson, Sean	86	TE
Rodriguez, Jacob	10	LB
Sampson, Howard	79	OL
Sciury, Vinny	71	OL
Sill, Daniel	63	OL
Singleton, Dylan	93	DL
Smith, Eddy	50	OLB
Smith, Wesley	40	LB
Spencer, Dylan	85	OLB
Stevenson, Macho	12	CB
Stone, Leyton	17	WR
Tilmon, Terrell	18	OLB
Turner, Tyson	11	WR
Upshaw Jr., D'Anthis	65	OL
Vagana, Rylan	47	LS
Valsin, Kelby	6	WR
Virgil, Reggie	1	WR
Washington, Amier	88	DL
West, TJ	4	WR
Wiginton, Haydon	19	WR
Williams, J'Koby	20	RB
Williams, Keyshawn	96	DL
Wilson, Sheridan	72	OL
Wisniewski, Cole	5	S
Zambrano, Hunter	57	OL

ROSTER BREAKDOWN BY POSITION

DEFENSIVE LINE						
0	Skyler Gill-Howard	6-1	290	Sr-TR	Milwaukee, Wis. (Greenfield)	
2	Lee Hunter	6-4	330	Sr-TR	Mobile, Ala. (Blount)	
8	E'Maurion Banks	6-5	300	Sr-2L	Wichita Falls, Texas (Rider)	
33	A.J. Holmes Jr.	6-3	300	Jr-TR	Houston, Texas (Westfield)	
51	Jayden Cofield	6-2	330	So-1L	Austin, Texas (Manor)	
58	Tanner Allen	6-3	280	Jr-SQ	Bryan, Texas (Bryan)	
88	Amier Washington	6-2	270	So-1L	Orange, Texas (Little Cypress-Mauriceville)	
92	Kasen Long	6-5	270	Fr-RS	Shallowater, Texas (Shallowater)	
93	Dylan Singleton	6-5	290	Fr-HS	New Iberia, La. (Loreauville)	
96	Keyshawn Williams	6-3	325	Fr-RS	Houston, Texas (Dekaney)	
97	Charles Anderson Jr.	6-6	280	Fr-RS	Houston, Texas (Pearland Dawson)	

OUTSIDE LINEBACKERS						
9	Romello Height	6-3	240	Sr-TR	Dublin, Ga. (Dublin)	
11	Charles Esters III	6-3	270	Sr-2L	Cedar Hill, Texas (Cedar Hill)	
18	Terrell Tilmon	6-5	240	Sr-2L	Arlington, Texas (Mansfield Timberview)	
31	David Bailey	6-3	250	Sr-TR	Irvine, Calif. (Mater Dei)	
32	Cheta Ofili	6-4	240	Fr-RS	Rowlett, Texas (Sachse)	
50	Eddy Smith	6-6	275	Fr-RS	Pearland, Texas (Pearland Dawson)	
85	Dylan Spencer	6-5	250	So-1L	Orange, Texas (C.E. King)	
90	Ansel Nedore	6-3	270	So-1L	Round Rock, Texas (Round Rock)	
94	Braylon Rigsby	6-2	275	So-1L	Woodville, Texas (Woodville)	

INSIDE LINEBACKERS						
3	Bryce Ramirez^	6-2	235	Sr-3L	Missouri City, Texas (George Ranch)	
6	John Curry	6-2	235	So-1L	Lubbock, Texas (Coronado)	
10	Jacob Rodriguez	6-1	235	Sr-2L	Wichita Falls, Texas (Rider)	
13	Ben Roberts	6-3	240	Jr-2L	Haslet, Texas (Eaton)	
34	Trent Low^	6-1	220	Sr-2L	Midland, Texas (Midland Lee)	
35	Gage Elder	5-11	220	Sr-1L	Rockwall, Texas (Rockwall)	
36	Justin Horne	6-0	225	So-1L	New Orleans, La. (John Curtis Christian)	
40	Wesley Smith	5-10	220	Jr-2L	Midland, Texas (Legacy)	
43	Chris Lemons	6-2	220	So-SQ	Prosper, Texas (Prosper)	
45	Brock Golwas	6-1	235	Fr-HS	Flower Mound, Texas (Marcus)	

SAFETIES						
1	A.J. McCarty	6-0	195	Sr-1L	Brownwood, Texas (Brownwood)	
5	Cole Wisniewski	6-4	220	Sr-TR	Sparta, Wis. (Sparta)	
7	Brenden Jordan	6-0	205	Jr-2L	Mansfield, Texas (Mansfield)	
15	Oliver Miles III	6-2	190	Fr-RS	El Campo, Texas (El Campo)	
17	Peyton Morgan	6-0	180	Fr-RS	Round Rock, Texas (Pflugerville Weiss)	
19	Quintaelyn Joyner	6-0	200	Fr-HS	Austin, Texas (Bastrop)	
21	Miquel Dingle Jr.	6-2	225	So-1L	Charleston, S.C. (Byrnes)	
22	Marcus Ramon-Edwards	6-3	225	So-SQ	Lubbock, Texas (Trinity Christian)	
24	Malik Esquerra	6-3	205	Fr-RS	Killeen, Texas (Shoemaker)	
25	Chapman Lewis	6-1	185	Jr-2L	Burleson, Texas (Burleson Centennial)	
28	Braylan McDonald	6-0	195	Fr-HS	Terrell, Texas (Lancaster)	
29	Chief Collins	6-0	200	Sr-2L	Lucas, Texas (Lovejoy)	
30	Mikal Harrison-Pilot	6-0	215	So-SQ	Temple, Texas (Temple)	
35	Michael Henderson III	5-9	175	Fr-HS	Dallas, Texas (Wylie East)	
39	Luke Dillingham	6-1	205	Sr-SQ	Brock, Texas (Brock)	

CORNERBACKS						
4	Maurion Horn	5-11	190	Jr-2L	Broken Arrow, Okla. (Broken Arrow)	
12	Macho Stevenson	6-1	190	So-1L	Shreveport, La. (Captain Shreve)	
14	Brice Pollock	6-0	195	Jr-TR	Snellville, Ga. (Shiloh)	
16	Ashton Hampton	6-0	170	Fr-RS	Pearland, Texas (Pearland)	
20	Dontae Balfour	6-1	185	Sr-TR	Starke, Fla. (Bradford)	
23	Tarrion Grant	6-2	190	So-TR	Sumter, S.C. (Siegel)	
26	Deante Lindsay	6-1	185	Fr-HS	Ada, Okla. (Ada)	
27	Amier Boyd	6-2	190	Jr-TR	Phoenix, Ariz. (Mountain Pointe)	

ROSTER KEY  
^ represents Super Senior who is utilizing COVID season for final year of eligibility

BIG 12 CONFERENCE STANDINGS

	CONF	PCT.	OVERALL	STK
Iowa State	1-0	1.000	1-0	W1
Kansas	0-0	.000	1-0	W1
Arizona	0-0	.000	0-0	--
Arizona State	0-0	.000	0-0	--
Baylor	0-0	.000	0-0	--
Cincinnati	0-0	.000	0-0	--
Colorado	0-0	.000	0-0	--
Houston	0-0	.000	0-0	--
TCU	0-0	.000	0-0	--
Oklahoma State	0-0	.000	0-0	--
TCU	0-0	.000	0-0	--
Texas Tech	0-0	.000	0-0	--
Utah	0-0	.000	0-0	--
West Virginia	0-0	.000	0-0	--
BYU	0-0	.000	0-0	--
UCF	0-0	.000	0-0	--
Kansas State	0-1	.000	0-1	L1

BIG 12 UPCOMING SCHEDULE

THURSDAY, AUGUST 28

Jacksonville State at UCF (ESPN+)	6 p.m.
UT Martin at Oklahoma State (ESPN+)	6:30 p.m.
Stephen F. Austin at Houston (ESPN+)	7 p.m.
Nebraska at Cincinnati (ESPN)	8 p.m.

FRIDAY, AUGUST 29

Wagner at Kansas (ESPN+)	6:30 p.m.
Georgia Tech at Colorado (ESPN)	7 p.m.
Auburn at Baylor (FOX)	7 p.m.

SATURDAY, AUGUST 30

Robert Morris at West Virginia (ESPN+)	1 p.m.
South Dakota at Iowa State (FOX)	2:30 p.m.
North Dakota at Kansas State (ESPN+)	6 p.m.
Arkansas at Pine Bluff at Texas Tech (ESPN+)	6:30 p.m.
Portland State at BYU (ESPN+)	7 p.m.
Northern Arizona at Arizona State (ESPN+)	9 p.m.
Hawai'i at Arizona (TNT/Max)	9:30 p.m.
Utah at UCLA (FOX)	10 p.m.

MONDAY, SEPTEMBER 1

TCU at North Carolina (ESPN)	7 p.m.
------------------------------	--------

SATURDAY, SEPTEMBER 6

Kent State at Texas Tech (TNT/Max)	11 a.m.
Baylor at SMU (The CW)	11 a.m.
Iowa at Iowa State (FOX)	11 a.m.
Oklahoma State at Oregon (CBS)	2:30 p.m.
Kansas at Missouri (ESPN2)	2:30 p.m.
Delaware at Colorado (FOX)	2:30 p.m.
Bowling Green at Cincinnati (ESPN+)	2:30 p.m.
West Virginia at Ohio (ESPN)	3 p.m.
Cal Poly at Utah (ESPN+)	5 p.m.
Army at Kansas State (ESPN)	6 p.m.
Houston at Rice (ESPN+)	6 p.m.
North Carolina A&T at UCF (ESPN+)	6 p.m.
Arizona State at Mississippi State (ESPN2)	6:30 p.m.
Weber State at Arizona (ESPN+)	9 p.m.
Stanford at BYU (ESPN)	9:15 p.m.

2025 OPPONENT SCHEDULES/RESULTS



**Arkansas at Pine Bluff**  
0-0, 0-0 SWAC  
Aug. 30 • 6:30 p.m.  
Lubbock, Texas

Date	Opponent	Time/Result
Aug. 30	at Texas Tech	6:30 p.m.
Sept. 6	at Central Arkansas	6 p.m.
Sept. 13	Lincoln (CA)	6 p.m.
--	OPEN DATE	--
Sept. 27	vs. Alcorn State	6 p.m.
Oct. 4	at Texas Southern	6 p.m.
Oct. 11	Westgate Christian	2 p.m.
Oct. 18	Grambling State	2 p.m.
Oct. 25	at Bethune-Cookman	2 p.m.
Nov. 1	Southern	2 p.m.
Nov. 8	Florida A&M	2 p.m.
Nov. 15	at Prairie View A&M	2 p.m.
Nov. 22	at Alabama State	TBA



**UTAH UTES**  
0-0, 0-0 Big 12  
Sept. 20 • TBD  
Salt Lake City, UT

Date	Opponent	Time/Result
Aug. 30	at UCLA	10 p.m.
Sept. 6	Cal Poly	5 p.m.
Sept. 13	at Wyoming	7 p.m.
Sept. 20	Texas Tech	TBA
Sept. 27	at West Virginia	TBA
--	OPEN DATE	--
Oct. 11	Arizona State	TBA
Oct. 18	at BYU	TBA
Oct. 25	Colorado	TBA
Nov. 1	Cincinnati	TBA
--	OPEN DATE	--
Nov.15	at Baylor	TBA
Nov.22	Kansas State	TBA
Nov.28	at Kansas	11 a.m.



**ARIZONA ST SUN DEVILS**  
0-0, 0-0 Big 12  
Oct. 18 • TBD  
Tempe, Ariz.

Date	Opponent	Time/Result
Aug. 30	Northern Arizona	9 p.m.
Sept. 6	at Mississippi State	6:30 p.m.
Sept. 13	Texas State	9:30 p.m.
Sept. 20	at Baylor	TBA
Sept. 26	TCU	8 p.m.
--	OPEN DATE	--
Oct. 11	at Utah	TBA
Oct. 18	Texas Tech	TBA
Oct. 25	Houston	TBA
Nov. 1	at Iowa State	TBA
--	OPEN DATE	--
Nov. 15	West Virginia	TBA
Nov. 22	at Colorado	TBA
Nov. 28	Arizona	TBA



**BYU COUGARS**  
0-0, 0-0 Big 12  
Nov. 9 • TBD  
Lubbock, Texas

Date	Opponent	Time/Result
Aug. 30	Portland State	7 p.m.
Sept. 6	Stanford	9:15 p.m.
Sept. 20	at East Carolina	TBA
Sept. 27	at Colorado	9:15 p.m.
Oct. 3	West Virginia	9:30 p.m.
--	OPEN DATE	--
Oct. 11	at Arizona	TBA
Oct. 18	Utah	TBA
Oct. 25	at Iowa State	TBA
--	OPEN DATE	--
Nov. 8	at Texas Tech	TBA
Nov. 15	TCU	TBA
Nov. 22	at Cincinnati	TBA
Nov. 29	UCF	TBA



**KENT STATE**  
0-0, 0-0 MAC  
Sept. 6 • 11:00 a.m.  
Lubbock, Texas

Date	Opponent	Time/Result
Aug. 30	Merrimack College	12 p.m.
Sept. 6	at Texas Tech	11 a.m.
Sept. 13	Buffalo	12 p.m.
Sept. 20	at Florida State	TBA
--	OPEN DATE	--
Oct. 4	at Oklahoma	TBA
Oct. 11	Massachusetts	TBA
Oct. 18	at Toledo	TBA
Oct. 25	Bowling Green	TBA
--	OPEN DATE	--
Nov. 5	at Ball State	TBA
Nov. 11	at Akron	7:30 p.m.
Nov. 29	Central Michigan	7 p.m.
Nov. 28	at Northern Illinois	TBA



**HOUSTON COUGARS**  
0-0, 0-0 Big 12  
Oct. 4 • TBD  
Houston, Texas

Date	Opponent	Time/Result
Aug. 28	Stephen F. Austin	7 p.m.
Sept. 6	at Rice	6 p.m.
Sept. 12	Colorado	6:30 p.m.
--	OPEN DATE	--
Sept. 26	at Oregon State	9:30 p.m.
Oct. 4	Texas Tech	TBA
Oct. 11	at Oklahoma State	TBA
Oct. 18	Arizona	TBA
Oct. 25	at Arizona State	TBA
Nov. 1	West Virginia	TBA
Nov. 7	at UCF	TBA
--	OPEN DATE	--
Nov. 22	TCU	TBA
Nov. 29	at Baylor	TBA



**OKLAHOMA ST COWBOYS**  
0-0, 0-0 Big 12  
Oct. 25 • TBD  
Lubbock, Texas

Date	Opponent	Time/Result
Aug. 28	UT Martin	6:30 p.m.
Sept. 6	at Oregon	2:30 p.m.
--	OPEN DATE	--
Sept. 19	Tulsa	6 p.m.
Sept. 27	Baylor	TBA
Oct. 4	at Arizona	TBA
Oct. 11	Houston	TBA
Oct. 18	Cincinnati	TBA
Oct. 25	at Texas Tech	TBA
Nov. 1	at Kansas	TBA
--	OPEN DATE	--
Nov. 15	Kansas State	TBA
Nov. 22	at UCF	TBA
Nov. 29	Iowa State	TBA



**UCF KNIGHTS**  
0-0, 0-0 Big 12  
Nov. 15 • TBD  
Lubbock, Texas

Date	Opponent	Time/Result
Aug. 28	Jacksonville State	6 p.m.
Sept. 6	North Carolina A&T	6 p.m.
--	OPEN DATE	--
Sept. 20	North Carolina	TBA
Sept. 27	at Kansas State	TBA
Oct. 4	Kansas	TBA
Oct. 11	Cincinnati	TBA
Oct. 18	West Virginia	TBA
--	OPEN DATE	--
Nov. 1	at Baylor	TBA
Nov. 7	Houston	TBA
Nov. 15	at Texas Tech	TBA
Nov. 22	Oklahoma State	TBA
Nov. 29	at BYU	TBA



**OREGON STATE**  
0-0, 0-0 PAC 12  
Sept. 13 • 2:30 p.m.  
Lubbock, Texas

Date	Opponent	Time/Result
Aug. 30	Cal	9:30 p.m.
Sept. 6	Fresno State	2:30 p.m.
Sept. 13	at Texas Tech	2:30 p.m.
Sept. 20	at Oregon	TBA
Sept. 26	Houston	9:30 p.m.
Oct. 4	at App State	TBA
Oct. 11	Wake Forest	2:30 p.m.
Oct. 18	Lafayette	9 p.m.
--	OPEN DATE	--
Nov. 1	Washington State	6:30 p.m.
Nov. 8	Sam Houston	9 p.m.
Nov. 15	at Tulsa	TBA
--	OPEN DATE	--
Nov. 29	at Washington State	5:30 p.m.



**KANSAS JAYHAWKS**  
1-0, 0-0 Big 12  
Oct. 11 • TBD  
Lubbock, Texas

Date	Opponent	Time/Result
Aug. 23	Fresno State	W, 31-7
Aug. 29	Wagner	6:30 p.m.
Sept. 6	at Missouri	2:30 p.m.
--	OPEN DATE	--
Sept. 20	West Virginia	TBA
Sept. 27	Cincinnati	TBA
Oct. 4	at UCF	TBA
Oct. 11	at Texas Tech	TBA
Oct. 25	Kansas State	TBA
Nov. 1	Oklahoma State	TBA
Nov. 8	at Arizona	TBA
--	OPEN DATE	--
Nov. 22	at Iowa State	TBA
Nov. 28	Utah	11 a.m.



**KANSAS STATE WILDCATS**  
0-1, 0-1 Big 12  
Nov. 1 • TBD  
Manhattan, Kan.

Date	Opponent	Time/Result
Aug. 23	vs. Iowa State	L, 21-24
Aug. 30	North Dakota	6 p.m.
Sept. 6	Army	6 p.m.
Sept. 12	at Arizona	8 p.m.
--	OPEN DATE	--
Sept. 27	UCF	TBA
Oct. 4	at Baylor	TBA
Oct. 11	TCU	TBA
--	OPEN DATE	--
Oct. 25	at Kansas	TBA
Nov. 1	at Texas Tech	TBA
Nov. 15	at Oklahoma State	TBA
Nov. 22	at Utah	TBA
Nov. 29	Colorado	TBA



**WEST VIRGINIA**  
0-0, 0-0 Big 12  
Nov. 29 • TBD  
Morgantown, W. Va.

Date	Opponent	Time/Result
Aug. 30	Robert Morris	1 p.m.
Sept. 6	at Ohio	3 p.m.
Sept. 13	Pittsburgh	2:30 p.m.
Sept. 20	at Kansas	TBA
Sept. 27	Utah	TBA
Oct. 3	at BYU	TBA
--	OPEN DATE	--
Oct. 18	at UCF	TBA
Oct. 25	TCU	TBA
Nov. 1	at Houston	TBA
Nov. 8	Colorado	TBA
Nov. 15	at Arizona State	TBA
--	OPEN DATE	--
Nov. 29	Texas Tech	TBA





NATIONAL RANKINGS

ASSOCIATED PRESS (Preseason, Aug. 11)

Team	Record	Points
1. Texas (25)	0-0	1552
2. Penn State (23)	0-0	1547
3. Ohio State (11)	0-0	1472
4. Clemson (4)	0-0	1398
5. Georgia (1)	0-0	1331
6. Notre Dame	0-0	1325
7. Oregon	0-0	1236
8. Alabama	0-0	1179
9. LSU	0-0	1174
10. Miami (FL)	0-0	889
11. Arizona State	0-0	791
12. Illinois	0-0	713
13. South Carolina	0-0	667
14. Michigan	0-0	662
15. Florida	0-0	626
16. SMU	0-0	565
17. Kansas State	0-1	512
18. Oklahoma	0-0	463
19. Texas A&M	0-0	434
20. Indiana	0-0	423
21. Ole Miss	0-0	370
22. Iowa State	1-0	309
23. Texas Tech	0-0	274
24. Tennessee	0-0	192
25. Boise State	0-0	191

RECEIVING VOTES: BYU 156, Utah 144, Baylor 132, Louisville 90, Southern Cal 64, Georgia Tech 63, Missouri 33, Tulane 23, Nebraska 23, UNLV 21, Toledo 13, Auburn 10, James Madison 9, Memphis 9, Florida St. 8, Duke 6, Liberty 5, Navy 5, Iowa 5, TCU 4, Pittsburgh 3, Army 2, Colorado 1, Louisiana-Lafayette 1.

USA TODAY AFCA COACHES POLL (Preseason, Aug. 4)

Team	Record	Points
1. Texas (28)	0-0	1606
2. Ohio State (20)	0-0	1565
3. Penn State (14)	0-0	1525
4. Georgia (3)	0-0	1466
5. Notre Dame	0-0	1360
6. Clemson	0-0	1324
7. Oregon	0-0	1307
8. Alabama	0-0	1210
9. LSU	0-0	1056
10. Miami (FL)	0-0	823
11. Arizona State	0-0	806
12. Illinois	0-0	734
13. South Carolina	0-0	665
14. Michigan	0-0	580
15. Ole Miss	0-0	573
16. SMU	0-0	555
17. Florida	0-0	498
18. Tennessee	0-0	492
19. Indiana	0-0	460
20. Kansas State	0-1	438
21. Texas A&M	0-0	392
22. Iowa State	1-0	392
23. BYU	0-0	287
24. Texas Tech	0-0	261
25. Boise State	0-0	246

RECEIVING VOTES: Oklahoma 221, Missouri 142, Louisville 126, USC 116, Utah 86, Baylor 76, Auburn 50, Iowa 49, Memphis 34, Army West Point 33, Tulane 31, Georgia Tech 27, TCU 24, Nebraska 19, Syracuse 16, Washington 15, Navy 14, Arkansas 14, Duke 12, Colorado 12, Minnesota 11, UNLV 8, Florida State 8, Kansas 6, Vanderbilt 3, Buffalo 1.

TEXAS TECH IN THE RANKINGS | WEEK-BY-WEEK

Week	AP	Coaches	CFP
Preseason	23	24	--
Week 2			
Week 3			
Week 4			
Week 5			
Week 6			
Week 7			
Week 8			
Week 9			
Week 10			
Week 11			
Week 12			
Week 13			
Week 14			
Week 15			
Week 16			

THE LAST TIME TEXAS TECH WAS...

Ranked in AP Poll	Aug. 11, 2025 (No. 23)
Ranked in Coaches' Poll	Preseason 2025 (No. 24)
RV in the AP Poll	Nov. 3, 2024
RV in Coaches' Poll	Nov. 3, 2024

MISCELLANEOUS RECORDS:

Highest Ranking (AP):	No. 2 (Nov. 2-16, 2008)
Highest Ranking (Coaches):	No. 2 (Nov. 9-16, 2008)
Highest Final Ranking (AP):	No. 11 (1938, 1973)
Highest Final Ranking (Coaches):	No. 11 (1973)
Consecutive Weeks Ranked (AP):	20 (2004-06)

COLLEGE FOOTBALL PLAYOFF RANKINGS

The selection committee will announce its first of six rankings on November 4. The committee members will convene in person on Mondays and Tuesdays, revealing their rankings each week on ESPN. The final selection committee rankings of the 2025 season will be released on Selection Day, Sunday, December 7. At that time, the committee will also announce the 12-team Playoff bracket pairings and game sites.

DATE	TIME
Tuesday, November 4	8-8:45 p.m. ET
Tuesday, November 11	7-8 p.m. ET
Tuesday, November 18	8:30-9 p.m. ET
Tuesday, November 25	7-8 p.m. ET
Tuesday, December 2	7-7:30 p.m. ET
Sunday, December 7	Noon - 3 p.m. ET

2025-26 CFP SCHEDULE	DATES
First Round (campus sites)	Dec. 19/20
Quarterfinals (Cotton, Orange, Rose, Sugar)	Dec. 31/Jan. 1
Semifinals (Fiesta, Peach)	Jan. 8/9
National Championship (Miami, Fla.)	Jan. 19

BIG 12 CONFERENCE 2024-27 SCHEDULING MATRIX

2024

Date	Opponent	Location
A31	Abilene Christian	Lubbock, TX
S7	at Washington State	Pullman, WA
S14	North Texas	Lubbock, TX
S21	Arizona State*	Lubbock, TX
S28	Cincinnati*	Lubbock, TX
O5	at Arizona*	Tuscon, AZ
O19	Baylor*	Lubbock, TX
O26	at TCU*	Fort Worth, TX
N2	at Iowa State*	Ames, IA
N9	Colorado*	Lubbock, TX
N23	at Oklahoma State*	Stillwater, OK
N30	West Virginia*	Lubbock, TX

\* = Big 12 game  
All future conference dates (2026-27) are TBD

2025

Date	Opponent	Location
A30	Arkansas at Pine Bluff	Lubbock, TX
S6	Kent State	Lubbock, TX
S13	Oregon State	Lubbock, TX
S20	at Utah*	Salt Lake City, UT
O4	at Houston*	Houston, TX
O11	Kansas*	Lubbock, TX
O18	at Arizona State*	Tempe, AZ
O25	Oklahoma State*	Lubbock, TX
N1	at Kansas State*	Manhattan, KS
N8	BYU*	Lubbock, TX
N15	UCF*	Lubbock, TX
N29	at West Virginia*	Morgantown, WV

2026

Date	Opponent	Location
S5	Abilene Christian	Lubbock, TX
S12	at Oregon State	Corvallis, OR
S26	Sam Houston	Lubbock, TX
	Arizona*	Lubbock, TX
	Arizona State*	Lubbock, TX
	Houston*	Lubbock, TX
	TCU*	Lubbock, TX
	West Virginia*	Lubbock, TX
	at Baylor*	Waco, TX
	at Cincinnati*	Cincinnati, OH
	at Colorado*	Boulder, CO
	at Oklahoma State*	Stillwater, TX

2027

Date	Opponent	Location
S4	Arkansas at Pine Bluff	Lubbock, TX
S11	at North Texas	Denton, TX
S18	N.C. State	Lubbock, TX
	Baylor*	Lubbock, TX
	Iowa State*	Lubbock, TX
	Kansas State*	Lubbock, TX
	Utah*	Lubbock, TX
	at BYU*	Provo, UT
	at Houston*	Houston, TX
	at Kansas*	Lawrence, KS
	at TCU*	Fort Worth, TX
	at UCF*	Orlando, FL



INDIVIDUAL | SINGLE-GAME CAREER HIGHS

PASSING

		Completions			Attempts			Yards			
Name	2025	Career	2025	Career	2025	Career	2025	Career			Passing Games
#2 Behren Morton	--	39 ('22 at Oklahoma St.)	--	62 ('22 at Oklahoma St.)	--	401 ('24 at Oklahoma St.)	--	401 ('24 at Oklahoma St.)			6
#12 Mitch Griffis	--	24 ('23 at Old Dominion)*	--	41 ('23 at Old Dominion)*	--	329 ('23 vs. Elon)*	--	329 ('23 vs. Elon)*			2
#15 Will Hammond	--	20 ('24 vs. Arkansas)	--	34 ('24 vs. Arkansas)	--	280 ('24 vs. Arkansas)	--	280 ('24 vs. Arkansas)			0
		Longest Pass			Touchdowns			Interceptions			
Name	2025	Career	2025	Career	2025	Career	2025	Career			
#2 Behren Morton	--	70 ('24 vs. North Texas)	--	5 ('24 vs. ACU)	--	3 (2x, last '23 at Texas)	--	3 (2x, last '23 at Texas)			
#12 Mitch Griffis	--	69 ('23 vs. Elon)*	--	3 (3x, last '23 vs. ODU)*	--	2 (2x, last '23 vs. Ga. Tech)*	--	2 (2x, last '23 vs. Ga. Tech)*			
#15 Will Hammond	--	47 ('24 vs. Arkansas)	--	1 (2x, last '24 vs. Arkansas)	--	2 ('24 vs. Arkansas)	--	2 ('24 vs. Arkansas)			

RUSHING

		Attempts			Yards			TDs			Longest Career	100-Yd Games
Name	2025	Career	2025	Career	2025	Career	2025	Career	2025	Career	Run	
#0 Quinten Joyner	--	10 (2x, last '24 vs. Notre Dame)*	--	84 ('24 vs. Utah State)*	--	2 ('24 vs. Utah State)*	--	2 ('24 vs. Utah State)*	--	75 ('24 vs. Penn St.)*		0
#8 Cameron Dickey	--	15 ('24 vs. Arkansas)	--	75 ('24 vs. North Texas)	--	1 ('24 vs. North Texas)	--	1 ('24 vs. North Texas)	--	37 ('24 vs. North Texas)		0
#20 J'Koby Williams	--	15 ('24 vs. Arkansas)	--	123 ('24 vs. Arkansas)	--	1 (2x, last '24 vs. Arkansas)	--	1 (2x, last '24 vs. Arkansas)	--	54 ('24 vs. Arkansas)		0
Quarterbacks												
#2 Behren Morton	--	17 ('22 at Oklahoma St.)	--	53 ('22 at Oklahoma St.)	--	1 (6x, last '24 vs. UNT)	--	1 (6x, last '24 vs. UNT)	--	26 ('24 vs. Cincinnati)		0
#12 Mitch Griffis	--	20 ('23 vs. Ga. Tech)*	--	55 ('23 at Duke)*	--	2 ('23 at Duke)*	--	2 ('23 at Duke)*	--	27 ('23 vs. Ga. Tech)*		0
#15 Will Hammond	--	8 ('24 at TCU)	--	16 ('24 at TCU)	--	1 (2x, last '24 vs. W. Virginia)	--	1 (2x, last '24 vs. W. Virginia)	--	12 (2x, last '24 vs. Ark.)		0

RECEIVING

		Receptions			Yards			TDs			Longest Career	100-Yd Games
Name	2025	Career	2025	Career	2025	Career	2025	Career	2025	Career	Reception	
#1 Reggie Virgil	--	6 ('24 at Bowling Green)*	--	113 ('24 at Eastern Michigan)*	--	2 ('24 at Eastern Michigan)*	--	2 ('24 at Eastern Michigan)*	--	75 ('24 at E. Michigan)*		3
#3 Coy Eakin	--	8 ('23 vs. TCU)	--	106 ('23 vs. Cal)	--	2 (2x, last '24 vs. Cincy)	--	2 (2x, last '24 vs. Cincy)	--	70 ('24 vs. North Texas)		2
#5 Caleb Douglas	--	9 (2x, last '24 at TCU)	--	140 ('24 at TCU)	--	3 ('24 vs. Baylor)	--	3 ('24 vs. Baylor)	--	62 ('22 vs. E. Wash.)		4
#6 Kelby Valsin	--	2 ('24 vs. Arkansas)	--	16 ('24 vs. Arkansas)	--	has not happened	--	has not happened	--	9 ('24 vs. Arkansas)		0
#7 Terrance Carter Jr.	--	7 (2x, '24 at Coastal C.)*	--	149 ('24 at Coastal C.)*	--	1 (7x, last '24 at Coastal C.)*	--	1 (7x, last '24 at Coastal C.)*	--	74 ('24 vs. App State)*		*2/0
#9 John Carlos Miller II	--	5 ('23 at Delaware)*	--	101 ('23 at Delaware)*	--	1 (10x, last '24 vs. Ariz. St.)*	--	1 (10x, last '24 vs. Ariz. St.)*	--	70 ('23 at Delaware)*		*1/0
#14 Micah Hudson	--	3 ('24 vs. North Texas)	--	43 ('24 vs. North Texas)	--	has not happened	--	has not happened	--	38 ('24 at Arizona)		0
#18 Roy Alexander	--	13 ('24 at S. Dakota St.)*	--	163 ('24 vs. Lamar)*	--	3 (2x, last '24 vs. Lamar)*	--	3 (2x, last '24 vs. Lamar)*	--	67 ('21 at NDSU)*		*6/0
Running Backs												
#0 Quinten Joyner	--	2 (3x, last '24 at UCLA)*	--	20 ('24 at UCLA)*	--	1 ('24 vs. Penn State)*	--	1 ('24 vs. Penn State)*	--	13 ('24 vs. Notre Dame)*		0
#8 Cameron Dickey	--	5 ('24 at Washington St.)	--	34 ('24 at Washington St.)	--	1 ('24 at Washington St.)	--	1 ('24 at Washington St.)	--	12 ('24 at Wash. St.)		0
#20 J'Koby Williams	--	4 ('24 vs. Arkansas)	--	36 ('24 vs. Arkansas)	--	1 ('24 vs. Baylor)	--	1 ('24 vs. Baylor)	--	22 ('24 vs. Arkansas)		0

DEFENSE

		Tackles			Sacks			TFLs			INT
Name	2025	Career	2025	Career	2025	Career	2025	Career	2025	Career	
#0 Skyler Gilt-Howard	--	7 ('24 at Bowling Green)*	--	2.0 ('24 at Bowling Green)*	--	3.0 ('24 at Bowling Green)*	--	3.0 ('24 at Bowling Green)*	--	has not happened	
#1 A.J. McCarty	--	9 ('22 at Iowa St.)	--	0.5 ('24 vs. Arizona St.)	--	1.0 (6x, last '24 vs. W. Virginia)	--	1.0 (6x, last '24 vs. W. Virginia)	--	1 (3x)*	
#2 Lee Hunter	--	9 ('23 vs. Baylor)*	--	1.0 (5x)*	--	2.5 (2x, last '24 vs. Utah)*	--	2.5 (2x, last '24 vs. Utah)*	--	has not happened	
#3 Bryce Ramirez	--	7 ('23 at BYU)	--	has not happened	--	0.5 ('24 at Arizona)	--	0.5 ('24 at Arizona)	--	1 ('24 vs. UNT)	
#4 Maurion Horn	--	11 ('24 vs. ACU)	--	has not happened	--	1.0 (3x, last '24 vs. W. Virginia)	--	1.0 (3x, last '24 vs. W. Virginia)	--	has not happened	
#5 Cole Wisniewski	--	11 (3x, last '23 at Montana)*	--	1.0 (5x)*	--	1.0 (5x)	--	1.0 (5x)	--	2 (2x)	
#6 John Curry	--	7 (2x, last '24 vs. Arkansas)	--	has not happened	--	0.5 ('24 vs. West Virginia)	--	0.5 ('24 vs. West Virginia)	--	1 ('24 vs. WVU)	
#7 Brenden Jordan	--	6 ('23 vs. K-State)	--	0.5 ('24 at TCU)	--	1.0 (3x, last '24 vs. Arkansas)	--	1.0 (3x, last '24 vs. Arkansas)	--	has not happened	
#8 E'Maurion Banks	--	5 (2x, last '24 at Wash St.)	--	1.0 ('23 vs. Cal)	--	2.0 ('23 vs. Cal)	--	2.0 ('23 vs. Cal)	--	has not happened	
#9 Romello Height	--	5 (2x, last '24 at Louisville)*	--	2.0 ('23 at Arizona State)*	--	2.0 ('23 at Arizona State)*	--	2.0 ('23 at Arizona State)*	--	1 ('24 vs. NCST)*	
#10 Jacob Rodriguez	--	17 ('24 vs. Colorado)	--	2.0 ('24 at Iowa State)	--	2.5 ('24 at Iowa State)	--	2.5 ('24 at Iowa State)	--	1 (2x)	
#11 Charles Esters III	--	7 ('23 vs. Oregon)	--	2.0 ('23 at Baylor)	--	2.0 ('23 at Baylor)	--	2.0 ('23 at Baylor)	--	has not happened	
#12 Macho Stevenson	--	5 ('24 vs. Cincinnati)	--	has not happened	--	has not happened	--	has not happened	--	has not happened	
#13 Ben Roberts	--	13 ('23 at Texas)	--	0.5 ('23 vs. Oregon)	--	2.0 ('23 at Arizona State)*	--	2.0 ('23 at Arizona State)*	--	1 ('23 at WVU)	
#14 Brice Pollock	--	6 (3x, last '24 at Ole Miss)*	--	has not happened	--	1.0 ('24 at Tennessee)*	--	1.0 ('24 at Tennessee)*	--	1 ('24 at Georgia)*	
#18 Terrell Tilmon	--	4 ('24 vs. West Virginia)	--	2.0 ('24 vs. West Virginia)	--	2.0 ('24 vs. West Virginia)	--	2.0 ('24 vs. West Virginia)	--	has not happened	
#20 Dontae Balfour	--	9 (2x, last '24 vs. UAB)*	--	has not happened	--	1.5 ('24 at Rice)*	--	1.5 ('24 at Rice)*	--	1 (3x)	
#21 Miquel Dingle Jr.	--	9 ('24 vs. West Virginia)	--	0.5 ('24 vs. North Texas)	--	1.5 ('24 vs. North Texas)	--	1.5 ('24 vs. North Texas)	--	has not happened	
#23 Tarrion Grant	--	3 ('24 at Oregon State)*	--	has not happened	--	has not happened	--	has not happened	--	has not happened	
#25 Chapman Lewis	--	7 (3x, last '24 at Iowa St.)	--	has not happened	--	0.5 (2x, last '24 vs. W. Virginia)	--	0.5 (2x, last '24 vs. W. Virginia)	--	1 (3x)	
#27 Amier Boyd	--	5 ('24 vs. MTSU)*	--	has not happened	--	1.0 (2x, last '24 vs. Kennesaw St.)*	--	1.0 (2x, last '24 vs. Kennesaw St.)*	--	1 (2x)	
#31 David Bailey	--	10 ('22 at UCLA)*	--	3.0 ('23 at Hawaii)*	--	4.0 ('23 at Hawaii)*	--	4.0 ('23 at Hawaii)*	--	has not happened	
#33 A.J. Holmes Jr.	--	7 ('24 vs. Baylor)*	--	1.5 ('23 vs. Cincinnati)*	--	2.5 ('23 vs. Cincinnati)*	--	2.5 ('23 vs. Cincinnati)*	--	has not happened	
#51 Jayden Cofield	--	4 (2x, last '24 vs. Arkansas)	--	1.0 (2x, last '24 vs. W. Virginia)	--	1.0 (4x, last '24 vs. Arkansas)	--	1.0 (4x, last '24 vs. Arkansas)	--	has not happened	
#88 Amier Washington	--	4 (2x, last '24 vs. Ariz. St.)	--	2.0 ('23 vs. Cal)	--	4.0 ('23 vs. Cal)	--	4.0 ('23 vs. Cal)	--	has not happened	
#90 Ansel Nedore	--	2 ('24 at Arizona)	--	has not happened	--	has not happened	--	has not happened	--	has not happened	
#94 Braylon Rigsby	--	4 ('24 at Oklahoma St.)	--	has not happened	--	1.0 (3x, last '24 at Okla. St.)	--	1.0 (3x, last '24 at Okla. St.)	--	has not happened	

\* - indicates stats that include numbers accumulated at previous FBS institution

GAME-BY-GAME STARTERS

OFFENSE

GAME	QB	RB	TE	WR	WR	WR	LT	LG	C	RG	RT
Arkansas-Pine Bluff											
Kent State											
Oregon State											
at Utah											
at Houston											
Kansas											
at Arizona State											
Oklahoma State											
at Kansas State											
BYU											
UCF											
at West Virginia											

DEFENSE

GAME	DT	DT	OLB	LB-WILL	LB-MIKE	OLB	STAR	CB	S	S	CB
Arkansas-Pine Bluff											
Kent State											
Oregon State											
at Utah											
at Houston											
Kansas											
at Arizona State											
Oklahoma State											
at Kansas State											
BYU											
UCF											
at West Virginia											

2024 STARTS LEADERS

1.	Caleb Rogers (Sr.), OL	12
2.	Ben Roberts (So.), LB	12
3.	C.J. Baskerville (Sr.), DB	12
4.	Behren Morton (Jr.), QB	12
5.	Jacob Rodriguez (R-Jr.), LB	12
6.	Josh Kelly (Sr.), WR	12
7.	Caleb Douglas (Jr.), WR	12
8.	Sheridan Wilson (So.), OL	12
9.	Maurion Horn (So.), DB	12
10.	Tahj Brooks (Sr.), RB	11
11.	Davion Carter (Sr.), OL	11
12.	Coy Eakin (So.), WR	11
13.	A.J. McCarty (R-Jr.), DB	11
14.	Mason Tharp (Sr.), TE	10
15.	Chapman Lewis (So.), DB	10
16.	Sterling Porcher (Sr.), OL	10
17.	Bralyn Lux (Sr.), DB	9
18.	Quincy Ledet Jr. (Sr.), DL	8
19.	Charles Esters III (Jr.), OLB	8
20.	Ty Buchanan (Jr.), OL	7
21.	E'Maurion Banks (Jr.), DL	6
22.	Dalton Merryman (Jr.), OL	6
23.	Harvey Dyson III (So.), OLB	6
24.	De'Braylon Carroll (Sr.), DL	6
25.	Isaac Smith (Jr.), OLB	6
26.	Amier Washington (R-Fr.), OLB	3
27.	Vinny Sciury (Sr.), OL	2
28.	Macho Stevenson (R-Fr.), DB	2

2024 STARTS LEADERS [Cont.]

29.	Devynn Cromwell (Sr.), DB	2
30.	Jalin Conyers (Sr.), TE	2
31.	Trevon McAlpine (So.), DL	2
32.	Jalon Peoples (So.), DB	1
33.	Micah Hudson (Fr.), WR	1
34.	Jayden Cofield (R-Fr.), DL	1
35.	Braylon Rigsby (R-Fr.), OLB	1
36.	Jordan Brown (Sr.), WR	1
37.	Brenden Jordan (So.), DB	1
38.	James Hanson (Sr.), DL	1

BREAKDOWN BY CLASSIFICATION - STARTS LEADERS

38 different players have made starts in 2024; breakdown by class below

Freshmen	5
Sophomores	9
Juniors	9
Seniors	15

CONSECUTIVE STARTS LEADERS

PLAYER, POS.	CONSECUTIVE STARTS^
Caleb Rogers, OL	54
Ben Roberts, LB	24
C.J. Baskerville, DB	18
Behren Morton, QB	17
Jacob Rodriguez, LB	13
Josh Kelly, WR	12
Caleb Douglas, WR	12
Sheridan Wilson, OL	12
Maurion Horn, DB	12
Tahj Brooks, RB	10
Davion Carter, OL	10
Sterling Porcher, OL	8
Charles Esters III, OLB	8
Bralyn Lux, DB	7
Chapman Lewis, DB	5
Coy Eakin, WR	4
A.J. McCarty, DB	3
Ty Buchanan, OL	2
Isaac Smith, OLB	2
James Hansen, OL	1
Trevon McAlpine, DL	1
Jalin Conyers, TE	1

^ consecutive starts at Texas Tech



CAREER STAT NOTABLES

CAREER GAMES PLAYED/STARTED

PLAYER	2020	2021	2022	2023	2024	2025	TOTAL
Roy Alexander, WR	-	*10/5	*11/11	*6/2	*14/13	-/-	41/31
David Bailey, OLB	-	-	*11/9	*10/5	*12/2	-/-	33/16
Dontae Balfour, CB	-	*2/0	*4/0	*11/11	*12/12	-/-	29/23
E'Maurion Banks, DL	-	1/0	2/0	9/1	7/6	-/-	19/7
Amier Boyd, CB	-	-	*4/0	*11/1	*9/4	-/-	24/5
Davion Carter, OL	-	-	*12/11	*12/12	13/12	-/-	37/35
Terrance Carter Jr., TE	-	-	*1/0	*12/2	*13/13	-/-	26/15
Cash Cleveland, OL	-	-	-	-	*6/4	-/-	6/4
Jayden Cofield, DL	-	-	-	3/0	13/2	-/-	16/2
Miquel Dingle Jr., LB	-	-	-	4/1	13/0	-/-	17/1
Caleb Douglas, WR	-	-	*8/2	*5/5	13/13	-/-	26/20
Coy Eakin, WR	-	-	4/0	10/7	13/12	-/-	27/19
Charles Esters III, OLB	-	0/0	1/0	12/3	9/9	-/-	22/12
Skyler Gill-Howard, DL	-	*4/0	*0/0	*13/0	*12/1	-/-	29/1
Tarrion Grant, CB	-	-	-	-	*11/3	-/-	11/3
Mitch Griffis, QB	*4/0	*4/0	*6/1	*9/9	*0/0	-/-	23/10
Will Hammond, QB	-	-	-	-	*4/1	-/-	4/1
Romello Height, OLB	*1/0	*9/0	*2/2	*12/0	*12/12	-/-	36/14
A.J. Holmes Jr., DL	-	-	*5/1	*12/3	*12/12	-/-	29/16
Maurion Horn, DB	-	-	-	10/0	13/13	-/-	23/13
Micah Hudson, WR	-	-	-	-	8/1	-/-	8/1
Lee Hunter, DL	-	*0/0	*13/0	*13/13	*12/10	-/-	38/23
Will Jados, OL	-	*0/0	*12/12	*14/14	*13/13	-/-	39/39

PLAYER	2020	2021	2022	2023	2024	2025	TOTAL
Brenden Jordan, DB	-	-	-	13/5	13/2	-/-	26/7
Chapman Lewis, DB	-	-	-	12/0	11/11	-/-	23/11
A.J. McCarty, DB	*3/0	*13/0	*13/2	1/0	13/11	-/-	43/13
JohnCarlos Miller II, TE	-	*4/0	*11/11	*10/10	13/0	-/-	38/21
Behren Morton, QB	-	2/0	9/4	10/8	12/12	-/-	33/24
Brice Pollock, CB	-	-	-	*11/3	*12/12	-/-	23/15
Jacob Ponton, OL	-	-	-	-	4/1	-/-	4/1
Bryce Ramirez, LB	0/0	7/0	2/1	11/2	7/0	-/-	27/3
Brayton Rigbsy, DL	-	-	-	1/0	12/1	-/-	13/1
Ben Roberts, LB	-	-	2/0	13/12	13/13	-/-	28/25
Jacob Rodriguez, LB	-	*12/0	12/0	5/4	13/13	-/-	42/17
Howard Sampson, OL	-	-	*2/0	*2/0	*12/12	-/-	16/12
Vinny Sciury, OL	*1/0	*11/6	*14/14	*13/13	2/2	-/-	41/35
Macho Stevenson, DB	-	-	-	0/0	12/3	-/-	12/3
Terrell Tilmon, OLB	-	*14/0	*1/0	13/0	11/1	-/-	39/1
Reggie Virgil, WR	-	-	*11/1	*12/0	*13/11	-/-	36/12
Amier Washington, OLB	-	-	-	2/0	12/3	-/-	14/3
J'Koby Williams, RB	-	-	-	-	10/1	-/-	10/1
Sheridan Wilson, OL	-	-	-	2/0	13/13	-/-	15/13
Cole Wisniewski, S	*10/2	*15/2	*8/1	*14/14	*0/0	-/-	47/19
Hunter Zambrano, OL	*0/0	*9/6	*8/7	*11/11	*2/2	-/-	30/26

RED RAIDER NEWCOMERS

TRANSFERS (22)				
NO	PLAYER	POS	2025 GP/GS	LAST SCHOOL
0	Skyler Gill-Howard	DL	-/-	Northern Illinois
0	Quinten Joyner	RB	-/-	USC
1	Reggie Virgil	WR	-/-	Miami (OH)
2	Lee Hunter	DL	-/-	UCF
5	Cole Wisniewski	S	-/-	North Dakota State
7	Terrance Carter Jr.	TE	-/-	Louisiana
9	Romello Height	OLB	-/-	Georgia Tech
12	Mitch Griffis	QB	-/-	Wake Forest
14	Brice Pollock	CB	-/-	Mississippi State
18	Roy Alexander	WR	-/-	Incarinate Word
20	Dontae Balfour	CB	-/-	Charlotte
23	Tarrion Grant	CB	-/-	Purdue
27	Upton Bellenfant	K	-/-	Buffalo
27	Amier Boyd	CB	-/-	UTEP
31	David Bailey	OLB	-/-	Stanford
33	A.J. Holmes Jr.	DL	-/-	Houston
37	Ian Hershey	P/K	-/-	Arizona State
52	Cash Cleveland	OL	-/-	Colorado
57	Hunter Zambrano	OL	-/-	Illinois State
76	Will Jados	OL	-/-	Miami (OH)
79	Howard Sampson	OL	-/-	North Carolina
80	Kai Powell	WR	-/-	Trinity

TRUE FRESHMEN (20)				
NO	PLAYER	POS	2025 GP/GS	HOMETOWN (HS)
10	Lloyd Jones III	QB	-/-	Hitchcock, Texas (Hitchcock)
16	Holden Phillips	QB	-/-	Lubbock, Texas (Frenship)
17	Leyton Stone	WR	-/-	Lubbock, Texas (Frenship)
19	Quintaelyn Joyner	S	-/-	Austin, Texas (Bastrop)
21	Tristian Gentry	WR	-/-	Stephenville, Texas (Stephenville)
26	Deante Lindsay	CB	-/-	Ada, Okla. (Ada)
28	Braylan McDonald	S	-/-	Terrell, Texas (Lancaster)
35	Michael Henderson III	S	-/-	Dallas, Texas (Wylie East)
45	Brock Golwas	LB	-/-	Flower Mound, Texas (Marcus)
50	Patrick McMath	OL	-/-	Katy, Texas (Katy)
61	Connor Carty	OL	-/-	Prosper, Texas (Prosper)
68	Ren Brown	OL	-/-	Stanton, Neb. (Stanton)
73	Danilo Guberinich	OL	-/-	Ann Arbor, Mich. (Detroit Catholic Central)
75	Garin Maley	OL	-/-	La Vista, Neb. (Papillion-La Vista)
77	Elias Gillen	OL	-/-	Rapid City, S.D. (Stevens)
84	Michael Dever	WR	-/-	Lubbock, Texas (Lubbock Cooper)
85	Bryson Jones	WR	-/-	Frisco, Texas (Lone Star)
86	Sean Robinson	TE	-/-	Greenbrae, Calif. (Cibola Steele)
87	Preztynn Harrison	WR	-/-	Mineral Wells, Texas (Mineral Wells)
93	Dylan Singleton	DL	-/-	New Iberia, La. (Loreauville)



CAREER STAT NOTABLES

OFFENSE | RECEIVING

CAREER 100+ RECEIVING YARD GAMES

Roy Alexander (6)

Date	Rec. Yards	Opponent
Nov. 9, 2024	163*	Lamar
Oct. 30, 2021	162*	at Towson
Sept. 7, 2024	128*	at South Dakota State
Sept. 17, 2022	127*	at Fordham
Sept. 14, 2024	117*	at Southern Illinois
Sept. 4, 2021	113*	at North Dakota State

Caleb Douglas (4)

Date	Rec. Yards	Opponent
Oct. 26, 2024	140	at TCU
Oct. 5, 2024	116	at Arizona
Dec. 27, 2024	115	vs. Arkansas
Nov. 23, 2024	102	at Oklahoma State

Coy Eakin (2)

Date	Rec. Yards	Opponent
Dec. 16, 2023	106	California
Oct. 14, 2023	102	Kansas State

JohnCarlos Miller II (1)

Date	Rec. Yards	Opponent
Nov. 4, 2023	101*	at Delaware

Reggie Virgil (3)

Date	Rec. Yards	Opponent
Oct. 12, 2024	113*	at Eastern Michigan
Nov. 19, 2024	107*	Northern Illinois
Nov. 5, 2024	101*	at Ball State

\* indicates mark set at a previous school

CAREER GAMES WITH A RECEIVING TD

Player	'21	'22	'23	'24	'25	Career
Alexander, Roy	*3	*2	*1	*9	--	15
Miller II, JohnCarlos	--	*3	*4	3	--	10
Virgil, Reggie	--	--	*1	*8	--	9
Douglas, Caleb	--	*2	*1	4	--	7
Eakin, Coy	--	0	2	5	--	7
Morgan, Price	--	*0	*6	0	--	6
Dickey, Cameron	--	--	--	1	--	1
Williams, J'Koby	--	--	--	1	--	1

\* indicates mark set at a previous school

CAREER GAMES WITH MULTIPLE RECEIVING TDs

Player	'21	'22	'23	'24	'25	Career
Alexander, Roy	*0	*0	*1	*2	--	3
Eakin, Coy	--	0	0	2	--	2
Virgil, Reggie	--	*0	*0	*1	--	1
Douglas, Caleb	--	*0	*0	1	--	1

OFFENSE | PASSING

CAREER 300+ YARD PASSING GAMES

Behren Morton (6)

Date	Pass Yards	Opponent
Nov. 23, 2024	401	at Oklahoma State
Oct. 8, 2022	379	at Oklahoma State
Aug. 31, 2024	378	Abilene Christian
Nov. 30, 2024	359	West Virginia
Oct. 22, 2022	325	West Virginia
Sept. 7, 2024	323	at Washington State

Mitch Griffis (2)

Date	Pass Yards	Opponent
Aug. 31, 2023	329*	Elon
Sept. 16, 2023	312*	at Old Dominion

GAMES WITH MULTIPLE PASSING TDs

Player	'21	'22	'23	'24	'25	Career
Morton, Behren	-	2	6	9	-	17
Griffis, Mitch	*0	*1	*3	*0	-	4

GAMES WITH THREE OR MORE PASSING TDs

Player	'21	'22	'23	'24	'25	Career
Morton, Behren	-	-	2	4	-	6
Griffis, Mitch	*0	*1	*2	*0	-	3

OFFENSE | RUSHING

CAREER 100+ RUSHING YARD GAMES

J'Koby Williams (1)

Date	Rush Yards	Opponent
Dec. 27, 2024	123	vs. Arkansas

GAMES WITH A RUSHING TD

Player	'21	'22	'23	'24	'25	Career
Morton, Behren	--	2	4	1	--	7
Joyner, Quinten	--	--	*1	*2	--	3
Williams, J'Koby	--	--	--	2	--	2
Hammond, Will	--	--	--	1	--	1
Dickey, Cameron	--	--	--	1	--	1

\* Indicates games played prior to arrival at Texas Tech

GAMES WITH MULTIPLE RUSHING TDs

Player	'21	'22	'23	'24	'25	Career
Joyner, Quinten	--	--	*0	*1	--	1

DEFENSE | TACKLES

CAREER 10+ TACKLE GAMES

Ben Roberts (8)

Date	Tackles	Opponent
Nov. 24, 2023	13	at Texas
Sept. 9, 2023	12	Oregon
Sept. 28, 2024	12	Cincinnati
Sept. 23, 2023	11	at West Virginia
Sept. 21, 2024	11	Arizona State
Oct. 14, 2023	11	Kansas State
Sept. 30, 2023	10	Houston
Oct. 21, 2023	10	at BYU

Jacob Rodriguez (8)

Date	Tackles	Opponent
Nov. 9, 2024	17	Colorado
Aug. 31, 2024	13	Abilene Christian
Oct. 5, 2024	13	at Arizona
Nov. 2, 2024	13	at Iowa State
Nov. 18, 2023	12	UCF
Oct. 19, 2024	12	Baylor
Nov. 23, 2024	12	at Oklahoma State
Sept. 28, 2024	11	Cincinnati

Maurion Horn (2)

Date	Tackles	Opponent
Aug. 31, 2024	11	Abilene Christian
Oct. 5, 2024	10	at Arizona

David Bailey (1)

Date	Tackles	Opponent
Oct. 29, 2022	*10	at UCLA

Cole Wisniewski (4)

Date	Tackles	Opponent
Dec. 16, 2023	*11	at Montana
Nov. 4, 2023	*11	at South Dakota State
Sept. 2, 2023	*11	vs. Eastern Washington
April 24, 2021	*10	vs. Eastern Washington

18 ROY  
ALEXANDER

WR | Sr. | 5th Yr. (1st at Tech) | Fort Myers, Fla. | Riverdale HS

Follow on Social Media

X: @SaucyAlexander1 | IG: roy1sauc alexander

PARTICIPATION	2021*	2022*	2023*	2024*	2025	CAREER
GP/GS	10/5	11/11	6/2	14/13	-/-	41/31

\* at UAlbany | \* at Incarnate Word

CAREER STATS

RECEIVING	G	Rec	Yds	TD	Lg	Rec/G	Avg/C	Avg/G
2021 (UAA)	10	37	560	3	-	3.7	15.1	56.0
2022 (UAA)	11	47	610	2	-	4.3	13.0	55.5
2023 (UAA)	6	18	144	2	-	3.0	8.0	24.0
2024 (UUC)	14	100	1,108	13	56	7.1	11.9	79.1
2025 (TTU)	-	-	-	-	-	-	-	-
Totals	38	202	780	20	-	1.6	12.0	59.1

2025 GAME-BY-GAME

Opponent	GS	Rec	Yds	TD	Avg	LG	Rush	Yds	TD
Arkansas-Pine Bluff									
Kent State									
Oregon State									
at Utah									
at Houston									
Kansas									
at Arizona State									
Oklahoma State									
at Kansas State									
BYU									
UCF									
at West Virginia									
Totals		0	0	0	0.0	0	0	0	0

2024 GAME-BY-GAME (@ INCARNATE WORD)

Opponent	GS	Rec	Yds	TD	Avg	LG	Rush	Yds	TD
Northern Colorado	*	6	64	0	10.7	17	0	0	0
at South Dakota State	*	9	128	1	14.2	35	0	0	0
at Southern Illinois	*	10	117	0	11.7	27	0	0	0
Northern Arizona	*	5	76	1	15.2	32	2	19	1
Prairie View	*	5	28	1	5.6	14	1	-1	0
Nicholls	*	7	49	0	7.0	21	0	0	0
McNeese		3	42	0	14.0	19	0	0	0
at Southeastern Louisiana	*	5	57	1	11.4	36	0	0	0
Houston Christian	*	7	89	3	12.7	26	0	0	0
Lamar	*	8	163	3	20.4	56	0	19	0
at SFA	*	6	69	1	11.5	28	1	13	0
at East Texas A&M	*	7	65	0	9.3	18	2	15	0
Villanova	*	9	69	1	7.7	17	1	-3	0
at South Dakota State	*	13	92	1	7.1	15	0	0	0
Totals		100	1,108	13	79.1	56	7	62	2

31 DAVID  
BAILEY

OLB | Sr. | 4th Yr. (1st at Tech) | Irvine, Calif. | Mater Dei HS

Follow on Social Media

X: @bailey\_david23 | IG: bailey.david

PARTICIPATION	2022*	2023*	2024*	2025	CAREER
GP/GS	11/9	10/5	12/2	-/-	33/16

\* at Stanford

CAREER STATS

TACKLES	GP	UA	A	Total	TFL	Yds	PD	FF	FR	Blkd	QBH
2022 (STAND)	11	29	17	43	8.5	43	0	2	0	-	3
2023 (STAND)	10	22	12	34	6.0	29	0	0	0	-	2
2024 (STAND)	12	22	9	31	8.0	48	1	5	0	-	8
2025 (TTU)	-	-	-	-	-	-	-	-	-	-	-
Totals	33	73	38	111	22.5	120	1	7	0	-	13

SACKS	G	UA	A	Total	Yds
2022 (STAND)	11	2	1	2.5	14
2023 (STAND)	10	5	0	5.0	24
2024 (STAND)	12	7	0	7.0	47
2025 (TTU)	-	-	-	-	-
Totals	33	14	1	14.5	85

2025 GAME-BY-GAME STATS

Opponent	GS	UA	A	TOT	SACKS-YDS	TFL-YDS	FF	FR	INT	QBH
Ark-Pine Bluff	0	0	0	0	0.0-0	0.0-0	0	0	0	0
Kent State	0	0	0	0	0.0-0	0.0-0	0	0	0	0
Oregon State	0	0	0	0	0.0-0	0.0-0	0	0	0	0
at Utah	0	0	0	0	0.0-0	0.0-0	0	0	0	0
at Houston	0	0	0	0	0.0-0	0.0-0	0	0	0	0
Kansas	0	0	0	0	0.0-0	0.0-0	0	0	0	0
at Arizona State	0	0	0	0	0.0-0	0.0-0	0	0	0	0
Oklahoma State	0	0	0	0	0.0-0	0.0-0	0	0	0	0
at Kansas State	0	0	0	0	0.0-0	0.0-0	0	0	0	0
BYU	0	0	0	0	0.0-0	0.0-0	0	0	0	0
UCF	0	0	0	0	0.0-0	0.0-0	0	0	0	0
at West Virginia	0	0	0	0	0.0-0	0.0-0	0	0	0	0
Totals	0	0	0	0	0.0-0	0.0-0	0	0	0	0

2024 GAME-BY-GAME STATS (@ STANFORD)

Opponent	GS	UA	A	TOT	SACKS-YDS	TFL-YDS	FF	FR	INT	QBH
TCU	*	2	0	2	0.0-0	0.0-0	1	0	0	0
Cal Poly	*	0	2	2	0.0-0	1.0-1	0	0	0	0
at Syracuse	4	0	4	2.0-17	2.0-17	1	0	0	0	0
at Clemson	0	0	0	0	0.0-0	0.0-0	0	0	0	1
Virginia Tech	0	0	0	0	0.0-0	0.0-0	0	0	0	0
at Notre Dame	3	0	3	1.0-5	1.0-5	0	0	0	0	0
SMU	3	3	6	1.0-6	1.0-6	0	0	0	1	1
Wake Forest	1	1	2	0.0-0	0.0-0	0	0	0	0	0
at NC State	4	1	5	2.0-9	2.0-9	2	0	0	1	1
Louisville	4	2	6	0.0-0	0.0-0	0	0	0	3	3
at California	0	0	0	0	0.0-0	0.0-0	0	0	0	0
at San Jose St.	1	0	1	1.0-10	1.0-10	1	0	0	2	2
Totals	22	9	31	7.0-47	8.0-48	5	0	0	8	8

2023 GAME-BY-GAME STATS (@ STANFORD)

Opponent	GS	UA	A	TOT	SACKS-YDS	TFL-YDS	FF	FR	INT	QBH
at Hawai'i	*	6	0	6	3.0-20	4.0-25	0	0	0	1
at USC	*	3	0	3	0.0-0	0.0-0	0	0	0	0
Sacramento State	1	1	2	0.0-0	0.0-0	0	0	0	0	0
Arizona	*	2	3	5	1.0-1	1.0-1	0	0	0	1
Oregon	2	1	3	0.0-0	0.0-0	0	0	0	0	0
at Colorado	*	1	1	2	0.0-0	0.0-0	0	0	0	0
UCLA	1	2	3	1.0-3	1.0-3	0	0	0	0	0
Washington	DNP									
at Washington St.	DNP									
at Oregon State	1	0	1	0.0-0	0.0-0	0	0	0	0	0
California	4	1	5	0.0-0	0.0-0	0	0	0	0	0
Notre Dame	*	1	3	4	0.0-0	0.0-0	0	0	0	0
Totals	22	12	34	5.0-24	6.0-29	0	0	0	2	2

2022 GAME-BY-GAME STATS (@ STANFORD)

Opponent	GS	UA	A	TOT	SACKS-YDS	TFL-YDS	FF	FR	INT	QBH
Colgate	*	0	2	2	0.0-0	0.0-0	0	0	0	0
USC	*	4	5	9	1.5-6	1.5-6	0	0	0	0
at Washington	*	1	0	1	0.0-0	0.0-0	0	0	0	0
at Oregon	*	6	0	6	0.0-0	1.0-1	0	0	0	0
Oregon State	*	3	1	4	0.0-0	2.0-5	0	0	0	1
at Notre Dame	DNP									
Arizona State	DNP									
at UCLA	*	8	2	10	1.0-8	2.0-11	1	0	0	0
Washington St.	*	5	4	9	0.0-0	2.0-20	1	0	0	1
at Utah	*	1	1	2	0.0-0	0.0-0	0	0	0	0
at California	1	0	1	0.0-0	0.0-0	0	0	0	1	1
BYU	0	2	2	0.0-0	0.0-0	0	0	0	0	0
Totals	29	17	43	2.5-14	8.5-43	2	0	0	3	3





20 DONTAE BALFOUR

CB | Sr. | 5th Yr. (1st at Tech) | Starke, Fla. | Bradford HS

Follow on Social Media

X: @BalfourDontae | IG: donnieuno

PARTICIPATION	2021*	2022*	2023*	2024*	2025	CAREER
GP/GS	2/0	4/0	11/11	12/12	-/-	29/23

\* at North Carolina | \* at Charlotte

CAREER STATS

TACKLES	GP	UA	A	Total	TFL	Yds	PD	FF	FR	INT	QBH
2021 (UNC)	2	0	0	0	0.0	0	0	0	0	0	0
2022 (UNC)	4	5	1	6	0.0	0	0	0	0	0	0
2023 (CHAR)	11	34	20	54	1.0	7	11	2	0	1	0
2024 (CHAR)	12	36	13	49	2.5	5	11	0	0	2	0
2025 (TTU)	-	-	-	-	-	-	-	-	-	-	-
Totals	29	75	34	109	3.5	12	22	2	0	3	0

INTERCEPTIONS

GP	No	Yds	TD	LG
2021 (UNC)	2	0	0	0
2022 (UNC)	4	0	0	0
2023 (CHAR)	11	1	0	0
2024 (CHAR)	12	2	1	0
2025 (TTU)	-	-	-	-
Totals	29	3	1	0

2025 GAME-BY-GAME STATS

Opponent	GS	UA	A	TOT	TFL-YDS	INT-YDS	FF	FR	PBU
Ark.-Pine Bluff									
Kent State									
Oregon State									
at Utah									
at Houston									
Kansas									
at Arizona State									
Oklahoma State									
at Kansas State									
BYU									
UCF									
at West Virginia									
Totals	0	0	0	0	0.0-0	0-0	0	0	0

2024 GAME-BY-GAME STATS (@ CHARLOTTE)

Opponent	GS	UA	A	TOT	TFL-YDS	INT-YDS	FF	FR	PBU
James Madison	*	1	3	4	0.5-2	1-0	0	0	1
at North Carolina	*	1	0	1	0.0-0	0-0	0	0	0
Gardner-Webb	*	4	0	4	0.0-0	0-0	0	0	0
at Indiana	*	4	1	5	0.0-0	0-0	0	0	1
at Rice	*	6	1	7	1.5-2	0-0	0	0	3
East Carolina	*	2	0	2	0.0-0	0-0	0	0	0
at Navy	*	1	1	2	0.5-1	0-0	0	0	0
at Memphis	*	2	1	3	0.0-0	1-1	0	0	2
Tulane	*	2	2	4	0.0-0	0-0	0	0	0
South Florida	*	3	1	4	0.0-0	0-0	0	0	0
at Florida Atl.	*	2	2	4	0.0-0	0-0	0	0	2
UAB	*	8	1	9	0.0-0	0-0	0	0	2
Totals		36	13	49	2.5-5	2-1	0	0	11

2023 GAME-BY-GAME STATS (@ CHARLOTTE)

Opponent	GS	UA	A	TOT	TFL-YDS	INT-YDS	FF	FR	PBU
South Carolina St.	*	2	1	3	0.0-0	0-0	0	0	0
at Maryland	*	1	3	4	0.0-0	0-0	0	0	0
Georgia State	*	6	1	7	0.0-0	0-0	0	0	1
at Florida	*	6	2	8	0.0-0	0-0	1	0	0
at SMU	*	3	0	3	0.0-0	0-0	0	0	2
Navy	*	3	3	6	0.0-0	0-0	0	0	0
at East Carolina	*	1	0	1	0.0-0	0-0	0	0	0
Florida Atl.	DNP								
at Tulsa	*	1	2	3	0.0-0	1-0	0	0	3
Memphis	*	4	5	9	1.0-7	0-0	1	0	4
Rice	*	2	1	3	0.0-0	0-0	0	0	0
at South Florida	*	5	2	7	0.0-0	0-0	0	0	1
Totals		34	20	54	1.0-7	1-0	2	0	11

27 UPTON BELLENFANT

WR | Sr. | 4th Yr. (1st at Tech) | Murfreesboro, Tenn. | Stewarts Creek HS

Follow on Social Media

X: @ubellenfant25 | IG: ubell00

PARTICIPATION	2022*	2023*	2024*	2025	CAREER
GP/GS	0/0	0/0	13/0	-/-	13/0

\* at Alabama | \* at Buffalo

FGs (Dis.)	FGM-FGA	01-19	20-29	30-39	40-49	50-59	60+
2024 (BUF)	18-21	0-0	4-4	6-7	7-8	1-2	0-0
2025 (TTU)	-	-	-	-	-	-	-
Totals	18-21	0-0	4-4	6-7	7-8	1-2	0-0

SCORING

G	TD	Rush	Pass	Retn	PAT	2PAT	F6	Total	Avg/G
2024 (BUF)	13	0	0	0	31	0	18	85	6.5
2025 (TTU)	-	-	-	-	-	-	-	-	-
Totals	13	0	0	0	31	0	18	85	6.5

2025 GAME-BY-GAME F6 STATS | (Made), Missed, Blocked

Opponent	Att. 1	Att. 2	Att. 3	Att. 4	Att. 5	Totals	Long
Ark-Pine Bluff	-	-	-	-	-	0-of-0	-
Kent State	-	-	-	-	-	0-of-0	-
Oregon State	-	-	-	-	-	0-of-0	-
at Utah	-	-	-	-	-	0-of-0	-
at Houston	-	-	-	-	-	0-of-0	-
Kansas	-	-	-	-	-	0-of-0	-
at Arizona State	-	-	-	-	-	0-of-0	-
Oklahoma State	-	-	-	-	-	0-of-0	-
at Kansas State	-	-	-	-	-	0-of-0	-
BYU	-	-	-	-	-	0-of-0	-
UCF	-	-	-	-	-	0-of-0	-
at West Virginia	-	-	-	-	-	0-of-0	-
Totals						0-of-0	-

2024 GAME-BY-GAME F6 STATS (@ BUFFALO) | (Made), Missed, Blocked

Opponent	Att. 1	Att. 2	Att. 3	Att. 4	Att. 5	Totals	Long
Lafayette	-	-	-	-	-	0-of-0	-
at Missouri	-	-	-	-	-	0-of-0	-
UMass	(37)	(34)	-	-	-	2-of-2	37
at Northern Illinois	(42)	(42)	(37)	-	-	3-of-3	42
at UConn	(47)	-	-	-	-	1-of-1	47
Toledo	(33)	-	-	-	-	1-of-1	33
Western Michigan	(26)	(22)	-	-	-	2-of-2	26
at Ohio	47	(40)	-	-	-	1-of-2	40
at Akron	(33)	(36)	-	-	-	2-of-2	36
Ball State	(27)	-	-	-	-	1-of-1	27
at Eastern Michigan	55	-	-	-	-	0-of-1	-
Kent State	(42)	-	-	-	-	1-of-1	42
vs. Liberty	(52)	(43)	(20)	30	(45)	4-of-5	52
Totals						18-of-21	52

7 TERRANCE CARTER JR.

TE | Jr. | 4th Yr. (1st at Tech) | Killeen, Texas | Harker Heights HS

Follow on Social Media

X: @carterdagoat2 | IG: carterdagoat2

PARTICIPATION	2022*	2023*	2024*	2025	CAREER
GP/GS	1/0	12/2	13/13	-/-	26/15

\* at Louisiana

CAREER STATS

RECEIVING	G	Rec	Yds	TD	Lg	Rec/G	Avg/C	Avg/G
2022 (ULL)	1	0	0	0	0	0.0	0.0	0.0
2023 (ULL)	12	28	255	3	-	2.3	9.1	21.3
2024 (ULL)	13	48	689	4	-	3.7	14.4	53.0
2025 (TTU)	-	-	-	-	-	-	-	-
Totals	26	76	944	7	-	2.9	12.6	36.3

ALL PURPOSE	G	Rush	Rec	PR	KR	IR	Total	Avg/G
2022 (ULL)	1	0	0	0	0	0	0	0.0
2023 (ULL)	12	0	255	0	25	0	280	23.3
2024 (ULL)	13	0	689	0	0	0	689	53.0
2025 (TTU)	-	-	-	-	-	-	-	-
Totals	26	0	944	0	25	0	969	37.3

2025 GAME-BY-GAME

Opponent	GS	Rec	Yds	TD	Avg	LG	Rush	Yds	TD
Arkansas-Pine Bluff									
Kent State									
Oregon State									
at Utah									
at Houston									
Kansas									
at Arizona State									
Oklahoma State									
at Kansas State									
BYU									
UCF									
at West Virginia									
Totals		0	0	0	0.0	0	0	0	0

2024 GAME-BY-GAME (@ LOUISIANA)

Opponent	GS	Rec	Yds	TD	Avg	LG	Rush	Yds	TD
Grambling	*	3	35	1	11.7	15	0	0	0
at Kennesaw St.	*	3	17	0	5.7	7	0	0	0
Tulane	*	4	79	1	19.8	36	0	0	0
at Wake Forest	*	1	14	0	14.0	14	0	0	0
at Southern Miss.	*	7	64	0	9.1	21	0	0	0
Appalachian State	*	4	107	1	26.8	74	0	0	0
at Coastal Carolina	*	7	149	1	21.2	59	0	0	0
at Texas State	*	4	46	0	11.5	14	0	0	0
Arkansas State	*	3	47	0	15.7	25	0	0	0
South Alabama	*	5	41	0	8.2	17	0	0	0
Troy	*	5	63	0	12.6	27	0	0	0
at UL Monroe	*	2	27	0	13.5	20	0	0	0
Marshall	*	0	0	0	0.0	0	0	0	0
vs. TCU	DNP								
Totals		48	689	4	14.4	74	0	0	0

2023 GAME-BY-GAME (@ LOUISIANA)

Opponent	GS	Rec	Yds	TD	Avg	LG	Rush	Yds	TD
Northwestern State		2	42	0	21.0	35	0	0	0
at Old Dominion		0	0	0	0.0	0	0	0	0
at UAB		2	22	1	11.0	11	0	0	0
Buffalo		1	16	0	16.0	16	0	0	0
at Minnesota		1	5	0	5.0	5	0	0	0
Texas State	DNP								
Georgia State	*	4	20	1	5.0	8	0	0	0
at South Alabama		3	36	0	12.0	18	0	0	0
at Arkansas State	*	5	17	0	3.4	7	0	0	0
Southern Miss.		3	26	0	8.7	15	0	0	0
at Troy		1	4	1	4.0	4	0	0	0
UL Monroe		3	37	0	12.3	18	0	0	0
vs. Jacksonville State		3	30	0	10.0	20	0	0	0
Totals		28	255	3	9.1	35	0	0	0

8 CAMERON DICKEY

RB | So. | 2nd Yr. | Austin, Texas | Crockett HS

Follow on Social Media

X: @CameronDickey5 | IG: cam.dickey1

PARTICIPATION	2024	2025	CAREER
GP/GS	12/0	-/-	12/0

CAREER STATS

RUSHING	G	Att	Yds	TD	Lg	Avg/C	Avg/G
2024	12	41	225	1	37	-	-
2025	-	-	-	-	-	-	-
Totals	12	41	225	1	37	-	-

2025 GAME-BY-GAME

Opponent	GS	Rush	Yds	TD	LG	Rec	Yds	TD	LG
Ark-Pine Bluff									
Kent State									
Oregon State									
at Utah									
at Houston									
Kansas									
at Arizona State									
Oklahoma State									
at Kansas State									
BYU									
UCF									
at West Virginia									
Totals		0	0	0	0	0	0	0	0

2024 GAME-BY-GAME

Opponent	GS	Rush	Yds	TD	LG	Rec	Yds	TD	LG
Abilene Christian		1	5	0	5	0	0	0	0
at Washington State		7	25	0	12	5	34	1	12
North Texas		10	75	1	37	2	8	0	6
Arizona State		3	24	0	16	0	0	0	0
Cincinnati		0	0	0	0	0	0	0	0
at Arizona		1	1	0	1	0	0	0	0
Baylor		4	21	0	10	1	0	0	0
at TCU		0	0	0	0	0	0	0	0
at Iowa State		0	0	0	0	0	0	0	0
Colorado		0	0	0	0	0	0	0	0
at Oklahoma State		0	0	0	0	0	0	0	0
West Virginia	DNP								
vs. Arkansas		15	74	0	15	1	5	0	5
Totals		41	225	1	37	9	0	1	0



5 CALEB DOUGLAS

WR | Sr. | 4th Yr. (2nd at Tech) | Missouri City, Texas | Hightower HS

Follow on Social Media

X: @Caeedeezy | IG: cddouglas...

PARTICIPATION	2022*	2023*	2024	2025	CAREER
GP/GS	8/2	5/5	13/13	-/-	26/20

\* at Florida

CAREER STATS

RECEIVING	G	Rec	Yds	TD	Lg	Rec/G	Avg/C	Avg/G
2022 (UF)	8	10	175	2	62	1.3	17.5	21.9
2023 (UF)	5	11	133	1	34	2.2	12.1	26.6
2024 (TTU)	13	60	877	6	57	4.6	14.6	67.5
2025 (TTU)	-	-	-	-	-	-	-	-
Totals	26	81	1,185	9	62	3.1	14.6	45.6

2025 GAME-BY-GAME

Opponent	GS	Rec	Yds	TD	Avg	LG	Rush	Yds	TD
Arkansas-Pine Bluff									
Kent State									
Oregon State									
at Utah									
at Houston									
Kansas									
at Arizona State									
Oklahoma State									
at Kansas State									
BYU									
UCF									
at West Virginia									
Totals		0	0	0	0.0	0	0	0	0

2024 GAME-BY-GAME

Opponent	GS	Rec	Yds	TD	Avg	LG	Rush	Yds	TD
Abilene Christian	*	4	42	1	10.5	14	0	0	0
at Washington St.	*	4	71	0	17.8	42	0	0	0
North Texas	*	2	24	0	12.0	17	0	0	0
Arizona State	*	5	63	0	12.6	21	0	0	0
Cincinnati	*	1	4	0	4.0	4	0	0	0
at Arizona	*	5	116	0	23.2	57	0	0	0
Baylor	*	9	99	3	11.0	20	0	0	0
at TCU	*	9	140	0	15.6	44	0	0	0
at Iowa State	*	5	35	0	7.0	14	0	0	0
Colorado	*	3	16	0	5.3	9	0	0	0
at Oklahoma St.	*	5	102	1	20.4	34	0	0	0
West Virginia	*	3	50	1	16.7	31	0	0	0
vs. Arkansas	*	5	115	0	23.0	47	0	0	0
Totals		60	877	6	14.6	57	0	0	0

2023 GAME-BY-GAME (@ FLORIDA)

Opponent	GS	Rec	Yds	TD	Avg	LG	Rush	Yds	TD
at Utah	*	4	42	1	0.0	19	0	0	0
McNeese	*	0	0	0	0.0	0	0	0	0
Tennessee	*	2	20	0	0.0	12	0	0	0
Charlotte	*	4	37	0	0.0	21	0	0	0
at Kentucky	*	1	34	0	0.0	34	0	0	0
Vanderbilt	DNP								
at South Carolina	DNP								
vs. Georgia	DNP								
Arkansas	DNP								
at LSU	DNP								
at Missouri	DNP								
Florida State	DNP								
Totals		11	133	1	0.0	34	0	0	0

2022 GAME-BY-GAME (@ FLORIDA)

Opponent	GS	Rec	Yds	TD	Avg	LG	Rush	Yds	TD
Utah	DNP								
Kentucky	DNP								
South Florida	DNP								
at Tennessee	DNP								
Eastern Washington		1	62	1	0.0	62	0	0	0
Missouri	DNP								
LSU		0	0	0	0.0	0	0	0	0
vs. Georgia		0	0	0	0.0	0	0	0	0
at Texas A&M		3	25	1	0.0	12	0	0	0
South Carolina	*	3	53	0	0.0	27	0	0	0
at Vanderbilt		1	10	0	0.0	10	0	0	0
at Florida State	*	0	0	0	0.0	0	0	0	0
vs. Oregon State		2	25	0	0.0	15	0	0	0
Totals		10	175	2	0.0	62	0	0	0

8 COY EAKIN

WR | Jr. | 4th Yr. | Stephenville, Texas | Stephenville HS

Follow on Social Media

X: @CoyEakin | IG: coy\_eakin

PARTICIPATION	2022	2023	2024	2025	CAREER
GP/GS	4/0	10/7	13/12	-/-	27/19

CAREER STATS

RECEIVING	G	Rec	Yds	TD	Lg	Rec/G	Avg/C	Avg/G
2022	4	0	0	0	0	0.0	0.0	0.0
2023	10	36	416	2	43	3.6	11.6	41.6
2024	13	49	652	7	70	3.8	13.3	50.2
2025	-	-	-	-	-	-	-	-
Totals	27	85	1,068	9	70	3.1	12.6	39.6

2025 GAME-BY-GAME

Opponent	GS	Rec	Yds	TD	Avg	LG	Rush	Yds	TD
Arkansas-Pine Bluff									
Kent State									
Oregon State									
at Utah									
at Houston									
Kansas									
at Arizona State									
Oklahoma State									
at Kansas State									
BYU									
UCF									
at West Virginia									
Totals		0	0	0	0.0	0	0	0	0

2024 GAME-BY-GAME

Opponent	GS	Rec	Yds	TD	Avg	LG	Rush	Yds	TD
Abilene Christian	*	5	76	2	15.2	35	0	0	0
at Washington St.	*	5	54	0	10.8	19	0	0	0
North Texas	*	1	70	1	70.0	70	0	0	0
Arizona State	*	3	29	0	9.7	16	0	0	0
Cincinnati	*	3	78	2	26.0	49	0	0	0
at Arizona	*	2	12	0	6.0	6	0	0	0
Baylor	*	3	20	0	6.6	11	0	0	0
at TCU		4	56	1	14.0	29	0	0	0
at Iowa State	*	2	32	0	16.0	25	0	0	0
Colorado	*	4	40	0	10.0	27	0	0	0
at Oklahoma St.	*	7	90	0	12.8	21	0	0	0
West Virginia	*	6	48	0	8.0	17	0	0	0
vs. Arkansas	*	4	47	1	11.8	18	0	0	0
Totals		49	652	7	13.3	70	0	0	0

2023 GAME-BY-GAME

Opponent	GS	Rec	Yds	TD	Avg	LG	Rush	Yds	TD
at Wyoming	DNP-injured								
Oregon	DNP-injured								
Tarleton State	DNP-injured								
at West Virginia		1	9	0	9.0	9	0	0	0
Houston	*	0	0	0	0	0	0	0	0
at Baylor	*	2	20	1	10.0	13	0	0	0
Kansas State	*	5	102	0	20.4	43	0	0	0
at BYU	*	2	4	0	2.0	3	1	-1	0
TCU		8	78	0	9.8	30	0	0	0
at Kansas	*	3	29	0	9.7	11	0	0	0
UCF	*	4	41	0	10.3	22	0	0	0
at Texas		4	27	0	6.8	13	0	0	0
vs. California	*	7	106	1	15.1	27	0	0	0
Totals		36	416	2	11.6	43	1	-1	0

2022 GAME-BY-GAME

Opponent	GS	Rec	Yds	TD	Avg	LG	Rush	Yds	TD
Murray State	DNP								
Houston	DNP								
at NC State	DNP								
Texas	DNP								
at Kansas State	DNP								
at Oklahoma State	DNP								
West Virginia		0	0	0	0	0	0	0	0
Baylor	DNP								
at TCU	DNP								
Kansas		0	0	0	0	0	0	0	0
at Iowa State		0	0	0	0	0	0	0	0
Oklahoma	DNP								
vs. Ole Miss		0	0	0	0	0	0	0	0
Totals		0	0	0	0	0	0	0	0



11 CHARLES  
ESTERS III

OLB | Sr. | 5th Yr. | Cedar Hill, Texas | Cedar Hill HS

Follow on Social Media

X: @CharlesEsters\_3 | IG: charlesesters3

PARTICIPATION	2021	2022	2023	2024	2025	CAREER
GP/GS	0/0	1/0	12/3	9/9	-/-	22/12

CAREER STATS

TACKLES	GP	UA	A	Total	TFL	Yds	PD	FF	FR	Blkd	QBH
2022	1	1	0	1	0.0	0	0	0	0	0	0
2023	12	7	19	26	4.5	22	1	1	0	0	2
2024	9	5	13	18	2.0	7	1	0	1	0	3
2025											
Totals	22	13	32	45	6.5	29	2	1	1	0	5

SACKS	G	UA	A	Total	Yds
2022	1	0	0	0.0	0
2023	12	2	2	3.0	21
2024	9	0	1	0.5	3
2025					
Totals	22	2	3	3.5	24

2025 GAME-BY-GAME STATS

Opponent	GS	UA	A	TOT	SACKS-YDS	TFL-YDS	FF	FR	INT	QBH
Ark-Pine Bluff										
Kent State										
Oregon State										
at Utah										
at Houston										
Kansas										
at Arizona State										
Oklahoma State										
at Kansas State										
BYU										
UCF										
at West Virginia										
Totals		0	0	0	0.0-0	0.0-0	0	0	0	0

2024 GAME-BY-GAME STATS

Opponent	GS	UA	A	TOT	SACKS-YDS	TFL-YDS	FF	FR	INT	QBH
Abilene Christian					DNP-injured					
at Washington St.					DNP-injured					
North Texas					DNP-injured					
Arizona State					DNP-injured					
Cincinnati	*	0	0	0	0.0-0	0.0-0	0	0	0	0
at Arizona	*	0	3	3	0.0-0	0.0-0	0	0	0	0
Baylor	*	0	1	1	0.0-0	0.0-0	0	0	0	0
at TCU	*	1	2	3	0.5-3	0.5-3	0	0	0	0
at Iowa State	*	2	2	4	0.0-0	1.5-4	0	0	0	0
Colorado		2	3	5	0.0-0	0.0-0	0	0	0	2
at Oklahoma St.		0	1	1	0.0-0	0.0-0	0	0	0	0
West Virginia	*	0	1	1	0.0-0	0.0-0	0	0	0	1
vs. Arkansas	*	0	0	0	0.0-0	0.0-0	0	1	0	0
Totals		5	13	18	0.5-3	2.0-7	0	1	0	3

2023 GAME-BY-GAME STATS

Opponent	GS	UA	A	TOT	SACKS-YDS	TFL-YDS	FF	FR	INT	QBH
at Wyoming		0	0	0	0.0-0	0.0-0	0	0	0	0
Oregon		2	5	7	0.0-0	0.0-0	0	0	0	0
Tarleton State		0	0	0	0.0-0	0.0-0	0	0	0	0
at West Virginia		0	0	0	0.0-0	0.0-0	0	0	0	0
Houston		1	1	2	0.0-0	0.0-0	0	0	0	0
at Baylor		1	3	4	2.0-17	2.0-17	1	0	0	0
Kansas State	*	1	1	2	0.0-0	0.0-0	0	0	0	0
at BYU					DNP-injured					
TCU		0	1	1	0.0-0	0.0-0	0	0	0	0
at Kansas	*	0	1	1	0.0-0	0.0-0	0	0	0	1
UCF		0	1	1	0.0-0	0.0-0	0	0	0	0
at Texas		1	3	4	1.0-4	1.0-4	0	0	0	1
vs. California	*	1	3	4	0.0-0	1.5-1	0	0	0	0
Totals		7	19	26	3.0-21	4.5-22	1	0	0	2

0 SKYLER  
GILL-HOWARD

DL | Sr. | 5th Yr. (1st at Tech) | Milwaukee, Wisconsin | Greenfield HS

Follow on Social Media

X: @SkylerHoward0 | IG: skylerhoward

PARTICIPATION	2021*	2022*	2023*	2024*	2025	CAREER
GP/GS	4/0	0/0	13/0	12/1	--/-	29/1

\* at Upper Iowa | \* at Northern Illinois

CAREER STATS

TACKLES	GP	UA	A	Total	TFL	Yds	PD	FF	FR	Blkd
2021 (UIO)	4	2	1	3	0.0	0	0	0	0	0
2022 (NIU)	0	0	0	0	0.0	0	0	0	0	0
2023 (NIU)	13	15	9	24	4.0	4	1	0	0	0
2024 (NIU)	12	27	24	51	8.0	35	0	0	0	0
2025 (TTU)										
Totals	29	44	34	78	12.0	39	1	0	0	0

SACKS	G	UA	A	Total	Yds
2021 (UIO)	4	0	0	0.0	0
2022 (NIU)	0	0	0	0.0	0
2023 (NIU)	13	1	0	1.0	1
2024 (NIU)	12	4	2	5.0	30
2025 (TTU)					
Totals	12	5	2	6.0	31

2025 GAME-BY-GAME STATS

Opponent	GS	UA	A	TOT	SACKS-YDS	TFL-YDS	FF	FR	INT	QBH
Ark-Pine Bluff										
Kent State										
Oregon State										
at Utah										
at Houston										
Kansas										
at Arizona State										
Oklahoma State										
at Kansas State										
BYU										
UCF										
at West Virginia										
Totals		0	0	0	0.0-0	0.0-0	0	0	0	0

2024 GAME-BY-GAME STATS (@ NORTHERN ILLINOIS)

Opponent	GS	UA	A	TOT	SACKS-YDS	TFL-YDS	FF	FR	INT	QBH
Western Illinois	2	2	4		0.0-0	0.0-0	0	0	0	0
at Notre Dame	2	2	4		0.0-0	0.0-0	0	0	0	0
Buffalo	1	1	2		0.0-0	0.0-0	0	0	0	0
at NC State	1	2	3		0.0-0	0.5-0	0	0	0	1
UMass	2	2	4		0.0-0	0.0-0	0	0	0	1
at Bowling Green	5	2	7		2.0-14	3.0-16	0	0	0	0
Toledo	2	1	3		1.0-4	1.0-4	0	0	0	0
at Ball State	2	4	6		1.0-9	1.5-10	0	0	0	1
at W. Michigan	3	2	5		0.0-0	0.0-0	0	0	0	0
Akron	3	2	5		0.5-1	0.5-1	0	0	0	0
at Miami (OH)	2	2	4		0.0-0	1.0-2	0	0	0	1
C. Michigan	2	2	4		0.5-2	0.5-2	0	0	0	0
vs. Fresno State					DNP					
Totals	27	24	51		5.0-30	8.0-35	0	0	0	4



9 ROMELLO  
HEIGHT

OLB | Sr. | 6th Yr. (1st at Tech) | Dublin, Georgia | Dublin HS

Follow on Social Media

X: @height\_romello | IG: melloheight

PARTICIPATION	2020*	2021*	2022*	2023*	2024*	2025	CAREER
GP/GS	1/0	9/0	2/2	12/0	12/12	-/-	36/14

\* at Auburn | \* USC | \* Georgia Tech

CAREER STATS

TACKLES	GP	UA	A	Total	TFL	Yds	PD	FF	FR	Blkd	QBH
2020 (UA)	1	0	0	0	0.0	0	0	0	0	0	0
2021 (UA)	9	6	13	19	3.0	9	0	0	0	0	4
2022 (USC)	2	0	0	0	0.0	0	0	0	0	0	0
2023 (USC)	12	11	9	20	6.0	35	0	0	1	0	1
2024 (GT)	12	18	16	34	6.5	26	0	2	0	0	4
2025 (TTU)	-	-	-	-	-	-	-	-	-	-	-
Totals	36	35	38	73	15.5	70	0	2	1	0	9

SACKS	G	UA	A	Total	Yds
2020 (UA)	1	0	0	0.0	0
2021 (UA)	9	0	0	0.0	0
2022 (USC)	2	0	0	0.0	0
2023 (USC)	12	4	0	4.0	31
2024 (GT)	12	2	1	2.5	16
2025 (TTU)	-	-	-	-	-
Totals	36	6	1	6.5	47

2025 GAME-BY-GAME STATS

Opponent	GS	UA	A	TOT	SACKS-YDS	TFL-YDS	FF	FR	INT	QBH
Ark-Pine Bluff										
Kent State										
Oregon State										
at Utah										
at Houston										
Kansas										
at Arizona State										
Oklahoma State										
at Kansas State										
BYU										
UCF										
at West Virginia										
Totals	0	0	0	0	0.0-0	0.0-0	0	0	0	0

2024 GAME-BY-GAME STATS (@ GEORGIA TECH)

Opponent	GS	UA	A	TOT	SACKS-YDS	TFL-YDS	FF	FR	INT	QBH
vs. Florida State	*	2	1	3	0.0-0	1.0-3	0	0	0	0
Georgia State	*	1	3	4	0.0-0	0.5-1	0	0	0	0
at Syracuse	*	2	2	4	0.0-0	0.0-0	0	0	0	1
VMI	*	0	4	4	0.0-0	0.5-1	0	0	0	0
at Louisville	*	3	2	5	0.0-0	1.0-3	0	0	0	0
Duke	*	1	1	2	0.0-0	0.0-0	0	0	0	0
at North Carolina	*	3	0	3	0.0-0	1.0-2	0	0	0	1
vs. Notre Dame	*	1	1	2	0.0-0	0.0-0	0	0	0	0
at Virginia Tech	*	2	2	4	1.5-14	1.5-14	1	0	0	1
Miami	*	2	0	2	1.0-2	1.0-2	1	0	0	1
NC State	*	1	0	1	0.0-0	0.0-0	0	0	1	0
at Georgia	*	0	0	0	0.0-0	0.0-0	0	0	0	0
vs. Vanderbilt				DNP						
Totals		18	16	34	2.5-16	6.5-26	2	0	1	4

2023 GAME-BY-GAME STATS (@ USC)

Opponent	GS	UA	A	TOT	SACKS-YDS	TFL-YDS	FF	FR	INT	QBH
San Jose State	0	0	0	0	0.0-0	0.0-0	0	0	0	0
Nevada	0	2	2	0	0.0-0	0.0-0	0	0	0	0
Stanford	3	0	3	0	0.0-0	1.0-2	0	0	0	0
at Arizona State	4	1	5	2	2.0-12	2.0-12	0	1	0	0
at Colorado	2	0	2	1	1.0-7	1.0-7	0	0	0	1
Arizona	0	1	1	0	0.0-0	0.5-1	0	0	0	0
at Notre Dame	0	1	1	0	0.0-0	0.0-0	0	0	0	0
Utah	1	1	2	1	1.0-12	1.5-13	0	0	0	0
at California	0	1	1	0	0.0-0	0.0-0	0	0	0	0
Washington				DNP						
at Oregon	0	1	1	0	0.0-0	0.0-0	0	0	0	0
UCLA	1	0	1	0	0.0-0	0.0-0	0	0	0	0
vs. Louisville	0	1	1	0	0.0-0	0.0-0	0	0	0	0
Totals		11	9	20	4.0-31	6.0-35	0	1	0	1

4 MAURION  
HORN

CB | Jr. | 4th Yr. | Broken Arrow, Okla. | Broken Arrow HS

Follow on Social Media

X: @MaurionHorn | IG: maurion\_horn

PARTICIPATION	2022	2023	2024	2025	CAREER
GP/GS	0/0	10/0	13/13	-/-	23/13

CAREER STATS

TACKLES	GP	UA	A	Total	TFL	Yds	PD	FF	FR	Blkd	INT
2022	0	0	0	0	0.0	0	0	0	0	0	0
2023	10	3	1	4	0.0	0	0	0	0	0	0
2024	13	31	25	56	3.0	6	5	0	0	0	0
2025	-	-	-	-	-	-	-	-	-	-	-
TOTALS	23	34	26	60	3.0	6	5	0	0	0	0

2025 GAME-BY-GAME STATS

Opponent	GS	UA	A	TOT	TFL-YDS	INT-YDS	FF	FR	PBU
Ark-Pine Bluff									
Kent State									
Oregon State									
at Utah									
at Houston									
Kansas									
at Arizona State									
Oklahoma State									
at Kansas State									
BYU									
UCF									
at West Virginia									
Totals	0	0	0	0	0.0-0	0-0	0	0	0

2024 GAME-BY-GAME STATS

Opponent	GS	UA	A	TOT	TFL-YDS	INT-YDS	FF	FR	PBU
Abilene Christian	*	6	5	11	1.0-2	0-0	0	0	0
at Washington St.	*	0	0	0	0.0-0	0-0	0	0	0
North Texas	*	1	0	1	0.0-0	0-0	0	0	1
Arizona State	*	2	2	4	0.0-0	0-0	0	0	0
Cincinnati	*	3	2	5	0.0-0	0-0	0	0	0
at Arizona	*	6	4	10	1.0-1	0-0	0	0	0
Baylor	*	4	1	5	0.0-0	0-0	0	0	0
at TCU	*	0	1	1	0.0-0	0-0	0	0	0
at Iowa State	*	3	5	8	0.0-0	0-0	0	0	1
Colorado	*	1	0	1	0.0-0	0-0	0	0	1
at Oklahoma St.	*	2	1	3	0.0-0	0-0	0	0	2
West Virginia	*	3	2	5	1.0-3	0-0	0	0	0
vs. Arkansas	*	0	2	2	0.0-0	0-0	0	0	0
Totals		31	25	56	3.0-6	0-0	0	0	5

0 LEE  
HUNTER

DL | Sr. | 5th Yr. (1st at Tech) | Mobile, Ala. | Blount HS

Follow on Social Media

X: @The\_Fridge7 | IG: lee\_hunter7

PARTICIPATION	2021*	2022*	2023*	2024*	2025	CAREER
GP/GS	0/0	13/0	13/13	12/10	-/-	38/23

\* at Auburn | \* at UCF

CAREER STATS

TACKLES	GP	UA	A	Total	TFL	Yds	PD	FF	FR	Blkd	QBH
2022 (UCF)	13	9	8	17	1.0	7	0	0	0	0	1
2023 (UCF)	13	38	31	69	11.0	49	1	0	0	0	2
2024 (UCF)	12	19	26	45	9.5	24	0	0	0	0	6
2025 (TTU)	-	-	-	-	-	-	-	-	-	-	-
Totals	38	66	65	131	21.5	80	1	0	0	0	9

SACKS	GP	UA	A	Total	Yds
2022 (UCF)	13	1	0	1.0	7
2023 (UCF)	13	3	0	3.0	27
2024 (UCF)	12	1	0	1.0	5
2025 (TTU)	-	-	-	-	-
Totals	38	4	0	5.0	39

2025 GAME-BY-GAME STATS

Opponent	GS	UA	A	TOT	SACKS-YDS	TFL-YDS	FF	FR	INT	QBH
Ark.-Pine Bluff										
Kent State										
Oregon State										
at Utah										
at Houston										
Kansas										
at Arizona State										
Oklahoma State										
at Kansas State										
BYU										
UCF										
at West Virginia										
Totals	0	0	0	0	0.0-0	0.0-0	0	0	0	0

2024 GAME-BY-GAME STATS (@ UCF)

Opponent	GS	UA	A	TOT	SACKS-YDS	TFL-YDS	FF	FR	INT	QBH
New Hampshire	*	0	1	1	0.0-0	0.0-0	0	0	0	1
Sam Houston	*	3	0	3	0.0-0	1.0-1	0	0	0	0
at TCU		0	1	1	0.0-0	0.0-0	0	0	0	0
Colorado	*	1	4	5	0.0-0	0.5-5	0	0	0	0
at Florida	*	3	3	6	0.0-0	0.0-0	0	0	0	0
Cincinnati	*	1	2	3	0.0-0	0.5-1	0	0	0	0
at Iowa State	*	2	2	4	1.0-5	2.0-6	0	0	0	2
BYU		3	1	4	0.0-0	1.0-3	0	0	0	1
Arizona	*	1	3	4	0.0-0	0.5-2	0	0	0	0
at Arizona State	*	1	3	4	0.0-0	0.5-0	0	0	0	1
at West Virginia	*	1	4	5	0.0-0	1.0-1	0	0	0	1
Utah	*	3	2	5	0.0-0	2.5-5	0	0	0	0
Totals		19	26	45	1.0-5	9.5-24	0	0	0	6

2023 GAME-BY-GAME STATS (@ UCF)

Opponent	GS	UA	A	TOT	SACKS-YDS	TFL-YDS	FF	FR	INT	QBH
Kent State	*	5	3	8	1.0-1	1.0-1	0	0	0	1
at Boise State	*	3	1	4	0.0-0	0.0-0	0	0	0	0
Villanova	*	2	3	5	0.0-0	0.0-0	0	0	0	0
at Kansas State	*	4	2	6	0.0-0	0.5-1	0	0	0	0
Baylor	*	5	4	9	1.0-18	1.0-18	0	0	0	0
at Kansas	*	1	1	2	0.0-0	0.0-0	0	0	0	0
at Oklahoma	*	3	2	5	1.0-8	2.5-11	0	0	0	0
West Virginia	*	2	1	3	0.0-0	0.0-0	0	0	0	0
at Cincinnati	*	2	5	7	0.0-0	1.5-6	0	0	0	1
Oklahoma State	*	5	3	8	0.0-0	2.0-5	0	0	0	0
at Texas Tech	*	1	0	1	0.0-0	0.0-0	0	0	0	0
Houston	*	3	3	6	0.0-0	2.0-6	0	0	0	0
vs. Georgia Tech	*	2	3	5	0.0-0	0.5-1	0	0	0	0
Totals		38	31	69	3.0-27	11.0-49	0	0	0	2

2022 GAME-BY-GAME STATS (@ UCF)

Opponent	GS	UA	A	TOT	SACKS-YDS	TFL-YDS	FF	FR	INT	QBH
South Carolina St.										
Louisville		0	1	1	0.0-0	0.0-0	0	0	0	0
at FAU		1	1	2	1.0-7	1.0-7	0	0	0	0
Georgia Tech		0	1	1	0.0-0	0.0-0	0	0	0	0
SMU		0	0	0	0.0-0	0.0-0	0	0	0	0
Temple		0	1	1	0.0-0	0.0-0	0	0	0	0
at East Carolina		3	0	3	0.0-0	0.0-0	0	0	0	0
Cincinnati		0	0	0	0.0-0	0.0-0	0	0	0	0
at Memphis		0	2	2	0.0-0	0.0-0	0	0	0	0
at Tulane		1	0	1	0.0-0	0.0-0	0	0	0	0
Navy		1	2	3	0.0-0	0.0-0	0	0	0	0
at South Florida		0	0	0	0.0-0	0.0-0	0	0	0	0
at Tulane		1	0	1	0.0-0	0.0-0	0	0	0	0
vs. Duke		2	0	2	0.0-0	0.0-0	0	0	0	1
Totals		9	8	17	1.0-7	1.0-7	0	0	0	1

7 BRENDEN  
JORDAN

S | Jr. | 3rd Yr. | Mansfield, Texas | Mansfield HS

Follow on Social Media

X: @BrendenJordan4 | IG: brendenxjordan

PARTICIPATION	2023	2024	2025	CAREER
GP/GS	13/5	13/2	-/-	26/7

CAREER STATS

TACKLES	GP	UA	A	Total	TFL	Yds	PD	FF	FR	INT	QBH
2023	13	16	4	20	1	1	1	0	0	0	1
2024	13	18	18	36	2.5	9	3	0	2	0	0
2025	-	-	-	-	-	-	-	-	-	-	-
TOTALS	26	34	22	56	3.5	10	4	0	2	0	1

2025 GAME-BY-GAME STATS

Opponent	GS	UA	A	TOT	TFL-YDS	INT-YDS	FF	FR	PBU
Ark.-Pine Bluff									
Kent State									
Oregon State									
at Utah									
at Houston									
Kansas									
at Arizona State									
Oklahoma State									
at Kansas State									
BYU									
UCF									
at West Virginia									
Totals	0	0	0	0	0.0-0	0-0	0	0	0

2024 GAME-BY-GAME STATS

Opponent	GS	UA	A	TOT	TFL-YDS	INT-YDS	FF	FR	PBU
Abilene Christian	3	0	3	0.0-0	0-0	0	0	0	0
at Washington St.	0	1	1	0.0-0	0-0	0	0	0	0
North Texas	0	1	1	0.0-0	0-0	0	0	0	0
Arizona State	1	3	4	0.0-0	0-0	0	0	1	
Cincinnati	4	1	5	0.0-0	0-0	0	0	0	0
at Arizona	0	2	2	0.0-0	0-0	0	0	1	0
Baylor	3	0	3	0.0-0	0-0	0	0	0	0
at TCU	1	3	4	1.0-5	0-0	0	0	0	0
at Iowa State	*	1	2	3	0.0-0	0-0	0	0	0
Colorado	0	1	1	0.5-3	0-0	0	0	0	0
at Oklahoma St.	0	1	1	0.0-0	0-0	0	0	0	0
West Virginia	3	2	5	0.0-0	0-0	0	0	1	0
vs. Arkansas	*	2	1	3	1.0-1	0-0	0	0	2
Totals	18	18	36	2.5-9	0-0	0	2	3	

2023 GAME-BY-GAME STATS

Opponent	GS	UA	A	TOT	TFL-YDS	INT-YDS	FF	FR	PBU
at Wyoming	*	0	0	0	0.0-0	0-0	0	0	0
Oregon	*	5	0	5	0.0-0	0-0	0	0	1
Tarleton St.	4	0	4	0.0-0	0-0	0	0	0	0
at West Virginia	0	0	0	0.0-0	0-0	0	0	0	0
Houston	0	0	0	0.0-0	0-0	0	0	0	0
at Baylor	0	0	0	0.0-0	0-0	0	0	0	0
Kansas State	5	1	6	1.0-1	0-0	0	0	1	
at BYU	0	1	1	0.0-0	0-0	0	0	0	0
TCU	*	0	0	0	0.0-0	0-0	0	0	0
at Kansas	0	0	0	0.0-0	0-0	0	0	0	0
UCF	*	4	1	5	0.0-0	0-0	0	0	0
at Texas	*	1	1	2	0.0-0	0-0	0	0	0
vs. California	0	0	0	0.0-0	0-0	0	0	0	0
Totals	16	4	20	1.0-1	0-0	0	0	1	





1 A.J. McCARTY

DB | Sr. | 6th Yr. (3rd at Tech) | Brownwood, Texas | Brownwood HS

Follow on Social Media

X: @adonismccartyjr | IG: adonismccartyjr

PARTICIPATION	2020*	2021*	2022*	2023	2024	2025	CAREER
GP/GS	3/0	13/0	13/2	1/0	12/11	-/-	42/13

\* indicates seasons at Baylor

TACKLES	GP	UA	A	Total	TFL	Yds	PD	FF	FR	Blkd	INT
2020 (BU)	3	0	1	1	0.0	0	0	0	0	0	0
2021 (BU)	13	3	0	3	0.0	0	1	0	1	0	0
2022 (BU)	13	31	6	37	1.0	1	3	0	0	0	1
2023 (TTU)	1	0	0	0	0.0	0	0	0	0	0	0
2024 (TTU)	13	20	12	32	6.5	14	2	0	0	0	2
2025 (TTU)											
TOTALS	43	54	19	73	7.5	15	6	0	1	0	3

2025 GAME-BY-GAME STATS

Opponent	GS	UA	A	TOT	TFL-YDS	INT-YDS	FF	FR	PBU
Ark.-Pine Bluff									
Kent State									
Oregon State									
at Utah									
at Houston									
Kansas									
at Arizona State									
Oklahoma State									
at Kansas State									
BYU									
UCF									
at West Virginia									
Totals		0	0	0	0.0-0	0-0	0	0	0

2024 GAME-BY-GAME STATS

Opponent	GS	UA	A	TOT	TFL-YDS	INT-YDS	FF	FR	PBU
Abilene Christian *	2	3	5		0.0-0	0-0	0	0	1
at Washington St. *	1	0	1		0.0-0	0-0	0	0	0
North Texas *	2	0	2		1.0-3	0-0	0	0	0
Arizona State *	2	2	4		0.5-2	0-0	0	0	0
Cincinnati *	2	1	3		1.0-1	1-51	0	0	0
at Arizona *	0	1	1		0.0-0	0-0	0	0	1
Baylor *	1	0	1		0.0-0	0-0	0	0	0
at TCU *	2	1	3		0.5-1	0-0	0	0	0
at Iowa State	1	0	1		0.0-0	1-0	0	0	0
Colorado *	2	2	4		1.0-4	0-0	0	0	0
at Oklahoma St. *	4	0	4		1.0-1	0-0	0	0	0
West Virginia *	1	1	2		1.0-1	0-0	0	0	0
vs. Arkansas	0	1	1		0.5-1	0-0	0	0	0
Totals	20	12	32		6.5-14	2-51	0	0	2

2023 GAME-BY-GAME STATS

Opponent	GS	UA	A	TOT	TFL-YDS	INT-YDS	FF	FR	PBU
vs. California	0	0	0		0.0-0	0-0	0	0	0
Totals	0	0	0		0.0-0	0-0	0	0	0

2022 GAME-BY-GAME STATS (@ BAYLOR)

Opponent	GS	UA	A	TOT	TFL-YDS	INT-YDS	FF	FR	PBU
UAlbany	2	0	2		0.0-0	0-0	0	0	1
at BYU	1	1	2		0.0-0	0-0	0	0	0
Texas State	4	2	6		0.0-0	0-0	0	0	0
at Iowa State	7	2	9		0.0-0	0-0	0	0	0
Oklahoma State	0	0	0		0.0-0	0-0	0	0	0
at West Virginia	0	0	0		0.0-0	0-0	0	0	0
Kansas	1	1	2		0.0-0	0-0	0	0	1
at Texas Tech	4	0	4		0.0-0	1-18	0	0	1
at Oklahoma *	3	0	3		0.0-0	0-0	0	0	0
Kansas State	1	0	1		0.0-0	0-0	0	0	0
TCU	3	0	3		0.0-0	0-0	0	0	0
at Texas	1	0	1		0.0-0	0-0	0	0	0
vs. Air Force *	4	0	4		1.0-1	0-0	0	0	0
Totals	31	6	37		1.0-1	1-18	0	0	3

2021 GAME-BY-GAME STATS (@ BAYLOR)

Opponent	GS	UA	A	TOT	TFL-YDS	INT-YDS	FF	FR	PBU
at Texas State	0	0	0		0.0-0	0-0	0	0	0
Texas Southern	0	0	0		0.0-0	0-0	0	0	1
at Kansas	1	0	1		0.0-0	0-0	0	0	0
Iowa State	1	0	1		0.0-0	0-0	0	0	0
at Oklahoma State	0	0	0		0.0-0	0-0	0	0	0
West Virginia	0	0	0		0.0-0	0-0	0	0	0
BYU									
Texas	0	0	0		0.0-0	0-0	0	0	0
at TCU	0	0	0		0.0-0	0-0	0	0	0
Oklahoma	0	0	0		0.0-0	0-0	0	0	0
at Kansas State	0	0	0		0.0-0	0-0	0	1	0
Texas Tech	0	0	0		0.0-0	0-0	0	0	0
vs. Oklahoma State	0	0	0		0.0-0	0-0	0	0	0
vs. Ole Miss	1	0	1		0.0-0	0-0	0	0	0
Totals	3	0	3		0.0-0	0-0	0	1	1

2020 GAME-BY-GAME STATS (@ BAYLOR)

Opponent	GS	UA	A	TOT	TFL-YDS	INT-YDS	FF	FR	PBU
Kansas State	0	0	0		0.0-0	0-0	0	0	0
at Oklahoma	0	0	0		0.0-0	0-0	0	0	0
Oklahoma State	0	1	1		0.0-0	0-0	0	0	0
Totals	0	1	1		0.0-0	0-0	0	0	0

18 JOHNCARLOS MILLER

TE | Sr. | 5th Yr. (2nd at Tech) | Greensboro, N.C. | Dudley HS

Follow on Social Media

X: @j2manmiller | IG: theofficial\_miller

PARTICIPATION	2021*	2022*	2023*	2024	2025	CAREER
GP/GS	4/0	11/11	10/10	12/0	-/-	37/21

\* at Elon

CAREER STATS

RECEIVING	G	Rec	Yds	TD	Lg	Rec/G	Avg/C	Avg/G
2021 (ELON)	4	1	4	0	4	0.3	4.0	1.0
2022 (ELON)	11	26	201	3	25	2.4	7.7	18.3
2023 (ELON)	10	25	453	4	70	2.5	18.1	45.3
2024 (TTU)	12	9	126	3	45	0.8	14.0	10.5
2025 (TTU)	-	-	-	-	-	-	-	-
Totals	37	61	784	10	70	1.6	12.9	21.2

2025 GAME-BY-GAME

Opponent	GS	Rec	Yds	TD	Avg	LG	Rush	Yds	TD
Arkansas-Pine Bluff									
Kent State									
Oregon State									
at Utah									
at Houston									
Kansas									
at Arizona State									
Oklahoma State									
at Kansas State									
BYU									
UCF									
at West Virginia									
Totals		0	0	0	0.0	0	0	0	0

2024 GAME-BY-GAME

Opponent	GS	Rec	Yds	TD	Avg	LG	Rush	Yds	TD
Abilene Christian	1	7	0	7.0	7	0	0	0	0
at Washington St.	1	20	1	20.0	20	0	0	0	0
North Texas	2	55	1	27.5	45	0	0	0	0
Arizona State	1	5	1	5.0	5	0	0	0	0
Cincinnati	0	0	0	0.0	0	0	0	0	0
at Arizona	0	0	0	0.0	0	0	0	0	0
Baylor	1	13	0	13.0	0	0	0	0	0
at TCU	0	0	0	0.0	0	0	0	0	0
at Iowa State	0	0	0	0.0	0	0	0	0	0
Colorado	1	5	0	5.0	5	0	0	0	0
at Oklahoma St.	2	21	0	10.5	12	0	0	0	0
West Virginia	0	0	0	0.0	0	0	0	0	0
Totals	9	126	3	14.0	45	0	0	0	0

2023 GAME-BY-GAME (@ ELON)

Opponent	GS	Rec	Yds	TD	Avg	LG	Rush	Yds	TD
at Wake Forest	*	1	18	0	0.0	18	0	0	0
at Gardner-Webb	*	2	49	0	0.0	25	0	0	0
N.C. A&T	*	0	0	0	0.0	0	0	0	0
at Campbell	*	4	55	0	0.0	26	0	0	0
William & Mary	*	2	7	0	0.0	4	0	0	0
N.C. Central	*	5	82	0	0.0	30	0	0	0
Monmouth	*	2	70	1	0.0	65	0	0	0
at Delaware	*	5	101	1	0.0	70	0	0	0
at Richmond	*	2	14	1	0.0	9	0	0	0
Hampton	*	2	57	1	0.0	53	0	0	0
Totals		25	453	4	0.0	70	0	0	0

2022 GAME-BY-GAME (@ ELON)

Opponent	GS	Rec	Yds	TD	Avg	LG	Rush	Yds	TD
at Vanderbilt	*	3	24	0	0.0	15	0	0	0
at Wofford	*	4	31	0	0.0	10	0	0	0
Gardner-Webb	*	2	22	0	0.0	14	0	0	0
at William & Mary	*	2	21	0	0.0	20	0	0	0
Richmond	*	1	25	1	0.0	25	0	0	0
Towson	*	3	13	1	0.0	8	0	0	0
at Rhode Island	*	4	29	0	0.0	9	0	0	0
at New Hampshire	*	0	0	0	0.0	0	0	0	0
Delaware	*	2	4	0	0.0	4	0	0	0
UAlbany	*	2	5	0	0.0	5	0	0	0
at Hampton	*	3	27	1	0.0	16	0	0	0
Totals		26	201	3	0.0	25	0	0	0

2021 GAME-BY-GAME (@ ELON)

Opponent	GS	Rec	Yds	TD	Avg	LG	Rush	Yds	TD
at James Madison		0	0	0	0.0	0	0	0	0
Villanova		0	0	0	0.0	0	0	0	0
at Towson		0	0	0	0.0	0	0	0	0
Rhode Island		1	4	0	0.0	4	0	0	0
Totals		1	4	0	0.0	4	0	0	0

2 BEHREN  
MORTON

QB | Sr. | 5th Yr. | Eastland, Texas | Eastland HS

Follow on Social Media

X: @BehrenMorton | IG: bmorton\_2

PARTICIPATION	2021	2022	2023	2024	2025	CAREER
GP/GS	2/0	9/4	10/8	12/12	-/-	33/24

CAREER STATS

PASSING	G	Cmp	Att	Int	Yds	TD	Lg	Pct	Avg/G	Effic
2021	2	1	3	0	0	0	0	33.3	0.0	33.3
2022	9	96	169	6	1,117	7	55	56.8	124.1	118.9
2023	10	182	293	8	1,757	15	49	62.1	175.7	123.9
2024	12	295	466	8	3,335	27	70	63.3	277.9	139.1
2025										
Totals	33	574	931	22	6,209	49	70	61.7	188.2	130.3

RUSHING	G	Att	Yds	TD	Lg	Avg/C	Avg/G
2021	2	2	15	0	17	7.5	7.5
2022	9	42	79	2	15	1.9	8.8
2023	10	46	3	4	14	0.1	0.3
2024	12	55	-22	1	26	-0.4	-1.8
2025							
Totals	33	145	75	7	26	0.5	2.3

TOTAL OFF.	G	Rush	Pass	Total	Avg/G
2021	2	15	0	15	7.5
2022	9	79	1117	1196	132.9
2023	10	3	1757	1760	176.0
2024	12	-22	3335	3313	276.1
2025					
Totals	33	75	6209	6284	190.4

2025 GAME-BY-GAME

Opponent	GS	Comp	Att	TD	INT	Yds	Lg	Run	Yds	TD	LG
Ark-Pine Bluff											
Kent State											
Oregon State											
at Utah											
at Houston											
Kansas											
at Arizona State											
Oklahoma State											
at Kansas State											
BYU											
UCF											
at West Virginia											
Totals		0	0	0	0	0	0	0	0	0	0

2024 GAME-BY-GAME

Opponent	GS	Comp	Att	TD	INT	Yds	Lg	Run	Yds	TD	LG
Abilene Christian	*	30	42	5	0	378	36	2	-5	0	3
at Washington St.	*	34	58	1	2	323	42	4	7	0	7
North Texas	*	15	19	4	0	273	70	2	-1	1	10
Arizona State	*	24	44	2	0	201	21	3	-15	0	4
Cincinnati	*	19	29	2	0	251	49	3	46	0	26
at Arizona	*	17	29	0	0	214	57	4	-23	0	1
Baylor	*	33	49	3	1	286	32	6	3	0	7
at TCU	*	13	22	0	0	137	44	3	-3	0	1
at Iowa State	*	21	40	2	2	237	35	8	6	0	8
Colorado	*	24	40	2	1	275	35	11	-36	0	9
at Oklahoma St.	*	37	53	4	1	401	34	8	3	0	12
West Virginia	*	28	41	2	1	359	41	1	-4	0	0
Totals		295	466	27	8	3,335	70	55	-22	1	26

2023 GAME-BY-GAME

Opponent	GS	Comp	Att	TD	INT	Yds	Lg	Run	Yds	TD	LG
at Wyoming	DNP										
Oregon	DNP	-	-	-	-	-	-	-	-	-	-
Tarleton State	8	13	2	1	72	15	3	11	0	7	
at West Virginia	13	37	1	0	158	26	8	-12	0	4	
Houston	*	14	22	2	0	161	34	4	10	0	7
at Baylor	*	19	26	3	1	180	24	2	-1	1	10
Kansas State	*	14	21	0	0	125	31	6	8	1	10
at BYU	DNP-injured										
TCU	*	28	36	2	0	282	44	5	-4	1	9
at Kansas	*	19	25	0	1	176	33	7	-11	0	9
UCF	*	21	34	2	1	256	49	3	10	0	8
at Texas	*	19	36	0	3	88	15	5	-2	1	14
vs. California	*	27	43	3	1	259	41	3	-6	0	7
Totals		182	293	15	8	1,757	49	46	3	4	14

BEHREN MORTON (CONT.)

2022 GAME-BY-GAME

Opponent	GS	Comp	Att	TD	INT	Yds	Lg	Run	Yds	TD	LG
Murray State		7	10	1	1	97	24	3	-15	0	2
Houston		0	0	0	0	0	0	0	0	0	0
at NC State		4	7	0	1	85	38	2	20	0	13
Texas		0	0	0	0	0	0	0	0	0	0
at Kansas State	DNP										
at Oklahoma St.	*	39	62	2	1	379	36	17	53	1	15
West Virginia	*	28	45	2	0	325	55	8	17	0	8
Baylor	*	11	34	1	3	152	39	6	6	1	14
at TCU	*	7	10	1	0	79	47	6	-2	0	4
Kansas	DNP-injured										
at Iowa State	DNP-injured										
Oklahoma	DNP-injured										
vs. Ole Miss		0	1	0	0	0	0	0	0	0	0
Totals		96	169	7	6	1,117	55	42	79	2	15

2021 GAME-BY-GAME

Opponent	GS	Comp	Att	TD	INT	Yds	Lg	Run	Yds	TD	LG
at Kansas		0	0	0	0	0	0	0	0	0	0
Oklahoma State		1	3	0	0	0	0	2	15	0	17
Totals		1	3	0	0	0	0	2	15	0	17

14 BRICE  
POLLOCK

CB | Jr. | 3rd Yr. (1st at Tech) | Snellville, Ga. | Shiloh HS

Follow on Social Media

X: @PollockBrice | IG: bricepollock\_

PARTICIPATION	2023*	2024*	CAREER
GP/GS	11/3	12/12	23/15

\* at Mississippi State

TACKLES	GP	UA	A	Total	TFL	Yds	PD	FF	FR	Blkd	INT
2023 (MSU)	11	13	11	24	0.5	1	1	0	0	0	0
2024 (MSU)	12	24	24	48	1.0	3	9	1	0	0	1
2025 (TTU)	-	-	-	-	-	-	-	-	-	-	-
TOTALS	23	37	35	72	1.5	4	10	1	0	0	1

2025 GAME-BY-GAME STATS

Opponent	GS	UA	A	TOT	TFL-YDS	INT-YDS	FF	FR	PBU
Ark.-Pine Bluff									
Kent State									
Oregon State									
at Utah									
at Houston									
Kansas									
at Arizona State									
Oklahoma State									
at Kansas State									
BYU									
UCF									
at West Virginia									
Totals		0	0	0	0.0-0	0-0	0	0	0

2024 GAME-BY-GAME STATS (@ MISSISSIPPI STATE)

Opponent	GS	UA	A	TOT	TFL-YDS	INT-YDS	FF	FR	PBU
E. Kentucky	*	0	4	4	0.0-0	0-0	0	0	1
at Arizona State	*	3	3	6	0.0-0	0-0	0	0	0
Toledo	*	0	1	1	0.0-0	0-0	0	0	1
Florida	*	4	0	4	0.0-0	0-0	0	0	1
at Texas	*	4	2	6	0.0-0	0-0	0	0	1
at Georgia	*	4	0	4	0.0-0	1-0	0	0	1
Texas A&M	*	3	1	4	0.0-0	0-0	0	0	0
Arkansas	*	0	4	4	0.0-0	0-0	0	0	0
UMass	*	1	2	3	0.0-0	0-0	0	0	2
at Tennessee	*	1	1	2	1.0-3	0-0	0	0	0
Missouri	*	1	3	4	0.0-0	0-0	0	0	1
at Ole Miss	*	3	3	6	0.0-0	0-0	0	0	1
Totals		24	24	48	1.0-3	1-0	0	0	9



13 BEN ROBERTS

LB | Jr. | 4th Yr. | Haslet, Texas | Eaton HS

Follow on Social Media

X: @Ben\_Roberts2022 | IG: ben.roberts04

PARTICIPATION	2022	2023	2024	2025	CAREER
GP/GS	2/0	13/12	13/13	-/-	28/25

CAREER STATS

TACKLES	GP	UA	A	Total	TFL	Yds	PD	FF	FR	Blkd	QBH
2022	2	0	0	0	0.0	0	0	0	0	0	0
2023	13	55	52	107	6.5	30	0	2	0	0	3
2024	13	38	45	83	4.5	11	0	3	0	0	6
2025	-	-	-	-	-	-	-	-	-	-	-
Totals	28	93	97	190	11.0	41	0	5	0	0	9

2025 GAME-BY-GAME STATS

Opponent	GS	UA	A	TOT	SACKS-YDS	TFL-YDS	FF	FR	INT	QBH
Ark-Pine Bluff										
Kent State										
Oregon State										
at Utah										
at Houston										
Kansas										
at Arizona State										
Oklahoma State										
at Kansas State										
BYU										
UCF										
at West Virginia										
Totals		0	0	0	0.0-0	0.0-0	0	0	0	0

2024 GAME-BY-GAME STATS

Opponent	GS	UA	A	TOT	SACKS-YDS	TFL-YDS	FF	FR	INT	QBH
Abilene Christian *	4	3	7	0.0-0	1.0-2	1	0	0	0	0
at Washington St. *	7	0	7	0.0-0	1.0-2	1	0	0	0	0
North Texas *	3	0	3	0.0-0	0.0-0	0	0	0	0	0
Arizona State *	2	9	11	0.0-0	0.0-0	0	0	0	0	0
Cincinnati *	4	8	12	0.0-0	2.0-5	1	0	0	1	1
at Arizona *	2	3	5	0.0-0	0.0-0	0	0	0	1	1
Baylor *	3	3	6	0.0-0	0.0-0	0	0	0	0	0
at TCU *	3	4	7	0.0-0	0.0-0	0	0	0	0	0
at Iowa State *	2	5	7	0.0-0	0.5-2	0	0	0	2	2
Colorado *	2	0	2	0.0-0	0.0-0	0	0	0	0	0
at Oklahoma St. *	3	4	7	0.0-0	0.0-0	0	0	0	1	1
West Virginia *	2	2	4	0.0-0	0.0-0	0	0	0	0	0
vs. Arkansas *	1	4	5	0.0-0	0.0-0	0	0	0	1	1
Totals	38	45	83	0.0-0	4.5-11	3	0	0	6	6

2023 GAME-BY-GAME STATS

Opponent	GS	UA	A	TOT	SACKS-YDS	TFL-YDS	FF	FR	INT	QBH
at Wyoming	0	1	1	0.0-0	0.5-0	0	0	0	0	0
Oregon *	5	7	12	0.5-2	1.5-7	1	0	0	0	0
Tarleton State *	2	2	4	0.0-0	0.0-0	0	0	0	0	0
at West Virginia *	4	7	11	0.0-0	0.5-1	0	0	1	0	0
Houston *	8	2	10	0.0-0	0.0-0	0	0	0	0	0
at Baylor *	5	2	7	0.0-0	2.0-19	1	0	0	0	0
Kansas State *	5	6	11	0.0-0	0.0-0	0	0	0	0	0
at BYU *	5	5	10	0.0-0	0.0-0	0	0	0	1	1
TCU *	3	3	6	0.0-0	0.0-0	0	0	0	0	0
at Kansas *	8	1	9	0.0-0	0.0-0	0	0	0	0	0
UCF *	2	4	6	0.0-0	0.5-2	0	0	0	0	0
at Texas *	6	7	13	0.0-0	0.0-0	0	0	0	1	1
vs. California *	2	5	7	0.0-0	1.5-3	0	0	0	1	1
Totals	55	52	107	0.5-2	6.5-30	2	0	1	3	3

2022 GAME-BY-GAME STATS

Opponent	GS	UA	A	TOT	SACKS-YDS	TFL-YDS	FF	FR	INT	QBH
Murray State				DNP						
Houston				DNP						
at NC State				DNP						
Texas				DNP						
at Kansas State	0	0	0	0.0-0	0.0-0	0	0	0	0	0
at Oklahoma St.	0	0	0	0.0-0	0.0-0	0	0	0	0	0
West Virginia				DNP						
Baylor				DNP						
at TCU				DNP						
Kansas				DNP						
at Iowa State				DNP						
Oklahoma				DNP						
vs. Ole Miss				DNP						
Totals	0	0	0	0.0-0	0.0-0	0	0	0	0	0

10 JACOB RODRIGUEZ

LB | Sr. | 5th Yr. (4th at Tech) | Wichita Falls, Texas | Rider HS

Follow on Social Media

X: @Jacob\_R\_10 | IG: jrodriguez...10

PARTICIPATION	2021	2022	2023	2024	2025	CAREER
GP/GS	12/0	12/0	5/4	12/12	-/-	41/16

CAREER STATS

TACKLES	GP	UA	A	Total	TFL	Yds	PD	FF	FR	Blkd	QBH
2021 (JVA)	12	1	0	1	0.0	0	0	0	0	0	0
2022 (TTU)	12	17	12	29	3.0	7	0	1	0	0	0
2023 (TTU)	5	21	11	32	1.0	1	2	2	1	0	1
2024 (TTU)	12	72	46	118	9.5	61	4	3	2	0	5
2025 (TTU)	-	-	-	-	-	-	-	-	-	-	-
Totals	41	111	69	180	13.5	69	6	6	3	0	6

2025 GAME-BY-GAME STATS

Opponent	GS	UA	A	TOT	SACKS-YDS	TFL-YDS	FF	FR	INT	QBH
Ark-Pine Bluff										
Kent State										
Oregon State										
at Utah										
at Houston										
Kansas										
at Arizona State										
Oklahoma State										
at Kansas State										
BYU										
UCF										
at West Virginia										
Totals		0	0	0	0.0-0	0.0-0	0	0	0	0

2024 GAME-BY-GAME STATS

Opponent	GS	UA	A	TOT	SACKS-YDS	TFL-YDS	FF	FR	INT	QBH
Abilene Christian *	9	4	13	0.0-0	2.0-13	1	0	0	0	0
at Washington St. *	7	0	7	0.0-0	0.0-0	0	0	0	0	0
North Texas *	1	0	1	0.0-0	0.0-0	0	0	0	1	1
Arizona State *	2	7	9	0.0-0	1.0-2	0	0	0	0	0
Cincinnati *	7	4	11	0.0-0	0.5-2	0	1	0	1	1
at Arizona *	5	8	13	1.0-16	1-16	1	0	0	0	0
Baylor *	7	5	12	0.0-0	0.0-0	0	0	0	0	0
at TCU *	1	4	5	0.0-0	0.0-0	0	0	0	0	0
at Iowa State *	9	4	13	2.0-6	2.5-7	1	0	0	0	0
Colorado *	13	4	17	1.0-10	1.5-11	0	0	0	2	2
at Oklahoma St. *	7	5	12	0.0-0	0.0-0	0	1	1	1	1
West Virginia *	4	1	5	1.0-10	1.0-10	0	0	0	0	0
Totals	72	46	118	5.0-42	9.5-61	3	2	1	5	5

2023 GAME-BY-GAME STATS

Opponent	GS	UA	A	TOT	SACKS-YDS	TFL-YDS	FF	FR	INT	QBH
at Wyoming *	2	0	2	0.0-0	0.0-0	1	1	0	0	0
Oregon				DNP-injured						
Tarleton State				DNP-injured						
at West Virginia				DNP-injured						
Houston				DNP-injured						
at Baylor				DNP-injured						
Kansas State				DNP-injured						
at BYU				DNP-injured						
TCU	4	2	6	0.0-0	0.0-0	0	0	0	0	0
at Kansas *	3	1	4	0.0-0	1.0-1	0	0	0	0	0
UCF *	7	5	12	0.0-0	0.0-0	0	0	0	1	1
at Texas				DNP						
vs. California *	5	3	8	0.0-0	0.0-0	1	0	1	0	0
Totals	21	11	32	0.0-0	1.0-1	2	1	1	1	1

2022 GAME-BY-GAME STATS

Opponent	GS	UA	A	TOT	SACKS-YDS	TFL-YDS	FF	FR	INT	QBH
Murray State	0	4	4	0.0-0	1.0-2	0	0	0	0	0
Houston	0	0	0	0.0-0	0.0-0	0	0	0	0	0
at NC State	2	2	4	0.0-0	0.5-1	0	0	0	0	0
Texas	1	0	1	0.0-0	0.0-0	0	0	0	0	0
at Kansas State	1	0	1	0.0-0	0.0-0	0	0	0	0	0
at Oklahoma St.	1	1	2	0.0-0	0.0-0	0	0	0	2	2
West Virginia	4	0	4	0.0-0	0.0-0	1	0	0	1	1
Baylor	3	2	5	0.0-0	0.0-0	0	0	0	0	0
at TCU	0	2	2	0.0-0	0.5-1	0	0	0	0	0
Kansas	2	0	2	0.0-0	0.0-0	0	0	0	0	0
at Iowa State	1	0	1	0.0-0	0.0-0	0	0	0	0	0
Oklahoma				DNP-injured						
vs. Ole Miss	2	1	3	0.0-0	1.0-3	0	0	0	0	0
Totals	17	12	29	0.0-0	3.0-7	1	0	0	3	3

JACOB RODRIGUEZ (CONT.)

2021 GAME-BY-GAME (@ VIRGINIA)									
Opponent	GS	Rush	Yds	TD	LG	Rec	Yds	TD	LG
William & Mary		3	31	0	24	0	0	0	0
Illinois		0	0	0	0	0	0	0	0
at North Carolina		3	14	0	7	3	23	0	17
Wake Forest		0	0	0	0	0	0	0	0
at Miami (FL)		1	5	0	5	2	24	0	16
at Louisville		1	1	0	1	2	13	0	9
Duke		2	5	0	4	0	0	0	0
Georgia Tech		0	0	0	0	0	0	0	0
at BYU		0	0	0	0	1	5	0	5
Notre Dame		0	0	0	0	0	0	0	0
at Pittsburgh		0	0	0	0	0	0	0	0
Virginia Tech		0	0	0	0	0	0	0	0
Totals		10	56	0	24	8	65	0	17

1 REGGIE VIRGIL

WR | Sr. | 5th Yr. (1st at Tech) | Apopka, Fla. | Mount Dora Christian Academy

Follow on Social Media

X: @Therealreggie11 | IG: therealreggie0

PARTICIPATION	2022*	2023*	2024*	2025	CAREER
GP/GS	11/1	12/0	13/11	-/-	36/12

\* at Miami (OH)

CAREER STATS								
RECEIVING	G	Rec	Yds	TD	Lg	Rec/G	Avg/C	Avg/G
2022 (M-OH)	11	1	28	0	0	0.1	28.0	2.6
2023 (M-OH)	12	1	34	1	0	0.1	34.0	2.8
2024 (M-OH)	13	41	816	9	75	3.6	20.0	62.8
2025 (TTU)	-	-	-	-	-	-	-	-
Totals	36	43	878	10	75	1.2	20.4	24.4

2025 GAME-BY-GAME									
Opponent	GS	Rec	Yds	TD	Avg	LG	Rush	Yds	TD
Arkansas-Pine Bluff									
Kent State									
Oregon State									
at Utah									
at Houston									
Kansas									
at Arizona State									
Oklahoma State									
at Kansas State									
BYU									
UCF									
at West Virginia									
Totals		0	0	0	0.0	0	0	0	0

2024 GAME-BY-GAME (@ MIAMI-OHIO)									
Opponent	GS	Rec	Yds	TD	Avg	LG	Rush	Yds	TD
at Northwestern	*	3	32	0	10.7	12	0	0	0
Cincinnati		3	77	1	25.7	58	0	0	0
at Notre Dame	*	1	12	0	12.0	12	0	0	0
UMass	*	1	10	0	10.0	10	0	0	0
at Toledo		4	76	0	19.0	51	0	0	0
at Eastern Michigan	*	3	113	2	37.7	75	0	0	0
Ohio	*	3	39	1	13.0	18	0	0	0
Central Michigan	*	4	50	1	12.5	22	0	0	0
at Ball State	*	5	101	1	20.2	41	0	0	0
Kent State	*	2	88	1	44.0	69	0	0	0
Northern Illinois	*	4	107	1	26.8	50	0	0	0
at Bowling Green	*	5	82	1	13.7	28	0	0	0
vs. Ohio	*	2	29	0	14.5	19	0	0	0
vs. Colorado State		DNP							
Totals		41	878	7	19.9	70	0	0	0

20 J'KOBY WILLIAMS

RB | So. | 2nd Yr. | Beckville, Texas | Beckville HS

Follow on Social Media

X: @WilliamsJkoby | IG: officialjkoby

PARTICIPATION	2024*	2025	CAREER
GP/GS	10/1	-/-	10/1

CAREER STATS								
RUSHING	G	Att	Yds	TD	Lg	Avg/C	Avg/G	
2024	10	41	236	2	54	-	-	
2025	-	-	-	-	-	-	-	
Totals	10	41	236	2	54	-	-	
RECEIVING	G	Rec	Yds	TD	Lg	Rec/G	Avg/C	Avg/G
2024	10	10	100	1	22	-	-	-
2025	-	-	-	-	-	-	-	-
Totals	10	10	100	1	22	-	-	-

2025 GAME-BY-GAME									
Opponent	GS	Rush	Yds	TD	LG	Rec	Yds	TD	LG
Ark-Pine Bluff									
Kent State									
Oregon State									
at Utah									
at Houston									
Kansas									
at Arizona State									
Oklahoma State									
at Kansas State									
BYU									
UCF									
at West Virginia									
Totals		0	0	0	0	0	0	0	0

2024 GAME-BY-GAME									
Opponent	GS	Rush	Yds	TD	LG	Rec	Yds	TD	LG
Abilene Christian		DNP							
at Washington State		DNP							
North Texas		4	27	1	12	1	10	0	10
Arizona State		2	7	0	5	0	0	0	0
Cincinnati		DNP							
at Arizona		0	0	0	0	0	0	0	0
Baylor		0	0	0	0	2	22	1	18
at TCU		8	42	0	13	0	0	0	0
at Iowa State		1	1	0	1	1	2	0	2
Colorado		4	12	0	6	0	0	0	0
at Oklahoma State		2	4	0	3	0	0	0	0
West Virginia		5	20	0	11	2	30	0	18
vs. Arkansas	*	15	123	1	54	4	36	0	22
Totals		41	236	2	54	10	100	1	22

5 COLE WISNIEWSKI

S | R-Sr. | 6th Yr. (1st at Tech) | Sparta, Wis. | Sparta HS

Follow on Social Media

X: @ColeWisniewski | IG: cole.wiz

PARTICIPATION	2020/21*	2021*	2022*	2023*	2024*	2025	CAREER
GP/GS	10/2	15/2	8/1	14/14	0/0	-/-	47/19

\* at North Dakota State

TACKLES	GP	UA	A	Total	TFL	Yds	PD	FF	FR	Blkd	INT
2020/21 (NDSU)	10	13	10	23	1.0	1	0	0	0	0	0
2021 (NDSU)	15	38	15	53	2.5	9	2	2	0	0	0
2022 (NDSU)	8	14	13	27	0.0	0	0	0	1	0	0
2023 (NDSU)	14	49	43	92	2.0	7	5	1	0	0	8
2024 (NDSU)	0	0	0	0	0.0	0	0	0	0	0	0
2025 (TTU)	-	-	-	-	-	-	-	-	-	-	-
TOTALS	47	114	81	195	5.5	17	7	3	1	0	8

2025 GAME-BY-GAME STATS											
Opponent	GS	UA	A	TOT	TFL-YDS	INT-YDS	FF	FR	PBU		
Ark.-Pine Bluff											
Kent State											
Oregon State											
at Utah											
at Houston											
Kansas											
at Arizona State											
Oklahoma State											
at Kansas State											
BYU											
UCF											
at West Virginia											
Totals		0	0	0	0.0-0	0-0	0	0	0		





COLE WISNIEWSKI (CONT.)

2024 GAME-BY-GAME STATS (@ NORTH DAKOTA STATE)

Opponent	GS	UA	A	TOT	TFL-YDS	INT-YDS	FF	FR	PBU
DNP									

2023 GAME-BY-GAME STATS (@ NORTH DAKOTA STATE)

Opponent	GS	UA	A	TOT	TFL-YDS	INT-YDS	FF	FR	PBU
vs. E. Washington *	7	4	11		0.0-0	1-39	0	0	1
Maine *	2	1	3		0.0-0	2-26	0	0	0
Central Arkansas *	3	3	6		0.0-0	0-0	1	0	0
South Dakota *	1	3	4		0.0-0	0-0	0	0	0
at Missouri State *	4	1	5		0.0-0	1-64	0	0	1
at North Dakota *	0	1	1		0.0-0	0-0	0	0	0
Western Illinois	DNP								
Murray State *	0	3	3		0.0-0	0-0	0	0	0
at S. Dakota St. *	6	5	11		0.0-0	0-0	0	0	1
Southern Ill. *	5	4	9		0.0-0	0-0	0	0	1
Northern Iowa *	4	6	10		1.0-5	1-75	0	0	1
Drake *	5	2	7		0.0-0	0-0	0	0	0
at Montana State *	7	1	8		1.0-2	1-0	0	0	0
at South Dakota *	0	3	3		0.0-0	2-35	0	0	0
at Montana *	5	6	11		0.0-0	0-0	0	0	0
Totals	49	43	92		2.0-7	8-239	1	0	5

2022 GAME-BY-GAME STATS (@ NORTH DAKOTA STATE)

Opponent	GS	UA	A	TOT	TFL-YDS	INT-YDS	FF	FR	PBU
Drake	DNP								
N. Carolina A&T	DNP								
at Arizona	DNP								
at South Dakota	DNP								
Youngstown St.	DNP								
at Indiana St.	DNP								
S. Dakota St.	DNP								
Illinois State	2	1	3		0.0-0	0-0	0	0	0
at W. Illinois	5	1	6		0.0-0	0-0	0	0	0
at S. Illinois	0	2	2		0.0-0	0-0	0	0	0
North Dakota	0	0	0		0.0-0	0-0	0	0	0
Montana	4	4	8		0.0-0	0-0	0	1	0
Samford	1	1	2		0.0-0	0-0	0	0	0
Incarnate Word	2	0	2		0.0-0	0-0	0	0	0
S. Dakota St. *	0	4	4		0.0-0	0-0	0	0	0
Totals	14	13	27		0.0-0	0-0	0	1	0

2021 GAME-BY-GAME STATS (@ NORTH DAKOTA STATE)

Opponent	GS	UA	A	TOT	TFL-YDS	INT-YDS	FF	FR	PBU
UAlbany	1	0	1		0.0-0	0-0	0	0	0
Valparaiso *	2	2	4		0.0-0	0-0	0	0	0
at Towson	2	0	2		0.0-0	0-0	0	0	0
at North Dakota	2	1	3		0.0-0	0-0	0	0	0
Northern Iowa	5	1	6		1.0-6	0-0	0	0	0
at Illinois State	0	1	1		0.0-0	0-0	0	0	0
Missouri State	6	2	8		0.0-0	0-0	0	0	0
Indiana State	0	1	1		0.5-0	0-0	0	0	1
at S. Dakota St.	3	1	4		1.0-3	0-0	0	0	0
at Youngstown St.	2	2	4		0.0-0	0-0	1	0	0
South Dakota	1	0	1		0.0-0	0-0	0	0	0
Southern Illinois *	3	1	4		0.0-0	0-0	1	0	0
E. Tennessee St.	2	2	4		0.0-0	0-0	0	0	0
James Madison	4	1	5		0.0-0	0-0	0	0	0
vs. Montana State	5	0	5		0.0-0	0-0	0	0	1
Totals	38	15	53		2.5-9	0-0	2	0	2

2020-21 GAME-BY-GAME STATS (@ NORTH DAKOTA STATE)

Opponent	GS	UA	A	TOT	TFL-YDS	INT-YDS	FF	FR	PBU
Central Arkansas	1	0	1		0.0-0	0-0	0	0	0
Youngstown St.	0	0	0		0.0-0	0-0	0	0	0
at Southern Ill.	0	0	0		0.0-0	0-0	0	0	0
at Missouri St.	1	0	1		0.0-0	0-0	0	0	0
Illinois State	0	0	0		0.0-0	0-0	0	0	0
North Dakota	1	1	2		0.0-0	0-0	0	0	0
at Northern Ill.	1	0	1		0.0-0	0-0	0	0	0
S. Dakota St.	1	1	2		0.0-0	0-0	0	0	0
Eastern Wash. *	4	5	9		0.0-0	0-0	0	0	0
at Sam Houston *	4	2	6		1.0-1	0-0	0	0	0
Totals	13	9	22		1.0-1	0-0	0	0	0

RED RAIDERS IN THE NCAA/BIG 12 STATS

- Final Statistics / 2024 -

QB BEHREN MORTON

Category	Stat	Big 12	NCAA
Completions per Game (99 ranked)	24.58	2nd	7th
Passing Touchdowns (159 ranked)	27	3rd	16th
Passing Yards (130 ranked)	3,335	4th	16th
Passing Yards per Game (130 ranked)	277.9	3rd	8th
Points Responsible for (199 ranked)	170	7th	35th
Points Responsible per Game (199 ranked)	14.2	6th	28th
Total Offense per Game (200 ranked)	276.1	3rd	18th

LB JACOB RODRIGUEZ

Category	Stat	Big 12	NCAA
Fumbles Recovered (19 ranked)	2	2nd	19th
Solo Tackles per Game (13 ranked)	5.9	1st	3rd
Total Tackles per Game (500 ranked)	9.8	1st	12th

TEAM/INDIVIDUAL STATISTICS

Team Results

	Date	Opponent		Score	Att.
	08/31/2024	Abilene Christian	Wot1	52-51	60229
	09/07/2024	at Washington St.	L	16-37	27372
	09/14/2024	North Texas	W	66-21	57865
*	09/21/2024	Arizona St.	W	30-22	58795
*	09/28/2024	Cincinnati	W	44-41	60229
*	10/05/2024	at Arizona	W	28-22	45773
*	10/19/2024	Baylor	L	35-59	60229
*	10/26/2024	at TCU	L	34-35	42144
*	11/02/2024	at Iowa St.	W	23-22	61500
*	11/09/2024	Colorado	L	27-41	60229
*	11/23/2024	at Oklahoma St.	W	56-48	52202
*	11/30/2024	West Virginia	W	52-15	52785
	12/27/2024	vs Arkansas	L	26-39	37764

Rushing

Player	gp	att	gain	loss	net	avg	td	lg	avg/g
Tahj Brooks	11	286	1553	48	1505	5.3	17	40	136.8
J'Koby Williams	10	41	240	4	236	5.8	2	54	23.6
Cameron Dickey	12	41	229	4	225	5.5	1	37	18.8
Cameran Brown	8	8	83	0	83	10.4	0	22	10.4
Will Hammond	4	17	65	16	49	2.9	2	12	12.3
Cam'Ron Valdez	2	9	43	3	40	4.4	0	17	20.0
Jalin Conyers	13	8	34	3	31	3.9	2	13	2.4
Drae McCray	10	1	13	0	13	13.0	0	13	1.3
Reese Burkhardt	12	1	4	0	4	4.0	1	4	0.3
Behren Morton	12	55	170	192	-22	-0.4	1	26	-1.8
Team	13	7	0	6	-6	-0.9	0	0	-0.5
Total	13	474	2434	276	2158	4.6	26	54	166.0
Opponents	13	443	2286	309	1977	4.5	28	70	152.1

Passing

Player	gp	effic	comp-att-int	pct	yds	td	lg	avg/g
Behren Morton	12	139.1	295-466-8	63.3	3335	27	70	277.9
Will Hammond	4	135.4	35-57-2	61.4	471	2	47	117.8
Cameran Brown	8	32.5	4-9-1	44.4	11	0	7	1.4
Coy Eakin	13	299.0	1-2-0	50.0	20	1	20	1.5
Jalin Conyers	13	598.0	1-1-0	100.0	20	1	20	1.5
Jason Llewellyn	12	0.0	0-1-0	0.0	0	0	0	0.0
Total	13	138.1	336-536-11	62.7	3857	31	70	296.7
Opponents	13	148.4	304-475-14	64.0	4005	28	94	308.1

Receiving

Player	gp	no.	yds	avg	td	lg	avg/g
Josh Kelly	12	89	1023	11.5	5	41	85.3
Caleb Douglas	13	60	877	14.6	6	57	67.5
Coy Eakin	13	49	652	13.3	7	70	50.2
Jalin Conyers	13	30	320	10.7	5	36	24.6
Tahj Brooks	11	28	199	7.1	1	30	18.1
Mason Tharp	13	13	138	10.6	2	44	10.6
Jordan Brown	13	12	149	12.4	0	42	11.5
Drae McCray	10	12	74	6.2	0	21	7.4
Johncarlos Miller II	13	10	122	12.2	3	45	9.4
J'Koby Williams	10	10	100	10.0	1	22	10.0
Cameron Dickey	12	9	47	5.2	1	12	3.9
Micah Hudson	8	8	123	15.4	0	38	15.4
Kelby Valsin	12	3	21	7.0	0	9	1.8
Brady Boyd	11	1	7	7.0	0	7	0.6
Cam'Ron Valdez	2	1	1	1.0	0	1	0.5
Tyson Turner	4	1	4	4.0	0	4	1.0
Total	13	336	3857	11.5	31	70	296.7
Opponents	13	304	4005	13.2	28	94	308.1

Game Records

Record	Overall	Home	Away	Neutral
ALL GAMES	8-5	5-2	3-2	0-1
CONFERENCE	6-3	3-2	3-1	0-0
NON-CONFERENCE	2-2	2-0	0-1	0-1

Team Statistics

	TTU	OPP
First Downs	319	301
Rushing	124	99
Passing	174	175
Penalty	21	27
Rushing Yardage	2158	1977
Rushing attempts	474	443
Average per rush	4.6	4.5
Average per game	166.0	152.1
TDs Rushing	26	28
Passing Yardage	3857	4005
Comp-Att-Int	336-536-11	304-475-14
Average per pass	7.2	8.4
Average per catch	11.5	13.2
Average per game	296.7	308.1
TDs Passing	31	28
Total offense	6015	5982
Average per play	6.0	6.5
Average per game	462.7	460.2
Kick returns: #-Yards	44-922	21-327
Punt returns: #-Yards	11-67	14-164
Int returns: #-Yards	14-126	11-161
Fumbles-Lost	17-10	20-8
Penalties-Yards	95-792	85-706
Punts-Avg	47-42.2	49-42.3
Time of possession / game	30:11	29:49
3rd-down conversion	102/208	65/171
4th-down conversion	14/29	15/26
PAT-attempts	(53-53) 100%	(49-52) 94%
2-point conversion-attempts	(4-7) 57%	(0-5) 0%

Interceptions

Player	no.	yds	avg	td	lg
CJ Baskerville	4	0	0.0	0	0
Chapman Lewis	3	0	0.0	0	0
AJ McCarty	2	51	25.5	1	51
Bralyn Lux	1	44	44.0	1	44
Bryce Ramirez	1	2	2.0	0	2
Quincy Ledet	1	20	20.0	0	20
Jacob Rodriguez	1	9	9.0	0	9
John Curry	1	0	0.0	0	0
Total	14	126	9.0	2	51
Opponents	11	161	14.6	0	47



INDIVIDUAL STATISTICS

Field Goals

Player	fg	pct.	01-19	20-29	30-39	40-49	50-99	lg	blk
Gino Garcia	19-20	95.0	0-0	5-5	10-10	3-3	1-2	53	0
Reese Burkhardt	3-4	75.0	0-0	0-0	1-1	2-2	0-1	41	0
Opponents	20-27	74.1	0-0	5-6	8-8	5-9	2-4	52	0

Scoring

Player	td	fg	PAT						pts
			kick	rush	rcv	pass	dxp	saf	
Tahj Brooks	18	-	-	-	-	-	-	-	108
Gino Garcia	-	19-20	40-40	-	-	-	-	-	97
Jalin Conyers	7	-	-	2	-	-	-	-	46
Coy Eakin	7	-	-	-	-	-	-	-	42
Caleb Douglas	6	-	-	-	-	-	-	-	36
Josh Kelly	5	-	-	-	1	-	-	-	32
Reese Burkhardt	1	3-4	12-12	-	-	-	-	-	27
Johncarlos Miller II	3	-	-	1	-	-	-	-	20
J'Koby Williams	3	-	-	-	-	-	-	-	18
Mason Tharp	2	-	-	-	-	-	-	-	12
Will Hammond	2	-	-	-	-	-	-	-	12
Cameron Dickey	2	-	-	-	-	-	-	-	12
Bralyn Lux	1	-	-	-	-	-	-	-	6
AJ McCarty	1	-	-	-	-	-	-	-	6
Behren Morton	1	-	-	-	-	1	-	-	6
Jacob Rodriguez	1	-	-	-	-	-	-	-	6
Isaac Smith	-	-	-	-	-	-	-	1	2
Stone Harrington	-	-	1-1	-	-	-	-	-	1
Total	60	22-24	53-53	3	1	1	0	1	489
Opponents	57	20-27	49-52	0	0	0	0	1	453

Score by Periods

Team	1st	2nd	3rd	4th	OT	TOT
Texas Tech	129	153	87	113	7	489
Opponents	93	101	115	138	6	453

Punting

Player	no.	yds	avg	lg	tb	fc	i20	50+	blk
Jack Burgess	47	1982	42.2	59	2	23	19	5	0
Total	47	1982	42.2	59	2	23	19	5	0
Opponents	49	2071	42.3	63	4	21	14	10	0

Punt Returns

Player	no.	yds	avg	td	lg
Josh Kelly	8	29	3.6	0	12
Jordan Brown	3	38	12.7	0	20
Total	11	67	6.1	0	20
Opponents	14	164	11.7	0	73

Kick Returns

Player	no.	yds	avg	td	lg
Drae McCray	17	432	25.4	0	74
J'Koby Williams	12	296	24.7	0	57
Jordan Brown	6	107	17.8	0	20
Cameron Dickey	3	40	13.3	0	17
Kelby Valsin	2	30	15.0	0	30
Jalin Conyers	1	9	9.0	0	9
Trent Low	1	11	11.0	0	11
Johncarlos Miller II	1	0	0.0	0	0
Caleb Douglas	1	-3	-3.0	0	0
Total	44	922	21.0	0	74
Opponents	21	327	15.6	0	29

All Purpose

Player	g	rush	rcv	pr	kr	ir	total	avg/g
Tahj Brooks	11	1505	199	0	0	0	1704	154.9
Josh Kelly	12	0	1023	29	0	0	1052	87.7
Caleb Douglas	13	0	877	0	-3	0	874	67.2
Coy Eakin	13	0	652	0	0	0	652	50.2
J'Koby Williams	10	236	100	0	296	0	632	63.2
Drae McCray	10	13	74	0	432	0	519	51.9
Jalin Conyers	13	31	320	0	9	0	360	27.7
Cameron Dickey	12	225	47	0	40	0	312	26.0
Jordan Brown	13	0	149	38	107	0	294	22.6
Mason Tharp	13	0	138	0	0	0	138	10.6
Micah Hudson	8	0	123	0	0	0	123	15.4
Johncarlos Miller II	13	0	122	0	0	0	122	9.4
Cameran Brown	8	83	0	0	0	0	83	10.4
AJ McCarty	13	0	0	0	0	51	51	3.9
Kelby Valsin	12	0	21	0	30	0	51	4.3
Will Hammond	4	49	0	0	0	0	49	12.3
Bralyn Lux	9	0	0	0	0	44	44	4.9
Cam'Ron Valdez	2	40	1	0	0	0	41	20.5
Quincy Ledet	11	0	0	0	0	20	20	1.8
Trent Low	13	0	0	0	11	0	11	0.8
Jacob Rodriguez	13	0	0	0	0	9	9	0.7
Brady Boyd	11	0	7	0	0	0	7	0.6
Reese Burkhardt	12	4	0	0	0	0	4	0.3
Tyson Turner	4	0	4	0	0	0	4	1.0
Bryce Ramirez	7	0	0	0	0	2	2	0.3
Behren Morton	12	-22	0	0	0	0	-22	-1.8
Total	13	2158	3857	67	922	126	7130	548.5
Opponents	13	1977	4005	164	327	161	6634	510.3

Total Offense

Player	g	plays	rush	pass	total	avg/g
Behren Morton	12	521	-22	3335	3313	276.1
Tahj Brooks	11	286	1505	0	1505	136.8
Will Hammond	4	74	49	471	520	130.0
J'Koby Williams	10	41	236	0	236	23.6
Cameron Dickey	12	41	225	0	225	18.8
Cameran Brown	8	17	83	11	94	11.8
Jalin Conyers	13	9	31	20	51	3.9
Cam'Ron Valdez	2	9	40	0	40	20.0
Coy Eakin	13	2	0	20	20	1.5
Drae McCray	10	1	13	0	13	1.3
Reese Burkhardt	12	1	4	0	4	0.3
Total	13	1010	2158	3857	6015	462.7
Opponents	13	918	1977	4005	5982	460.2

TEXAS TECH GAME-BY-GAME STATS

		Rushing				Receiving				Passing				Kick Returns				Punt Returns				tot			
Date	Opponent	no.	yds	td	lg	no.	yds	td	lg	cmp	att	int	yds	td	lg	no.	yds	td	lg	no.	yds	td	lg	off	
08/31/2024	Abilene Christian	32	161	1	21	30	378	5	36	30-42-0				378	5	36	5	200	0	74	0	0	0	0	539
09/07/2024	at Washington St.	27	148	0	22	35	343	2	42	35-60-2				343	2	42	3	28	0	17	2	20	0	12	491
09/14/2024	North Texas	37	232	4	37	24	354	4	70	24-34-1				354	4	70	0	0	0	0	2	-6	0	0	586
09/21/2024	Arizona St.	39	133	1	25	24	201	2	21	24-44-0				201	2	21	2	39	0	24	2	12	0	11	334
09/28/2024	Cincinnati	36	231	2	35	19	251	2	49	19-29-0				251	2	49	4	72	0	35	1	3	0	3	482
10/05/2024	at Arizona	29	117	3	32	17	214	0	57	17-29-0				214	0	57	0	0	0	0	0	0	0	0	331
10/19/2024	Baylor	35	149	1	31	34	306	4	32	34-50-1				306	4	32	4	30	0	18	1	0	0	0	455
10/26/2024	at TCU	50	180	3	13	23	258	1	44	23-38-0				258	1	44	5	99	0	24	0	0	0	0	438
11/02/2024	at Iowa St.	34	129	1	17	21	237	2	35	21-40-2				237	2	35	5	101	0	28	0	0	0	0	366
11/09/2024	Colorado	46	113	1	25	24	275	2	35	24-41-1				275	2	35	6	154	0	57	2	18	0	13	388
11/23/2024	at Oklahoma St.	39	139	3	40	37	401	4	34	37-53-1				401	4	34	5	130	0	45	0	0	0	0	540
11/30/2024	West Virginia	33	209	4	37	28	359	2	41	28-42-1				359	2	41	3	33	0	18	1	20	0	20	568
12/27/2024	vs Arkansas	37	217	2	54	20	280	1	47	20-34-2				280	1	47	2	36	0	20	0	0	0	0	497
Texas Tech		474	2158	26	54	336	3857	31	70	336-536-11				3857	31	70	44	922	0	74	11	67	0	20	6015
Opponents		443	1977	28	70	304	4005	28	94	304-475-14				4005	28	94	21	327	0	29	14	164	0	73	5982

Texas Tech Averages

Games	Avg/ rush	Avg/ catch	Pass effic	KR avg	PR avg	All purpose avg/game	Total offense avg/game
13	4.6	11.5	138.1	21.0	6.1	548.5	462.7

Date	Opponent	Tackles				Sacks no-yds	Fumble		Pass Defense			blkd kick	PAT attempts			off		
		ua	a	total	tfl-yds		ff	fr-yds	int-yds	qbh	brup		kick	rush	rcv	saf	t/o	pts
08/31/2024	Abilene Christian	47	30	77	7.0-25	0-0	2	1-0	0-0	2	4	0	5-5	1	0	0	8	52
09/07/2024	at Washington St.	47	8	55	6.0-22	1-15	1	0-0	1-0	4	0	0	1-1	0	0	0	0	16
09/14/2024	North Texas	38	28	66	5.0-15	1-3	0	0-0	3-46	3	1	0	9-9	0	0	0	21	66
09/21/2024	Arizona St.	25	44	69	2.0-5	1-3	0	0-0	1-0	3	4	1	3-3	0	0	0	7	30
09/28/2024	Cincinnati	40	38	78	6.0-15	1-2	2	1-0	1-51	3	1	0	5-5	0	0	0	14	44
10/05/2024	at Arizona	34	48	82	4.0-27	2-24	1	1-0	2-20	4	3	0	2-2	1	0	0	18	28
10/19/2024	Baylor	39	20	59	0.0-0	0-0	0	0-0	0-0	1	4	0	3-3	0	1	0	0	35
10/26/2024	at TCU	26	32	58	7.0-24	3-17	1	1-0	2-0	1	3	0	4-4	0	0	0	7	34
11/02/2024	at Iowa St.	35	42	77	6.0-18	2-6	1	1-0	1-0	4	3	0	2-2	0	0	0	0	23
11/09/2024	Colorado	43	16	59	7.0-32	3-21	0	0-0	0-0	7	1	0	3-3	0	0	0	0	27
11/23/2024	at Oklahoma St.	40	22	62	4.0-15	1-10	0	1-0	1-9	2	2	1	8-8	0	0	0	7	56
11/30/2024	West Virginia	46	32	78	7.0-41	4-35	1	1-0	2-0	3	1	0	5-5	1	0	0	8	52
12/27/2024	vs Arkansas	36	32	68	7.0-27	2-16	2	1-0	0-0	4	5	0	3-3	0	0	1	0	26
Texas Tech		496	392	888	68.0-266	21-152	11	8-0	14-126	41	32	2	53-53	3	1	1	90	489
Opponents		571	368	939	73.0-303	25-190	9	10-22	11-161	49	50	0	49-52	0	0	1	65	453

Date	Opponent	Punting										Field Goals			Kickoffs				
		no.	yds	avg	long	blkd	tb	fc	50+	i20	md-att	long	blkd	no.	yds	avg	tb	ob	
08/31/2024	Abilene Christian	1	45	45.0	45	0	0	1	0	1	3-3	41	0	9	584	64.9	6	0	
09/07/2024	at Washington St.	3	128	42.7	59	0	0	1	1	0	1-1	37	0	3	195	65.0	3	0	
09/14/2024	North Texas	4	182	45.5	52	0	0	0	2	2	1-1	25	0	11	719	65.4	9	0	
09/21/2024	Arizona St.	5	210	42.0	49	0	1	2	0	1	3-3	40	0	7	432	61.7	5	0	
09/28/2024	Cincinnati	1	37	37.0	37	0	0	1	0	1	3-3	45	0	9	580	64.4	7	0	
10/05/2024	at Arizona	7	295	42.1	47	0	0	3	0	2	2-2	41	0	5	324	64.8	4	0	
10/19/2024	Baylor	5	202	40.4	47	0	0	2	0	2	0-0	0	0	6	292	48.7	2	2	
10/26/2024	at TCU	5	212	42.4	52	0	1	2	1	4	2-3	38	0	7	411	58.7	4	0	
11/02/2024	at Iowa St.	5	196	39.2	45	0	0	4	0	1	1-1	44	0	5	314	62.8	3	0	
11/09/2024	Colorado	3	131	43.7	45	0	0	3	0	1	2-3	53	0	6	324	54.0	2	0	
11/23/2024	at Oklahoma St.	4	169	42.3	51	0	0	2	1	2	0-0	0	0	9	510	56.7	5	1	
11/30/2024	West Virginia	0	0	0.0	0	0	0	0	0	0	3-3	32	0	10	598	59.8	5	0	
12/27/2024	vs Arkansas	4	175	43.8	46	0	0	2	0	2	1-1	37	0	6	338	56.3	3	1	
Texas Tech		47	1982	42.2	59	0	2	23	5	19	22-24	53	0	93	5621	60.4	58	4	
Opponents		49	2071	42.3	63	0	4	21	10	14	20-27	52	0	87	5112	58.8	35	4	





OPPONENTS GAME-BY-GAME STATS

		Rushing				Receiving				Passing				Kick Returns				Punt Returns				tot			
Date	Opponent	no.	yds	td	lg	no.	yds	td	lg	cmp	att	int	yds	td	lg	no.	yds	td	lg	no.	yds	td	lg	off	
08/31/2024	Abilene Christian	35	109	4	13	36	506	3	71	36-51-0				506	3	71	2	45	0	27	0	0	0	0	615
09/07/2024	at Washington St.	46	301	4	68	9	115	1	39	9-19-1				115	1	39	0	0	0	0	1	4	0	4	416
09/14/2024	North Texas	33	135	1	21	17	218	2	75	17-31-3				218	2	75	2	43	0	23	3	47	0	20	353
09/21/2024	Arizona St.	30	94	3	11	22	282	0	66	22-38-1				282	0	66	2	26	0	14	0	0	0	0	376
09/28/2024	Cincinnati	33	129	1	36	31	426	4	71	31-45-1				426	4	71	2	47	0	29	0	0	0	0	555
10/05/2024	at Arizona	30	121	1	20	28	301	0	40	28-49-2				301	0	40	1	13	0	13	2	16	0	15	422
10/19/2024	Baylor	33	255	3	44	21	274	5	35	21-32-0				274	5	35	1	18	0	18	2	74	0	73	529
10/26/2024	at TCU	27	117	2	35	21	344	3	84	21-32-2				344	3	84	1	22	0	22	2	6	0	6	461
11/02/2024	at Iowa St.	38	133	0	26	22	299	2	44	22-38-1				299	2	44	0	0	0	0	1	13	0	13	432
11/09/2024	Colorado	27	60	1	13	30	291	3	24	30-43-0				291	3	24	3	47	0	27	0	0	0	0	351
11/23/2024	at Oklahoma St.	31	165	5	68	27	343	2	35	27-36-1				343	2	35	3	27	0	16	2	4	0	6	508
11/30/2024	West Virginia	35	140	1	27	29	265	1	30	29-40-2				265	1	30	2	15	0	10	0	0	0	0	405
12/27/2024	vs Arkansas	45	218	2	70	11	341	2	94	11-21-0				341	2	94	2	24	0	18	1	0	0	0	559
Opponents		443	1977	28	70	304	4005	28	94	304-475-14				4005	28	94	21	327	0	29	14	164	0	73	5982
Texas Tech		474	2158	26	54	336	3857	31	70	336-536-11				3857	31	70	44	922	0	74	11	67	0	20	6015

Opponents Averages

Games	Avg/ rush	Avg/ catch	Pass effic	KR avg	PR avg	All purpose avg/game	Total offense avg/game
13	4.5	13.2	148.4	15.6	11.7	510.3	460.2

Date	Opponent	Tackles				Sacks no-yds	Fumble		Pass Defense			blkd kick	PAT attempts			off		
		ua	a	total	tfl-yds		ff	fr-yds	int-yds	qbh	brup		kick	rush	rcv	saf	t/o	pts
08/31/2024	Abilene Christian	43	32	75	4.0-19	1-8	0	0-0	0-0	2	3	0	6-6	0	0	0	0	51
09/07/2024	at Washington St.	49	26	75	7.0-24	1-6	1	2-16	2-22	13	4	0	4-5	0	0	0	13	37
09/14/2024	North Texas	40	30	70	9.0-25	1-11	1	0-0	1-23	1	3	0	3-3	0	0	0	7	21
09/21/2024	Arizona St.	44	32	76	4.0-26	2-19	0	0-0	0-0	7	7	0	1-2	0	0	0	0	22
09/28/2024	Cincinnati	45	14	59	7.0-17	0-0	1	1-0	0-0	2	2	0	5-5	0	0	0	3	41
10/05/2024	at Arizona	22	36	58	4.0-30	2-25	2	2-0	0-0	1	4	0	1-1	0	0	0	6	22
10/19/2024	Baylor	51	26	77	6.0-22	2-14	0	1-0	1-9	1	5	0	8-8	0	0	0	10	59
10/26/2024	at TCU	53	28	81	2.0-7	2-7	1	2-0	0-0	2	2	0	5-5	0	0	0	0	35
11/02/2024	at Iowa St.	28	36	64	5.0-20	3-16	1	0-0	2-2	6	6	0	1-1	0	0	0	7	22
11/09/2024	Colorado	59	26	85	11.0-63	7-56	2	2-6	1-12	3	4	0	5-5	0	0	0	3	41
11/23/2024	at Oklahoma St.	58	24	82	6.0-27	3-21	0	0-0	1-20	6	4	0	6-7	0	0	0	7	48
11/30/2024	West Virginia	43	26	69	4.0-10	0-0	0	0-0	1-0	3	2	0	0-0	0	0	0	6	15
12/27/2024	vs Arkansas	36	32	68	4.0-13	1-7	0	0-0	2-73	2	4	0	4-4	0	0	1	3	39
Opponents		571	368	939	73.0-303	25-190	9	10-22	11-161	49	50	0	49-52	0	0	1	65	453
Texas Tech		496	392	888	68.0-266	21-152	11	8-0	14-126	41	32	2	53-53	3	1	1	90	489

Date	Opponent	Punting										Field Goals			Kickoffs			
		no.	yds	avg	long	blkd	tb	fc	50+	i20	md-att	long	blkd	no.	yds	avg	tb	ob
08/31/2024	Abilene Christian	2	79	39.5	45	0	0	2	0	0	1-1	21	0	8	477	59.6	2	0
09/07/2024	at Washington St.	5	211	42.2	52	0	0	2	1	3	1-2	25	0	7	348	49.7	3	0
09/14/2024	North Texas	6	257	42.8	48	0	0	2	0	1	0-1	0	0	4	260	65.0	4	0
09/21/2024	Arizona St.	3	130	43.3	51	0	0	1	1	0	1-1	34	0	4	241	60.3	0	2
09/28/2024	Cincinnati	1	43	43.0	43	0	0	0	0	0	2-4	37	0	8	487	60.9	4	0
10/05/2024	at Arizona	3	130	43.3	45	0	0	3	0	0	5-6	52	0	6	390	65.0	6	0
10/19/2024	Baylor	4	196	49.0	63	0	2	0	1	2	1-1	31	0	10	623	62.3	5	1
10/26/2024	at TCU	4	138	34.5	44	0	0	3	0	0	0-0	0	0	6	367	61.2	0	1
11/02/2024	at Iowa St.	3	124	41.3	49	0	0	2	0	1	3-4	49	0	6	344	57.3	1	0
11/09/2024	Colorado	8	308	38.5	51	0	0	0	2	3	2-2	33	0	8	410	51.3	1	0
11/23/2024	at Oklahoma St.	4	166	41.5	50	0	1	3	1	2	0-1	0	0	8	423	52.9	2	0
11/30/2024	West Virginia	2	96	48.0	52	0	1	0	1	0	1-1	52	0	4	223	55.8	1	0
12/27/2024	vs Arkansas	4	193	48.3	53	0	0	3	3	2	3-3	43	0	8	519	64.9	6	0
Opponents		49	2071	42.3	63	0	4	21	10	14	20-27	52	0	87	5112	58.8	35	4
Texas Tech		47	1982	42.2	59	0	2	23	5	19	22-24	53	0	93	5621	60.4	58	4

GAME-BY-GAME INDIVIDUAL STATS | OFFENSE

PASSING

#2 Behren Morton	Comp	Att	Int	Pct	Yards	TD	Long	Sacked	Effic.
Abilene Christian	30	42	0	71.4	378	5	36	1-8	186.3
Washington St.	34	58	2	58.6	323	1	42	1-6	104.2
North Texas	15	19	0	78.9	273	4	70	1-11	269.1
Arizona St.	24	44	0	54.5	201	2	21	2-19	107.9
Cincinnati	19	29	0	65.5	251	2	49	0-0	161.0
Arizona	17	29	0	58.6	214	0	57	2-25	120.6
Baylor	33	49	1	67.3	286	3	32	2-14	132.5
TCU	13	22	0	59.1	137	0	44	1-5	111.4
Iowa St.	21	40	2	52.5	237	2	35	3-19	108.8
Colorado	24	40	1	60.0	275	2	35	7-56	129.3
Oklahoma St.	37	53	1	69.8	401	4	34	3-21	154.5
West Virginia	28	41	1	68.3	359	2	41	0-0	153.1
Totals	295	466	8	63.3	3335	27	70	23-184	139.1

#8 Coy Eakin	Comp	Att	Int	Pct	Yards	TD	Long	Sacked	Effic.
Washington St.	1	1	0	100.0	20	1	20	0-0	598.0
TCU	0	1	0	0.0	0	0	0	0-0	0.0
Totals	1	2	0	50.0	20	1	20	0-0	299.0

#12 Jalin Conyers	Comp	Att	Int	Pct	Yards	TD	Long	Sacked	Effic.
Baylor	1	1	0	100.0	20	1	20	0-0	598.0
Totals	1	1	0	100.0	20	1	20	0-0	598.0

#15 Will Hammond	Comp	Att	Int	Pct	Yards	TD	Long	Sacked	Effic.
North Texas	5	7	0	71.4	70	0	32	0-0	155.4
TCU	10	15	0	66.7	121	1	36	1-2	156.4
West Virginia	0	1	0	0.0	0	0	0	0-0	0.0
Arkansas	20	34	2	58.8	280	1	47	1-7	125.9
Totals	35	57	2	61.4	471	2	47	2-9	135.4

Rushing

Player	No-Yds/TD	ACU	WSU	UNT	ASU	UC	UA	Baylor	TCU	IowaSt	CU	OSU	WVU	AR
Tahj Brooks	286-1505/17	27-153/1	DNP	17-109/1	27-117/0	32-172/2	21-128/3	25-125/1	30-121/1	25-122/1	31-137/1	28-133/3	23-188/3	DNP
Behren Morton	55--22/1	2--5/0	4-7/0	2--1/1	3--15/0	3-46/0	4--23/0	6-3/0	3--3/0	8-6/0	11--36/0	8-3/0	1--4/0	DNP
J'Koby Williams	41-236/2	DNP	DNP	4-27/1	2-7/0	DNP	-	-	8-42/0	1-1/0	4-12/0	2-4/0	5-20/0	15-123/1
Cameron Dickey	41-225/1	1-5/0	7-25/0	10-75/1	3-24/0	-	1-1/0	4-21/0	-	-	-	-	DNP	15-74/0
Will Hammond	17-49/2	DNP	DNP	2-11/0	DNP	DNP	DNP	DNP	8-16/1	DNP	DNP	DNP	2-8/1	5-14/0
Cam'Ron Valdez	9-40/0	1-6/0	8-34/0	DNP	DNP	DNP	DNP	DNP	DNP	DNP	DNP	DNP	DNP	DNP
Cameran Brown	8-83/0	1-2/0	5-70/0	2-11/0	-	-	-	DNP	DNP	DNP	-	-	DNP	DNP
Jalin Conyers	8-31/2	-	3-12/0	-	1-3/1	1-13/0	-	-	-	-	-	-	1--3/0	2-6/1
Drae McCray	1-13/0	-	-	-	-	-	1-13/0	-	DNP	DNP	DNP	-	-	-
Reese Burkhardt	1-4/1	-	-	-	-	-	-	-	1-4/1	-	-	DNP	-	-

Receiving

Player	No-Yds/TD	ACU	WSU	UNT	ASU	UC	UA	Baylor	TCU	IowaSt	CU	OSU	WVU	AR
Josh Kelly	89-1023/5	10-156/1	9-95/0	2-36/1	10-89/1	8-111/0	5-27/0	9-76/0	7-19/0	8-127/2	8-106/0	4-31/0	9-150/0	DNP
Caleb Douglas	60-877/6	4-42/1	4-71/0	2-24/0	5-63/0	1-4/0	5-116/0	9-99/3	9-140/0	5-35/0	3-16/0	5-102/1	3-50/1	5-115/0
Coy Eakin	49-652/7	5-76/2	5-54/0	1-70/1	3-29/0	3-78/2	2-12/0	3-20/0	4-56/1	2-32/0	4-40/0	7-90/0	6-48/0	4-47/1
Jalin Conyers	30-320/5	5-63/1	2-6/0	4-36/1	-	1-3/0	2-14/0	-	1-25/0	-	3-50/2	7-74/1	4-37/0	1-12/0
Tahj Brooks	28-199/1	3-14/0	DNP	-	2-3/0	-	1--2/0	4-22/0	1-1/0	2-10/0	4-51/0	9-65/1	2-35/0	DNP
Mason Tharp	13-138/2	1-9/0	1--1/0	-	1-12/0	1-16/0	1-9/0	-	1-9/0	2-18/0	-	2-13/1	2-9/1	1-44/0
Jordan Brown	12-149/0	1-11/0	3-41/0	3-49/0	-	-	-	2-11/0	-	1-13/0	1-7/0	-	-	1-9/0
Drae McCray	12-74/0	-	3-18/0	2-12/0	1-0/0	5-39/0	-	1-5/0	DNP	DNP	DNP	-	-	-
Johncarlos Miller II	10-122/3	1-7/0	1-20/1	2-55/1	1-5/1	-	-	1-13/0	-	-	1-5/0	2-21/0	-	1--4/0
J'Koby Williams	10-100/1	DNP	DNP	1-10/0	-	DNP	-	2-22/1	-	1-2/0	-	-	2-30/0	4-36/0
Cameron Dickey	9-47/1	-	5-34/1	2-8/0	-	-	-	1-0/0	-	-	-	-	DNP	1-5/0
Micah Hudson	8-123/0	-	1-4/0	3-43/0	1-0/0	-	1-38/0	2-38/0	-	DNP	DNP	DNP	DNP	DNP
Kelby Valsin	3-21/0	-	-	-	-	-	-	-	-	DNP	-	1-5/0	-	2-16/0
Brady Boyd	1-7/0	DNP	-	1-7/0	-	-	-	-	-	DNP	-	-	-	-
Tyson Turner	1-4/0	DNP	-	1-4/0	DNP	DNP	DNP	DNP	DNP	DNP	DNP	-	-	DNP
Cam'Ron Valdez	1-1/0	-	1-1/0	DNP	DNP	DNP	DNP	DNP	DNP	DNP	DNP	DNP	DNP	DNP

## DEFENSIVE STATISTICS

## Team Defense

##	Player	gp	Tackles				Sacks	Pass defense			Fumbles		blkd	
			ua	a	tot	tfl/yds		int-yds	brup	qbh	fr-yds	ff	kick	saf
10	Jacob Rodriguez	13	77	50	127	10.5-63	5-42	1-9	4	5	2-0	3	.	.
13	Ben Roberts	13	38	45	83	4.5-11	.	.	.	6	.	3	.	.
9	CJ Baskerville	13	52	26	78	2.5-4	.	4-0	4	.	.	.	.	.
4	Maurion Horn	13	31	25	56	3-6	.	.	5	1	.	.	.	.
25	Chapman Lewis	11	27	16	43	1-2	.	3-0	3	.	1-0	.	.	.
7	Brenden Jordan	13	18	18	36	2.5-9	0.5-4	.	3	.	2-0	.	.	.
6	John Curry	13	18	17	35	0.5-1	.	1-0	.	1	.	.	.	.
0	Bralyn Lux	9	29	3	32	.	.	1-44	3	.	.	.	.	.
1	AJ McCarty	13	20	12	32	6.5-14	0.5-2	2-51	2	.	.	.	.	.
17	Isaac Smith	12	15	16	31	3.5-27	2.5-24	.	.	1	.	.	.	1
35	Miquel Dingle Jr	13	15	14	29	1.5-4	0.5-2	.	.	2	.	1	.	.
12	Marquez Stevenson	12	13	10	23	.	.	.	2	.	.	1	.	.
51	Jayden Cofield	13	11	12	23	4.5-17	2-11	.	1	2	.	.	.	.
5	Quincy Ledet	11	7	15	22	2.5-5	.	1-20	.	4	.	.	.	.
95	Trevon McAlpine	11	12	9	21	2-13	1.5-10	.	.	.	.	.	1	.
22	Devynn Cromwell	9	9	11	20	.	.	.	.	.	.	.	.	.
11	Charles Esters III	9	5	13	18	2-7	0.5-3	.	1	3	1-0	.	.	.
94	Braylon Rigsby	12	5	13	18	3-4	.	.	1	3	.	.	.	.
52	De'Braylon Carroll	12	5	12	17	3-7	.	.	.	3	1-0	.	.	.
3	Bryce Ramirez	7	12	5	17	0.5-1	.	1-2	.	1	.	.	.	.
8	E'Maurion Banks	7	9	7	16	3-9	.	.	.	1	.	.	1	.
21	Jordan Sanford	13	10	6	16	.	.	.	.	.	.	.	.	.
33	Harvey Dyson III	8	9	3	12	3-13	2-10	.	2	5	1-0	1	.	.
88	Amier Washington	12	5	5	10	1-1	0.5-1	.	.	2	.	.	.	.
45	Terrell Tilmon	11	6	3	9	3.5-25	3.5-25	.	.	1	.	1	.	.
91	James Hansen	10	4	2	6	2-13	1-10	.	.	.	.	1	.	.
90	Ansel Nedore	9	3	3	6	.	.	.	.	.	.	.	.	.
31	Joseph Plunk	12	5	.	5	.	.	.	.	.	.	.	.	.
38	Reese Burkhardt	12	1	3	4	.	.	.	.	.	.	.	.	.
2	Jalon Peoples	4	4	.	4	.	.	.	1	.	.	.	.	.
36	Justin Horne	10	1	3	4	0.5-1	0.5-1	.	.	.	.	.	.	.
99	Sam Carrell	5	1	2	3	1-2	.	.	.	.	.	.	.	.
34	Trent Low	13	1	2	3	.	.	.	.	.	.	.	.	.
42	Marcus Ramon-Edwards	4	2	1	3	.	.	.	.	.	.	.	.	.
29	Chief Collins	13	1	1	2	.	.	.	.	.	.	.	.	.
30	Jackson Knotts	13	.	2	2	.	.	.	.	.	.	.	.	.
26	Sammy Morris IV	13	1	1	2	.	.	.	.	.	.	.	.	.
40	Wesley Smith	13	.	2	2	.	.	.	.	.	.	.	.	.
8	Coy Eakin	13	2	.	2	.	.	.	.	.	.	.	.	.
16	Ashton Hampton	2	1	1	2	0.5-7	0.5-7	.	.	.	.	.	.	.
24	Malik Esquerria	2	2	.	2	.	.	.	.	.	.	.	.	.
28	Peyton Morgan	2	2	.	2	.	.	.	.	.	.	.	.	.
48	Gage Elder	4	1	.	1	.	.	.	.	.	.	.	.	.
80	Mason Tharp	13	1	.	1	.	.	.	.	.	.	.	.	.
14	Drew Hocutt	13	.	1	1	.	.	.	.	.	.	.	.	.
18	JohnCarlos Miller II	13	1	.	1	.	.	.	.	.	.	.	.	.
10	Drae McCray	10	1	.	1	.	.	.	.	.	.	.	.	.
5	Caleb Douglas	13	1	.	1	.	.	.	.	.	.	.	.	.
58	Tanner Allen	1	1	.	1	.	.	.	.	.	.	.	.	.
89	Jason Llewellyn	12	.	1	1	.	.	.	.	.	.	.	.	.
15	Will Hammond	4	1	.	1	.	.	.	.	.	.	.	.	.
33	Cameron Dickey	12	.	1	1	.	.	.	.	.	.	.	.	.
<b>Totals</b>		<b>13</b>	<b>496</b>	<b>392</b>	<b>888</b>	<b>68-266</b>	<b>21-152</b>	<b>14-126</b>	<b>32</b>	<b>41</b>	<b>8-0</b>	<b>11</b>	<b>2</b>	<b>1</b>
Opponents		13	571	368	939	73-303	25-190	11-161	50	49	10-22	9	0	1

GAME-BY-GAME INDIVIDUAL STATS | DEFENSE

Total Tackles

Player	S-A	Total	ACU	WSU	UNT	ASU	UC	UA	Baylor	TCU	IowaSt	CU	OSU	WVU	AR
Jacob Rodriguez	77-50	127	9-4	7-0	1-0	2-7	7-4	5-8	7-5	1-4	9-4	13-4	7-5	4-1	5-4
Ben Roberts	38-45	83	4-3	7-0	3-0	2-9	4-8	2-3	3-3	3-4	2-5	2-0	3-4	2-2	1-4
CJ Baskerville	52-26	78	7-2	4-1	2-0	1-2	3-6	3-4	4-1	2-2	3-3	3-0	7-0	6-2	7-3
Maurion Horn	31-25	56	6-5	-	1-0	2-2	3-2	6-4	4-1	0-1	3-5	1-0	2-1	3-2	0-2
Chapman Lewis	27-16	43	1-1	2-0	4-0	4-3	0-2	DNP	DNP	3-4	4-3	2-0	2-1	3-2	2-0
Brenden Jordan	18-18	36	3-0	0-1	0-1	1-3	4-1	0-2	3-0	1-3	1-2	0-1	0-1	3-2	2-1
John Curry	18-17	35	0-1	2-0	3-2	2-2	1-1	1-0	-	2-1	-	1-0	1-1	2-5	3-4
Bralyn Lux	29-3	32	DNP	1-0	2-0	DNP	DNP	4-1	3-0	5-0	3-1	3-0	4-0	4-1	DNP
AJ McCarty	20-12	32	2-3	1-0	2-0	2-2	2-1	0-1	1-0	2-1	1-0	2-2	4-0	1-1	0-1
Isaac Smith	15-16	31	2-2	2-1	2-2	0-1	1-1	DNP	1-0	1-2	3-4	1-0	0-2	-	2-1
Miquel Dingle Jr	15-14	29	1-0	1-1	1-3	2-1	-	1-0	1-2	-	1-1	3-0	-	3-6	1-0
Marquez Stevenson	13-10	23	0-1	DNP	3-1	1-2	2-3	2-0	-	2-1	-	1-0	0-1	1-0	1-1
Jayden Cofield	11-12	23	1-0	3-0	0-4	0-1	1-1	0-1	1-1	-	1-2	-	-	2-0	2-2
Quincy Ledet	7-15	22	0-2	2-1	0-2	0-2	1-3	-	1-1	0-1	0-2	2-1	1-0	DNP	DNP
Trevon McAlpine	12-9	21	2-0	2-1	1-1	DNP	-	1-0	2-0	0-1	1-4	1-2	-	2-0	DNP
Devynn Cromwell	9-11	20	0-1	-	1-0	-	DNP	4-5	3-5	1-0	DNP	-	-	DNP	DNP
Charles Esters III	5-13	18	DNP	DNP	DNP	DNP	-	0-3	0-1	1-2	2-2	2-3	0-1	0-1	-
Braylon Rigsby	5-13	18	-	2-0	0-1	-	0-1	0-1	DNP	-	0-3	2-1	1-3	0-1	0-2
Bryce Ramirez	12-5	17	1-0	1-0	4-1	2-1	1-1	2-2	1-0	DNP	DNP	DNP	DNP	DNP	DNP
De'Braylon Carroll	5-12	17	-	-	0-1	-	4-2	0-4	-	0-2	-	0-2	-	DNP	1-1
Jordan Sanford	10-6	16	-	3-1	3-0	-	3-0	0-2	-	-	-	-	-	0-2	1-1
E'Maurion Banks	9-7	16	2-1	4-1	1-2	1-0	1-1	0-2	-	DNP	DNP	DNP	DNP	DNP	DNP
Harvey Dyson III	9-3	12	2-0	DNP	DNP	1-0	1-0	0-2	2-0	1-0	1-1	1-0	DNP	DNP	DNP
Amier Washington	5-5	10	-	-	-	2-2	-	DNP	-	1-0	-	-	1-1	1-1	0-1
Terrell Tilmon	6-3	9	DNP	DNP	-	-	-	1-0	-	0-1	-	-	2-0	3-1	0-1
James Hansen	4-2	6	-	-	-	DNP	DNP	-	-	-	-	DNP	1-0	2-0	1-2
Ansel Nedore	3-3	6	0-1	-	1-0	-	DNP	0-2	DNP	DNP	DNP	1-0	1-0	-	-
Joseph Plunk	5-0	5	-	-	2-0	-	1-0	DNP	-	-	-	-	-	-	2-0
Jalon Peoples	4-0	4	4-0	-	-	-	DNP	DNP	DNP	DNP	DNP	DNP	DNP	DNP	DNP
Justin Horne	1-3	4	-	-	0-2	-	-	-	-	0-1	-	1-0	DNP	DNP	DNP
Reese Burkhardt	1-3	4	0-2	-	-	-	-	-	-	0-1	-	1-0	DNP	-	-
Marcus Ramon-Edwards	2-1	3	DNP	DNP	-	-	DNP	-	DNP	DNP	DNP	DNP	DNP	2-1	DNP
Trent Low	1-2	3	-	-	0-1	-	-	-	-	-	-	-	1-1	-	-
Sam Carrell	1-2	3	-	1-0	0-1	-	DNP	DNP	DNP	DNP	DNP	DNP	DNP	0-1	DNP
Coy Eakin	2-0	2	-	-	-	-	-	-	1-0	-	-	-	-	-	1-0
Malik Esquerra	2-0	2	DNP	DNP	DNP	DNP	DNP	DNP	DNP	DNP	DNP	DNP	DNP	1-0	1-0
Peyton Morgan	2-0	2	DNP	DNP	DNP	DNP	DNP	DNP	DNP	DNP	DNP	DNP	1-0	DNP	1-0
Ashton Hampton	1-1	2	DNP	DNP	DNP	DNP	DNP	DNP	DNP	DNP	DNP	DNP	DNP	-	1-1
Sammy Morris IV	1-1	2	-	-	-	0-1	-	1-0	-	-	-	-	-	-	-
Chief Collins	1-1	2	-	-	-	0-1	-	1-0	-	-	-	-	-	-	-
Jackson Knotts	0-2	2	-	-	0-2	-	-	-	-	-	-	-	-	-	-
Wesley Smith	0-2	2	-	-	-	0-2	-	-	-	-	-	-	-	-	-
Caleb Douglas	1-0	1	-	1-0	-	-	-	-	-	-	-	-	-	-	-
Drae McCray	1-0	1	-	1-0	-	-	-	-	-	DNP	DNP	DNP	-	-	-
Will Hammond	1-0	1	DNP	DNP	-	DNP	DNP	DNP	DNP	-	DNP	DNP	DNP	-	1-0
Johncarlos Miller II	1-0	1	-	-	-	-	-	-	1-0	-	-	-	-	-	-
Gage Elder	1-0	1	DNP	DNP	1-0	DNP	DNP	DNP	DNP	DNP	-	DNP	-	-	DNP
Tanner Allen	1-0	1	DNP	DNP	DNP	DNP	DNP	DNP	DNP	DNP	DNP	DNP	DNP	1-0	DNP
Mason Tharp	1-0	1	-	-	-	-	-	-	-	-	-	-	1-0	-	-
Drew Hocutt	0-1	1	0-1	-	-	-	-	-	-	-	-	-	-	-	-
Cameron Dickey	0-1	1	-	-	-	-	-	0-1	-	-	-	-	-	DNP	-
Jason Llewellyn	0-1	1	-	-	0-1	-	DNP	-	-	-	-	-	-	-	-





# GAME-BY-GAME INDIVIDUAL STATS | DEFENSE

## TACKLES FOR LOSS

Player	UA-A	Total	ACU	WSU	UNT	ASU	UC	UA	Baylor	TCU	IowaSt	CU	OSU	WVU	AR
Jacob Rodriguez	9-3	10.5	2.0-13	-	-	1.0-2	0.5-2	1.0-16	-	-	2.5-7	1.5-11	-	1.0-10	1.0-2
AJ McCarty	4-5	6.5	-	-	1.0-3	0.5-2	1.0-1	-	-	0.5-1	-	1.0-4	1.0-1	1.0-1	0.5-1
Jayden Cofield	4-1	4.5	1.0-2	-	-	-	1.0-2	-	-	-	0.5-0	-	-	1.0-9	1.0-4
Ben Roberts	3-3	4.5	1.0-2	1.0-2	-	-	2.0-5	-	-	-	0.5-2	-	-	-	-
Terrell Tilmon	3-1	3.5	DNP	DNP	-	-	-	1.0-8	-	0.5-1	-	-	-	2.0-16	-
Isaac Smith	2-3	3.5	0.5-1	1.0-15	-	-	-	DNP	-	-	0.5-2	-	-	-	1.5-9
Maurion Horn	3-0	3.0	1.0-2	-	-	-	-	1.0-1	-	-	-	-	-	1.0-3	-
Harvey Dyson III	3-0	3.0	1.0-3	DNP	DNP	-	-	-	-	1.0-7	-	1.0-3	DNP	DNP	DNP
Braylon Rigsby	3-0	3.0	-	1.0-1	-	-	-	-	DNP	-	-	1.0-2	1.0-1	-	-
E'Maurion Banks	2-2	3.0	0.5-2	1.0-1	1.5-6	-	-	-	-	DNP	DNP	DNP	DNP	DNP	DNP
De'Braylon Carroll	1-4	3.0	-	-	0.5-1	-	1.5-5	0.5-1	-	0.5-0	-	-	-	DNP	-
Quincy Ledet	2-1	2.5	-	-	-	-	-	-	-	0.5-1	-	1.0-1	1.0-3	DNP	DNP
CJ Baskerville	2-1	2.5	-	1.0-1	-	-	-	-	-	1.5-3	-	-	-	-	-
Brenden Jordan	1-3	2.5	-	-	-	-	-	-	-	1.0-5	-	0.5-3	-	-	1.0-1
James Hansen	2-0	2.0	-	-	-	DNP	DNP	-	-	-	-	DNP	1.0-10	-	1.0-3
Charles Esters III	1-2	2.0	DNP	DNP	DNP	DNP	-	-	-	0.5-3	1.5-4	-	-	-	-
Trevon McAlpine	1-2	2.0	-	-	-	DNP	-	-	-	0.5-2	0.5-3	1.0-8	-	-	DNP
Miquel Dingle Jr	1-1	1.5	-	-	1.5-4	-	-	-	-	-	-	-	-	-	-
Sam Carrell	1-0	1.0	-	1.0-2	-	-	DNP	DNP	DNP	DNP	DNP	DNP	DNP	-	DNP
Chapman Lewis	0-2	1.0	-	-	-	-	-	DNP	DNP	0.5-1	-	-	-	0.5-1	-
Amier Washington	0-2	1.0	-	-	-	0.5-1	-	DNP	-	-	-	-	-	-	0.5-0
Bryce Ramirez	0-1	0.5	-	-	-	-	-	0.5-1	-	DNP	DNP	DNP	DNP	DNP	DNP
John Curry	0-1	0.5	-	-	-	-	-	-	-	-	-	-	-	0.5-1	-
Ashton Hampton	0-1	0.5	DNP	DNP	DNP	DNP	DNP	DNP	DNP	DNP	DNP	DNP	DNP	-	0.5-7
Justin Horne	0-1	0.5	-	-	0.5-1	-	-	-	-	-	-	-	DNP	DNP	DNP

## SACKS

Player	UA-A	Total	ACU	WSU	UNT	ASU	UC	UA	Baylor	TCU	IowaSt	CU	OSU	WVU	AR
Jacob Rodriguez	5-0	5	-	-	-	-	-	1-16	-	-	2-6	1-10	-	1-10	-
Terrell Tilmon	3-1	3.5	DNP	DNP	-	-	-	1-8	-	0.5-1	-	-	-	2-16	-
Isaac Smith	2-1	2.5	-	1-15	-	-	-	DNP	-	-	-	-	-	-	1.5-9
Harvey Dyson III	2-0	2	-	DNP	DNP	-	-	-	-	1-7	-	1-3	DNP	DNP	DNP
Jayden Cofield	2-0	2	-	-	-	-	1-2	-	-	-	-	-	-	1-9	-
Trevon McAlpine	1-1	1.5	-	-	-	DNP	-	-	-	0.5-2	-	1-8	-	-	DNP
James Hansen	1-0	1	-	-	-	DNP	DNP	-	-	-	-	DNP	1-10	-	-
AJ McCarty	0-1	0.5	-	-	-	0.5-2	-	-	-	-	-	-	-	-	-
Brenden Jordan	0-1	0.5	-	-	-	-	-	-	-	0.5-4	-	-	-	-	-
Charles Esters III	0-1	0.5	DNP	DNP	DNP	DNP	-	-	-	0.5-3	-	-	-	-	-
Ashton Hampton	0-1	0.5	DNP	DNP	DNP	DNP	DNP	DNP	DNP	DNP	DNP	DNP	DNP	-	0.5-7
Miquel Dingle Jr	0-1	0.5	-	-	0.5-2	-	-	-	-	-	-	-	-	-	-
Justin Horne	0-1	0.5	-	-	0.5-1	-	-	-	-	-	-	-	DNP	DNP	DNP
Amier Washington	0-1	0.5	-	-	-	0.5-1	-	DNP	-	-	-	-	-	-	-

## Fumbles Forced

Player	Number	ACU	WSU	UNT	ASU	UC	UA	Baylor	TCU	IowaSt	CU	OSU	WVU	AR
Jacob Rodriguez	3	1	-	-	-	-	1	-	-	1	-	-	-	-
Ben Roberts	3	1	1	-	-	1	-	-	-	-	-	-	-	-
Marquez Stevenson	1	-	DNP	-	-	1	-	-	-	-	-	-	-	-
Harvey Dyson III	1	-	DNP	DNP	-	-	-	-	1	-	-	DNP	DNP	DNP
Miquel Dingle Jr	1	-	-	-	-	-	-	-	-	-	-	-	-	1
Terrell Tilmon	1	DNP	DNP	-	-	-	-	-	-	-	-	1	-	-
James Hansen	1	-	-	-	DNP	DNP	-	-	-	DNP	-	-	-	1

## Fumbles Recovered

Player	Number	ACU	WSU	UNT	ASU	UC	UA	Baylor	TCU	IowaSt	CU	OSU	WVU	AR
Brenden Jordan	2	-	-	-	-	-	1	-	-	-	-	1	-	-
Jacob Rodriguez	2	-	-	-	-	1	-	-	-	-	-	1	-	-
Charles Esters III	1	DNP	DNP	DNP	DNP	-	-	-	-	-	-	-	-	1
Chapman Lewis	1	-	-	-	-	-	DNP	DNP	-	1	-	-	-	-
Harvey Dyson III	1	-	DNP	DNP	-	-	-	-	1	-	-	DNP	DNP	DNP
De'Braylon Carroll	1	1	-	-	-	-	-	-	-	-	-	DNP	-	-

TEXAS TECH GAME HIGHS

Texas Tech - Game Highs

RUSHES	50	at TCU (10/26/2024)
YARDS RUSHING	232	North Texas (09/14/2024)
YARDS PER RUSH	6.4	Cincinnati (09/28/2024)
TD RUSHES	4	West Virginia (11/30/2024)
	4	North Texas (09/14/2024)
PASS ATTEMPTS	60	at Washington St. (09/07/2024)
PASS COMPLETIONS	37	at Oklahoma St. (11/23/2024)
YARDS PASSING	401	at Oklahoma St. (11/23/2024)
YARDS PER PASS	10.4	North Texas (09/14/2024)
TD PASSES	5	Abilene Christian (08/31/2024)
TOTAL PLAYS	92	at Oklahoma St. (11/23/2024)
TOTAL OFFENSE	586	North Texas (09/14/2024)
YARDS PER PLAY	8.3	North Texas (09/14/2024)
POINTS	66	North Texas (09/14/2024)
SACKS BY	4	West Virginia (11/30/2024)
FIRST DOWNS	31	West Virginia (11/30/2024)
PENALTIES	11	Abilene Christian (08/31/2024)
PENALTY YARDS	103	at Oklahoma St. (11/23/2024)
TURNOVERS	4	at Washington St. (09/07/2024)
PUNTS	7	at Arizona (10/05/2024)
PUNTING AVG	45.5	North Texas (09/14/2024)
LONG PUNT	59	at Washington St. (09/07/2024)
PUNTS INSIDE 20	4	at TCU (10/26/2024)
LONG PUNT RETURN	20	West Virginia (11/30/2024)

Texas Tech - Individual Game Highs

RUSHES	32	Tahj Brooks vs Cincinnati (09/28/2024)
YARDS RUSHING	188	Tahj Brooks vs West Virginia (11/30/2024)
TD RUSHES	3	Tahj Brooks vs West Virginia (11/30/2024)
	3	Tahj Brooks at Oklahoma St. (11/23/2024)
	3	Tahj Brooks at Arizona (10/05/2024)
LONG RUSH	54	J'Koby Williams vs Arkansas (N) (12/27/2024)
PASS ATTEMPTS	58	Behren Morton at Washington St. (09/07/2024)
PASS COMPLETIONS	37	Behren Morton at Oklahoma St. (11/23/2024)
YARDS PASSING	401	Behren Morton at Oklahoma St. (11/23/2024)
TD PASSES	5	Behren Morton vs Abilene Christian (08/31/2024)
LONG PASS	70	Behren Morton vs North Texas (09/14/2024)
RECEPTIONS	10	Josh Kelly vs Arizona St. (09/21/2024)
	10	Josh Kelly vs Abilene Christian (08/31/2024)
YARDS RECEIVING	156	Josh Kelly vs Abilene Christian (08/31/2024)
TD RECEPTIONS	3	Caleb Douglas vs Baylor (10/19/2024)
LONG RECEPTION	70	Coy Eakin vs North Texas (09/14/2024)
PUNTS	7	Jack Burgess at Arizona (10/05/2024)
PUNTING AVG	45.5	Jack Burgess vs North Texas (09/14/2024)
LONG PUNT	59	Jack Burgess at Washington St. (09/07/2024)
PUNTS INSIDE 20	4	Jack Burgess at TCU (10/26/2024)
LONG PUNT RETURN	20	Jordan Brown vs West Virginia (11/30/2024)
LONG KICKOFF RETURN	74	Drae McCray vs Abilene Christian (08/31/2024)
TACKLES	17	Jacob Rodriguez vs Colorado (11/09/2024)
SACKS	2	Terrell Tilmon vs West Virginia (11/30/2024)
	2	Jacob Rodriguez at Iowa St. (11/02/2024)
TACKLES FOR LOSS	2.5	Jacob Rodriguez at Iowa St. (11/02/2024)



## OPPONENT GAME HIGHS

### Opponent - Game Highs

RUSHES	46	at Washington St. (09/07/2024)
YARDS RUSHING	301	at Washington St. (09/07/2024)
YARDS PER RUSH	7.7	Baylor (10/19/2024)
TD RUSHES	5	at Oklahoma St. (11/23/2024)
PASS ATTEMPTS	51	Abilene Christian (08/31/2024)
PASS COMPLETIONS	36	Abilene Christian (08/31/2024)
YARDS PASSING	506	Abilene Christian (08/31/2024)
YARDS PER PASS	16.2	vs Arkansas (N) (12/27/2024)
TD PASSES	5	Baylor (10/19/2024)
TOTAL PLAYS	86	Abilene Christian (08/31/2024)
TOTAL OFFENSE	615	Abilene Christian (08/31/2024)
YARDS PER PLAY	8.5	vs Arkansas (N) (12/27/2024)
POINTS	59	Baylor (10/19/2024)
SACKS BY	7	Colorado (11/09/2024)
FIRST DOWNS	32	at Oklahoma St. (11/23/2024)
PENALTIES	14	Colorado (11/09/2024)
PENALTY YARDS	106	Colorado (11/09/2024)
TURNOVERS	3	West Virginia (11/30/2024)
	3	at TCU (10/26/2024)
	3	at Arizona (10/05/2024)
	3	North Texas (09/14/2024)
PUNTS	8	Colorado (11/09/2024)
PUNTING AVG	49.0	Baylor (10/19/2024)
LONG PUNT	63	Baylor (10/19/2024)
PUNTS INSIDE 20	3	Colorado (11/09/2024)
	3	at Washington St. (09/07/2024)
LONG PUNT RETURN	73	Baylor (10/19/2024)

### Opponent - Individual Game Highs

RUSHES	21	John Mateer at Washington St. (09/07/2024)
YARDS RUSHING	197	John Mateer at Washington St. (09/07/2024)
TD RUSHES	3	Ollie Gordon II at Oklahoma St. (11/23/2024)
	3	Isaiah Johnson vs Abilene Christian (08/31/2024)
LONG RUSH	70	Rodney Hill vs Arkansas (N) (12/27/2024)
PASS ATTEMPTS	51	Maverick Mclvor vs Abilene Christian (08/31/2024)
PASS COMPLETIONS	36	Maverick Mclvor vs Abilene Christian (08/31/2024)
YARDS PASSING	506	Maverick Mclvor vs Abilene Christian (08/31/2024)
TD PASSES	5	Sawyer Robertson vs Baylor (10/19/2024)
LONG PASS	94	Taylen Green vs Arkansas (N) (12/27/2024)
RECEPTIONS	10	Brennan Presley at Oklahoma St. (11/23/2024)
	10	Jayden Higgins at Iowa St. (11/02/2024)
YARDS RECEIVING	161	Tetairoa McMillan at Arizona (10/05/2024)
TD RECEPTIONS	3	Josh Cameron vs Baylor (10/19/2024)
LONG RECEPTION	94	Dazmin James vs Arkansas (N) (12/27/2024)
FIELD GOALS	5	Tyler Loop at Arizona (10/05/2024)
LONG FIELD GOALS	52	Michael Hayes II vs West Virginia (11/30/2024)
	52	Tyler Loop at Arizona (10/05/2024)
PUNTS	8	Mark Vassett vs Colorado (11/09/2024)
PUNTING AVG	49.0	Palmer Williams vs Baylor (10/19/2024)
LONG PUNT	63	Palmer Williams vs Baylor (10/19/2024)
PUNTS INSIDE 20	3	Mark Vassett vs Colorado (11/09/2024)
	3	Dean Janikowski at Washington St. (09/07/2024)
LONG PUNT RETURN	73	Josh Cameron vs Baylor (10/19/2024)
LONG KICKOFF RETURN	29	Logan Wilson vs Cincinnati (09/28/2024)
TACKLES	12	Will Shaffer vs Abilene Christian (08/31/2024)
SACKS	2	Arden Walker vs Colorado (11/09/2024)
	2	B.J. Green vs Colorado (11/09/2024)
TACKLES FOR LOSS	3	Amari McNeill vs Colorado (11/09/2024)
	3	Steve Linton vs Baylor (10/19/2024)

GAME PARTICIPATION

##	Player	GP-GS	ACU	WSU	UNT	ASU	UC	UA	Baylor	TCU	IowaSt	CU	OSU	WVU	AR
0	Bralyn Lux	9/9	...	START	START	...	...	START	START	START	START	START	START	START	...
0	Cam'Ron Valdez	2/0	XXX	XXX	...	...	...	...	...	...	...	...	...	...	...
1	AJ McCarty	13/11	START	START	START	START	START	START	START	START	XXX	START	START	START	XXX
1	Micah Hudson	8/1	XXX	START	XXX	XXX	XXX	XXX	XXX	XXX	...	...	...	...	...
2	Behren Morton	12/12	START	START	START	START	START	START	START	START	START	START	START	START	...
2	Jalon Peoples	4/1	START	XXX	XXX	XXX	...	...	...	...	...	...	...	...	...
3	Josh Kelly	12/12	START	START	START	START	START	START	START	START	START	START	START	START	...
3	Bryce Ramirez	7/0	XXX	XXX	XXX	XXX	XXX	XXX	XXX	...	...	...	...	...	...
4	Jordan Brown	13/1	XXX	XXX	XXX	XXX	XXX	XXX	XXX	START	XXX	XXX	XXX	XXX	XXX
4	Maurion Horn	13/13	START	START	START	START	START	START	START	START	START	START	START	START	START
5	Quincy Ledet	11/8	START	XXX	XXX	START	START	START	XXX	START	START	START	START	...	...
5	Caleb Douglas	13/13	START	START	START	START	START	START	START	START	START	START	START	START	START
6	John Curry	13/0	XXX	XXX	XXX	XXX	XXX	XXX	XXX	XXX	XXX	XXX	XXX	XXX	XXX
6	Kelby Valsin	12/0	XXX	XXX	XXX	XXX	XXX	XXX	XXX	XXX	...	XXX	XXX	XXX	XXX
7	Cameran Brown	8/0	XXX	XXX	XXX	XXX	XXX	XXX	...	...	...	XXX	XXX	...	...
7	Brenden Jordan	13/2	XXX	XXX	XXX	XXX	XXX	XXX	XXX	XXX	START	XXX	XXX	XXX	START
8	E'Maurion Banks	7/6	START	START	START	START	START	XXX	START	...	...	...	...	...	...
8	Coy Eakin	13/12	START	START	START	START	START	START	START	XXX	START	START	START	START	START
9	CJ Baskerville	13/13	START	START	START	START	START	START	START	START	START	START	START	START	START
10	Jacob Rodriguez	13/13	START	START	START	START	START	START	START	START	START	START	START	START	START
10	Drae McCray	10/0	XXX	XXX	XXX	XXX	XXX	XXX	XXX	...	...	...	XXX	XXX	XXX
11	Charles Esters III	9/9	...	...	...	...	START	START	START	START	START	START	START	START	START
11	TJ West	2/0	...	...	XXX	...	...	...	...	...	...	...	...	...	XXX
12	Jalin Conyers	13/3	XXX	XXX	XXX	XXX	XXX	XXX	START	XXX	XXX	XXX	XXX	START	START
12	Marquez Stevenson	12/3	XXX	...	XXX	START	START	XXX	XXX	XXX	XXX	XXX	XXX	XXX	START
13	Brady Boyd	11/0	...	XXX	XXX	XXX	XXX	XXX	XXX	XXX	...	XXX	XXX	XXX	XXX
13	Ben Roberts	13/13	START	START	START	START	START	START	START	START	START	START	START	START	START
14	Drew Hocutt	13/0	XXX	XXX	XXX	XXX	XXX	XXX	XXX	XXX	XXX	XXX	XXX	XXX	XXX
14	Joseph Adedire	0/0	...	...	...	...	...	...	...	...	...	...	...	...	...
15	Will Hammond	4/1	...	...	XXX	...	...	...	...	XXX	...	...	...	XXX	START
15	Oliver Miles III	5/0	...	...	...	...	...	...	XXX	XXX	XXX	XXX	...	...	XXX
16	Ashton Hampton	2/0	...	...	...	...	...	...	...	...	...	...	...	XXX	XXX
17	Isaac Smith	12/6	XXX	START	START	START	START	...	XXX	XXX	XXX	XXX	START	START	XXX
17	Jake Strong	0/0	...	...	...	...	...	...	...	...	...	...	...	...	...
18	Johncarlos Miller II	13/0	XXX	XXX	XXX	XXX	XXX	XXX	XXX	XXX	XXX	XXX	XXX	XXX	XXX
18	LJ Johnson Jr.	0/0	...	...	...	...	...	...	...	...	...	...	...	...	...
19	Haydon Wiginton	5/0	...	...	XXX	...	...	...	XXX	...	...	XXX	XXX	XXX	...
19	Dylan Spencer	0/0	...	...	...	...	...	...	...	...	...	...	...	...	...
20	J'Koby Williams	10/1	...	...	XXX	XXX	...	XXX	XXX	XXX	XXX	XXX	XXX	XXX	START
21	Jordan Sanford	13/0	XXX	XXX	XXX	XXX	XXX	XXX	XXX	XXX	XXX	XXX	XXX	XXX	XXX
22	Devynn Cromwell	9/2	XXX	XXX	XXX	XXX	...	START	START	XXX	...	XXX	XXX	...	...
23	JMaury Davis	0/0	...	...	...	...	...	...	...	...	...	...	...	...	...
23	Adam Hill	0/0	...	...	...	...	...	...	...	...	...	...	...	...	...
24	Malik Esquerra	2/0	...	...	...	...	...	...	...	...	...	...	...	XXX	XXX
25	Chapman Lewis	11/11	START	START	START	START	START	...	...	START	START	START	START	START	START
26	Sammy Morris IV	13/0	XXX	XXX	XXX	XXX	XXX	XXX	XXX	XXX	XXX	XXX	XXX	XXX	XXX
27	Javeon Wilcox	0/0	...	...	...	...	...	...	...	...	...	...	...	...	...
27	Isaiah Collins	0/0	...	...	...	...	...	...	...	...	...	...	...	...	...
28	Tahj Brooks	11/11	START	...	START	START	START	START	START	START	START	START	START	START	...
28	Peyton Morgan	2/0	...	...	...	...	...	...	...	...	...	...	XXX	...	XXX
29	Chief Collins	13/0	XXX	XXX	XXX	XXX	XXX	XXX	XXX	XXX	XXX	XXX	XXX	XXX	XXX
30	Jackson Knotts	13/0	XXX	XXX	XXX	XXX	XXX	XXX	XXX	XXX	XXX	XXX	XXX	XXX	XXX
30	Mikal Harrison-Pilot	0/0	...	...	...	...	...	...	...	...	...	...	...	...	...
31	Joseph Plunk	12/0	XXX	XXX	XXX	XXX	XXX	...	XXX	XXX	XXX	XXX	XXX	XXX	XXX
32	Jaden Morris	2/0	...	...	XXX	...	...	...	...	...	...	...	...	XXX	...
32	Cheta Ofili	1/0	...	...	...	...	...	...	...	...	...	...	...	XXX	...
33	Harvey Dyson III	8/6	START	...	...	XXX	XXX	START	START	START	START	START	...	...	...
33	Cameron Dickey	12/0	XXX	XXX	XXX	XXX	XXX	XXX	XXX	XXX	XXX	XXX	XXX	...	XXX
34	Trent Low	13/0	XXX	XXX	XXX	XXX	XXX	XXX	XXX	XXX	XXX	XXX	XXX	XXX	XXX
35	Miquel Dingle Jr	13/0	XXX	XXX	XXX	XXX	XXX	XXX	XXX	XXX	XXX	XXX	XXX	XXX	XXX





# GAME PARTICIPATION

##	Player	GP-GS	ACU	WSU	UNT	ASU	UC	UA	Baylor	TCU	IowaSt	CU	OSU	WVU	AR
36	Justin Horne	10/0	XXX	XXX	XXX	XXX	XXX	XXX	XXX	XXX	XXX	XXX	...	...	...
37	Miles Thompson	0/0	...	...	...	...	...	...	...	...	...	...	...	...	...
37	Curtis Murillo	0/0	...	...	...	...	...	...	...	...	...	...	...	...	...
38	Reese Burkhardt	12/0	XXX	XXX	XXX	XXX	XXX	XXX	XXX	XXX	XXX	XXX	...	XXX	XXX
38	Anthony White	0/0	...	...	...	...	...	...	...	...	...	...	...	...	...
39	Charles Robinson	1/0	...	...	...	...	...	...	...	...	...	...	...	XXX	...
39	Luke Dillingham	2/0	...	...	XXX	...	...	...	...	...	...	...	...	XXX	...
40	Wesley Smith	13/0	XXX	XXX	XXX	XXX	XXX	XXX	XXX	XXX	XXX	XXX	XXX	XXX	XXX
41	Jack Burgess	13/0	XXX	XXX	XXX	XXX	XXX	XXX	XXX	XXX	XXX	XXX	XXX	XXX	XXX
42	Marcus Ramon-Edwards	4/0	...	...	XXX	XXX	...	XXX	...	...	...	...	...	XXX	...
43	Chris Lemons	0/0	...	...	...	...	...	...	...	...	...	...	...	...	...
45	Terrell Tilmon	11/1	...	...	XXX	XXX	XXX	XXX	XXX	XXX	XXX	XXX	XXX	XXX	START
46	Isaiah Crawford	1/0	...	...	...	...	...	...	...	...	...	...	...	XXX	...
47	Rylan Vagana	1/0	...	...	...	...	...	...	...	...	...	...	...	XXX	...
48	Gage Elder	4/0	...	...	XXX	...	...	...	...	...	XXX	...	XXX	XXX	...
48	Stone Harrington	6/0	XXX	...	XXX	...	...	...	...	...	...	XXX	XXX	XXX	XXX
50	Eddy Smith	1/0	...	...	...	...	...	...	...	...	...	...	...	XXX	...
51	Jayden Cofield	13/2	XXX	START	XXX	XXX	XXX	XXX	XXX	XXX	XXX	XXX	XXX	XXX	START
52	De'Braylon Carroll	12/6	XXX	XXX	START	XXX	XXX	START	START	START	START	XXX	START	...	XXX
53	Holton Hendrix	2/0	...	...	XXX	...	...	...	...	...	...	...	...	XXX	...
54	Kaden Carr	0/0	...	...	...	...	...	...	...	...	...	...	...	...	...
56	Davion Carter	13/12	START	XXX	START	START	START	START	START	START	START	START	START	START	START
58	Tanner Allen	1/0	...	...	...	...	...	...	...	...	...	...	...	XXX	...
60	Nick Fattig	4/0	...	...	...	...	...	...	XXX	XXX	...	...	...	XXX	XXX
62	Tyler Murray	0/0	...	...	...	...	...	...	...	...	...	...	...	...	...
63	Dylan Shaw	3/0	...	...	XXX	...	...	...	...	...	...	...	XXX	...	XXX
64	Jurrien Loftin	0/0	...	...	...	...	...	...	...	...	...	...	...	...	...
65	D'Anthis Upshaw	0/0	...	...	...	...	...	...	...	...	...	...	...	...	...
66	Jackson Hildebrand	0/0	...	...	...	...	...	...	...	...	...	...	...	...	...
67	Dalton Merryman	9/6	...	XXX	START	START	START	START	START	...	...	START	XXX	XXX	...
68	Jaxon Hughes	7/0	...	...	XXX	...	...	...	...	XXX	XXX	XXX	XXX	XXX	XXX
69	Caleb Rodkey	13/0	XXX	XXX	XXX	XXX	XXX	XXX	XXX	XXX	XXX	XXX	XXX	XXX	XXX
70	Jacob Ponton	4/1	...	...	XXX	...	...	...	...	...	...	XXX	...	XXX	START
71	Vinny Sciury	2/2	START	START	...	...	...	...	...	...	...	...	...	...	...
72	Sheridan Wilson	13/13	START	START	START	START	START	START	START	START	START	START	START	START	START
73	Garrett Morphis	0/0	...	...	...	...	...	...	...	...	...	...	...	...	...
74	Daniel Sill	1/0	XXX	...	...	...	...	...	...	...	...	...	...	...	...
75	Ty Buchanan	11/7	XXX	START	START	START	XXX	XXX	XXX	START	START	...	START	START	...
76	Caleb Rogers	13/13	START	START	START	START	START	START	START	START	START	START	START	START	START
77	Maurice Rodriques	0/0	...	...	...	...	...	...	...	...	...	...	...	...	...
78	Ellis Davis	0/0	...	...	...	...	...	...	...	...	...	...	...	...	...
79	Sterling Porcher	12/11	START	START	...	XXX	START	START	START	START	START	START	START	START	START
80	Mason Tharp	13/11	START	START	START	START	START	START	XXX	START	START	START	START	XXX	START
82	Price Morgan	0/0	...	...	...	...	...	...	...	...	...	...	...	...	...
83	Jack Esparza	0/0	...	...	...	...	...	...	...	...	...	...	...	...	...
84	Demarion Crest	0/0	...	...	...	...	...	...	...	...	...	...	...	...	...
84	Kaden Turner	0/0	...	...	...	...	...	...	...	...	...	...	...	...	...
85	Aiden Meeks	0/0	...	...	...	...	...	...	...	...	...	...	...	...	...
86	Tyson Turner	4/0	...	XXX	XXX	...	...	...	...	...	...	...	XXX	XXX	...
87	Chandlin Myers	0/0	...	...	...	...	...	...	...	...	...	...	...	...	...
88	Amier Washington	12/3	START	START	XXX	START	XXX	...	XXX	XXX	XXX	XXX	XXX	XXX	XXX
88	Trey Jackson	2/0	...	...	XXX	...	...	...	XXX	...	...	...	...	...	...
89	Jason Llewellyn	12/0	XXX	XXX	XXX	XXX	...	XXX	XXX	XXX	XXX	XXX	XXX	XXX	XXX
90	Ansel Nedore	9/0	XXX	XXX	XXX	XXX	...	XXX	...	...	...	XXX	XXX	XXX	XXX
91	James Hansen	10/2	XXX	XXX	XXX	...	...	XXX	XXX	XXX	XXX	...	XXX	START	START
92	Kasen Long	0/0	...	...	...	...	...	...	...	...	...	...	...	...	...
94	Braylon Rigsby	12/1	XXX	XXX	START	XXX	XXX	XXX	...	XXX	XXX	XXX	XXX	XXX	XXX
95	Trevon McAlpine	11/2	XXX	XXX	XXX	...	XXX	XXX	XXX	XXX	XXX	START	XXX	START	...
96	Keyshawn Williams	4/0	...	...	...	...	...	...	...	...	...	XXX	XXX	XXX	XXX
97	Charles Anderson Jr.	4/0	...	...	...	...	...	...	...	...	...	XXX	XXX	XXX	XXX
98	Kendall Allen	0/0	...	...	...	...	...	...	...	...	...	...	...	...	...
99	Gino Garcia	13/0	XXX	XXX	XXX	XXX	XXX	XXX	XXX	XXX	XXX	XXX	XXX	XXX	XXX
99	Sam Carrell	5/0	XXX	XXX	XXX	XXX	...	...	...	...	XXX	...	...	...	...

MISCELLANEOUS STATS

GAME QUICK FACTS

OPPONENT	TIME	TV	KO	WEATHER	KO TIME (local)	ATTND.	COIN TOSS	KICK/RECEIVE	1ST TECH POSS.	1ST OPP. POSS.	HALF	FINAL
Ark-Pine Bluff	-	ESPN+	-	-	-	-	-	-	-	-	-	-
Kent State	-	TNT	-	-	-	-	-	-	-	-	-	-
Oregon State	-	FOX	-	-	-	-	-	-	-	-	-	-
at Utah	-	-	-	-	-	-	-	-	-	-	-	-
at Houston	-	-	-	-	-	-	-	-	-	-	-	-
Kansas	-	-	-	-	-	-	-	-	-	-	-	-
at Arizona State	-	-	-	-	-	-	-	-	-	-	-	-
Oklahoma State	-	-	-	-	-	-	-	-	-	-	-	-
at Kansas State	-	-	-	-	-	-	-	-	-	-	-	-
BYU	-	-	-	-	-	-	-	-	-	-	-	-
UCF	-	-	-	-	-	-	-	-	-	-	-	-
at West Virginia	-	-	-	-	-	-	-	-	-	-	-	-

TURNOVER CHART

Opponent	Forced by Texas Tech					Forced by Opponent			
	Fum	Int	Tot	Pts Off	Margin	Fum	Int	Tot	Pts Off
UAPB	-	-	-	-		-	-	-	-
Kent State	-	-	-	-		-	-	-	-
Oregon State	-	-	-	-		-	-	-	-
at Utah	-	-	-	-		-	-	-	-
at Houston	-	-	-	-		-	-	-	-
Kansas	-	-	-	-		-	-	-	-
at Arizona State	-	-	-	-		-	-	-	-
Oklahoma State	-	-	-	-		-	-	-	-
at Kansas State	-	-	-	-		-	-	-	-
BYU	-	-	-	-		-	-	-	-
UCF	-	-	-	-		-	-	-	-
at West Virginia	-	-	-	-		-	-	-	-
Totals	-	-	-	-	even	-	-	-	-

REDZONE CHART

Opponent	Texas Tech			Opponents		
	Scores-Chances (%)	TD (R/P)	FG	Scores-Chances (%)	TD (R/P)	FG
UAPB	-of- (-)	- (-/-)	-	-of- (-)	- (-/-)	-
Kent State	-of- (-)	- (-/-)	-	-of- (-)	- (-/-)	-
Oregon State	-of- (-)	- (-/-)	-	-of- (-)	- (-/-)	-
at Utah	-of- (-)	- (-/-)	-	-of- (-)	- (-/-)	-
at Houston	-of- (-)	- (-/-)	-	-of- (-)	- (-/-)	-
Kansas	-of- (-)	- (-/-)	-	-of- (-)	- (-/-)	-
at Arizona State	-of- (-)	- (-/-)	-	-of- (-)	- (-/-)	-
Oklahoma State	-of- (-)	- (-/-)	-	-of- (-)	- (-/-)	-
at Kansas State	-of- (-)	- (-/-)	-	-of- (-)	- (-/-)	-
BYU	-of- (-)	- (-/-)	-	-of- (-)	- (-/-)	-
UCF	-of- (-)	- (-/-)	-	-of- (-)	- (-/-)	-
at West Virginia	-of- (-)	- (-/-)	-	-of- (-)	- (-/-)	-
Totals	-of- (-)	- (-/-)	-	-of- (-)	- (-/-)	-

SPECIAL TEAMS TACKLES

(Returning 2024 leaders on Special Teams coverage)

Player	Total	KO	Punt
#6 John Curry, LB	3	1	2
#40 Wesley Smith, LB	2	2	0
#29 Chief Collins, DB	2	2	0
#3 Bryce Ramirez, LB	2	2	0
#36 Justin Horne, LB	2	2	0
#34 Trent Low, LB	2	2	0
#35 Gage Elder, LB	1	1	0
#89 Jason LLewellyn, TE	1	0	1
#10 Jacob Rodriguez, LB	1	0	1
#33 Cameron Dickey, RB	1	0	1
#9 Johncarlos Miller, TE	1	0	1
#1 A.J. McCarty, DB	1	0	1
#7 Brenden Jordan, DB	1	0	1
#21 Miquel Dingle Jr., LB	2	2	0
#17 Peyton Morgan, DB	1	0	1
#13 Ben Roberts, LB	2	2	0
#18 Terrell Tilmon, LB	1	1	0
#22 M. Ramon-Edwards, DB	1	1	0
TOTALS	--	--	--

THREE-AND-OUTS

OPPONENT	TEXAS TECH	OPPONENTS
	3-&-Outs/Drives	3-&-Outs/Drives
Ark-Pine Bluff	-/-	-/-
Kent State	-/-	-/-
Oregon State	-/-	-/-
at Utah	-/-	-/-
at Houston	-/-	-/-
Kansas	-/-	-/-
at Arizona State	-/-	-/-
Oklahoma State	-/-	-/-
at Kansas State	-/-	-/-
BYU	-/-	-/-
UCF	-/-	-/-
at West Virginia	-/-	-/-
TOTALS	-/-	-/-



GAME-BY-GAME SPECIALIST STATS

FIELD GOALS

SCORING	FG	PAT	Points							
#27 Bellenfant	0-0	0-0	-							
#37 Hershey	0-0	0-0	-							
#48 Harrington	0-0	0-0	-							
FIELD GOALS	FGM-FGA	Pct.	01-19	20-29	30-39	40-49	50-59	60+	Lg	Blk
#27 Bellenfant	0-0	--	0-0	0-0	0-0	0-0	0-0	0-0	-	0
#37 Hershey	0-0	--	0-0	0-0	0-0	0-0	0-0	0-0	-	0
#48 Harrington	0-0	--	0-0	0-0	0-0	0-0	0-0	0-0	-	0
Totals	0-0	--	0-0	0-0	0-0	0-0	0-0	0-0	-	0

Team Leader	(Made), Missed, Blocked
UAPB	
Kent State	
Oregon State	
at Utah	
at Houston	
Kansas	
at Arizona State	
Oklahoma State	
at Kansas State	
BYU	
UCF	
at West Virginia	

PUNTING

PUNTING	Number-Avg./i20/50+
#41 Burgess	
UAPB	
Kent State	
Oregon State	
at Utah	
at Houston	
Kansas	
at Arizona State	
Oklahoma State	
at Kansas State	
BYU	
UCF	
at West Virginia	
Totals	

#41-JACK BURGESS

# - opponent (Qtr.)	Down	Situation	Yards	Action (yds)	i20	i10	Note
---------------------	------	-----------	-------	--------------	-----	-----	------

TOTALS

KICKOFFS

KICKOFFS	No.	Yds	Avg.	TB	OB	RETN	NET	YD-LN
#27 Bellenfant	0	0	--	0	0	--	--	--
#37 Hershey	0	0	--	0	0	--	--	--
#48 Harrington	0	0	--	0	0	--	--	--
Totals	0	0	-	0	0	--	--	--

Team Leader	Touchbacks/Kickoffs
UAPB	
Kent State	
Oregon State	
at Utah	
at Houston	
Kansas	
at Arizona State	
Oklahoma State	
at Kansas State	
BYU	
UCF	
at West Virginia	

PUNTING	
#41 Burgess	--
50+ yard punts	
Inside the 20-yard line	
Inside the 10-yard line	
Fair Caught	
Touchbacks	
Downed	
Out of Bounds	
Not Returned	
Returned	
Total Return Yards	0 returns for 0 yards (0.0 per return)

EXPLOSIVE PLAYS BREAKDOWN

TEXAS TECH PLAYS - 20-PLUS YARDS

Yards (TD*) Type		Player(s)	Opponent
Special Teams Explosive Plays			
Yards	Type	Player(s)	Opponent
Defensive Explosive Plays			
Yards	Type	Player(s)	Opponent
20+ Yard Plays (Rush, Pass, Interception, Punt Return)			
40+ Yard Plays (Kick Returns)			
* Touchdown scored on play			

TEXAS TECH LONGEST PLAYS BY PLAYER

Player	Total	(TDs)	Rush	Rec.	KR	PR	IR	FR
-	-	-	-	-	-	-	-	-
TOTAL	0	(0)	0	0	0	0	0	0

TEXAS TECH LONGEST PLAYS BY TYPE

Long Plays by Type (20+)	NO.	TD
Rushing	-	-
Passing	-	-
TOTAL	0	0
Punt returns	-	-
Kick returns	-	-
Interceptions	-	-
Fumble returns	-	-
TOTAL ALL	0	0

TEXAS TECH LONGEST PLAYS BY YARDS (offense only)

Long Plays by Yards	NO.	TD
100	-	-
90-99	-	-
80-89	-	-
70-79	-	-
60-69	-	-
50-59	-	-
40-49	-	-
30-39	-	-
20-29	-	-
Totals	0	0

TEXAS TECH LONGEST PLAYS

Play Type	Yardage	Play (Opponent)
Rushing	-	-
Rushing Touchdown	-	-
Passing	-	-
Passing Touchdown	-	-
Punt Return	-	-
Kick Return	-	-
Punt	-	-
Field Goal	-	-

OPPONENT LONGEST PLAYS

Play Type	Yardage	Play (Opponent)
Rushing	-	-
Rushing Touchdown	-	-
Passing	-	-
Passing Touchdown	-	-
Punt Return	-	-
Kick Return	-	-
Punt	-	-
Field Goal	-	-

TEXAS TECH vs. OPPONENT LONGEST PLAYS

	Texas Tech Long Plays				ST	Opponent Long Plays				ST
	Rush	Pass	Total			Rush	Pass	Total		
Ark-Pine Bluff	-	-	-		-	-	-	-		-
Kent State	-	-	-		-	-	-	-		-
Oregon State	-	-	-		-	-	-	-		-
at Utah	-	-	-		-	-	-	-		-
at Houston	-	-	-		-	-	-	-		-
Kansas	-	-	-		-	-	-	-		-
at Arizona State	-	-	-		-	-	-	-		-
Oklahoma State	-	-	-		-	-	-	-		-
at Kansas State	-	-	-		-	-	-	-		-
BYU	-	-	-		-	-	-	-		-
UCF	-	-	-		-	-	-	-		-
at West Virginia	-	-	-		-	-	-	-		-
Totals	0	0	0		0	0	0	0		0





SCORING DRIVE BREAKDOWN

TEXAS TECH SCORING DRIVES

VS. ARKANSAS-PINE BLUFF					
QTR	Clock	Player(s)	Play	Pls-Yds	Time
-	-	-	-	-	-

OPPONENT SCORING DRIVES

VS. ARKANSAS-PINE BLUFF					
QTR	Clock	Player(s)	Play	Pls-Yds	Time
-	-	-	-	-	-

DRIVE ANALYSIS

YARDAGE	TEXAS TECH		OPPONENTS	
	TD	FG	TD	FG
Negative	-	-	-	-
0-9	-	-	-	-
10-19	-	-	-	-
20-29	-	-	-	-
30-39	-	-	-	-
40-49	-	-	-	-
50-59	-	-	-	-
60-69	-	-	-	-
70-79	-	-	-	-
80-89	-	-	-	-
90-99	-	-	-	-
TOTALS	0	0	0	0

GAME-OPENING DRIVES

OPPONENT	TEXAS TECH		OPPONENTS	
	PTS	PLAYS-YDS	PTS	PLAYS-YDS
UAPB	--	--	--	--
Kent State	--	--	--	--
Oregon State	--	--	--	--
at Utah	--	--	--	--
at Houston	--	--	--	--
Kansas	--	--	--	--
at Arizona State	--	--	--	--
Oklahoma State	--	--	--	--
at Kansas State	--	--	--	--
BYU	--	--	--	--
UCF	--	--	--	--
at West Virginia	--	--	--	--

2ND HALF-OPENING DRIVES

OPPONENT	TEXAS TECH		OPPONENTS	
	PTS	PLAYS-YDS	PTS	PLAYS-YDS
UAPB	--	--	--	--
Kent State	--	--	--	--
Oregon State	--	--	--	--
at Utah	--	--	--	--
at Houston	--	--	--	--
Kansas	--	--	--	--
at Arizona State	--	--	--	--
Oklahoma State	--	--	--	--
at Kansas State	--	--	--	--
BYU	--	--	--	--
UCF	--	--	--	--
at West Virginia	--	--	--	--

GAME-BY-GAME LEADERS

OPPONENT	PASSING YARDS	RUSHES	RUSH YARDS	RECEPTIONS	RECEIVING YARDS	TACKLES	TACKLES FOR LOSS	SACKS
Ark-Pine Bluff	--	--	--	--	--	--	--	--
Kent State	--	--	--	--	--	--	--	--
Oregon State	--	--	--	--	--	--	--	--
at Utah	--	--	--	--	--	--	--	--
at Houston	--	--	--	--	--	--	--	--
Kansas	--	--	--	--	--	--	--	--
at Arizona State	--	--	--	--	--	--	--	--
Oklahoma State	--	--	--	--	--	--	--	--
at Kansas State	--	--	--	--	--	--	--	--
BYU	--	--	--	--	--	--	--	--
UCF	--	--	--	--	--	--	--	--
at West Virginia	--	--	--	--	--	--	--	--

TEAM OFFENSE GAME-BY-GAME COMPARISON

FIRST DOWNS

TEXAS TECH FIRST DOWNS						
Opponent	1Q	2Q	3Q	4Q	OT	Total
UAPB	-	-	-	-	-	-
Kent State	-	-	-	-	-	-
Oregon State	-	-	-	-	-	-
at Utah	-	-	-	-	-	-
at Houston	-	-	-	-	-	-
Kansas	-	-	-	-	-	-
at Arizona State	-	-	-	-	-	-
Oklahoma State	-	-	-	-	-	-
at Kansas State	-	-	-	-	-	-
BYU	-	-	-	-	-	-
UCF	-	-	-	-	-	-
at West Virginia	-	-	-	-	-	-

YARDAGE by QUARTER

TEXAS TECH PLAYS/YARDAGE GAINED BY QTR					
Opponent	1Q	2Q	3Q	4Q	OT
UAPB	-	-	-	-	-
Kent State	-	-	-	-	--
Oregon State	-	-	-	-	-
at Utah	-	-	-	-	-
at Houston	-	-	-	-	-
Kansas	-	-	-	-	-
at Arizona St.	-	-	-	-	-
Okla. St.	-	-	-	-	-
at Kansas St.	-	-	-	-	-
BYU	-	-	-	-	-
UCF	-	-	-	-	-
at W Virginia	-	-	-	-	-

CUMULATIVE YARDS by QTR.

TEXAS TECH PLAYS/CUMULATIVE YARDAGE GAINED BY QTR					
Opponent	1Q	2Q	3Q	4Q	OT
UAPB	-	-	-	-	-
Kent State	-	-	-	-	--
Oregon State	-	-	-	-	-
at Utah	-	-	-	-	-
at Houston	-	-	-	-	-
Kansas	-	-	-	-	-
at Arizona St.	-	-	-	-	-
Okla. St.	-	-	-	-	-
at Kansas St.	-	-	-	-	-
BYU	-	-	-	-	-
UCF	-	-	-	-	-
at W Virginia	-	-	-	-	-

OPPONENT FIRST DOWNS

TEXAS TECH FIRST DOWNS						
Opponent	1Q	2Q	3Q	4Q	OT	Total
UAPB	-	-	-	-	-	-
Kent State	-	-	-	-	-	-
Oregon State	-	-	-	-	-	-
at Utah	-	-	-	-	-	-
at Houston	-	-	-	-	-	-
Kansas	-	-	-	-	-	-
at Arizona State	-	-	-	-	-	-
Oklahoma State	-	-	-	-	-	-
at Kansas State	-	-	-	-	-	-
BYU	-	-	-	-	-	-
UCF	-	-	-	-	-	-
at West Virginia	-	-	-	-	-	-

OPPONENT YARDAGE by QTR.

TEXAS TECH PLAYS/YARDAGE GAINED BY QTR					
Opponent	1Q	2Q	3Q	4Q	OT
UAPB	-	-	-	-	-
Kent State	-	-	-	-	--
Oregon State	-	-	-	-	-
at Utah	-	-	-	-	-
at Houston	-	-	-	-	-
Kansas	-	-	-	-	-
at Arizona St.	-	-	-	-	-
Okla. St.	-	-	-	-	-
at Kansas St.	-	-	-	-	-
BYU	-	-	-	-	-
UCF	-	-	-	-	-
at W Virginia	-	-	-	-	-

OPP. CUMULATIVE YARDS by QTR.

TEXAS TECH PLAYS/CUMULATIVE YARDAGE GAINED BY QTR					
Opponent	1Q	2Q	3Q	4Q	OT
UAPB	-	-	-	-	-
Kent State	-	-	-	-	--
Oregon State	-	-	-	-	-
at Utah	-	-	-	-	-
at Houston	-	-	-	-	-
Kansas	-	-	-	-	-
at Arizona St.	-	-	-	-	-
Okla. St.	-	-	-	-	-
at Kansas St.	-	-	-	-	-
BYU	-	-	-	-	-
UCF	-	-	-	-	-
at W Virginia	-	-	-	-	-



THE LAST TIME...

TEXAS TECH ...

Defeated a ranked opponent at home	vs. #22 Texas (2022)
Defeated a ranked opponent on the road	at #10 Iowa State (2024)
Won a game scoring 14 points or less	at Iowa State, 14-10 (2022)
Scored 70+ points	77, vs. Lamar (2018)
Scored 60+ points	66, vs. North Texas (2024)
Won by 50+ points	vs. Murray State/63-10 (2022)
Shutout Opponent	vs. Lamar, 77-0 (2018)
Shutout Opponent in first half	at #16 Kansas (2023)
Shutout Opponent in second half	vs. Houston (2023)
Was Shutout by an Opponent	vs. Oklahoma State (2021)
Was Shutout by an Opponent in first half	vs. Oklahoma State (2021)
Was Shutout by an Opponent in second half	at #7 Texas (2023)
Ran 100 or plays	103, vs. West Virginia (2022)
Rushed for over 400 yards	453, vs. Louisiana-Lafayette (1997)
Passed for over 700 yards	734, vs. #16 Oklahoma (2016)
Passed for over 600 yards	605, vs. Houston (2018)
Passed for 7+ TDs	8, vs. Kansas (2016)
Passed for 6+ TDs	6, vs. Murray State (2022)
Passed for 5+ TDs	5, vs. Abilene Christian (2024)
Had over 700 yards in total offense	704, vs. Houston (2018)
Had over 600 yards in total offense	605, vs. Murray State (2022)
Had over 400 yards in the first half	415, vs. North Texas (2024)
Recorded a safety	vs. Arkansas (2024) - Issac Smith sack (loss of 2 yds)
Scored 2-point conversion	vs. West Virginia (2024) - Jalin Conyers rush
Forced 6 turnovers	7, vs. Nebraska (2004)
Forced 5 turnovers	5, vs. Ole Miss (2022)
Forced 0 turnovers	0, vs. Colorado (2024)
Returned two Interceptions for touchdowns	vs. Oklahoma State (2000)
Intercepted at least 4 passes	4, vs. Houston (2021)
Had zero TFLs in a game	0, vs. Baylor (2024)
Had zero Punts in a game	0, vs. West Virginia (2024)
Blocked two punts in a game	at New Mexico (2010)

A TEXAS TECH INDIVIDUAL ...

Rushed for over 200 yards	DeAndre Washington, 248 yards, vs. Kansas St. (2015)
Had a run of 70+ yards	Xavier White, 70 yds, at #23 Oklahoma State (2020)
Had a run of 80+ yards	Justin Stockton, 84 yds, at Houston (2017)
Rushed for 5+ TDs	James Gray, 5, vs. Rice (1989)
Rushed for 4+ TDs	Ta'Zawn Henry, 4, vs. Houston (2018)
Two players rushed for 100 yards	Cam'Ron Valdez (111 yards), Tahj Brooks (102 yards), vs. Houston (2023)
A quarterback rushed for 100 yards	Tyler Shough, 101 yards, vs. #13 Oregon (2023)
Three 100-yard receivers	Grant (155), Marquez (130), Washington (107), vs. #5 Baylor (2014)
Six players caught a TD	Giles (2), Coutee (2), Batson (1), Lauderdale (1), Willies (1), Cantrell (1), vs. Kansas (2016)
Passed for 400-499 yards	Behren Morton, 401, at Oklahoma State (2024)
Passed for 500-699 yards	Alan Bowman, 605, vs. Houston (2018)
Passed for 700+ yards	Patrick Mahomes II, 734, vs. #16 Oklahoma (2016)
Passed for 5 TDs	Behren Morton, 5, vs. Abilene Christian (2024)
Passed for 6 TDs	Nic Shimonek, 6, vs. Arizona State (2017)
Passed for 7 TDs	Seth Doege, 7, at #21 TCU (2012)
Passed for 8 TDs	B.J. Symons, 8, vs. Texas A&M (2003)
Wide receiver threw a TD pass	Coy Eakin, 20 yds to Johncarlos Miller II at Washington State (2024)
Tight End threw a TD pass	Jalin Conyers, 20 yds to Caleb Douglas vs. Baylor (2024)
Had 60-69 pass attempts	Behren Morton, 62, at #7 Oklahoma State (2022)
Had 70+ pass attempts	Patrick Mahomes II, 88, vs. #16 Oklahoma (2016)
Had 50+ pass completions	Patrick Mahomes II, 52, vs. #16 Oklahoma (2016)
Had 10+ receptions	Josh Kelly, 10, vs. Arizona State (2024)
Had 15+ receptions	Jace Amaro, 15, vs. #12 Oklahoma State (2013)
Had a reception of 80+ yards	Dalton Rigdon, 81 yards, at West Virginia (2019)
Had a reception of 90+ yards	Jakeem Grant, 90 yards, vs. #12 Oklahoma State (2015)
Had over 200 yards receiving	Antoine Wesley, 261, vs. Houston (2018)
Had 4 TD receptions	Derek Dorris, 4, at Kansas (2000)
Had 3 TD receptions	Caleb Douglas, 3, vs. Baylor (2024)
Tight end caught 2 TDs	Jalin Conyers, vs. Colorado (11/9/2024)
Had 100-yard rusher & 100-yard receiver	vs. Arkansas (2024) J'Koby Williams (123 RUSH), Caleb Douglas (115 REC)
Had 300-yd passer, 100-yd rusher & 100-yd receiver	vs. West Virginia (2024) Behren Morton (359 PASS), Tahj Brooks (188 RUSH) Josh Kelly (150 REC)

A TEXAS TECH INDIVIDUAL ...

Recorded a 20+ tackle game	Lawrence Flugence, 23, at #12 Ohio State (2002)
Recorded a 15+ tackle game	Jacob Rodriguez, 17, vs. Colorado (2024)
Recorded 5.0 TFLs	Dorian Pitts, 5, vs. Oklahoma State (2000)
Recorded 4.0 Sacks	Jordyn Brooks, 4.0, vs. #21 Oklahoma State (2019)
Recorded 5 pass breakups	Rayshad Williams, 5, at #7 Oklahoma State (2022)
Forced 2 fumbles, game	Steve Linton, 2, at Baylor (2023)
Returned a fumble for a touchdown	at Oklahoma State (2024), Jacob Rodriguez, 0 yards
Intercepted 3 passes, game	Darcel McBath, 3, at #19 Kansas (2008)
Intercepted 2 passes, game	Dadrión Taylor-Demerson, 2, vs. TCU (2023)
Intercepted passes in back-to-back games	Chapman Lewis, at WSU (1), vs. UNT (1) (2024)
Intercepted pass by a Defensive Linemen	Quincy Ledet Jr., at Arizona (2024)
Returned an Interception for a touchdown	A.J. McCarty (2024), vs. Cincinnati, 51 yards
Kicked 4 field goals	Jonathan Garibay, 4-for-4, vs. Baylor (2020)
Kicked 50+ FG	Gino Garcia, 53 yds, vs. Colorado (2024)
Kicked 55+ FG	Gino Garcia, 55 yds, vs. TCU (2023)
Kicked 60+ FG	Jonathan Garibay, 62 yds ( <i>record</i> ) vs. Iowa State (2021)
Kicked 80+ punt	Austin McNamara, 87 yards, vs. West Virginia (2020)
Kicked 70-79 punt	Austin McNamara, 70 yards, vs. Oklahoma State (2021)
Returned a kick off for a TD	Drae McCray, 100 yds, vs. Houston (2023)
Returned punt for TD	Eric Morris (86 yds), at Nevada (2008)
Scored Defensive 2-point conversion	Ben Kirkpatrick, 84 yds, vs. #15 Oklahoma (1992)
Blocked a PAT	Trevon McAlpine, at Oklahoma State (2024)
Blocked a FG in a game	Myles Cole, at Iowa State (2022)
Blocked FG return for TD	Eli Howard (block)/Zech McPhearson (return), 90 yds, at #24 Iowa State (2020)
Faked a FG for a TD	Holder Jack Burgess pitch to kicker Reese Burkhardt, 4-yd rush, at TCU (2024)
Blocked a punt	Loic Fouonji vs. Houston (2023)
Returned/Recovered a blocked punt for TD	Loic Fouonji (7 yards) vs. Houston (2023)
Recovered a successful onsides kick	Coy Eakin (kicked by Reese Burkhardt) at Washington State (2024)

## MEDIA INFORMATION

### COVERING THE TEXAS TECH RED RAIDERS

<b>25</b> <b>MONDAY</b> MEDIA LUNCHEON 11:30 a.m. JOEY MCGUIRE PRESS CONFERENCE (+OC/DC) 12:30 p.m.	<b>26</b> <b>TUESDAY</b> KENNY PERRY/PLAYERS MEDIA AVAILABILITY 12:00 p.m.	<b>27</b> <b>WEDNESDAY</b> NO AVAILABILITY	<b>28</b> <b>THURSDAY</b> NO AVAILABILITY	<b>29</b> <b>FRIDAY</b> NO AVAILABILITY	<b>30</b> <b>SATURDAY</b> UAPB AT TEXAS TECH 6:30 p.m. CT Jones AT&T Stadium	<b>1</b> <b>SUNDAY</b> NO AVAILABILITY
---	--	--	---	---	---	--



**MATT DOWDY**  
 Assistant A.D.  
 806-928-5190  
 matthew.dowdy@ttu.edu



**MATT BURKHOLDER**  
 Director  
 559-862-3771  
 matt.burkholder@ttu.edu



**CHRIS DUARTE**  
 Associate Director  
 954-937-3254  
 chris.duarte@ttu.edu

**TEXAS TECH ATHLETICS COMMUNICATIONS**  
 East Stadium Building, Jones AT&T Stadium (Third Floor)  
 Office: (806) 742-2770 • Fax: (806) 742-1970  
 2508 6th Street • Lubbock, TX 79409  
[www.TexasTech.com/Media](http://www.TexasTech.com/Media)



### TEXAS TECH SPORTS NETWORK

The Texas Tech Sports Network from Learfield Sports will carry all the exciting action of Red Raider Football beginning with the season opener versus Arkansas-Pine Bluff and all the way through the bowl season. Brian Jensen (play-by-play) and John Harris (color analyst) return to the broadcast booth and will be joined on the sidelines by Chris Level (sidelines).

Fans outside the coverage area will once again be able to listen to Red Raider games live on the Internet through TexasTech+. By logging onto [www.TexasTech.com](http://www.TexasTech.com), live play-by-play of Texas Tech Football is just a click away. The games also are carried on Sirius/XM Satellite Radio (channel varies).

All games will also be available on the Varsity Network App, available for download in your iTunes or Android store.

### CREDENTIAL REQUESTS

Please direct all credential requests to the online credential portal located at [www.sportssystem.com/TexasTech](http://www.sportssystem.com/TexasTech). Confirmation of your request will be made upon review by Matt Dowdy. Credentials are limited to members of the working media who are assigned to cover Texas Tech Football. Credentials must be requested online by 5 p.m. Tuesday each week. All requests will be held for pickup until 5 p.m. Friday at the Athletics Communications office (third floor of Whitacre Athletic Center, East Stadium Building). Credentials not picked up by 5 p.m. Friday will be available at Media Will Call located on the northwest side of Jones AT&T Stadium.

### WEEKLY MEDIA LUNCHEON

During the season, Texas Tech head coach Joey McGuire will host a weekly media luncheon inside the South End Zone, on the field club level. The event will be held each Monday during the regular season, excluding the bye week. McGuire will be joined each week by defensive coordinator Tim DeRuyter and offensive coordinator Zach Kittley. Lunch will be served at 11:30 a.m. each Monday followed by a 12:30 p.m. press conference.

### WEEKLY AVAILABILITY SCHEDULE

In addition to the Monday press conference, select student-athletes will be available prior to practices each Tuesday inside the Sports Performance Center. Associate Coach Kenny Perry will speak first each Tuesday, followed by select players. All specific student-athlete requests should be submitted by 10 a.m. Monday each week during the season.

### INTERVIEW REQUESTS

Please direct all interview requests for head coach Joey McGuire to Matt Dowdy; members of the Texas Tech coaching staff and student-athletes to Matt Dowdy or Matt Burkholder. Contacting student-athletes or coaches directly through text message or social media is strictly prohibited and could result in loss of credentials.

### USE OF TEXAS TECH PHOTOGRAPHY

The use of Texas Tech photos is prohibited without prior approval from the athletics communications office. Texas Tech does not grant permission for use of its photos for social media content purposes. Texas Tech will provide courtesy headshots and action shots upon requests for editorial purposes.

### VIDEO HIGHLIGHTS/NEWS CONFERENCE

Video from news conferences and games will be available to the media via YouTube. Broadcast quality video footage (game highlights, post-practice interviews, post-game interviews, etc) are available by request through the athletics communications office.

### PHOTO REQUESTS

Please submit your requests to Chris Duarte.

### COLLEGEPRESSBOX.COM

Collegepressbox is the official media website for Division I football. Access and download game notes, quotes, statistics, media guides, headshots, logos and more for all FBS schools, conferences, postseason games, awards and the College Football Playoff. For access, please register for an account at [collegepressbox.com/register](http://collegepressbox.com/register).

### LIVE STREAMING

Live video streaming of any Texas Tech Athletics event, including news conferences, on ANY social media platform is strictly prohibited without prior approval from the athletics communications office.

### USE OF AUDIO/VIDEO

Any media entity collecting any sort of "video or audio materials" (film, traditional video or audio, digital video or audio, photos, etc.) from Texas Tech University Athletics game events or press conference/media events may use that material only for traditional television newscasts, web-based or print coverage, or other electronic transmission as approved by the University in writing, with a limitation of up to three (3) minutes in length from any single event. Such media entity may not offer any live video, audio or other coverage of the event without the advance, written permission of Texas Tech University Athletics. This policy includes all games, matches and events involving any of Texas Tech's athletic programs. It includes all media events -- press conferences, pre/post-practice interviews and pre/post-game interviews. An exception would be a one-on-one interview arranged through the Texas Tech Athletics Communications office with a Texas Tech, coach, athlete or administrator.

### 2025 RED RAIDER FOOTBALL AFFILIATES

CITY	STATION	FREQUENCY
Abilene/Haskell	KVRP-FM	97.1
Amarillo	KVWE-FM	102.9
Andrews	KACT-FM	105.5
Artesia, N.M.	KSVP-AM	990
Artesia, N.M.	KSVP-FM	93.7
Big Spring	KBST-FM	95.7
Big Spring	KBST-FM	103.9
Big Spring	KBST-AM	1490
Brownwood	KQBZ-FM	96.9
Dumas	KDDD-FM	95.3
Hereford	KPAN-FM	106.3
Hereford	KPAN-AM	860
Hobbs, N.M.	KEJL-AM	1110
Hobbs, N.M.	KEJL-FM	100.5
Lampasas	KCYL-AM	1450
Llano	KITY-FM	102.9
Lubbock	KJTV-FM	100.7
Lubbock	KJTV-AM	950
Lubbock	KTTU-FM	97.3
Lubbock	KXTQ-FM	106.5
Odessa-Midland	KNFM-FM	92.3
San Angelo	KNRX-FM	96.5
Seminole	KSEM-FM	106.3
Tyler	KTBB-FM	97.5
Waco	KWBT-HD2	94.5

### SATELLITE RADIO

Sirius XM Radio	Ch. 953 (home call)
XM App	Ch. 162 or 199
Varsity App	Search "Texas Tech"

**collegepressbox**  
 SINCE 2005 EVERYTHING BUT THE PREGAME MEAL