



# 2024 SEASON REVIEW



SEASON NOTES



▲ Texas Tech debuted a new footwear, uniform, apparel and accessory partner in 2024 after signing a 10-year agreement with adidas. The collaboration comes as part of adidas' evolving work with brand partner and Texas Tech alumnus Patrick Mahomes II.

WELCOME TO THE THREE STRIPE LIFE

- Texas Tech had a new footwear, uniform, apparel and accessory partner beginning with the 2024 season after signing a 10-year agreement with adidas. The collaboration comes as part of adidas' evolving work with brand partner and Texas Tech alumnus Patrick Mahomes II, who will be the first adidas athlete to have his logo featured on official collegiate apparel. Texas Tech and adidas have already launched co-branded apparel featuring Mahomes' signature Gladiator logo.
- On a busy day in college athletics, the Texas Tech and adidas announcement reached 17 million users across social media platforms as part of a large-scale unveiling that incorporated "ripping the tape" off the partnership, a reference to the shirt Mahomes infamously wore at the 2019 Men's Final Four.
- As part of the partnership, all eligible student-athletes at Texas Tech will have the opportunity to join the brand's historic NIL Ambassador Network, which gives all student-athletes at adidas-partnered Division 1 schools the chance to benefit from their Name, Image and Likeness. Since its inception, over 12,000 student-athletes nationwide across a variety of sports have participated in the network, earning a percentage of the sales they drive for key products and campaigns.
- adidas and Patrick Mahomes unveiled a new Texas Tech football uniform that features Mahomes' signature "Gladiator" logo — one of the first times in history that an athlete's personal brand has been included in official on-field apparel. The Red Raiders utilized the Mahomes Strategy uniform at home against Colorado.

FAN EXCITEMENT AT AN ALL-TIME HIGH

- Texas Tech sold out of season tickets for the second consecutive season in early May as Red Raider fans purchased more than 32,000 season passes for the 2024 campaign. Texas Tech also sold out of its entire premium seating inventory in all areas of Jones AT&T Stadium, including the new south end zone addition.
- Over his three seasons as head coach, Texas Tech has added more than 13,000 season tickets since McGuire's hiring in November 2021. Texas Tech previously sold 28,000 season tickets for McGuire's debut season in 2022, which, like this year's total, ranks among the top-10 highest season ticket counts in program history.
- Texas Tech had a capacity crowd of 60,229 fans on hand four times this season with sellouts against Abilene Christian, Cincinnati, Baylor and Colorado.
- Texas Tech averaged 58,623 fans inside Jones AT&T Stadium in 2024, which ranked 31st nationally and second in the Big 12 Conference behind only BYU. It ranked as the second-highest single-season average in school history, slightly trailing the 2014 average of 58,934 over six games.

SOUTH END ZONE OFFICIALLY OPEN

- Texas Tech officially opened the South End Zone and Dustin R. Womble Football Center project in 2024, featuring more than 340,000 combined square feet of space with a blend of world-class modern design and technology elements with Spanish Renaissance architecture well known to Texas Tech supporters. The \$242 million project marks the largest contiguous football facility in the country, connecting the south end zone building to the Womble Football Center and the Sports Performance Center, which opened in 2017 as Texas Tech's indoor football practice facility and indoor track and field venue.
- The opening of the South End Zone Building to Jones AT&T Stadium officially closed The Campaign for Fearless Champions, one of the most-successful fundraising initiatives in university history that raised more than \$500 million to transform Texas Tech's athletic facilities across every sport, while also pouring resources into the student-athlete experience through scholarship endowments and the creation of the J.T. and Margaret Talkington Office of Student-Athlete Development.

600-WIN MILESTONE

- The Red Raiders secured their 600th all-time win against Arizona State on Sept. 21. Texas Tech finished its 2024 campaign, its 100th year of football, with 605-485-32. Among power conference schools founded since 1900, it is the third-most wins nationally, trailing only Miami (661) and UCLA (631).

WHERE THE REGULAR SEASON RANKED...

- Texas Tech secured its third season with six or more Big 12 victories with its win over West Virginia in the regular-season finale, marking the third-consecutive season under Joey McGuire that the Red Raiders have won five or more conference games. In its history, Texas Tech had won five or more league games over three consecutive seasons only once previously, from 1995-97, when the Red Raiders were transitioning from the Southwest Conference to the Big 12.
- The victory over the Mountaineers placed the Red Raiders in a special category as only the third team to win six Big 12 wins since Texas Tech joined the Big 12 in 1996. The Red Raiders were 6-2 in league play in 2005 and then 7-1 in 2008, with both seasons resulting in trips to the Cotton Bowl.
- Texas Tech's win over West Virginia also punched its first eight-win regular season since 2009. A victory over Arkansas in the bowl game would also mark Texas Tech's first nine-win season since that same 2009 campaign.
- Texas Tech's win at Oklahoma State a week earlier solidified a 3-2 road record this season, with all three wins coming in Big 12 play. The Red Raiders had not won three or more true road games in a season previously since 2008.

TEXAS TECH HOME TICKET STATUS FOR 2024

| Date     | Opponent          | Ticket Status     |
|----------|-------------------|-------------------|
| Aug. 31  | Abilene Christian | Sold Out (60,229) |
| Sept. 14 | North Texas       | 57,865            |
| Sept. 21 | Arizona State     | 58,795            |
| Sept. 28 | Cincinnati        | Sold Out (60,229) |
| Oct. 19  | Baylor            | Sold Out (60,229) |
| Nov. 9   | Colorado          | Sold Out (60,229) |
| Nov. 30  | West Virginia     | 52,785            |

## SEASON NOTES

### BROOKS SNAPS HANSPARD'S CAREER RECORD

- Tajh Brooks became Texas Tech's all-time career rushing leader against Colorado with a 25-yard run to start the Red Raiders' fourth-quarter drive against Colorado. The rush attempt pushed him past Byron Hanspard's previous career record of 4,219 yards, which was set during his 1996 Doak Walker Award season. Brooks closed his Red Raider career with 4,557 rushing yards as he announced he will not participate in the AutoZone Liberty Bowl.
- Brooks combined for 321 rushing yards and six touchdowns over Texas Tech's final two games against Oklahoma State and West Virginia en route to moving into fourth place all-time in the Big 12 record book. The only three Big 12 running backs with more career rushing yards than Brooks are Cedric Benson (Texas), Ricky Williams (Texas) and Darren Sproles (K-State).
- Brooks rushed for at least 100 yards in 23 different games during his career, which snapped the Texas Tech all-time record of 21 that was previously set by Byron Hanspard. Brooks ended his career ranked fourth for career 100-yard games in the Big 12 record book, trailing only Ricky Williams (Texas) with 25 as well, as Cedric Benson (Texas) and Darren Sproles (K-State), who both had 24 during their respective tenures.
- Brooks' 11 different 100-yard games, in 11 games played in 2024, snapped the Texas Tech single-season record of 10 that was previously set by both Byron Hanspard (1996) and Byron Morris (1993). Brooks entered bowl season as one of only two FBS players to have rushed for at least 100 yards in every game in 2024 (min. 7 games), joining Boise State's Ashton Jeanty.
- Brooks registered 19 different 100-yard games over his last 22 outings dating back to the 2023 season. In the three games he did not eclipse 100 yards during that span, he recorded at least 95 yards in each contest, which is the longest streak for an FBS player since 1996.
- Brooks ended 2024 as the only Red Raider all-time and only the third player in Big 12 history to rush for 1,500 yards twice in a career, joining the likes of Kendall Hunter of Oklahoma State (2008, 2010) and Ricky Williams of Texas (1997-98). Brooks is the fifth Red Raider in program history with consecutive 1,000-yard seasons, joining the likes of James Hadnot (1978-79), Byron "Bam" Morris (1992-93), Byron Hanspard (1995-96) and DeAndre Washington (2015-16).
- Brooks was a semifinalist for the Earl Campbell and Doak Walker Awards as well as a finalist for the William V. Campbell Trophy presented by the National Football Foundation.

### THE 1,500, 1,000-YARD CLUB

- For the first time in its history, Texas Tech boasted both a 1,500-yard rusher and a 1,000-yard receiver behind running back Tajh Brooks and wide receiver Josh Kelly in 2024. Both went over their respective marks in the regular-season finale against West Virginia, with Brooks rushing 23 times for a career-high 188 yards, while Kelly finished with nine receptions for 150 yards.
- Texas Tech was joined by Arizona State as the only two schools in the country with a 1,500-yard rusher and a 1,000-yard receiver entering bowl season.



- ▲ After rushing for 1,538 yards in 2023, the fourth-most in the FBS, **TAJH BROOKS** ranked third in the FBS in 2024 in rushing yards per game (136.8) en route to setting the Texas Tech program record for career rushing yards. After 1,505 rushing yards in 11 games in 2024, Brooks finished with 4,557 career rushing yards.

### 3,000/1,000/1,000

- Texas Tech had its second season in program history with a 3,000-yard passer (Behren Morton-3,335), a 1,000-yard rusher (Tajh Brooks-1,505) and a 1,000-yard receiver (Josh Kelly-1,023). It was the first occurrence since the 2015 season when it was first accomplished by Patrick Mahomes II (4,653 passing), DeAndre Washington (1,492 rushing) and Jakeem Grant (1,268 receiving).
- More offense: Texas Tech topped 6,000 yards of total offense for the first time since the 2017 season (6,170), having posted 6,015 total yards in 2024.
- The Red Raiders manufactured 37.6 points per game in 2024, the most since 2016 when Patrick Mahomes II guided Tech to an average of 43.7 points per game.

### BROOKS, RODRIGUEZ HEADLINE ALL-BIG 12 AWARDS

- The Texas Tech football team had five players named to the first and second All-Big 12 teams on Dec. 7, as announced by the league office. All Big 12 postseason awards are based on votes of the conference's 16 head coaches, who are not permitted to vote for their own players. Eight Red Raiders overall were honored as three more were given honorable mention nods.

#### ALL-BIG 12 FIRST TEAM

LB - Jacob Rodriguez

#### ALL-BIG 12 SECOND TEAM

RB - Tajh Brooks

WR - Josh Kelly

TE - Jalin Conyers

PK - Gino Garcia

#### HONORABLE MENTION

OL - Caleb Rogers

KR/PR - Drae McCray

DB - C.J. Baskerville

### MORTON OPTS IN

- Texas Tech junior quarterback Behren Morton announced he would miss the AutoZone Liberty Bowl in preparation for his senior season in 2025 after undergoing shoulder surgery on Dec. 10 in Los Angeles. True freshman quarterback Will Hammond was slotted to make his first career start in Morton's place for the Red Raiders' AutoZone Liberty Bowl contest on Dec. 27.
- The elective surgery was performed by Dr. Neal ElAttrache, a leading orthopedic surgeon specializing in shoulder injuries. Dr. ElAttrache, who was recommended by Texas Tech medical director and orthopedic surgeon Dr. Kevin Crawford and its sports medicine staff, is also the head team physician for the Los Angeles Dodgers and Los Angeles Rams and has significant experience with professional athletes across the NFL and Major League Baseball.
- "After hearing from several leading NFL medical experts, my family and I felt it was best to get this procedure done now so that I can fully rehab this spring and be ready for the start of summer workouts," Morton said. "As I've said all year, this injury did not impact me at all this past season. I elected to undergo this surgery now for my long-term success, which will allow me to invest more time in offseason strength and conditioning and my development as a quarterback. I love this team and will be there every step of the way as a captain and leader entering the bowl game."
- Morton's 3,335 passing yards over 12 games in 2024 were the most by a Red Raider since Nic Shimonek's 3,963 in 2017. Morton's 277.9 yards per game ranked 8th-best in the FBS. He was the first Red Raider quarterback to start all 12 games in the regular season since Patrick Mahomes II in 2016.

### 2025 TEAM CAPTAINS

- In what was a unique move, Joey McGuire announced back in January of 2024 the naming of five team captains for the following season. The five who were appointed to that role were senior running back Tajh Brooks, senior offensive lineman Caleb Rogers, junior quarterback Behren Morton, junior linebacker Jacob Rodriguez and senior linebacker Bryce Ramirez. The five captains, all previous members of McGuire's leadership committee during the 2023 season, were tasked with identifying and developing new leaders for the football program throughout spring practices as well as enhancing Texas Tech's player-led culture. This was the first time during McGuire's tenure that he had named set captains that early, as he previously relied on a leadership committee of upperclassmen from each position group. Furthermore, the five wore the letter "C" on their respective jerseys, also a first under McGuire.
- The custom of selecting game day captains continued during the season, those selected to serve that role, in addition to the five aforementioned individuals included: C.J. Baskerville, Ty Buchanan, DeBraylon Carroll, Davion Carter, Jalin Conyers, Coy Eakin, Charles Esters III, Gino Garcia, Josh Kelly, Jackson Knotts, Quincy Ledet Jr., Bralyn Lux, Drae McCray, John Carlos Miller II, Joseph Plunk, Ben Roberts, Issac Smith and Mason Tharp.

INDIVIDUAL HONORS



▲ Texas Tech senior running back **TAHJ BROOKS** was named a finalist for the prestigious William V. Campbell Trophy. The award annually recognizes an individual as the absolute best in the nation for his combined academic success, football performance and exemplary leadership.

|   |
|---|
| <b>E'MAURION BANKS (DL)</b>                             |
| 2024 Phil Steele Preseason 4th-Team All-Big 12          |
| <b>C.J. BASKERVILLE (DB)</b>                            |
| 2024 Phil Steele 3rd-Team All-Big 12                    |
| 2024 All-Big 12 Honorable Mention                       |
| 2025 Shrine Bowl 1000 Watch list                        |
| 2025 Reese's Senior Bowl Watch list                     |
| <b>TAHJ BROOKS (RB)</b>                                 |
| 2024 Campbell Trophy Finalist                           |
| 2024 Doak Walk Award Semifinalist                       |
| 2024 Earl Campbell Award Semifinalist                   |
| 2024 Phil Steele 4th-Team All-American                  |
| 2024 Phil Steele 2nd-Team All-Big 12                    |
| 2024 AP 2nd-Team All-Big 12                             |
| 2024 All-Big 12 Second Team                             |
| 2024 Big 12 Co-Offensive Scholar-Athlete of the Year    |
| 2024 DCTF Offensive Player of the Year                  |
| 2024 DCTF 1st-Team All-Texas Team                       |
| 2025 East-West Shrine Bowl Selection                    |
| 2024 CSC Academic All-District Team                     |
| 2024 DCTF Midseason 1st-Team All-Texas Team             |
| 2024 Earl Campbell Honorable Mention Player of the Week |
| 2024 Shrine Bowl Texas Star of the Week                 |
| 2024 Big 12 Co-Offensive Player of the Week (2x)        |
| 2024 Phil Steele Preseason 1st-Team All-Big 12          |
| 2024 Sporting News Preseason 2nd-Team All-American      |
| 2024 ESPN Preseason 2nd-Team All-American               |
| 2024 Preseason All-Big 12 Team                          |
| 2024 Maxwell Award Watch list                           |
| 2024 Wuerffel Trophy Watch list                         |
| 2024 Walter Camp Player of the Year Watch list          |
| 2024 Doak Walker Award Watch list                       |
| 2024 Earl Campbell Tyler Rose Award Watch list          |
| 2025 Reese's Senior Bowl Watch list                     |
| 2025 Shrine Bowl 1000 Watch list                        |
| <b>JALIN CONYERS (TE)</b>                               |
| 2024 All-Big 12 Second Team                             |
| 2024 DCTF 2nd-Team All-Texas Team                       |
| 2024 Phil Steele Preseason 4th-Team All-Big 12          |
| 2024 Mackey Award Watch list                            |
| 2025 Shrine Bowl 1000 Watch list                        |
| 2025 Reese's Senior Bowl Watch list                     |
| 2025 East-West Shrine Bowl Selection                    |
| <b>JACK BURGESS (P)</b>                                 |
| 2024 CSC Academic All-District Team                     |
| <b>REESE BURKHARDT (K)</b>                              |
| 2024 CSC Academic All-District Team                     |

|   |
|---|
| <b>DE'BRAYLON CARROLL (DL)</b>                          |
| 2024 DCTF Midseason 1st-Team All-Texas Team             |
| <b>DAVION CARTER (OL)</b>                               |
| 2024 DCTF Midseason 1st-Team All-Texas Team             |
| 2024 CSC Academic All-District Team                     |
| <b>CALEB DOUGLAS (WR)</b>                               |
| 2024 CSC Comeback Player of the Year Watch list         |
| <b>GINO GARCIA (K)</b>                                  |
| 2024 Phil Steele 2nd-Team All-Big 12                    |
| 2024 AP 2nd-Team All-Big 12                             |
| 2024 All-Big 12 Second Team                             |
| 2024 Burlsworth Trophy Nominee                          |
| 2024 Lou Groza Award Semifinalist                       |
| 2024 Big 12 Co-Special Teams Player of the Week         |
| <b>DREW HOCUTT (WR)</b>                                 |
| 2024 CSC Academic All-District Team                     |
| <b>JOSH KELLY (WR)</b>                                  |
| 2024 All-Big 12 Second Team                             |
| 2024 DCTF 1st-Team All-Texas Team                       |
| 2024 Phil Steele 3rd-Team All-Big 12                    |
| 2024 DCTF Midseason 1st-Team All-Texas Team             |
| 2024 Earl Campbell Honorable Mention Player of the Week |
| 2024 Phil Steele Preseason 3rd-Team All-Big 12          |
| 2024 Biletnikoff Award Watch list                       |
| 2025 Reese's Senior Bowl Watch list                     |
| 2024 Earl Campbell Tyler Rose Award Watch list          |
| 2025 Shrine Bowl 1000 Watch list                        |
| <b>JACKSON KNOTTS (LS)</b>                              |
| 2024 Phil Steele 2nd-Team All-Big 12                    |
| 2024 Phil Steele Preseason 3rd-Team All-Big 12          |
| <b>QUINCY LEDET JR. (DL)</b>                            |
| 2025 Shrine Bowl 1000 Watch list                        |
| <b>BRALYN LUX (DB)</b>                                  |
| 2025 Shrine Bowl 1000 Watch list                        |
| 2025 Reese's Senior Bowl Watch list                     |
| <b>DRAE MCCRAY (WR)</b>                                 |
| 2024 All-Big 12 Honorable Mention                       |
| 2024 Phil Steele 4th-Team All-Big 12                    |
| 2024 Big 12 Special Teams Player of the Week            |
| 2024 Preseason All-Big 12 Team                          |
| 2024 Paul Hornung Award Watch list                      |

|  |
|--|
| <b>JOHNCARLOS MILLER II (TE)</b>                             |
| 2025 Shrine Bowl 1000 Watch list                             |
| 2025 Reese's Senior Bowl Watch list                          |
| <b>BEHREN MORTON (QB)</b>                                    |
| 2024 Johnny Unitas Top 25 Golden Arm honoree                 |
| 2024 PFF Offensive Player of the Week                        |
| 2024 Earl Campbell Award Player of the Week                  |
| 2024 Davey O'Brien Great 8 Quarterback of Week               |
| 2024 Davey O'Brien Great 8 Quarterback of Week               |
| 2024 Davey O'Brien Week 3 "Davey Double"                     |
| 2024 Johnny Unitas Golden Arm Award Watch list               |
| 2024 Earl Campbell Tyler Rose Award Watch list               |
| <b>BEN ROBERTS (LB)</b>                                      |
| 2024 DCTF Midseason 2nd-Team All-Texas Team                  |
| <b>JACOB RODRIGUEZ (LB)</b>                                  |
| 2024 All-Big 12 1st-Team                                     |
| 2024 AP 1st-Team All-Big 12                                  |
| 2024 Phil Steele 1st-Team All-Big 12                         |
| 2024 Phil Steele Honorable Mention All-American              |
| 2024 Phil Steele Preseason 3rd-Team All-Big 12               |
| 2024 DCTF 1st-Team All-Texas Team                            |
| 2024 DCTF Midseason 1st-Team All-Texas Team                  |
| 2024 Chuck Bednarik Player of the Week                       |
| 2024 Big 12 Defensive Player of the Week                     |
| 2024 Liberty Bowl Defensive Player of the Game-visiting team |
| 2025 Shrine Bowl 1000 Watch list                             |
| <b>CALEB ROGERS (OL)</b>                                     |
| 2024 AP 2nd-Team All-Big 12                                  |
| 2024 All-Big 12 Honorable Mention                            |
| 2024 Phil Steele 4th-Team All-Big 12                         |
| 2024 Shrine Bowl Texas Star of the Week                      |
| 2025 Reese's Senior Bowl Selection                           |
| 2024 Phil Steele Preseason 1st-Team All-Big 12               |
| 2024 Bruce Feldman's Freaks List                             |
| 2025 Reese's Senior Bowl Watch list                          |
| <b>VINNY SCIURY (OL)</b>                                     |
| 2025 Shrine Bowl 1000 Watch list                             |
| 2025 Reese's Senior Bowl Watch list                          |
| <b>MASON THARP (TE)</b>                                      |
| 2025 Shrine Bowl 1000 Watch list                             |
| 2025 Reese's Senior Bowl Watch list                          |
| <b>J'KOBY WILLIAMS (RB)</b>                                  |
| 2024 Liberty Bowl Offensive Player of the Game-visiting team |



| FINAL BIG 12/NCAA RANKINGS                 |                              |       |         |        |
|--|------------------------------|-------|---------|--------|
| BIG 12 FINAL STANDINGS                     |                              |       |         |        |
|  | CONF                         | PCT.  | OVERALL | STK    |
| No. 7/7 Arizona State                      | 7-2                          | .778  | 11-3    | L1     |
| No. 15/15 Iowa State                       | 7-2                          | .778  | 11-3    | L1     |
| No. 13/14 BYU                              | 7-2                          | .778  | 11-2    | W2     |
| No. 25/25 Colorado                         | 7-2                          | .778  | 9-4     | L1     |
| Baylor                                     | 6-3                          | .667  | 8-5     | L1     |
| RV/RV TCU                                  | 6-3                          | .667  | 9-4     | W4     |
| Texas Tech                                 | 6-3                          | .667  | 8-5     | L1     |
| RV/RV Kansas State                         | 5-4                          | .556  | 9-4     | W1     |
| West Virginia                              | 5-4                          | .556  | 5-7     | L2     |
| Kansas                                     | 4-5                          | .444  | 5-7     | L1     |
| Cincinnati                                 | 3-6                          | .333  | 4-8     | L5     |
| Houston                                    | 3-6                          | .333  | 4-8     | L3     |
| Utah                                       | 2-7                          | .222  | 5-7     | W1     |
| Arizona                                    | 2-7                          | .222  | 4-8     | L2     |
| UCF  | 2-7                          | .222  | 4-8     | L3     |
| Oklahoma State                             | 0-9                          | .000  | 3-9     | L9     |
| rankings: AP/Coaches                       |                              |       |         |        |
| BIG 12 BOWL RESULTS                        |                              |       |         |        |
| SCOOTER'S COFFEE FRISCO BOWL               |                              |       |         |        |
| Memphis 42, West Virginia 37               |                              |       |         |        |
| RATE BOWL                                  |                              |       |         |        |
| Kansas State 44, Rutgers 41                |                              |       |         |        |
| AUTOZONE LIBERTY BOWL                      |                              |       |         |        |
| Arkansas 39, Texas Tech 26                 |                              |       |         |        |
| ISLETA NEW MEXICO BOWL                     |                              |       |         |        |
| TCU 34, Louisiana 3                        |                              |       |         |        |
| POP-TARTS BOWL                             |                              |       |         |        |
| Miami 42, Iowa State 41                    |                              |       |         |        |
| VALERO ALAMO BOWL                          |                              |       |         |        |
| BYU 36, Colorado 14                        |                              |       |         |        |
| KINDER'S TEXAS BOWL                        |                              |       |         |        |
| LSU 44, Baylor 31                          |                              |       |         |        |
| CFP QUARTERFINAL AT CHICK-FIL-A PEACH BOWL |                              |       |         |        |
| Texas 39, Arizona State 31                 |                              |       |         |        |
| FINAL 2024 TEAM STAT RANKINGS              |                              |       |         |        |
| CATEGORY                                   | TECH                         | NCAA  | BIG 12  |        |
| Scoring Offense                            | 37.6                         | 4th   | 1st     |        |
| Total Offense                              | 462.7                        | 9th   | 1st     |        |
| Rushing Offense                            | 166.0                        | 61st  | 8th     |        |
| Passing Offense                            | 296.7                        | 9th   | 3rd     |        |
| Passing Efficiency                         | 138.11                       | 54th  | 5th     |        |
| Time of Possession                         | 30:11                        | 64th  | 8th     |        |
| Scoring Defense                            | 34.8                         | 121st | 15th    |        |
| Total Defense                              | 460.2                        | 126th | 15th    |        |
| Rushing Defense                            | 152.1                        | 73rd  | 10th    |        |
| Passing Defense                            | 308.1                        | 132nd | 16th    |        |
| Passing Efficiency Defense                 | 148.38                       | 117th | 14th    |        |
| QB Sacks Per Game                          | 0.38                         | 142nd | 13th    |        |
| Tackles for Loss                           | 5.2                          | 85th  | 10th    |        |
| Net Punting                                | 37.83                        | 90th  | 11th    |        |
| Punt Returns                               | 6.09                         | 90th  | 12th    |        |
| Kickoff Returns                            | 20.95                        | 51st  | 6th     |        |
| Turnover Margin                            | 0.08                         | 55th  | 6th     |        |
| FINAL INDIVIDUAL STAT RANKINGS             |                              |       |         |        |
| INDIVIDUAL                                 | CATEGORY                     | TOTAL | NCAA    | BIG 12 |
| Tahj Brooks                                | Rush Yards Per Carry         | 5.3   | 67th    | 9th    |
|  | Rushing TDs                  | 17    | 12th    | 3rd    |
|  | Rushing Yards                | 1,505 | 8th     | 3rd    |
|  | Rushing Yards Per Game       | 136.8 | 3rd     | 1st    |
|  | Total TDs                    | 18    | 13th    | 3rd    |
| Jack Burgess                               | Punting                      | 42.2  | 51st    | 4th    |
|  | Field Goal Percentage        | .950  | 4th     | 1st    |
|  | Field Goals Per Game         | 1.46  | 29th    | 5th    |
|  | Points Responsible For       | 97    | --      | 21st   |
|  | Points Responsible For/Game  | 7.5   | --      | 22nd   |
| Gino Garcia                                | Scoring Per Game             | 7.5   | 52nd    | 9th    |
|  | Total Points Scored          | 97    | 51st    | 8th    |
| Josh Kelly                                 | Receiving TDs                | 5     | --      | 18th   |
|  | Receiving Yards              | 1,023 | 25th    | 7th    |
|  | Receiving Yards Per Game     | 85.3  | 19th    | 17th   |
|  | Receptions Per Game          | 7.4   | 7th     | 2nd    |
|  | Completion Percentage        | .633  | 47th    | 4th    |
| Behren Morton                              | Completions Per Game         | 24.58 | 7th     | 2nd    |
|  | Passing Efficiency           | 139.1 | 52nd    | 5th    |
|  | Passing TDs                  | 27    | 16th    | 3rd    |
|  | Passing Yards                | 3,335 | 16th    | 4th    |
|  | Passing Yards Per Game       | 277.9 | 8th     | 3rd    |
| Jacob Rodriguez                            | Passing Yards Per Completion | 11.31 | 88th    | 13th   |
|  | Points Responsible For       | 170   | 35th    | 7th    |
|  | Points Responsible For/Game  | 14.2  | 28th    | 6th    |
|  | Rushing TDs                  | 1     | --      | --     |
|  | Yards Per Pass Attempt       | 7.16  | 79th    | 11th   |
| Jacob Rodriguez                            | Fumbles Recovered            | 2     | 19th    | 2nd    |
|  | Solo Tackles                 | 77    | 3rd     | 1st    |
|  | Total Tackles                | 127   | 12th    | 1st    |

SITUATIONAL RECORDS



▲ Take 3: JOEY MCGUIRE preaches the importance of takeaways, specifically the notion that creating three turnovers in a game leads to positive results. The Red Raider defense forced 22 takeaways in 2024, including four games of achieving its goal of three in a single game. The Red Raiders are 7-1 in three seasons when “taking 3.”

|                                     | 2024 | Big 12 | McGuire |  | 2024 | Big 12 | McGuire |
|-------------------------------------|------|--------|---------|--|------|--------|---------|
| Overall                             | 8-5  | 6-3    | 23-16   | Passing for less than 300 yards                | 4-3  | 4-2    | 14-11   |
| at Jones AT&T Stadium               | 5-2  | 3-2    | 15-5    | Passing for 300-399 yards                      | 3-2  | 1-1    | 6-5     |
| in Away Games                       | 3-2  | 3-1    | 6-10    | Passing for 400+ yards                         | 1-0  | 1-0    | 3-0     |
| in Neutral Site Games               | 0-1  | 0-0    | 2-1     | Totalling less than 300 yards of total offense | 0-0  | 0-0    | 1-1     |
| Day Games                           | 5-3  | 4-3    | 11-7    | Totalling 300-399 yards of total offense       | 3-1  | 3-1    | 6-6     |
| Night Games (6 p.m. start or later) | 3-2  | 2-0    | 12-9    | Totalling 400-499 yards of total offense       | 1-4  | 1-2    | 8-8     |
| vs. Top 25 teams                    | 1-1  | 1-1    | 4-7     | Totalling 500-599 yards of total offense       | 4-0  | 2-0    | 7-1     |
| vs. Top 10 teams                    | 1-0  | 1-0    | 1-3     | Totalling 600+ yards total offense             | 0-0  | 0-0    | 1-0     |
| vs. Unranked Teams                  | 7-4  | 5-2    | 19-9    | Allowing less than 100 yards rushing           | 1-1  | 1-1    | 7-1     |
| Scoring first                       | 8-1  | 6-1    | 18-5    | Allowing 100-199 yards rushing                 | 7-1  | 5-1    | 12-7    |
| Opponents score first               | 0-4  | 0-2    | 5-11    | Allowing 200+ yds rushing                      | 0-3  | 0-1    | 4-8     |
| Leading at halftime                 | 6-2  | 4-2    | 18-4    | Allowing less than 200 yards passing           | 0-1  | 0-0    | 2-8     |
| Trailing at halftime                | 1-3  | 1-1    | 3-12    | Allowing 200-299 yards passing                 | 4-2  | 3-2    | 12-5    |
| Tied at halftime                    | 1-0  | 1-0    | 2-0     | Allowing 300-399 yards passing                 | 2-2  | 2-1    | 6-3     |
| Leading after third quarter         | 8-1  | 6-1    | 22-3    | Allowing 400+ yards passing                    | 2-0  | 1-0    | 3-0     |
| Trailing after third quarter        | 0-4  | 0-2    | 1-11    | Allowing less than 300 yards total offense     | 0-0  | 0-0    | 2-3     |
| Tied after third quarter            | 0-0  | 0-0    | 0-2     | Allowing 300-399 yards total offense           | 2-1  | 1-1    | 7-2     |
| Overtime games                      | 1-0  | 0-0    | 4-1     | Allowing 400-499 yards of total offense        | 3-2  | 3-1    | 8-8     |
| Scoring less than 20 points         | 0-1  | 0-0    | 2-6     | Allowing 500+ yards of total offense           | 3-2  | 2-1    | 6-3     |
| Scoring 20-29 points                | 2-2  | 2-1    | 3-5     | Leading turnover margin                        | 7-1  | 5-1    | 14-3    |
| Scoring 30-39 points                | 1-2  | 1-2    | 6-5     | Trailing turnover margin                       | 0-4  | 0-2    | 5-13    |
| Scoring 40-49 points                | 1-0  | 1-0    | 6-0     | Tied in turnover margin                        | 1-0  | 1-0    | 4-0     |
| Scoring 50+ points                  | 4-0  | 2-0    | 6-0     | Having 0 takeaways                             | 0-2  | 0-2    | 3-7     |
| Allowing less than 20 points        | 1-0  | 1-0    | 8-0     | Having 1 takeaway                              | 2-2  | 1-0    | 6-6     |
| Allowing 20-29 points               | 4-0  | 3-0    | 9-3     | Having 2 takeaways                             | 3-0  | 3-0    | 7-2     |
| Allowing 30-39 points               | 0-3  | 0-1    | 2-8     | Having 3 or more takeaways                     | 3-1  | 2-1    | 7-1     |
| Allowing 40+ points                 | 3-2  | 2-2    | 4-5     | Having 0 turnovers                             | 2-0  | 1-0    | 7-1     |
| Rushing for less than 100 yards     | 0-0  | 0-0    | 0-2     | Having 1 turnover                              | 4-0  | 3-0    | 9-3     |
| Rushing for 100-199 yards           | 5-4  | 4-3    | 15-13   | Having 2 turnovers                             | 2-3  | 2-2    | 5-3     |
| Rushing for 200+ yards              | 3-1  | 2-0    | 8-1     | Having 3 or more turnovers                     | 0-2  | 0-1    | 2-9     |
|                                     |      |        |         | Leading in time of possession                  | 3-4  | 2-3    | 13-7    |
|                                     |      |        |         | When trailing in time of possession            | 5-1  | 4-0    | 10-9    |



TEAM/INDIVIDUAL STATS

Team Results

| Date         | Opponent          |      | Score | Att.  |
|--------------|-------------------|------|-------|-------|
| 08/31/2024   | Abilene Christian | Wot1 | 52-51 | 60229 |
| 09/07/2024   | at Washington St. | L    | 16-37 | 27372 |
| 09/14/2024   | North Texas       | W    | 66-21 | 57865 |
| * 09/21/2024 | Arizona St.       | W    | 30-22 | 58795 |
| * 09/28/2024 | Cincinnati        | W    | 44-41 | 60229 |
| * 10/05/2024 | at Arizona        | W    | 28-22 | 45773 |
| * 10/19/2024 | Baylor            | L    | 35-59 | 60229 |
| * 10/26/2024 | at TCU            | L    | 34-35 | 42144 |
| * 11/02/2024 | at Iowa St.       | W    | 23-22 | 61500 |
| * 11/09/2024 | Colorado          | L    | 27-41 | 60229 |
| * 11/23/2024 | at Oklahoma St.   | W    | 56-48 | 52202 |
| * 11/30/2024 | West Virginia     | W    | 52-15 | 52785 |
| 12/27/2024   | vs Arkansas       | L    | 26-39 | 37764 |

Rushing

| Player          | gp | att | gain | loss | net  | avg  | td | lg | avg/g |
|-----------------|----|-----|------|------|------|------|----|----|-------|
| Tahj Brooks     | 11 | 286 | 1553 | 48   | 1505 | 5.3  | 17 | 40 | 136.8 |
| J'Koby Williams | 10 | 41  | 240  | 4    | 236  | 5.8  | 2  | 54 | 23.6  |
| Cameron Dickey  | 12 | 41  | 229  | 4    | 225  | 5.5  | 1  | 37 | 18.8  |
| Cameran Brown   | 8  | 8   | 83   | 0    | 83   | 10.4 | 0  | 22 | 10.4  |
| Will Hammond    | 4  | 17  | 65   | 16   | 49   | 2.9  | 2  | 12 | 12.3  |
| Cam/Ron Valdez  | 2  | 9   | 43   | 3    | 40   | 4.4  | 0  | 17 | 20.0  |
| Jalin Conyers   | 13 | 8   | 34   | 3    | 31   | 3.9  | 2  | 13 | 2.4   |
| Drae McCray     | 10 | 1   | 13   | 0    | 13   | 13.0 | 0  | 13 | 1.3   |
| Reese Burkhardt | 12 | 1   | 4    | 0    | 4    | 4.0  | 1  | 4  | 0.3   |
| Behren Morton   | 12 | 55  | 170  | 192  | -22  | -0.4 | 1  | 26 | -1.8  |
| Team            | 13 | 7   | 0    | 6    | -6   | -0.9 | 0  | 0  | -0.5  |
| Total           | 13 | 474 | 2434 | 276  | 2158 | 4.6  | 26 | 54 | 166.0 |
| Opponents       | 13 | 443 | 2286 | 309  | 1977 | 4.5  | 28 | 70 | 152.1 |

Passing

| Player          | gp | effic | comp-att-int | pct   | yds  | td | lg | avg/g |
|-----------------|----|-------|--------------|-------|------|----|----|-------|
| Behren Morton   | 12 | 139.1 | 295-466-8    | 63.3  | 3335 | 27 | 70 | 277.9 |
| Will Hammond    | 4  | 135.4 | 35-57-2      | 61.4  | 471  | 2  | 47 | 117.8 |
| Cameran Brown   | 8  | 32.5  | 4-9-1        | 44.4  | 11   | 0  | 7  | 1.4   |
| Coy Eakin       | 13 | 299.0 | 1-2-0        | 50.0  | 20   | 1  | 20 | 1.5   |
| Jalin Conyers   | 13 | 598.0 | 1-1-0        | 100.0 | 20   | 1  | 20 | 1.5   |
| Jason Llewellyn | 12 | 0.0   | 0-1-0        | 0.0   | 0    | 0  | 0  | 0.0   |
| Total           | 13 | 138.1 | 336-536-11   | 62.7  | 3857 | 31 | 70 | 296.7 |
| Opponents       | 13 | 148.4 | 304-475-14   | 64.0  | 4005 | 28 | 94 | 308.1 |

Receiving

| Player               | gp | no. | yds  | avg  | td | lg | avg/g |
|----------------------|----|-----|------|------|----|----|-------|
| Josh Kelly           | 12 | 89  | 1023 | 11.5 | 5  | 41 | 85.3  |
| Caleb Douglas        | 13 | 60  | 877  | 14.6 | 6  | 57 | 67.5  |
| Coy Eakin            | 13 | 49  | 652  | 13.3 | 7  | 70 | 50.2  |
| Jalin Conyers        | 13 | 30  | 320  | 10.7 | 5  | 36 | 24.6  |
| Tahj Brooks          | 11 | 28  | 199  | 7.1  | 1  | 30 | 18.1  |
| Mason Tharp          | 13 | 13  | 138  | 10.6 | 2  | 44 | 10.6  |
| Jordan Brown         | 13 | 12  | 149  | 12.4 | 0  | 42 | 11.5  |
| Drae McCray          | 10 | 12  | 74   | 6.2  | 0  | 21 | 7.4   |
| JohnCarlos Miller II | 13 | 10  | 122  | 12.2 | 3  | 45 | 9.4   |
| J'Koby Williams      | 10 | 10  | 100  | 10.0 | 1  | 22 | 10.0  |
| Cameron Dickey       | 12 | 9   | 47   | 5.2  | 1  | 12 | 3.9   |
| Micah Hudson         | 8  | 8   | 123  | 15.4 | 0  | 38 | 15.4  |
| Kelby Valsin         | 12 | 3   | 21   | 7.0  | 0  | 9  | 1.8   |
| Brady Boyd           | 11 | 1   | 7    | 7.0  | 0  | 7  | 0.6   |
| Cam/Ron Valdez       | 2  | 1   | 1    | 1.0  | 0  | 1  | 0.5   |
| Tyson Turner         | 4  | 1   | 4    | 4.0  | 0  | 4  | 1.0   |
| Total                | 13 | 336 | 3857 | 11.5 | 31 | 70 | 296.7 |
| Opponents            | 13 | 304 | 4005 | 13.2 | 28 | 94 | 308.1 |

Game Records

| Record         | Overall | Home | Away | Neutral |
|----------------|---------|------|------|---------|
| ALL GAMES      | 8-5     | 5-2  | 3-2  | 0-1     |
| CONFERENCE     | 6-3     | 3-2  | 3-1  | 0-0     |
| NON-CONFERENCE | 2-2     | 2-0  | 0-1  | 0-1     |

Team Statistics

|                             | TTU          | OPP         |
|-----------------------------|--------------|-------------|
| First Downs                 | 319          | 301         |
| Rushing                     | 124          | 99          |
| Passing                     | 174          | 175         |
| Penalty                     | 21           | 27          |
| Rushing Yardage             | 2158         | 1977        |
| Rushing attempts            | 474          | 443         |
| Average per rush            | 4.6          | 4.5         |
| Average per game            | 166.0        | 152.1       |
| TDs Rushing                 | 26           | 28          |
| Passing Yardage             | 3857         | 4005        |
| Comp-Att-Int                | 336-536-11   | 304-475-14  |
| Average per pass            | 7.2          | 8.4         |
| Average per catch           | 11.5         | 13.2        |
| Average per game            | 296.7        | 308.1       |
| TDs Passing                 | 31           | 28          |
| Total offense               | 6015         | 5982        |
| Average per play            | 6.0          | 6.5         |
| Average per game            | 462.7        | 460.2       |
| Kick returns: #-Yards       | 44-922       | 21-327      |
| Punt returns: #-Yards       | 11-67        | 14-164      |
| Int returns: #-Yards        | 14-126       | 11-161      |
| Fumbles-Lost                | 17-10        | 20-8        |
| Penalties-Yards             | 95-792       | 85-706      |
| Punts-Avg                   | 47-42.2      | 49-42.3     |
| Time of possession / game   | 30:11        | 29:49       |
| 3rd-down conversion         | 102/208      | 65/171      |
| 4th-down conversion         | 14/29        | 15/26       |
| PAT-attempts                | (53-53) 100% | (49-52) 94% |
| 2-point conversion-attempts | (4-7) 57%    | (0-5) 0%    |

Interceptions

| Player          | no. | yds | avg  | td | lg |
|-----------------|-----|-----|------|----|----|
| CJ Baskerville  | 4   | 0   | 0.0  | 0  | 0  |
| Chapman Lewis   | 3   | 0   | 0.0  | 0  | 0  |
| AJ McCarty      | 2   | 51  | 25.5 | 1  | 51 |
| Bralyn Lux      | 1   | 44  | 44.0 | 1  | 44 |
| Bryce Ramirez   | 1   | 2   | 2.0  | 0  | 2  |
| Quincy Ledet    | 1   | 20  | 20.0 | 0  | 20 |
| Jacob Rodriguez | 1   | 9   | 9.0  | 0  | 9  |
| John Curry      | 1   | 0   | 0.0  | 0  | 0  |
| Total           | 14  | 126 | 9.0  | 2  | 51 |
| Opponents       | 11  | 161 | 14.6 | 0  | 47 |

PREVIEW

RED RAIDERS

STAFF

'24 REVIEW

HISTORY

RECORDS

TEXAS TECH

INDIVIDUAL STATS

Field Goals

| Player          | fg    | pct. | 01-19 | 20-29 | 30-39 | 40-49 | 50-99 | lg | blk |
|-----------------|-------|------|-------|-------|-------|-------|-------|----|-----|
| Gino Garcia     | 19-20 | 95.0 | 0-0   | 5-5   | 10-10 | 3-3   | 1-2   | 53 | 0   |
| Reese Burkhardt | 3-4   | 75.0 | 0-0   | 0-0   | 1-1   | 2-2   | 0-1   | 41 | 0   |
| Opponents       | 20-27 | 74.1 | 0-0   | 5-6   | 8-8   | 5-9   | 2-4   | 52 | 0   |

Scoring

| Player               | td | fg    | kick  | rush | rcv | pass | dxp | saf | pts |
|----------------------|----|-------|-------|------|-----|------|-----|-----|-----|
| Tahj Brooks          | 18 | -     | -     | -    | -   | -    | -   | -   | 108 |
| Gino Garcia          | -  | 19-20 | 40-40 | -    | -   | -    | -   | -   | 97  |
| Jalin Conyers        | 7  | -     | -     | 2    | -   | -    | -   | -   | 46  |
| Coy Eakin            | 7  | -     | -     | -    | -   | -    | -   | -   | 42  |
| Caleb Douglas        | 6  | -     | -     | -    | -   | -    | -   | -   | 36  |
| Josh Kelly           | 5  | -     | -     | -    | 1   | -    | -   | -   | 32  |
| Reese Burkhardt      | 1  | 3-4   | 12-12 | -    | -   | -    | -   | -   | 27  |
| Johncarlos Miller II | 3  | -     | -     | 1    | -   | -    | -   | -   | 20  |
| J'Koby Williams      | 3  | -     | -     | -    | -   | -    | -   | -   | 18  |
| Mason Tharp          | 2  | -     | -     | -    | -   | -    | -   | -   | 12  |
| Will Hammond         | 2  | -     | -     | -    | -   | -    | -   | -   | 12  |
| Cameron Dickey       | 2  | -     | -     | -    | -   | -    | -   | -   | 12  |
| Bralyn Lux           | 1  | -     | -     | -    | -   | -    | -   | -   | 6   |
| AJ McCarty           | 1  | -     | -     | -    | -   | -    | -   | -   | 6   |
| Behren Morton        | 1  | -     | -     | -    | -   | 1    | -   | -   | 6   |
| Jacob Rodriguez      | 1  | -     | -     | -    | -   | -    | -   | -   | 6   |
| Isaac Smith          | -  | -     | -     | -    | -   | -    | 1   | 2   | 2   |
| Stone Harrington     | -  | -     | -     | 1-1  | -   | -    | -   | -   | 1   |
| Total                | 60 | 22-24 | 53-53 | 3    | 1   | 1    | 0   | 1   | 489 |
| Opponents            | 57 | 20-27 | 49-52 | 0    | 0   | 0    | 0   | 1   | 453 |

Score by Periods

| Team       | 1st | 2nd | 3rd | 4th | OT | TOT |
|------------|-----|-----|-----|-----|----|-----|
| Texas Tech | 129 | 153 | 87  | 113 | 7  | 489 |
| Opponents  | 93  | 101 | 115 | 138 | 6  | 453 |

Total Offense

| Player          | g  | plays | rush | pass | total | avg/g |
|-----------------|----|-------|------|------|-------|-------|
| Behren Morton   | 12 | 521   | -22  | 3335 | 3313  | 276.1 |
| Tahj Brooks     | 11 | 286   | 1505 | 0    | 1505  | 136.8 |
| Will Hammond    | 4  | 74    | 49   | 471  | 520   | 130.0 |
| J'Koby Williams | 10 | 41    | 236  | 0    | 236   | 23.6  |
| Cameron Dickey  | 12 | 41    | 225  | 0    | 225   | 18.8  |
| Cameron Brown   | 8  | 17    | 83   | 11   | 94    | 11.8  |
| Jalin Conyers   | 13 | 9     | 31   | 20   | 51    | 3.9   |
| Cam'Ron Valdez  | 2  | 9     | 40   | 0    | 40    | 20.0  |
| Coy Eakin       | 13 | 2     | 0    | 20   | 20    | 1.5   |
| Drae McCray     | 10 | 1     | 13   | 0    | 13    | 1.3   |
| Reese Burkhardt | 12 | 1     | 4    | 0    | 4     | 0.3   |
| Total           | 13 | 1010  | 2158 | 3857 | 6015  | 462.7 |
| Opponents       | 13 | 918   | 1977 | 4005 | 5982  | 460.2 |

Punting

| Player       | no. | yds  | avg  | lg | tb | fc | i20 | 50+ | blk |
|--------------|-----|------|------|----|----|----|-----|-----|-----|
| Jack Burgess | 47  | 1982 | 42.2 | 59 | 2  | 23 | 19  | 5   | 0   |
| Total        | 47  | 1982 | 42.2 | 59 | 2  | 23 | 19  | 5   | 0   |
| Opponents    | 49  | 2071 | 42.3 | 63 | 4  | 21 | 14  | 10  | 0   |

Punt Returns

| Player       | no. | yds | avg  | td | lg |
|--------------|-----|-----|------|----|----|
| Jordan Brown | 3   | 38  | 12.7 | 0  | 20 |
| Josh Kelly   | 8   | 29  | 3.6  | 0  | 12 |
| Total        | 11  | 67  | 6.1  | 0  | 20 |
| Opponents    | 14  | 164 | 11.7 | 0  | 73 |

Kick Returns

| Player               | no. | yds | avg  | td | lg |
|----------------------|-----|-----|------|----|----|
| Drae McCray          | 17  | 432 | 25.4 | 0  | 74 |
| J'Koby Williams      | 12  | 296 | 24.7 | 0  | 57 |
| Jordan Brown         | 6   | 107 | 17.8 | 0  | 20 |
| Cameron Dickey       | 3   | 40  | 13.3 | 0  | 17 |
| Kelby Valsin         | 2   | 30  | 15.0 | 0  | 30 |
| Jalin Conyers        | 1   | 9   | 9.0  | 0  | 9  |
| Trent Low            | 1   | 11  | 11.0 | 0  | 11 |
| Johncarlos Miller II | 1   | 0   | 0.0  | 0  | 0  |
| Caleb Douglas        | 1   | -3  | -3.0 | 0  | 0  |
| Total                | 44  | 922 | 21.0 | 0  | 74 |
| Opponents            | 21  | 327 | 15.6 | 0  | 29 |

All Purpose

| Player               | g  | rush | rcv  | pr  | kr  | ir  | total | avg/g |
|----------------------|----|------|------|-----|-----|-----|-------|-------|
| Tahj Brooks          | 11 | 1505 | 199  | 0   | 0   | 0   | 1704  | 154.9 |
| Josh Kelly           | 12 | 0    | 1023 | 29  | 0   | 0   | 1052  | 87.7  |
| Caleb Douglas        | 13 | 0    | 877  | 0   | -3  | 0   | 874   | 67.2  |
| Coy Eakin            | 13 | 0    | 652  | 0   | 0   | 0   | 652   | 50.2  |
| J'Koby Williams      | 10 | 236  | 100  | 0   | 296 | 0   | 632   | 63.2  |
| Drae McCray          | 10 | 13   | 74   | 0   | 432 | 0   | 519   | 51.9  |
| Jalin Conyers        | 13 | 31   | 320  | 0   | 9   | 0   | 360   | 27.7  |
| Cameron Dickey       | 12 | 225  | 47   | 0   | 40  | 0   | 312   | 26.0  |
| Jordan Brown         | 13 | 0    | 149  | 38  | 107 | 0   | 294   | 22.6  |
| Mason Tharp          | 13 | 0    | 138  | 0   | 0   | 0   | 138   | 10.6  |
| Micah Hudson         | 8  | 0    | 123  | 0   | 0   | 0   | 123   | 15.4  |
| Johncarlos Miller II | 13 | 0    | 122  | 0   | 0   | 0   | 122   | 9.4   |
| Cameron Brown        | 8  | 83   | 0    | 0   | 0   | 0   | 83    | 10.4  |
| AJ McCarty           | 13 | 0    | 0    | 0   | 0   | 51  | 51    | 3.9   |
| Kelby Valsin         | 12 | 0    | 21   | 0   | 30  | 0   | 51    | 4.3   |
| Will Hammond         | 4  | 49   | 0    | 0   | 0   | 0   | 49    | 12.3  |
| Bralyn Lux           | 9  | 0    | 0    | 0   | 0   | 44  | 44    | 4.9   |
| Cam'Ron Valdez       | 2  | 40   | 1    | 0   | 0   | 0   | 41    | 20.5  |
| Quincy Ledet         | 11 | 0    | 0    | 0   | 0   | 20  | 20    | 1.8   |
| Trent Low            | 13 | 0    | 0    | 0   | 11  | 0   | 11    | 0.8   |
| Jacob Rodriguez      | 13 | 0    | 0    | 0   | 0   | 9   | 9     | 0.7   |
| Brady Boyd           | 11 | 0    | 7    | 0   | 0   | 0   | 7     | 0.6   |
| Reese Burkhardt      | 12 | 4    | 0    | 0   | 0   | 0   | 4     | 0.3   |
| Tyson Turner         | 4  | 0    | 4    | 0   | 0   | 0   | 4     | 1.0   |
| Bryce Ramirez        | 7  | 0    | 0    | 0   | 0   | 2   | 2     | 0.3   |
| Behren Morton        | 12 | -22  | 0    | 0   | 0   | 0   | -22   | -1.8  |
| Total                | 13 | 2158 | 3857 | 67  | 922 | 126 | 7130  | 548.5 |
| Opponents            | 13 | 1977 | 4005 | 164 | 327 | 161 | 6634  | 510.3 |

GAME-BY-GAME LEADERS

| OPPONENT          | PASSING YDS   | RUSHES         | RUSH YDS       | RECEPTIONS         | RECEIVING YDS | TACKLES                | TACKLES FOR LOSS    | SACKS           |
|-------------------|---------------|----------------|----------------|--------------------|---------------|------------------------|---------------------|-----------------|
| ACU               | 378 (Morton)  | 27 (Brooks)    | 153 (Brooks)   | 10 (Kelly)         | 156 (Kelly)   | 13 (Rodriguez)         | 2.0 (Rodriguez)     | none            |
| at Washington St. | 323 (Morton)  | 8 (Valdez)     | 70 (Brown)     | 9 (Kelly)          | 95 (Kelly)    | 7 (Roberts, Rodriguez) | 3.0 (3 players)     | 1.0 (Smith)     |
| North Texas       | 273 (Morton)  | 17 (Brooks)    | 109 (Brooks)   | 4 (Conyers)        | 70 (Eakin)    | 5 (Ramirez, Curry)     | 1.5 (Dingle)        | 0.5 (2 players) |
| Arizona State     | 201 (Morton)  | 27 (Brooks)    | 117 (Brooks)   | 10 (Kelly)         | 89 (Kelly)    | 11 (Roberts)           | 1.0 (Rodriguez)     | 0.5 (2 players) |
| Cincinnati        | 251 (Morton)  | 32 (Brooks)    | 172 (Brooks)   | 8 (Kelly)          | 111 (Kelly)   | 12 (Roberts)           | 2.0 (Roberts)       | 1.0 (Cofield)   |
| at Arizona        | 214 (Morton)  | 21 (Brooks)    | 128 (Brooks)   | 5 (Douglas, Kelly) | 116 (Douglas) | 13 (Rodriguez)         | 1.0 (three players) | 1.0 (2 players) |
| Baylor            | 286 (Morton)  | 25 (Brooks)    | 125 (Brooks)   | 9 (Douglas, Kelly) | 99 (Douglas)  | 12 (Rodriguez)         | n/a                 | n/a             |
| at TCU            | 137 (Morton)  | 30 (Brooks)    | 121 (Brooks)   | 9 (Douglas)        | 140 (Douglas) | 7 (Lewis, Roberts)     | 1.5 (Baskerville)   | 1.0 (Dyson III) |
| at Iowa State     | 237 (Morton)  | 25 (Brooks)    | 122 (Brooks)   | 8 (Kelly)          | 127 (Kelly)   | 13 (Rodriguez)         | 2.5 (Rodriguez)     | 2.0 (Rodriguez) |
| Colorado          | 275 (Morton)  | 31 (Brooks)    | 137 (Brooks)   | 8 (Kelly)          | 106 (Kelly)   | 17 (Rodriguez)         | 1.5 (Rodriguez)     | 1.0 (3 players) |
| at Oklahoma St.   | 401 (Morton)  | 28 (Brooks)    | 133 (Brooks)   | 9 (Brooks)         | 102 (Douglas) | 12 (Rodriguez)         | 1.0 (four players)  | 1.0 (Hansen)    |
| West Virginia     | 359 (Morton)  | 23 (Brooks)    | 188 (Brooks)   | 9 (Kelly)          | 150 (Kelly)   | 9 (Dingle)             | 2.0 (Tilmon)        | 2.0 (Tilmon)    |
| Arkansas          | 280 (Hammond) | 15 (2 players) | 125 (Williams) | 11 (Douglas)       | 115 (Douglas) | 10 (Baskerville)       | 1.5 (Smith)         | 1.5 (Smith)     |



DEFENSIVE STATS

|           |                      | Tackles |     |     |     |         | Sacks  | Pass defense |      |     | Fumbles |    | blkd |     |
|-----------|----------------------|---------|-----|-----|-----|---------|--------|--------------|------|-----|---------|----|------|-----|
| ##        | Player               | gp      | ua  | a   | tot | tfl/yds | no-yds | int-yds      | brup | qbh | fr-yds  | ff | kick | saf |
| 10        | Jacob Rodriguez      | 13      | 77  | 50  | 127 | 10.5-63 | 5-42   | 1-9          | 4    | 5   | 2-0     | 3  | .    | .   |
| 13        | Ben Roberts          | 13      | 38  | 45  | 83  | 4.5-11  | .      | .            | .    | 6   | .       | 3  | .    | .   |
| 9         | CJ Baskerville       | 13      | 52  | 26  | 78  | 2.5-4   | .      | 4-0          | 4    | .   | .       | .  | .    | .   |
| 4         | Maurion Horn         | 13      | 31  | 25  | 56  | 3-6     | .      | .            | 5    | 1   | .       | .  | .    | .   |
| 25        | Chapman Lewis        | 11      | 27  | 16  | 43  | 1-2     | .      | 3-0          | 3    | .   | 1-0     | .  | .    | .   |
| 7         | Brenden Jordan       | 13      | 18  | 18  | 36  | 2.5-9   | 0.5-4  | .            | 3    | .   | 2-0     | .  | .    | .   |
| 6         | John Curry           | 13      | 18  | 17  | 35  | 0.5-1   | .      | 1-0          | .    | 1   | .       | .  | .    | .   |
| 0         | Bralyn Lux           | 9       | 29  | 3   | 32  | .       | .      | 1-44         | 3    | .   | .       | .  | .    | .   |
| 1         | AJ McCarty           | 13      | 20  | 12  | 32  | 6.5-14  | 0.5-2  | 2-51         | 2    | .   | .       | .  | .    | .   |
| 17        | Isaac Smith          | 12      | 15  | 16  | 31  | 3.5-27  | 2.5-24 | .            | .    | 1   | .       | .  | .    | 1   |
| 35        | Miquel Dingle Jr     | 13      | 15  | 14  | 29  | 1.5-4   | 0.5-2  | .            | .    | 2   | .       | 1  | .    | .   |
| 12        | Marquez Stevenson    | 12      | 13  | 10  | 23  | .       | .      | .            | 2    | .   | .       | 1  | .    | .   |
| 51        | Jayden Cofield       | 13      | 11  | 12  | 23  | 4.5-17  | 2-11   | .            | 1    | 2   | .       | .  | .    | .   |
| 5         | Quincy Ledet         | 11      | 7   | 15  | 22  | 2.5-5   | .      | 1-20         | .    | 4   | .       | .  | .    | .   |
| 95        | Trevon McAlpine      | 11      | 12  | 9   | 21  | 2-13    | 1.5-10 | .            | .    | .   | .       | .  | 1    | .   |
| 22        | Devynn Cromwell      | 9       | 9   | 11  | 20  | .       | .      | .            | .    | .   | .       | .  | .    | .   |
| 11        | Charles Esters III   | 9       | 5   | 13  | 18  | 2-7     | 0.5-3  | .            | 1    | 3   | 1-0     | .  | .    | .   |
| 94        | Braylon Rigsby       | 12      | 5   | 13  | 18  | 3-4     | .      | .            | 1    | 3   | .       | .  | .    | .   |
| 52        | De'Braylon Carroll   | 12      | 5   | 12  | 17  | 3-7     | .      | .            | .    | 3   | 1-0     | .  | .    | .   |
| 3         | Bryce Ramirez        | 7       | 12  | 5   | 17  | 0.5-1   | .      | 1-2          | .    | 1   | .       | .  | .    | .   |
| 8         | E'Maurion Banks      | 7       | 9   | 7   | 16  | 3-9     | .      | .            | .    | 1   | .       | .  | 1    | .   |
| 21        | Jordan Sanford       | 13      | 10  | 6   | 16  | .       | .      | .            | .    | .   | .       | .  | .    | .   |
| 33        | Harvey Dyson III     | 8       | 9   | 3   | 12  | 3-13    | 2-10   | .            | 2    | 5   | 1-0     | 1  | .    | .   |
| 88        | Amier Washington     | 12      | 5   | 5   | 10  | 1-1     | 0.5-1  | .            | .    | 2   | .       | .  | .    | .   |
| 45        | Terrell Tilmon       | 11      | 6   | 3   | 9   | 3.5-25  | 3.5-25 | .            | .    | 1   | .       | 1  | .    | .   |
| 91        | James Hansen         | 10      | 4   | 2   | 6   | 2-13    | 1-10   | .            | .    | .   | .       | 1  | .    | .   |
| 90        | Ansel Nedore         | 9       | 3   | 3   | 6   | .       | .      | .            | .    | .   | .       | .  | .    | .   |
| 31        | Joseph Plunk         | 12      | 5   | .   | 5   | .       | .      | .            | .    | .   | .       | .  | .    | .   |
| 38        | Reese Burkhardt      | 12      | 1   | 3   | 4   | .       | .      | .            | .    | .   | .       | .  | .    | .   |
| 2         | Jalon Peoples        | 4       | 4   | .   | 4   | .       | .      | .            | 1    | .   | .       | .  | .    | .   |
| 36        | Justin Horne         | 10      | 1   | 3   | 4   | 0.5-1   | 0.5-1  | .            | .    | .   | .       | .  | .    | .   |
| 99        | Sam Carrell          | 5       | 1   | 2   | 3   | 1-2     | .      | .            | .    | .   | .       | .  | .    | .   |
| 34        | Trent Low            | 13      | 1   | 2   | 3   | .       | .      | .            | .    | .   | .       | .  | .    | .   |
| 42        | Marcus Ramon-Edwards | 4       | 2   | 1   | 3   | .       | .      | .            | .    | .   | .       | .  | .    | .   |
| 29        | Chief Collins        | 13      | 1   | 1   | 2   | .       | .      | .            | .    | .   | .       | .  | .    | .   |
| 30        | Jackson Knotts       | 13      | .   | 2   | 2   | .       | .      | .            | .    | .   | .       | .  | .    | .   |
| 26        | Sammy Morris IV      | 13      | 1   | 1   | 2   | .       | .      | .            | .    | .   | .       | .  | .    | .   |
| 40        | Wesley Smith         | 13      | .   | 2   | 2   | .       | .      | .            | .    | .   | .       | .  | .    | .   |
| 8         | Coy Eakin            | 13      | 2   | .   | 2   | .       | .      | .            | .    | .   | .       | .  | .    | .   |
| 16        | Ashton Hampton       | 2       | 1   | 1   | 2   | 0.5-7   | 0.5-7  | .            | .    | .   | .       | .  | .    | .   |
| 24        | Malik Esquerra       | 2       | 2   | .   | 2   | .       | .      | .            | .    | .   | .       | .  | .    | .   |
| 28        | Peyton Morgan        | 2       | 2   | .   | 2   | .       | .      | .            | .    | .   | .       | .  | .    | .   |
| 48        | Gage Elder           | 4       | 1   | .   | 1   | .       | .      | .            | .    | .   | .       | .  | .    | .   |
| 80        | Mason Tharp          | 13      | 1   | .   | 1   | .       | .      | .            | .    | .   | .       | .  | .    | .   |
| 14        | Drew Hocutt          | 13      | .   | 1   | 1   | .       | .      | .            | .    | .   | .       | .  | .    | .   |
| 18        | Johncarlos Miller II | 13      | 1   | .   | 1   | .       | .      | .            | .    | .   | .       | .  | .    | .   |
| 10        | Drae McCray          | 10      | 1   | .   | 1   | .       | .      | .            | .    | .   | .       | .  | .    | .   |
| 5         | Caleb Douglas        | 13      | 1   | .   | 1   | .       | .      | .            | .    | .   | .       | .  | .    | .   |
| 58        | Tanner Allen         | 1       | 1   | .   | 1   | .       | .      | .            | .    | .   | .       | .  | .    | .   |
| 89        | Jason Llewellyn      | 12      | .   | 1   | 1   | .       | .      | .            | .    | .   | .       | .  | .    | .   |
| 15        | Will Hammond         | 4       | 1   | .   | 1   | .       | .      | .            | .    | .   | .       | .  | .    | .   |
| 33        | Cameron Dickey       | 12      | .   | 1   | 1   | .       | .      | .            | .    | .   | .       | .  | .    | .   |
| Totals    |                      | 13      | 496 | 392 | 888 | 68-266  | 21-152 | 14-126       | 32   | 41  | 8-0     | 11 | 2    | 1   |
| Opponents |                      | 13      | 571 | 368 | 939 | 73-303  | 25-190 | 11-161       | 50   | 49  | 10-22   | 9  | 0    | 1   |

TEXAS TECH GAME-BY-GAME STATS

| Date       | Opponent          | Rushing |      |    |    | Receiving |      |    |    | Passing    |         |     |    | Kick Returns |     |     |    | Punt Returns |     |     |    | tot off |
|------------|-------------------|---------|------|----|----|-----------|------|----|----|------------|---------|-----|----|--------------|-----|-----|----|--------------|-----|-----|----|---------|
|            |                   | no.     | yds  | td | lg | no.       | yds  | td | lg | cmp        | att-int | yds | td | lg           | no. | yds | td | lg           | no. | yds | td |         |
| 08/31/2024 | Abilene Christian | 32      | 161  | 1  | 21 | 30        | 378  | 5  | 36 | 30-42-0    | 378     | 5   | 36 | 5            | 200 | 0   | 74 | 0            | 0   | 0   | 0  | 539     |
| 09/07/2024 | at Washington St. | 27      | 148  | 0  | 22 | 35        | 343  | 2  | 42 | 35-60-2    | 343     | 2   | 42 | 3            | 28  | 0   | 17 | 2            | 20  | 0   | 12 | 491     |
| 09/14/2024 | North Texas       | 37      | 232  | 4  | 37 | 24        | 354  | 4  | 70 | 24-34-1    | 354     | 4   | 70 | 0            | 0   | 0   | 0  | 2            | -6  | 0   | 0  | 586     |
| 09/21/2024 | Arizona St.       | 39      | 133  | 1  | 25 | 24        | 201  | 2  | 21 | 24-44-0    | 201     | 2   | 21 | 2            | 39  | 0   | 24 | 2            | 12  | 0   | 11 | 334     |
| 09/28/2024 | Cincinnati        | 36      | 231  | 2  | 35 | 19        | 251  | 2  | 49 | 19-29-0    | 251     | 2   | 49 | 4            | 72  | 0   | 35 | 1            | 3   | 0   | 3  | 482     |
| 10/05/2024 | at Arizona        | 29      | 117  | 3  | 32 | 17        | 214  | 0  | 57 | 17-29-0    | 214     | 0   | 57 | 0            | 0   | 0   | 0  | 0            | 0   | 0   | 0  | 331     |
| 10/19/2024 | Baylor            | 35      | 149  | 1  | 31 | 34        | 306  | 4  | 32 | 34-50-1    | 306     | 4   | 32 | 4            | 30  | 0   | 18 | 1            | 0   | 0   | 0  | 455     |
| 10/26/2024 | at TCU            | 50      | 180  | 3  | 13 | 23        | 258  | 1  | 44 | 23-38-0    | 258     | 1   | 44 | 5            | 99  | 0   | 24 | 0            | 0   | 0   | 0  | 438     |
| 11/02/2024 | at Iowa St.       | 34      | 129  | 1  | 17 | 21        | 237  | 2  | 35 | 21-40-2    | 237     | 2   | 35 | 5            | 101 | 0   | 28 | 0            | 0   | 0   | 0  | 366     |
| 11/09/2024 | Colorado          | 46      | 113  | 1  | 25 | 24        | 275  | 2  | 35 | 24-41-1    | 275     | 2   | 35 | 6            | 154 | 0   | 57 | 2            | 18  | 0   | 13 | 388     |
| 11/23/2024 | at Oklahoma St.   | 39      | 139  | 3  | 40 | 37        | 401  | 4  | 34 | 37-53-1    | 401     | 4   | 34 | 5            | 130 | 0   | 45 | 0            | 0   | 0   | 0  | 540     |
| 11/30/2024 | West Virginia     | 33      | 209  | 4  | 37 | 28        | 359  | 2  | 41 | 28-42-1    | 359     | 2   | 41 | 3            | 33  | 0   | 18 | 1            | 20  | 0   | 20 | 568     |
| 12/27/2024 | vs Arkansas       | 37      | 217  | 2  | 54 | 20        | 280  | 1  | 47 | 20-34-2    | 280     | 1   | 47 | 2            | 36  | 0   | 20 | 0            | 0   | 0   | 0  | 497     |
| Texas Tech |                   | 474     | 2158 | 26 | 54 | 336       | 3857 | 31 | 70 | 336-536-11 | 3857    | 31  | 70 | 44           | 922 | 0   | 74 | 11           | 67  | 0   | 20 | 6015    |
| Opponents  |                   | 443     | 1977 | 28 | 70 | 304       | 4005 | 28 | 94 | 304-475-14 | 4005    | 28  | 94 | 21           | 327 | 0   | 29 | 14           | 164 | 0   | 73 | 5982    |

Texas Tech Averages

| Games | Avg/ rush | Avg/ catch | Pass effc | KR avg | PR avg | All purpose avg/game | Total offense avg/game |
|-------|-----------|------------|-----------|--------|--------|----------------------|------------------------|
| 13    | 4.6       | 11.5       | 138.1     | 21.0   | 6.1    | 548.5                | 462.7                  |

| Date       | Opponent          | ua  | Tackles |       | tfl-yds  | Sacks<br>no-yds | Fumble<br>ff fr-yds | Pass Defense<br>int-yds qb h brup | blkd<br>kick | PAT attempts |      | saf | off   |   |   |     |    |     |
|------------|-------------------|-----|---------|-------|----------|-----------------|---------------------|-----------------------------------|--------------|--------------|------|-----|-------|---|---|-----|----|-----|
|            |                   |     | a       | total |          |                 |                     |                                   |              | kick         | rush |     | rcv   | t | o | pts |    |     |
| 08/31/2024 | Abilene Christian | 47  | 30      | 77    | 7.0-25   | 0-0             | 2                   | 1-0                               | 0-0          | 2            | 4    | 0   | 5-5   | 1 | 0 | 0   | 8  | 52  |
| 09/07/2024 | at Washington St. | 47  | 8       | 55    | 6.0-22   | 1-15            | 1                   | 0-0                               | 1-0          | 4            | 0    | 0   | 1-1   | 0 | 0 | 0   | 0  | 16  |
| 09/14/2024 | North Texas       | 38  | 28      | 66    | 5.0-15   | 1-3             | 0                   | 0-0                               | 3-46         | 3            | 1    | 0   | 9-9   | 0 | 0 | 0   | 21 | 66  |
| 09/21/2024 | Arizona St.       | 25  | 44      | 69    | 2.0-5    | 1-3             | 0                   | 0-0                               | 1-0          | 3            | 4    | 1   | 3-3   | 0 | 0 | 0   | 7  | 30  |
| 09/28/2024 | Cincinnati        | 40  | 38      | 78    | 6.0-15   | 1-2             | 2                   | 1-0                               | 1-51         | 3            | 1    | 0   | 5-5   | 0 | 0 | 0   | 14 | 44  |
| 10/05/2024 | at Arizona        | 34  | 48      | 82    | 4.0-27   | 2-24            | 1                   | 1-0                               | 2-20         | 4            | 3    | 0   | 2-2   | 1 | 0 | 0   | 18 | 28  |
| 10/19/2024 | Baylor            | 39  | 20      | 59    | 0.0-0    | 0-0             | 0                   | 0-0                               | 0-0          | 1            | 4    | 0   | 3-3   | 0 | 1 | 0   | 0  | 35  |
| 10/26/2024 | at TCU            | 26  | 32      | 58    | 7.0-24   | 3-17            | 1                   | 1-0                               | 2-0          | 1            | 3    | 0   | 4-4   | 0 | 0 | 0   | 7  | 34  |
| 11/02/2024 | at Iowa St.       | 35  | 42      | 77    | 6.0-18   | 2-6             | 1                   | 1-0                               | 1-0          | 4            | 3    | 0   | 2-2   | 0 | 0 | 0   | 0  | 23  |
| 11/09/2024 | Colorado          | 43  | 16      | 59    | 7.0-32   | 3-21            | 0                   | 0-0                               | 0-0          | 7            | 1    | 0   | 3-3   | 0 | 0 | 0   | 0  | 27  |
| 11/23/2024 | at Oklahoma St.   | 40  | 22      | 62    | 4.0-15   | 1-10            | 0                   | 1-0                               | 1-9          | 2            | 2    | 1   | 8-8   | 0 | 0 | 0   | 7  | 56  |
| 11/30/2024 | West Virginia     | 46  | 32      | 78    | 7.0-41   | 4-35            | 1                   | 1-0                               | 2-0          | 3            | 1    | 0   | 5-5   | 1 | 0 | 0   | 8  | 52  |
| 12/27/2024 | vs Arkansas       | 36  | 32      | 68    | 7.0-27   | 2-16            | 2                   | 1-0                               | 0-0          | 4            | 5    | 0   | 3-3   | 0 | 0 | 1   | 0  | 26  |
| Texas Tech |                   | 496 | 392     | 888   | 68.0-266 | 21-152          | 11                  | 8-0                               | 14-126       | 41           | 32   | 2   | 53-53 | 3 | 1 | 1   | 90 | 489 |
| Opponents  |                   | 571 | 368     | 939   | 73.0-303 | 25-190          | 9                   | 10-22                             | 11-161       | 49           | 50   | 0   | 49-52 | 0 | 0 | 1   | 65 | 453 |

| Date       | Opponent          | no. | Punting |      |      |      |    |    |     |     | Field Goals |      |      |     | no.   | Kickoffs |    |    |  |
|------------|-------------------|-----|---------|------|------|------|----|----|-----|-----|-------------|------|------|-----|-------|----------|----|----|--|
|            |                   |     | yds     | avg  | long | blkd | tb | fc | 50+ | i20 | md-att      | long | blkd | yds |       | avg      | tb | ob |  |
| 08/31/2024 | Abilene Christian | 1   | 45      | 45.0 | 45   | 0    | 0  | 1  | 0   | 1   | 3-3         | 41   | 0    | 9   | 584   | 64.9     | 6  | 0  |  |
| 09/07/2024 | at Washington St. | 3   | 128     | 42.7 | 59   | 0    | 0  | 1  | 1   | 0   | 1-1         | 37   | 0    | 3   | 195   | 65.0     | 3  | 0  |  |
| 09/14/2024 | North Texas       | 4   | 182     | 45.5 | 52   | 0    | 0  | 0  | 2   | 2   | 1-1         | 25   | 0    | 11  | 719   | 65.4     | 9  | 0  |  |
| 09/21/2024 | Arizona St.       | 5   | 210     | 42.0 | 49   | 0    | 1  | 2  | 0   | 1   | 3-3         | 40   | 0    | 7   | 432   | 61.7     | 5  | 0  |  |
| 09/28/2024 | Cincinnati        | 1   | 37      | 37.0 | 37   | 0    | 0  | 1  | 0   | 1   | 3-3         | 45   | 0    | 9   | 580   | 64.4     | 7  | 0  |  |
| 10/05/2024 | at Arizona        | 7   | 295     | 42.1 | 47   | 0    | 0  | 3  | 0   | 2   | 2-2         | 41   | 0    | 5   | 324   | 64.8     | 4  | 0  |  |
| 10/19/2024 | Baylor            | 5   | 202     | 40.4 | 47   | 0    | 0  | 2  | 0   | 2   | 0-0         | 0    | 0    | 6   | 292   | 48.7     | 2  | 2  |  |
| 10/26/2024 | at TCU            | 5   | 212     | 42.4 | 52   | 0    | 1  | 2  | 1   | 4   | 2-3         | 38   | 0    | 7   | 411   | 58.7     | 4  | 0  |  |
| 11/02/2024 | at Iowa St.       | 5   | 196     | 39.2 | 45   | 0    | 0  | 4  | 0   | 1   | 1-1         | 44   | 0    | 5   | 314   | 62.8     | 3  | 0  |  |
| 11/09/2024 | Colorado          | 3   | 131     | 43.7 | 45   | 0    | 0  | 3  | 0   | 1   | 2-3         | 53   | 0    | 6   | 324   | 54.0     | 2  | 0  |  |
| 11/23/2024 | at Oklahoma St.   | 4   | 169     | 42.3 | 51   | 0    | 0  | 2  | 1   | 2   | 0-0         | 0    | 0    | 9   | 510   | 56.7     | 5  | 1  |  |
| 11/30/2024 | West Virginia     | 0   | 0       | 0.0  | 0    | 0    | 0  | 0  | 0   | 0   | 3-3         | 32   | 0    | 10  | 598   | 59.8     | 5  | 0  |  |
| 12/27/2024 | vs Arkansas       | 4   | 175     | 43.8 | 46   | 0    | 0  | 2  | 0   | 2   | 1-1         | 37   | 0    | 6   | 338   | 56.3     | 3  | 1  |  |
| Texas Tech |                   | 47  | 1982    | 42.2 | 59   | 0    | 2  | 23 | 5   | 19  | 22-24       | 53   | 0    | 93  | 562.1 | 60.4     | 58 | 4  |  |
| Opponents  |                   | 49  | 2071    | 42.3 | 63   | 0    | 4  | 21 | 10  | 14  | 20-27       | 52   | 0    | 87  | 511.2 | 58.8     | 35 | 4  |  |



OPPONENT GAME-BY-GAME STATS

| Date       | Opponent          | Rushing |      |    |    | Receiving |      |    |    | Passing    |      |     |     | Kick Returns |     |     |     | Punt Returns |     |     |     | tot  |     |
|------------|-------------------|---------|------|----|----|-----------|------|----|----|------------|------|-----|-----|--------------|-----|-----|-----|--------------|-----|-----|-----|------|-----|
|            |                   | no.     | yds  | td | lg | no.       | yds  | td | lg | cmp        | att  | int | yds | td           | lg  | no. | yds | td           | lg  | no. | yds |      | td  |
| 08/31/2024 | Abilene Christian | 35      | 109  | 4  | 13 | 36        | 506  | 3  | 71 | 36-51-0    | 506  | 3   | 71  | 2            | 45  | 0   | 27  | 0            | 0   | 0   | 0   | 0    | 615 |
| 09/07/2024 | at Washington St. | 46      | 301  | 4  | 68 | 9         | 115  | 1  | 39 | 9-19-1     | 115  | 1   | 39  | 0            | 0   | 0   | 0   | 1            | 4   | 0   | 4   | 4    | 416 |
| 09/14/2024 | North Texas       | 33      | 135  | 1  | 21 | 17        | 218  | 2  | 75 | 17-31-3    | 218  | 2   | 75  | 2            | 43  | 0   | 23  | 3            | 47  | 0   | 20  | 353  |     |
| 09/21/2024 | Arizona St.       | 30      | 94   | 3  | 11 | 22        | 282  | 0  | 66 | 22-38-1    | 282  | 0   | 66  | 2            | 26  | 0   | 14  | 0            | 0   | 0   | 0   | 376  |     |
| 09/28/2024 | Cincinnati        | 33      | 129  | 1  | 36 | 31        | 426  | 4  | 71 | 31-45-1    | 426  | 4   | 71  | 2            | 47  | 0   | 29  | 0            | 0   | 0   | 0   | 555  |     |
| 10/05/2024 | at Arizona        | 30      | 121  | 1  | 20 | 28        | 301  | 0  | 40 | 28-49-2    | 301  | 0   | 40  | 1            | 13  | 0   | 13  | 2            | 16  | 0   | 15  | 422  |     |
| 10/19/2024 | Baylor            | 33      | 255  | 3  | 44 | 21        | 274  | 5  | 35 | 21-32-0    | 274  | 5   | 35  | 1            | 18  | 0   | 18  | 2            | 74  | 0   | 73  | 529  |     |
| 10/26/2024 | at TCU            | 27      | 117  | 2  | 35 | 21        | 344  | 3  | 84 | 21-32-2    | 344  | 3   | 84  | 1            | 22  | 0   | 22  | 2            | 6   | 0   | 6   | 461  |     |
| 11/02/2024 | at Iowa St.       | 38      | 133  | 0  | 26 | 22        | 299  | 2  | 44 | 22-38-1    | 299  | 2   | 44  | 0            | 0   | 0   | 0   | 1            | 13  | 0   | 13  | 432  |     |
| 11/09/2024 | Colorado          | 27      | 60   | 1  | 13 | 30        | 291  | 3  | 24 | 30-43-0    | 291  | 3   | 24  | 3            | 47  | 0   | 27  | 0            | 0   | 0   | 0   | 351  |     |
| 11/23/2024 | at Oklahoma St.   | 31      | 165  | 5  | 68 | 27        | 343  | 2  | 35 | 27-36-1    | 343  | 2   | 35  | 3            | 27  | 0   | 16  | 2            | 4   | 0   | 6   | 508  |     |
| 11/30/2024 | West Virginia     | 35      | 140  | 1  | 27 | 29        | 265  | 1  | 30 | 29-40-2    | 265  | 1   | 30  | 2            | 15  | 0   | 10  | 0            | 0   | 0   | 0   | 405  |     |
| 12/27/2024 | vs Arkansas       | 45      | 218  | 2  | 70 | 11        | 341  | 2  | 94 | 11-21-0    | 341  | 2   | 94  | 2            | 24  | 0   | 18  | 1            | 0   | 0   | 0   | 559  |     |
| Opponents  |                   | 443     | 1977 | 28 | 70 | 304       | 4005 | 28 | 94 | 304-475-14 | 4005 | 28  | 94  | 21           | 327 | 0   | 29  | 14           | 164 | 0   | 73  | 5982 |     |
| Texas Tech |                   | 474     | 2158 | 26 | 54 | 336       | 3857 | 31 | 70 | 336-536-11 | 3857 | 31  | 70  | 44           | 922 | 0   | 74  | 11           | 67  | 0   | 20  | 6015 |     |

Opponents Averages

| Games | Avg/ rush | Avg/ catch | Pass effc | KR avg | PR avg | All purpose avg/game | Total offense avg/game |
|-------|-----------|------------|-----------|--------|--------|----------------------|------------------------|
| 13    | 4.5       | 13.2       | 148.4     | 15.6   | 11.7   | 510.3                | 460.2                  |

| Date       | Opponent          | ua  | Tackles |       | tfl-yds  | Sacks<br>no-yds | Fumble |        | Pass Defense |     |      | blkd<br>kick | PAT attempts |      |     | off |     |     |
|------------|-------------------|-----|---------|-------|----------|-----------------|--------|--------|--------------|-----|------|--------------|--------------|------|-----|-----|-----|-----|
|            |                   |     | a       | total |          |                 | ff     | fr-yds | int-yds      | qbh | brup |              | kick         | rush | rcv | saf | t/o | pts |
| 08/31/2024 | Abilene Christian | 43  | 32      | 75    | 4.0-19   | 1-8             | 0      | 0-0    | 0-0          | 2   | 3    | 0            | 6-6          | 0    | 0   | 0   | 0   | 51  |
| 09/07/2024 | at Washington St. | 49  | 26      | 75    | 7.0-24   | 1-6             | 1      | 2-16   | 2-22         | 13  | 4    | 0            | 4-5          | 0    | 0   | 0   | 13  | 37  |
| 09/14/2024 | North Texas       | 40  | 30      | 70    | 9.0-25   | 1-11            | 1      | 0-0    | 1-23         | 1   | 3    | 0            | 3-3          | 0    | 0   | 0   | 7   | 21  |
| 09/21/2024 | Arizona St.       | 44  | 32      | 76    | 4.0-26   | 2-19            | 0      | 0-0    | 0-0          | 7   | 7    | 0            | 1-2          | 0    | 0   | 0   | 0   | 22  |
| 09/28/2024 | Cincinnati        | 45  | 14      | 59    | 7.0-17   | 0-0             | 1      | 1-0    | 0-0          | 2   | 2    | 0            | 5-5          | 0    | 0   | 0   | 3   | 41  |
| 10/05/2024 | at Arizona        | 22  | 36      | 58    | 4.0-30   | 2-25            | 2      | 2-0    | 0-0          | 1   | 4    | 0            | 1-1          | 0    | 0   | 0   | 6   | 22  |
| 10/19/2024 | Baylor            | 51  | 26      | 77    | 6.0-22   | 2-14            | 0      | 1-0    | 1-9          | 1   | 5    | 0            | 8-8          | 0    | 0   | 0   | 10  | 59  |
| 10/26/2024 | at TCU            | 53  | 28      | 81    | 2.0-7    | 2-7             | 1      | 2-0    | 0-0          | 2   | 2    | 0            | 5-5          | 0    | 0   | 0   | 0   | 35  |
| 11/02/2024 | at Iowa St.       | 28  | 36      | 64    | 5.0-20   | 3-16            | 1      | 0-0    | 2-2          | 6   | 6    | 0            | 1-1          | 0    | 0   | 0   | 7   | 22  |
| 11/09/2024 | Colorado          | 59  | 26      | 85    | 11.0-63  | 7-56            | 2      | 2-6    | 1-12         | 3   | 4    | 0            | 5-5          | 0    | 0   | 0   | 3   | 41  |
| 11/23/2024 | at Oklahoma St.   | 58  | 24      | 82    | 6.0-27   | 3-21            | 0      | 0-0    | 1-20         | 6   | 4    | 0            | 6-7          | 0    | 0   | 0   | 7   | 48  |
| 11/30/2024 | West Virginia     | 43  | 26      | 69    | 4.0-10   | 0-0             | 0      | 0-0    | 1-0          | 3   | 2    | 0            | 0-0          | 0    | 0   | 0   | 6   | 15  |
| 12/27/2024 | vs Arkansas       | 36  | 32      | 68    | 4.0-13   | 1-7             | 0      | 0-0    | 2-73         | 2   | 4    | 0            | 4-4          | 0    | 0   | 1   | 3   | 39  |
| Opponents  |                   | 571 | 368     | 939   | 73.0-303 | 25-190          | 9      | 10-22  | 11-161       | 49  | 50   | 0            | 49-52        | 0    | 0   | 1   | 65  | 453 |
| Texas Tech |                   | 496 | 392     | 888   | 68.0-266 | 21-152          | 11     | 8-0    | 14-126       | 41  | 32   | 2            | 53-53        | 3    | 1   | 1   | 90  | 489 |

| Date       | Opponent          | no. | yds  | Punting |      |      |    |    |     |     | Field Goals |      |      |     | no.  | Kickoffs |    |    |  |
|------------|-------------------|-----|------|---------|------|------|----|----|-----|-----|-------------|------|------|-----|------|----------|----|----|--|
|            |                   |     |      | avg     | long | blkd | tb | fc | 50+ | i20 | md-att      | long | blkd | yds |      | avg      | tb | ob |  |
| 08/31/2024 | Abilene Christian | 2   | 79   | 39.5    | 45   | 0    | 0  | 2  | 0   | 0   | 1-1         | 21   | 0    | 8   | 477  | 59.6     | 2  | 0  |  |
| 09/07/2024 | at Washington St. | 5   | 211  | 42.2    | 52   | 0    | 0  | 2  | 1   | 3   | 1-2         | 25   | 0    | 7   | 348  | 49.7     | 3  | 0  |  |
| 09/14/2024 | North Texas       | 6   | 257  | 42.8    | 48   | 0    | 0  | 2  | 0   | 1   | 0-1         | 0    | 0    | 4   | 260  | 65.0     | 4  | 0  |  |
| 09/21/2024 | Arizona St.       | 3   | 130  | 43.3    | 51   | 0    | 0  | 1  | 1   | 0   | 1-1         | 34   | 0    | 4   | 241  | 60.3     | 0  | 2  |  |
| 09/28/2024 | Cincinnati        | 1   | 43   | 43.0    | 43   | 0    | 0  | 0  | 0   | 0   | 2-4         | 37   | 0    | 8   | 487  | 60.9     | 4  | 0  |  |
| 10/05/2024 | at Arizona        | 3   | 130  | 43.3    | 45   | 0    | 0  | 3  | 0   | 0   | 5-6         | 52   | 0    | 6   | 390  | 65.0     | 6  | 0  |  |
| 10/19/2024 | Baylor            | 4   | 196  | 49.0    | 63   | 0    | 2  | 0  | 1   | 2   | 1-1         | 31   | 0    | 10  | 623  | 62.3     | 5  | 1  |  |
| 10/26/2024 | at TCU            | 4   | 138  | 34.5    | 44   | 0    | 0  | 3  | 0   | 0   | 0-0         | 0    | 0    | 6   | 367  | 61.2     | 0  | 1  |  |
| 11/02/2024 | at Iowa St.       | 3   | 124  | 41.3    | 49   | 0    | 0  | 2  | 0   | 1   | 3-4         | 49   | 0    | 6   | 344  | 57.3     | 1  | 0  |  |
| 11/09/2024 | Colorado          | 8   | 308  | 38.5    | 51   | 0    | 0  | 0  | 2   | 3   | 2-2         | 33   | 0    | 8   | 410  | 51.3     | 1  | 0  |  |
| 11/23/2024 | at Oklahoma St.   | 4   | 166  | 41.5    | 50   | 0    | 1  | 3  | 1   | 2   | 0-1         | 0    | 0    | 8   | 423  | 52.9     | 2  | 0  |  |
| 11/30/2024 | West Virginia     | 2   | 96   | 48.0    | 52   | 0    | 1  | 0  | 1   | 0   | 1-1         | 52   | 0    | 4   | 223  | 55.8     | 1  | 0  |  |
| 12/27/2024 | vs Arkansas       | 4   | 193  | 48.3    | 53   | 0    | 0  | 3  | 3   | 2   | 3-3         | 43   | 0    | 8   | 519  | 64.9     | 6  | 0  |  |
| Opponents  |                   | 49  | 2071 | 42.3    | 63   | 0    | 4  | 21 | 10  | 14  | 20-27       | 52   | 0    | 87  | 5112 | 58.8     | 35 | 4  |  |
| Texas Tech |                   | 47  | 1982 | 42.2    | 59   | 0    | 2  | 23 | 5   | 19  | 22-24       | 53   | 0    | 93  | 5621 | 60.4     | 58 | 4  |  |

GAME-BY-GAME STARTERS

OFFENSE

| GAME                | QB      | RB          | TE      | WR      | WR       | WR      | LT       | LG      | C      | RG     | RT       |
|---------------------|---------|-------------|---------|---------|----------|---------|----------|---------|--------|--------|----------|
| Ablene Christian    | Morton  | Brooks      | Tharp   | Kelly   | Eakin    | Douglas | Porcher  | Sciury  | Wilson | Carter | Rogers   |
| at Washington State | Morton  | Hudson (WR) | Tharp   | Kelly   | Eakin    | Douglas | Porcher  | Sciury  | Wilson | Rogers | Buchanan |
| North Texas         | Morton  | Brooks      | Tharp   | Kelly   | Eakin    | Douglas | Merryman | Rogers  | Wilson | Carter | Buchanan |
| Arizona State       | Morton  | Brooks      | Tharp   | Kelly   | Eakin    | Douglas | Merryman | Rogers  | Wilson | Carter | Buchanan |
| Cincinnati          | Morton  | Brooks      | Tharp   | Kelly   | Eakin    | Douglas | Merryman | Porcher | Wilson | Carter | Rogers   |
| at Arizona          | Morton  | Brooks      | Tharp   | Kelly   | Eakin    | Douglas | Merryman | Porcher | Wilson | Carter | Rogers   |
| Baylor              | Morton  | Brooks      | Conyers | Kelly   | Eakin    | Douglas | Merryman | Porcher | Wilson | Carter | Rogers   |
| at TCU              | Morton  | Brooks      | Tharp   | Kelly   | J. Brown | Douglas | Buchanan | Porcher | Wilson | Carter | Rogers   |
| at Iowa State       | Morton  | Brooks      | Tharp   | Kelly   | Eakin    | Douglas | Buchanan | Porcher | Wilson | Carter | Rogers   |
| Colorado            | Morton  | Brooks      | Tharp   | Kelly   | Eakin    | Douglas | Merryman | Porcher | Wilson | Carter | Rogers   |
| at Oklahoma State   | Morton  | Brooks      | Tharp   | Kelly   | Eakin    | Douglas | Buchanan | Porcher | Wilson | Carter | Rogers   |
| West Virginia       | Morton  | Brooks      | Conyers | Kelly   | Eakin    | Douglas | Buchanan | Porcher | Wilson | Carter | Rogers   |
| vs. Arkansas        | Hammond | Williams    | Tharp   | Conyers | Eakin    | Douglas | Ponton   | Porcher | Wilson | Carter | Rogers   |

DEFENSE

| GAME                | DT        | DT       | OLB        | LB-WILL   | LB-MIKE | OLB      | STAR    | CB        | S        | S           | CB   |
|---------------------|-----------|----------|------------|-----------|---------|----------|---------|-----------|----------|-------------|------|
| Ablene Christian    | Ledet Jr. | Banks    | Washington | Rodriguez | Roberts | Dyson    | McCarty | Peoples   | Lewis    | Baskerville | Horn |
| at Washington State | Cofield   | Banks    | Washington | Rodriguez | Roberts | I. Smith | McCarty | Lux       | Lewis    | Baskerville | Horn |
| North Texas         | Carroll   | Banks    | Rigsby     | Rodriguez | Roberts | I. Smith | McCarty | Lux       | Lewis    | Baskerville | Horn |
| Arizona State       | Ledet Jr. | Banks    | Washington | Rodriguez | Roberts | I. Smith | McCarty | Stevenson | Lewis    | Baskerville | Horn |
| Cincinnati          | Ledet Jr. | Banks    | Esters III | Rodriguez | Roberts | I. Smith | McCarty | Stevenson | Lewis    | Baskerville | Horn |
| at Arizona          | Ledet Jr. | Carroll  | Esters III | Rodriguez | Roberts | Dyson    | McCarty | Lux       | Cromwell | Baskerville | Horn |
| Baylor              | Carroll   | Banks    | Esters III | Rodriguez | Roberts | Dyson    | McCarty | Lux       | Cromwell | Baskerville | Horn |
| at TCU              | Ledet Jr. | Carroll  | Esters III | Rodriguez | Roberts | Dyson    | McCarty | Lux       | Lewis    | Baskerville | Horn |
| at Iowa State       | Ledet Jr. | Carroll  | Esters III | Rodriguez | Roberts | Dyson    | Jordan  | Lux       | Lewis    | Baskerville | Horn |
| Colorado            | Ledet Jr. | McAlpine | Esters III | Rodriguez | Roberts | Dyson    | McCarty | Lux       | Lewis    | Baskerville | Horn |
| at Oklahoma State   | Ledet Jr. | Carroll  | Esters III | Rodriguez | Roberts | I. Smith | McCarty | Lux       | Lewis    | Baskerville | Horn |
| West Virginia       | Hansen    | McAlpine | Esters III | Rodriguez | Roberts | I. Smith | McCarty | Lux       | Lewis    | Baskerville | Horn |
| vs. Arkansas        | Hansen    | Cofield  | Esters III | Rodriguez | Roberts | Tilmon   | Jordan  | Stevenson | Lewis    | Baskerville | Horn |

CAREER GAMES PLAYED/STARTED

| PLAYER                  | 2019  | 2020 | 2021  | 2022   | 2023   | 2024  | TOTAL | PLAYER                    | 2019 | 2020 | 2021   | 2022   | 2023   | 2024  | TOTAL |
|-------------------------|-------|------|-------|--------|--------|-------|-------|---------------------------|------|------|--------|--------|--------|-------|-------|
| Joseph Adedire, OLB     | -     | -    | -     | 12/6   | 12/8   | 0/0   | 24/14 | Chapman Lewis, DB         | -    | -    | -      | -      | 12/0   | 11/11 | 23/11 |
| E'Maurion Banks, OLB    | -     | -    | 1/0   | 2/0    | 9/1    | 7/6   | 19/6  | Bralyn Lux, DB            | -    | *6/6 | *13/8  | *8/8   | 12/8   | 9/9   | 48/39 |
| C.J. Baskerville, DB    | -     | -    | *14/4 | *8/7   | 11/10  | 13/13 | 46/34 | Trevon McAlpine, DL       | -    | -    | -      | 0/0    | 8/0    | 11/2  | 19/2  |
| Brady Boyd, WR          | -     | -    | *9/0  | 12/1   | 3/2    | 11/0  | 35/3  | A.J. McCarty, DB          | -    | *3/0 | *13/0  | *13/2  | 1/0    | 13/11 | 43/13 |
| Tahj Brooks, RB         | -     | 10/0 | 9/4   | 13/6   | 13/13  | 11/11 | 56/34 | Drae McCray, WR           | -    | -    | *11/11 | *11/11 | 13/2   | 10/0  | 45/24 |
| Jordan Brown, WR        | -     | *2/0 | *0/0  | 8/0    | 10/4   | 13/1  | 33/5  | Dalton Merryman, OL       | -    | -    | -      | -      | 0/0    | 9/6   | 9/6   |
| Ty Buchanan, OL         | -     | -    | *0/0  | 4/1    | 9/1    | 11/7  | 24/9  | John Carlos Miller II, TE | -    | -    | *4/0   | *11/11 | *10/10 | 13/0  | 37/21 |
| De'Braylon Carroll, OL  | *12/0 | *5/5 | *0/0  | *12/2  | *13/13 | 12/6  | 54/26 | Behren Morton, QB         | -    | -    | 2/0    | 9/4    | 10/8   | 12/12 | 33/24 |
| Davion Carter, OL       | -     | -    | -     | *12/11 | *12/12 | 13/12 | 37/35 | Jalon Peoples, DB         | -    | -    | -      | 2/0    | 3/0    | 4/1   | 9/1   |
| Jayden Cofield, DL      | -     | -    | -     | -      | 3/0    | 13/2  | 16/2  | Jacob Ponton, OL          | -    | -    | -      | -      | -      | 4/1   | 4/1   |
| Jatin Conyers, TE       | -     | *0/0 | *11/1 | *12/1  | *11/5  | 13/3  | 47/10 | Sterling Porcher, OL      | -    | -    | -      | *13/13 | *12/12 | 12/11 | 37/36 |
| Deyynn Cromwell, DB     | -     | -    | -     | -      | -      | 9/2   | 9/2   | Bryce Ramirez, LB         | 0/0  | 0/0  | 7/0    | 2/1    | 11/2   | 7/0   | 27/3  |
| Miquel Dingle Jr., LB   | -     | -    | -     | -      | 4/1    | 13/0  | 17/1  | Braylon Rigsby, DL        | -    | -    | -      | -      | 1/0    | 12/1  | 13/1  |
| Caleb Douglas, WR       | -     | -    | -     | *8/2   | *5/5   | 13/13 | 26/20 | Ben Roberts, LB           | -    | -    | -      | 2/0    | 13/12  | 13/13 | 28/25 |
| Harvey Dyson III, OLB   | -     | -    | -     | 2/0    | 8/0    | 8/6   | 18/6  | Jacob Rodriguez, LB       | -    | -    | *12/0  | 12/0   | 5/4    | 13/13 | 42/17 |
| Coy Eakin, WR           | -     | -    | -     | 4/0    | 10/7   | 13/12 | 27/19 | Caleb Rogers, OL          | -    | 9/3  | 13/13  | 13/13  | 13/13  | 13/13 | 61/55 |
| Charles Esters III, OLB | -     | -    | 0/0   | 1/0    | 12/3   | 9/9   | 22/12 | Vinny Sciury, OL          | -    | *1/0 | *11/6  | *14/14 | *13/13 | 2/2   | 41/35 |
| Will Hammond, QB        | -     | -    | -     | -      | -      | 4/1   | 4/1   | Isaac Smith, LB           | -    | -    | 0/0    | 11/2   | 0/0    | 12/6  | 23/8  |
| James Hansen, DL        | -     | *5/1 | *0/0  | *12/6  | *12/12 | 10/2  | 39/21 | Macho Stevenson, DB       | -    | -    | -      | -      | 0/0    | 12/3  | 12/3  |
| Maurion Horn, DB        | -     | -    | -     | -      | 10/0   | 13/13 | 23/13 | Jake Strong, QB           | -    | -    | -      | -      | 3/1    | 0/0   | 3/1   |
| Micah Hudson, WR        | -     | -    | -     | -      | -      | 8/1   | 8/1   | Terrell Tilmon, OLB       | -    | -    | *14/0  | *1/0   | 13/0   | 11/1  | 39/1  |
| Jaxon Hughes, OL        | *0/0  | *3/0 | *7/7  | *11/11 | *2/0   | 7/0   | 30/18 | Mason Tharp, TE           | -    | -    | 12/8   | 10/7   | 8/7    | 13/11 | 43/33 |
| Brenden Jordan, DB      | -     | -    | -     | -      | 13/5   | 13/2  | 26/7  | Amier Washington, OLB     | -    | -    | -      | -      | 2/0    | 12/3  | 14/3  |
| Josh Kelly, WR          | *1/1  | *6/4 | *13/9 | *6/4   | *12/12 | 12/12 | 50/42 | J'Koby Williams, RB       | -    | -    | -      | -      | -      | 10/1  | 10/1  |
| Quincey Ledet Jr., DL   | -     | *8/0 | *11/9 | *12/10 | 13/1   | 11/8  | 55/28 | Sheridan Wilson, OL       | -    | -    | -      | -      | 2/0    | 13/13 | 15/13 |



GAME-BY-GAME STATS

| #2 Behren Morton  | Comp | Att | Int | Pct  | Yards | TD | Long | Sacked | Effic. |
|-------------------|------|-----|-----|------|-------|----|------|--------|--------|
| Abilene Christian | 30   | 42  | 0   | 71.4 | 378   | 5  | 36   | 1-8    | 186.3  |
| Washington St.    | 34   | 58  | 2   | 58.6 | 323   | 1  | 42   | 1-6    | 104.2  |
| North Texas       | 15   | 19  | 0   | 78.9 | 273   | 4  | 70   | 1-11   | 269.1  |
| Arizona St.       | 24   | 44  | 0   | 54.5 | 201   | 2  | 21   | 2-19   | 107.9  |
| Cincinnati        | 19   | 29  | 0   | 65.5 | 251   | 2  | 49   | 0-0    | 161.0  |
| Arizona           | 17   | 29  | 0   | 58.6 | 214   | 0  | 57   | 2-25   | 120.6  |
| Baylor            | 33   | 49  | 1   | 67.3 | 286   | 3  | 32   | 2-14   | 132.5  |
| TCU               | 13   | 22  | 0   | 59.1 | 137   | 0  | 44   | 1-5    | 111.4  |
| Iowa St.          | 21   | 40  | 2   | 52.5 | 237   | 2  | 35   | 3-19   | 108.8  |
| Colorado          | 24   | 40  | 1   | 60.0 | 275   | 2  | 35   | 7-56   | 129.3  |
| Oklahoma St.      | 37   | 53  | 1   | 69.8 | 401   | 4  | 34   | 3-21   | 154.5  |
| West Virginia     | 28   | 41  | 1   | 68.3 | 359   | 2  | 41   | 0-0    | 153.1  |
| Totals            | 295  | 466 | 8   | 63.3 | 3335  | 27 | 70   | 23-184 | 139.1  |

| #7 Cameran Brown | Comp | Att | Int | Pct  | Yards | TD | Long | Sacked | Effic. |
|------------------|------|-----|-----|------|-------|----|------|--------|--------|
| Washington St.   | 0    | 1   | 0   | 0.0  | 0     | 0  | 0    | 0-0    | 0.0    |
| North Texas      | 4    | 8   | 1   | 50.0 | 11    | 0  | 7    | 0-0    | 36.6   |
| Totals           | 4    | 9   | 1   | 44.4 | 11    | 0  | 7    | 0-0    | 32.5   |

| #8 Coy Eakin   | Comp | Att | Int | Pct   | Yards | TD | Long | Sacked | Effic. |
|----------------|------|-----|-----|-------|-------|----|------|--------|--------|
| Washington St. | 1    | 1   | 0   | 100.0 | 20    | 1  | 20   | 0-0    | 598.0  |
| TCU            | 0    | 1   | 0   | 0.0   | 0     | 0  | 0    | 0-0    | 0.0    |
| Totals         | 1    | 2   | 0   | 50.0  | 20    | 1  | 20   | 0-0    | 299.0  |

| #12 Jalin Conyers | Comp | Att | Int | Pct   | Yards | TD | Long | Sacked | Effic. |
|-------------------|------|-----|-----|-------|-------|----|------|--------|--------|
| Baylor            | 1    | 1   | 0   | 100.0 | 20    | 1  | 20   | 0-0    | 598.0  |
| Totals            | 1    | 1   | 0   | 100.0 | 20    | 1  | 20   | 0-0    | 598.0  |

| #15 Will Hammond | Comp | Att | Int | Pct  | Yards | TD | Long | Sacked | Effic. |
|------------------|------|-----|-----|------|-------|----|------|--------|--------|
| North Texas      | 5    | 7   | 0   | 71.4 | 70    | 0  | 32   | 0-0    | 155.4  |
| TCU              | 10   | 15  | 0   | 66.7 | 121   | 1  | 36   | 1-2    | 156.4  |
| West Virginia    | 0    | 1   | 0   | 0.0  | 0     | 0  | 0    | 0-0    | 0.0    |
| Arkansas         | 20   | 34  | 2   | 58.8 | 280   | 1  | 47   | 1-7    | 125.9  |
| Totals           | 35   | 57  | 2   | 61.4 | 471   | 2  | 47   | 2-9    | 135.4  |

| #89 Jason Llewellyn | Comp | Att | Int | Pct | Yards | TD | Long | Sacked | Effic. |
|---------------------|------|-----|-----|-----|-------|----|------|--------|--------|
| Colorado            | 0    | 1   | 0   | 0.0 | 0     | 0  | 0    | 0-0    | 0.0    |
| Totals              | 0    | 1   | 0   | 0.0 | 0     | 0  | 0    | 0-0    | 0.0    |

Rushing

| Player          | No-Yds/TD   | ACU      | WSU    | UNT      | ASU      | UC       | UA       | Baylor   | TCU      | IowaSt   | CU       | OSU      | WVU      | AR       |
|-----------------|-------------|----------|--------|----------|----------|----------|----------|----------|----------|----------|----------|----------|----------|----------|
| Tahj Brooks     | 286-1505/17 | 27-153/1 | DNP    | 17-109/1 | 27-117/0 | 32-172/2 | 21-128/3 | 25-125/1 | 30-121/1 | 25-122/1 | 31-137/1 | 28-133/3 | 23-188/3 | DNP      |
| Behren Morton   | 55-222/1    | 2-5/0    | 4-7/0  | 2-1/1    | 3-15/0   | 3-46/0   | 4-23/0   | 6-3/0    | 3-3/0    | 8-6/0    | 11-36/0  | 8-3/0    | 1-4/0    | DNP      |
| J'Koby Williams | 41-236/2    | DNP      | DNP    | 4-27/1   | 2-7/0    | DNP      | -        | -        | 8-42/0   | 1-1/0    | 4-12/0   | 2-4/0    | 5-20/0   | 15-123/1 |
| Cameron Dickey  | 41-225/1    | 1-5/0    | 7-25/0 | 10-75/1  | 3-24/0   | -        | 1-1/0    | 4-21/0   | -        | -        | -        | -        | DNP      | 15-74/0  |
| Will Hammond    | 17-49/2     | DNP      | DNP    | 2-11/0   | DNP      | DNP      | DNP      | DNP      | 8-16/1   | DNP      | DNP      | DNP      | 2-8/1    | 5-14/0   |
| Cam/Ron Valdez  | 9-40/0      | 1-6/0    | 8-34/0 | DNP      | DNP      | DNP      | DNP      | DNP      | DNP      | DNP      | DNP      | DNP      | DNP      | DNP      |
| Cameran Brown   | 8-83/0      | 1-2/0    | 5-70/0 | 2-11/0   | -        | -        | -        | DNP      | DNP      | DNP      | -        | -        | DNP      | DNP      |
| Jalin Conyers   | 8-31/2      | -        | 3-12/0 | -        | 1-3/1    | 1-13/0   | -        | -        | -        | -        | -        | -        | 1-3/0    | 2-6/1    |
| Drae McCray     | 1-13/0      | -        | -      | -        | -        | -        | 1-13/0   | -        | DNP      | DNP      | DNP      | -        | -        | -        |
| Reese Burkhardt | 1-4/1       | -        | -      | -        | -        | -        | -        | -        | 1-4/1    | -        | -        | DNP      | -        | -        |

Receiving

| Player               | No-Yds/TD | ACU      | WSU    | UNT    | ASU     | UC      | UA      | Baylor | TCU     | IowaSt  | CU      | OSU     | WVU     | AR      |
|----------------------|-----------|----------|--------|--------|---------|---------|---------|--------|---------|---------|---------|---------|---------|---------|
| Josh Kelly           | 89-1023/5 | 10-156/1 | 9-95/0 | 2-36/1 | 10-89/1 | 8-111/0 | 5-27/0  | 9-76/0 | 7-19/0  | 8-127/2 | 8-106/0 | 4-31/0  | 9-150/0 | DNP     |
| Caleb Douglas        | 60-877/6  | 4-42/1   | 4-71/0 | 2-24/0 | 5-63/0  | 1-4/0   | 5-116/0 | 9-99/3 | 9-140/0 | 5-35/0  | 3-16/0  | 5-102/1 | 3-50/1  | 5-115/0 |
| Coy Eakin            | 49-652/7  | 5-76/2   | 5-54/0 | 1-70/1 | 3-29/0  | 3-78/2  | 2-12/0  | 3-20/0 | 4-56/1  | 2-32/0  | 4-40/0  | 7-90/0  | 6-48/0  | 4-47/1  |
| Jalin Conyers        | 30-320/5  | 5-63/1   | 2-6/0  | 4-36/1 | -       | 1-3/0   | 2-14/0  | -      | 1-25/0  | -       | 3-50/2  | 7-74/1  | 4-37/0  | 1-12/0  |
| Tahj Brooks          | 28-199/1  | 3-14/0   | DNP    | -      | 2-3/0   | -       | 1-2/0   | 4-22/0 | 1-1/0   | 2-10/0  | 4-51/0  | 9-65/1  | 2-35/0  | DNP     |
| Mason Tharp          | 13-138/2  | 1-9/0    | 1-1/0  | -      | 1-12/0  | 1-16/0  | 1-9/0   | -      | 1-9/0   | 2-18/0  | -       | 2-13/1  | 2-9/1   | 1-44/0  |
| Jordan Brown         | 12-149/0  | 1-11/0   | 3-41/0 | 3-49/0 | -       | -       | -       | 2-11/0 | -       | 1-13/0  | 1-7/0   | -       | -       | 1-9/0   |
| Drae McCray          | 12-74/0   | -        | 3-18/0 | 2-12/0 | 1-0/0   | 5-39/0  | -       | 1-5/0  | DNP     | DNP     | DNP     | -       | -       | -       |
| JohnCarlos Miller II | 10-122/3  | 1-7/0    | 1-20/1 | 2-55/1 | 1-5/1   | -       | -       | 1-13/0 | -       | -       | 1-5/0   | 2-21/0  | -       | 1-4/0   |
| J'Koby Williams      | 10-100/1  | DNP      | DNP    | 1-10/0 | -       | DNP     | -       | 2-22/1 | -       | 1-2/0   | -       | -       | 2-30/0  | 4-36/0  |
| Cameron Dickey       | 9-47/1    | -        | 5-34/1 | 2-8/0  | -       | -       | -       | 1-0/0  | -       | -       | -       | -       | DNP     | 1-5/0   |
| Micah Hudson         | 8-123/0   | -        | 1-4/0  | 3-43/0 | 1-0/0   | -       | 1-38/0  | 2-38/0 | -       | DNP     | DNP     | DNP     | DNP     | DNP     |
| Kelby Valsin         | 3-21/0    | -        | -      | -      | -       | -       | -       | -      | -       | DNP     | -       | 1-5/0   | -       | 2-16/0  |
| Brady Boyd           | 1-7/0     | DNP      | -      | 1-7/0  | -       | -       | -       | -      | -       | DNP     | -       | -       | -       | -       |
| Tyson Turner         | 1-4/0     | DNP      | -      | 1-4/0  | DNP     | DNP     | DNP     | DNP    | DNP     | DNP     | DNP     | -       | -       | DNP     |
| Cam/Ron Valdez       | 1-1/0     | -        | 1-1/0  | DNP    | DNP     | DNP     | DNP     | DNP    | DNP     | DNP     | DNP     | DNP     | DNP     | DNP     |

GAME-BY-GAME TACKLES

Total Tackles

| Player               | S-A   | Total | ACU | WSU | UNT | ASU | UC  | UA  | Baylor | TCU | IowaSt | CU   | OSU | WVU | AR  |
|----------------------|-------|-------|-----|-----|-----|-----|-----|-----|--------|-----|--------|------|-----|-----|-----|
| Jacob Rodriguez      | 77-50 | 127   | 9-4 | 7-0 | 1-0 | 2-7 | 7-4 | 5-8 | 7-5    | 1-4 | 9-4    | 13-4 | 7-5 | 4-1 | 5-4 |
| Ben Roberts          | 38-45 | 83    | 4-3 | 7-0 | 3-0 | 2-9 | 4-8 | 2-3 | 3-3    | 3-4 | 2-5    | 2-0  | 3-4 | 2-2 | 1-4 |
| CJ Baskerville       | 52-26 | 78    | 7-2 | 4-1 | 2-0 | 1-2 | 3-6 | 3-4 | 4-1    | 2-2 | 3-3    | 3-0  | 7-0 | 6-2 | 7-3 |
| Maurion Horn         | 31-25 | 56    | 6-5 | -   | 1-0 | 2-2 | 3-2 | 6-4 | 4-1    | 0-1 | 3-5    | 1-0  | 2-1 | 3-2 | 0-2 |
| Chapman Lewis        | 27-16 | 43    | 1-1 | 2-0 | 4-0 | 4-3 | 0-2 | DNP | DNP    | 3-4 | 4-3    | 2-0  | 2-1 | 3-2 | 2-0 |
| Brenden Jordan       | 18-18 | 36    | 3-0 | 0-1 | 0-1 | 1-3 | 4-1 | 0-2 | 3-0    | 1-3 | 1-2    | 0-1  | 0-1 | 3-2 | 2-1 |
| John Curry           | 18-17 | 35    | 0-1 | 2-0 | 3-2 | 2-2 | 1-1 | 1-0 | -      | 2-1 | -      | 1-0  | 1-1 | 2-5 | 3-4 |
| Bralyn Lux           | 29-3  | 32    | DNP | 1-0 | 2-0 | DNP | DNP | 4-1 | 3-0    | 5-0 | 3-1    | 3-0  | 4-0 | 4-1 | DNP |
| AJ McCarty           | 20-12 | 32    | 2-3 | 1-0 | 2-0 | 2-2 | 2-1 | 0-1 | 1-0    | 2-1 | 1-0    | 2-2  | 4-0 | 1-1 | 0-1 |
| Isaac Smith          | 15-16 | 31    | 2-2 | 2-1 | 2-2 | 0-1 | 1-1 | DNP | 1-0    | 1-2 | 3-4    | 1-0  | 0-2 | -   | 2-1 |
| Miquel Dingle Jr     | 15-14 | 29    | 1-0 | 1-1 | 1-3 | 2-1 | -   | 1-0 | 1-2    | -   | 1-1    | 3-0  | -   | 3-6 | 1-0 |
| Marquez Stevenson    | 13-10 | 23    | 0-1 | DNP | 3-1 | 1-2 | 2-3 | 2-0 | -      | 2-1 | -      | 1-0  | 0-1 | 1-0 | 1-1 |
| Jayden Cofield       | 11-12 | 23    | 1-0 | 3-0 | 0-4 | 0-1 | 1-1 | 0-1 | 1-1    | -   | 1-2    | -    | -   | 2-0 | 2-2 |
| Quincy Ledet         | 7-15  | 22    | 0-2 | 2-1 | 0-2 | 0-2 | 1-3 | -   | 1-1    | 0-1 | 0-2    | 2-1  | 1-0 | DNP | DNP |
| Trevon McAlpine      | 12-9  | 21    | 2-0 | 2-1 | 1-1 | DNP | -   | 1-0 | 2-0    | 0-1 | 1-4    | 1-2  | -   | 2-0 | DNP |
| Devynn Cromwell      | 9-11  | 20    | 0-1 | -   | 1-0 | -   | DNP | 4-5 | 3-5    | 1-0 | DNP    | -    | -   | DNP | DNP |
| Charles Esters III   | 5-13  | 18    | DNP | DNP | DNP | DNP | -   | 0-3 | 0-1    | 1-2 | 2-2    | 2-3  | 0-1 | 0-1 | -   |
| Braylon Rigbsby      | 5-13  | 18    | -   | 2-0 | 0-1 | -   | 0-1 | 0-1 | DNP    | -   | 0-3    | 2-1  | 1-3 | 0-1 | 0-2 |
| Bryce Ramirez        | 12-5  | 17    | 1-0 | 1-0 | 4-1 | 2-1 | 1-1 | 2-2 | 1-0    | DNP | DNP    | DNP  | DNP | DNP | DNP |
| De'Braylon Carroll   | 5-12  | 17    | -   | -   | 0-1 | -   | 4-2 | 0-4 | -      | 0-2 | -      | 0-2  | -   | DNP | 1-1 |
| Jordan Sanford       | 10-6  | 16    | -   | 3-1 | 3-0 | -   | 3-0 | 0-2 | -      | -   | -      | -    | -   | 0-2 | 1-1 |
| E'Maurion Banks      | 9-7   | 16    | 2-1 | 4-1 | 1-2 | 1-0 | 1-1 | 0-2 | -      | DNP | DNP    | DNP  | DNP | DNP | DNP |
| Harvey Dyson III     | 9-3   | 12    | 2-0 | DNP | DNP | 1-0 | 1-0 | 0-2 | 2-0    | 1-0 | 1-1    | 1-0  | DNP | DNP | DNP |
| Amier Washington     | 5-5   | 10    | -   | -   | -   | 2-2 | -   | DNP | -      | 1-0 | -      | -    | 1-1 | 1-1 | 0-1 |
| Terrell Tilmon       | 6-3   | 9     | DNP | DNP | -   | -   | -   | 1-0 | -      | 0-1 | -      | -    | 2-0 | 3-1 | 0-1 |
| James Hansen         | 4-2   | 6     | -   | -   | -   | DNP | DNP | -   | -      | -   | -      | DNP  | 1-0 | 2-0 | 1-2 |
| Ansel Nedore         | 3-3   | 6     | 0-1 | -   | 1-0 | -   | DNP | 0-2 | DNP    | DNP | DNP    | 1-0  | 1-0 | -   | -   |
| Joseph Plunk         | 5-0   | 5     | -   | -   | 2-0 | -   | 1-0 | DNP | -      | -   | -      | -    | -   | -   | 2-0 |
| Jalon Peoples        | 4-0   | 4     | 4-0 | -   | -   | -   | DNP | DNP | DNP    | DNP | DNP    | DNP  | DNP | DNP | DNP |
| Justin Horne         | 1-3   | 4     | -   | -   | 0-2 | -   | -   | -   | -      | 0-1 | -      | 1-0  | DNP | DNP | DNP |
| Reese Burkhardt      | 1-3   | 4     | 0-2 | -   | -   | -   | -   | -   | -      | 0-1 | -      | 1-0  | DNP | -   | -   |
| Marcus Ramon-Edwards | 2-1   | 3     | DNP | DNP | -   | -   | DNP | -   | DNP    | DNP | DNP    | DNP  | DNP | 2-1 | DNP |
| Trent Low            | 1-2   | 3     | -   | -   | 0-1 | -   | -   | -   | -      | -   | -      | -    | 1-1 | -   | -   |
| Sam Carrell          | 1-2   | 3     | -   | 1-0 | 0-1 | -   | DNP | DNP | DNP    | DNP | DNP    | DNP  | DNP | 0-1 | DNP |
| Coy Eakin            | 2-0   | 2     | -   | -   | -   | -   | -   | -   | 1-0    | -   | -      | -    | -   | -   | 1-0 |
| Malik Esquerra       | 2-0   | 2     | DNP | DNP | DNP | DNP | DNP | DNP | DNP    | DNP | DNP    | DNP  | DNP | 1-0 | 1-0 |
| Peyton Morgan        | 2-0   | 2     | DNP | DNP | DNP | DNP | DNP | DNP | DNP    | DNP | DNP    | DNP  | 1-0 | DNP | 1-0 |
| Ashton Hampton       | 1-1   | 2     | DNP | DNP | DNP | DNP | DNP | DNP | DNP    | DNP | DNP    | DNP  | DNP | -   | 1-1 |
| Sammy Morris IV      | 1-1   | 2     | -   | -   | -   | 0-1 | -   | 1-0 | -      | -   | -      | -    | -   | -   | -   |
| Chief Collins        | 1-1   | 2     | -   | -   | -   | 0-1 | -   | 1-0 | -      | -   | -      | -    | -   | -   | -   |

GAME-BY-GAME SPECIAL TEAMS

| FIELD GOALS/#99 Garcia | (Made), Missed, Blocked | KICKOFFS/#38 Burkhardt | Touchbacks/Kickoffs |
|------------------------|-------------------------|------------------------|---------------------|
| ACU                    | (39), (31)              | ACU                    | 5-for-8             |
| at Washington State    | (37)                    | at Washington State    | 3-for-3             |
| North Texas            | (25)                    | North Texas            | 8-for-10            |
| Arizona State          | (30), (39)              | Arizona State          | 5-for-7             |
| Cincinnati             | (45), (27)              | Cincinnati             | 7-for-9             |
| at Arizona             | (30), (41)              | at Arizona             | 4-for-5             |
| Baylor                 | no attempts             | Baylor                 | 2-for-6             |
| at TCU                 | (38), (24)              | at TCU                 | 4-for-7             |
| at Iowa State          | (44)                    | at Iowa State          | 3-for-5             |
| Colorado               | (53), (39), 53          | Colorado               | 2-for-5             |
| at Oklahoma State      | no attempts             | at Oklahoma State      | dnp                 |
| West Virginia          | (32), (23), (22)        | West Virginia          | 4-for-9             |
| vs. Arkansas           | (37)                    | vs. Arkansas           | 3-for-4             |

## SCORING DRIVES

## TEXAS TECH SCORING DRIVES

| ACU               | No. of Plays | Total Yards | Drive Time | Type of Score | Score QTR/Time | Scoring Play          |
|-------------------|--------------|-------------|------------|---------------|----------------|-----------------------|
|                   | 10           | 71          | 3:28       | TD            | 10/10:38       | Brooks 18-yd run      |
|                   | 2            | 17          | 0:24       | TD            | 10/8:18        | Eakin 4-yd catch      |
|                   | 6            | 75          | 2:08       | TD            | 10/1:34        | Eakin 35-yd catch     |
|                   | 4            | 5           | 1:38       | F6            | 20/9:58        | Garcia 39-yd F6       |
|                   | 9            | 70          | 3:51       | TD            | 20/2:55        | Conyers 36-yd catch   |
|                   | 1            | 35          | 0:07       | TD            | 30/4:50        | Kelly 35-yd catch     |
|                   | 9            | 52          | 3:13       | F6            | 40/8:32        | Burkhardt 41-yd F6    |
|                   | 9            | 54          | 2:13       | F6            | 40/2:39        | Garcia 31-yd F6       |
|                   | 5            | 25          | --         | TD            | OT-1           | Douglas 14-yd catch   |
| at Washington St. | Plays        | Yards       | Time       | Score         | QTR/Time       | Scoring Play          |
|                   | 11           | 51          | 3:37       | F6            | 10/3:31        | Garcia 37-yd F6       |
|                   | 6            | 75          | 2:20       | TD            | 20/5:33        | Miller II 20-yd catch |
|                   | 7            | 61          | 1:53       | TD            | 40/9:21        | Dickey 12-yd catch    |
| North Texas       | Plays        | Yards       | Time       | Score         | QTR/Time       | Scoring Play          |
|                   | 8            | 56          | 3:04       | TD            | 10/10:17       | Kelly 10-yd catch     |
|                   | 8            | 65          | 3:55       | F6            | 10/5:11        | Garcia 25-yd F6       |
|                   | 9            | 75          | 4:13       | TD            | 10/0:52        | Brooks 21-yd run      |
|                   | 2            | 80          | 0:40       | TD            | 20/10:22       | Eakin 70-yd catch     |
|                   | -            | -           | -          | TD            | 20/9:50        | Lux 44-yd INT         |
|                   | 1            | 25          | 0:13       | TD            | 20/9:30        | Morton 10-yd run      |
|                   | 4            | 75          | 1:41       | TD            | 20/6:05        | Miller II 45-yd catch |
|                   | 6            | 30          | 2:47       | TD            | 20/3:08        | Conyers 10-yd catch   |
|                   | 4            | 43          | 1:27       | TD            | 30/4:06        | Williams 3-yd run     |
|                   | 9            | 79          | 4:35       | TD            | 40/12:50       | Dickey 1-yd run       |
| Arizona State     | Plays        | Yards       | Time       | Score         | QTR/Time       | Scoring Play          |
|                   | 10           | 65          | 3:38       | TD            | 10/11:22       | Miller II 5-yd catch  |
|                   | 6            | 38          | 2:11       | TD            | 10/7:42        | Kelly 20-yd catch     |
|                   | 8            | 64          | 1:16       | F6            | 20/0:08        | Garcia 30-yd F6       |
|                   | 12           | 68          | 5:55       | TD            | 30/8:14        | Conyers 3-yd run      |
|                   | 12           | 43          | 5:03       | F6            | 40/13:36       | Burkhardt 40-yd F6    |
|                   | 11           | 43          | 5:45       | F6            | 40/6:54        | Garcia 39-yd F6       |
| Cincinnati        | Plays        | Yards       | Time       | Score         | QTR/Time       | Scoring Play          |
|                   | 8            | 38          | 3:22       | F6            | 10/11:33       | Garcia 45-yd F6       |
|                   | 7            | 75          | 3:34       | TD            | 10/1:25        | Eakin 7-yd catch      |
|                   | 6            | 85          | 2:50       | TD            | 20/10:32       | Eakin 49-yd catch     |
|                   | 8            | 75          | 1:59       | TD            | 20/1:39        | Brooks 1-yd run       |
|                   | 6            | 38          | 1:52       | TD            | 30/12:27       | Brooks 2-yd run       |
|                   | 13           | 55          | 5:46       | F6            | 30/0:53        | Burkhardt 38-yd F6    |
|                   | -            | -           | -          | TD            | 40/12:40       | McCarty 51-yd INT     |
|                   | 9            | 66          | 4:15       | F6            | 40/7:50        | Garcia 27-yd F6       |
| at Arizona        | Plays        | Yards       | Time       | Score         | QTR/Time       | Scoring Play          |
|                   | 5            | 61          | 2:27       | TD            | 10/5:38        | Brooks 3-yd run       |
|                   | 6            | 30          | 1:13       | TD            | 20/1:38        | Brooks 9-yd run       |
|                   | 4            | 76          | 0:40       | F6            | 20/0:00        | Garcia 30-yd F6       |
|                   | 8            | 47          | 2:31       | F6            | 40/2:21        | Garcia 41-yd F6       |
|                   | 3            | 43          | 0:19       | TD            | 40/1:53        | Brooks 32-yd run      |
| Baylor            | Plays        | Yards       | Time       | Score         | QTR/Time       | Scoring Play          |
|                   | 8            | 65          | 4:07       | TD            | 10/1:47        | Douglas 12-yd catch   |
|                   | 10           | 80          | 4:18       | TD            | 20/1:54        | Douglas 20-yd catch   |
|                   | 7            | 86          | 3:01       | TD            | 40/6:31        | Williams 18-yd catch  |
|                   | 10           | 75          | 3:39       | TD            | 40/2:01        | Douglas 7-yd catch    |
| at TCU            | Plays        | Yards       | Time       | Score         | QTR/Time       | Scoring Play          |
|                   | 7            | 21          | 3:15       | F6            | 10/1:45        | Garcia 38-yd F6       |
|                   | 4            | 4           | 0:53       | TD            | 20/13:08       | Burkhardt 4-yd run    |
|                   | 3            | 59          | 0:50       | TD            | 20/10:44       | Brooks 4-yd run       |
|                   | 6            | 78          | 2:33       | TD            | 30/12:21       | Eakin 13-yd catch     |
|                   | 10           | 50          | 4:34       | TD            | 30/6:33        | Hammond 4-yd run      |
|                   | 13           | 73          | 6:46       | F6            | 40/11:13       | Garcia 24-yd F6       |
| at Iowa State     | Plays        | Yards       | Time       | Score         | QTR/Time       | Scoring Play          |
|                   | 7            | 72          | 2:39       | TD            | 10/12:16       | Kelly 35-yd catch     |
|                   | 10           | 49          | 4:42       | F6            | 20/8:33        | Garcia 44-yd F6       |
|                   | 12           | 98          | 3:49       | TD            | 30/1:56        | Kelly 19-yd catch     |
|                   | 12           | 71          | 1:47       | TD            | 40/0:19        | Brooks 5-yd run       |

## OPPONENT SCORING DRIVES

| ACU              | No. of Plays | Total Yards | Drive Time | Type of Score | Score QTR/Time | Scoring Play                |
|------------------|--------------|-------------|------------|---------------|----------------|-----------------------------|
|                  | 9            | 80          | 4:36       | TD            | 10/3:42        | Castles 31-yd catch         |
|                  | 11           | 75          | 4:42       | TD            | 20/11:52       | Johnson 2-yd run            |
|                  | 3            | 75          | 1:05       | TD            | 20/1:50        | Taylor 71-yd catch          |
|                  | 10           | 96          | 4:27       | TD            | 30/5:10        | Banks Jr. 1-yd run          |
|                  | 4            | 62          | 1:34       | TD            | 40/11:45       | Martinez 30-yd catch        |
|                  | 8            | 75          | 3:37       | TD            | 40/4:55        | Johnson 5-yd run            |
|                  | 12           | 71          | 2:34       | F6            | 40/0:05        | Vales 21-yd F6              |
|                  | 6            | 25          | -          | TD            | OT-1           | Johnson 1-yd run (fail xpt) |
| Washington State | Plays        | Yards       | Time       | Score         | QTR/Time       | Scoring Play                |
|                  | 7            | 40          | 3:20       | TD            | 10/10:03       | Mateer 4-yd run             |
|                  | 1            | 43          | 0:09       | TD            | 20/8:09        | Parker 43-yd run            |
|                  | 1            | 2           | 0:01       | TD            | 20/7:53        | Schlenbaker 2-yd run        |
|                  | 3            | 38          | 0:31       | TD            | 20/0:25        | Williams 21-yd catch        |
|                  | 6            | 51          | 2:23       | TD            | 30/3:13        | Schlenbaker 1-yd run        |
|                  | 6            | 68          | 2:06       | F6            | 40/5:57        | Janikowski 25-yd F6         |
| North Texas      | Plays        | Yards       | Time       | Score         | QTR/Time       | Scoring Play                |
|                  | 1            | 75          | 0:07       | TD            | 10/5:05        | Young 75-yd catch           |
|                  | 4            | 18          | 0:58       | TD            | 30/9:09        | Aaron 15-yd catch           |
|                  | 8            | 75          | 3:31       | TD            | 40/9:19        | Porter 1-yd run             |
| Arizona State    | Plays        | Yards       | Time       | Score         | QTR/Time       | Scoring Play                |
|                  | 8            | 31          | 2:40       | F6            | 20/13:10       | Hershey 34-yd F6            |
|                  | 9            | 79          | 4:01       | TD            | 20/1:33        | Leavitt 1-yd run            |
|                  | 3            | 80          | 1:09       | TD            | 30/3:39        | Skattebo 3-yd run           |
|                  | 10           | 67          | 2:13       | TD            | 40/1:39        | Skattebo 3-yd run           |
| Cincinnati       | Plays        | Yards       | Time       | Score         | QTR/Time       | Scoring Play                |
|                  | 7            | 68          | 3:52       | TD            | 10/7:35        | Johnson 15-yd catch         |
|                  | 1            | 42          | 0:08       | TD            | 10/4:59        | Henderson 42-yd catch       |
|                  | 5            | 12          | 2:04       | F6            | 20/13:27       | Hawks 37-yd F6              |
|                  | 12           | 75          | 6:45       | TD            | 20/3:47        | Pryor 1-yd run              |
|                  | 11           | 72          | 5:42       | F6            | 30/6:39        | Hawks 26-yd F6              |
|                  | 2            | 75          | 0:35       | TD            | 40/12:05       | Covey 71-yd pass            |
|                  | 10           | 75          | 4:26       | TD            | 40/3:24        | Covey 3-yd pass             |
| Arizona          | Plays        | Yards       | Time       | Score         | QTR/Time       | Scoring Play                |
|                  | 11           | 46          | 5:16       | F6            | 10/0:22        | Loop 47-yd F6               |
|                  | 9            | 56          | 2:56       | F6            | 30/9:29        | Loop 40-yd F6               |
|                  | 7            | 20          | 2:08       | F6            | 30/6:46        | Loop 30-yd F6               |
|                  | 8            | 72          | 4:37       | TD            | 30/1:10        | Conley 3-yd run             |
|                  | 6            | 25          | 4:41       | F6            | 40/10:07       | Loop 37-yd F6               |
|                  | 8            | 41          | 0:59       | F6            | 40/0:54        | Loop 52-yd F6               |
| Baylor           | Plays        | Yards       | Time       | Score         | QTR/Time       | Scoring Play                |
|                  | 4            | 60          | 0:51       | TD            | 10/5:54        | Washington 1-yd run         |
|                  | 1            | 1           | 0:08       | TD            | 20/11:44       | Washington 1-yd run         |
|                  | 4            | 5           | 1:02       | F6            | 20/10:30       | Hankins 31-yd F6            |
|                  | 9            | 75          | 1:50       | TD            | 20/0:04        | Cameron 6-yd catch          |
|                  | 9            | 75          | 4:58       | TD            | 30/6:17        | Cameron 35-yd catch         |
|                  | 3            | 49          | 0:53       | TD            | 30/3:08        | Presley 35-yd catch         |
|                  | 5            | 71          | 2:01       | TD            | 40/13:02       | Baldwin 24-yd catch         |
|                  | 4            | 30          | 2:19       | TD            | 40/9:41        | Cameron 12-yd catch         |
|                  | 4            | 43          | 0:50       | TD            | 40/5:40        | Finn 34-yd run              |
| TCU              | Plays        | Yards       | Time       | Score         | QTR/Time       | Scoring Play                |
|                  | 9            | 75          | 4:12       | TD            | 10/10:48       | Williams 35-yd run          |
|                  | 1            | 75          | 0:14       | TD            | 10/1:31        | Williams 75-yd catch        |
|                  | 9            | 75          | 3:19       | TD            | 30/3:07        | Payne 1-yd run              |
|                  | 6            | 75          | 2:31       | TD            | 40/8:42        | Rogers 8-yd catch           |
|                  | 2            | 89          | 0:36       | TD            | 40/5:10        | McAlister 84-yd catch       |
| Iowa State       | Plays        | Yards       | Time       | Score         | QTR/Time       | Scoring Play                |
|                  | 10           | 44          | 3:43       | F6            | 10/8:33        | Konrardy 49-yd F6           |
|                  | 7            | 37          | 2:58       | F6            | 20/9:25        | Konrardy 37-yd F6           |
|                  | 4            | 50          | 0:26       | TD            | 20/0:04        | Higgins 20-yd catch         |
|                  | 10           | 72          | 4:33       | F6            | 40/12:23       | Konrardy 21-yd F6           |
|                  | 5            | 65          | 2:20       | TD            | 40/2:11        | Brown 44-yd catch           |

PREVIEW

RED RAIDERS

STAFF

'24 REVIEW

HISTORY

RECORDS

TEXAS TECH



SCORING DRIVES

TEXAS TECH SCORING DRIVES

| Colorado        | Plays | Yards | Time | Score | QTR/Time | Scoring Play        |
|-----------------|-------|-------|------|-------|----------|---------------------|
|                 | 4     | 54    | 1:34 | TD    | 10/13:50 | Conyers 17-yd catch |
|                 | 9     | 43    | 4:03 | FG    | 10/7:04  | Garcia 53-yd FG     |
|                 | 8     | 32    | 3:33 | FG    | 10/2:28  | Garcia 39-yd FG     |
|                 | 9     | 66    | 3:03 | TD    | 30/7:52  | Brooks 2-yd run     |
|                 | 6     | 43    | 1:04 | TD    | 40/2:12  | Conyers 21-yd catch |
| at Oklahoma St. | Plays | Yards | Time | Score | QTR/Time | Scoring Play        |
|                 | 6     | 75    | 1:29 | TD    | 10/13:27 | Douglas 12-yd catch |
|                 | 14    | 91    | 5:29 | TD    | 10/4:04  | Tharp 8-yd catch    |
|                 | 12    | 92    | 2:13 | TD    | 20/10:05 | Brooks 25-yd catch  |
|                 | 9     | 81    | 2:43 | TD    | 30/10:26 | Conyers 32-yd catch |
|                 | 6     | 18    | 2:30 | TD    | 30/6:12  | Brooks 2-yd run     |
|                 | 5     | 69    | 2:32 | TD    | 40/10:42 | Brooks 40-yd run    |
|                 | 7     | 53    | 2:17 | TD    | 40/6:12  | Brooks 1-yd run     |
|                 | -     | -     | -    | TD    | 40/4:45  | Rodriguez FR        |
| West Virginia   | Plays | Yards | Time | Score | QTR/Time | Scoring Play        |
|                 | 10    | 42    | 2:37 | FG    | 10/8:27  | Garcia 32-yd FG     |
|                 | 7     | 80    | 2:15 | FG    | 10/1:28  | Garcia 23-yd FG     |
|                 | 7     | 59    | 2:11 | TD    | 20/10:32 | Brooks 2-yd run     |
|                 | 11    | 75    | 3:42 | TD    | 20/4:19  | Tharp 1-yd catch    |
|                 | 4     | 53    | 1:05 | TD    | 20/1:35  | Brooks 37-yd run    |
|                 | 9     | 75    | 2:12 | TD    | 30/12:48 | Douglas 31-yd catch |
|                 | 12    | 77    | 4:43 | FG    | 40/12:17 | Garcia 22-yd FG     |
|                 | 11    | 64    | 5:01 | TD    | 40/3:36  | Hammond 4-yd run    |
| vs. Arkansas    | Plays | Yards | Time | Score | QTR/Time | Scoring Play        |
|                 | 6     | 56    | 3:09 | FG    | 10/8:19  | Garcia 37-yd FG     |
|                 | -     | -     | -    | SA    | 20/13:32 | Smith-Safety        |
|                 | 5     | 69    | 2:10 | TD    | 20/11:15 | Williams 54-yd run  |
|                 | 8     | 98    | 3:54 | TD    | 20/1:58  | Conyers 2-yd run    |
|                 | 6     | 70    | 1:56 | TD    | 40/3:06  | Eakin 15-yd catch   |

EXPLOSIVE PLAYS

TEXAS TECH EXPLOSIVE PLAYS (25+)

| Yards | Opponent           | Play                     | Result     |
|-------|--------------------|--------------------------|------------|
| 70    | North Texas        | Morton pass to Eakin     | Touchdown  |
| 57    | Arizona            | Morton pass to Douglas   | First Down |
| 54    | Arkansas           | Williams rush            | Touchdown  |
| 49    | Cincinnati         | Morton pass to Eakin     | Touchdown  |
| 45    | North Texas        | Morton pass to Miller II | Touchdown  |
| 44    | TCU                | Morton pass to Douglass  | First Down |
| 44    | Arkansas           | Hammond pass to Tharp    | First Down |
| 42    | Washington State   | Morton pass to Douglas   | First Down |
| 42    | North Texas        | Morton pass to Brown     | First Down |
| 41    | West Virginia      | Morton pass to Kelly     | First Down |
| 40    | Oklahoma State     | Brooks run               | Touchdown  |
| 40    | Arkansas           | Hammond pass to Douglas  | First Down |
| 38    | Arizona            | Morton pass to Hudson    | First Down |
| 37    | Washington State   | Morton to Kelly          | First Down |
| 37    | North Texas        | Dickey rush              | First Down |
| 37    | West Virginia      | Brooks run               | Touchdown  |
| 36    | Ablilene Christian | Morton pass to Conyers   | Touchdown  |
| 36    | TCU                | Morton pass to Douglas   | First Down |
| 35    | Ablilene Christian | Morton pass to Eakin     | Touchdown  |
| 35    | Ablilene Christian | Morton pass to Kelly     | Touchdown  |
| 35    | Cincinnati         | Brooks run               | First Down |
| 35    | Iowa State         | Morton pass to Kelly     | Touchdown  |
| 35    | Colorado           | Morton pass to Kelly     | First Down |
| 34    | Oklahoma State     | Morton pass to Douglas   | First Down |

OPPONENT SCORING DRIVES

| Colorado       | Plays | Yards | Time | Score | QTR/Time | Scoring Play          |
|----------------|-------|-------|------|-------|----------|-----------------------|
|                | 6     | 58    | 2:28 | TD    | 20/7:33  | Westers 23-yd catch   |
|                | 12    | 74    | 4:11 | FG    | 20/0:30  | Mata 25-yd FG         |
|                | 9     | 75    | 4:00 | TD    | 30/11:00 | Sanders 7-yd run      |
|                | 7     | 73    | 3:22 | TD    | 30/4:35  | Sheppard 5-yd catch   |
|                | 4     | 31    | 1:58 | TD    | 30/1:18  | Hunter 24-yd catch    |
|                | 5     | 24    | 1:49 | FG    | 40/9:46  | Mata 33-yd FG         |
|                | -     | -     | -    | FR TD | 40/0:51  | S. Sanders FR         |
| Oklahoma State | Plays | Yards | Time | Score | QTR/Time | Scoring Play          |
|                | 3     | 91    | 1:12 | TD    | 10/0:23  | Gordon 68-yd run      |
|                | 7     | 45    | 2:57 | TD    | 20/5:23  | Gordon 1-yd run       |
|                | 5     | 75    | 1:46 | TD    | 30/13:14 | Gordon 2-yd run       |
|                | 4     | 75    | 1:39 | TD    | 30/8:47  | Maealiuaki 13-yd run  |
|                | 6     | 43    | 1:50 | TD    | 40/13:19 | Stribling 14-yd catch |
|                | 5     | 65    | 2:05 | TD    | 40/8:37  | Fields 19-yd run      |
|                | 8     | 69    | 2:06 | TD    | 40/2:35  | Owens 10-yd catch     |
| West Virginia  | Plays | Yards | Time | Score | QTR/Time | Scoring Play          |
|                | 8     | 41    | 4:40 | FG    | 10/3:47  | Hayes 52-yd FG        |
|                | 12    | 91    | 6:03 | TD    | 30/2:04  | Gallagher 15-yd catch |
|                | 8     | 75    | 3:30 | TD    | 40/8:38  | White 21-yd run       |
| vs. Arkansas   | Plays | Yards | Time | Score | QTR/Time | Scoring Play          |
|                | 3     | 84    | 1:29 | TD    | 10/11:28 | Green 12-yd run       |
|                | 3     | 75    | 1:05 | TD    | 10/5:23  | Russell 1-yd run      |
|                | 3     | 96    | 1:23 | TD    | 10/2:31  | James 94-yd catch     |
|                | 11    | 53    | 1:58 | FG    | 20/0:00  | Shipley 40-yd FG      |
|                | 10    | 78    | 4:04 | FG    | 30/10:52 | Shipley 34-yd FG      |
|                | 4     | 77    | 2:17 | TD    | 30/7:07  | Reed 47-yd catch      |
|                | -     | -     | -    | SA    | 40/14:21 | Juncaj safety         |
|                | 6     | 70    | 1:56 | FG    | 40/5:02  | Shipley 43-yd FG      |

TEXAS TECH EXPLOSIVE PLAYS (25+)

| Yards | Opponent       | Play                   | Result     |
|-------|----------------|------------------------|------------|
| 32    | North Texas    | Hammond pass to Hudson | First Down |
| 32    | Arizona        | Morton pass to Douglas | First Down |
| 32    | Arizona        | Brooks run             | Touchdown  |
| 32    | Baylor         | Morton pass to Kelly   | First Down |
| 32    | Oklahoma State | Morton pass to Conyers | Touchdown  |
| 31    | Baylor         | Brooks Run             | Touchdown  |
| 31    | West Virginia  | Morton pass to Douglas | Touchdown  |
| 30    | West Virginia  | Morton pass to Brooks  | First Down |
| 29    | Cincinnati     | Morton pass to Kelly   | First Down |
| 29    | TCU            | Hammond pass to Eakin  | First Down |
| 28    | Cincinnati     | Morton pass to Kelly   | First Down |
| 27    | Colorado       | Morton pass to Eakin   | First Down |
| 26    | North Texas    | Morton pass to Kelly   | First Down |
| 26    | Cincinnati     | Morton run             | First Down |
| 26    | Baylor         | Morton pass to Hudson  | First Down |
| 26    | West Virginia  | Morton pass to Kelly   | First Down |
| 25    | Arizona State  | Brooks run             | First Down |
| 25    | Cincinnati     | Brooks run             | First Down |
| 25    | TCU            | Morton pass to Conyers | First Down |
| 25    | Iowa State     | Morton pass to Eakin   | First Down |
| 25    | Colorado       | Brooks run             | First Down |
| 25    | Oklahoma State | Morton pass to Brooks  | Touchdown  |
| 25    | Oklahoma State | Morton pass to Douglas | First Down |
| 25    | West Virginia  | Morton pass to Kelly   | First Down |

MISCELLANEOUS STATS

OPENING DRIVE - OFFENSE

|                     | 1st Half   | 2nd Half  |
|---------------------|------------|-----------|
| OPPONENT            |            |           |
| Abilene Christian   | Touchdown  | Downs     |
| at Washington State | Punt       | Downs     |
| North Texas         | Touchdown  | Punt      |
| Arizona State       | Touchdown  | Touchdown |
| Cincinnati          | Field Goal | Touchdown |
| at Arizona          | Punt       | Punt      |
| Baylor              | Punt       | Touchdown |
| at TCU              | Punt       | Touchdown |
| at Iowa State       | Touchdown  | Punt      |
| Colorado            | Touchdown  | Touchdown |
| at Oklahoma State   | Touchdown  | Touchdown |
| West Virginia       | Field Goal | Touchdown |
| vs. Arkansas        | Punt       | Punt      |

OPENING DRIVE - DEFENSE

|                     | 1st Half   | 2nd Half   |
|---------------------|------------|------------|
| OPPONENT            |            |            |
| Abilene Christian   | Punt       | Touchdown  |
| at Washington State | INT        | Downs      |
| North Texas         | Punt       | Punt       |
| Arizona State       | INT        | Punt       |
| Cincinnati          | Touchdown  | Fumble     |
| at Arizona          | Punt       | Punt       |
| Baylor              | Punt       | Punt       |
| at TCU              | Touchdown  | INT        |
| at Iowa State       | Field Goal | Fumble     |
| Colorado            | Punt       | Touchdown  |
| at Oklahoma State   | Punt       | Touchdown  |
| West Virginia       | Downs      | Downs      |
| vs. Arkansas        | Touchdown  | Field Goal |

RED RAIDERS ON COIN FLIP

|                   | Coin Flip | Decision      | Result                 |
|-------------------|-----------|---------------|------------------------|
| OPPONENT          |           |               |                        |
| Abilene Christian | W         | Deferred      | W, 52-51 <sup>OT</sup> |
| at WSU            | W         | Received      | L, 37-16               |
| North Texas       | W         | Deferred      | W, 66-21               |
| Arizona State     | W         | Received      | W, 30-22               |
| Cincinnati        | L         | Opp. Deferred | W, 44-41               |
| at Arizona        | W         | Received      | W, 28-22               |
| Baylor            | L         | Opp. Deferred | L, 59-35               |
| at TCU            | L         | Opp. Received | L, 35-34               |
| at Iowa State     | L         | Opp. Deferred | W, 23-22               |
| Colorado          | L         | Opp. Deferred | L, 41-27               |
| at OSU            | W         | Received      | W, 56-48               |
| West Virginia     | L         | Opp. Received | W, 52-15               |
| vs. Arkansas      | L         | Opp. Deferred | L, 39-26               |

SCORING DRIVE ANALYSIS

|                | TEXAS TECH |    | OPPONENTS |    |
|----------------|------------|----|-----------|----|
| YARDAGE        | TD         | FG | TD        | FG |
| Negative Yards | -          | -  | -         | 1  |
| 0-9            | 1          | 1  | 2         | 1  |
| 10-19          | 2          | -  | 1         | 1  |
| 20-29          | 2          | 1  | 1         | 3  |
| 30-39          | 6          | 2  | 3         | 2  |
| 40-49          | 3          | 6  | 7         | 4  |
| 50-59          | 7          | 5  | 3         | 3  |
| 60-69          | 9          | 3  | 7         | 1  |
| 70-79          | 18         | 3  | 23        | 6  |
| 80-89          | 5          | 1  | 4         | -  |
| 90-99          | 4          | -  | 3         | 1  |
| TOTALS         | 55         | 22 | 55        | 22 |

GAME OPENING DRIVES

|               | TEXAS TECH |       |     | OPPONENTS |       |     |
|---------------|------------|-------|-----|-----------|-------|-----|
| OPPONENT      | PTS        | PLAYS | YDS | PTS       | PLAYS | YDS |
| ACU           | 7          | 10    | 71  | 0         | 3     | 1   |
| at WSU        | 0          | 3     | 6   | 0         | 2     | 6   |
| North Texas   | 7          | 8     | 56  | 0         | 3     | 3   |
| Arizona State | 7          | 10    | 65  | 0         | 3     | -11 |
| Cincinnati    | 3          | 8     | 38  | 7         | 7     | 68  |
| at Arizona    | 0          | 3     | 7   | 0         | 4     | 3   |
| Baylor        | 0          | 6     | 20  | 0         | 7     | 26  |
| at TCU        | 0          | 7     | 35  | 7         | 9     | 75  |
| at Iowa State | 7          | 7     | 72  | 3         | 10    | 44  |
| Colorado      | 7          | 4     | 54  | 0         | 6     | 8   |
| at OSU        | 7          | 6     | 75  | 0         | 8     | 29  |
| West Virginia | 3          | 10    | 42  | 0         | 8     | 31  |
| vs. Arkansas  | 0          | 5     | 17  | 7         | 3     | 84  |

SECOND HALF OPENING DRIVES

|               | TEXAS TECH |       |     | OPPONENTS |       |     |
|---------------|------------|-------|-----|-----------|-------|-----|
| OPPONENT      | PTS        | PLAYS | YDS | PTS       | PLAYS | YDS |
| ACU           | 0          | 13    | 67  | 7         | 10    | 96  |
| at WSU        | 0          | 7     | 43  | 0         | 9     | 67  |
| North Texas   | 0          | 3     | 6   | 0         | 3     | 5   |
| Arizona State | 7          | 12    | 68  | 0         | 3     | 4   |
| Cincinnati    | 7          | 6     | 38  | 0         | 2     | 13  |
| at Arizona    | 0          | 3     | 0   | 0         | 3     | 0   |
| Baylor        | 7          | 7     | 86  | 0         | 3     | 3   |
| at TCU        | 7          | 6     | 78  | 0         | 3     | 5   |
| at Iowa State | 0          | 3     | -1  | 0         | 10    | 61  |
| Colorado      | 7          | 9     | 66  | 7         | 9     | 75  |
| at OSU        | 7          | 9     | 81  | 7         | 5     | 75  |
| West Virginia | 7          | 9     | 75  | 0         | 10    | 32  |
| vs. Arkansas  | 0          | 3     | 9   | 3         | 10    | 78  |

TURNOVER CHART

|                   | Forced by Texas Tech |     |     | Forced by Opponent |        |     |     |     |         |
|-------------------|----------------------|-----|-----|--------------------|--------|-----|-----|-----|---------|
| Opponent          | Fum                  | Int | Tot | Pts Off            | Margin | Fum | Int | Tot | Pts Off |
| Abilene Christian | 1                    | 0   | 1   | 8                  | +1     | 0   | 0   | 0   | 0       |
| at Washington St. | 0                    | 1   | 1   | 0                  | -3     | 2   | 2   | 4   | 13      |
| North Texas       | 0                    | 3   | 3   | 21                 | +2     | 0   | 1   | 1   | 7       |
| Arizona State     | 0                    | 1   | 1   | 7                  | +1     | 0   | 0   | 0   | 0       |
| Cincinnati        | 1                    | 1   | 2   | 14                 | +1     | 1   | 0   | 1   | 3       |
| at Arizona        | 1                    | 2   | 3   | 18                 | +1     | 2   | 0   | 2   | 6       |
| Baylor            | 0                    | 0   | 0   | 0                  | -2     | 1   | 1   | 2   | 10      |
| at TCU            | 1                    | 2   | 3   | 7                  | +1     | 2   | 0   | 2   | 0       |
| at Iowa State     | 1                    | 1   | 2   | 0                  | 0      | 0   | 2   | 2   | 7       |
| Colorado          | 0                    | 0   | 0   | 0                  | -3     | 2   | 1   | 3   | 3       |
| at Oklahoma St.   | 1                    | 1   | 2   | 7                  | +1     | 0   | 1   | 1   | 7       |
| West Virginia     | 1                    | 2   | 3   | 8                  | +2     | 0   | 1   | 1   | 6       |
| vs. Arkansas      | 1                    | 0   | 1   | 0                  | -1     | 0   | 2   | 2   | 3       |
| Totals            | 8                    | 14  | 22  | 90                 | +1     | 10  | 11  | 21  | 65      |

@TexasTechFB 139

TEXAS TECH GAME HIGHS

Texas Tech - Game Highs

|                  |      |  |
|------------------|------|--|
| RUSHES           | 50   | at TCU (10/26/2024)                                    |
| YARDS RUSHING    | 232  | North Texas (09/14/2024)                               |
| YARDS PER RUSH   | 6.4  | Cincinnati (09/28/2024)                                |
| TD RUSHES        | 4    | West Virginia (11/30/2024)<br>North Texas (09/14/2024) |
| PASS ATTEMPTS    | 60   | at Washington St. (09/07/2024)                         |
| PASS COMPLETIONS | 37   | at Oklahoma St. (11/23/2024)                           |
| YARDS PASSING    | 401  | at Oklahoma St. (11/23/2024)                           |
| YARDS PER PASS   | 10.4 | North Texas (09/14/2024)                               |
| TD PASSES        | 5    | Abilene Christian (08/31/2024)                         |
| TOTAL PLAYS      | 92   | at Oklahoma St. (11/23/2024)                           |
| TOTAL OFFENSE    | 586  | North Texas (09/14/2024)                               |
| YARDS PER PLAY   | 8.3  | North Texas (09/14/2024)                               |
| POINTS           | 66   | North Texas (09/14/2024)                               |
| SACKS BY         | 4    | West Virginia (11/30/2024)                             |
| FIRST DOWNS      | 31   | West Virginia (11/30/2024)                             |
| PENALTIES        | 11   | Abilene Christian (08/31/2024)                         |
| PENALTY YARDS    | 103  | at Oklahoma St. (11/23/2024)                           |
| TURNOVERS        | 4    | at Washington St. (09/07/2024)                         |
| PUNTS            | 7    | at Arizona (10/05/2024)                                |
| PUNTING AVG      | 45.5 | North Texas (09/14/2024)                               |
| LONG PUNT        | 59   | at Washington St. (09/07/2024)                         |
| PUNTS INSIDE 20  | 4    | at TCU (10/26/2024)                                    |
| LONG PUNT RETURN | 20   | West Virginia (11/30/2024)                             |

Texas Tech - Individual Game Highs

|                     |      |  |
|---------------------|------|--|
| RUSHES              | 32   | Tahj Brooks vs Cincinnati (09/28/2024)   |
| YARDS RUSHING       | 188  | Tahj Brooks vs West Virginia (11/30/2024)  |
| TD RUSHES           | 3    | Tahj Brooks vs West Virginia (11/30/2024)<br>3 Tahj Brooks at Oklahoma St. (11/23/2024)<br>3 Tahj Brooks at Arizona (10/05/2024) |
| LONG RUSH           | 54   | J'Koby Williams vs Arkansas (N) (12/27/2024)   |
| PASS ATTEMPTS       | 58   | Behren Morton at Washington St. (09/07/2024)   |
| PASS COMPLETIONS    | 37   | Behren Morton at Oklahoma St. (11/23/2024)   |
| YARDS PASSING       | 401  | Behren Morton at Oklahoma St. (11/23/2024)   |
| TD PASSES           | 5    | Behren Morton vs Abilene Christian (08/31/2024)  |
| LONG PASS           | 70   | Behren Morton vs North Texas (09/14/2024)  |
| RECEPTIONS          | 10   | Josh Kelly vs Arizona St. (09/21/2024)<br>10 Josh Kelly vs Abilene Christian (08/31/2024)  |
| YARDS RECEIVING     | 156  | Josh Kelly vs Abilene Christian (08/31/2024)   |
| TD RECEPTIONS       | 3    | Caleb Douglas vs Baylor (10/19/2024)   |
| LONG RECEPTION      | 70   | Coy Eakin vs North Texas (09/14/2024)  |
| PUNTS               | 7    | Jack Burgess at Arizona (10/05/2024)   |
| PUNTING AVG         | 45.5 | Jack Burgess vs North Texas (09/14/2024)   |
| LONG PUNT           | 59   | Jack Burgess at Washington St. (09/07/2024)  |
| PUNTS INSIDE 20     | 4    | Jack Burgess at TCU (10/26/2024)   |
| LONG PUNT RETURN    | 20   | Jordan Brown vs West Virginia (11/30/2024)   |
| LONG KICKOFF RETURN | 74   | Drae McCray vs Abilene Christian (08/31/2024)  |
| TACKLES             | 17   | Jacob Rodriguez vs Colorado (11/09/2024)   |
| SACKS               | 2    | Terrell Tilmon vs West Virginia (11/30/2024)<br>2 Jacob Rodriguez at Iowa St. (11/02/2024)                                       |
| TACKLES FOR LOSS    | 2.5  | Jacob Rodriguez at Iowa St. (11/02/2024)   |

# OPPONENT GAME HIGHS

## Opponent - Game Highs

|                  |      |                                |
|------------------|------|--------------------------------|
| RUSHES           | 46   | at Washington St. (09/07/2024) |
| YARDS RUSHING    | 301  | at Washington St. (09/07/2024) |
| YARDS PER RUSH   | 7.7  | Baylor (10/19/2024)            |
| TD RUSHES        | 5    | at Oklahoma St. (11/23/2024)   |
| PASS ATTEMPTS    | 51   | Abilene Christian (08/31/2024) |
| PASS COMPLETIONS | 36   | Abilene Christian (08/31/2024) |
| YARDS PASSING    | 506  | Abilene Christian (08/31/2024) |
| YARDS PER PASS   | 16.2 | vs Arkansas (N) (12/27/2024)   |
| TD PASSES        | 5    | Baylor (10/19/2024)            |
| TOTAL PLAYS      | 86   | Abilene Christian (08/31/2024) |
| TOTAL OFFENSE    | 615  | Abilene Christian (08/31/2024) |
| YARDS PER PLAY   | 8.5  | vs Arkansas (N) (12/27/2024)   |
| POINTS           | 59   | Baylor (10/19/2024)            |
| SACKS BY         | 7    | Colorado (11/09/2024)          |
| FIRST DOWNS      | 32   | at Oklahoma St. (11/23/2024)   |
| PENALTIES        | 14   | Colorado (11/09/2024)          |
| PENALTY YARDS    | 106  | Colorado (11/09/2024)          |
| TURNOVERS        | 3    | West Virginia (11/30/2024)     |
|                  | 3    | at TCU (10/26/2024)            |
|                  | 3    | at Arizona (10/05/2024)        |
|                  | 3    | North Texas (09/14/2024)       |
| PUNTS            | 8    | Colorado (11/09/2024)          |
| PUNTING AVG      | 49.0 | Baylor (10/19/2024)            |
| LONG PUNT        | 63   | Baylor (10/19/2024)            |
| PUNTS INSIDE 20  | 3    | Colorado (11/09/2024)          |
|                  | 3    | at Washington St. (09/07/2024) |
| LONG PUNT RETURN | 73   | Baylor (10/19/2024)            |

## Opponent - Individual Game Highs

|                     |      |   |
|---------------------|------|---|
| RUSHES              | 21   | John Mateer at Washington St. (09/07/2024)        |
| YARDS RUSHING       | 197  | John Mateer at Washington St. (09/07/2024)        |
| TD RUSHES           | 3    | Ollie Gordon II at Oklahoma St. (11/23/2024)      |
|                     | 3    | Isaiah Johnson vs Abilene Christian (08/31/2024)  |
| LONG RUSH           | 70   | Rodney Hill vs Arkansas (N) (12/27/2024)          |
| PASS ATTEMPTS       | 51   | Maverick McIvor vs Abilene Christian (08/31/2024) |
| PASS COMPLETIONS    | 36   | Maverick McIvor vs Abilene Christian (08/31/2024) |
| YARDS PASSING       | 506  | Maverick McIvor vs Abilene Christian (08/31/2024) |
| TD PASSES           | 5    | Sawyer Robertson vs Baylor (10/19/2024)           |
| LONG PASS           | 94   | Taylen Green vs Arkansas (N) (12/27/2024)         |
| RECEPTIONS          | 10   | Brennan Presley at Oklahoma St. (11/23/2024)      |
|                     | 10   | Jayden Higgins at Iowa St. (11/02/2024)           |
| YARDS RECEIVING     | 161  | Tetairoa McMillan at Arizona (10/05/2024)         |
| TD RECEPTIONS       | 3    | Josh Cameron vs Baylor (10/19/2024)               |
| LONG RECEPTION      | 94   | Dazmin James vs Arkansas (N) (12/27/2024)         |
| FIELD GOALS         | 5    | Tyler Loop at Arizona (10/05/2024)                |
| LONG FIELD GOALS    | 52   | Michael Hayes II vs West Virginia (11/30/2024)    |
|                     | 52   | Tyler Loop at Arizona (10/05/2024)                |
| PUNTS               | 8    | Mark Vassett vs Colorado (11/09/2024)             |
| PUNTING AVG         | 49.0 | Palmer Williams vs Baylor (10/19/2024)            |
| LONG PUNT           | 63   | Palmer Williams vs Baylor (10/19/2024)            |
| PUNTS INSIDE 20     | 3    | Mark Vassett vs Colorado (11/09/2024)             |
|                     | 3    | Dean Janikowski at Washington St. (09/07/2024)    |
| LONG PUNT RETURN    | 73   | Josh Cameron vs Baylor (10/19/2024)               |
| LONG KICKOFF RETURN | 29   | Logan Wilson vs Cincinnati (09/28/2024)           |
| TACKLES             | 12   | Will Shaffer vs Abilene Christian (08/31/2024)    |
| SACKS               | 2    | Arden Walker vs Colorado (11/09/2024)             |
|                     | 2    | B.J. Green vs Colorado (11/09/2024)               |
| TACKLES FOR LOSS    | 3    | Amari McNeill vs Colorado (11/09/2024)            |
|                     | 3    | Steve Linton vs Baylor (10/19/2024)               |



GAME RECAPS

| Game 1, Aug. 31, 2024   | 1Q | 2Q | 3Q | 4Q | OT | FINAL |
|-------------------------|----|----|----|----|----|-------|
| Abilene Christian (0-1) | 7  | 14 | 7  | 17 | 6  | 51    |
| Texas Tech (1-0)        | 22 | 10 | 7  | 6  | 7  | 52    |

AT&T Jones Stadium | Lubbock, Texas | 6:32 p.m. CDT | 84+ sunny | ESPN+ | Attendance: 60,229

SCORING SUMMARY

| QTR | Time  | Team | Scoring Play                                    | Drive / Time |
|-----|-------|------|---|--------------|
| 1st | 10:38 | TTU  | Brooks 18 yd rush (Garcia kick)                 | 10-71 / 3:28 |
|     | 8:18  | TTU  | Eakin 4 yd pass from Morton (Conyers rush)      | 2-17 / 0:24  |
|     | 3:42  | ACU  | Castles 31 yd pass from Mclvor (Vaes kick)      | 9-80 / 4:36  |
|     | 1:34  | TTU  | Eakin 35 yd pass from Morton (Burkhardt kick)   | 6-75 / 2:08  |
| 2nd | 11:52 | ACU  | Johnson 2 yd rush (Vaes kick)                   | 11-75 / 4:42 |
|     | 9:58  | TTU  | Garcia 39 yd FG                                 | 4-5 / 1:38   |
|     | 2:55  | TTU  | Conyers 36 yd pass from Morton (Burkhardt kick) | 9-70 / 3:51  |
|     | 1:50  | ACU  | Taylor 71 yd pass from Mclvor (Vaes kick)       | 3-75 / 1:05  |
| 3rd | 5:10  | ACU  | Banks Jr. 1 yd rush (Vaes kick)                 | 10-96 / 4:27 |
|     | 4:40  | TTU  | Kelly 35 yd pass from Morton (Garcia kick)      | 1-35 / 0:07  |
| 4th | 11:45 | ACU  | Martinez 30 yd pass from Mclvor (Vaes kick)     | 4-62 / 1:34  |
|     | 8:32  | TTU  | Burkhardt 41 yd FG                              | 9-52 / 3:13  |
|     | 4:55  | ACU  | Johnson 5 yd rush (Vaes kick)                   | 8-75 / 3:37  |
|     | 2:39  | TTU  | Garcia 31 yd FG                                 | 9-54 / 2:13  |
| OT  | 0:05  | ACU  | Vaes 21 yd FG                                   | 12-71 / 2:34 |
|     | 0:00  | TTU  | Douglas 14 yd pass from Morton (Burkhardt kick) | 5-25         |
|     | 0:00  | ACU  | Johnson 1 yd rush (Mclvor rush failed)          | 6-25         |



▲ In JOSH KELLY's (3) debut with the Red Raiders, he exploded for season highs in both catches (10) and receiving yards (156).

TEAM STATISTICS

|                            | ACU      | TTU     |
|----------------------------|----------|---------|
| FIRST DOWNS                | 30       | 27      |
| RUSHES-YARDS (NET)         | 35-109   | 32-161  |
| PASSING YDS (NET)          | 506      | 378     |
| Passes Att-Comp-Int        | 36-51-0  | 30-42-0 |
| TOTAL OFFENSE PLAYS-YARDS  | 86-615   | 74-539  |
| Fumble Returns-Yards       | 0-0      | 0-0     |
| Punt Returns-Yards         | 0-0      | 0-0     |
| Kickoff Returns-Yards      | 2-45     | 5-200   |
| Interception Returns-Yards | 0-0      | 0-0     |
| Punts (Number-Avg)         | 2-39.5   | 1-45.0  |
| Fumbles-Lost               | 2-1      | 0-0     |
| Penalties-Yards            | 6-49     | 11-78   |
| Possession Time            | 33:48    | 26:12   |
| Third-Down Conversions     | 11 of 16 | 8 of 15 |
| Fourth-Down Conversions    | 1 of 2   | 1 of 3  |
| Red-Zone Scores-Chances    | 5-5      | 6-7     |
| Sacks By: Number-Yards     | 1-8      | 0-0     |

**RUSHING:** Abilene Christian-Johnson,Isaiah 13-42; Banks Jr.,Rovau 9-40; Hicks,Sam 10-13; Martinez,Nehemiah 1-11; Mclvor,Maverick 1-2; Vaughn,Jordon 1-1. Texas Tech-Brooks,Tahj 27-153; Valdez,Cam/Ron 1-6; Dickey,Cameron 1-5; Brown,Cameron 1-2; Morton,Behren 2-minus 5.

**PASSING:** Abilene Christian-Mclvor,Maverick 36-51-0-506. Texas Tech-Morton,Behren 30-42-0-378.

**RECEIVING:** Abilene Christian-Cleveland,Trey 8-78; Taylor,Blayne 7-141; Martinez, Nehemiah 6-88;Henry,JJ 5-49; Johnson,Isaiah 3-42; Graham,Hut 2-31; Castles,Jed 2-29; Banks Jr.,Rovau 2-25; Gipson,Javon 1-23. Texas Tech-Kelly,Josh 10-156; Eakin,Coy 5-76; Conyers,Jalin 5-63; Douglas,Caleb 4-42; Brooks,Tahj 3-14; Brown,Jordan 1-11; Sharp,Mason 1-9; Miller II,Johnc 1-7.

POSTGAME NOTES

- The win extended Texas Tech's winning streak to 22 games over FCS opponents.
- The game marked the first matchup against the Wildcats since 1949, despite being separated by a mere 170 miles.
- The win gave Texas Tech 21 straight wins in season openers at home. The Red Raiders have not dropped their first game of the season inside Jones AT&T Stadium since a 34-9 setback to No. 15 Oklahoma in 1992.
- The Red Raiders had a 300-yard passer (Morton-378), a 100-yard rusher (Brooks-153) and a 100-yard receiver (Kelly-156). The last time a Tech trio accomplished that was in 2020 versus Oklahoma State with the trio of Alan Bowman, SaRoderrick Thompson and Erik Ezukanma.

SEASON REVIEW

2025 Red Raider Football

GAME RECAPS

Game 2, Sept. 7, 2024

|                        |    |    |    |    |       |
|------------------------|----|----|----|----|-------|
|                        | 1Q | 2Q | 3Q | 4Q | FINAL |
| Texas Tech (1-1)       | 3  | 7  | 0  | 6  | 16    |
| Washington State (2-0) | 7  | 20 | 7  | 3  | 37    |

Gesa Field | Pullman, Wash. | 7:05 p.m. PDT | 84° cloudy | FOX | Attendance: 27,372

SCORING SUMMARY

| QTR | Time  | Team | Scoring Play   | Drive / Time |
|-----|-------|------|--|--------------|
| 1st | 10:03 | WSU  | Mateer 4 yd run (Janikowski kick)                        | 7-40 / 3:20  |
|     | 03:31 | TTU  | Garcia 37 yd field goal                                  | 11-51 / 3:37 |
| 2nd | 08:09 | WSU  | Wayshawn 43 yd run (Janikowski kick)                     | 1-43 / 0:09  |
|     | 07:53 | WSU  | Schlenbaker 2 yd run (Janikowski kick)                   | 1-2 / 0:01   |
|     | 05:33 | TTU  | Miller II 20 yd pass from Eakin (Garcia kick)            | 6-75 / 2:20  |
|     | 00:25 | WSU  | Williams 21 yd pass from Mateer (Janikowski kick failed) | 3-38 / 0:31  |
| 3rd | 03:13 | WSU  | Schlenbaker 1 yd run (Janikowski kick)                   | 6-51 / 2:23  |
| 4th | 09:21 | TTU  | Dickey 12 yd pass from Morton (2pt failed)               | 7-61 / 1:53  |
|     | 05:57 | WSU  | Janikowski 25 yd field goal                              | 6-68 / 2:06  |

TEAM STATISTICS

|                            | TTU      | WSU     |
|----------------------------|----------|---------|
| FIRST DOWNS                | 24       | 18      |
| RUSHES-YARDS (NET)         | 27-148   | 46-301  |
| PASSING YDS (NET)          | 343      | 115     |
| Passes Att-Comp-Int        | 35-60-2  | 9-19-1  |
| TOTAL OFFENSE PLAYS-YARDS  | 87-491   | 65-416  |
| Fumble Returns-Yards       | 0-0      | 1-16    |
| Punt Returns-Yards         | 2-20     | 1-4     |
| Kickoff Returns-Yards      | 3-28     | 0-0     |
| Interception Returns-Yards | 1-0      | 2-22    |
| Punts (Number-Avg)         | 3-42.7   | 5-42.2  |
| Fumbles-Lost               | 2-2      | 1-0     |
| Penalties-Yards            | 10-80    | 3-30    |
| Possession Time            | 29:55    | 30:05   |
| Third-Down Conversions     | 10 of 19 | 3 of 13 |
| Fourth-Down Conversions    | 1 of 5   | 2 of 3  |
| Red-Zone Scores-Chances    | 3-4      | 4-5     |
| Sacks By: Number-Yards     | 1-15     | 1-6     |

RUSHING:

Texas Tech-Brown,Cameran 5-70; Valdez,Cam'Ron 8-34; Dickey,Cameron 7-25; Conyers,Jalin 3-12; Morton,Behren 4-7. Washington St.-Mateer,John 21-197; Parker,Wayshawn 11-69; Schlenbaker,Djo 11-27; Pulasasi,Leo 2-10; Williams,Kyle 1-minus 2.

PASSING:

Texas Tech-Morton,Behren 34-58-2-323; Eakin,Coy 1-1-0-20; Brown,Cameran 0-1-0-0. Washington St.-Mateer,John 9-19-1-115.

RECEIVING:

Texas Tech-Kelly,Josh 9-95; Eakin,Coy 5-54; Dickey,Cameron 5-34; Douglas,Caleb 4-71;Brown,Jordan 3-41; McCray,Dræe 3-18; Conyers,-Jalin 2-6; Miller II,JohnCarlos 1-20; Hudson,Micah 1-4; Valdez,Cam'Ron 1-1; Tharp,Mason 1-minus 1. Washington St.-Hutson,Kris 3-25; Meredith,Josh 2-54; Dollar,Andre 2-13; Williams,Kyle 1-21; Parker,Wayshawn 1-2.

POSTGAME NOTES

- The Red Raiders allowed Washington State quarterback John Mateer to rush for 197 yards. The last time Texas Tech allowed a quarterback to rush for more than 100 yards was TCU's Max Duggan, 184 yards, in 2020, on the road.
- Texas Tech is the first Big 12 team to visit Pullman since Colorado traveled to Washington State in 2004. The Buffs won 20-12.
- The Red Raider defense held Mateer to 115 passing yards and one touchdown, and forced an INT, after he passed for 352 yards, five touchdowns and zero interceptions last week versus Portland State.
- It marked the first time Texas Tech traveled to Pullman after playing the first two games in the series versus the Cougars in Lubbock (1963-64).
- Behren Morton surpassed 3,500 career yards in the game; he entered the game needing 248 yards to reach the milestone.
- Wide receiver Coy Eakin delivered a 20-yard touchdown pass to tight end JohnCarlos Miller II late in the second quarter. He was the first wide receiver to throw a touchdown pass since Jakeem Grant's 72-yard connection with Reginald Davis versus Arkansas in 2015.
- Josh Kelly finished with a team-high nine receptions for 95 yards, giving him 19 receptions and 251 receiving yards over his first two career games as a Red Raider.
- Jacob Rodriguez shared the team lead in tackles with seven alongside Ben Roberts on Saturday. Rodriguez has led Texas Tech in tackles in each of the first two games.
- Chapman Lewis recorded his first career interception in the first quarter. It gave Tech the ball at its own 7-yard line with 14:43 left in the first quarter.

PREVIEW

RED RAIDERS


STAFF

'24 REVIEW

HISTORY

RECORDS

TEXAS TECH



▲ CAMERON DICKEY (33), a true freshman running back, scored his first career touchdown with a 12-yard reception from Behren Morton in the fourth quarter.

@TexasTechFB

143

GAME RECAPS

| Game 3, Sept. 14, 2024 | 1Q | 2Q | 3Q | 4Q | FINAL |
|------------------------|----|----|----|----|-------|
| North Texas (2-1)      | 7  | 0  | 7  | 7  | 21    |
| Texas Tech (2-1)       | 17 | 35 | 7  | 7  | 66    |

Jones AT&T Stadium | Lubbock, Texas | 11:03 a.m. CDT | 82° cloudy | FS1 | Attendance: 57,865

SCORING SUMMARY

| QTR | Time  | Team | Scoring Play                                      | Drive / Time |
|-----|-------|------|---|--------------|
| 1st | 10:17 | TTU  | Kelly 10 yd pass from Morton (Garcia kick)        | 8-65 / 3:04  |
|     | 5:12  | TTU  | Garcia 25 yd FG                                   | 8-65 / 3:55  |
|     | 05:05 | UNT  | Young 75 yd pass from (Nguma kick)                | 1-75 / 0:07  |
| 2nd | 00:52 | TTU  | Brooks 21 yd run (Burkhardt kick)                 | 9-75 / 4:13  |
|     | 10:22 | TTU  | Eakin 70 yd pass from Morton (Garcia kick)        | 2-80 / 0:40  |
|     | 09:50 | TTU  | Lux 44 yd INT (Burkhardt kick)                    | 0:32         |
|     | 09:30 | TTU  | Morton 10 yd run (Garcia kick)                    | 1-25 / 0:13  |
|     | 06:05 | TTU  | Miller II 45 yd pass from Morton (Burkhardt kick) | 4-75 / 1:41  |
|     | 03:08 | TTU  | Conyers 10 yd pass from Morton (Garcia kick)      | 6-30 / 2:47  |
| 3rd | 09:09 | UNT  | Aaron 15 yd pass from Morris (Nguma kick)         | 4-18 / 0:58  |
|     | 04:06 | TTU  | Williams 3 yd run (Burkhardt kick)                | 4-43 / 1:27  |
| 4th | 12:50 | TTU  | Dickey 1 yd run (Garcia kick)                     | 9-79 / 4:35  |
|     | 09:19 | UNT  | Porter 1 yd run (Nguma kick)                      | 8-75 / 3:31  |

| TEAM STATISTICS            | UNT     | TTU     |
|----------------------------|---------|---------|
| FIRST DOWNS                | 13      | 25      |
| RUSHES-YARDS (NET)         | 33-135  | 37-232  |
| PASSING YDS (NET)          | 218     | 354     |
| Passes Att-Comp-Int        | 17-31-3 | 24-34-1 |
| TOTAL OFFENSE PLAYS-YARDS  | 64-353  | 71-586  |
| Fumble Returns-Yards       | 0-0     | 0-0     |
| Punt Returns-Yards         | 3-47    | 2-6     |
| Kickoff Returns-Yards      | 2-43    | 0-0     |
| Interception Returns-Yards | 1-23    | 3-46    |
| Punts (Number-Avg)         | 6-42.8  | 4-45.5  |
| Fumbles-Lost               | 0-0     | 1-0     |
| Penalties-Yards            | 5-60    | 8-55    |
| Possession Time            | 27:29   | 32:31   |
| Third-Down Conversions     | 4 of 14 | 7 of 14 |
| Fourth-Down Conversions    | 2 of 3  | 1 of 1  |
| Red-Zone Scores-Chances    | 2-4     | 6-6     |
| Sacks By: Number-Yards     | 1-11    | 1-3     |



▲ BRAYLN LUX (0) logged his fourth career interception in the second quarter and returned it 44 yards for a touchdown to push Texas Tech's lead to 31-7 with 9:50 left in the half.

**RUSHING:** North Texas-Porter,Shane 7-31; McGill,Makenzie 7-28; Mestemaker,Drew 4-26; Harris,Damashja 6-22; Evans,Zach 5-10; Morris,Chandler 3-9; Koch,Kyle 1-9. Texas Tech-Brooks,Tahj 17-109; Dickey,Cameron 10-75; Williams,J'Koby 4-27; Brown,Cameran 2-11; Hammond,Will 2-11; Morton,Behren 2-minus 1.

**PASSING:** North Texas-Morris,Chandler 15-28-3-162; Mestemaker,Drew 2-3-0-56. Texas Tech-Morton,Behren 15-19-0-273; Brown,Cameran 4-8-1-11; Hammond,Will 5-7-0-70.

**RECEIVING:** North Texas-Evans,Zach 4-10; Harris,Damashja 4-7; Coleman,Miles 3-75; Ward Jr.,Damon 2-35; Young,Wyatt 1-75; Aaron,Jeremiah 1-15; Conwright,Blair 1-1; Hammond,Oscar 1-0. Texas Tech-Conyers,Jalin 4-36; Brown,Jordan 3-49; Hudson,Micah 3-43; Miller II,Johnc 2-55; Kelly,Josh 2-36; Douglas,Caleb 2-24; McCray,Drae 2-12; Dickey,Cameron 2-8; Eakin,Coy 1-70; Williams,J'Koby 1-10; Boyd,Brady 1-7; Turner,Tyson 1-4.

POSTGAME NOTES

- Texas Tech set the modern-era school record for the most points scored in the first half after leading 52-7 at the break. It was the most points in a first half since scoring 49 versus Indiana State on Sept. 24, 2005.
- Texas Tech won by 45 points, defeating North Texas 66-21. It was the Red Raiders' largest margin of victory since their 53-point win versus Murray State on Sept. 3, 2022.
- Behren Morton finished the game 15-of-19 (79% completion percentage) - all in the first half. Did not play in the second half. Recorded explosive passing plays of 70, 45 and 42 yards; it was the most explosive plays of 40 yards or better in Morton's career. Two of the three went for scores.
- Tahj Brooks rushed for 109 yards on 17 carries in the first half; did not see the field in the second half as Tech led 52-7 at the break.
- Returned an interception 44 yards for a touchdown in the second quarter. It was the first pick-6 for the Red Raiders since Malik Dunlap returned an interception for a touchdown on Sept. 16, 2023, versus Tarleton State.

GAME RECAPS

Game 4, Sept. 21, 2024

1Q2Q3Q4QFINAL

Arizona State (3-1, 0-1 Big 12)0106622

Texas Tech (3-1, 1-0 Big 12)1437630

Jones AT&T Stadium | Lubbock, Texas | 2:35 p.m. CDT | 87° cloudy | FS1 | Attendance: 58,795

SCORING SUMMARY

| QTR | Time  | Team | Scoring Play                                  | Drive / Time |
|-----|-------|------|---|--------------|
| 1st | 11:22 | TTU  | Miller II 5 yd pass from Morton               | 10-65 / 3:38 |
|     | 07:42 | TTU  | Kelly 20 yd pass from Morton (Burkhardt kick) | 6-38 / 2:11  |
| 2nd | 13:10 | ASU  | Hershey 34 yd field goal                      | 8-31 / 2:40  |
|     | 01:33 | ASU  | Leavitt 1 yd run (Hershey kick)               | 9-79 / 4:01  |
|     | 00:08 | TTU  | Garcia 30 yd field goal                       | 8-64 / 1:16  |
| 3rd | 08:14 | TTU  | Conyers 3 yd run (Garcia kick)                | 12-68 / 5:55 |
|     | 03:39 | ASU  | Skattebo 3 yd run (Hershey kick failed)       | 3-80 / 1:09  |
| 4th | 13:36 | TTU  | Burkhardt 40 yd field goal                    | 12-43 / 5:03 |
|     | 06:54 | TTU  | Garcia 39 yd field goal                       | 11-43 / 5:45 |
|     | 01:39 | ASU  | Skattebo 3 yd run (2pt failed)                | 10-67 / 2:13 |

TEAM STATISTICS

|                            | ASU     | TTU     |
|----------------------------|---------|---------|
| FIRST DOWNS                | 22      | 24      |
| RUSHES-YARDS (NET)         | 30-94   | 39-133  |
| PASSING YDS (NET)          | 282     | 201     |
| Passes Att-Comp-Int        | 22-38-1 | 24-44-0 |
| TOTAL OFFENSE PLAYS-YARDS  | 68-376  | 83-334  |
| Fumble Returns-Yards       | 0-0     | 0-0     |
| Punt Returns-Yards         | 0-0     | 2-12    |
| Kickoff Returns-Yards      | 2-26    | 2-39    |
| Interception Returns-Yards | 0-0     | 1-0     |
| Punts (Number-Avg)         | 3-43.3  | 5-42.0  |
| Fumbles-Lost               | 0-0     | 0-0     |
| Penalties-Yards            | 8-69    | 9-94    |
| Possession Time            | 25:49   | 34:11   |
| Third-Down Conversions     | 5 of 14 | 8 of 19 |
| Fourth-Down Conversions    | 0 of 3  | 0 of 0  |
| Red-Zone Scores-Chances    | 4-5     | 4-4     |
| Sacks By: Number-Yards     | 2-19    | 1-3     |

▲ TAHJ BROOKS (28) rushed for 117 yards on 27 carries against the Sun Devils, one of his 11 different 100-yard rushing performances in 2024.

POSTGAME NOTES

■ The win marked the 600th all-time victory for Texas Tech, which is now in its 100th season of football on campus. Among power conference schools founded after 1900, it ranked as the third-most wins nationally at the time, trailing only Miami (657) and UCLA (631).

■ The win marked Texas Tech starting 1-0 in Big 12 play two of the first three seasons with Joey McGuire at the helm.

■ With the win, Joey McGuire improved to 18-12 overall, the best record for a Texas Tech head coach through 30 games since Steve Sloan, who was 21-9 at the same point in his tenure over the 1975-77 seasons.

■ Led by Tahj Brooks, the Red Raiders rushed for 133 yards as a team. Arizona State entered the game allowing only 65.3 rushing yards per game.

■ Brooks moved to No. 5 all-time in career rushing yards (3,431) in program history. He surpassed DeAndre Washington (3,411).

■ Jalin Conyers scored his second career rushing touchdown out of the wildcat formation in the third quarter, giving Tech a 24-10 lead (8:14). It was his first career rushing touchdown since 2023 while a member of the Arizona State football team, scoring against Arizona.

■ After setting a career-high with 10 receptions versus Abilene Christian, Josh Kelly matched that record on Saturday with his second 10-reception game in his fourth game this season.

■ Ben Roberts led Texas Tech with 11 tackles in the win. He had eight tackles at halftime.

@TexasTechFB

145



GAME RECAPS

| Game 5, Sept. 28, 2024       | 1Q | 2Q | 3Q | 4Q | FINAL |
|------------------------------|----|----|----|----|-------|
| Cincinnati (3-2, 1-1 Big 12) | 14 | 10 | 3  | 14 | 41    |
| Texas Tech (4-1, 2-0 Big 12) | 10 | 14 | 10 | 10 | 44    |

Jones AT&T Stadium | Lubbock, Texas | 7:05 p.m. CDT | 84° sunny | ESPN2 | Attendance: 60,229

SCORING SUMMARY

| QTR | Time  | Team | Scoring Play                                  | Drive / Time |
|-----|-------|------|---|--------------|
| 1st | 11:33 | TTU  | Garcia 45 yd field goal                       | 8-38 / 3:22  |
|     | 07:35 | CIN  | Johnson 15 yd pass from Sorsby (Hawks kick)   | 7-68 / 3:52  |
|     | 04:59 | CIN  | Henderson 42 yd pass from Sorsby (Hawks kick) | 1-42 / 0:08  |
|     | 01:25 | TTU  | Eakin 7 yd pass from Morton (Garcia kick)     | 7-75 / 3:34  |
| 2nd | 13:27 | CIN  | Hawks 37 yd field goal                        | 5-12 / 2:04  |
|     | 10:32 | TTU  | Eakin 49 yd pass from Morton (Burkhardt kick) | 6-85 / 2:50  |
|     | 03:47 | CIN  | Pryor 1 yd run (Hawks kick)                   | 12-75 / 6:45 |
|     | 01:39 | TTU  | Brooks 1 yd run (Garcia kick)                 | 8-75 / 1:59  |
| 3rd | 12:27 | TTU  | Brooks 2 yd run (Garcia kick)                 | 6-38 / 1:52  |
|     | 06:39 | CIN  | Hawks 26 yd field goal                        | 11-72 / 5:42 |
|     | 00:53 | TTU  | Burkhardt 38 yd field goal                    | 13-55 / 5:46 |
|     | 03:24 | CIN  | Covey 3 yd pass from Sorsby (Hawks kick)      | 10-75 / 4:26 |
| 4th | 12:40 | TTU  | McCarty 51 yd INT (Garcia kick)               | 3:13         |
|     | 12:05 | CIN  | Covey 71 yd pass from Sorsby (Hawks kick)     | 2-75 / 0:35  |
|     | 07:50 | TTU  | Garcia 27 yd field goal                       | 9-66 / 4:15  |
|     | 03:24 | CIN  | Covey 3 yd pass from Sorsby (Hawks kick)      | 10-75 / 4:26 |

TEAM STATISTICS

|                            | UC      | TTU     |
|----------------------------|---------|---------|
| FIRST DOWNS                | 29      | 21      |
| RUSHES-YARDS (NET)         | 33-129  | 36-231  |
| PASSING YDS (NET)          | 426     | 251     |
| Passes Att-Comp-Int        | 31-45-1 | 19-29-0 |
| TOTAL OFFENSE PLAYS-YARDS  | 78-555  | 65-482  |
| Fumble Returns-Yards       | 0-0     | 0-0     |
| Punt Returns-Yards         | 0-0     | 1-3     |
| Kickoff Returns-Yards      | 2-47    | 4-72    |
| Interception Returns-Yards | 0-0     | 1-51    |
| Punts (Number-Avg)         | 1-43.0  | 1-37.0  |
| Fumbles-Lost               | 2-1     | 1-1     |
| Penalties-Yards            | 2-10    | 5-37    |
| Possession Time            | 32:01   | 27:59   |
| Third-Down Conversions     | 7 of 12 | 9 of 14 |
| Fourth-Down Conversions    | 2 of 2  | 0 of 1  |
| Red-Zone Scores-Chances    | 5-5     | 5-5     |
| Sacks By: Number-Yards     | 0-0     | 1-2     |



▲ COY EAKIN (8) hauled in three catches for 78 yards, including two touchdowns in the Red Raiders' come-from-behind win against the Bearcats.

**RUSHING:** Cincinnati-Sorsby,Brendan 12-52; Pryor,Evan 8-46; Covey,Manny 8-15; Kiner,Corey 3-9; Jackson Jr.,Bar 1-6; Dawson,Victor 1-1. Texas Tech-Brooks,Tahj 32-172; Morton,Behren 3-46; Conyers,Jalin 1-13.

**PASSING:** Cincinnati-Sorsby,Brendan 31-45-1-426. Texas Tech-Morton,Behren 19-29-0-251.

**RECEIVING:** Cincinnati-Henderson,Xzavi 7-127; Royer,Joe 7-66; Covey,Manny 6-100; Johnson,Tony 5-61; Mayes,Jamoi 5-56; Pryor,Evan 1-16. Texas Tech-Kelly,Josh 8-111; McCray,Drae 5-39; Eakin,Coy 3-78; Tharp,Mason 1-16; Douglas,Caleb 1-4; Conyers,Jalin 1-3.

POSTGAME NOTES

- Texas Tech fell behind 14-3 in the first quarter before coming back to win. The game was tied 24-24 after Cincinnati missed a 42-yarder to close the half. It marked the Red Raiders' 27th double-digit come-from-behind win since 2000, and improved the 2024 Red Raiders to 2-0 in Big 12 play.
- The game marked the first matchup against the Bearcats since Sept. 21, 1968, and was the first Big 12 game between the two programs since UC joined the league in the summer of 2023.
- A.J. McCarty returned an interception 51 yards for a touchdown, marking the second pick-six of the season for the Red Raiders, joining the Bralyn Lux pick-six versus North Texas. It was the second pick-six of Lux's career, as he previously picked off former Red Raider quarterback Tyler Shough for a touchdown while with Baylor in 2022. It was also the first season the Red Raiders returned a pair of interceptions for touchdowns in the same season since 2021, when Riko Jeffers and Marquis Waters did so.
- Tahj Brooks recorded the second-most rushing yards in a game in his career, logging 172 yards.
- Ben Roberts led Texas Tech with 12 tackles. It was his second-straight game with double-digit tackles.

SEASON REVIEW

2025 Red Raider Football

GAME RECAPS

Game 6, Oct. 5, 2024

|                              | 1Q | 2Q | 3Q | 4Q | FINAL |
|------------------------------|----|----|----|----|-------|
| Texas Tech (5-1, 3-0 Big 12) | 7  | 11 | 0  | 10 | 28    |
| Arizona (3-2, 1-1 Big 12)    | 3  | 0  | 13 | 6  | 22    |

Arizona Stadium | Tucson, Ariz. | 8:10 p.m. MST | 89° clear | FOX | Attendance: 45,773

SCORING SUMMARY

| QTR | Time  | Team | Scoring Play                     | Drive / Time |
|-----|-------|------|----------------------------------|--------------|
| 1st | 05:38 | TTU  | Brooks 3 yd run (Garcia kick)    | 5-61 / 2:27  |
|     | 00:22 | UA   | Loop 47 yd field goal            | 11-46 / 5:16 |
| 2nd | 01:38 | TTU  | Brooks 9 yd run (Miller II rush) | 6-30 / 1:13  |
|     | 00:00 | TTU  | Garcia 30 yd field goal          | 4-68 / 0:31  |
| 3rd | 09:29 | UA   | Loop 40 yd field goal            | 9-56 / 2:56  |
|     | 06:46 | UA   | Loop 30 yd field goal            | 7-20 / 2:08  |
|     | 01:10 | UA   | Conley 3 yd run (Loop kick)      | 8-72 / 4:37  |
| 4th | 10:07 | UA   | Loop 37 yd field goal            | 6-25 / 4:41  |
|     | 02:21 | TTU  | Garcia 41 yd field goal          | 8-46 / 2:31  |
|     | 01:53 | TTU  | Brooks 32 yd run (Garcia kick)   | 3-43 / 0:19  |
|     | 00:54 | UA   | Loop 52 yd field goal            | 8-41 / 0:59  |

TEAM STATISTICS

|                            | TTU     | UA      |
|----------------------------|---------|---------|
| FIRST DOWNS                | 14      | 25      |
| RUSHES-YARDS (NET)         | 29-117  | 30-121  |
| PASSING YDS (NET)          | 214     | 301     |
| Passes Att-Comp-Int        | 17-29-0 | 28-49-2 |
| TOTAL OFFENSE PLAYS-YARDS  | 58-331  | 79-422  |
| Fumble Returns-Yards       | 0-0     | 0-0     |
| Punt Returns-Yards         | 6-56    | 3-20    |
| Kickoff Returns-Yards      | 0-0     | 1-3     |
| Interception Returns-Yards | 2-20    | 0-0     |
| Punts (Number-Avg)         | 7-42.1  | 3-43.3  |
| Fumbles-Lost               | 2-2     | 2-1     |
| Penalties-Yards            | 6-56    | 3-20    |
| Possession Time            | 23:39   | 36:21   |
| Third-Down Conversions     | 2 of 11 | 3 of 14 |
| Fourth-Down Conversions    | 0 of 0  | 1 of 2  |
| Red-Zone Scores-Chances    | 3-3     | 3-4     |
| Sacks By: Number-Yards     | 2-24    | 2-25    |

RUSHING:

Texas Tech-Brooks,Tahj 21-128; McCray,Drae 1-13; Dickey,Cameron 1-1; TEAM 2-minus 2; Morton,Behren 4-minus 23. Arizona-Conley,Quali 14-97; Reescano,Kedric 10-20; Fifita,Noah 6-4.

PASSING: Texas Tech-Morton,Behren 17-29-0-214. Arizona-Fifita, Noah 28-49-2-301.

RECEIVING: Texas Tech-Douglas,Caleb 5-116; Kelly,Josh 5-27; Conyers,Jalin 2-14; Eakin,Coy 2-12; Hudson,Micah 1-38; Tharp,Mason 1-9; Brooks,Tahj 1-minus 2. Arizona-McMillan,Tetair 8-161; Conley,Quali 7-39; Burnett,Keyan 5-46; Lemonious-Craig 3-33; Patterson,Jerem 3-18; Olson,Sam 2-4.

POSTGAME NOTES

- The win marked Texas Tech's fourth consecutive victory, and the Red Raiders' second four-game winning streak under Joey McGuire; the team finished the 2022 season with four straight wins.
- The victory improved the Red Raiders to 3-0 in Big 12 play for the first time since 2013.
- Texas Tech improved to a 27-5-2 all-time record against Arizona. It was the first matchup against the Wildcats since Sept. 14, 2019, but the first conference matchup between the two programs since Nov. 7, 1959, when Texas Tech and Arizona were both members of the Border Conference.
- The Red Raiders are off to their first 5-1 start since the 2013 season.
- Texas Tech's red zone defense held Arizona to 13 points on four trips. The Wildcats kicked two field goals and turned the ball over on downs while allowing one touchdown.
- Texas Tech flipped three Arizona turnovers into 18 points. They turned two turnovers in the first half into 11 points, turning its first interception into a touchdown (and a 2-point conversion) and the next into a field goal as time expired in the first half. Texas Tech converted its fumble recovery in the fourth quarter to seven more points.
- Behren Morton continues to take care of the football with his fourth straight zero-interception game. Tech is 4-0 in those games. He's had 134 consecutive attempts without an interception through Saturday's game at Arizona.
- Tahj Brooks had three rushing touchdowns, matching a career-high.

PREVIEW

RED RAIDERS


STAFF

'24 REVIEW

HISTORY

RECORDS

TEXAS TECH



▲ JACOB RODRIGUEZ (10) was named the Chuck Bednarik Player of the Week, recognizing the most outstanding defensive player of the week nationally, after his 13 tackles, 1.0 sacks, 1.0 tackle for loss, a key forced fumble and a pass breakup that led to an interception versus Arizona.

@TexasTechFB

147

GAME RECAPS

| Game 7, Oct. 19, 2024        | 1Q | 2Q | 3Q | 4Q | FINAL |
|------------------------------|----|----|----|----|-------|
| Baylor (3-4, 1-3 Big 12)     | 7  | 17 | 14 | 21 | 59    |
| Texas Tech (5-2, 3-1 Big 12) | 7  | 7  | 7  | 14 | 35    |

Jones AT&T Stadium | Lubbock, Texas | 3:05 p.m. CDT | 70° cloudy | ESPN2 | Attendance: 60,229

SCORING SUMMARY

| QTR | Time  | Team | Scoring Play                                     | Drive / Time |
|-----|-------|------|--|--------------|
| 1st | 05:54 | BU   | Washington 1 yd run (Hankins)                    | 4-60 / 0:51  |
|     | 01:47 | TTU  | Douglas 12 yd pass from Morton (Garcia kick)     | 8-65 / 4:07  |
| 2nd | 11:44 | BU   | Washington 1 yd run (Hankins kick)               | 1-1 / 0:08   |
|     | 10:30 | BU   | Hankins 31 yd field goal                         | 4-5 / 1:02   |
|     | 01:54 | TTU  | Douglas 20 yd pass from Conyers (Burkhardt kick) | 10-80 / 4:11 |
|     | 00:04 | BU   | Cameron 6 yd pass from Robertson (Hankins kick)  | 9-75 / 1:50  |
| 3rd | 11:15 | TTU  | Brooks 31 yd run (Garcia kick)                   | 7-86 / 3:01  |
|     | 06:17 | BU   | Cameron 11 yd pass from Robertson (Hankins kick) | 9-75 / 4:58  |
|     | 03:08 | BU   | Presley 35 yd pass from Robertson (Hankins kick) | 3-49 / 0:53  |
|     | 13:02 | BU   | Baldwin 24 yd pass from Robertson (Hankins kick) | 5-86 / 2:01  |
| 4th | 09:41 | BU   | Cameron 12 yd pass from Robertson (Hankins kick) | 4-30 / 2:19  |
|     | 06:31 | TTU  | Williams 18 yd pass from Morton (2pt failed)     | 12-75 / 3:10 |
|     | 05:40 | BU   | Finn 34 yd run (Hankins kick)                    | 4-43 / 0:50  |
|     | 02:01 | TTU  | Douglas 7 yd pass from Morton (2 pt converted)   | 10-75 / 3:39 |



▲ CALEB ROGERS (76) and JALIN CONYERS (12) celebrate a 20-yard touchdown pass by Conyers, the tight end and former high school quarterback, in the second quarter.

| TEAM STATISTICS            | BU      | TTU     |
|----------------------------|---------|---------|
| FIRST DOWNS                | 23      | 29      |
| RUSHES-YARDS (NET)         | 33-255  | 35-149  |
| PASSING YDS (NET)          | 274     | 306     |
| Passes Att-Comp-Int        | 21-32-0 | 34-50-1 |
| TOTAL OFFENSE PLAYS-YARDS  | 65-529  | 85-455  |
| Fumble Returns-Yards       | 0-0     | 0-0     |
| Punt Returns-Yards         | 2-74    | 1-0     |
| Kickoff Returns-Yards      | 1-18    | 4-30    |
| Interception Returns-Yards | 1-9     | 0-0     |
| Punts (Number-Avg)         | 4-49.0  | 5-40.4  |
| Fumbles-Lost               | 1-0     | 2-1     |
| Penalties-Yards            | 8-90    | 5-40    |
| Possession Time            | 24:07   | 35:53   |
| Third-Down Conversions     | 5 of 12 | 6 of 17 |
| Fourth-Down Conversions    | 2 of 2  | 5 of 6  |
| Red-Zone Scores-Chances    | 6-6     | 4-4     |
| Sacks By: Number-Yards     | 2-14    | 0-0     |

**RUSHING:** Baylor-Washington,Brys 10-116; Finn,Dequan 2-40; Pendergrass,Daw 7-36; Bell,Jamaal 3-25; Reese,Richard 6-20; Robertson,Sawye 4-16; Baldwin,Monaray 1-2. Texas Tech-Brooks,Tahj 25-125; Dickey,Cameron 4-21; Morton,Behren 6-3.

**PASSING:** Baylor-Robertson,Sawye 21-32-0-274. Texas Tech-Morton,Behren 33-49-1-286; Conyers,Jalin 1-1-0-20.

**RECEIVING:** Baylor-Cameron,Josh 6-75; Hawkins,Ashtyn 6-69; Washington,Brys 3-24; Baldwin,Monaray 2-26; Presley,Hal 1-35; Reese,Richard 1-24; Trigg,Michael 1-19; Pendergrass,Daw 1-2. Texas Tech-Douglas,Caleb 9-99; Kelly,Josh 9-76; Brooks,Tahj 4-22; Eakin,Coy 3-20; Hudson,Micah 2-38; Williams,J"Koby 2-22; Brown,Jordan 2-11; Miller II,Johnc 1-13; McCray,Drae 1-5; Dickey,Cameron 1-0.

POSTGAME NOTES

- The loss snapped Texas Tech's four-game winning streak, dating back to the Red Raiders' Sept. 7, 2024, loss at Washington State.
- The game marked the third sellout crowd this season, as well as back-to-back home sellouts.
- The 24-point loss (59-35) was the most lopsided loss at home suffered by Texas Tech since falling to Baylor by 28 points (45-17) in the Bears' last visit to Jones AT&T Stadium on Oct. 29, 2022.
- Tech dropped to 8-2 in Behren Morton's career in games he started and finished at Jones AT&T Stadium. Both losses are against Baylor, dating back to his third career start while a redshirt freshman.
- Jalin Conyers tossed a 20-yard touchdown pass; it marked the first career TD throw as a college player for the former high school gunslinger.
- Drae McCray surpassed 1,000 career kick return yards at Texas Tech in just his second season; finished with four returns for 30 yards, totaling 1,026, becoming the seventh player in program history to accumulate 1,000 or more kick return yards.

SEASON REVIEW

2025 Red Raider Football

GAME RECAPS

Game 8, Oct. 26, 2024

|                              | 1Q | 2Q | 3Q | 4Q | FINAL |
|------------------------------|----|----|----|----|-------|
| Texas Tech (5-3, 3-2 Big 12) | 3  | 14 | 14 | 3  | 34    |
| TCU (5-3, 3-2 Big 12)        | 14 | 0  | 7  | 14 | 35    |

Amon G. Carter Stadium | Fort Worth, Texas | 2:35 p.m. CDT | 82° sunny | FOX | Attendance: 42,144


SCORING SUMMARY

| QTR | Time  | Team | Scoring Play                                       | Drive / Time |
|-----|-------|------|--|--------------|
| 1st | 10:48 | TCU  | Williams 35 yd run (Lemmermann kick)               | 9-75 / 4:12  |
|     | 01:45 | TTU  | Garcia 38 yd field goal                            | 7-21 / 3:15  |
|     | 01:31 | TCU  | Williams 75 yd pass from Hoover (Lemmermann kick)  | 1-75 / 0:14  |
| 2nd | 13:09 | TTU  | Burkhardt 4 yd run (Burkhardt kick)                | 4-4 / 0:53   |
|     | 10:44 | TTU  | Brooks 4 yd run (Garcia kick)                      | 3-59 / 0:50  |
| 3rd | 12:21 | TTU  | Eakin 13 yd pass from Hammond (Burkhardt kick)     | 6-78 / 2:33  |
|     | 06:33 | TTU  | Hammond 4 yd run (Garcia kick)                     | 10-50 / 4:34 |
|     | 03:07 | TCU  | Payne 1 yd run (Lemmermann kick)                   | 9-75 / 3:19  |
| 4th | 11:13 | TTU  | Garcia 24 yd field goal                            | 13-73 / 6:46 |
|     | 08:42 | TCU  | Rogers 8 yd pass from Hoover (Lemmermann kick)     | 6-75 / 2:31  |
|     | 05:10 | TCU  | McAlister 84 yd pass from Hoover (Lemmermann kick) | 2-89 / 0:36  |

TEAM STATISTICS

|                            | TTU     | TCU     |
|----------------------------|---------|---------|
| FIRST DOWNS                | 25      | 18      |
| RUSHES-YARDS (NET)         | 50-180  | 27-117  |
| PASSING YDS (NET)          | 258     | 344     |
| Passes Att-Comp-Int        | 23-38-0 | 21-32-2 |
| TOTAL OFFENSE PLAYS-YARDS  | 88-438  | 59-461  |
| Fumble Returns-Yards       | 0-0     | 0-0     |
| Punt Returns-Yards         | 0-0     | 2-6     |
| Kickoff Returns-Yards      | 5-99    | 1-22    |
| Interception Returns-Yards | 2-0     | 0-0     |
| Punts (Number-Avg)         | 5-42.4  | 4-34.5  |
| Fumbles-Lost               | 5-2     | 1-1     |
| Penalties-Yards            | 6-45    | 5-40    |
| Possession Time            | 37:25   | 22:35   |
| Third-Down Conversions     | 8 of 20 | 3 of 9  |
| Fourth-Down Conversions    | 2 of 2  | 0 of 1  |
| Red-Zone Scores-Chances    | 6-6     | 2-2     |
| Sacks By: Number-Yards     | 3-17    | 2-7     |

▲ CALEB DOUGLAS (5) shined in the Red Raiders' 35-34 loss at TCU, setting a career-high in receiving yards (140) while matching his career-high for receptions (9).



RUSHING:

Texas Tech-Brooks,Tahj 30-121; Williams,J'Koby 8-42; Hammond,Will 8-16; Burkhardt,Reese 1-4; Morton,Behren 3-minus 3. TCU-Wil- liams,Savion 11-72; Cook,Cam 1-19; Payne,Jeremy 3-17; Battle,Trent 7-10; Hoover,Josh 5-minus 1.

PASSING:

Texas Tech-Morton,Behren 13-22-0-137; Hammond,Will 10-15-0-121; Eakin,Coy 0-1-0-0. TCU-Hoover,Josh 21-32-2-344.

RECEIVING:

Texas Tech-Douglas,Caleb 9-140; Kelly,Josh 7-19; Eakin,Coy 4-56; Conyers,Jalin 1-25; Sharp,Mason 1-9; Brooks,Tahj 1-1; Brown,Jordan 0-8. TCU-Bech,Jack 4-77; Richardson,JP 4-35; Dabney,Drake 4-32; Williams,Savion 3-81; Rogers,DJ 3-15; Payne,Jeremy 2-20; McAlister,Eric 1-84.

POSTGAME NOTES

- Texas Tech lost consecutive games for the first time in 2024, marking the Red Raiders' first string of back-to-back losses since falling to both Kansas State and BYU midway through the 2023 season. Despite the loss, the Red Raiders' 5-3 start after eight games remained their best start over the last 10 years.
- It was the Red Raiders' third-straight loss to TCU in games played in Fort Worth ('20, '22, '24). It narrowed the Red Raiders' all-time series advantage against TCU to 33-31-3 after the 67th meeting in the series.
- Tech lost its first game under Joey McGuire when forcing three or more takeaways. The Red Raiders were previously 6-0 in those games.
- Texas Tech was in its fifth one-possession game versus TCU, after only eight games in 2024. Previously undefeated, the Red Raiders dropped to 4-1 in one-possession games in 2024, while McGuire dropped to 11-4 in his career in one-possession games.
- The Texas Tech defense allowed two of its three most explosive plays through its first eight games. It surrendered a 75-yard strike in the first quarter, matching the longest play allowed in 2024 (75-yd play to UNT), followed by a fourth-quarter 84-yard pass that put the Horned Frogs in front (35-34), setting a new high.
- True freshman quarterback Will Hammond saw the first significant action of his career playing the entirety of the second half due to an injury to starter Behren Morton at the close of the first half. Hammond led the offense to points on his first three drives - the third being a field goal.

PREVIEW

RED RAIDERS

STAFF

'24 REVIEW

HISTORY

RECORDS

TEXAS TECH

@TexasTechFB

149



GAME RECAPS

| Game 9, Nov. 2, 2024                | 1Q | 2Q | 3Q | 4Q | FINAL |
|-------------------------------------|----|----|----|----|-------|
| Texas Tech (6-3, 4-2 Big 12)        | 10 | 0  | 7  | 6  | 23    |
| #11/10 Iowa State (7-1, 4-1 Big 12) | 3  | 10 | 0  | 9  | 22    |

Jack Trice Stadium | Ames, Iowa | 2:30 p.m. CDT | 53° overcast | ESPN | Attendance: 61,500

SCORING SUMMARY

| QTR | Time  | Team | Scoring Play                                  | Drive / Time |
|-----|-------|------|---|--------------|
| 1st | 12:16 | TTU  | Kelly 35 yd pass from Morton (Garcia kick)    | 7-72 / 2:39  |
|     | 08:33 | ISU  | Konrardy 49 yd field goal                     | 10-44 / 3:43 |
|     | 03:51 | TTU  | Garcia 44 yd field goal                       | 10-49 / 4:42 |
| 2nd | 09:25 | ISU  | Konrardy 37 yd field goal                     | 7-37 / 2:58  |
|     | 00:04 | ISU  | Higgins 20 yd pass from Becht (Konrardy kick) | 4-50 / 0:26  |
| 3rd | 01:56 | TTU  | Kelly 19 yd pass from Morton (Garcia kick)    | 12-98 / 3:49 |
| 4th | 12:23 | ISU  | Konrardy 21 yd field goal                     | 10-72 / 4:33 |
|     | 02:11 | ISU  | Brown 44 yd pass from Becht (2pt failed)      | 5-65 / 2:20  |
|     | 00:20 | TTU  | Brooks 5 yd run (2pt failed)                  | 12-71 / 1:46 |

TEAM STATISTICS

|                            | TTU     | ISU     |
|----------------------------|---------|---------|
| FIRST DOWNS                | 21      | 23      |
| RUSHES-YARDS (NET)         | 34-129  | 38-133  |
| PASSING YDS (NET)          | 237     | 299     |
| Passes Att-Comp-Int        | 21-40-2 | 22-38-1 |
| TOTAL OFFENSE PLAYS-YARDS  | 74-366  | 76-432  |
| Fumble Returns-Yards       | 0-0     | 0-0     |
| Punt Returns-Yards         | 0-0     | 1-13    |
| Kickoff Returns-Yards      | 5-101   | 0-0     |
| Interception Returns-Yards | 1-0     | 2-2     |
| Punts (Number-Avg)         | 5-39.2  | 3-41.3  |
| Fumbles-Lost               | 1-0     | 3-1     |
| Penalties-Yards            | 10-84   | 8-59    |
| Possession Time            | 25:43   | 34:17   |
| Third-Down Conversions     | 6 of 15 | 5 of 16 |
| Fourth-Down Conversions    | 1 of 2  | 1 of 2  |
| Red-Zone Scores-Chances    | 2-2     | 3-3     |
| Sacks By: Number-Yards     | 2-6     | 3-16    |



▲ BEHREN MORTON (2) orchestrated a 12-play, 71-yard game-winning drive that included an eight-yard pass to Josh Kelly on 4th-and-7 from near midfield before Tahj Brooks punched the ball in from five yards on 2nd-and-Goal led by Jalin Conyers out of the wildcat formation.

**RUSHING:** Texas Tech-Brooks,Tahj 25-122; Morton,Behren 8-6; Williams,J'Koby 1-1. Iowa State-Sama,Abu 13-74; Hansen,Carson 11-46; Jackson,-Jaylon 6-12; Becht,Rocco 8-1.

**PASSING:** Texas Tech-Morton,Behren 21-40-2-237. Iowa State-Becht,Rocco 22-38-1-299.

**RECEIVING:** Texas Tech-Kelly,Josh 8-127; Douglas,Caleb 5-35; Eakin,Coy 2-32; Tharp,Mason 2-18; Brooks,Tahj 2-10; Brown,Jordan 1-13; Williams,J'Koby 1-2. Iowa State-Higgins,Jayden 10-140; Noel,Jaylin 5-44; Burkle,Gabe 4-45; Brown,Carson 1-44; Moore,Tyler 1-18; Hansen,Carson 1-8.

POSTGAME NOTES

- Texas Tech secured its first win against a top-10 team on the road since 2011, dating back to shocking No. 1 Oklahoma on Oct. 22, 2011. Furthermore, it was the first win, at home or on the road, against an opponent ranked in the Top 10 since defeating No. 4 West Virginia in Lubbock on Oct. 13, 2012.
- By earning its sixth win, Texas Tech clinched its fourth-consecutive bowl appearance and the 42nd bowl appearance in program history.
- The Cyclones have provided bowl eligibility (Tech earning its sixth win) twice in the last three years under Joey McGuire ('22, '24), and bowl eligibility three times over the last four seasons overall dating back to 2021 when Jonathan Garibay connected on a dramatic 62-yard game-winning field goal to lift the Red Raiders past Iowa State for its sixth win at Jones AT&T Stadium that year.
- Texas Tech snapped Iowa State's 25-game winning streak when owning a lead at halftime.
- Texas Tech was in its sixth one-possession game on Saturday after only nine games this season. The Red Raiders improved to 5-1 in one-possession games this season while McGuire improved to 12-4 in his career in those games.
- Texas Tech passed for 237 yards against an Iowa State defense entering the game, allowing 133.7 passing yards per game - the second-lowest average in the FBS.
- Tahj Brooks eclipsed 4,000 career rushing yards during the Iowa State contest. He became one of three Texas Tech running backs in school history to reach the 4,000-yard career milestone, joining Byron Hanspard (4,219) and James Gray (4,066).
- Jacob Rodriguez recorded a career-high 2.0 sacks and a career-high 2.5 tackles for a loss while leading the Red Raiders with 13 tackles to match a career-high. It was his fifth double-digit tackle performance in 2024.

GAME RECAPS

| Game 10, Nov. 9, 2024             | 1Q | 2Q | 3Q | 4Q | FINAL |
|-----------------------------------|----|----|----|----|-------|
| #21/24 Colorado (7-2, 5-1 Big 12) | 0  | 10 | 21 | 10 | 41    |
| Texas Tech (6-4, 4-3 Big 12)      | 13 | 0  | 7  | 7  | 27    |

Jones AT&T Stadium | Lubbock, Texas | 3:05 p.m. CST | 60° sunny | FOX | Attendance: 60,229

SCORING SUMMARY

| QTR | Time  | Team | Scoring Play                                 | Drive / Time |
|-----|-------|------|--|--------------|
| 1st | 13:50 | TTU  | Conyers 17 yd pass from Morton (Garcia kick) | 4-54 / 1:04  |
|     | 07:04 | TTU  | Garcia 53 yd field goal                      | 9-43 / 4:03  |
|     | 02:28 | TTU  | Garcia 39 yd field goal                      | 8-32 / 3:33  |
| 2nd | 07:33 | CU   | Wester 23 yd pass from Sanders (Mata kick)   | 6-58 / 2:28  |
|     | 00:30 | CU   | Mata 25 yd field goal                        | 12-74 / 4:11 |
| 3rd | 11:00 | CU   | Sanders 7 yd run (Mata kick)                 | 9-75 / 4:00  |
|     | 07:52 | TTU  | Brooks 2 yd run (Garcia kick)                | 9-66 / 3:03  |
|     | 04:25 | CU   | Sheppard 5 yd pass from Sanders (Mata kick)  | 7-73 / 3:22  |
|     | 01:18 | CU   | Hunter 24 yd pass from Sanders (Mata kick)   | 4-31 / 1:58  |
| 4th | 09:46 | CU   | Mata 33 yd field goal                        | 5-24 / 1:49  |
|     | 02:12 | TTU  | Conyers 21 yd pass from Morton (Garcia kick) | 6-43 / 1:32  |
|     | 00:51 | CU   | Sanders 6 yd fumble return (Mata kick)       | 0:12         |

TEAM STATISTICS

|                            | CU      | TTU      |
|----------------------------|---------|----------|
| FIRST DOWNS                | 22      | 25       |
| RUSHES-YARDS (NET)         | 27-60   | 46-113   |
| PASSING YDS (NET)          | 291     | 275      |
| Passes Att-Comp-Int        | 30-43-0 | 24-41-1  |
| TOTAL OFFENSE PLAYS-YARDS  | 70-351  | 87-388   |
| Fumble Returns-Yards       | 1-6     | 0-0      |
| Punt Returns-Yards         | 0-0     | 2-18     |
| Kickoff Returns-Yards      | 3-47    | 6-154    |
| Interception Returns-Yards | 1-12    | 0-0      |
| Punts (Number-Avg)         | 8-38.5  | 3-43.7   |
| Fumbles-Lost               | 1-0     | 2-2      |
| Penalties-Yards            | 14-106  | 9-80     |
| Possession Time            | 29:36   | 30:24    |
| Third-Down Conversions     | 2 of 13 | 10 of 20 |
| Fourth-Down Conversions    | 1 of 1  | 1 of 4   |
| Red-Zone Scores-Chances    | 5-5     | 3-5      |
| Sacks By: Number-Yards     | 7-56    | 3-21     |



▲ **BIG NOON KICKOFF**, the popular FOX traveling pregame show, made its first appearance in Lubbock. Fans filled the green space student tailgating location immediately west of Jones AT&T Stadium before sunrise in anticipation of the Red Raiders' showdown versus Colorado.

**RUSHING:** Colorado-Augustave,Isaia 10-32; Hayden,Dallan 6-17; Sanders,Shedeur 9-16; Miller,Drelon 1-minus 1; TEAM 1-minus 4. Texas Tech-Brooks,Tahj 31-137; Williams,J'Koby 4-12; Morton,Behren 11-minus 36.

**PASSING:** Colorado-Sanders,Shedeur 30-43-0-291. Texas Tech-Morton,Behren 24-40-1-275; Llewellyn,Jason 0-1-0-0.

**RECEIVING:** Colorado-Hunter,Travis 9-99; Sheppard,Will 8-79; Wester,LaJohnta 6-82; Augustave,Isaia 3-21; Hayden,Dallan 2-minus 5; Smalls,Sav'ell 1-10; Miller,Drelon 1-5. Texas Tech-Kelly,Josh 8-106; Brooks,Tahj 4-51; Eakin,Coy 4-40; Conyers,Jalin 3-50; Douglas,Caleb 3-16; Brown,Jordan 1-7; Miller II,Johnc 1-5.

POSTGAME NOTES

- Texas Tech debuted its "Mahomes Strategy uniform" in the contest versus Colorado, which was a metallic gray helmet, jersey and pants with power red accents. adidas and Patrick Mahomes unveiled the new Texas Tech football uniform that also featured Mahomes' signature "Gladiator" logo — one of the first times in history that an athlete's personal brand has been included in official on-field apparel.
- Texas Tech's loss represented just the fifth loss at Jones AT&T Stadium in the Joey McGuire era (14-5) and the first time in his career suffering back-to-back home losses (lost to Baylor, Oct. 19).
- Texas Tech trailed the turnover margin with three giveaways versus zero takeaways.
- Tahj Brooks surpassed Byron Hanspard (1994-96) as Texas Tech's all-time leading rusher; with 137 rushing yards versus the Buffs, Brooks moved past Hanspard's 4,219 career yards, upping his total to 4,236 career rushing yards.
- Josh Kelly finished with eight receptions and 106 yards; he surpassed 3,000 career receiving yards in the contest.
- Jacob Rodriguez set a new career-high for tackles with 17. His 17-tackle performance was the first 15-plus tackle game by a Red Raider since 2022, when Krishon Merriweather's 17 versus Oklahoma State.
- It was the first meeting against Colorado since Oct. 23, 2010, a 27-24 win for the Red Raiders in Boulder, which marked the Buffaloes' final season of their first stint as Big 12 Conference members.

GAME RECAPS

| Game 11, Nov. 23, 2024           | 1Q | 2Q | 3Q | 4Q | FINAL |
|----------------------------------|----|----|----|----|-------|
| Texas Tech (7-4, 5-3 Big 12)     | 14 | 7  | 14 | 21 | 56    |
| Oklahoma State (3-8, 0-8 Big 12) | 7  | 7  | 14 | 20 | 48    |

Boone Pickens Stadium | Stillwater, Oklahoma | 2:33 p.m. CST | 72° sunny | ESPN+ | Attendance: 52,202

SCORING SUMMARY

| QTR | Time  | Team | Scoring Play                                 | Drive / Time |
|-----|-------|------|--|--------------|
| 1st | 13:27 | TTU  | Douglas 9 yd pass from Morton (Garcia kick)  | 6-75 / 1:29  |
|     | 04:04 | TTU  | Tharp 8 yd pass from Morton (Garcia kick)    | 14-91 / 5:29 |
|     | 00:23 | OSU  | Gordon II 68 yd run (Ward kick)              | 3-91 / 1:12  |
| 2nd | 05:23 | OSU  | Gordon II 1 yd run (Ward kick)               | 7-45 / 2:57  |
|     | 00:05 | TTU  | Brooks 25 yd pass from Morton (Garcia kick)  | 12-92 / 2:13 |
|     | 13:14 | OSU  | Gordon II 2 yd run (Ward kick)               | 5-75 / 1:46  |
| 3rd | 10:26 | TTU  | Conyers 32 yd pass from Morton (Garcia kick) | 9-81 / 2:43  |
|     | 08:47 | OSU  | Smith 13 yd run (Ward kick)                  | 4-75 / 1:39  |
|     | 06:12 | TTU  | Brooks 2 yd run (Garcia kick)                | 6-18 / 2:30  |
| 4th | 13:19 | OSU  | Stribling 14 yd pass from Smith (Ward kick)  | 5-43 / 1:50  |
|     | 10:42 | TTU  | Brooks 40 yd run (Garcia kick)               | 5-69 / 2:32  |
|     | 08:37 | OSU  | Fields Jr. 19 yd run (Ward kick)             | 5-65 / 2:05  |
|     | 06:12 | TTU  | Brooks 1 yd run (Garcia kick)                | 7-53 / 2:17  |
|     | 04:45 | TTU  | Rodriguez 0 yd fumble return (Garcia kick)   | 1:21         |
|     | 02:35 | OSU  | Owens 10 yd pass from Smith (2pt failed)     | 8-69 / 2:06  |

TEAM STATISTICS

|                            | TTU      | OSU     |
|----------------------------|----------|---------|
| FIRST DOWNS                | 30       | 32      |
| RUSHES-YARDS (NET)         | 39-139   | 31-165  |
| PASSING YDS (NET)          | 401      | 343     |
| Passes Att-Comp-Int        | 37-53-1  | 27-36-1 |
| TOTAL OFFENSE PLAYS-YARDS  | 92-540   | 67-508  |
| Fumble Returns-Yards       | 1-0      | 0-0     |
| Punt Returns-Yards         | 0-0      | 2-4     |
| Kickoff Returns-Yards      | 5-130    | 3-27    |
| Interception Returns-Yards | 1-9      | 1-20    |
| Punts (Number-Avg)         | 4-42.2   | 4-41.5  |
| Fumbles-Lost               | 1-0      | 3-1     |
| Penalties-Yards            | 9-103    | 6-68    |
| Possession Time            | 32:51    | 27:05   |
| Third-Down Conversions     | 14 of 22 | 2 of 9  |
| Fourth-Down Conversions    | 2 of 3   | 2 of 2  |
| Red-Zone Scores-Chances    | 4-4      | 6-6     |
| Sacks By: Number-Yards     | 1-10     | 3-21    |



▲ TAHJ BROOKS (28) and JALIN CONYERS (12) high-five prior to Brooks' crossing the goal-line during a breakaway 40-yard rush for a touchdown.

**RUSHING:** Texas Tech-Brooks,Tahj 28-133; Williams,J'Koby 2-4; Morton,Behren 8-3; TEAM 1-minus 1. Oklahoma St.-Gordon II,Ollie 15-156; Fields Jr.,Rodn 3-29; Howland,Trent 3-15; Smith,Maealiuak 6-13; Schultz,Jake 1-0; TEAM 3-minus 48.

**PASSING:** Texas Tech-Morton,Behren 37-53-1-401. Oklahoma St.-Smith,Maealiuak 26-35-1-316; Gordon II,Ollie 1-1-0-27.

**RECEIVING:** Texas Tech-Brooks,Tahj 9-65; Eakin,Coy 7-90; Conyers,Jalin 7-74; Douglas,Caleb 5-102; Kelly,Josh 4-31; Miller II,Johnc 2-21; Tharp,Mason 2-13; Valsin,Kelby 1-5. Oklahoma St.-Presley,Brennan 10-55; Stribling,De'Zh 7-123; Owens,Rashod 6-124; Gordon II,Ollie 3-30; Heard,Camron 1-11.

POSTGAME NOTES

- Texas Tech scored its most points (56) in a Big 12 road game since defeating Kansas, 65-19, on Oct. 7, 2017.
- The win tied the all-time series with Oklahoma State, 24-24-3, after its 51st all-time meeting.
- The win was just the Red Raiders' third in Stillwater since the turn of the century (with wins coming in 2001, 2018 and 2024).
- Texas Tech finished with 543 yards of total offense. It was its highest total versus a Big 12 team through 11 games and the second 500-yard game overall dating back to the Red Raiders' 586 yards total offense versus North Texas.
- The Red Raiders forced multiple turnovers in a game for the sixth time this season and the fifth time in the last seven games.
- Behren Morton finished with a career-high 404 passing yards - his first 400-yard game and the first 400-yard game by a Red Raider since Tyler Shough's 436 yards in 2022 versus Oklahoma.
- Tahj Brooks set the school record for most career 100-yard games with his 22nd 100-yard game; he surpassed Byron Hanspard's school record of 21 held since 1996.

SEASON REVIEW

2025 Red Raider Football

GAME RECAPS

Game 12, Nov. 30, 2024

|                                 |    |    |    |    |       |
|---------------------------------|----|----|----|----|-------|
|                                 | 1Q | 2Q | 3Q | 4Q | FINAL |
| West Virginia (6-6, 5-4 Big 12) | 3  | 0  | 6  | 6  | 15    |
| Texas Tech (8-4, 6-3 Big 12)    | 6  | 29 | 7  | 10 | 52    |

Jones AT&T Stadium | Lubbock, Texas | 11:03 a.m. CST | 51° sunny | FS1 | Attendance: 52,785

SCORING SUMMARY


| QTR | Time  | Team | Scoring Play                                      | Drive / Time |
|-----|-------|------|---|--------------|
| 1st | 08:27 | TTU  | Garcia 32 yd field goal                           | 10-42 / 2:37 |
|     | 03:47 | WVU  | Hayes II 52 yd field goal                         | 8-41 / 4:40  |
|     | 01:28 | TTU  | Garcia 23 yd field goal                           | 7-80 / 2:15  |
| 2nd | 10:32 | TTU  | Brooks 2 yd run (Garcia kick)                     | 7-59 / 2:11  |
|     | 04:19 | TTU  | Tharp 1 yd pass from Morton (Garcia kick)         | 11-75 / 3:42 |
|     | 01:35 | TTU  | Brooks 37 yd run (Conyers rush)                   | 4-53 / 1:05  |
|     | 00:09 | TTU  | Brooks 2 yd run (Garcia kick)                     | 4-35 / 0:38  |
| 3rd | 12:48 | TTU  | Douglas 31 yd pass from Morton (Garcia kick)      | 9-75 / 2:12  |
|     | 02:04 | WVU  | Gallagher III 15 yd pass from Greene (2pt failed) | 12-91 / 6:03 |
| 4th | 12:17 | TTU  | Garcia 22 yd field goal                           | 12-77 / 4:43 |
|     | 08:38 | WVU  | White 21 yd run (2pt failed)                      | 8-75 / 3:39  |
|     | 03:36 | TTU  | Hammond 4 yd run (Harrington kick)                | 11-64 / 5:01 |

TEAM STATISTICS

|                            | WVU     | TTU     |
|----------------------------|---------|---------|
| FIRST DOWNS                | 26      | 31      |
| RUSHES-YARDS (NET)         | 35-158  | 33-210  |
| PASSING YDS (NET)          | 265     | 359     |
| Passes Att-Comp-Int        | 29-40-2 | 28-42-1 |
| TOTAL OFFENSE PLAYS-YARDS  | 75-423  | 75-569  |
| Fumble Returns-Yards       | 0-0     | 0-0     |
| Punt Returns-Yards         | 0-0     | 1-20    |
| Kickoff Returns-Yards      | 2-15    | 3-33    |
| Interception Returns-Yards | 1-0     | 2-0     |
| Punts (Number-Avg)         | 2-48.0  | 0-0     |
| Fumbles-Lost               | 2-1     | 0-0     |
| Penalties-Yards            | 7-59    | 3-20    |
| Possession Time            | 34:42   | 25:18   |
| Third-Down Conversions     | 8 of 15 | 9 of 12 |
| Fourth-Down Conversions    | 0 of 2  | 0 of 0  |
| Red-Zone Scores-Chances    | 1-2     | 7-7     |
| Sacks By: Number-Yards     | 0-0     | 4-35    |

POSTGAME NOTES

- Texas Tech earned its eighth win, marking the Red Raiders' first eight-win regular season since 2009.
- Texas Tech earned its sixth Big 12 win, marking the third time in program history that Tech earned six Big 12 wins in a season (2005, 2008, 2024).
- Texas Tech finished with a winning Big 12 record for the third-straight season. Before Joey McGuire arrived in 2022, the Red Raiders' last season with a Big 12 record above .500 was in 2009.
- Texas Tech eclipsed 50 points for the second-straight game. The last time the Red Raiders scored 50 or more in back-to-back Big 12 games was in 2003 (Oct. 4, Texas A&M; W, 59-28/Oct. 11, Iowa State; W, 52-21).
- Tajh Brooks eclipsed 1,500 rushing yards on the season in the win, while Josh Kelly topped 1,000 receiving yards. It marked the first time in program history that a Tech running back surpassed 1,500 rushing yards and a wide receiver surpassed 1,000 receiving yards in the same season.
- Tajh Brooks set a single-game career-high for rushing yards with 188 in what would be his final game as a Red Raider. He extended his streak of 95 rushing yards or better to 22 straight games. It's the most consecutive games with at least 95 rushing yards by any FBS player dating back to 1996.
- Tajh Brooks eclipsed 5,000 career all-purpose yards, finishing with a single-game career-high 233 all-purpose yards.



▲ C.J. BASKERVILLE (9) registered his fourth interception of the 2024 season on Senior Day to help send the senior class out with an emphatic 52-15 win over the Mountaineers.

PREVIEW

RED RAIDERS

STAFF

'24 REVIEW

HISTORY

RECORDS

TEXAS TECH

@TexasTechFB

153

GAME RECAPS

Liberty Bowl, Dec. 27, 2024

|                  |    |    |    |    |       |
|------------------|----|----|----|----|-------|
|                  | 1Q | 2Q | 3Q | 4Q | FINAL |
| Texas Tech (8-5) | 3  | 16 | 0  | 7  | 26    |
| Arkansas (7-6)   | 21 | 3  | 10 | 5  | 39    |

Liberty Stadium | Memphis, Tenn. | 6:05 p.m. CST | 57° clear | ESPN | Attendance: 37,764

SCORING SUMMARY

| QTR | Time  | Team | Scoring Play                                | Drive / Time  |
|-----|-------|------|---|---------------|
| 1st | 11:28 | ARK  | Green 12 yd run (Shipley kick)              | 3-84 / 1:29   |
|     | 08:19 | TTU  | Garcia 37 yd field goal                     | 6-56 / 3:09   |
|     | 07:14 | ARK  | Russell 1 yd run (Shipley kick)             | 3-75 / 1:05   |
|     | 02:31 | ARK  | James 94 yd pass from Green (Shipley kick)  | 3-96 / 1:23   |
| 2nd | 13:32 | TTU  | Smith safety                                | -- / 1:14     |
|     | 11:15 | TTU  | Williams 54 yd run (Garcia kick)            | 5-69 / 2:10   |
|     | 01:58 | TTU  | Conyers 2 yd run (Garcia kick)              | 8-98 / 3:54   |
|     | 00:00 | ARK  | Shipley 40 yd field goal                    | 11-53 / 1:58  |
| 3rd | 10:52 | ARK  | Shipley 34 yd field goal                    | 10-78 / 4:04  |
|     | 07:07 | ARK  | Reed 47 yd pass from Green (Shipley kick)   | 4-77 / 2:17   |
| 4th | 14:21 | ARK  | Juncaj safety                               | -- / 0:28     |
|     | 05:02 | ARK  | Shipley 43 yd field goal                    | 7-(-1) / 3:53 |
|     | 03:06 | TTU  | Eakin 15 yd pass from Hammond (Garcia kick) | 6-70 / 1:56   |



▲ True freshmen **WILL HAMMOND (15)** and **J'KOBY WILLIAMS (20)**, as well as true freshman offensive lineman Jacob Ponton, each made their first career starts in the AutoZone Liberty Bowl. Williams was honored as Texas Tech's Offensive Player of the Game.

| TEAM STATISTICS            | TTU     | ARK     |
|----------------------------|---------|---------|
| FIRST DOWNS                | 23      | 20      |
| RUSHES-YARDS (NET)         | 37-217  | 45-218  |
| PASSING YDS (NET)          | 280     | 341     |
| Passes Att-Comp-Int        | 20-34-2 | 11-21-0 |
| TOTAL OFFENSE PLAYS-YARDS  | 71-497  | 66-559  |
| Fumble Returns-Yards       | 0-0     | 0-0     |
| Punt Returns-Yards         | 0-0     | 1-0     |
| Kickoff Returns-Yards      | 2-36    | 2-24    |
| Interception Returns-Yards | 0-0     | 2-73    |
| Punts (Number-Avg)         | 4-43.8  | 4-48.2  |
| Fumbles-Lost               | 0-0     | 2-1     |
| Penalties-Yards            | 4-20    | 10-46   |
| Possession Time            | 30:22   | 29:38   |
| Third-Down Conversions     | 5 of 12 | 7 of 14 |
| Fourth-Down Conversions    | 0 of 2  | 1 of 1  |
| Red-Zone Scores-Chances    | 3-5     | 4-5     |
| Sacks By: Number-Yards     | 2-16    | 1-7     |

**RUSHING:** Texas Tech-Williams, J'Koby 15-123; Dickey, Cameron 15-74; Hammond, Will 5-14; Conyers, Jalin 2-6. Arkansas-Hill, Rodney 8-81; Green, Taylor 15-81; Russell, Braylen 20-50; Reed Jr., Tyrell 1-8.

**PASSING:** Texas Tech-Hammond, Will 20-34-2-280. Arkansas-Green, Taylor 11-21-0-341.

**RECEIVING:** Texas Tech-Douglas, Caleb 5-115; Eakin, Coy 4-47; Williams, J'Koby 4-36; Valsin, Kelby 2-16; Tharp, Mason 1-44; Conyers, Jalin 1-12; Brown, Jordan 1-9; Dickey, Cameron 1-5; Miller, John Carlos 1--4. Arkansas-Brown, CJ 4-50; James, Dazmin 3-137; TeSlaa, Isaac 3-107; Reed Jr., Tyrell 1-47.

POSTGAME NOTES

- The Red Raiders' loss marked their first in a bowl game to an unranked opponent since falling to Iowa, 19-16, in the 2001 Alamo Bowl. It was also the first bowl game loss suffered by Joey McGuire after victories in bowl games in 2022 and 2023.
- Despite the loss, Texas Tech finished the season with eight wins, its second eight-win season under Joey McGuire in three years, and the 28th eight-win season all-time in school history.
- As senior Tahj Brooks opted out of the bowl game in preparation for the NFL Draft, the true freshmen running back tandem of Cameron Dickey (74) and J'Koby Williams (123) helped the Red Raiders rush for 217 yards against Arkansas. The 217 team rushing yards marked the third-most accumulated by the Red Raiders in 2024 and was the fourth time to eclipse 200 yards rushing in a game.
- Will Hammond was the eighth true freshman in school history to start at quarterback and the second to do so in a bowl game, joining Davis Webb, who was the Offensive MVP of the 2013 Holiday Bowl victory over Arizona State.
- The defense allowed the longest explosive rushing play (70 yards) and the longest explosive pass play (94 yards), both in the first quarter, of the 2024 season, as Arkansas built a 21-3 lead after the first quarter.