


TEXAS TECH FOOTBALL



2025 SCHEDULE/RESULTS

Overall: 12-1 | Big 12: 8-1 | H: 7-0 | A: 4-1 | N: 1-0

AUGUST • (1-0)

30 ARKANSAS-PINE BLUFF W, 67-7 ESPN+

SEPTEMBER • (3-0)

6 KENT STATE W, 62-14 TNT & Max

13 OREGON STATE W, 45-14 FOX

20 at #16/18 Utah* W, 34-10 FOX

OCTOBER • (3-1)

4 at Houston* W, 35-11 ESPN

11 KANSAS* W, 42-17 FOX

18 at Arizona State* L, 22-26 FOX

25 OKLAHOMA STATE* W, 42-0 ESPNU

NOVEMBER • (4-0)

1 at Kansas State* W, 43-20 FOX

8 #7 BYU* W, 29-7 ABC

15 UCF* W, 48-9 FOX

29 at West Virginia* W, 49-0 ESPN

DECEMBER • (1-0)

6 vs. #11 BYU^ W, 34-7 ABC

JANUARY • (0-0)

1 vs. #5 Oregon* 11 a.m. ESPN

All Times Central

* Edward Jones Big 12 Championship | ^ Capital One Orange Bowl

TV: ESPN

- Play-by-Play: Joe Tessitore
- Analyst: Jesse Palmer
- Sideline Reporters: Katie George, Stormy Buonantony



RADIO: TEXAS TECH SPORTS NETWORK

- Play-by-Play: Brian Jensen
- Analyst: John Harris
- Sideline Reporter: Chris Level
- SiriusXM (local): Channel 84
- Mobile App: Varsity Network (Texas Tech)



RADIO: ESPN RADIO

- Play-by-Play: Wes Durham
- Analyst: Chase Daniel
- Sideline Reporter: Tori Petry
- SiriusXM (national): 80



TEXAS TECH COACHING STAFF

SIDELINE

- **Joey McGuire**, Head Coach (Fourth Season)
- **Mack Leftwich**, Offensive Coordinator/QBs (First Season)
- **Shiel Wood**, Defensive Coordinator/ILB (First Season)
- **Kenny Perry**, Assoc. H.C./Special Teams (Fourth Season)
- **C.J. Ah You**, Outside Linebackers (Fourth Season)
- **Zarnell Fitch**, Defensive Line (Fourth Season)
- **Rob Greene**, Safeties (First Season)
- **Justin Johnson**, Passing Coord./WRs (Third Season)
- **Darcel McBath**, Cornerbacks (Second Season)
- **Clay McGuire**, Offensive Line (Second Season)

PRESSBOX

- **Josh Cochran**, Run Game Coord./TEs (Fourth Season)
- **Garret McGuire**, Running Backs (First Season)

GAME
14

VS

OREGON

Jan. 1, 2026

Hard Rock Stadium (64,767) ■ Miami Gardens, Fla. ■ 11 a.m. CT ■ ESPN ■ Texas Tech Sports Network



#4 TEXAS TECH

RED RAIDERS

12-1, 8-1 Big 12



#5 OREGON

DUCKS

12-1, 8-1 Big Ten

Rankings	CFP: 4 AP: 4 AFCA: 4
Last Game	Def. BYU, 34-7
Streak	Won 6
Head Coach	Joey McGuire
Alma Mater	UT Arlington '95
Career Record	35-17 (4th Season)
Record at Texas Tech	Same
Record vs. Oregon	0-1

Rankings	CFP: 5 AP: 5 AFCA: 5
Last Game	Def. James Madison, 51-34
Streak	Won 7
Head Coach	Dan Lanning
Alma Mater	William Jewell College '08
Career Record	47-7 (4th Season)
Record at Oregon	Same
Record vs. Texas Tech	1-0

TALE OF THE TAPE



42.5 (2/1)	Points/Game	(9/2) 39.2
10.9 (3/1)	Points Allowed/Game	(10/4) 16.3
190.9 (26/2)	Rush Yards/Game	(13/2) 217.1
289.4 (10/3)	Pass Yards/Game	(43/5) 251.8
480.3 (5/1)	Total Offense/Game	(11/3) 468.9
254.4 (3/1)	Total Defense/Game	(8/4) 271.4

(FBS Ranking/Conference Ranking as of Dec. 21)



GAMEDAY STORYLINES



RED RAIDERS READY FOR CFP OPENER

After a historic season of firsts, No. 4 Texas Tech will add another one on New Year's Day when the Red Raiders open their first appearance in the College Football Playoff against No. 5 Oregon at the Capital One Orange Bowl. Texas Tech earned an opening-round bye in the CFP bracket after defeating BYU, 34-7, for its first Big 12 title in program history and its first outright conference crown since 1955. The Red Raiders enter the Capital One Orange Bowl at 12-1 overall, marking the most single-season wins already in school history.



STRENGTH vs. STRENGTH IN MIAMI

Texas Tech and Oregon will both make their first appearance in the Capital One Orange Bowl in a matchup that pits two of the most balanced teams in the country against each other. The Red Raiders and Ducks both rank in the top 11 nationally for scoring offense and defense, as well as total offense and defense, with Tech currently in the top five of all four categories. The two schools also rank as the most-explosive offenses in college football, with Oregon leading the FBS with 91 plays of 20-plus yards, one more than the Red Raiders.



THE NATION'S LEADER IN TAKEAWAYS

Texas Tech will look to slow a potent Oregon offense led by quarterback Dante Moore, a potential No. 1 overall pick in next spring's NFL Draft, with a disruptive front seven anchored by unanimous first-team All-Americans Jacob Rodriguez and David Bailey. Rodriguez, the winner of the Bednarik Award and Bronko Nagurski Trophy (among others), has helped power a Red Raiders defense that leads the FBS with 31 takeaways and has pushed Texas Tech to become just the fifth team since 1936 to record 12 wins by at least 20 points in a season.

SERIES HISTORY



OREGON (0-3)

Date	Loc.	W/L	TTU	UO	Att.
Sept. 14, 1991	H	L	13	28	36,308
Sept. 19, 1992	A	L	13	16	28,361
Sept. 9, 2023	H	L	30	38	56,200

SERIES TOP PERFORMERS

PASSING YARDS

Yards:	282, Tyler Shough (2023)
	255, Robert Hall (1992)
	168, Jamie Gill (1991)
Completions:	24, Tyler Shough (2023)
	17, Jamie Gill (1991)
	16, Robert Hall (1992)
Attempts:	38, Tyler Shough (2023)
	37, Robert Hall (1992)
	27, Jamie Gill (1991)
Touchdowns:	3, Tyler Shough (2023)
	1, Robert Hall (1992)

RUSHING

Yards:	101, Tyler Shough (2023)
	94, Anthony Lynn (1991)
	71, Tahj Brooks (2023)
Attempts:	23, Tyler Shough (2023)
	22, Anthony Lynn (1991)
Touchdowns:	1, Anthony Lynn (1991)
	1, Tyler Shough (2023)

RECEIVING

Yards:	132, Lloyd Hill (1992)
	98, Anthony Stinnett (1991)
	83, Jerand Bradley (2023)
Receptions:	8, Anthony Stinnett (1991)
	5, Lloyd Hill (1992)
	5, Jerand Bradley (2023)
Touchdowns:	1, Lloyd Hill (1992)
	1, Jerand Bradley (2023)
	1, Mason Sharp (2023)
	1, Myles Price (2023)

DEFENSE

Tackles:	12, Tracy Saul (1991)
	12, Dadrion Taylor-Demerson (2023)
	12, Ben Roberts (2023)
Interceptions:	1, Tracy Saul (1992)

FIELD GOALS

Field Goals Made:	2, Jon Davis (1992)
	2, Lin Elliott (1992)
	1, Gino Garcia (2023)

SERIES NOTEBOOK

INSIDE THE SERIES

- This will be the fourth all-time meeting between Texas Tech and Oregon and the first since the two schools met as non-conference opponents early in the 2023 season. The Ducks have won all three games in the series, topping the Red Raiders, 38-30, in Lubbock two years ago, as well as in a home-and-home series during the 1991 and 1992 seasons.
- Texas Tech is scheduled to make a return trip to Oregon early in the 2033 season to round out the home-and-home non-conference series. The two schools agreed to push back the return visit to Eugene - originally scheduled for the 2024 season - allowing Oregon to preserve its annual rivalry game with Oregon State following its departure to the Big Ten Conference.
- The loss to Oregon early in the 2023 season marked only Texas Tech's third to a non-conference opponent at home dating back to 2000. The Red Raiders are an impressive 53-3 in non-conference home games during that span with the lone losses coming to the Ducks as well as Arkansas in 2014 and N.C. State in 2002.
- The Ducks previously swept a home-and-home series with the Red Raiders during the 1991 and 1992 seasons, topping Texas Tech, 28-13, in Lubbock, followed by a 16-13 victory the next year in Eugene. The Red Raiders had an opportunity to shock Oregon in the 1992 matchup after driving 49 yards in the closing minutes to reach the 25-yard line. Texas Tech opted to go for a fourth-down attempt instead of a game-tying potential field goal; however, it eventually fell on the road after Robert Hall's pass to Derrell Mitchell toward the end zone was broken up with 22 seconds remaining.

RED RAIDERS VERSUS THE BIG TEN

- Outside the 2023 contest with Oregon, the Red Raiders have not faced a current member of the Big Ten Conference since defeating Minnesota, 34-31, in the 2012 Meineke Texas Bowl. That victory marked Texas Tech's fourth-straight win over a Big Ten opponent at the time as the Red Raiders also rallied to top Minnesota in the 2006 Insight Bowl and then Michigan State in the 2009 Alamo Bowl and Northwestern in the 2010 TicketCity Bowl in Dallas. The Red Raiders are 4-4 all-time against current Big Ten members in bowl games.

STATISTICAL MATCHUP: TEXAS TECH vs. OREGON (as of Dec. 21)

CATEGORY	TECH	FBS	BIG 12	UO	FBS	BIG 10
Scoring Offense	42.5	2nd	1st	39.2	9th	2nd
Total Offense	480.3	5th	1st	468.9	11th	3rd
Rushing Offense	190.9	26th	2nd	217.1	13th	2nd
Passing Offense	289.4	10th	3rd	251.8	43rd	5th
Scoring Defense	10.9	3rd	1st	16.3	10th	4th
Total Defense	254.4	3rd	1st	271.4	8th	4th
Rushing Defense	68.5	1st	1st	113.3	24th	7th
Passing Defense	185.9	24th	4th	158.1	5th	3rd
3rd Down Conversion Percentage	.505	11th	2nd	.484	15th	5th
3rd Down Conversion Percentage Defense	.308	11th	1st	.351	34th	4th
4th Down Conversion Percentage	.579	50th	9th	.636	25th	4th
4th Down Conversion Percentage Defense	.294	3rd	1st	.697	127th	17th
Red Zone Defense	.818	53rd	8th	.900	121st	17th
Red Zone Offense	.877	48th	6th	.868	52nd	10th
QB Sacks Per Game	3.00	7th	1st	1.92	78th	11th
Tackles for Loss Per Game	7.4	6th	1st	4.8	105th	12th
Time of Possession	30:15	56th	8th	30:25	53rd	9th
Net Punting	40.63	42nd	6th	39.94	58th	6th
Punt Returns	8.89	61st	8th	11.38	33rd	7th
Kickoff Returns	27.75	4th	1st	20.78	68th	11th
Fewest Penalty Yards Per Game	57.15	86th	11th	52.15	61st	14th
Turnover Margin	1.31	2nd	2nd	0.46	32nd	4th

- Overall, the Red Raiders are 8-20 historically against current Big Ten members with their other four wins outside of bowl victories coming against former Big 12 counterpart Nebraska. The Red Raiders improved to 4-7 against the Huskers after the two schools met for the final time as Big 12 members in 2009.
- The Big Ten has two other schools in this season's College Football Playoff in No. 1 seed Indiana and No. 2 Ohio State. The Red Raiders have never faced Indiana in their history and are 0-2 all-time against Ohio State, falling to the Buckeyes, 17-10, to kick off the 1990 campaign and then 45-21 to start the 2002 season. Both games took place in Columbus.

THE LEFTWICH BOWL

- The family of offensive coordinator Mack Leftwich will be divided at the Orange Bowl with his younger brother, Cutter Leftwich, serving as Oregon's assistant offensive line coach and run game coordinator.
- This will be the second time the two Leftwich brothers have faced each other on a football field and the first time as opposing coaches. The two were last on opposite sidelines in 2018 when Incarnate Word, with Mack Leftwich as a graduate assistant coach, defeated a then sixth-ranked McNeese State program that featured Cutter Leftwich as its starting center. The two Southland Conference schools did not face each other during the younger Leftwich's senior season the following year.
- Cutter Leftwich joined the coaching profession in 2021 as a graduate assistant at UTSA before moving to UCLA (2022) and Oregon (2023) in similar roles and then to North Texas as the offensive line coach under former Incarnate Word head coach Eric Morris in 2024. He rejoined the Oregon staff in his current role prior to the 2025 season.
- Morris is credited with the career path of Mack Leftwich as well, first hiring him as a graduate assistant in 2018 and then promoting him to quarterbacks coach from 2019-21. Leftwich became Incarnate Word's offensive coordinator following Morris' departure at head coach in 2022.
- The Leftwich brothers are the son of longtime college offensive line coach Spencer Leftwich, who made stops at the likes of Arizona, Pittsburgh, UTEP and North Texas during his career. He departed the college game to accept the offensive line coach at Lake Dallas High School beginning in 2018.





THE LAST MATCHUP

13 OREGON 38, TEXAS TECH 30

Date: Sept. 9, 2023

Location: Lubbock, Texas | Attendance: 56,200

LUBBOCK, Texas (AP) - Bo Nix threw for 359 yards and two touchdowns. Jeffrey Bassa had a 45-yard interception return for a score in the final minute and No. 13 Oregon rallied for a 38-30 victory over Texas Tech on Saturday night.

Tyler Shough threw for three TDs and ran for 101 yards and another score against his former team, but it wasn't enough to extend the Red Raiders' school-record 23-game winning streak in home openers.

The Ducks (2-0) had twice rallied in the fourth quarter behind Nix, who led a pair of drives to go-ahead field goals, capped by Cameron Lewis' 34-yarder for a 31-30 lead with 1:10 remaining.

Shough was trying to answer for a second time with a drive to a field goal when Brandon Dorlus hit Shough as he was throwing. The ball went straight to Bassa, who stepped over Shough and ran free to the end zone with 35 seconds left.

Shough, who lost for just the second time in 10 games he started and finished in two-plus injury-plagued seasons since leaving Oregon, got Texas Tech to the Oregon 33 with 8 seconds to go. His desperation throw to the end zone came up 2 yards short, and was intercepted by Bryan Addison.

The Red Raiders are 0-2 for the first time since 1990 after losing in double overtime at Wyoming in their opener.

Gino Garcia was 2 of 6 for the season when he made a 45-yard field goal to give Texas Tech a 30-28 lead with 5:13 remaining.

Shough rallied from a 22-yard loss on a strip sack and lost fumble and an interception to direct a three-play, 83-yard drive for a 27-18 lead after Nix was stuffed on fourth-and-1.

Nix answered with four third-down conversions on a touchdown drive before the Ducks went ahead 28-27 on Lewis' 23-yard field goal after Malik Dunlap almost pulled off a toe-tapping interception in the end zone.

Shough kick-started the Texas Tech offense by running 58 yards on a designed draw to set up the game's first touchdown, and Nix answered with a 72-yard scoring toss to Troy Franklin.

Shough ended up with four turnovers while completing 24 of 40 passes for 282 yards. Nix was 32 of 44 without an interception, and Franklin finished with 103 yards receiving on six catches.

RUSHING: Oregon - Nix, Bo 9-46; Irving, Bucky 11-38; Whittington, Noah 7-21; James, Jordan 4-8; Texas Tech - Shough, Tyler 23-101; Brooks, Tahj - 7-71; White, Xavier 2-2.

PASSING: Oregon - Nix, Bo 32-44-0-359; Texas Tech - Shough, Tyler 24-38-3-282.

RECEIVING: Oregon - Irving, Bucky 7-50; Franklin, Troy 6-103; Whittington, Noah 6-60; Johnson, Tez 4-37; Herbert, Patrick 3-34; Ferguson, Terrance 2-30; James, Jordan 2-14; Holden, Traeshon 1-22; Bryant Jr., Gary 1-9; Texas Tech - Bradley, Jerand 5-83; White, Xavier 4-45; Tharp, Mason 4-37; Price, Myles 4-31; Brooks, Tahj 4-18; McCray, Drae - 1-31; Martinez, Nehemiah 1-31; Cupp Baylor 1-6.

TEAM STATISTICS	ORE	TECH
FIRST DOWNS	21	27
RUSHES-YARDS (NET)	31-113	32-174
PASSING YDS (NET)	359	282
Passes Comp-Att-Int	32-44-0	24-38-3
TOTAL OFFENSE PLAYS-YARDS	75-472	70-456
Fumble Returns-Yards	1-0	2-1
Punt Returns-Yards	0-0	1-33
Kickoff Returns-Yards	2-37	1-31
Interception Returns-Yards	3-45	0-0
Punts (Number-Avg)	4-41.0	2-44.5
Fumbles-Lost	1-0	2-1
Penalties-Yards	14-124	6-65
Possession Time	32:15	27:45
Third-Down Conversions	10 of 18	7 of 12
Fourth-Down Conversions	0 of 1	1 of 2
Red-Zone Scores-Chances	5-6	4-5
Sacks By: Number-Yards	4-42	1-3

SCORING SUMMARY

QTR	Time	Team	Scoring Play	Drive / Time
1st	9:37	TTU	Myles Price 18 yard pass from Tyler Shough (Gino Garcia kick)	6-86 / 2:30
1st	8:58	ORE	Troy Franklin 72 yard pass from Bo Nix (Camden Lewis kick)	2-75 / 0:39
1st	3:45	ORE	Tez Johnson 13 yard pass from Bo Nix (Troy Furgeson pass from Patrick Herbert)	7-60 / 3:56
2nd	13:01	TTU	Mason Tharp 7 yard pass from Tyler Shough (Tyler Shough pass failed)	13-75 / 5:44
2nd	0:59	ORE	Camden Lewis 28 yard field goal	11-56 / 3:05
3rd	12:58	TTU	Tyler Shough 5 yard run (Gino Garcia kick)	5-75 / 2:02
3rd	6:16	TTU	Jerand Bradley 34 yard pass from Tyler Shough (Gino Garcia kick)	3-83 / 1:04
4th	14:47	ORE	B. Irving 3 yard run (Camden Lewis kick)	17-75 / 6:29
4th	10:27	ORE	Camden Lewis 23 yard field goal	6-28 / 2:32
4th	5:13	TTU	Gino Garcia 45 yard field goal	12-48 / 5:14
4th	1:10	ORE	Camden Lewis 34 yard field goal	10-64 / 4:03
4th	0:35	ORE	Jeffrey Bassa 45 yard interception return (Camden Lewis kick)	--

THE 1991-92 OREGON SERIES



OREGON 16, TEXAS TECH 13

Date: Sept. 19, 1992

Location: Eugene, Oregon | Attendance: 28,361

Recap: In what was the Red Raiders' first road game of the 1992 season and first-ever trip to Eugene, a late flurry by Texas Tech fell just short in a 16-13 loss. The Red Raiders drove 49 yards in the closing minutes to the 25-yard line. After three consecutive incompletions, Texas Tech rolled the dice, opting to go for it on fourth down versus attempting a game-tying field goal. Robert Hall's pass attempt to Derrell Mitchell toward the end zone was broken up with 22 seconds left, securing the win for Oregon. Texas Tech's defense played one of its best of games of the year in the loss, holding the Ducks to 5-of-14 on third downs. Lloyd Hill was the Red Raider standout on offense, catching five passes for 132 yards, including a 65-yd touchdown catch.

RUSHING: Texas Tech - Morris 13-41; Freeman 2-10; Myles 1-2; B. Hill 3-6; Hall 9-(-19); Oregon - Burwell 22-124, 1 TD; Whittle 18-85; Shedrick 2-8; O'Neil 8-5.

PASSING: Texas Tech - Hall 16-37-1, 255, 1 TD; Oregon - 14-23-1, 247.

RECEIVING: Texas Tech - L. Hill 5-132; Mitchell 3-43; Marshall 2-30; Aylor 1-24; Morris 3-32; B. Hill 2-4; Oregon - Deadwiler 5-73; Harris 2-39; Tate 1-14; Ferry 2-1; Whittle 1-10; Burwell 2-7; A.Jones 1-(-4).

OREGON 28, TEXAS TECH 13

Date: Sept. 14, 1991

Location: Lubbock, Texas | Attendance: 36,308

Recap: Oregon limited Texas Tech to only a field goal after halftime and capitalized on four passing touchdowns from quarterback Danny O'Neil to top the Red Raiders, 28-13, in the first meeting between the two schools. Texas Tech was led by Anthony Lynn, who rushed 22 times for 94 yards, including a 4-yard touchdown to give the Red Raiders an early 7-0 lead. The Red Raiders were without both Rodney Blackshear and Lloyd Hill at receiver, forcing Anthony Stinnett to step into the feature role with eight catches for 98 yards. Lin Elliott connected on successful field goals from 44 and 35 yards out for Texas Tech's only other points in the loss.

RUSHING: Texas Tech - Lynn 22-94, 1 TD; Marshall 2-14; McDowell 5-5; Sheffield 1-3; Gill 4-(-4); Hall 3-(-2); Oregon - Burwell 29-111; Shedrick 4-27; O'Neil 10-26.

PASSING: Texas Tech - Gill 17-27-1, 168; Hall 5-8-0, 62; Oregon - O'Neil 19-35-0, 4 TDs, 292.

RECEIVING: Texas Tech - Stinnett 8-98; McDowell 4-48; Brandon 2-36; Hasley 2-19; Morris 2-13; Lynn 1-8; Murphy 1-8; Sheffield 1-4; Marshall 1-(-4); Oregon - Jones 6-83, 1 TD; Harris 4-67, 2 TDs; Thomason 4-61, 1 TD; Burwell 2-52; Shedrick 2-21; Jessie 1-8.

ON THIS DATE IN HISTORY

TEXAS TECH 31, #20 VIRGINIA 28

Date: Jan. 1, 2008

Location: Jacksonville, Fla. | Municipal Stadium

Attendance: 60,243

Jan.

1



JACKSONVILLE, Fla. (AP) -- Graham Harrell finished 44-of-69 for 407 yards and three TDs, and the Red Raiders overcame a 14-point deficit to stun No. 21 Virginia 31-28 on a late field goal in the Gator Bowl.

Alex Trlica hit from 41 yards, despite swirling wind, with 7 seconds remaining. It was the third game-winner of the senior kicker's career, and came at an appropriate time: Earlier in the game, Trlica became the first kicker in school history to score at least 100 points in a season.

Harrell managed to rack up Gator Bowl records for yards, completions and attempts. In the final period, the Red Raiders finally found the end zone as they were accustomed to all year. Twice, actually, and Trlica's field goal did the rest.

Just a few minutes earlier, the Cavaliers seemed to be in control. A Tech drive kept alive by two fourth down conversions sputtered with 8 minutes left, and All-American Michael Crabtree couldn't haul in a prayer in the end zone on fourth-and-1 with 3:16 remaining.

But a few minutes after that, Harrell found him in the same spot against the same defender, and this time it worked -- despite a pass interference call.

Then, Virginia gave Tech a gift. The ball was knocked out of backup Virginia quarterback Peter Lalich's hands at the 4 yard line, Tech recovered and Aaron Crawford's run a play later tied it at 28.

The Red Raiders overcame a tremendous effort by Virginia tailback Mikel Simpson, who ran for 170 yards on 20 carries -- including a NCAA bowl-record 96-yard TD run -- and caught another touchdown.

Virginia's offense wasn't the same after losing Jameel Sewell at the start of the fourth quarter. His statistics weren't outstanding -- 14-of-23 passing for 78 yards and a TD -- but he commanded the offense well. Not known for running, the second-year quarterback had nine carries for 32 yards, and his mobility was key to Virginia's first score.

Crabtree, the nation's leading receiver, had nine catches for 101 yards and a touchdown. He hauled in a 20-yard score to put Tech back in the game despite a pass interference penalty. He also beat double coverage to nab a 29-yarder that put Tech in the red zone with about 9 minutes left and trailing by 14.

TEXAS TECH ALL-TIME ON JAN. 1

Year	Opponent	Result
2010	vs. Northwestern (TicketCity Bowl)	W, 45-38
2007	vs. No. 20 Virginia (Gator Bowl)	W, 31-28
1955	vs. Wyoming (Sun Bowl)	L, 14-21
1953	vs. No. 17 Auburn (Gator Bowl)	W, 35-13
1951	vs. Pacific (Sun Bowl)	W, 25-14
1947	vs. Miami (Ohio) (Sun Bowl)	L, 12-13
1941	vs. Tulsa (Sun Bowl)	L, 0-6
1937	vs. West Virginia (Sun Bowl)	L, 6-7

PLENTY OF THSCA CONNECTIONS IN MIAMI

■ Since his hiring at Texas Tech, the Red Raider football program under Joey McGuire has become an unofficial home, of sorts, for the Texas High School Coaches Association (THSCA). The Red Raiders will face an Oregon team with a couple THSCA ties of its own in offensive coordinator Will Stein and assistant head coach and running backs coach Ra'Shaad Samples.

■ Stein, who has already been named the next head coach at Kentucky, spent two seasons as the offensive coordinator at Lake Travis High School in the Austin area, while Samples is the son of a THSCA legend in Reginald Samples, the longtime head coach at Dallas Skyline High School. The elder Samples ranks as one of the winningest high school coaches in Texas High School football history and was a longtime opponent for Joey McGuire, who has 10 staff members of his own who were high school coaches in the state.

OTHER TEXAS TECH-OREGON CONNECTIONS

■ Texas Tech senior outside linebacker Terrell Tilmon previously spent two seasons at Oregon prior to joining the Red Raiders ahead of the 2023 season. Tilmon played in 15 games as both an outside linebacker and a tight end for the Ducks, including in all 14 as a true freshman in 2021 for an Oregon team that finished 10-4 with an appearance in the Valero Alamo Bowl.

■ Oregon starting right tackle Alex Harkey played under Texas Tech offensive coordinator Mack Leftwich the past two seasons while they were both at Texas State. Harkey developed into a third team All-Sun Belt selection under Leftwich in 2024 before transferring to Oregon this past offseason.

OREGON CAREER NOTABLES

■ Texas Tech's roster looks quite different since the last time these two schools met, as only eight Red Raiders remain who played in the 2023 contest against Oregon. Of that group, only two were starters in linebacker Ben Roberts and defensive back Brenden Jordan. The remaining group of participants included outside linebackers Charles Esters III and Terrell Tilmon, defensive backs Chapman Lewis and Chief Collins, as well as linebackers Bryce Ramirez and Wesley Smith.

■ Roberts made his first career start in the 2023 meeting against the Ducks, finishing with 12 tackles in the loss, including 1.5 for a loss and a shared sack to go along with a forced fumble. The performance marked his first with double-digit tackles in Roberts' career as he eventually was named the Big 12 Defensive Freshman of the Year and a second team Freshman All-American by The Athletic.

■ Esters was Texas Tech's third-leading tackler against the Ducks, finishing with seven stops, which remains his career high to this day. Jordan and Lewis, meanwhile, were only true freshmen that season as Lewis made his collegiate debut against the Ducks, while Jordan added five tackles and a pass breakup in only his second career start.

■ Texas Tech was without two of its mainstays on this year's roster in the last meeting versus Oregon as linebacker Jacob Rodriguez and wide receiver Coy Eakin were both out with injuries. Behren Morton was the backup quarterback for the Red Raiders at the time and did not play against the Ducks.

■ Three of Texas Tech's transfer additions this season have prior experience against the Ducks in outside linebackers David Bailey and Romello Height as well as cornerback Tarrion Grant. Height recorded one tackle while with USC in a 2023 meeting against the Ducks, while Grant had the same total a year ago while at Purdue. Bailey combined for nine tackles in two previous meetings against Oregon with six coming as a true freshman at Stanford in 2022 and then the other three in the 2023 meeting between the two schools.

ORANGE BOWL NOTEBOOK

TEXAS TECH ALL-TIME IN BOWL GAMES

■ Texas Tech is making its 43rd bowl appearance in history and fifth in as many years at the Capital One Orange Bowl, which leads all active Big 12 Conference teams. Texas Tech ranks tied for 20th nationally in all-time bowl appearances as the Red Raiders have one more than fellow Big 12 member BYU and three more than West Virginia.

■ Texas Tech is currently in the midst of its longest bowl streak since its 2000-10 stretch, primarily under Mike Leach. That 11-year run represents the only time in program history that Texas Tech has made the postseason in five consecutive seasons. This is the third time in program history the Red Raiders have reached a bowl game in four-straight years as Texas Tech also did so from 1993-96 under Spike Dykes.

■ Joey McGuire joins Leach as the only head coaches in program history to lead the Red Raiders to a bowl appearance in each of his first four seasons. Texas Tech is 2-1 in bowl games under McGuire after topping Ole Miss in the 2022 TaxAct Texas Bowl and Cal in the 2023 Independence Bowl, while falling to Arkansas in the 2024 AutoZone Liberty Bowl.

■ McGuire is only the fourth head coach in program history to lead the Red Raiders to four or more bowl appearances, joining Leach (9), Dykes (7) and Jim Carlen (4). With a win, McGuire would join Leach as the only head coaches in school history with three or more career bowl victories. He is already one of four head coaches in program history with multiple bowl wins, joining Leach (5), Dykes (2) and DeWitt Weaver (2).

■ Texas Tech is 17-24-1 all-time in bowl games despite wins in seven of its last postseason contests. The Red Raiders had ended three-consecutive seasons with a bowl victory until Arkansas knocked off Texas Tech a year ago in the AutoZone Liberty Bowl. The streak, which previously started in Memphis with Texas Tech's 34-7 win over Mississippi State in 2021, matched the longest run of consecutive years with a bowl win in school history.

BIG 12 LEADERS IN ALL-TIME BOWL APPEARANCES

School	Appearances
1. Texas Tech	43
2. BYU	42
3. West Virginia	40
4. TCU	38
5. Arizona State	35
6. Oklahoma State	34
7. Colorado	31
Houston	31

BOWL GAMES OUTSIDE OF TEXAS

■ This will be Texas Tech's 20th bowl appearance outside the state of Texas and its third in as many seasons. The Red Raiders are 11-7-1 all-time in bowl games located outside the state of Texas, including a 7-2 mark since 2000 alone. It will be Texas Tech's seventh trip to the state of Florida for a bowl game and the first time since rallying to top No. 20 Virginia in the 2007 Gator Bowl. The Red Raiders are 4-3 overall in bowl games in the Sunshine State.

TEXAS TECH BOWL GAMES IN THE STATE OF FLORIDA

Year	Bowl	Opponent	Result
1953	Gator	No. 17 Auburn	W, 35-13
1965	Gator	Georgia Tech	L, 21-31
1973	Gator	No. 20 Tennessee	W, 28-19
1977	Tangerine	No. 19 Florida State	L, 17-40
2002	Tangerine	Clemson	W, 55-15
2007	Gator	No. 20 Virginia	W, 31-28



RED RAIDERS IN BOWL GAMES

■ While this may be Texas Tech's first appearance in the College Football Playoff, the Red Raider roster is no stranger to bowl games. Texas Tech has 52 players on its roster who have played in a bowl game prior to this season, including 19 who have played in multiple bowl games. Of that group, three Red Raiders will be playing in their fourth career bowl game, a list that includes wide receiver Coy Eakin, linebacker Jacob Rodriguez and outside linebacker Terrell Tilmon.

BACK HOME IN THE SUNSHINE STATE

■ Texas Tech will have four members of its roster back home in the state of Florida for the Orange Bowl, a list that includes wide receivers Roy Alexander (Fort Myers) and Reggie Virgil (Apopka), defensive back Dontae Balfour (Starke) and offensive lineman Hunter Zambrano (Weston). Zambrano, who will miss the Orange Bowl due to injury, grew up less than 30 minutes from Hard Rock Stadium in Weston, a suburb of Miami.

■ The Red Raiders also have two starters who previously were part of college programs in the state of Florida prior to transferring to Texas Tech. Wide receiver Caleb Douglas spent two seasons at the University of Florida before arriving at Texas Tech ahead of the 2024 season. Defensive lineman Lee Hunter, meanwhile, enjoyed three successful seasons at UCF before ending his career with his final year of eligibility as a Red Raider.

TEXAS TECH IN NFL STADIUMS

■ Texas Tech will be playing its first game inside an NFL stadium outside the state of Texas since the 2013 Holiday Bowl hosted at Qualcomm Stadium, the former home of the then San Diego Chargers. The Red Raiders knocked off No. 16 Arizona State, 37-23, in the Holiday Bowl to wrap an 8-5 debut season under Kliff Kingsbury.

■ Hard Rock Stadium will be the second NFL stadium for the Red Raiders in as many games as Texas Tech last played at AT&T Stadium in Arlington, the home of the Dallas Cowboys, for the Edward Jones Big 12 Championship. The Red Raiders are no strangers to NFL stadiums, having played in AT&T Stadium in Arlington nine times since 2009 and then NRG Stadium in Houston an additional four times during that span.

■ Texas Tech will have two Red Raiders with some familiarity with Hard Rock Stadium as it is also home to the University of Miami's football program. Dontae Balfour played at Miami as a redshirt freshman at North Carolina in 2022. Jacob Rodriguez also visited Hard Rock Stadium when he was a true freshman at Virginia in 2021. He rushed once for five yards in Virginia's 30-28 victory over the Hurricanes, while also catching two passes for 24 yards. North Carolina also defeated Miami in Balfour's visit with a 27-24 victory.

RED RAIDERS IN THE EARLY TV WINDOW

■ The early start in South Beach won't be a problem for the Red Raiders, who regularly practice before 8 a.m. CT on Thursday and Friday during the regular season each week. In fact, Texas Tech is a perfect 5-0 this season in the 12 p.m. ET/11 a.m. CT television window and 8-2 overall in that slot under head coach Joey McGuire. The Red Raiders' only two losses under McGuire came during his debut season in 2022 as Texas Tech has won eight-straight early starts.

■ This will be the third-consecutive game Texas Tech has played in the 11 a.m. CT window and the fourth time in the past five games after defeating BYU on Nov. 8 and then West Virginia on Nov. 29 to close the regular season. The Big 12 Championship against BYU also featured an 11 a.m. CT start time.

RED RAIDER NOTEBOOK**THIS WEEK IN THE TOP-25 POLLS**

■ Texas Tech remained at No. 4 in not only the College Football Playoff committee rankings following its win in the Edward Jones Big 12 Championship, but also moved up one spot in both the Associated Press and USA Today Coaches polls. It is the highest the Red Raiders have appeared in either poll this year as Texas Tech is in the top 10 for the eighth time this season. The Red Raiders have been ranked inside the top 25 of both major polls every week thus far this season.

■ The West Virginia trip to close the regular season marked the first time the Red Raiders had entered a game as a top-five team since Nov. 8, 2008, at Oklahoma. The Red Raiders, who were coming off back-to-back top 10 wins over No. 1 Texas and No. 7 Oklahoma State that season, were ranked No. 2 in both the Associated Press and USA Today Coaches polls that week, marking their highest ranking in program history. Texas Tech has ranked in the top five of the polls in only the 1976 season when the Red Raiders were No. 5 before a late loss at home to No. 9 Houston.

■ Texas Tech will likely finish its season ranked in the top 25 of both the Associated Press and USA Coaches polls for the 12th time in program history. The Red Raiders have not closed a season ranked in the top 10 of either poll in school history as Texas Tech has finished at No. 11 twice previously in 1938 under Pete Cawthon and 1973 under Jim Carlen.

TEXAS TECH HIGHEST FINAL RANKINGS IN HISTORY

Year	Head Coach	AP	Coaches
1938	Pete Cawthon	11	--
1973	Jim Carlen	11	11
1953	DeWitt Weaver	12	12
2008	Mike Leach	12	12
1976	Steve Sloan	13	13
2004	Mike Leach	18	17
1989	Spike Dykes	19	16


THE BIG 12 CHAMPIONS

■ Texas Tech secured its 12th conference title in program history and its first as a Big 12 member with its win over previously-No. 11 BYU in the Edward Jones Big 12 Championship. The victory marked Texas Tech's first outright conference title since the Red Raiders were champions of the Border Conference in 1995. Texas Tech won nine Border Conference titles before departing for the Southwest Conference beginning with the 1960 football season.

■ The Red Raiders shared two Southwest Conference championships during his 30-plus years in the league, splitting the league crown with Houston in 1976 and then with the likes of Texas, Baylor and TCU in 1994. Since joining the Big 12 Conference in 1996, the Red Raiders had only shared a South Division crown in 2008.

TEXAS TECH ALL-TIME CONFERENCE CHAMPIONSHIPS

Year	Conference	Record	Conf. Record
1937	Border	8-4	3-0
1942	Border	4-5-1	3-0-1
1947	Border	6-5	4-0
1948	Border	7-3	5-0
1949	Border	7-5	5-0
1951	Border	7-4	5-0
1953	Border	11-1	5-0
1954	Border	7-2-1	4-0
1955	Border	7-3-1	3-0-1
1976	Southwest	10-2	7-1
1994	Southwest	6-6	4-3
2025	Big 12	12-1	8-1

THE NEXT OPPONENT

Bowl	Chick-fil-A Peach Bowl
Date/Time	Jan. 9 / 6:30 p.m.
TV	ESPN
Location	Atlanta, Ga.
Series Record	TBD

NOTES

■ With a win over Oregon, the Red Raiders will advance to the College Football Playoff Semifinal at the Chick-fil-A Peach Bowl where Texas Tech will meet the winner of the Rose Bowl Game matchup between No. 9 Alabama or No. 1 Indiana.

■ If the top-ranked Hoosiers and the Red Raiders were to advance, it'd be the first meeting in school history between the two schools who are often linked by Bob Knight. The late Knight won 902 games over his illustrious career leading both Indiana (1971-2000) and Texas Tech (2001-08) on the hardwood.

■ A matchup with the Hoosiers would pit the Red Raiders against a Big Ten opponent for the second time in as many College Football Playoff games. Texas Tech is 4-4 all-time against current Big Ten members in bowl games entering the Capital One Orange Bowl versus Oregon.

■ The Red Raiders have faced Alabama only once previously in the Cotton Bowl Classic to close the 2005 season. Alabama held Texas Tech's high-powered offense to only 329 yards and used a wobbly Jamie Christensen 45-yard field goal as time expired to end Texas Tech's season with a 13-10 loss. The loss prevented the Red Raiders from their first-ever Cotton Bowl victory as well as their first 10-win season since 1976.

■ Texas Tech is more than familiar with facing opponents from the Southeastern Conference in a bowl setting after doing so in three of the past four seasons. The Red Raiders routed Mississippi State, 34-7, in the 2021 AutoZone Liberty Bowl and then topped Ole Miss, 42-25, the following year in the TaxAct Texas Bowl. Texas Tech's lone loss during that stretch came a year ago to Arkansas back at the Liberty Bowl. The Red Raiders have lined up against an SEC school in a bowl game 13 times previously, going 4-8-1 all-time in those games.

ALABAMA (0-1)

Date	Loc.	W/L	TTU	UA	Att.
Jan. 2, 2006	N	L	10	13	74,222

INDIANA (0-0)

Date	Loc.	W/L	TTU	IU	Att.
No previous meetings					

COLLEGE FOOTBALL PLAYOFF SCHEDULE**CFP QUARTERFINALS**

Goodyear Cotton Bowl Classic	Dec. 31 / 6:30 p.m.
Capital One Orange Bowl	Jan. 1 / 11 a.m.
Rose Bowl Game	Jan. 1 / 3 p.m.
Allstate Sugar Bowl	Jan. 1 / 7 p.m.

CFP SEMIFINALS

VRBO Fiesta Bowl	Jan. 8 / 6:30 p.m.
Chick-fil-A Peach Bowl	Jan. 9 / 6:30 p.m.

COLLEGE FOOTBALL PLAYOFF NATIONAL CHAMPIONSHIP

Hard-Rock Stadium, Miami	Jan. 19 / 6:30 p.m.
--------------------------	---------------------

UNIFORM TRACKER

Over the past decade, Texas Tech has been among the most innovative teams in the country related to team uniforms. Here's a look at Texas Tech's record in various uniform combinations since the start of the 2000 season.

Helmet-Jersey-Pants	2025	Record
Black-Red-Black	2-0	32-7
White-White-White	1-0	14-10
Black-Black-Black	--	36-22
Black-White-Black	1-0	25-25
Black-Black-White	1-0	9-5
Black-Red-Red	0-1	19-3
Black-White-White	--	15-18
Black-White-Red	--	4-6
Red-White-Red	--	2-4
Black-Red-White	1-0	7-1
White-Black-White	--	2-2
Red-White-Black	--	1-3
Gray-White-Gray	--	1-3
Red-Red-Red	--	1-2
White-Red-Red	1-0	2-2
White-White-Red	1-0	1-2
Red-White-White	--	1-1
Black-Gray-Black	--	1-0
Black-Black-Gray	--	1-0
Gray-Gray-Gray	--	1-0
Black-Black-Red	--	0-1
White-White-Black	1-0	4-0
White-Red-White	1-0	2-0
Red-Red-White	--	1-0
Red-Red-Black	--	0-1
Red-Black-White	--	0-1
Red-Black-Black	--	1-0
Black-White-Gray	--	0-1

SPECIALTY UNIFORMS

100-Year Uniform by adidas (2025)	1-0
Throwbacks (2014-23)	5-9
adidas Gladiator Strategy (2025)	1-0
adidas Gladiator Strategy (2024)	0-1
Wounded Warrior (2010)	1-0
Wounded Warrior (2011)	0-1
Lone Star Pride (2012)	0-1
Lone Survivor (2013)	0-1
Lone Star Pride (2013)	0-1
White Ombre' (2014)	0-1
Lone Star Pride (2014)	0-1
Black Ombre' (2014)	0-1

2025 UNIFORM TRACKER

Opponent	Combo	Result
Arkansas at Pine Bluff	White-Red-Red	W, 67-7
Kent State	Black-Red-Black	W, 62-14
Oregon State	Black-Red-White	W, 45-14
at Utah	White-White-White	W, 34-10
at Houston	Black-White-Black	W, 35-11
Kansas	100-Year Uniform	W, 42-17
at Arizona State	Black-Red-Red	L, 22-26
Oklahoma State	White-Red-White	W, 42-0
at Kansas State	White-White-Black	W, 43-20
BYU	Gladiator Strategy	W, 29-7
UCF	Black-Black-White	W, 48-9
at West Virginia	White-White-Red	W, 49-0
vs. BYU	Black-Red-Black	W, 34-7
vs. Oregon	--	--

THE NATION'S MOST DOMINANT TEAM

Texas Tech's dominance this season has placed the Red Raiders in a rare category in college football history. The Red Raiders are only the fifth team in the Associated Press era (since 1936) to record 12 or more wins by 20-plus points in a season, joining the likes of Nebraska (1971), Florida State (2013), Alabama (2018) and Clemson (2018). Of that group, only the Red Raiders and Alabama recorded their 12th win by at least 20 points prior to the bowl game. Each of the previous four teams to win by that margin at this rate has either finished as the national champion or the runner-up in those seasons.

MOST 20-POINT WINS IN A SEASON DURING AP POLL ERA (SINCE 1936)

Team	Year	Record	20+ Point Wins	Final Ranking
Clemson	2018	15-0	13	No. 1*
Nebraska	1971	13-0	12	No. 1*
Florida State	2013	14-0	12	No. 1*
Alabama	2018	14-1	12	No. 2
Texas Tech	2025	12-1	12	--

* indicates teams who won National Championship.

TEXAS TECH DOMINANT OVERALL

- The Red Raiders have been dominant in their 12 victories this season, winning all 12 games by at least 20 points while outscoring opponents, 552-142, overall. Texas Tech currently leads the nation with an average point differential of plus-31.5 entering the bowl season. The Orange Bowl will be a battle of two of the nation's top leaders in this category as Oregon ranks fifth with a plus-22.8 point differential of its own.
- Texas Tech's win over BYU in the Edward Jones Big 12 Championship snapped the conference record for more wins by 20-plus points in a season, breaking the previous mark of 11 wins that was set by Oklahoma in 2008. Over the history of the league, the Sooners were the only previous team to win 10 or more games by at least 20 points as Oklahoma also did so during its 2003 season.
- Texas Tech's eight Big 12 wins this season by at least 20 points are the most in league history. The Red Raiders are only the sixth team in college football history to win eight or more conference games by that margin, joining Florida State (1993), BYU (1996), Boise State (2002), Alabama (2018) and Ohio State (2019).
- Texas Tech is the only team in the country with 12 or more wins by 20 or more points this season. In fact, only five other FBS teams - Indiana, Notre Dame, Ohio State, South Florida and Utah - have the same number of wins by 20 or more points for the entire season as Texas Tech does for wins by that margin during Big 12 play.

FBS LEADERS FOR AVERAGE POINT DIFFERENTIAL

	School	GP	Pts.	Opp. Pts	Avg.
1.	Texas Tech	13	552	142	31.5
2.	Indiana	13	545	141	31.1
3.	Ohio State	13	454	106	26.8
4.	Notre Dame	12	504	211	24.4
5.	Oregon	13	509	212	22.8
6.	Utah	12	493	224	22.4
7.	North Texas	13	582	324	19.8

FBS LEADERS FOR 20+ POINT WINS THIS SEASON

	School	Wins
1.	Texas Tech	12
2.	Ohio State	8
	Utah	8
	South Florida	8
	Indiana	8
	Notre Dame	8
7.	Four Others	7



FROM A HISTORICAL PERSPECTIVE...

- Texas Tech set a school record with its 10th win by at least 20 points against UCF. The Red Raiders snapped the previous school record of nine that was set in 1953 when Texas Tech ultimately finished 12-1 overall. The dominance Texas Tech has shown this season is somewhat unprecedented as the Red Raiders have had only three other seasons with seven or more wins by at least 20 points prior to this season.
- Texas Tech's current average points margin of 31.5 points is on pace to snap the single-season record that dates back to 1953 when the Red Raiders outscored opponents to the tune of 29.6 points per game. Since joining the Southwest Conference in 1960, Texas Tech's highest average point differential is a 20.6 margin from 2005.

TEXAS TECH RECORD FOR AVERAGE POINT DIFFERENTIAL

	Year	GP	Pts	Opp. Pts	Avg.
1.	2025	13	552	142	31.5
2.	1953	11	463	167	29.6
3.	1932	12	382	35	28.9
4.	1938	10	287	55	23.2
5.	1954	10	367	157	21.0
6.	2005	12	473	226	20.6

YEAR FOUR IS THE YEAR FOR MCGUIRE

- Year Four already had a special meaning for Joey McGuire. He added to its significance at the Edward Jones Big 12 Championship after pushing Texas Tech to its first outright conference title since 1955. McGuire, a legend in the Dallas-Fort Worth metroplex, previously helped lead Cedar Hill High School to a Class 5A Division II state title in his fourth season leading the Longhorns, completing one of the most impressive turnaround stories in Texas high school football history.
- Cedar Hill had not recorded a playoff win in its history until its bi-district win that season to start its state title run, which ultimately culminated with a 51-17 rout over Cy Falls at The Alamodome in San Antonio. Cedar Hill finished 16-0 that season for the first of three state titles under McGuire, who pushed the Longhorns to back-to-back state crowns in 2013 and 2014, this time at AT&T Stadium in Arlington, the site of this weekend's Big 12 Championship.
- McGuire led Cedar Hill to the state title game in 2012 as well as part of a historic run where he was 141-42 over 14 seasons. McGuire, a member of both the Texas High School Coaches Association Hall of Honor and the Texas High School Football Hall of Fame, departed Cedar Hill following the 2016 season to accept an assistant coach position on Matt Rhule's staff at Baylor.



TECH SETS SCHOOL RECORD FOR WINS

- Texas Tech set a new school record for single-season wins with its victory over BYU in the Edward Jones Big 12 Championship, which improved the Red Raiders to 12-1 overall entering the College Football Playoff. Texas Tech had previously finished with 11 wins three times in program history as the Red Raiders were previously 11-1 in both 1953 and 1973 as well as 11-2 in 2008. Of those seasons, the Red Raiders won 11 regular-season games only in 2008 prior to this year.
- Texas Tech previously secured the seventh 10-win season in program history against UCF and its first since 2008. In addition to the 2008 campaign, Texas Tech previously finished with at least 10 wins during the 1932, 1938, 1953, 1973 and 1976 seasons.
- With the win over the Knights, Joey McGuire became the sixth head coach in program history to lead the Red Raiders to a 10-win season, joining Pete Cawthon (1932, 1938), DeWitt Weaver (1953), Jim Carlen (1973), Steve Sloan (1976) and Mike Leach (2008).

TEXAS TECH 10-WIN SEASONS IN SCHOOL HISTORY

Year	Head Coach	Final Record
1932	Pete Cawthon	10-2
1938	Pete Cawthon	10-1
1953	DeWitt Weaver	11-1*
1973	Jim Carlen	11-1
1976	Steve Sloan	10-2*
2008	Mike Leach	11-2*
2025	Joey McGuire	12-1

* years where Texas Tech at least shared a conference title.

A NEW STANDARD FOR BIG 12 WINS

- Texas Tech began this season with the ultimate goal of finding its way to AT&T Stadium in Arlington, the site of the Big 12 Championship game. Texas Tech ultimately earned a trip to the league title game after finishing 8-1 in Big 12 play, marking the most conference wins in program history.
- This is only the third time Texas Tech has boasted seven or more conference wins as the Red Raiders finished with a 7-1 record in both 1976 and again in 2008. The Red Raiders had won six or more games only once - last season - since the Big 12 moved to a nine-game conference schedule in 2011.
- Prior to last season, Texas Tech had only two seasons with six or more Big 12 victories, which came during the 2005 (6-2) and 2008 (7-1) campaigns under Mike Leach when the conference maintained an eight-game league schedule.
- Texas Tech finished with six or more league wins in the Southwest Conference twice, which came off a 7-1 campaign under Steve Sloan in 1976 and a 6-1 mark under Jim Carlen in 1973. The Southwest Conference rotated between a seven and eight-game format throughout Texas Tech's tenure from 1960-95 as the Red Raiders won five or more games 10 times.
- With the win at Kansas State, Texas Tech secured its fourth-consecutive season with a winning conference record for the third time since joining the Southwest Conference in 1960. The Red Raiders previously enjoyed a seven-year span with an above-.500 league record under Spike Dykes from 1991-97, which covered Texas Tech's late tenure in the SWC and the beginning two years as a Big 12 member. Texas Tech also went four-straight seasons with a winning SWC record from 1967-70 under JT King and Jim Carlen.

STRENGTH IN TEXAS TECH'S WINS

- Texas Tech enters the College Football Playoff with three wins on its resume over teams with 10 victories of their own this season after defeating Utah to start Big 12 play and then BYU twice by a combined margin of victory of 24.3 points.

- Entering bowl season, Texas Tech was the only team in the College Football Playoff field with three wins over power conference schools with at least 10 wins of their own this season. In fact, the Red Raiders were one of only four CFP participants with multiple victories over power conference 10-win teams, joining Alabama (2), Indiana (2) and Georgia (2). The Crimson Tide secured their third such win by topping Oklahoma in the CFP opening round.
- When you include a road win at Houston, Texas Tech has four victories over power conference teams with nine or more wins this season, winning those games by an average of 24.3 points. Georgia also has four wins against nine-win teams but has won by an average of only 15.3 points. Ohio State and Alabama were the only other College Football Playoff participants with at least three victories against nine-win power conference teams with the Crimson Tide joining that group in the CFP opener at Oklahoma.

THE HOTTEST TICKET IN TOWN

- Texas Tech snapped the single-season school record for average attendance this season after an average of 60,143 fans packed Jones AT&T Stadium over seven games. It easily broke the previous school record of 58,934 fans that were on hand over six games in 2014.
- Texas Tech sold out of season tickets for the third-consecutive season in early May as Red Raider fans purchased more than 33,000 season passes for the 2025 campaign. This total does not include seats reserved for Texas Tech's student body, either. Texas Tech also sold out its entire premium seating inventory in all areas of Jones AT&T Stadium, which includes more than 100 luxury suites and 1,600 club seats.
- Texas Tech has added more than 14,000 season tickets since Joey McGuire's hiring in November 2021. Texas Tech previously sold 28,000 season tickets for McGuire's debut season in 2022, which, like this year's total, ranks among the top-10 highest season ticket counts in program history.
- Texas Tech played in front of a sold-out crowd in six of its seven home games this season as a full 60,229 fans were on hand for the Arkansas-Pine Bluff, Kent State, Oregon State, Kansas, BYU and UCF wins.
- After a record-setting season at home, Red Raider Nation took over AT&T Stadium in Arlington for the Edward Jones Big 12 Championship. The conference title game drew a record crowd of 85,519 fans, the vast majority wearing scarlet, to watch the Red Raiders secure their first Big 12 title in program history. It marked the largest crowd ever to attend a Power Four football championship game in history and was the fifth-highest attended collegiate game all-time at AT&T Stadium.
- Jones AT&T Stadium added to its lineup of events this spring, country music legend George Strait playing on back-to-back nights April 24-25. It is one of the limited shows Strait is performing in 2026 as he will be joined by Dylan Gossett and Zach Top on the first night and then Hudson Westbrook and Miranda Lambert on the final show.

TEXAS TECH GAME-BY-GAME ATTENDANCE

Date	Opponent	Attendance
Aug. 30	Arkansas-Pine Bluff	60,229*
Sept. 6	Kent State	60,229*
Sept. 13	Oregon State	60,229*
Oct. 4	Kansas	60,229*
Oct. 25	Oklahoma State	59,625
Nov. 8	BYU	60,229*
Nov. 15	UCF	60,229*
Dec. 6	vs. BYU (Big 12 Championship)	85,519**

* designates sellouts

** Edward Jones Big 12 Championship Record

THE BRAND NUMBER



Here at Texas Tech, there is only one available jersey number that is protected: No. 3. The jersey represents the player or players who best represent the core tenets of "The Brand," which represents Texas Tech's daily quest to be the "toughest, hard-working, most competitive team in the country." The Red Raiders have two players wearing the jersey this season in linebacker Bryce Ramirez and wide receiver Coy Eakin. Ramirez was awarded the jersey prior to the 2023 season in recognition of his determination and leadership in response to a catastrophic leg injury suffered the year before at N.C. State. Eakin, meanwhile, is in his first season wearing the No. 3 jersey after switching from No. 8 previously.

In addition to representing the standards of "The Brand," the No. 3 jersey is designated to honor the life of the late Luke Siegel, who passed in August 2021 after inspiring countless others across the nation with his fighting spirit in the wake of a golf-cart accident. The No. 3 represented Siegel's favorite number.

DEGREES EARNED

The Red Raiders enter the College Football Playoff with 33 student-athletes who are current college graduates, including 12 who earned their degree from Texas Tech University. The Red Raiders recorded their highest team GPA in history this fall in the midst of a 12-1 record and a Big 12 title.

Name	Degree
Roy Alexander	Sociology*
Tanner Allen	Natural Resource Management
David Bailey	Science, Technology, and Society*
E'Maurion Banks	Interdisciplinary Studies
Jack Burgess	Interdisciplinary Studies
Davion Carter	Interdisciplinary Studies
Chief Collins	Management
Luke Dillingham	Criminology
Caleb Douglas	Interdisciplinary Studies
Gage Elder	University Studies
Jack Esparza	Communication Studies
Charles Esters III	Management
Skyler Gill-Howard	Leadership Studies
Mitch Griffin	Elementary Education*
Stone Harrington	Sport Management
Romello Height	American Popular Culture*
A.J. Holmes Jr.	Leadership Studies
Lee Hunter	General Studies*
Will Jados	Information Technology*
Jurrien Loftin	Economics
Trent Low	Finance
A.J. McCarty	University Studies
John Carlos Miller II	Interdisciplinary Studies
Behren Morton	University Studies
Bryce Ramirez	Information Technology
Ben Roberts	Kinesiology
Jacob Rodriguez	General Studies
Vinny Sciury	Communication Studies*
Terrell Tilmon	Interdisciplinary Studies
Haydon Wiginton	Sport Management
Sheridan Wilson	Information Technology
Cole Wisniewski	Business Administration*
Hunter Zambrano	Interdisciplinary Studies*

* indicates degree earned prior to arrival at Texas Tech

BIG 12 CONFERENCE STANDINGS

	CONF	PCT.	OVERALL	STK
#4 Texas Tech	8-1	.89	12-1	W6
#12 BYU	8-1	.889	11-2	L1
#15 Utah	7-2	.778	10-2	W5
#17 Arizona	6-3	.667	9-3	W5
#21 Houston	6-3	.667	9-3	W1
Arizona State	6-3	.667	8-4	L1
Cincinnati	5-4	.556	7-5	L4
Iowa State	5-4	.556	8-4	W3
Kansas State	5-4	.556	6-6	W1
TCU	5-4	.556	8-4	W2
Baylor	3-6	.333	5-7	L3
Kansas	3-6	.333	5-7	L3
UCF	2-7	.222	5-7	L1
West Virginia	2-7	.222	4-8	L2
Colorado	1-8	.111	3-9	L5
Oklahoma State	0-9	.000	1-11	L11

BIG 12 UPCOMING SCHEDULE

Big 12 Bowl Tie-In Games & CFP Schedule

SATURDAY, DECEMBER 27, 2025

Pop-Tarts Bowl	2:30 p.m.
Georgia Tech vs BYU (ABC)	
Kinder's Texas Bowl	8:15 p.m.
LSU vs Houston (ESPN)	

TUESDAY, DECEMBER 30, 2025

Valero Alamo Bowl	8 p.m.
USC vs TCU (ESPN)	

WEDNESDAY, DECEMBER 31, 2025

Tony the Tiger Sun Bowl	1 p.m.
Duke vs Arizona State (CBS)	
SRS Distribution Las Vegas Bowl	2:30 p.m.
Nebraska vs Utah (ESPN)	
Goodyear Cotton Bowl Classic (CFP Quarterfinal)	6:30 p.m.
#10 Miami vs #2 Ohio State (ESPN)	

THURSDAY, JANUARY 1, 2026

Capital One Orange Bowl (CFP Quarterfinal)	11 a.m.
#5 Oregon vs #4 Texas Tech (ESPN)	
Rose Bowl Game (CFP Quarterfinal)	3 p.m.
#9 Alabama vs #1 Indiana (ESPN)	
Allstate Sugar Bowl (CFP Quarterfinal)	7 p.m.
#6 Ole Miss vs #3 Georgia (ESPN)	

FRIDAY, JANUARY 2, 2026

AutoZone Liberty Bowl	3:30 p.m.
Navy vs Cincinnati (ESPN)	
Trust & Will Holiday Bowl	7 p.m.
SMU vs Arizona (FOX)	

THURSDAY, JANUARY 8, 2026

VRBO Fiesta Bowl (CFP Semifinal)	6:30 p.m.
----------------------------------	-----------

FRIDAY, JANUARY 9, 2026

Chick-fil-A Peach Bowl (CFP Semifinal)	6:30 p.m.
--	-----------

MONDAY, JANUARY 19, 2026

College Football Playoff National Championship	6:30 p.m.
--	-----------

HOME SWEET HOME

■ Texas Tech finished a perfect 7-0 this season inside the friendly confines of Jones AT&T Stadium where the Red Raiders are now 22-5 under Joey McGuire since his hiring prior to the 2022 campaign. Texas Tech is 14-4 at home against Big 12 opponents under McGuire and an impressive 8-1 during non-conference play.

■ The Red Raiders boast the highest home winning percentage among Big 12 schools during that span, which is 13th among power conference teams during that same time. BYU is second in the league with an 19-5 record at home.

■ This was the 14th time in program history and the third time in a four-year span Texas Tech hosted seven games in a season, continuing its recent trend of prioritizing home games. The Red Raiders are slated to host seven home games in two of the next three seasons with 2027 being the lone exception.

■ With its victory over UCF, Texas Tech finished with a win in every home game for the first time since 2008 and the 12th time in history. The Red Raiders had previously been perfect at home five times total since joining the Southwest Conference in 1960, which came during the 2008, 2005, 1995, 1973 and 1965 seasons.

BEST BIG 12 HOME WINNING PERCENTAGES SINCE 2022

School	W-L	Pct.
1. Texas Tech	22-5	.815
2. BYU	19-5	.792
3. Kansas State	20-6	.769
4. Utah	19-6	.760
TCU	19-6	.760

ROAD TESTED

■ Texas Tech secured its fourth win away from home at West Virginia, improving the Red Raiders to 4-1 in road games this season. The 49-0 rout over the Mountaineers marked Texas Tech's first shutout in Big 12 play on the road since the Red Raiders blanked Baylor, 28-0, in 2005. It followed a 43-20 victory over Kansas State, a 34-10 win at previously-No. 16 Utah and then a 35-11 win at Houston with the lone loss coming at Arizona State.

■ With its win at West Virginia, the Red Raiders finished with their first four-win season on the road since 2008 when Texas Tech won away from home at Nevada, Kansas State, Texas A&M and Kansas. It marked Texas Tech's first-ever season with four Big 12 road wins since joining the conference in 1996.

RED RAIDERS IN ONE-POSSESSION GAMES

■ Texas Tech has ranked among the nation's most successful teams in one-possession games since hiring Joey McGuire in 2022. The Red Raiders are 13-5 in such games under McGuire – a drastic improvement for a program that went a combined 13-20 in the seven seasons prior to his arrival. Texas Tech was 4-0 in one-possession games during McGuire's debut season in 2022 followed by a 3-3 mark in 2023 and a 6-1 record last year.

■ The Red Raiders, who have dominated opponents with 12 wins by at least 20 points this season, dropped their lone one-possession game of the year at Arizona State, a 26-22 loss that came after a final two-minute drive from the Sun Devils.

■ Among teams nationally with at least eight one-possession games since 2022, Texas Tech leads the Big 12 for winning percentage, besting the likes of Houston (15-7, .682), BYU (12-6, .667) and West Virginia (11-7, .611). Texas Tech is 10th nationally for winning percentage in one-possession games during that same stretch.

■ Texas Tech is an impressive 8-1 at home in one-possession games under McGuire with the lone loss coming early in the 2023 season to No. 13 Oregon. The Red Raiders are 5-4 on the

road, including three wins during the 2024 season at Arizona, Iowa State and Oklahoma State. Texas Tech also won a one-possession game at Iowa State in 2022 and at Kansas in 2023.

FBS LEADERS IN ONE-POSSESSION WINNING % SINCE 2022

School	TOTAL GMS	W-L (%)
1. Michigan	15	13-2 (.667)
2. Coastal Carolina	13	11-2 (.846)
3. Tulane	18	15-3 (.833)
4. Georgia	14	11-3 (.786)
5. Tennessee	12	9-3 (.750)
6. Ohio	19	14-5 (.737)
7. James Madison	15	11-4 (.733)
8. Charlotte	11	8-3 (.727)
9. Kennesaw State	11	8-3 (.727)
10. Texas Tech	18	13-5 (.722)

BIG 12 ONE-POSSESSION WINNING % LEADERS SINCE 2022

School	TOTAL GMS	W-L (%)
1. Texas Tech	18	13-5 (.722)
2. Houston	22	15-7 (.682)
3. BYU	18	12-6 (.667)
4. West Virginia	18	11-7 (.611)
5. Arizona State	23	14-9 (.609)
6. TCU	22	13-9 (.591)

NOVEMBER GOOD TO TECH UNDER MCGUIRE

■ The month of November has been good for the Red Raiders under Joey McGuire as Texas Tech is a combined 13-3 over his four seasons. That is a drastic improvement for a Texas Tech program that was a combined 10-31 (.244) during the month over the previous 11 seasons. Texas Tech finished 3-1 over the final month in each of McGuire's first three seasons.

■ The Red Raiders completed a perfect 4-0 final month with their win at West Virginia, which marked the first undefeated November since 1993 when Texas Tech closed out a five-game winning streak to end the regular season with victories over TCU, SMU and Houston.

■ Joey McGuire's 13-3 record during the month of November is the highest winning percentage for a Texas Tech head coach in regular-season games in November or December through his first four seasons. McGuire is now tied with DeWitt Weaver (13-4-1) for the most November wins through the first four seasons in program history.

■ Texas Tech's 13-3 record in November since the start of the 2022 season is easily among the best in the Big 12 with Arizona in second with a 12-5 record (.706) during that span.

TECH HEAD COACHES IN NOVEMBER (FIRST 4 SEASONS)

Name	Years	Record
Joey McGuire	2022-	13-3 (.813)
DeWitt Weaver	1951-54	13-4-1 (.750)*
Dell Morgan	1941-44	11-4-1 (.719)
Steve Sloan	1975-77	9-4 (.692)*
Pete Cawthon	1930-33	11-5 (.688)
Spike Dykes	1987-90	8-4-1 (.654)*
Jim Carlen	1970-73	9-5 (.643)
* includes regular-season game played in December		

BIG 12 PROGRAMS IN NOVEMBER (2022-PRESENT)

School	Record	Pct.
1. Texas Tech	13-3	.813
2. Arizona	12-5	.706
3. TCU	10-6	.625
4. Utah	9-6	.600
5. West Virginia	9-7	.563



TEXAS TECH BOWL HISTORY



▲ The duo of **BEHREN MORTON** and **JACOB RODRIGUEZ** have led the Red Raiders to a bowl victory already in their careers as they were the Offensive and Defensive MVP of Texas Tech's victory over Cal in the 2023 Independence Bowl.

ALL-TIME BOWL APPEARANCES

Season	Bowl	Opponent	Result	Tech Coach	Date
2024	Liberty	Arkansas	L, 26-39	Joey McGuire	12/27/24
2023	Independence	California	W, 34-14	Joey McGuire	12/16/23
2022	Texas	Ole Miss	W, 42-25	Joey McGuire	12/28/22
2021	Liberty	Mississippi State	W, 35-7	Sonny Cumbie*	12/28/21
2017	Birmingham	#23 South Florida	L, 34-38	Kliff Kingsbury	12/23/17
2015	Texas	#22 LSU	L, 27-56	Kliff Kingsbury	12/29/15
2013	Holiday	#16 Arizona State	W, 34-23	Kliff Kingsbury	12/30/13
2012	Meineke Car Care	Minnesota	W, 34-31	Chris Thomsen*	12/28/12
2010	TicketCity	Northwestern	W, 45-38	Tommy Tuberville	1/1/11
2009	Alamo	Michigan State	W, 41-31	Ruffin McNeil*	1/2/10
2008	Cotton	#20 Ole Miss	L, 34-47	Mike Leach	1/2/09
2007	Gator	#20 Virginia	W, 31-28	Mike Leach	1/1/08
2006	Insight	Minnesota	W, 44-41 (OT)	Mike Leach	12/29/06
2005	Cotton	#13 Alabama	L, 10-13	Mike Leach	1/2/06
2004	Holiday	#4 California	W, 45-31	Mike Leach	12/30/04
2003	Houston	Navy	W, 38-14	Mike Leach	12/30/03
2002	Tangerine	Clemson	W, 55-15	Mike Leach	12/23/02
2001	Alamo	Iowa	L, 16-19	Mike Leach	12/29/01
2000	GalleryFurniture.com	East Carolina	L, 27-40	Mike Leach	12/27/00
1998	Independence	Ole Miss	L, 18-35	Spike Dykes	12/31/98
1996	Alamo	#21 Iowa	L, 0-27	Spike Dykes	12/29/96
1995	Copper	Air Force	W, 55-41	Spike Dykes	12/27/95
1994	Cotton	#21 Southern Cal	L, 14-55	Spike Dykes	1/2/95
1993	John Hancock	#19 Oklahoma	L, 10-41	Spike Dykes	12/24/93
1989	All-American	#20 Duke	W, 49-21	Spike Dykes	12/28/89
1986	Independence	Ole Miss	L, 17-20	Spike Dykes*	12/20/86
1977	Tangerine	#19 Florida State	L, 17-40	Steve Sloan	12/23/77
1976	Bluebonnet	#9 Nebraska	L, 24-27	Steve Sloan	12/31/76
1974	Peach	Vanderbilt	T, 6-6	Jim Carlen	12/28/74
1973	Gator	#20 Tennessee	W, 28-19	Jim Carlen	12/29/73
1972	Sun	#16 North Carolina	L, 28-32	Jim Carlen	12/30/72
1970	Sun	#13 Georgia Tech	L, 9-17	Jim Carlen	12/19/70
1965	Gator	Georgia Tech	L, 21-31	JT King	12/31/65
1964	Sun	Georgia	L, 0-7	JT King	12/26/64
1955	Sun	Wyoming	L, 14-21	DeWitt Weaver	1/1/56
1953	Gator	#17 Auburn	W, 35-13	DeWitt Weaver	1/1/54
1951	Sun	Pacific	W, 25-14	DeWitt Weaver	1/1/52
1948	Raisin	San Jose State	L, 13-20	Dell Morgan	12/31/48
1947	Sun	Miami (Ohio)	L, 12-13	Dell Morgan	1/1/48
1941	Sun	Tulsa	L, 0-6	Dell Morgan	1/1/42
1938	Cotton	St. Mary's (CA)	L, 13-20	Pete Cawthon	1/2/39
1937	Sun	West Virginia	L, 6-7	Pete Cawthon	1/1/38

* indicates head coaches who were serving in an interim role for the bowl game.

ALL-TIME BOWL LEADERS

Texas Tech All-Time Bowl Record: 17-24-1

School	Appearances
1. Alabama	79
2. Georgia	64
3. Texas	61
4. Oklahoma	59
5. Tennessee	58
6. USC	57
LSU	57
Ohio State	57
9. Nebraska	55
Penn State	55
11. Michigan	53
12. Clemson	52
13. Florida	49
14. Florida State	48
Georgia Tech	48
16. Auburn	47
17. Arkansas	45
Miami (Fla.)	45
Texas A&M	45
20. Texas Tech	43
Washington	43
Mississippi	43
23. BYU	42
24. Notre Dame	41
West Virginia	41

BOWL RECORDS

COACHING RECORDS

Head Coach	Appearances	Record
1. Mike Leach	9	5-4
2. Spike Dykes	7	2-5
3. Jim Carlen	4	1-2-1
4. Joey McGuire	3	2-1
Kliff Kingsbury	3	1-2
DeWitt Weaver	3	2-1
Dell Morgan	3	0-3
7. Steve Sloan	2	0-2
JT King	2	0-2
Pete Cawthon	2	0-2

RECORD BY BOWL GAME

Bowl	No.	W-L-T	Pct.	Seasons
Sun/John Hancock	9	1-8-0	.111	1937, 41, 47, 51, 55, 64, 70, 72, 93
Houston/Texas	5	3-2-0	.500	2000, 03, 12, 15, 22
Gator	4	3-1-0	.750	1953, 65, 73, 07
Cotton	4	0-4-0	.000	1938, 94, 05, 08
Alamo	3	1-2-0	.333	1996, 01, 09
Independence	3	1-2-0	.333	1986, 98, 23
Holiday	2	2-0-0	1.000	2004, 13
Tangerine	2	1-1-0	.500	1977, 02
Liberty	2	1-1-0	.500	2021, 2024
Birmingham	1	0-1-0	.000	2017
TicketCity	1	1-0-0	1.000	2010
Insight	1	1-0-0	1.000	2006
All-American	1	1-0-0	1.000	1989
Bluebonnet	1	0-1-0	.000	1976
Copper	1	1-0-0	1.000	1995
Peach	1	0-0-1	.000	1974
Raisin	1	0-1-0	.000	1949

BOWL HISTORY

INDIVIDUAL BOWL HONORS

Year	Player	Bowl	Award
2024	J'Koby Williams	Liberty Bowl	Visiting Team - Off. Player of the Game
	Jacob Rodriguez	Liberty Bowl	Visiting Team - Def. Player of the Game
2023	Behren Morton	Independence Bowl	Offensive MVP
	Jacob Rodriguez	Independence Bowl	Defensive MVP
2022	Tyler Shough	Texas Bowl	Most Valuable Player
2021	Donovan Smith	Liberty Bowl	Most Valuable Player, Offensive MVP
	Tyree Wilson	Liberty Bowl	Defensive MVP
2013	Davis Webb	Holiday Bowl	Offensive MVP
	Will Smith	Holiday Bowl	Defensive MVP
2012	Seth Doege	Meineke Car Care	Most Valuable Player
2010	Taylor Potts	TicketCity Bowl	Most Valuable Player
2007	Graham Harrell	Gator Bowl	Most Valuable Player
2006	Graham Harrell	Insight Bowl	Offensive MVP
	Antonio Huffman	Insight Bowl	Defensive MVP
2005	David Schaefer	Cotton Bowl	Scholar Athlete
2004	Sonny Cumbie	Holiday Bowl	Offensive MVP
	Vincent Meeks	Holiday Bowl	Defensive MVP
2003	B.J. Symons	Houston Bowl	Most Valuable Player
	Adell Duckett	Houston Bowl	Defensive MVP
2002	Kliff Kingsbury	Tangerine Bowl	Most Valuable Player
	John Saldi	Tangerine Bowl	Team Defensive MVP
2001	Anton Paige	Alamo Bowl	Fred Jacoby Sportsmanship Award
1998	Keith Cockrum	Independence Bowl	Scholar-Athlete Award
1996	Shane Dunn	Alamo Bowl	Fred Jacoby Sportsmanship Award
1995	Byron Hanspard	Cotton Bowl	Most Valuable Player
1993	Shawn Jackson	John Hancock Bowl	Most Valuable Lineman
1989	James Gray	All-American Bowl	Most Valuble Player
1986	James Mosley	Independence Bowl	Oustanding Def. Player
1976	Rodney Allison	Bluebonnet Bowl	Most Valuable Back
	Larry Isaac	Peach Bowl	Outstanding Offensive Player

1972	Georgia Smith	Sun Bowl	Most Valuable Player
	Ecomet Burley	Sun Bowl	Most Valuable Lineman
1965	Donny Anderson	Gator Bowl	Most Valuable Player
1954	Bobby Cavazos	Gator Bowl	Most Valuable Player
1942	Ty Bain	Sun Bowl	Most Valuable Player
1938	Elmer Tarbox	Cotton Bowl	Outstanding Player

TEAM RECORDS

Most Net Rushing Yards	361, vs. Air Force, 1995 Copper Bowl
Highest Average per Rush	9.3, vs. Air Force, 1995 Copper Bowl
Most Passing Attempts	60, vs. California, 2004 Holiday Bowl
Most Completions	41, vs. Navy, 2003 Houston Bowl
Most Interceptions	5, vs. St. Mary's, 1939 Cotton Bowl
Highest Completion Percentage	77.4 vs. Navy, 2003 Houston Bowl
Most Passing Yards	520, vs. California, 2004 Holiday Bowl
Most TD Passes	5 vs. Clemson, 2002 Tangerine Bowl
Most Plays (Total Offense)	88, vs. Ole Miss, 2022 TaxAct Texas Bowl
Most Yards (Total Offense)	606, vs. Air Force, 1995 Copper Bowl
Most Points	55, vs. Air Force, 1995 Copper Bowl
	55, vs. Clemson, 2002 Tangerine Bowl
Most Points Allowed	55, vs. USC, 1995 Cotton Bowl
Most Touchdowns	7, vs. Air Force, 1995 Copper Bowl
	7, vs. Duke, 1989 All-American Bowl
Most Field Goals	3, vs. Ole Miss, 2022 TaxAct Texas Bowl
Most Points in One Quarter	24 (4th), vs. Minnesota, 2006 Insight Bowl
Most Points in One Half	34, vs. Clemson, 2002 Tangerine Bowl
Most First Downs	30, vs. Navy, 2003 Houston Bowl
	30, vs. California, 2004 Holiday Bowl
Most Penalties Against	12, vs. Pacific, 1952 Sun Bowl
Most Yards Penalized	127, vs. Navy, 2003 Houston Bowl
Most Fumbles Lost	3, vs. Four Teams



BOWL RECORDS
INDIVIDUAL RECORDS

RUSHING

Most Attempts

33	James Gray vs. Duke	1989 All-American
27	Byron Morris vs. Oklahoma	1993 John Hancock
25	Tyler Shough vs. Ole Miss	2022 TaxAct Texas
24	Byron Hanspard vs. Air Force	1995 Copper

Most Net Yards

280	James Gray vs. Duke	1989 All-American
260	Byron Hanspard vs. Air Force	1995 Copper
172	George Smith vs. North Carolina	1972 Sun

Highest Average Per Carry (10 carry min.)

12.3	George Smith vs. North Carolina	1972 Sun
10.9	Bobby Cavazos vs. Auburn	1953 Gator
10.8	Byron Hanspard vs. Air Force	1995 Copper

Most Rushing TDs

4	James Gray vs. Duke	1989 All-American
4	Byron Hanspard vs. Air Force	1995 Copper
3	Bobby Cavazos vs. Auburn	1953 Gator
3	George Smith vs. North Carolina	1972 Sun

Longest Rushing TD

86	Eric Stephens vs. Northwestern	2010 TicketCity
----	--------------------------------	-----------------

PASSING

Most Attempts

69	Graham Harrell vs. Virginia	2007 Gator
60	Sonny Cumbie vs. California	2004 Holiday
59	Nic Shimonek vs. South Florida	2017 Birmingham

Most Completions

44	Graham Harrell vs. Virginia	2007 Gator
43	Taylor Potts vs. Northwester	2010 TicketCity
41	B.J. Symons vs. Navy	2003 Houston

Highest Percentage of Completions (10 attempt min.)

77.4	B.J. Symons vs. Navy	2003 Houston
74.4	Kliff Kingsbury vs. Clemson	2002 Tangerine
72.7	Joe Barnes vs. Tennessee	1973 Gator

Most Yards Gained

520	Sonny Cumbie vs. California	2004 Holiday
497	B.J. Symons vs. Navy	2003 Houston
445	Graham Harrell vs. Minnesota	2006 Insight

Most TD Passes

4	Kliff Kingsbury vs. East Carolina	2000 Gallery Furniture
4	B.J. Symons vs. Navy	2003 Houston
4	Graham Harrell vs. Mississippi	2008 Cotton
4	Taylor Potts vs. Northwestern	2010 TicketCity
4	Davis Webb vs. Arizona State	2013 Holiday
4	Patrick Mahomes II vs. LSU	2015 Texas

RECEIVING

Most Receptions

11	Joel Filani vs. Minnesota	2006 Insight
11	Darrin Moore vs. Minnesota	2012 Meineke
11	Keke Coutee vs. South Florida	2017 Birmingham
10	Eric Morris vs. Mississippi	2008 Cotton
10	Lyle Leong vs. Northwestern	2010 TicketCity

Most Yards Gained

187	Keke Coutee vs. South Florida	2017 Birmingham
162	Joel Filani vs. Minnesota	2006 Insight
147	Darrell Jones vs. East Carolina	2000 galleryfurniture
	Trey Haverty vs. California	2004 Holiday

Most TD Receptions

3	Jakeem Grant vs. LSU	2015 Texas
2	Billy Taylor vs. Nebraska	1976 Bluebonnet
	Derek Dorris vs. East Carolina	2000 Gallery Furniture
	Mickey Peters vs. Navy	2003 Houston
	Jarrett Hicks vs. California	2004 Holiday
	Edward Britton vs. Mississippi	2008 Cotton
	Lyle Leong vs. Northwestern	2010 TicketCity
	Jakeem Grant vs. Arizona State	2013 Holiday

KICKING

Most FGs made

2	Brian Hall vs. Vanderbilt	1974 Peach
	Tony Rogers vs. Air Force	1995 Copper
	Robert Treece vs. Iowa	2001 Alamo
	Robert Treece vs. Clemson	2002 Tangerine
	Matt Williams vs. Michigan State	2009 Alamo
	Ryan Bustin vs. Minnesota	2012 Meineke
	Clayton Hatfield vs. South Florida	2017 Birmingham
	Gino Garcia vs. California	2023 Independence

Most PATs

7	Tony Rogers vs. Air Force	1995 Copper
6	Alex Trlica vs. California	2004 Holiday
	Matt Williams vs. Northwestern	2010 TicketCity

Kickoff Return For Touchdown

1	Jakeem Grant vs. Minnesota	2012 Meineke
1	Reginald Davis vs. Arizona State	2013 Holiday
1	Loic Fouonji vs. Ole Miss	2022 TaxAct Texas

Most Points Scored

24	James Gray vs. Duke	1989 All-American
24	Byron Hanspard vs. Air Force	1995 Copper
18	Bobby Cavazos vs. Auburn	1953 Gator
18	George Smith vs. North Carolina	1972 Sun
18	Jakeem Grant vs. LSU	2015 Texas
18	Keke Coutee vs. South Florida	2017 Birmingham

Longest FG

52	Alex Trlica vs. Minnesota	2006 Insight
50	Clinton Greathouse vs. Iowa	2001 Alamo

TOTAL OFFENSE

Most Offensive Plays

73	Graham Harrell vs. Virginia	2007 Gator
69	Patrick Mahomes II vs. LSU	2015 Texas
65	Tyler Shough vs. Ole Miss	2022 TaxAct Texas
64	Graham Harrell vs. Mississippi	2008 Cotton
63	Nic Shimonek vs. South Florida	2017 Birmingham
62	Sonny Cumbie vs. California	2004 Holiday

Most Yards

514	Sonny Cumbie vs. California	2004 Holiday
500	B.J. Symons vs. Navy	2003 Houston
439	Graham Harrell vs. Minnesota	2006 Insight

JOEY MCGUIRE FILE

Hometown	Crowley, Texas
Education	Texas-Arlington '95 (Kinesiology)
Wife	Debbie
Children	Daughter: Raegan; Son: Garret

COACHING HISTORY

Year	Position
2022-present	Texas Tech Head Coach
2020-21	Baylor Assoc. Head Coach (Outside Linebackers)
2019	Baylor Associate Head Coach (Defensive Ends)
2017-18	Baylor Assistant Coach (Tight Ends)
2003-16	Cedar Hill High School Head Coach
1997-02	Cedar Hill High School Assistant Coach
1995-96	Crowley High School Assistant Coach

BOWL GAMES (7)

2025	College Football Playoff
2024	AutoZone Liberty Bowl
2023	Radiance Technologies Independence Bowl
2022	TaxAct Texas Bowl
2021	Allstate Sugar Bowl*
2019	Allstate Sugar Bowl
2018	Academy Sports + Outdoors Texas Bowl

* bowl came after he already accepted the Texas Tech position.

RECORD vs. OPPONENTS

Opponent	Overall	Home	Away	Neutral
Abilene Christian	1-0	1-0	0-0	0-0
Arizona	1-0	0-0	1-0	0-0
Arizona State	1-1	1-0	0-1	0-0
Arkansas	0-0	0-0	0-0	0-1
Arkansas-Pine Bluff	1-0	1-0	0-0	0-0
Baylor	1-2	0-2	1-0	0-0
BYU	2-1	1-0	0-1	1-0
California	1-0	0-0	0-0	1-0
Cincinnati	1-0	1-0	0-0	0-0
Colorado	0-1	0-1	0-0	0-0
Houston	3-0	2-0	1-0	0-0
Iowa State	2-0	0-0	2-0	0-0
Kansas	3-0	2-0	1-0	0-0
Kansas State	1-2	0-1	1-1	0-0
Kent State	1-0	1-0	0-0	0-0
Murray State	1-0	1-0	0-0	0-0
N.C. State	0-1	0-0	0-1	0-0
North Texas	1-0	1-0	0-0	0-0
Oklahoma	1-0	1-0	0-0	0-0
Oklahoma State	2-1	1-0	1-1	0-0
Ole Miss	1-0	0-0	0-0	1-0
Oregon	0-1	0-1	0-0	0-0
Oregon State	1-0	1-0	0-0	0-0
Tarleton State	1-0	1-0	0-0	0-0
TCU	1-2	1-0	0-2	0-0
Texas	1-1	1-0	0-1	0-0
UCF	2-0	2-0	0-0	0-0
Utah	1-0	0-0	1-0	0-0
Washington State	0-1	0-0	0-1	0-0
West Virginia	3-1	2-0	1-1	0-0
Wyoming	0-1	0-0	0-1	0-0

RECORD vs. CONFERENCES

Conference	Overall	Home	Away	Neutral
American	2-0	2-0	0-0	0-0
ACC	0-1	0-0	0-1	0-0
Big Ten	0-0	0-0	0-0	0-0
Big 12	25-12	14-4	10-8	1-0
Conference USA	0-0	0-0	0-0	0-0
FBS Independents	0-0	0-0	0-0	0-0
Mid-American	1-0	1-0	0-0	0-0
Mountain West	0-1	0-0	0-1	0-0
Pac-12	2-2	1-1	0-1	1-0
SEC	1-1	0-0	0-0	1-1
Sun Belt	0-0	0-0	0-0	0-0
FCS Opponents	4-0	4-0	0-0	0-0



HEAD COACH JOEY MCGUIRE

THE HALL OF FAMER

- There likely isn't a power conference football program in the state of Texas with better ties to its high school coaches than at Texas Tech as McGuire hired six members of his charter coaching staff who have ties to the Texas High School Coaches Association (THSCA). McGuire, himself, is already a legend at the prep level as a member of the THSCA Hall of Honor and the Texas High School Football Hall of Fame.
- McGuire, owner of three state titles as head coach of Cedar Hill High School in the Dallas-Fort Worth metroplex, was inducted into the THSCA Hall of Honor (THSCA) in 2020 and then the Texas High School Football Hall of Fame in 2022 in the months after accepting the Texas Tech position. McGuire is still an avid speaker at the annual THSCA Convention and regularly hosts clinics for high school coaches each year.

NOT THE ONLY COACH IN THE FAMILY

- Texas Tech has a second member of the McGuire family on its sidelines this season with Garret McGuire joining the staff as running backs coach. The younger McGuire previously played under his father at quarterback at Cedar Hill High School before enjoying four years as a backup quarterback at Baylor. He joined the coaching profession immediately after, serving as an offensive assistant with the NFL's Carolina Panthers (2021-22) and then as the wide receivers coach for Nebraska the past two seasons (2023-24).
- Garret isn't the only McGuire building an impressive career, either, as Raegan McGuire is a fashion designer for AMUR in New York City. Her designs have been worn by several high-profile figures, including Natalie Biden, the granddaughter of President Joe Biden, as well as Taylor Swift during her spring 2023 Eras Tour.

AN NFL FRONT OFFICE

- Under McGuire, Texas Tech's personnel department resembles an NFL front office, a first-in-its-kind approach in the world of college football. Texas Tech's personnel department is overseen by James Blanchard, who began the rise of the general manager role in college football soon after joining McGuire in Lubbock as his first hire after accepting the Texas Tech position.
- Few, if any, general managers across college football have the autonomy Blanchard enjoys under McGuire. Blanchard and his staff are responsible for identifying every prospect Texas Tech ultimately offers a scholarship opportunity, allowing McGuire and his coaching staff to prioritize player development and opponent scouting, especially during the season.
- The setup has helped Texas Tech land several of the nation's top recruits, especially in the lucrative footprint of the state of Texas. The Red Raiders began McGuire's tenure with a 2023 class that ranked as high as No. 23 by Rivals, its highest recruiting record in more than a decade. Texas Tech followed with another highly-rated class in 2024, which led the Big 12 and again ranked as high as No. 23 overall nationally.
- For McGuire, the Red Raiders have consistently prioritized recruiting the top high school talent in Texas, leaning into his staff's ties to the high school coaches throughout the state. Texas Tech has complemented that approach with several additions via the transfer portal where McGuire and his staff have delivered successful results via the likes of All-Big 12 selections like linebacker Jacob Rodriguez, wide receiver Josh Kelly, tight end Jalin Conyers and defensive back C.J. Baskerville, among others. Texas Tech landed On3's top transfer portal class this offseason as McGuire and his staff landed 21 newcomers to an already talented roster.



THE BRAND

The core tenant under McGuire revolves around The Brand, which stands for his desire that the Red Raiders be the "toughest, hardest-working, most-competitive team in the country." On his final interview for the Texas Tech position, McGuire described his vision for the Red Raider program using The Brand, which President Lawrence Schovanec said "describes West Texas."



WHAT'S NEXT!

Step into any Texas Tech practice and the phrase "What's Next" is one you'll hear early and often. No matter if something good or bad happens on the field, McGuire and his staff stress a "What's Next!" mentality, emphasizing that the focus should be on the next play or rep. And for reference, the phrase is always a statement, never a question, as evidenced by its exclamation point at its end.



TAKE THREE UNIVERSITY

McGuire, a defensive coach at heart, heavily utilizes the phrase "Take Three" as a program. The phrase has transformed into a rallying cry from the defense with in-house video production signaling "one," "two" or "three" each time the Red Raiders create a takeaway. McGuire, prior to each game, regularly wears a t-shirt designed for the defense that says "Take Three University."





THE UNOFFICIAL HOME OF THE THSCA

Since his hire as Texas Tech's head coach, Joey McGuire has made it a point to brand the Red Raiders the "unofficial home of the Texas High School Coaches Association." Already a Hall of Famer, himself, McGuire has hired a staff filled with experience at both the collegiate and high school levels, with five assistant coaches who have previous ties to the THSCA as well as a slew of support staff members.

That list includes associate head coach and special teams coordinator Kenny Perry (Bowie, Halton City and Sam Houston H.S.), offensive coordinator Mack Leftwich (Kirkland H.S.), offensive run game coordinator Josh Cochran (Lindale H.S.), offensive passing game coordinator Justin "Juice" Johnson (Plano West and Berkner H.S.) and defensive line coach Zarnell Fitch (Lincoln H.S.). Five support staff members also have THSCA experience in assistant defensive backs coach Jah'Shawn Johnson (Ennis H.S.), assistant linebackers coach Taylor Young (Richardson H.S.), Director of Player Personnel Brian Nance (Temple H.S.), Director of Player Development Dave Martin (Cedar Hill) and assistant strength coach Brandon Stevenson (Midland Christian and Lake County Christian H.S.).

Texas Tech defensive coordinator Shiel Wood and senior defensive analyst Jack Teachey, meanwhile, both have experience at the high school level on the East Coast.

THE WINNINGEST BIG 12 PROGRAM

- Texas Tech is the winningest Big 12 program over Joey McGuire's four seasons as head coach, winning 24 regular-season games already against conference opponents. McGuire has returned the Red Raiders to being one of the Big 12's most competitive teams as Texas Tech was 5-4 in each of his first two seasons, then 6-3 in 2024 and 8-1 this season.
- Texas Tech's 24 regular-season wins in Big 12 play are the most in the conference over the past four seasons, regardless of league affiliation. The Red Raiders ended the 2025 regular season with one more win than both Kansas State (23) and TCU (23) and three more than Utah (21).
- Prior to his debut 2022 season, Texas Tech had not recorded a winning conference record since 2009 as the Red Raiders were a combined 36-71 (.336) in the 12 years before McGuire's arrival, with no seasons of at least a .500 record. This is the third time in program history the Red Raiders have recorded a winning conference record over four-consecutive seasons and the first time since the 1991-97 campaigns.
- The Red Raiders are joined by Kansas State as the only two Big 12 programs to boast an above-.500 conference record in each of the past four seasons, regardless of league affiliation.
- Dating back to Texas Tech's acceptance into the Southwest Conference in 1960, McGuire has the highest conference winning percentage for a head coach in his first four seasons. McGuire, who is now 25-12 against Big 12 foes when the Big 12 Championship win over BYU is included, leads the likes of Steve Sloan, who was 15-8 in his three seasons in the Southwest Conference from 1975-77, as well as Jim Carlen, who was 17-11 in his first four seasons of his 1970-74 tenure.

TECH HEAD COACHES IN FIRST FOUR SEASONS

Name	Years	Record
Joey McGuire	2022-present	24-12 (.667)
Jim Carlen	1970-73	20-14 (.607)
Steve Sloan	1975-77	15-8* (.652)

* resigned with only 23 conference games in his tenure.

BIG 12 LEADERS FOR CONFERENCE WINS SINCE 2022

Team	Wins
Texas Tech	24
Kansas State	23
TCU	23
Utah*	21
Iowa State	19

* wins include totals from previous conferences.

ONE OF THE QUICKEST TO 35 WINS

- Joey McGuire improved to a 35-17 record as head coach of the Red Raiders with the win over BYU, which ranks among the best starts to a tenure in school history. Below is a breakdown of head coaching records through 52 games at Texas Tech.

HEAD COACHING RECORDS THROUGH 52 CAREER GAMES

Name	Record (52)	Game No. 53 Result
E.Y. Freeland*	21-10-6*	--
Grady Higgenbotham*	1-7-2*	--
Pete Cawthon	37-14-1	T, at DePaul
Dell Morgan	24-25-3	W, vs. West Texas State
DeWitt Weaver	33-16-3	W, vs. College of Pacific
JT King	24-27-1	W, at Kansas
Jim Carlen	34-17-1	W, vs. No. 9 Arizona
Steve Sloan*	23-12*	--
Rex Dockery	15-16-2*	--
Jerry Moore	15-25-2	W, vs. TCU
David McWilliams*	7-4*	--
Spike Dykes	27-24-1	L, at Texas
Mike Leach	31-21	W, at SMU
Tommy Tuberville*	20-17*	--
Kliff Kingsbury	26-26	W, at Houston
Matt Wells*	13-17*	--
Joey McGuire	35-17	--

* designates head coaches with shorter tenures than McGuire.

* indicates final record as Texas Tech's head coach

NEWS & NOTES ON MCGUIRE...

- McGuire is only the second head coach in program history to lead the Red Raiders to bowl games in each of his first four seasons, joining the late Mike Leach, who pushed Texas Tech to a bowl game in each of his 10 seasons.
- Texas Tech has hit the 40-point mark 20 times during McGuire's tenure as the Red Raiders are a perfect 20-0 in those games during his four seasons.
- There is defense in West Texas as Texas Tech is 26-1 overall under McGuire when holding opponents to 25 or fewer points. Texas Tech has limited Big 12 opponents to less than 25 points 19 times under McGuire and has done so in each of its two bowl victories.
- Texas Tech now has six Big 12 wins for a second-consecutive season, marking the fourth time the Red Raiders have done so since joining the league in 1996. McGuire joins Mike Leach to lead the Red Raiders to multiple seasons of six or more conference wins after he did so twice during his tenure from 2000-09.

RECORD BREAKDOWN

	2025	Big 12	McGuire
Overall	12-1	8-1	35-17
at Jones AT&T Stadium	7-0	4-0	22-5
in Away Games	4-1	4-1	10-11
in Neutral Site Games	1-0	1-0	3-1
Day Games	9-1	6-1	20-8
Night Games (6 p.m. start or later)	3-0	2-0	15-9
vs. AP Top 25 teams	3-0	2-0	7-7
vs. AP Top 10 teams	2-0	1-0	2-3
vs. Unranked Teams	9-1	6-1	28-10
Scoring first	10-0	7-0	28-5
Opponents score first	2-1	1-1	7-12
Leading at halftime	12-0	8-0	30-4
Trailing at halftime	0-1	0-1	3-13
Tied at halftime	0-0	0-0	2-0
Leading after third quarter	12-0	8-0	34-3
Trailing after third quarter	0-1	0-1	1-12
Tied after third quarter	0-0	0-0	0-2
Overtime games	0-0	0-0	4-1

Scoring less than 20 points	0-0	0-0	2-6
Scoring 20-29 points	1-1	1-1	4-6
Scoring 30-39 points	3-0	2-0	9-5
Scoring 40-49 points	6-0	5-0	12-0
Scoring 50+ points	2-0	0-0	8-0

Allowing less than 20 points	11-0	7-0	19-0
Allowing 20-29 points	1-1	1-1	10-4
Allowing 30-39 points	0-0	0-0	2-8
Allowing 40+ points	0-0	0-0	4-5

Rushing for less than 100 yards	1-0	1-0	1-2
Rushing for 100-199 yards	6-1	4-1	21-14
Rushing for 200+ yards	5-0	3-0	13-1
Passing for less than 300 yards	6-1	5-1	20-12
Passing for 300-399 yards	5-0	3-0	11-5
Passing for 400+ yards	1-0	0-0	4-0

Less than 300 yards of total offense	0-1	0-1	1-2
Totaling 300-399 yards of offense	3-0	2-0	9-6
Totaling 400-499 yards of offense	3-0	3-0	11-8
Totaling 500-599 yards of offense	4-0	3-0	11-1
Totaling 600+ yards offense	2-0	0-0	3-0

Allowing less than 100 yards rushing	9-1	5-1	16-2
Allowing 100-199 yards rushing	3-0	3-0	15-7
Allowing 200+ yds rushing	0-0	0-0	4-8
Allowing less than 200 yards passing	10-0	7-0	12-8
Allowing 200-299 yards passing	2-0	1-0	14-5
Allowing 300-399 yards passing	0-1	0-1	6-4
Allowing 400+ yards passing	0-0	0-0	3-0
Allowing less than 300 yards offense	10-0	6-0	12-3
Allowing 300-399 yards offense	2-1	2-1	9-3
Allowing 400-499 yards of offense	0-0	0-0	8-8
Allowing 500+ yards of offense	0-0	0-0	6-3

Leading turnover margin	8-0	5-0	22-3
Trailing turnover margin	0-1	0-1	5-14
Tied in turnover margin	4-0	3-0	8-0
Having 0 takeaways	0-1	0-1	3-8
Having 1 takeaway	2-0	1-0	8-6
Having 2 takeaways	5-0	3-0	12-2
Having 3 or more takeaways	5-0	4-0	12-1
Having 0 turnovers	4-0	2-0	11-1
Having 1 turnover	3-1	2-1	12-4
Having 2 turnovers	5-0	4-0	10-3
Having 3 or more turnovers	0-0	0-0	2-9
Leading in time of possession	8-0	5-0	21-7
When trailing in time of possession	4-1	3-1	14-10

NATION ON NOTICE AWARDS

JACOB RODRIGUEZ, #10, LB, SENIOR

Heisman Trophy Top 10	5th place
Chuck Bednarik Award (CFB Def. Player of Year)	Winner
Lombardi Award™ (most outstanding CFB lineman or LB)	Winner
Bronko Nagurski Trophy (CFB Def. Player of Year)	Winner
Pony Express Award (CFB most-outstanding duo)	Winner
Butkus Award (Nation's best LB)	Winner
Lott IMPACT Trophy (CFB Def. Player of Year)	Finalist
Walter Camp National Player of the Year	Finalist
Jason Witten Collegiate Man of the Year	Finalist
NCAA FBS Consensus All-America Team	Unanimous
FWSAA All-America (consensus team)	First Team
Sporting News All-America (consensus team)	First Team
AFCFA All-America (consensus team)	First Team
Associated Press All-America (consensus team)	First Team
Walter Camp All-America (consensus team)	First Team
USA TODAY Sports CFB All-America	First Team
On3 All-America	First Team
The Athletic All-America	First Team
Sporting Illustrated All-American	First Team
CBS Sports College Football All-America	First Team
PFF All-America Team	

DAVID BAILEY, #31, OLB, SENIOR

Pony Express Award (CFB most-outstanding duo)	Winner
Lombardi Award™ (most outstanding CFB lineman or LB)	Finalist
Chuck Bednarik Award (CFB Def. Player of Year)	Semifinalist
NCAA FBS Consensus All-America Team	Unanimous
FWSAA All-America (consensus team)	First Team
Sporting News All-America (consensus team)	First Team
AFCFA All-America (consensus team)	First Team
Associated Press All-America (consensus team)	First Team
Walter Camp All-America (consensus team)	First Team
USA TODAY Sports CFB All-America	First Team
Sporting Illustrated All-American	First Team
On3 All-America	First Team
The Athletic All-America	First Team
CBS Sports College Football All-America	First Team
PFF All-America Team	

LEE HUNTER, #2, DL, SENIOR

FWSAA All-America	Second Team
Associated Press All-America	Third Team
USA TODAY Sports CFB All-America	Second Team
Sporting Illustrated All-American	Second Team
The Athletic All-America	First Team
CBS Sports College Football All-America	Second Team

A.J. HOLMES JR., #33, DL, JUNIOR

Associated Press All-America	Second Team
On3 All-America	Second Team
PFF All-America Team	

CAM DICKEY, #8, RB, SOPHOMORE

Doak Walker Award	Semifinalist
-------------------	--------------

J'KOBY WILLIAMS, #20, RB, SOPHOMORE

Paul Hornung Award (most versatile player in CFB)	Finalist
---	----------

STONE HARRINGTON, #48, K, JUNIOR

Lou Groza Award	Semifinalist
-----------------	--------------

JACOB PONTON, #70, OL, RS-FRESHMAN

The Athletic: Freshman All-America Team	
---	--

HEAD COACH JOEY MCGUIRE

Dodd Trophy	Finalist
George Munger Coach of the Year Award	Finalist
Eddie Robinson Award	Finalist
AFCFA Regional Coach of the Year	

DEFENSIVE COORDINATOR SHIEL WOOD

Broyles Award	Finalist
---------------	----------

JACOB RODRIGUEZ, THE TAKEAWAY KING

Jacob Rodriguez has established himself as one of the nation's top players, not only for his tackling ability for his ability to create turnovers for the Red Raider defense. Rodriguez, the Big 12 Defensive Player of the Year and a Unanimous first team All-American, has had his hand in 19 takeaways over his career, including nine this season, all in Big 12 play. The Red Raiders are 13-1 in games Rodriguez creates a takeaway with the one loss coming at Wyoming in 2023 on a play where he forced and recovered a fumble. Rodriguez, who is now one of the FBS all-time leaders in forced fumbles, is now the only player dating back to 2005 to record at least five forced fumbles, four interceptions and two fumble recoveries all in the same season.

NCAA FBS CAREER LEADERS FOR FORCED FUMBLES

Player, Team	Year	GP	FF
Red Murdock, Buffalo	2022-present	39	17
Khalil Mack, Buffalo	2010-13	48	16
Chris Borland, Wisconsin	2009-13	53	15
Antwan Peek, Cincinnati	2000-02	34	14
Terrell Suggs, Arizona State	2000-02	36	14
Kenechi Udeze, Southern California	2001-03	37	14
Ryan Kerrigan, Purdue	2007-10	48	14
Cordarro Law, Southern Miss	2008-11	53	14
Jacob Rodriguez, Texas Tech	2022-present	55	13
Two Others	--	--	13

DEFENSIVE NOTEBOOK

RODRIGUEZ NOT ALONE IN TAKEAWAYS

- For as good as Jacob Rodriguez has been in creating takeaways during his career, he's not alone on the Red Raider roster. Between not only Rodriguez but also fellow linebacker Ben Roberts and outside linebacker David Bailey, Texas Tech has three of the nation's active leaders in career forced fumbles as the trio has combined for 30 entering bowl season. Texas Tech is the only school in the FBS boasting three players with seven or more career forced fumbles.
- Rodriguez ranks second in the FBS with 13 career forced fumbles, including seven from this season alone. He trails only Buffalo's Red Murdock, who has already snapped the NCAA FBS record with 17 forced fumbles of his own. Bailey is third nationally with 10 forced fumbles in his career, followed by Roberts, and six others, with seven tied for 10th overall.
- Rodriguez is the FBS leader with seven forced fumbles this season with six coming during Big 12 play. He scored off one of those, returning his own forced fumble 69 yards for a touchdown against Oklahoma State. He previously had another key forced fumble at Utah before adding an interception to help seal the victory late in the fourth quarter.
- His seven forced fumbles this season rank tied for seventh since the NCAA began tracking the category beginning with the 2000 season. He is already tied for fourth in Big 12 history for single-season forced fumbles, trailing only Derrick Johnson of Texas (9 in 2004), Texas Tech's own Dwayne Slay (8 in 2005) and Jayshon Sykes of Colorado (7 in 1999).

NCAA FBS ACTIVE LEADERS IN CAREER FORCED FUMBLES

Name (School)	FF
1. Red Murdock (Buffalo)	17
2. Jacob Rodriguez (Texas Tech)	13
3. David Bailey (Texas Tech)	10
4. Emmanuel McNeil-Warren (Toledo)	9
Eric Gentry (USC)	9
6. Key Lawrence (UCLA)	8
Anthony Hill Jr. (Texas)	8
Harold Perkins Jr. (LSU)	8
Avieon Terrell (Clemson)	8
10. Ben Roberts (Texas Tech) / Six Others	7



BIG 12 SINGLE-SEASON LEADERS FOR FORCED FUMBLES

Name (School)	Year	FF
1. Derrick Johnson (Texas)	2004	9
2. Dwayne Slay (Texas Tech)	2005	8
3. Jayshon Sykes (Colorado)	1999	7
Jacob Rodriguez (Texas Tech)	2025	7

BIG 12 CAREER LEADERS FOR FORCED FUMBLES

Name (School)	Year	FF
1. Stryker Sulak (Missouri)	2004-08	14
2. Jacob Rodriguez (Texas Tech)	2002-present	13
3. Rufus Alexander (Oklahoma)	2003-06	11
Derrick Johnson (Texas)	2001-04	11

NCAA SINGLE-SEASON LEADERS FOR FORCED FUMBLES

Player, Team	Year	GP	FF
1. Elvis Dumervil, Louisville	2005	12	10
2. Whitney Mercilus, Illinois	2011	13	9
3. Dwight Freeney, Syracuse	2001	12	8
Quintin Mikell, Boise State	2002	13	8
Dwayne Slay, Texas Tech	2005	12	8
Jonat Saint-Dic, Michigan State	2007	12	8
7. Jacob Rodriguez, Texas Tech	2025	9	7
15 Others	--	--	7

THE NATION'S HIGHEST-GRADED PLAYER

- Joey McGuire often refers to Jacob Rodriguez as the "quarterback of the defense." It's a fitting description for Rodriguez, who was a standout high school quarterback at Wichita Falls Rider High School and later signed with Virginia to play offense. Rodriguez has adapted that quarterback mentality into becoming the nation's top inside linebacker, both in his ability to stop the run and also assist in coverage.
- Rodriguez enters bowl season tied for the second-highest graded player, regardless of position, with at least 200 snaps by Pro Football Focus as he and teammate David Bailey are grading out at 93.1 overall, trailing only Ohio State quarterback Julian Sayin (93.2). Rodriguez leads the country (all positions) with a 95.5 grade in rush defense, while his 92.1 grade in coverage ranks sixth among all positions.





▲ **JACOB RODRIGUEZ** and his wife **EMMA RODRIGUEZ** celebrate winning the Bronko Nagurski Trophy, one of his five national awards in recent weeks, joining the Bednark Award, the Butkus Award, the Lombardi Award and the Pony Express Award. Rodriguez also finished fifth in the Heisman voting, joining the likes of Donny Anderson (1965), Graham Harrell (2008) and Michael Crabtree (2008) as the only Red Raiders in school history to finish in the top five.

THE “STACHE” PACKAGE

- Jacob Rodriguez went back to his quarterback roots late in the regular season to find the end zone out of the Wildcat formation, finding paydirt from 2 yards out against UCF and then 1-yard out at West Virginia. The Texas Tech staff has appropriately labeled his set of plays as the “stache package” each week.
- Rodriguez became the first Texas Tech defensive player to score an offensive touchdown since former defensive lineman Jaylon Hutchings found the end zone on a 1-yard touchdown run against Oklahoma in the 2022 regular-season finale. Rodriguez is the only player in college football this season to score both an offensive and defensive touchdown this season as he also returned his own forced fumble 69 yards to the end zone against Oklahoma State.
- Rodriguez added his fourth interception against the Knights, which is second on the team behind only Brice Pollock. Rodriguez was tabbed a Big 12 Defensive Player of the Week for a third-straight game following the performance.

“TAKE THREE DEFENSE” AMONG NATION’S BEST

- “Take three” has long been the mantra of Joey McGuire, dating back to his days leading Cedar Hill High School in the Dallas-Fort Worth metroplex. The phrase describes Texas Tech’s weekly goal to force at least three takeaways per game, which McGuire credits as greatly increasing his team’s chances to walk away with a victory.
- The Red Raiders have reached the “take three” mark five times this season, all against Big 12 opponents, to rank as the FBS leader in takeaways entering the College Football Playoff. Texas Tech has created 31 turnovers this season, which is four shy of the school record of 35 that was set in 1989. The Red Raiders are also tied with Indiana for first nationally at plus-17 in the turnover margin, including a plus-12 margin over its current six-game winning streak
- The Red Raiders, who have forced multiple takeaways in each of the past six contests, are 12-1 under Joey McGuire when “taking three” and are 30-3 when leading or tied in the turnover margin.

NCAA FBS LEADERS FOR TAKEAWAYS (AS OF DEC. 21)

School	Takeaways
1. Texas Tech	31
2. Arizona	28
3. SMU	27
4. Southern Miss	26
Kansas State	26

CAN’T RUN ON US

- Texas Tech enters bowl season as the FBS leader for rushing defense as the Red Raiders are giving up only 68.5 yards per game on the ground this season, nearly 10 yards better than Oklahoma in second place (77.3). That is a significant improvement from a year ago, when Texas Tech ranked 73rd nationally after surrendering 152.1 rushing yards per game.
- Texas Tech has only allowed 100 rushing yards in three games this season - at Utah (101), Houston (103) and Kansas State (126). Since that K-State game, the Red Raiders have given up only 219 combined rushing yards in wins over BYU (67), UCF (52), West Virginia (37) and against the Cougars (63) again. BYU’s LJ Martin, the Big 12’s leading rusher this season at 100.4 rushing yards per game, combined for only 65 yards and no touchdowns in two games against the Red Raiders.
- Utah, which currently ranks second in the FBS with 269.8 rushing yards per game, was limited to only 101 yards against the Red Raiders to open Big 12 play. Of the total, 28 yards came on Utah’s final drive after the Red Raiders had already put the game away with a 34-10 lead.
- Texas Tech followed those two performances by only giving up 47 rushing yards versus Kansas, the fewest by a Big 12 opponent at the time since Baylor was limited to only 17 yards on the ground midway through the 2023 season. The Red Raiders previously only allowed eight rushing yards in their win over Oregon State, the fewest rushing yards since Texas Tech stuffed Kansas State to negative-12 yards in the first-ever Big 12 game to open the 1996 season.
- The Texas Tech record for rushing defense average was set in 1964 when the Red Raiders gave up 115.6 yards per game. Texas Tech’s best rush defense during the Big 12 era came in 1998 when the Red Raiders allowed only 118.9 yards per game.
- Texas Tech’s season average is currently on pace to be the lowest in the FBS since Wisconsin allowed only 64.8 rushing yards per game in 2021. The Badgers are joined by Alabama’s 2016 team as the only defenses since 2010 to give up less than 70.0 rushing yards per game in a season.

NCAA FBS LEADERS FOR RUSHING DEFENSE (AS OF DEC. 21)

School	YPG
1. Texas Tech	68.5
2. Oklahoma	77.3
3. Indiana	77.6
4. Georgia	79.2
5. Ohio State	84.5

NUMBERS TO KNOW

1

Texas Tech is the only team to rank in the top five in the FBS this season in scoring offense, scoring defense and takeaways per game. Florida was the last team to do so in 2008.

1

Behren Morton is the Big 12 leader with a 162.5 passing rating this year as he’s looking to become the first Red Raider since Kliff Kingsbury in 2002 to lead the league.

4

Texas Tech boasted four All-America selections from its defense, including a pair of unanimous first team selections in David Bailey and Jacob Rodriguez.

5

Texas Tech is only the fifth team since 1936 to record 12 wins by at least 20 points in a season and only the second to do so before a bowl game, joining Alabama’s 2018 squad.

6

Texas Tech has held opponents to single-digit point totals six times this season, which matches the most for the Red Raiders since doing so seven times in 1946.

10

Texas Tech has forced opponents into multiple turnovers in an FBS-leading 10 games so far this season. The Red Raiders are a perfect 10-0 in those games.

13

Texas Tech has won its last 13 games Behren Morton has started dating back to the 2024 regular season. The Red Raiders are a perfect 11-0 in games he’s started this year.

19

Jacob Rodriguez has contributed to 19 takeaways over his career, including nine during Big 12 play this season and five in the past five games alone.

23.5

Texas Tech is giving up 23.5 points per game less than its average from the 2024 season, marking the largest year-for-year improvement in the FBS since 2000.

28

Texas Tech has already set its single-season record with 28 field goals this season, which currently leads the FBS. That includes 22 alone from Stone Harrington.

34

Teams with Shiel Wood as its defensive coordinator are a combined 34-1 when scoring at least 30 points since he was promoted at Army in 2021.

35

Joey McGuire secured his 35th career win versus BYU, which marked the second time a Tech coach has reached the mark in 52 games, joining Pete Cawthon (1930-40).

90

Texas Tech enters the Orange Bowl ranked second in the FBS with 90 offensive plays from scrimmage that have gone 20 or more yards, just one shy of its opponent Oregon.

410

Texas Tech has outscored opponents by 410 points this season as the Red Raiders lead the FBS with an average point differential of plus-31.5 points per game

TEXAS TECH EXPLOSIVE REPORT

FBS, MOST OFFENSIVE PLAYS OF 20+ YARDS

1. Oregon	91
2. Texas Tech	90
3. James Madison	83
North Texas	83
Ole Miss	83
6. Arkansas	80
South Florida	80
8. UNLV	77
9. Boise State	76
Indiana	76
Notre Dame	76

FBS, MOST PASSING PLAYS OF 20+ YARDS

1. North Texas	65
Ole Miss	65
3. Texas Tech	61
4. Oregon	60
5. Florida Atlantic	58
6. Alabama	57
7. Missouri State	56
8. Delaware	55
Duke	55
Southern Miss	55
USC	55

FBS, MOST RUSHING PLAYS OF 20+ YARDS

1. James Madison	36
2. Old Dominion	33
3. Navy	32
4. Ohio	31
Oregon	31
UNLV	31
7. FIU	30
Jacksonville State	30
USF	30
10. Texas Tech	29

FBS, FEWEST RUSHING PLAYS ALLOWED OF 20+ YARDS

1. Toledo (12)	2
2. Georgia (13)	5
Texas Tech (13)	5
4. Louisville (12)	6
New Mexico (12)	6
Notre Dame (12)	6
Oregon (13)	6
SMU (12)	6
Washington (13)	6

FBS, FEWEST PASSING PLAYS ALLOWED OF 20+ YARDS

1. Ohio State (13)	18
2. San Diego State (12)	19
3. Alabama (14)	23
Fresno State (12)	23
Nebraska (12)	23
North Texas (13)	21
Northern Illinois (12)	23
8. Arizona (12)	24
Wake Forest (12)	24
Wyoming (12)	24
T-14. Oregon (13)	27
T-19. Texas Tech (13)	28

(# games played this season)

all statistics are as of Dec. 21, 2025

WOOD EXPERIENCED IN TURNING AROUND DEFENSES

- Shiel Wood is in his first season as Texas Tech's defensive coordinator and inside linebackers coach, bringing a reputation of immediately improving defenses from stops at Army (2021), Troy (2022), Tulane (2023) and Houston (2024).
- Wood's units have ranked inside the top 35 for total defense in all four seasons since he was first named co-defensive coordinator at Army in 2021. In addition, opposing offenses have averaged less than 23.0 points per game against Wood's defenses since his promotion to play-caller at Army in 2021. Texas Tech, meanwhile, had not allowed less than 25.0 points per game since 2009 prior to this season.
- Wood has built a reputation for immediately improving defenses, particularly through turnovers. Both his defenses at Troy and Tulane ranked in the top 10 nationally for takeaways as his defenses are averaging 22.3 takeaways per season over the past four years. His defenses have increased their takeaway total from the previous year in each of his last three stops as a defensive coordinator. Texas Tech surpassed that average against BYU as the Red Raiders are the FBS leader with 31 takeaways this season.
- Wood has certainly impressed early in his tenure after inheriting a Red Raider defense that surrendered 34.8 points per game a year ago. Texas Tech has seen immediate returns on his hiring as the Red Raiders enter this weekend ranked in the top-15 nationally for rushing defense (1st), takeaways (1st), scoring (3rd), and total defense (5th).

A HISTORIC SEASON FOR THE DEFENSE

- Joey McGuire is not shy to remind people that "we play defense at Texas Tech." That's been evident this season as the Red Raiders are in the midst of a historic season not seen in Lubbock for some time. The Red Raiders are giving up only 10.9 points per game, which is on pace to be Texas Tech's lowest since 1950, breaking the previous mark of only 11.3 points a contest in 1964.
- Texas Tech has frustrated opponents to only 254.4 yards of total offense per game, its lowest average currently since the Red Raiders allowed only 226.2 yards a contest in 1964.
- The Red Raiders are currently surrendering 185.9 passing yards per game, a significant improvement from a year ago when Texas Tech allowed 308.1 yards a contest through the air. Texas Tech's current average is its lowest since giving up 182.4 passing yards per game in 2006.
- Texas Tech is one of the national leaders for turnover margin this season as the Red Raiders are plus-17 entering bowl season. The Texas Tech single-season record is plus-12, which was set three times previously in 1991, 1993 and 1997.
- Texas Tech's defensive turnaround ranks as the largest year-by-year improvement for both scoring (-23.5) and total yards allowed (-207.1) by any FBS program since 2000.

TOP IMPROVEMENTS IN POINTS ALLOWED A GAME (SINCE 2000)

School	Years	Year 1	Year 2	+/- Gained
1. Texas Tech	2024-25	34.8	11.3	-23.5
2. Marshall	2012-13	43.1	22.9	-20.2
3. E. Michigan	2010-11	43.9	24.3	-19.6
Tulane	2001-02	41.2	21.7	-19.6
5. Nebraska	2008-09	28.5	10.4	18.1

TOP IMPROVEMENTS IN YARDS ALLOWED A GAME (SINCE 2000)

School	Years	Year 1	Year 2	+/- Gained
1. Texas Tech	2024-25	461.5	254.4	-207.1
2. N.C. State	2003-04	421.0	221.4	-199.6
3. W. Michigan	2005-06	450.5	275.4	-175.1
4. Wisconsin	2005-06	417.4	253.1	-164.3
5. Illinois	2005-06	469.3	310.2	-159.1



POINTS PER GAME IMPROVEMENTS

SCHOOL (YEAR)	YEAR PRIOR	WITH WOOD
Troy (2022)	26.1 (64)	17.1 (8)
Tulane (2023)	22.2 (32)	20.5 (23)
Houston (2024)	31.5 (105)	22.9 (40)
Texas Tech (2025)	34.8 (121)	10.9 (3)

TOTAL TAKEAWAYS IMPROVEMENTS

SCHOOL (YEAR)	YEAR PRIOR	WITH WOOD
Troy (2022)	24 (15)	27 (8)
Tulane (2023)	20 (T-44)	27 (3)
Houston (2024)	14 (103)	19 (54)
Texas Tech (2025)	22 (27)	31 (1)

National ranking as of Dec. 21 designated in parenthesis

ROBERTS CONTINUES TO BOOST DEFENSE

- Ben Roberts heads into this weekend with 264 tackles already in his career and is yet still a junior. Roberts has a long way to reach the Texas Tech career list, but the successful start has put the thought in reach over the next two seasons as he is more than halfway to reaching Ryan Aycock for 10th all-time in program history. Aycock, a member of this year's Texas Tech Hall of Fame class, compiled 338 tackles as a Red Raider safety from 2000-03.
- Roberts is currently second on the team with 74 tackles this season, marking the third time already in his career to have at least 70 stops in a season. Roberts is the eighth Red Raider since 2005 to post three seasons with 70 or more tackles, joining the likes of Jordyn Brooks (2016-19), Cody Davis (2009-12), Riko Jeffers (2018-21), Dakota Allen (2015-18), Jah'Shawn Johnson (2015-17), Marlon Williams (2007-09) and Darcel McBeth (2006-08). From that group, only Brooks and Davis had at least 80 times three times in a career.
- Roberts was named the Most Outstanding Player of the Edward Jones Big 12 Championship after recording five tackles and picking off a pair of key passes. Roberts became the first player in history to intercept two passes in the Big 12 Championship, giving him three for the season to go along with two forced fumbles and a fumble recovery.

AN HISTORIC AWARDS SEASON

- The Red Raiders came into this season with prognosticators already calling their defensive line as one of the best in the country. Texas Tech has backed up that designation with three members of the Red Raider defensive line earning All-America recognition. David Bailey was a unanimous first-team All-America selection by the five NCAA-recognized organizations, while Lee Hunter was tabbed to the All-America second team by the Football Writers Association of America (FWAA) and the third team by the Associated Press. A.J. Holmes Jr. was a second-team All-America pick by the Associated Press.
- When combined with another unanimous first team All-American in Jacob Rodriguez, Texas Tech's four total selections by one of the five NCAA-recognized organizations are the second-highest total in program history, trailing only





THE P4 SACKS LEADER - DAVID BAILEY

Texas Tech made splash after splash across college football this offseason with the signing of the top transfer portal class in the country. The loudest splash, however, came in early April with the signing of outside linebacker David Bailey, who committed to join the Red Raiders after three seasons at Stanford and is considered a potential NFL first-round selection next spring.

Bailey has lived up to his billing as he enters bowl season ranked second in the FBS with 13.5 sacks this season. Bailey has found the quarterback at least once in 10 of 13 games this season, combining for 10.0 sacks during Big 12 play alone, which led the FBS. Bailey also ranks tied for third in the FBS with 17.5 tackles for loss this season, the third-highest total by a Red Raider since 2005, trailing only Jordyn Brooks (2019) and Brandon Sharpe (2009).

NCAA FBS LEADERS FOR SACKS THIS SEASON (As of Dec. 21)

Player, Team	Sacks
1. Nadame Tucker (Western Michigan)	14.5
2. David Bailey (Texas Tech)	13.5
3. Nathan Voorhis (Ball State)	12.0
3. John Henry Daley (Utah)	11.5
Cashius Howell (Texas A&M)	11.5
6. Four Others	11.0

the five total honorees from 2008. This is the first season since 2001 with multiple defensive players named to one of the All-American teams. It is the second time in program history that a defensive duo has earned at least one first-team selection, joining the 1995 season when Marcus Coleman and Zach Thomas were recognized.

- Thomas was previously the only Red Raider defensive player in school history to earn unanimous first team All-America honors prior to the duo of Bailey and Rodriguez. This is the first time the Red Raiders have featured a pair of unanimous first-team All-Americans on either side of the ball.
- Rodriguez joined former Notre Dame linebacker Manti Te'o as the only players in history to win the Butkus, Nagurski, Lombardi and Bednarik Awards all in the same season. He later became only the 10th linebacker in history to finish in the top five of the Heisman voting and the third since 1995 alone, joining Te'o (2012) and Alabama's Will Anderson (2021).

GETTING TO THE QUARTERBACK

- One of Texas Tech's biggest weaknesses defensively a year ago was its ability to get to the quarterback. The Red Raiders have proven to be much-improved in that area with the addition of outside linebackers David Bailey and Romello Height as well as defensive tackles Lee Hunter, A.J. Holmes Jr., and Skyler Gill-Howard. Texas Tech is currently ranked as the top-ranked defense by Pro Football Focus with a 96.9 overall grade and the nation's best pass rushing unit (92.4).
- The edge-rushing duo of Bailey and Height has more than paid dividends for the Red Raiders thus far as they have combined for 22.5 sacks and 133 pressures alone. The duo ranks among the top players in college football with Height credited with a 92.6 overall grade followed by Bailey at 92.4, which ranks fourth and fifth nationally among all players with 200 defensive snaps.
- Texas Tech set a school record with nine sacks in the win over Kansas, snapping the previous mark of eight that was set in a 1993 win at SMU. It remains tied for the most sacks by an FBS team this season, joining seven others. In addition, it was the fifth time in Big 12 history that a conference team notched 9.0 or more sacks and was the first since Oklahoma had the same total in a 2020 victory over Kansas.
- Texas Tech has already surpassed its sacks total from a year ago with 39.0 this season, which ranks tied for fifth in the FBS and leads the Big 12. The Red Raiders recorded 28.0 of

their sacks during Big 12 play, which was tied for the fourth-highest total in college football. This is currently the second-highest sack total for Texas Tech since 2005, trailing only the school record 41.0 from 2009.

MORE ON THE POWER-FOUR SACKS LEADER

- David Bailey moved into sole possession of third place on the Texas Tech single-season chart with his sack against BYU in the Big 12 Championship. He now trails only Adell Duckett (2003) by a half-sack for second all-time in program history and then Brandon Sharpe (2009) by 1.5 sacks for the single-season school record.
- Bailey currently leads the FBS with 76 total pressures, according to Pro Football Focus, with 13 of those coming against Houston, earning him the publication's National Defensive Player of the Week honors. Bailey has 10 more pressures than any other player as he's followed by Miami of Ohio's Adam Trick (66) and Miami's Rueben Bain Jr. (65). His teammate Romello Height is seventh nationally with 57 pressures of his own.

TEXAS TECH SINGLE-SEASON LEADERS FOR SACKS

Name (Year)	Sacks
1. Brandon Sharpe (2009)	15.0
2. Adell Duckett (2003)	14.0
3. David Bailey (2025)	13.5
4. Brandon Williams (2008)	13.0

FBS ACTIVE LEADERS FOR CAREER SACKS (AS OF DEC. 21)

Name (School)	Sacks
1. Akheem Mesido (Miami)	31.5
2. Trey Moore (Texas)	30.5
3. David Bailey (Texas Tech)	28.0
4. Cashius Howell (Texas A&M)	27.0
Gabe Jacas (Illinois)	27.0

HIGHEST GRADED FBS DEFENSIVE PLAYERS PER PFF

Name (School)	Pos.	Def. Grade
1. Jacob Rodriguez (Texas Tech)	LB	93.1
David Bailey (Texas Tech)	Edge	93.1
3. Romello Height (Texas Tech)	Edge	92.8
4. Rueben Bain Jr. (Miami)	Edge	92.7
Michael Heldman (C. Michigan)	Edge	92.7

TEXAS TECH QUICK FACTS

TEXAS TECH UNIVERSITY

Location	Lubbock, Texas
Founded	1923
Enrollment	42,272
Chancellor	Dr. Tedd Mitchell
President	Dr. Lawrence Schovanec
Director of Athletics	Kirby Hocutt
Faculty Athletics Representative	Brian Shannon
NCAA Affiliation	Division I
Athletics Conference	Big 12 (Charter Member)
Nickname	Red Raiders
Official Mascot	Masked Rider (horse and rider)
Unofficial Mascot	Raider Red (cartoon figure)
Colors	Scarlet (PMS 485c) & Black (Process Black)
Band	Goin' Band From Raiderland (400 members)

TEAM HISTORY

First Year of Football	1925
Conference Championships (most recent)	12 (2025)
Bowl Appearances (Record)	43 (17-24-1)
8+ win seasons (most recent)	29 (2025)
9+ win seasons (most recent)	15 (2025)
10+ win seasons (most recent)	7 (2025)
Most wins in single season	12 (2025)

STADIUM INFORMATION

Stadium (Capacity)	Jones AT&T Stadium (60,229)
Stadium Luxury Suites	102
Stadium Club Seats	1,644
Stadium Surface	Hellas Matrix Helix (installed 2023)

TEAM CAREER MILESTONES

Below is a listing of Red Raiders approaching various career statistical milestones entering this weekend.

NAME	MILESTONE	CURRENT TOTAL
David Bailey	50.0 career tackles for loss	40.0
David Bailey	30.0 career sacks	28.0
David Bailey	15 career forced fumbles	10
Terrance Carter Jr.	125 career receptions	122
Terrance Carter Jr.	1,500 career receiving yards	1,496
Cameron Dickey	1,500 career rushing yards	1,320
Caleb Douglas	150 career receptions	135
Caleb Douglas	20 career touchdown receptions	16
Coy Eakin	2,000 career receiving yards	1,694
Coy Eakin	150 career receptions	132
Coy Eakin	20 career touchdown receptions	15
Romello Height	30.0 career tackles for loss	26.0
Romello Height	20.0 career sacks	15.5
Anthony Holmes Jr.	25.0 career tackles for loss	22.5
Anthony Holmes Jr.	10.0 career sacks	9.0
Lee Hunter	40.0 career tackles for loss	30.0
Lee Hunter	10.0 career sacks	7.5
Behren Morton	800 career completions	775
Behren Morton	75 career touchdown passes	71
Behren Morton	9,000 career passing yards	8,852
Ben Roberts	300 career tackles	264
Ben Roberts	10 career forced fumbles	7
Jacob Rodriguez	350 career tackles	306
Jacob Rodriguez	30.0 career tackles for loss	25.5
Jacob Rodriguez	15 career forced fumbles	13
Reggie Virgil	100 career receptions	98
Cole Wisniewski	10 career interceptions	8
Cole Wisniewski	300 career tackles	267

MORTON CHASING HISTORY
CAREER PASSING YARDS

Name (Years)	Yards
1. Graham Harrell (2005-08)	15,793
2. Kliff Kingsbury (1999-02)	12,429
3. Patrick Mahomes II (2014-16)	11,252
4. Behren Morton (2021-pres.)	8,852
5. Seth Doege (2009-12)	8,646
6. Robert Hall (1990-93)	7,908
7. Taylor Potts (2007-10)	7,835
8. Zebbie Lethridge (1994-97)	6,789
9. Billy Joe Tolliver (1985-88)	6,756
10. B.J. Symons (2000-03)	6,378

CAREER PASSING TOUCHDOWNS

Name (Years)	TDs
1. Graham Harrell (2005-08)	134
2. Kliff Kingsbury (1999-02)	95
3. Patrick Mahomes II (2014-16)	93
4. Behren Morton (2021-pres.)	71
5. Seth Doege (2009-12)	69
6. Taylor Potts (2007-10)	62
7. B.J. Symons (2000-03)	59
8. Robert Hall (1990-93)	48
9. Davis Webb (2013-15)	46
10. Zebbie Lethridge (1994-97)	42

CAREER PASSING ATTEMPTS LEADERS

Name (Years)	Att.
1. Graham Harrell (2005-08)	2,062
2. Kliff Kingsbury (1999-02)	1,883
3. Patrick Mahomes II (2014-16)	1,349
4. Behren Morton (2021-pres.)	1,231
5. Seth Doege (2009-12)	1,187
6. Taylor Potts (2007-10)	1,106
7. Zebbie Lethridge (1994-97)	1,070
8. Billy Joe Tolliver (1985-88)	1,008
9. Robert Hall (1990-93)	997
10. B.J. Symons (2000-03)	797

CAREER COMPLETION LEADERS

Name (Years)	Att.
1. Graham Harrell (2005-08)	1,403
2. Kliff Kingsbury (1999-02)	1,231
3. Patrick Mahomes II (2014-16)	857
4. Seth Doege (2009-12)	819
5. Behren Morton (2021-pres.)	775
6. Taylor Potts (2007-10)	733
7. B.J. Symons (2000-03)	554
8. Robert Hall (1990-93)	548
9. Zebbie Lethridge (1994-97)	519
10. Billy Joe Tolliver (1985-88)	493

CAREER 300-YARD PASSING GAMES

Name (Years)	Games
1. Graham Harrell (2006-08)	33
...	
7. Sonny Cumbie (2002-04)	10
Davis Webb (2013-15)	10
Robert Hall (1990-93)	10
10. Alan Bowman (2018-20)	9
Behren Morton (2021-pres.)	9
12. Cody Hodges (2002-05)	8
Nic Shimonek (2015-17)	8
14. Jett Duffey (2017-19)	7

WINNING IS NAME OF THE GAME FOR MORTON

In the second episode of the Texas Tech documentary series "The Brand," Behren Morton details how he wants to be best remembered - a winner. Since the start of his sophomore season in 2023, Texas Tech is 23-4 in games Morton starts and does not depart due to injury, which includes a 17-3 mark against Big 12 foes.

Overall, Morton has helped lead the Red Raiders to 26 wins over his 35 career starts, marking the most for a Texas Tech quarterback since Graham Harrell pushed the Red Raiders to a combined 28 victories in his three seasons as a starter from 2006-08. Below is a listing of Texas Tech's most-successful quarterbacks in terms of wins over the past 30 years.

MORTON vs. TEXAS TECH QUARTERBACKS FOR WINS SINCE 1995

Name	Years as Starter	GP	Wins	Yards	TD	INT
Graham Harrell	2006-08	45	28	15,793	134	34
Behren Morton	2021-25	44	26	8,852	71	26
Kliff Kingsbury	1999-02	43	24	12,429	95	40
Zebbie Lethridge	1995-97	44	22	6,789	42	22

OFFENSIVE NOTEBOOK

RED RAIDERS WITH MORTON UNDER CENTER

- Texas Tech is 11-0 this season when Behren Morton starts for the Red Raiders. Texas Tech did not trail in each of its first six games this season, opening with a 6-0 record before suffering its first loss at Arizona State with Morton sidelined to injury. Texas Tech has won its last 13 games that Morton has started, dating back to wins over Oklahoma State and West Virginia to end the 2024 regular season.
- Morton also missed the Oklahoma State win due to injury before returning Nov. 1 for a 43-20 victory at Kansas State. He has started each of the last five games for the Red Raiders, combining for 1,142 yards and nine touchdowns to only one interception during that span. Morton has completed 65.5 percent of his passes since returning from injury, including an impressive 78.1 percent at West Virginia (25-of-32).
- Texas Tech is averaging 508.9 yards of total offense in Morton's 11 starts this season, while the team totaled 276 and 370 yards, respectively, in the two games he did not start.
- Since the start of the 2023 season, Morton has departed four games due to injury, leaving losses to Kansas State in 2023 and TCU in 2024 at halftime with the Red Raiders locked in a one-possession game. He departed both the Big 12 opener at Utah this season just after halftime with the Red Raiders leading 10-3 at the time, and then again against Kansas with Texas Tech enjoying a 21-0 lead at the time.
- Since becoming Texas Tech's primary starting quarterback beginning with the Houston win in 2023 - the fifth game of that season - Morton has missed four starts, sitting out the road trip to BYU in 2023, the AutoZone Liberty Bowl in 2024 and then against both Arizona State and Oklahoma State this season. The Red Raiders are only 1-3 in those games with the lone win coming against Oklahoma State earlier this year.

TEXAS TECH WITH MORTON AT QUARTERBACK THIS SEASON

Category	With Morton	Without
Record	11-0	1-1
Points Per Game	44.4	32.0
Total Offense Per Game	508.9	323.0
Passing Yards Per Game	301.2	224.5
Completion Percentage	67.2	61.2
Touchdown Passes	29	4

PROTECTING THE FOOTBALL

- The area Behren Morton has possibly grown the most over his career is in protecting the football. Since the start of his 2024 junior season, Morton has thrown for 49 touchdown passes to only 12 interceptions. He is one of



only 12 quarterbacks nationally and one of seven from a power conference to throw for at least 40 passes during that span with 15 or fewer interceptions. The only other Big 12 quarterback on that list is Cincinnati's Brendan Sorsby.

- In addition, Morton's 12 interceptions the past two seasons are tied for the third-fewest among power conference quarterbacks with at least 40 touchdown passes, trailing only Duke's Darian Mensah (11) and Illinois' Luke Altmyer (11).
- Morton has thrown an interception in only three games this season with one versus Oregon State and Kansas State and two at Utah. His four interceptions this year are the fewest all-time for a Texas Tech quarterback with at least 2,500 passing yards in a season. He also ranks tied for third in the FBS for fewest interceptions this season among quarterbacks with at least 2,500 passing yards, trailing only UConn's Joe Fagnano (1) and Ole Miss' Trinidad Chambliss (3).

MORTON IN THE NCAA, BIG 12 RANKINGS (AS OF DEC. 21)

Category	Value	FBS	Big 12
Passing Efficiency	162.5	10th	1st
Yards per Pass Attempt	8.1	16th	1st
Passing Yards/Completion	13.2	22nd	2nd
Completion Percentage	.670	24th	1st
Passing Touchdowns	19	30th	5th
Passing Yards/Game	240.3	33rd	4th

BEST TOUCHDOWN TO INTERCEPTION RATIO SINCE 2024

Player (School)	GP	Yards	TD	INT
1. Cade Klubnik (Clemson)	25	6,389	52	12
Darian Mensah (Tulane/Duke)	26	6,369	51	11
3. Behren Morton (Texas Tech)	23	5,978	49	12
Fernando Mendoza (Indiana)	24	5,984	49	12
5. Diego Pavia (Vanderbilt)	25	5,485	47	12
6. Brendan Sorsby (Cincinnati)	24	5,613	45	12
7. Luke Altmyer (Illinois)	24	5,528	43	11

Note: Power conference quarterbacks listed only; As of Dec. 21.

MORTON IN THE RECORD BOOK

- Morton moved into sole possession of fourth place in the Texas Tech record book at the Edward Jones Big 12 Championship as he passed Seth Doege for both career passing yards (8,852) and passing touchdowns (71) in the win over BYU. Morton could potentially become the fourth Red Raider in program history to throw for 9,000 yards in a career at the Orange Bowl, joining a list that includes Graham Harrell, Kliff Kingsbury and Patrick Mahomes II. Morton previously passed Doege for fourth on the career passing attempts charge with 1,231 now as a Red Raider, including 775 completions, which ranks fifth overall.



LIGHTING UP THE SCOREBOARD

- Texas Tech is currently ranked second in the FBS for scoring offense as the Red Raiders are averaging an impressive 42.5 points per game this season. The Red Raiders, who are on pace for their highest scoring average since 2016, currently trail only North Texas (46.8) and Indiana (44.3) nationally.
- Since moving to a spread offense in 2000, the Red Raiders are averaging 36.0 points per game, the fourth-highest clip during that span behind only Oklahoma (37.9), Boise State (37.6) and Oregon (37.5). Texas Tech has averaged at least 30.0 points per game in all but three of those seasons and is currently on pace for its fourth-highest clip in school history.

FBS LEADERS IN SCORING OFFENSE (AS OF DEC. 21)

TEAM	GP	POINTS	PPG
1. North Texas	13	582	44.8
2. Texas Tech	13	552	42.5
3. Notre Dame	12	504	42.0
4. Indiana	13	545	41.9
5. Utah	12	493	41.1

TEXAS TECH SINGLE-SEASON RECORD FOR SCORING AVG.

YEAR	GP	POINTS	PPG
1. 2015	13	586	45.1
2. 2008	13	569	43.8
3. 2016	12	524	43.7
4. 2025	13	552	42.5
2003	13	552	42.5
6. 1953	11	463	42.1
7. 2007	13	532	40.9

REPLACING TECH'S ALL-TIME RUSHER

- Texas Tech has filled its void at running back this season following the graduation of Tahj Brooks, who departed as the school's all-time leading rusher after consecutive 1,500-yard rushing seasons. He snapped the Texas Tech career rushing record previously set by Byron Hanspard, while finishing fourth all-time on the Big 12 rushing chart with 4,557 yards.
- The Red Raiders have not slowed down with the sophomore tandem of J'Koby Williams and Cameron Dickey, who have combined to outpace Texas Tech's rushing output from a year ago. Texas Tech has combined for 2,482 rushing yards and 30 touchdowns on the ground thus far, a steady improvement from a year ago when the Red Raiders had 2,158 yards and 26 touchdowns for the entire season.
- The duo has combined for 1,882 rushing yards and 20 touchdowns this season alone with Dickey carrying 198 times for 1,095 yards and 14 scores, while Williams has added 787 yards and six touchdowns on 142 carries of his own. This is only the second time since 1956 that Texas Tech has boasted two 700-yard rushers in the same season. The Red Raiders previously did so in 2008 with the tandem of Baron Batch (758 yards) and Shannon Woods (716 yards). Texas Tech has never had multiple 800-yard rushers in its history.
- Texas Tech is one of only 12 teams in the country with multiple players with at least 750 rushing yards this season and one of four to do so from a power conference, joining Michigan, Arkansas and a fellow College Football Playoff participant in Indiana.

TEXAS TECH RUSHING COMPARISON THROUGH 13 GAMES

CATEGORY	2024	2025
Rushing Yards	2,158	2,482
Rushing Touchdowns	26	30
Rushing Attempts	474	522
Yards Per Rushing Attempt	4.6	4.8

DICKEY HITS THE 1,000-YARD MARK

- Cameron Dickey became the ninth Red Raider in program history to break the 1,000-yard mark at West Virginia as he's now third in the Big 12 with 1,095 rushing yards this season. It is the 14th different 1,000-yard season by a Red Raider in school history and the third already during Joey McGuire's tenure. This is the first time in program history that Texas Tech has boasted a 1,000-yard rusher in three-straight seasons.
- Dickey's rushing total currently ranks 13th in Texas Tech single-season history entering the Orange Bowl matchup with Oregon. He needs only eight yards to match DeAndre Washington for 12th place but will need an impressive outing with at least 184 yards to match Byron "Bam" Morris (1992) for 11th place.
- In addition to racking up yardage, Dickey enters the CFP as the Big 12 leader for both rushing touchdowns (14) and total touchdowns (16). He is tied for sixth in the country with his 16 total touchdowns, while his 14 rushing touchdowns are tied for 16th overall. Among teams in the CFP field, Dickey currently ranks second in total touchdowns this season, trailing only Ole Miss running back Kewan Lacy's 21 scores.
- His 14 rushing touchdowns are currently tied for seventh on the Texas Tech single-season chart alongside Ricky Williams (2001), Baron Batch (2009) and DeAndre Washington (2015), two shy of Taurean Henderson (2004) for sixth place.
- Dickey already placed his name in the Texas Tech record book against Kansas after rushing for 263 yards and two touchdowns in the win. It marked the fifth-highest single-game rushing total by a Red Raider in school history and the most since Byron Hanspard set the Texas Tech record with 287 yards against Baylor in 1996.
- Dickey's performance is the fifth-highest rushing total in the FBS this season and the second-highest by a Big 12 rusher. As a team, the Red Raiders rushed for 372 yards against Kansas, their most since racking up 453 yards on the ground against Louisiana early in the 1997 season.

TEXAS TECH SINGLE-GAME RUSHING LEADERS

Name	Opponent (Year)	Yards
1. Byron Hanspard	Baylor (1996)	287
2. James Gray	Duke (1989)	280
3. Byron Hanspard	Oklahoma State (1996)	272
4. James Hadnot	New Mexico (1978)	268
5. Cameron Dickey	Kansas (2025)	263

BIG 12 LEADERS FOR TOTAL TOUCHDOWNS (AS OF DEC. 21)

Name (School)	TDs
1. Cameron Dickey (Texas Tech)	16
2. Cyrus Allen (Cincinnati)	12
3. LJ Martin (BYU)	12
4. Bear Bachmeier (BYU)	11
Conner Weigman (Houston)	11

TEXAS TECH SINGLE-SEASON LEADERS FOR RUSHING TDs

Name (School)	TDs
1. Byron "Bam" Morris (1993)	22
2. James Gray (1989)	20
3. Donny Anderson (1965)	17
Taurean Henderson (2005)	17
Tahj Brooks (2024)	17
6. Taurean Henderson (2004)	16
7. Ricky Williams (2001)	14
Baron Batch (2009)	14
DeAndre Washington (2015)	14
Cameron Dickey (2025)	14

THE OFFENSIVE STANDARD

Texas Tech has long been considered the offensive standard since the Red Raiders moved to a passing attack in 2000. In fact, the numbers don't lie when it pertains to the high-octane Red Raider offense. Below is where Texas Tech ranks nationally in several offensive categories since the start of the 2000 season:

TOTAL YARDS

Oklahoma	158,487
Texas Tech	157,483
Oregon	154,416
Boise State	152,205
Clemson	147,571

PASSING YARDS

Texas Tech	116,054
Hawaii	102,599
Oklahoma	94,641
Washington State	94,217
Southern California	92,291

TOTAL TOUCHDOWNS

Oklahoma	1,658
Boise State	1,638
Oregon	1,630
Texas Tech	1,522
Ohio State	1,519

PASSING TOUCHDOWNS

Texas Tech	911
Oklahoma	801
Hawaii	774
Southern California	762
Oregon	725

PASSING COMPLETION PERCENTAGE

Texas Tech	65.5
Southern California	64.2
Boise State	64.1
Oklahoma	64.0
Western Kentucky	63.7

300-YARD PASSING GAMES

Texas Tech	218
Hawaii	167
Washington State	145
Oklahoma	140
Houston	129

GAMES WITH AT LEAST 500 YARDS OF TOTAL OFFENSE

Texas Tech	140
Oklahoma	134
Oregon	129
Boise State	103
Houston	100

GAMES WITH AT LEAST 30 POINTS

Oklahoma	240
Boise State	238
Oregon	236
Texas Tech	213
Alabama	211

RED RAIDERS IN THE NFL



NAME (YEARS AT TECH)	NFL TEAM
Dadrión Taylor-Demerson, S (2019-23)	Arizona Cardinals
Broderick Washington Jr., DL (2016-19)*	Baltimore Ravens
Tahj Brooks, RB (2020-24)	Cincinnati Bengals
Bralyn Lux, DB (2023-24)*	Cincinnati Bengals
Terence Steele, OL (2016-19)	Dallas Cowboys
Josh Kelly, WR (2024)*	Houston Texans
Patrick Mahomes II, QB (2014-16)*	Kansas City Chiefs
Caleb Rogers, OL (2020-24)	Las Vegas Raiders
Tyree Wilson, DE (2021-22)	Las Vegas Raiders
Jordyn Brooks, LB (2016-19)	Miami Dolphins
Jalin Conyers, TE (2024)*	Miami Dolphins
Austin McNamara, P (2020-23)	New York Jets
Tyler Owens, DB (2022-23)	Washington Commanders

* practice squad player | * injured reserve

McGUIRE ERA DRAFT PICKS

■ Five Red Raiders have heard their names called during the NFL Draft during Joey McGuire’s tenure (2022-pres.). Most recently, the Las Vegas Raiders drafted offensive lineman Caleb Rogers in the third round (98th overall) in the 2025 Draft, and in the sixth round, the Cincinnati Bengals selected the Red Raiders’ all-time leading rusher, Tahj Brooks. Defensive back Dadrión Taylor-Demerson went in the fourth round in 2024, followed by rush end Myles Cole going in the seventh round to Jacksonville. During Tech’s first spring offseason under McGuire, the Red Raiders had only one draft pick, but it came quickly, as the Raiders made Tyree Wilson the highest-drafted defensive player in school history at No. 7 overall.

THREE-TIME SUPER BOWL CHAMPION

■ Patrick Mahomes II became the first Red Raider in school history to win three career Super Bowls after he helped lead the Kansas City Chiefs to a 25-22 overtime victory over the San Francisco 49ers in Super Bowl LVIII in 2024. It was the second-straight Super Bowl title for the Chiefs and their third in five years. Mahomes guided Kansas City to its third consecutive Super Bowl appearance last season but was denied a three-peat by the Philadelphia Eagles.

■ With his first Super Bowl win (2020) over the San Francisco 49ers, Mahomes was named Super Bowl MVP at only 24 years of age, making him the youngest player in NFL history to earn Super Bowl MVP honors.

FIRST ROUND DRAFT PICKS

■ Texas Tech currently has three first-round NFL Draft picks active heading into the 2025 NFL season. In addition to Patrick Mahomes II being the 10th overall pick by the Kansas City Chiefs in 2017, and while maybe not known for its defense in recent years, the two others include linebacker Jordyn Brooks and defensive end Tyree Wilson.

■ The Miami Dolphins selected Jordyn Brooks 27th overall in the 2020 draft and has since moved on to the Miami Dolphins. Meanwhile, Tyree Wilson was the seventh overall selection in the 2023 draft, making him the highest-drafted defensive player in program history.

IT STARTS UP FRONT

■ Texas Tech entered the 2025 season with one of the most experienced offensive line units in the country with a combined 165 career starts between its list of newcomers and returners, which ranked as the fourth-highest total in the FBS.

■ The Red Raiders have used the same starting five up front in Howard Sampson, Will Jados, Sheridan Wilson, Davion Carter and Jacob Ponton in all 13 games this season. Texas Tech finished the regular season as one of only eight FBS programs that started the same offensive line in every game this year.

■ Sheridan Wilson is tied for the highest-graded center in the FBS for pass blocking, according to Pro Football Focus. The publication credits the junior with a 90.1 pass blocking grade, which is tied for the highest among centers with Logan Jones from Iowa (90.1). The publication credits Wilson with no sacks allowed and only four pressures over 467 pass-blocking opportunities.

PLENTY OF OPTIONS AT RECEIVER

■ The Red Raiders have proven to be among the deepest teams at wide receiver this season as Texas Tech shares the FBS lead with four players with at least 550 receiving yards in Caleb Douglas (846), Reggie Virgil (676), Coy Eakin (626) and tight end Terrance Carter Jr. (552). Texas Tech had not had four or more players with 550 receiving yards in a season previously since the 2016 campaign.

■ Texas Tech is also one of only four schools nationally with four players with at least five touchdown catches this season as Douglas leads the team with seven followed by Virgil and Eakin with six and Carter with five.

■ Texas Tech put together one of its best passing performances at West Virginia with Carter setting a career high with 10 catches for 98 yards, while Douglas added five grabs for 127 yards and two touchdowns. It was the sixth 100-yard game of Douglas’ career, all of which have come on the road or at a neutral site (bowl game).

■ Douglas has seen an increase in production over Texas Tech’s current six-game winning streak with six touchdown catches during that span to go along with four games with at least 80 receiving yards.

A BALANCED ATTACK

■ When Mack Leftwich took over as Texas Tech’s offensive coordinator, he stated he wanted his version of the Air Raid offense to be more 50-50 in terms of play calls, focusing heavily on running the football and capitalizing on big plays in the passing game.

LEFTWICH TAKES OVER OC DUTIES

■ Texas Tech has a new offensive coordinator for the first time in Joey McGuire’s tenure following the departure of Zach Kittley to accept the head coaching position at Florida Atlantic. In his place, McGuire landed Mack Leftwich, who had quickly developed into one of the fastest-rising offensive playcallers in college football following successful stints at both Incarnate Word and Texas State.

■ Leftwich arrived at Texas Tech following two seasons at Texas State where he developed one of the nation’s top offenses as the Bobcats led the Sun Belt Conference and ranked in the top 15 nationally for total offense and scoring during the 2023-24 campaigns. Texas State’s success offensively pushed the Bobcats to their first two bowl appearances in school history and 16 combined victories.

■ Leftwich inherited a Texas State offense that ranked 110th in the country for scoring at only 21.1 points per game prior to his arrival in 2022. He quickly changed that narrative, however, as Texas State used a balanced attack to average 36.7 points

■ The Red Raiders have done just that as Texas Tech enters bowl season as one of only six teams in the country to throw for at least 3,500 yards this season, while also rushing for 2,000 or more yards. Texas Tech is joined by Ole Miss, North Texas, USC, South Florida and Tennessee in that select group.

■ This is only the fourth time in Texas Tech history that the Red Raiders have totaled at least 3,500 passing yards and 2,000 rushing yards. In fact, the Red Raiders have done so three times now under Joey McGuire, hitting both marks in 2022 and 2024 as well as in 2015 under Kliff Kingsbury.

■ The Red Raiders need 238 passing yards against Oregon to hit the 4,000-yard mark for the season for the 18th time in program history and the first time since Kingsbury’s final season as head coach in 2018. Texas Tech has rushed for 2,482 yards already this season, setting up the possibility for this to be the first time in history the Red Raiders have thrown for 4,000 yards and also totaled 2,500 yards on the ground.

BIG PLAY THREATS ALL AROUND

■ The Orange Bowl will pit the nation’s top-two teams in regards to explosive plays of at least 20 yards against each other as Oregon leads the FBS with 91, one more than the Red Raiders. Texas Tech has capitalized on 61 passing plays of that distance this year, which ranks third in the FBS, while their 30 explosive rushing attempts are tied for the 10th-highest total in the country.

■ Texas Tech’s running back tandem of Cameron Dickey and J’Koby Williams has combined for 30 explosive this season alone with 21 on the ground and nine through the passing game. Caleb Douglas leads Texas Tech’s receiver room with 15 catches of at least 20 yards this season.

FBS LEADERS FOR OFFENSIVE PLAYS OF 20+ YARDS		
School	GP	Plays
1. Oregon	13	91
2. Texas Tech	13	90
3. James Madison	14	83
North Texas	13	83
Ole Miss	13	83

FBS LEADERS FOR PASSING PLAYS OF 20+ YARDS		
School	GP	Plays
1. North Texas	13	65
Ole Miss	13	65
3. Texas Tech	13	61
4. Oregon	13	60
5. Florida Atlantic	12	58



per game in 2023 and then 36.5 points in 2024, easily its highest two single-season averages since the Bobcats joined the FBS level in 2012.

■ Leftwich coached the quarterback position in each of his five seasons at Incarnate Word, helping identify three of the best in program history in Jon Copeland (2018-19), Cameron Ward (2020-21) and Lindsey Scott Jr. (2022). Ward, the No. 1 pick in the 2025 NFL Draft after finishing his career at Miami, combined for 6,908 passing yards and 71 touchdowns during his two seasons, which remain the most in school history.



SPECIAL TEAMS NOTEBOOK

KP KNOWS KICKERS

■ Texas Tech has ranked among the most-accurate teams in the country for field goals under special teams coordinator Kenny Perry the past four seasons despite often splitting duties between multiple kickers. This year is no different with Stone Harrington and Upton Bellenfant combining to find the uprights on 28-of-33 attempts.

■ Needless to say, Perry, the FootballScoop National Special Teams Coordinator of the Year this season, knows the right buttons to push at the kicker position. In fact, his kickers have made 81.7 percent of their field goal attempts since he became a quality control analyst at SMU in 2020. He has already developed two of the top kickers in program history in Garcia and Trey Wolff since joining Joey McGuire's charter staff at Texas Tech in 2022.

FIELD GOAL KICKERS UNDER KENNY PERRY SINCE 2020

Year	School	FGM/FGA	Pct.
2020	SMU	17/21	80.9
2021	SMU	12/17	70.6
2022	Texas Tech	21/26	80.8
2023	Texas Tech	16/22	72.7
2024	Texas Tech	22/24	91.7
2025	Texas Tech	28/33	84.8
Tech total	--	87/104	83.6
Overall	--	116/142	81.7

THE NATION'S LEADER IN MADE FGs

■ Texas Tech is the FBS leader with 28 successful field goals this season, three more than the trio of Hawaii, Georgia Tech and Tulane in second. The Red Raiders also lead the country with 33 attempts entering the Orange Bowl.

■ Texas Tech snapped the single-season team record for field goals against UCF, breaking the previous mark of 23 that was set in 2013. The Red Raiders also broke the school record for field goal attempts in a season at the Big 12 Championship, topping the previous mark of 28 tries in 1998.

■ Texas Tech started the year trading kicks between both Bellenfant and Harrington before the latter won the job midway through the season. Bellenfant is a perfect 6-for-6 on field goal attempts this season, while Harrington, a Lou Groza Award semifinalist, is 22-for-27 overall. Harrington's five misses are all from 40-plus yards as he is also 9-for-14 overall from 40 yards or longer this year.

■ Harrington is only one successful field goal from matching the Texas Tech single-season record of 23 that was set by Ryan Bustin in 2013. He is just the third Red Raider in school history to connect on 20 field goals in a season, joining Bustin and then Trey Wolff, who did so twice in both 2019 and 2022.

■ Harrington recorded a memorable performance at Utah where he was 2-for-2 on field goal attempts, which included a 58-yarder just before halftime. It marked the second-longest field goal in program history, trailing only the 62-yard attempt Jonathan Garibay connected on as time expired in Texas Tech's victory over Iowa State in 2021.

■ Harrington is a two-time Big 12 Special Teams Player of the Week honoree after earning the accolade following wins at Houston and Kansas State. He connected on a successful 55-yarder to send the Red Raiders to halftime versus the Wildcats, making him the first player in school history to find the uprights on multiple successful field goals from 55 yards or longer. He previously connected on three of Texas Tech's five field goals at Houston, a new single-game team record.

■ Harrington set a Texas Tech individual single-game record with five successful field goals in the regular-season win over BYU. Harrington found the uprights from 47 yards to give

Texas Tech its first points in the win and then connected again from 27, 39, 29 and 34 yards the rest of the way. His five field goals snapped the previous Texas Tech single-game record of four that was set 13 times previously. He followed by making 4-of-6 field goal attempts against the Cougars in the Big 12 Championship, giving him nine total successful tries in the two games versus BYU this year alone.

NCAA LEADERS FOR SUCCESSFUL FIELD GOALS (AS OF DEC. 21)

School	FGs
1. Texas Tech	28
2. Hawaii	25
Georgia Tech	25
Tulane	25
5. Ole Miss	24
LSU	24
Oklahoma	24

TEXAS TECH SINGLE-SEASON LEADERS FOR FIELD GOALS

Name (Year)	FGs
1. Ryan Bustin (2013)	23
2. Stone Harrington (2025)	22
3. Trey Wolff (2022)	21
4. Trey Wolff (2019)	20
5. Gino Garcia (2024)	19

EXPLOSIVENESS IN RETURN GAME

■ Texas Tech has been boosted by J'Koby Williams on both kick and punt returns in recent weeks as he has four kick returns for 207 yards (51.8 average), which included a 99-yard return for a touchdown to kick off the Oklahoma State win. It was the first opening kickoff returned for a touchdown by a Red Raider since Keke Coutee went 92 yards versus Baylor in 2017.

■ Williams, a finalist for the Paul Hornung Award, was named the Big 12 Special Teams Player of the Week for his efforts. As a team, Texas Tech is fourth in the FBS with a 27.8 kick return average this season. Williams has returned only three punts for 27 yards thus far.

■ On the opposite side, Texas Tech has kept opponents from explosive yards in the return game as Texas Tech is 16th in kickoff coverage with only 16.5 yards an attempt.

SWAT PATROL

■ Texas Tech has blocked 14 kicks in the four seasons under Joey McGuire and special teams coordinator Kenny Perry, which leads the Big 12 Conference since 2022 and ranks tied-third nationally since 2022. With five blocked kicks this season, Texas Tech enters the Orange Bowl tied for the FBS lead with Penn State.

■ A.J. McCarty got his hands on two punts against Kent State, marking the first time a Big 12 player had blocked a pair of kicks since Oklahoma State's Korie Black did so in 2023 against Central Arkansas. The performance marked the first time Texas Tech had blocked multiple kicks in the same game since the Red Raiders traveled to New Mexico in 2010. He shares the team high for blocked kicks with Oliver Miles III.

NCAA LEADERS IN BLOCKED KICKS SINCE 2022 (AS OF DEC. 21)

School	Blocked Kicks
1. Notre Dame	18
2. Georgia Tech	15
3. Texas Tech	14
Miami (OH)	14
5. South Carolina	13
Rutgers	13

COME-FROM-BEHIND WINS

The victory over Cincinnati at home on Sept. 28 marked the 27th time since 2000, and fourth time under Joey McGuire, that the Red Raiders overcame a double-digit deficit to win. Below is a listing of Tech's come-from-behind wins during that span:

DATE	OPPONENT	DEFICIT	RESULT
Dec. 29, 2006	vs. Minnesota*	31	W, 44-41 (OT)
Sept. 25, 2004	Kansas	25	W, 31-30
Sept. 18, 2004	TCU	21	W, 70-35
Oct. 1, 2011	at Kansas	20	W, 45-34
Nov. 26, 2022	Oklahoma	18	W, 51-48 (OT)
Oct. 5, 2002	at #23 Texas A&M	18	W, 48-47 (OT)
Nov. 18, 2006	Oklahoma State	17	W, 30-24
Nov. 18, 2023	UCF	14	W, 24-23
Sept. 24, 2022	#22 Texas	14	W, 37-34 (OT)
Sept. 4, 2021	vs. Houston	14	W, 38-21
Nov. 14, 2020	Baylor	14	W, 24-23
Sept. 24, 2011	Nevada	14	W, 35-34
Nov. 6, 2010	at #14 Missouri	14	W, 27-17
Nov. 29, 2008	Baylor	14	W, 35-28
Jan. 1, 2008	vs. Virginia	14	W, 31-28
Sept. 8, 2007	UTEP	14	W, 45-31
Nov. 1, 2003	Colorado	14	W, 26-21
Nov. 16, 2002	#3 Texas	14	W, 42-38
Oct. 19, 2013	at West Virginia	11	W, 37-27
Sept. 28, 2024	Cincinnati	11	W, 44-41
Nov. 24, 2017	at Texas	10	W, 27-23
Nov. 22, 2014	at Iowa State	10	W, 34-31
Oct. 5, 2013	at Kansas	10	W, 54-16
Oct. 20, 2012	at #21 TCU	10	W, 56-56 (3OT)
Sept. 3, 2011	Texas State	10	W, 50-10
Oct. 23, 2010	at Colorado	10	W, 27-24
Nov. 21, 2009	vs. Baylor	10	W, 20-13

* indicates largest come-from-behind win in FBS bowl history.

BOLD indicates a Joey McGuire-led team

ALL-TIME OVERTIME GAMES

Texas Tech is 10-8 all-time in overtime games since the NCAA began allowing games to go past regulation in 1996. Below is a listing of Texas Tech's all-time results in overtime:

DATE	OPPONENT	RESULT
Aug. 31, 2024	Abilene Christian	W, 52-51 (OT)
Sept. 2, 2023	at Wyoming	L, 33-35 (2OT)
Nov. 26, 2022	Oklahoma	W, 51-48 (OT)
Sept. 24, 2022	#22 Texas	W, 37-34 (OT)
Sept. 10, 2022	#25 Houston	W, 33-30 (2OT)
Sept. 26, 2020	#8 Texas	L, 56-63 (OT)
Oct. 12, 2019	at #22 Baylor	L, 30-33 (2OT)
Nov. 4, 2017	Kansas State	L, 35-42 (OT)
Oct. 29, 2016	at TCU	W, 27-24 (2OT)
Nov. 24, 2012	vs. Baylor	L, 45-52 (OT)
Nov. 10, 2012	Kansas	W, 41-34 (2OT)
Oct. 20, 2012	at #21 TCU	W, 56-53 (3OT)
Oct. 11, 2008	Nebraska	W, 37-31 (OT)
Dec. 29, 2006	vs. Minnesota	W, 44-41 (OT)
Sept. 9, 2006	at UTEP	W, 38-35 (OT)
Nov. 13, 2004	at #22 Texas A&M	L, 25-32 (OT)
Oct. 5, 2002	at #23 Texas A&M	W, 48-47 (OT)
Sept. 21, 2002	#16 N.C. State	L, 48-51 (OT)
Oct. 6, 2001	Kansas	L, 31-34 (2OT)

NATIONAL RANKINGS

COLLEGE FOOTBALL PLAYOFF (Sun., Dec. 7)

Team	Conf.	Record
1. Indiana	Big Ten	13-0
2. Ohio State	Big Ten	11-1
3. Georgia	SEC	12-1
4. Texas Tech	Big 12	12-1
5. Oregon	Big Ten	11-1
6. Ole Miss	SEC	11-1
7. Texas A&M	SEC	11-1
8. Oklahoma	SEC	10-2
9. Alabama	SEC	10-3
10. Miami	ACC	10-2
11. Notre Dame	FBS Indep.	10-2
12. BYU	Big 12	11-2
13. Texas	SEC	9-3
14. Vanderbilt	SEC	10-2
15. Utah	Big 12	10-2
16. USC	Big Ten	9-3
17. Arizona	Big 12	9-3
18. Michigan	Big Ten	9-3
19. Virginia	ACC	10-3
20. Tulane	American	11-2
21. Houston	Big 12	9-3
22. Georgia Tech	ACC	9-3
23. Iowa	Big Ten	8-4
24. James Madison	Sun Belt	12-1
25. North Texas	American	11-2

CFP, THE LAST TIME TEXAS TECH WAS...

Ranked in the CFP Top 25	Dec. 7, 2025 (No. 4)
Ranked in the CFP Top 10	Dec. 7, 2025 (No. 4)

CFP FACTS

Highest Ranking:	Dec. 7, 2025 (No. 4)
Highest Final Ranking:	n/a
Most Consecutive Weeks Ranked:	6 (2025)

The selection committee will announce its first of six rankings on November 4. The committee members will convene in person on Mondays and Tuesdays, revealing their rankings each week on ESPN. The final selection committee rankings of the 2025 season will be released on Selection Day, Sunday, December 7. At that time, the committee will also announce the 12-team Playoff bracket pairings and game sites.

DATE	TIME (CENTRAL)
Tuesday, November 4	7:00-7:45 p.m.
Tuesday, November 11	6:00-7:00 p.m.
Tuesday, November 18	7:30-8:00 p.m.
Tuesday, November 25	6:00-7:00 p.m.
Tuesday, December 2	6:00-6:30 p.m.
Sunday, December 7	11:00 a.m. – 2:00 p.m.

2025-26 CFP SCHEDULE

DATES
First Round <i>(campus sites)</i> Dec. 19/20
Quarterfinals <i>(Cotton, Orange, Rose, Sugar)</i> Dec. 31/Jan. 1
Semifinals <i>(Fiesta, Peach)</i> Jan. 8/9
National Championship <i>(Miami, Fla.)</i> Jan. 19



ASSOCIATED PRESS (Week 16, Dec. 7)

Team	Record	Points
1. Indiana (66)	13-0	1650
2. Georgia	12-1	1550
3. Ohio State	12-1	1538
4. Texas Tech	12-1	1452
5. Oregon	11-1	1358
6. Ole Miss	11-1	1323
7. Texas A&M	11-1	1278
8. Oklahoma	10-2	1154
9. Notre Dame	10-2	1094
10. Miami	10-2	1017
11. Alabama	10-3	973
12. BYU	11-2	899
13. Vanderbilt	10-2	880
14. Texas	9-3	872
15. Utah	10-2	748
16. USC	9-3	609
17. Tulane	11-2	521
18. Michigan	9-3	503
19. James Madison	12-1	490
20. Virginia	10-2	323
21. Arizona	9-2	322
22. Navy	9-2	173
23. North Texas	11-2	151
24. Georgia Tech	9-3	147
25. Missouri	8-4	92

RECEIVING VOTES: Houston 82, Iowa 74, Tennessee 61, New Mexico 21, Duke 18, Boise St. 16, UNLV 10, South Florida 10, SMU 8, Arizona St. 6, Louisville 6, UConn 5, Washington 4, Pittsburgh 3, Kennesaw St 3, Illinois 2, Iowa St. 2, W. Michigan 1, TCU 1.

AP POLL, THE LAST TIME TEXAS TECH WAS...

Ranked in AP Poll Top 25	Dec 7, 2025 (No. 4)
Ranked in the AP Poll Top 10	Dec 7, 2025 (No. 4)

AP POLL FACTS

Highest Ranking (AP):	3x, No. 2 (Nov. 2-9-16, 2008)
Highest Final Ranking (AP):	No. 11 (1938, 1973)
Most Consecutive Weeks Ranked (AP):	20 (2004-06)

TEXAS TECH IN THE RANKINGS | WEEK-BY-WEEK

Week	AP	Coaches	CFP
Preseason	23	24	--
Week 2 <i>(Aug. 31)</i>	24	23	--
Week 3 <i>(Sept. 7)</i>	21	20	--
Week 4 <i>(Sept. 14)</i>	17	16	--
Week 5 <i>(Sept. 21)</i>	12	14	--
Week 6 <i>(Sept. 28)</i>	11	14	--
Week 7 <i>(Oct. 5)</i>	9	10	--
Week 8 <i>(Oct. 12)</i>	7	8	--
Week 9 <i>(Oct. 19)</i>	14	15	--
Week 10 <i>(Oct. 26)</i>	13	13	--
Week 11 <i>(Nov. 2-4)</i>	9	9	8
Week 12 <i>(Nov. 9-11)</i>	8	8	6
Week 13 <i>(Nov. 16-18)</i>	6	7	5
Week 14 <i>(Nov. 23-25)</i>	7	7	5
Week 15 <i>(Nov. 30-Dec. 2)</i>	5	6	4
Week 16 <i>(Dec. 7)</i>	4	4	4

USA TODAY AFCA COACHES POLL (Week 16, Dec. 7)

Team	Record	Points
1. Indiana (61)	13-0	1549
2. Georgia (1)	12-1	1461
3. Ohio State	12-1	1433
4. Texas Tech	12-1	1339
5. Oregon	11-1	1317
6. Ole Miss	11-1	1240
7. Texas A&M	11-1	1169
8. Oklahoma	10-2	1093
9. Notre Dame	10-2	1037
10. Miami	10-2	941
11. Alabama	10-3	913
12. Vanderbilt	10-2	867
13. BYU	11-2	790
14. Texas	9-3	788
15. Utah	10-2	719
16. USC	9-3	558
17. Michigan	9-3	479
18. Tulane	11-2	448
19. James Madison	12-1	389
20. Arizona	9-3	326
21. Virginia	10-3	288
22. Georgia Tech	9-3	223
23. Tennessee	8-4	123
24. Houston	9-3	119
25. Navy	9-2	118

RECEIVING VOTES: Iowa 102, North Texas 89, Missouri 51, Duke 43, SMU 32, Washington 24, Illinois 10, Boise State 10, TCU 9, Pittsburgh 9, Arizona State 8, South Florida 7, Louisville 7, Connecticut 7, Penn State 6, Kennesaw State 3, UNLV 2, Old Dominion 2, Western Michigan 1, San Diego State 1.

COACHES POLL, THE LAST TIME TEXAS TECH WAS...

Ranked in Coaches' Poll Top 25	Dec 7, 2025 (No. 4)
Ranked in Coaches' Poll Top 10	Dec 7, 2025 (No. 4)

COACHES POLL FACTS

Highest Ranking (Coaches):	2x, No. 2 (Nov. 9-16, 2008)
Highest Final Ranking (Coaches):	No. 11 (1973)

TEXAS TECH FUTURE SCHEDULES

Sept. 5, 2026	Abilene Christian	Lubbock, TX
Sept. 12, 2026	at Oregon State	Corvallis, OR
Sept. 26, 2026	Sam Houston	Lubbock, TX

2026 Big 12 Home Opponents (5)
Arizona, Arizona State, Houston, TCU, West Virginia

2026 Big 12 Road Opponents (4)
Baylor, Cincinnati, Colorado, Oklahoma State

Sept. 4, 2027	Arkansas at Pine Bluff	Lubbock, TX
Sept. 11, 2027	at North Texas	Denton, TX
Sept. 18, 2027	N.C. State	Lubbock, TX

2027 Big 12 Home Opponents (4)
Baylor, Iowa State, Kansas State, Utah

2027 Big 12 Road Opponents (5)
BYU, Houston, Kansas, TCU, UCF



THE HOME OF TEXAS TECH FOOTBALL



SOUTH END ZONE & WOMBLE FOOTBALL CENTER

■ Texas Tech moved into the South End Zone and Dustin R. Womble Football Center in 2024, which features more than 340,000 combined square feet of space with a blend of world-class modern design and technology elements with Spanish Renaissance architecture well known on the Texas Tech campus. The \$242 million project marks the largest contiguous football facility in the country, connecting the south end zone building to the Womble Football Center and the Sports Performance Center, which opened in 2017 as Texas Tech's indoor football practice facility and indoor track and field venue.

■ Joey McGuire and his staff's offices are on the second floor of the south end zone building, giving them a stunning view overlooking Cody Campbell Field at Jones AT&T Stadium. The office location places McGuire and his staff steps from each position room and the skybridge connected to the Womble Football Center where offensive and defensive breakout rooms are located as well as a team meeting space and a state-of-the-art walkthrough area on the second level.

■ The Womble Football Center is a two-story building that maintains its football strength and conditioning, sports medicine and equipment areas on the main level as part of the new layout. The Red Raiders' main locker room is located in the Womble Football Center, which includes space for 120-plus athletes and modern primary designs from Hollman that are fully ventilated and contain USB charging ports and DreamSeat technology for every player.

■ The second floor of the Womble Football Center features a revolutionary 4,500-plus square foot multi-purpose walkthrough area designed for large-scale indoor team strategy implementation, instruction and technique evaluation only a few steps from the team meeting space and position rooms. The space boasts a 25-by-20 yard turf surface in front of a 70-foot wide by 10.5-foot high LED screen that will be the largest in both college football and the NFL for walkthrough areas. The LED screen will allow Texas Tech's coaches to simulate an opponent's formation and scheme, giving the Red Raiders real-time feedback through the advanced technology during game preparations.


■ Texas Tech now boasts a 15,000-square-foot, two-level weight room, one of the largest in college football. The weight room area is located in the southwest corner of the Womble Football Center, giving the Red Raiders direct access into the Sports Performance Center and the outdoor practice fields.

■ The entire facility significantly upgraded the amenities provided to the Red Raiders on a daily basis, notably with a two-story players' lounge, the "Uncommon Man" barber shop, a state-of-the-art hydrotherapy recovery suite and a primary 12,000-square-foot locker room located in the Womble Football Center.

■ The Red Raiders enter Jones AT&T Stadium each gameday through the Gary Petersen Field Club, a 12,000-square-foot premium space that is among the first of its kind in college football. It is one of several new premium areas as Texas Tech has added 17 new luxury suites to go along with 500 club and loge box seats and two spacious party decks.

■ The opening of the South End Zone Building to Jones AT&T Stadium officially closed The Campaign for Fearless Champions, one of the most-successful fundraising initiatives in university history that raised more than \$500 million to transform Texas Tech's athletic facilities across every sport, while also pouring resources into the student-athlete experience through scholarship endowments and the creation of the J.T. and Margaret Talkington Office of Student-Athlete Development.

■ In addition to the large-scale construction, Texas Tech also enhanced its gameday experience as part of the project, adding nine LED displays through Daktronics as well as a state-of-the-art sound system by Clair Audio, a national leader in large venue audio production. The added LED displays include the main videoboard on the north end of the stadium, expanding it to 37-feet high by 136-feet wide in size with 10-millimeter pixel spacing for excellent image clarity and contrast. Texas Tech also constructed two new video displays atop its south end zone measuring 28-feet high by 48-feet wide, featuring content zoning abilities that are already a staple of the north end zone videoboard. All three new videoboards feature 10mm pixel pitch, providing every fan in the 60,000-plus seat stadium with the highest resolution display in college football.



JONES AT&T STADIUM STADIUM QUICK FACTS

First Game	Nov. 29, 1947
Result	Tech 14, Hardin Simmons 6
All-Time Stadium Record	282-155-6
First Game on Artificial Turf	Sept. 12, 1970
Result	Tech 21, Tulane 14
Capacity	60,229
Surface (Year of Instillation)	Hellas Matrix Helix (2023)
Luxury Suites	102
Club Seats	1,644
Winning Seasons	62

LARGEST CROWDS IN HISTORY

Attend	Game	Season
61,836	Tech vs. Oklahoma State	2013
61,283	Tech vs. TCU	2015
60,997	Tech vs. Texas State	2013
60,975	Tech vs. Texas	2022
60,961	Tech vs. Texas	2014
60,901	Tech vs. Oklahoma State	2017
60,879	Tech vs. Texas	2012
60,803	Tech vs. Texas	2016
60,800	Tech vs. Oklahoma	2012
60,778	Tech vs. Central Arkansas	2014
60,705	Tech vs. Baylor	2022
60,478	Tech vs. Oklahoma	2016
60,454	Tech vs. Oklahoma	2018
60,454	Tech vs. Texas	2018
60,454	Tech vs. Texas	2010
60,454	Tech vs. Oklahoma State	2010
60,277	Tech vs. Arkansas	2014
60,229	Tech vs. Kansas	2025
60,229	Tech vs. Oregon State	2025
60,229	Tech vs. Kent State	2025
60,229	Tech vs. Arkansas-Pine Bluff	2025
60,229	Tech vs. Abilene Christian	2024
60,229	Tech vs. Cincinnati	2024
60,229	Tech vs. Baylor	2024
60,229	Tech vs. Colorado	2024
60,097	Tech vs. Stephen F. Austin	2016
60,073	Tech vs. Sam Houston State	2015
59,625	Tech vs. Oklahoma State	2025
59,260	Tech vs. Iowa State	2011
59,014	Tech vs. Oklahoma	2014

INDIVIDUAL HONORS

DAVID BAILEY, #31, OLB, SENIOR

NCAA FBS Consensus All-America Team (Unanimous) (Dec. 19)
 FWAA All-America First Team (Dec. 18)
 Sporting News All-America First Team (Dec. 17)
 AFCA All-America First Team (Dec. 16)
 Associated Press All-America First Team (Dec. 15)
 Walter Camp All-America First Team (Dec. 12)
 Associated Press Big 12 First-Year Transfer of the Year (Dec. 11)
 Associated Press All-Big 12 First Team (Dec. 11)
 USA TODAY Sports CFB All-America First Team (Dec. 11)
 Sporting Illustrated All-American: First Team (Dec. 10)
 On3 All-America First Team (Dec. 10)
 The Athletic All-America First Team (Dec. 10)
 CBS Sports College Football All-America First Team (Dec. 10)
 PFF All-America Team (Dec. 10)
 PFF All-Big 12 Team (Dec. 10)
 Pony Express Award Winner w/ Jacob Rodriguez (Dec. 9)
 DCTF All-Texas College First Team (Dec. 9)
 Panini Senior Bowl Game Invitee (Dec. 8)
 Big 12 Defensive Newcomer of the Year (Dec. 4)
 Big 12 Defensive Lineman of the Year (Dec. 4)
 All-Big 12 First Team (Dec. 4)
 Lombardi Award™ Finalist (Nov. 18)
 Bednarik Award Semifinalist (Nov. 11)
 PFF National Team of the Week, EDGE (Nov. 10)
 Lombardi Award™ Semifinalist (Nov. 4)
 The Athletic Midseason All-America Team (Oct. 15)
 Sporting Illustrated Midseason All-America Team (Oct. 15)
 Lombardi Award™ Midseason Watch List (Oct. 14)
 Midseason DCTF Defensive Player of the Year (Oct. 13)
 First-Team Midseason DCTF All-Texas CFB Team (Oct. 13)
 CBS Sports Midseason All-America Team (Oct. 13)
 PFF Pass Rusher of the Week (Oct. 13)
 PFF Defensive Player of the Week (Oct. 13)
 PFF National Team of the Week, EDGE (Oct. 13)
 Big 12 Defensive Player of the Week (Oct. 13)
 Preseason All-Big 12 Football Team
 Panini Senior Bowl Top 300
 Lombardi Award Watch List
 Bednarik Award Watch List
 PFF Preseason All-Big 12 Team
 Bruce Feldman's College Football Freaks List (No. 43)
 Shrine Bowl 1000
 Preseason DCTF All-Texas College second team
 Preseason Phil Steele All-Big 12 first team
 Preseason Athlon All-Big 12 first team
 Lott IMPACT Trophy Watch List



▲ **DAVID BAILEY** leads all Power 4 players in sacks with 14.5 entering the college football playoffs.

DONTAE BALFOUR, #20, DB, SENIOR

Shrine Bowl 1000

UPTON BELLENFANT, #27, K, JUNIOR

Lou Groza Award Watch List
 Preseason Athlon All-Big 12 fourth team

AMIER BOYD, #27, DB, JUNIOR

Shrine Bowl 1000

JACK BURGESS, #41, P, SENIOR

Ray Guy Award's Ray's 8, Punter of the Week (Sept. 23)

TERRANCE CARTER JR., #7, TE, JUNIOR

All-Big 12 Second Team (Dec. 4)
 Second-Team Midseason DCTF All-Texas CFB Team (Oct. 13)
 Shrine Bowl 1000
 Preseason Athlon All-Big 12 fourth team

DAVION CARTER, #56, OL, SUPER SENIOR

Associated Press All-Big 12 Second Team (Dec. 11)
 All-Big 12 Honorable Mention (Dec. 4)
 Bruce Feldman's College Football Freaks List (No. 88)
 Shrine Bowl 1000
 Preseason Phil Steele All-Big 12 second team
 Preseason Athlon All-Big 12 third team

JOHN CURRY, #6, LB, SOPHOMORE

All-Big 12 Honorable Mention (Dec. 4)



▲ **CAMERON DICKEY** was named a Doak Walker Semifinalist on Nov. 18 and an AP All-Big 12 First Team selection on Dec. 11. He is the ninth Red Raider in program history to eclipse 1,000 yards, while it was the 14th 1,000-yard season by a Red Raider overall.

CAMERON DICKEY, #8, RB, SOPHOMORE

Associated Press All-Big 12 First Team (Dec. 11)
 DCTF All-Texas College First Team (Dec. 9)
 All-Big 12 Second Team (Dec. 4)
 Doak Walker Award Semifinalist (Nov. 18)
 Earl Campbell Tyler Rose Award, Player of the Week (Nov. 11)
 Big 12 Offensive Player of the Week (Nov. 10)
 Walter Camp National Offensive Player of the Week, Wk. 7 (Oct. 14)
 Doak Walker National Running Back of the Week, Wk. 7 (Oct. 14)
 Earl Campbell Tyler Rose Award, Player of the Week (Oct. 14)
 First-Team Midseason DCTF All-Texas CFB Team (Oct. 13)
 PFF National Team of the Week, RB (Oct. 13)
 Big 12 Offensive Player of the Week (Oct. 13)

CALEB DOUGLAS, #5, WR, SENIOR

Panini Senior Bowl Game Invitee (Dec. 8)
 All-Big 12 Second Team (Dec. 4)
 East-West Shrine Bowl Breakout Off. Player of the Week (Nov. 3)
 Earl Campbell Tyler Rose Award Watch List
 Panini Senior Bowl Top 300
 Biletnikoff Award Watch List
 Shrine Bowl 1000
 Preseason DCTF All-Texas College first team
 Preseason DCTF Best Wide Receiver in Texas
 Preseason Phil Steele Big 12 second team
 Preseason Athlon Big 12 second team

COY EAKIN, #3, WR, JUNIOR

Big 12 Championship Offensive Player of the Game (Dec. 6)
 All-Big 12 Honorable Mention (Dec. 4)
 Earl Campbell Tyler Rose Award Watch List
 Shrine Bowl 1000
 Preseason DCTF All-Texas College second team

CHARLES ESTERS III, #11, OLB, SENIOR

Shrine Bowl 1000

TRISTIAN GENTRY, #21, WR, FRESHMAN

PFF All-Freshman Team (Dec. 10)

SKYLER GILL-HOWARD, #0, DL, SENIOR

Big 12 Defensive Player of the Week (Sept. 8)
 Shrine Bowl 1000
 Preseason Phil Steele All-Big 12 third team

WILL HAMMOND, #15, QB, RS FRESHMAN

Big 12 Offensive Player of the Week (Sept. 22)
 Big 12 Freshman of the Week (Sept. 22)

STONE HARRINGTON, #48, K, JUNIOR

Associated Press All-Big 12 First Team (Dec. 11)
 All-Big 12 First Team (Dec. 4)
 Lou Groza Award Semifinalist (Nov. 18)
 Lou Groza Award Week 11 Star of the Week (Nov. 11)
 Big 12 Special Teams Player of the Week (Nov. 10)
 Burlsworth Trophy Nominee (Nov. 4)
 Big 12 Special Teams Player of the Week (Nov. 3)
 Big 12 Special Teams Player of the Week (Oct. 6)

ROMELLO HEIGHT, #9, OLB, SENIOR

Associated Press All-Big 12 Second Team (Dec. 11)
 PFF All-Big 12 Team (Dec. 10)
 DCTF All-Texas College Second Team (Dec. 9)
 Panini Senior Bowl Game Invitee (Dec. 8)
 All-Big 12 First Team (Dec. 4)
 Sporting Illustrated Midseason All-America Team (Oct. 15)
 First-Team Midseason DCTF All-Texas CFB Team (Oct. 13)
 PFF National Team of the Week, EDGE (Oct. 13)
 Panini Senior Bowl Top 300
 Shrine Bowl 1000

A.J. HOLMES JR., #33, DL, JUNIOR

Associated Press All-America Second Team (Dec. 15)
 Associated Press All-Big 12 First Team (Dec. 11)
 On3 All-America Second Team (Dec. 10)
 PFF All-America Team (Dec. 10)
 PFF All-Big 12 Team (Dec. 10)
 All-Big 12 Third Team (Dec. 4)
 Shrine Bowl 1000

LEE HUNTER, #2, DL, SENIOR

FWAA All-America Second Team (Dec. 18)
 Associated Press All-America Third Team (Dec. 15)
 Associated Press All-Big 12 First Team (Dec. 11)
 USA TODAY Sports CFB All-America Second Team (Dec. 11)
 Sporting Illustrated All-American: Second Team (Dec. 10)
 The Athletic All-America First Team (Dec. 10)
 CBS Sports College Football All-America Second Team (Dec. 10)
 PFF All-Big 12 Team (Dec. 10)
 DCTF All-Texas College First Team (Dec. 9)
 Panini Senior Bowl Game Invitee (Dec. 8)
 All-Big 12 First Team (Dec. 4)
 The Athletic Midseason All-America Team (Oct. 15)
 CBS Sports Midseason All-America Team (Oct. 13)
 First-Team Midseason DCTF All-Texas CFB Team (Oct. 13)
 Preseason All-Big 12 Football Team
 Panini Senior Bowl Top 300
 Bednarik Award Watch List
 PFF Preseason All-Big 12 Team
 Bronko Nagurski Trophy Watch List
 Outland Trophy Watch List
 Shrine Bowl 1000
 Preseason DCTF All-Texas College first team
 Preseason Phil Steele All-America fourth team
 Preseason Phil Steele All-Big 12 first team
 Preseason Athlon All-Big 12 first team

WILL JADOS, #76, OL, SENIOR

Shrine Bowl 1000

JOHNCARLOS MILLER II, #9, TE, SENIOR

Shrine Bowl 1000

INDIVIDUAL HONORS



▲ **JACOB RODRIGUEZ** and David Bailey became the sixth and seventh individuals in program history honored as unanimous All-Americans, while it is the seventh and eighth times overall a Red Raider has been a unanimous All-American, as Michael Crabtree remains the only two-time unanimous All-American in school history.

JACOB RODRIGUEZ, #10, LB, SENIOR

NCAA FBS Consensus All-America Team (Unanimous) (Dec. 19)
 FWA All-America First Team (Dec. 18)
 Sporting News All-America First Team (Dec. 17)
 Jason Witten Collegiate Man of the Year Finalist (Dec. 16)
 AFCA All-America First Team (Dec. 16)
 Associated Press All-America First Team (Dec. 15)
 Heisman Trophy Top 10: Fifth-Place Finisher (Dec. 13)
 Chuck Bednarik Award Winner (Dec. 12)
 Walter Camp All-America First Team (Dec. 12)
 Associated Press Big 12 Defensive Player of the Year (Dec. 11)
 Associated Press All-Big 12 First Team (Dec. 11)
 USA TODAY Sports CFB All-America First Team (Dec. 11)
 Lombardi Trophy Winner (Dec. 10)
 On3 All-America First Team (Dec. 10)
 The Athletic All-America First Team (Dec. 10)
 Sporting Illustrated All-American: First Team (Dec. 10)
 CBS Sports College Football All-America First Team (Dec. 10)
 PFF All-America Team (Dec. 10)
 PFF Big 12 Defensive Player of the Year (Dec. 10)
 PFF All-Big 12 Team (Dec. 10)
 Pony Express Award Winner w/ David Bailey (Dec. 9)
 DCTF Defensive Player of the Year (Dec. 9)
 DCTF All-Texas College First Team (Dec. 9)
 Panini Senior Bowl Game Invitee (Dec. 8)
 Bronko Nagurski Trophy Winner (Dec. 8)
 Big 12 Championship Defensive Player of the Game (Dec. 6)
 Big 12 Defensive Player of the Year (Dec. 4)
 All-Big 12 First Team (Dec. 4)
 Walter Camp National Player of the Year Finalist (Dec. 3)
 Chuck Bednarik Award Finalist (Nov. 25)
 Butkus Award Finalist (Nov. 25)
 Lott IMPACT Trophy Finalist (Nov. 24)
 Bronko Nagurski Finalist (Nov. 20)
 Lombardi Award™ Finalist (Nov. 18)
 Walter Camp National Player of the Year Semifinalist (Nov. 12)
 Bednarik Award Semifinalist (Nov. 11)

Walter Camp National Defensive Player of the Week (Nov. 11)
 Bronko Nagurski National Defensive Player of the Week (Nov. 11)
 Chuck Bednarik Player of the Week (Nov. 11)
 Lott IMPACT Trophy Semifinalist (Nov. 10)
 Big 12 Defensive Player of the Week (Nov. 10)
 Senior Bowl Defensive Player of the Week (Nov. 10)
 Shrine Bowl Defensive Player of the Week (Nov. 10)
 Butkus Award Semifinalist (Nov. 4)
 Lombardi Award™ Semifinalist (Nov. 4)
 Big 12 Defensive Player of the Week (Nov. 3)
 The Athletic Midseason All-America Team (Oct. 15)
 Sporting Illustrated Midseason All-America Team (Oct. 15)
 Sporting News Midseason All-America Team (Oct. 15)
 Lombardi Award™ Midseason Watch List (Oct. 14)
 Jason Witten Collegiate Man of the Year Semifinalist (Oct. 14)
 First-Team Midseason DCTF All-Texas CFB Team (Oct. 13)
 CBS Sports Midseason All-America Team (Oct. 13)
 William V. Campbell Trophy Semifinalist (Sept. 24)
 Lott IMPACT Trophy Player of the Week (Sept. 24)
 Walter Camp National Defensive Player of the Week (Sept. 23)
 Bronko Nagurski National Defensive Player of the Week (Sept. 23)
 Senior Bowl National Defensive Player of the Week (Sept. 23)
 Big 12 Defensive Player of the Week (Sept. 22)
 Big 12 Preseason Defensive Player of the Year
 Preseason All-Big 12 Football Team
 Lombardi Award Watch List
 Bednarik Award Watch List
 Butkus Award Watch List
 Bronko Nagurski Trophy Watch List
 Shrine Bowl 1000
 Preseason DCTF All-Texas College first team
 Preseason Phil Steele All-America second team
 Preseason Phil Steele All-Big 12 first team
 Preseason Athlon All-America fourth team
 Preseason Athlon All-Big 12 first team

BEHREN MORTON, #2, QB, SENIOR

All-Big 12 Honorable Mention (Dec. 4)
 Davey O'Brien Great 8: Week 3 Performance (Sept. 15)
 Earl Campbell Tyler Rose Award Watch List
 Panini Senior Bowl Top 300
 Johnny Unitas Golden Arm Award Watch List
 Manning Award Watch List
 Davey O'Brien Watch List

Wuerffel Trophy Watch List
 Maxwell Award Watch List
 Shrine Bowl 1000
 Allstate AFCA Good Works Team Nominee

BRICE POLLOCK, #14, DB, JUNIOR

Associated Press All-Big 12 First Team (Dec. 11)
 PFF All-Big 12 Team (Dec. 10)
 DCTF All-Texas College First Team (Dec. 9)
 All-Big 12 First Team (Dec. 4)
 Second-Team Midseason DCTF All-Texas CFB Team (Oct. 13)
 Big 12 Defensive Player of the Week (Sept. 15)
 Shrine Bowl 1000
 Preseason Phil Steele All-Big 12 second team
 Preseason Athlon All-Big 12 second team

JACOB PONTON, #70, OL, RS-FRESHMAN

The Athletic: Freshman All-America Team (Dec. 11)
 All-Big 12 Honorable Mention (Dec. 4)
 Second-Team Midseason DCTF All-Texas CFB Team (Oct. 13)

BRYCE RAMIREZ, #3, LB, SENIOR

All-Big 12 Third Team-Specialist (Dec. 4)

BEN ROBERTS, #13, LB, JUNIOR

Big 12 Championship Game - Most Outstanding Player (Dec. 6)
 All-Big 12 Third Team (Dec. 4)
 Shrine Bowl 1000

HOWARD SAMPSON, #79, OL, JUNIOR

PFF All-Big 12 Team (Dec. 10)
 DCTF All-Texas College First Team (Dec. 9)
 All-Big 12 Third Team (Dec. 4)
 Bruce Feldman's College Football Freaks List (No. 80)
 Shrine Bowl 1000
 Preseason DCTF All-Texas College first team
 Preseason Phil Steele All-Big 12 first team
 Preseason Athlon All-Big 12 second team

REGGIE VIRGIL, #1, WR, SENIOR

Panini Senior Bowl Game Invitee (Dec. 8)
 All-Big 12 Honorable Mention (Dec. 4)
 Panini Senior Bowl Top 300
 Biletnikoff Award Watch List
 Shrine Bowl 1000
 Preseason Phil Steele All-Big 12 third team
 Preseason Athlon All-Big 12 third team

J'KOBY WILLIAMS, #20, RB, SOPHOMORE

PFF All-Big 12 Team (Dec. 10)
 DCTF All-Texas College Second Team (Dec. 9)
 All-Big 12 Third Team-Returner (Dec. 4)
 All-Big 12 Honorable Mention-RB (Dec. 4)
 Paul Hornung Award Finalist (Nov. 6)
 Week 9 Paul Hornung Award Honor Roll (Oct. 28)
 Big 12 Special Teams Player of the Week (Oct. 27)
 Preseason Phil Steele All-Big 12 fourth team
 Preseason Athlon All-Big 12 third team

SHERIDAN WILSON, #76, OL, JUNIOR

All-Big 12 Third Team (Dec. 4)
 Rimington Trophy Watch List
 Shrine Bowl 1000

COLE WISNIEWSKI, #5, DB, SENIOR

All-Big 12 Honorable Mention (Dec. 4)
 Comeback Player of the Year Award Semifinalist (Dec. 3)
 Comeback Player of the Year Award Watch List
 Shrine Bowl 1000
 Preseason DCTF All-Texas College second team
 Preseason Phil Steele All-Big 12 second team
 Preseason Athlon All-Big 12 second team

HUNTER ZAMBRANO, #57, OL, SENIOR

Shrine Bowl 1000
 Preseason DCTF All-Texas College second team


TEXAS TECH COACHING STAFF



KENNY PERRY

Assoc. HC/Special Teams Coordinator
4th Season at Tech
Game Day Location: Sideline

Career Breakdown: Perry, a legendary high school head coach in the DFW metroplex, had one of the nation's top running backs in 2024 with Tahj Brooks, who went on to become Tech's all-time leading rusher and a sixth round pick of the Cincinnati Bengals in the 2025 NFL Draft. Perry spent the previous three seasons serving as Tech's running backs coach.



MACK LEFTWICH

Offensive Coordinator/Quarterbacks
1st Season at Tech
Game Day Location: Sideline

Career Breakdown: One of the top young play-callers in the country, Leftwich arrived to Texas Tech following two seasons at Texas State. The Bobcats' offense ranked nationally in the top 15 both seasons, leading the Sun Belt in scoring, finishing seventh in the FBS in 2023 and then 11th in 2024. Leftwich is credited with helping discover Cameron Ward, the No. 1 pick in the 2025 NFL Draft who began his career at Incarnate Word. Leftwich was on the staff from 2018-22.




SHIEL WOOD

Defensive Coordinator/ILB Coach
1st Season at Tech
Game Day Location: Sideline

Career Breakdown: Wood arrives to Lubbock after one season in the same role at conference foe Houston. One of the top up-and-coming defensive coaches in the country, Wood's defenses have ranked inside the top 35 for total defense since 2021. His previous stops include Army (2020-21), Troy (2022) and Tulane (2024). Opposing offenses have averaged less than 23.0 ppg against his units since his promotion to play-caller at Army his final year there.

TEXAS TECH SUPPORT STAFF

Head Strength & Conditioning Coach	Lance Barilow (4th Season)
Associate A.D./Football Admin.	Antonio Huffman (7th Season)
Director of Player Personnel	James Blanchard (4th Season)
Director of Football Operations	Quintin Jordan (4th Season)
Director of Player Development	Dave Martin (4th Season)
Director of Player Support/NFL Liaison	Sammy Morris (5th Season)
Senior Defensive Analyst	Jack Teachey (1st Season)
Asst. Special Teams Coordinator	Ryan Conry (4th Season)
Asst. Secondary Coach	Jah'Shawn Johnson (4th Season)
Asst. OL Coach	Jackson Kimble (2nd Season)
Asst. Defensive Line Coach	Cole Maxwell (3rd Season)
Asst. Quarterbacks Coach	Lindsey Scott Jr. (1st Season)
Defensive Asst. (DBs)	Collin Shank (1st Season)
Offensive Asst. (WRs)	Xavier White (1st Season)
Asst. Inside Linebackers Coach	Taylor Young (2nd Season)
Sr. Assoc. S&C Coach	Aaron Hall (5th Season)
Assoc. S&C Coach	Brandyn Musgrave (4th Season)
Asst. S&C Coach	Dalton Elliott (1st Season)
Asst. S&C Coach	Brandon Stevenson (1st Season)
Coord. of FB Performance/Analytics	Josh Haverfield (4th Season)
Director of Football Nutrition	Gentry Hicks (3rd Season)
Assistant Football Dietitian	Carly Ponder (1st Season)
Director of Scouting	Sean Kenney (4th Season)
Director of Player Personnel	Brian Nance (4th Season)
Assoc. Dir. of Scouting	Wesley Harwell (2nd Season)
Dir. of Recruiting Operations	Kate Eberhardt (5th Season)
Dir. of Admin and Operations	Preslee Quisenberry (4th Season)
Assistant A.D./Equipment Operations	Zane Perry (26th Season)
Head Football Equipment Manager	Cayman Ancell (9th Season)
Asst. Equipment Manager	Roger Lira (10th Season)
Asst. Equipment Manager	Austin Nettles (3rd Season)
Director of Football Video	Eric Gerald (10th Season)
Video Coordinator	Jacob Chavarria (4th Season)
Asst. Video Coordinator	Ren Brown (2nd Season)
On-Campus Recruiting Coord.	Katie Meade (1st Season)



JOSH COCHRAN

Running Game Coord./Tight Ends Coach
4th Season at Tech
Game Day Location: Pressbox

Career Breakdown: Cochran shifted over to coach the tight ends under Joey McGuire after spending the previous two seasons as the co-offensive coordinator and offensive line coach at Austin Peay. Cochran, who was named in July 2022 to Dave Campbell's Texas Football "40 under 40" coaches list, is a one-time THSCA member as he began his career in the prep ranks at Lindale High School in East Texas.



JUSTIN JOHNSON

Asst. HC/Passing Game Coord./WR Coach
3rd Season at Tech
Game Day Location: Sideline

Career Breakdown: Johnson, nicknamed "Coach Juice" throughout his career, arrived in Lubbock after a three-year stint at Baylor. Johnson oversaw the running backs room at both Baylor and then Houston, his alma mater, in 2019, but returns to coaching wide receivers with the Red Raiders. He previously was the wide receivers coach at Kansas in 2018, the same position he starred at during his own four-year career at Houston.



CLAY MCGUIRE

Offensive Line Coach
2nd Season at Tech
Game Day Location: Sideline

Career Breakdown: McGuire (no relation to Joey McGuire) returned to his alma mater following two seasons as the offensive line coach at Washington State, his second stint with the Cougars after serving in a similar capacity for six years under Mike Leach from 2012-17. Texas Tech stalwart tackle Caleb Rogers was the first Red Raider to hear his name called in the 2025 NFL Draft as the Las Vegas Raiders took him 98th overall in the third round.



GARRET MCGUIRE

Running Backs Coach
1st Season at Tech
Game Day Location: Pressbox


Career Breakdown: This season will mark McGuire's fifth year at either the collegiate or professional level and first overseeing the running backs position. He was previously the wide receivers coach at Nebraska (2023-24) after starting his career with the Carolina Panthers as a coaching assistant in 2021.



C.J. AH YOU

Outside Linebackers Coach
4th Season at Tech
Game Day Location: Sideline

Career Breakdown: Ah You mentored Tyree Wilson to first team All-America honors during his debut season on the Red Raider staff as Texas Tech, behind Wilson the Red Raiders ranked in the top 20 nationally for tackles for loss. His hiring marked his return to the Big 12 where he previously starred at Oklahoma (2005-06) before enjoying a six-year NFL career with the St. Louis Rams.



ZARNELL FITCH

Defensive Line Coach
4th Season at Tech
Game Day Location: Sideline

Career Breakdown: Fitch, another one-time Texas High School Coaches Association member, is no stranger to the Big 12 as he previously served in a similar role at TCU prior to his arrival in Lubbock. Fitch has mentored 13 players who have earned All-Big 12 honors during his career, a list that features Texas Tech's Tony Bradford Jr. and Jaylon Hutchings, who were one of only three FBS duos to record at least 30 pressures each in 2022.



ROB GREENE

Safeties Coach
1st Season at Tech
Game Day Location: Sideline

Career Breakdown: Greene arrived to Texas Tech following two seasons at Tulane where the Green Wave combined for 20 wins and played for two American Athletic Conference titles. This is Greene's third stint working alongside defensive coordinator Shiel Wood as the two were previously on staff together at Wofford in 2017 and Tulane in 2023.



DARCEL MCBATH

Cornerbacks Coach
1st Season at Tech
Game Day Location: Sideline

Career Breakdown: One of the top defensive backs in Tech history, McBath enters his first season (second overall) with the Red Raiders as their cornerbacks coach after being promoted from analyst during the 2024 season. A longtime assistant under the last Mike Leach, McBath returns to his alma mater following four seasons at Mississippi State (2020-23) and two additional years in a similar capacity at Washington State (2018-19).

TEXAS TECH SPORTS MEDICINE

Associate A.D./Head Athletic Trainer	Michael Ramirez (9th Season)
Associate Athletic Trainer	Dillon Barron (1st Season)
Assistant Athletic Trainer	Steven Lapso (5th Season)
Assistant Athletic Trainer	Erika Dean (3rd Season)
Assistant Athletic Trainer	Addison Tower (1st Season)
Sr. Assoc. AD/S-A Health & Wellness	Grant Stovall (13th Season)
Medical Director/Head Orthopedic Surgeon	Dr. Kevin Crawford (20th Season)
Head Team Physician	Dr. Michael Phy (19th Season)
Asst. AD/Psychological Health & Perform.	Dr. Weston Durham (2nd Season)

TEXAS TECH ORANGE BOWL DEPTH CHART

OFFENSE

QB	2	Behren Morton	6-2	210	Sr.-3L
	12	Mitch Griffis	6-0	195	Sr.-TR
RB	8	Cameron Dickey	5-10	215	So.-1L
	-or- 20	J'Koby Williams	5-10	185	So.-1L
	23	Adam Hill	6-1	230	Fr.-RS
TE	9	JohnCarlos Miller II	6-5	240	Sr.-1L
	-or- 7	Terrance Carter Jr.	6-2	245	Jr.-TR
	89	Jason Llewellyn	6-5	255	Jr.-1L
X	1	Reggie Virgil	6-3	190	Sr.-TR
	14	Micah Hudson	6-0	200	So.-1L
	17	Leyton Stone	6-3	200	Fr.-HS
SLOT	3	Coy Eakin	6-2	210	Jr.-2L
	6	Kelby Valsin	6-1	195	So.-1L
Z	5	Caleb Douglas	6-4	205	Sr.-1L
	4	T.J. West	6-1	195	So.-SQ
	-or- 85	Bryson Jones	6-3	190	Fr.-HS
LT	79	Howard Sampson	6-8	340	Jr.-TR
	65	D'Anthis Upshaw Jr.	6-5	305	Fr.-RS
LG	76	Will Jados	6-7	305	Sr.-TR
	71	Vinny Sciury	6-4	295	Sr.-RS
C	72	Sheridan Wilson	6-5	300	Jr.-1L
	52	Cash Cleveland	6-2	305	So.-TR
RG	56	Davion Carter	6-0	295	Sr.-1L
	50	Patrick McMath	6-4	285	Fr.-HS
RT	70	Jacob Ponton	6-8	305	Fr.-RS
	74	Daniel Sill	6-5	310	So.-SQ

DEFENSE

END	31	David Bailey	6-3	250	Sr.-TR
	11	Charles Esters III	6-3	270	Sr.-2L
NG	2	Lee Hunter	6-4	330	Sr.-TR
	51	Jayden Cofield	6-2	330	So.-1L
	8	E'Maurion Banks	6-5	300	Sr.-2L
DT	33	A.J. Holmes Jr.	6-3	300	Jr.-TR
	88	Amier Washington	6-3	270	So.-1L
	94	Braylon Rigsby	6-2	275	So.-1L
DOG	9	Romello Height	6-3	240	Sr.-TR
	18	Terrell Tilmon	6-5	240	Sr.-2L
	32	Cheta Ofili	6-4	240	Fr.-RS
MIKE	13	Ben Roberts	6-3	240	Jr.-2L
	3	Bryce Ramirez	6-2	235	Sr.-3L
	45	Brock Golwas	6-1	235	Fr.-HS
WILL	10	Jacob Rodriguez	6-1	235	Sr.-2L
	6	John Curry	6-2	235	So.-1L
	40	Wesley Smith	5-10	220	Jr.-2L
STAR	6	John Curry	6-2	235	So.-1L
	1	A.J. McCarty	6-0	195	Sr.-1L
CB	14	Brice Pollock	6-0	195	Jr.-TR
	4	Maurion Horn	5-11	190	Jr.-2L
	-or- 23	Tarrion Grant	6-2	190	So.-TR
SS	7	Brenden Jordan	6-0	205	Jr.-2L
	17	Peyton Morgan	6-0	180	Fr.-RS
FS	5	Cole Wisniewski	6-4	220	Sr.-TR
	24	Malik Esquerra	6-3	205	Fr.-RS
	-or- 25	Chapman Lewis	6-1	185	Jr.-2L
CB	27	Amier Boyd	6-2	190	Jr.-TR
	20	Dontae Balfour	6-1	185	Sr.-TR

SPECIAL TEAMS

P	41	Jack Burgess	6-3	210	Sr.-1L
	37	Ian Hershey	5-11	190	Jr.-TR
K	27	Upton Bellenfant	6-1	190	Jr.-TR
	-or- 48	Stone Harrington	6-3	200	Jr.-1L
	37	Ian Hershey	5-11	190	Jr.-TR
LS	47	Rylan Vagana	6-0	215	Fr.-RS
	89	Jason Llewellyn	6-5	255	Jr.-1L
	19	Haydon Wiginton	5-11	190	Sr.-1L
KO	48	Stone Harrington	6-3	200	Jr.-1L
H	41	Jack Burgess	6-3	210	Sr.-1L
	2	Behren Morton	6-2	210	Sr.-3L
	19	Haydon Wiginton	5-11	190	Sr.-1L
KR	20	J'Koby Williams	5-10	185	So.-1L
	14	Micah Hudson	6-0	200	So.-1L
	21	Tristian Gentry	6-0	180	Fr.-HS
PR	20	J'Koby Williams	5-10	185	So.-1L
	3	Coy Eakin	6-2	210	Jr.-2L
	21	Tristian Gentry	6-0	180	Fr.-HS



OFFENSIVE DEPTH CHART: NOTES

<div>LEFT TACKLE</div> <div>79 HOWARD SAMPSON Jr. 6-8 340</div> <div><ul style="list-style-type: none">An immediate impact transfer from UNC who has started each game at LT this season. Recognized on the All-Big 12 3rd Team. Sampson's favorite movie of all time is Ratatouille because, as he says, "that lil rat has some power." Soccer is his second-favorite sport.</div>	<div>LEFT GUARD</div> <div>76 WILL JADOS Sr. 6-7 305</div> <div><ul style="list-style-type: none">Arrives to Lubbock via Miami (Ohio) and will look to make his 14th straight start at LG in Miami (FL). His high school, Westerville Central, celebrated its first graduating class in 2006.</div>	<div>CENTER</div> <div>72 SHERIDAN WILSON Jr. 6-5 300</div> <div><ul style="list-style-type: none">"Sheri" as he's referred to by his teammates, has made 26 straight starts at center entering the Orange Bowl. His father, Jon Wilson, was a four-year starter (DL) for Auburn from 1988-91 under Hall of Fame Coach and AD, Pat Dye.</div>	<div>RIGHT GUARD</div> <div>56 DAVION CARTER S-Sr. 6-0 295</div> <div><ul style="list-style-type: none">According to PFF, Carter was Tech's second-highest graded o-lineman in 2024 and has not missed a start this season at RG. Named to the Associated Press All-Big 12 2nd Team and an All-Big 12 Honorable mention.</div>	<div>RIGHT TACKLE</div> <div>70 JACOB PONTON R-Fr. 6-8 305</div> <div><ul style="list-style-type: none">Made his first career start in the 2024 Liberty Bowl and won the starting RT job this offseason and has not missed a start. Named to the Freshman All-America Team by The Athletic. Owned the weight room this offseason, going from 280 to 305.</div>
<div>49 D'ANTHIS UPSHAW R-Fr. 6-5 305</div> <div><ul style="list-style-type: none">Did not see any playing time in 2024 as he was primarily a member of the scout team. Attended Irving HS in the DFW metroplex, where he starred on both the offensive and defensive lines. You can see Upshaw playing TE at various points this season.</div>	<div>71 VINNY SCIURY R-Sr. 6-4 295</div> <div><ul style="list-style-type: none">Appeared in only two games in first year at Tech in 2024, both starts, before suffering a season-ending injury at Washington State (9/7). Was Texas Tech's starter at left guard up until that point. Had not previously used a redshirt.</div>	<div>52 CASH CLEVELAND So. 6-2 305</div> <div><ul style="list-style-type: none">Arrived at Texas Tech following one season at Colorado. Earned Freshman All-America honors from the likes of On3, 247Sports and Pro Football Focus and became the first Colorado true freshman walk-on to start at center for the Buffaloes in school history.</div>	<div>50 PATRICK MCMATH Fr. 6-4 285</div> <div><ul style="list-style-type: none">A true freshman who graduated from Katy HS early to join the Red Raiders in the spring. Was a team captain for the 10-2 program. Named to all-district team three years in a row, second-team as a soph. and first-team after junior and seniors seasons.</div>	<div>74 DANIEL SILL So. 6-5 310</div> <div><ul style="list-style-type: none">Made his collegiate debut in the 2024 season-opener versus Abilene Christian. Attended high school at A&M Consolidated and was listed No. 58 among OTs in the country by ESPN. He chose Texas Tech over Baylor, Rice, Stanford, Utah, and Washington State.</div>
<div>WIDE RECEIVER (Slot)</div> <div>3 COY EAKIN Jr. 6-2 210</div> <div><ul style="list-style-type: none">"Cowboy Coy" has made 11 starts this season (6 straight) and was a key factor for Morton in the Big 12 title game. Eakin caught 3 passes on 4 targets, hauling in 2 TDs for 66 yards. Nearly half of his yards came after the catch (31). His father, Mark Eakin, is the head coach of the Tarleton State rodeo team.</div>	<div>WIDE RECEIVER (Y)</div> <div>1 REGGIE VIRGIL Sr. 6-3 190</div> <div><ul style="list-style-type: none">A transfer from Miami (Ohio), Virgil is a true fourth-year senior having played in 36 games the past three seasons. Led the Red Raiders in the Big 12 title game with 8 catches on 10 targets for 86 yards. Has received an invite to the Senior Bowl. Considers himself the best bowler on the team. Has started each game this season.</div>	<div>WIDE RECEIVER (Z)</div> <div>5 CALEB DOUGLAS Sr. 6-4 205</div> <div><ul style="list-style-type: none">Making every start this year at the "Z" position, Douglas leads the Red Raiders in yards with 846 along with TDs as he's hauled in 7. Douglas is averaging 15.7 yards a catch. His 54 catches are just one shy of team leader Reggie Virgil (55).</div>	<div>TIGHT END</div> <div>9 JOHNCARLOS MILLER II Sr. 6-5 240</div> <div><ul style="list-style-type: none">Versatile TE who has made two starts this season at the WR slot position. Miller II has been primarily used as a blocker this season but does have 9 catches for 77 yards. His parents travel to each game and log their journey on X to update Red Raider fans.</div>	
<div>6 KELBY VALSIN So. 6-1 195</div> <div><ul style="list-style-type: none">Appeared in 12 of 13 games either on special teams or as a wide receiver in 2024. Attended Bowie High School in his hometown of Arlington, Texas ... one of the top wide receiver prospects in the state of Texas. Considered a three-star prospect by the likes of 247Sports, Rivals, ESPN and On3.com</div>	<div>14 MICAH HUDSON So. 6-0 200</div> <div><ul style="list-style-type: none">Appeared in eight games with one start (Washington State) as he battled injuries throughout 2024. Caught his first career TD pass vs WVU this year as he found the endzone twice. Consensus five-star recruit; highest signed TTU player during the internet signing era.</div>	<div>4 T.J. WEST So. 6-1 195</div> <div><ul style="list-style-type: none">Primarily a scout team member that saw action in two games last season against UNT (9/14) and the AutoZone Liberty Bowl (12/27). Houston native and attended Humble HS. Closed his senior season with 41 receptions for 685 yards and 8 TDs.</div>	<div>7 TERRANCE CARTER JR. Jr. 6-2 245</div> <div><ul style="list-style-type: none">Primary pass-catching TE for the Red Raiders and 4th on the team with 46 receptions for 552 yards to go along with 5 TDs. Caught a career-high 10 passes vs WVU for 98 yards. He's an All-Big 12 2nd Team selection.</div>	
<div>QUARTERBACK</div> <div>2 BEHREN MORTON Sr. 6-2 210</div> <div><ul style="list-style-type: none">Ranks fifth in the Texas Tech record book for career completions (775), fourth for career touchdown passes (71), fourth for career pass attempts (1,231), and fourth for career passing yards (8,852). Will have the opportunity this season to become the fourth Red Raider in program history to throw for 10,000 career passing yards, joining a prestigious list that includes Graham Harrell (15,793), Kliff Kingsbury (12,429), and Patrick Mahomes II (11,252). The Red Raiders boast a 20-4 record since the start of the 2023 season in games Morton starts and finishes, which includes a 12-3 mark at home. Became the first Red Raider quarterback to start all 12 regular-season games last season since Mahomes II's final year in 2016. Completed 63.3 percent of his passes on the season (295-of-466), throwing for 3,335 passing yards and 27 touchdowns to only 8 interceptions. He owns six donkeys on his farm back home named Blondie, Joseph, Lefty, Mark, Mary, and Pancho.</div>		<div>8 CAMERON DICKEY So. 5-10 215</div> <div><ul style="list-style-type: none">"Cam" was one of three Texas Tech true freshmen in 2024 to not redshirt. Leads the Red Raiders' rushing attack this season boasting 1,095 yards on 198 carries (5.5 avg). Dickey leads Tech with 14 total TDs. Associated Press All-Big 12 First Team, All-Big 12 Second Team, Doak Walker Award Semifinalist. Touted as one of the most prolific athletes in Austin ISD history, out of Crockett High School. Played both ways throughout a four-year varsity career, while also serving as punter. On offense, he primarily played quarterback, combining for 2,963 passing yards and 33 touchdowns, while also rushing for 4,065 yards and 61 touchdowns over his four seasons. Helped lead his high school to its first playoff win in 26 years during his senior season. Ran for a career-high 263 yards on 21 carries earlier this year at home vs Kansas, scoring two touchdowns.</div>		
<div>12 MITCH GRIFFIS Sr. 6-0 195</div> <div><ul style="list-style-type: none">Joined the Red Raiders as a midyear enrollee prior to spring ball. Griffis was a member of the Wake Forest football team where he played from 2020-23 and was named a team captain prior to the 2023 season. He passed for 1,957 career yards at Wake Forest over four seasons, completing 157-of-263 attempts (59.7 percent) for 15 touchdowns and eight interceptions. The vast majority of his yardage came during his 2023 junior season where he was able to use his legs to extend plays, rushing 123 times as a Demon Deacon for 141 yards and two touchdowns. Griffis stepped away from football in June of 2024 after graduating from WF, moved in with his parents and got a job in construction pouring concrete. Owns an Instagram account called "quarterbackscience", displaying drills and exercises for the position.</div>		<div>20 J'KOBY WILLIAMS So. 5-10 185</div> <div><ul style="list-style-type: none">Joined his counterpart Cameron Dickey as one of three true freshmen to not redshirt in 2024 as he appeared in 10 games, making one start, which came in the Autozone Liberty Bowl. In that bowl game, Williams gained 123 yards on 15 carries, including one touchdown (54-yard run) and added four catches for 32 yards. Williams was recognized as the Offensive Player of the Game (visiting team) for the AutoZone Liberty Bowl. Williams has rushed for 787 yards on 142 carries (5.5 avg), while serving as Tech's lead kickoff returner. Finalist for the Paul Hornung Award - presented annually to the most versatile player in major college football. Despite coming from a 2A high school, Williams was tabbed a four-star prospect by On3, ranking 27th nationally among running backs and at No. 55 among prospects from the state of Texas. Set a new career-high of 135 rushing yards on 17 carries (1 TD) against Kansas State. A standout track athlete, Williams was a 3-time State Champion in the 110m hurdles.</div>		

DEFENSIVE DEPTH CHART: NOTES

TACKLE

33 A.J. HOLMES JR.
Jr. | 6-3 | 300

• Houston transfer after playing under new defensive coordinator Shiel Wood in 2024. Associated Press All-America 2nd Team. His 4.5 sacks are 4th on the team and has a nose for the ball with 2 fumbles recovered which is tied for 1st on the team.

NOSE

2 LEE HUNTER
Sr. | 6-4 | 330

• Hunter is the first Texas Tech defensive tackle recognized as an All-American by the FWAAsince Montae Reagor in 1998. Also named to the Associated Press All-America 3rd Team. Nickname is "The Fridge" and enjoys trash talking/trolling.

DOG

9 ROMELLO HEIGHT
Sr. | 6-3 | 240

• All-Big 12 1st Team and Associated Press All-Big 12 2nd Team. He ranks second on the team with nine sacks and has added two forced fumbles to the mix. His previous single-season career high in sacks was 4 in 2023.

88 AMIER WASHINGTON
So. | 6-2 | 270

• Appeared in 12 of 13 games as a redshirt freshman with three starts at outside linebacker in 2024. Finished with 10 tackles (5 solo), which all came during Big 12 play or in the AutoZone Liberty Bowl. High school district and area champion in the shot put and discus.

51 JAYDEN COFIELD
So. | 6-2 | 330

• Appeared in all 13 games in 2024, recording two starts - at Washington State (9/7) and the Liberty Bowl (12/27). Enters this season having put on an extra 20 lbs during the offseason.

END

31 DAVID BAILEY
Sr. | 6-3 | 250

• Leads the nation in sacks with 13.5 after three years at Stanford where he recorded 14.5 sacks over 3 seasons. Bailey is 1 of 2 Red Raiders (Jacob Rodriguez) to be named a Unanimous 1st Team All-American this season. He was a finalist for the Lombardi Trophy and semifinalist for the Bednarik.

18 TERRELL TILMON
Sr. | 6-5 | 240

• Ended the 2024 season at the AutoZone Liberty Bowl with his first career start in his 39th career game. Is 1 of 3 Red Raiders to have played in 3 bowl games - the Orange Bowl will be his 4th overall.

WILL

10 JACOB RODRIGUEZ
Sr. | 6-1 | 235

• J-Rod's trophy case: Chuck Bednarik, Lombardi, Bronko Nagurski and Dick Butkus. Unanimous 1st Team All-American and 5th on the Heisman ballot, holding the 4th-most 1st place votes. Leads the Red Raiders with 117 tackles.

MIKE

13 BEN ROBERTS
Jr. | 6-3 | 240

• The Most Outstanding Player of the Big 12 Championship game, Roberts snagged two INTs and finished the game with 5 tackles and 1 PBU. He is 2nd only to Rodriguez in tackles with 74.

11 CHARLES ESTERS III
Sr. | 6-3 | 270

• After missing the first four games last year, Esters III became a regular starter at OLB, playing in all nine games the rest of the way. Capped off the year recording 18 tackles (five solo), including 2 TFLs and half a sack. He goes by the nickname "Chuck."

6 JOHN CURRY
So. | 6-2 | 235

• Born in Lubbock to Red Raider parents Ryan and Jolee Luce. Ryan was on the football and track teams (1999-01) while his mother was a standout WBB player under Marsha Sharp (2000-04). Started his career at 195 lbs, then moved up to 225 lbs in his second season, and enters his 3rd year at 235 lbs.

3 BRYCE RAMIREZ
S-Sr. | 6-2 | 235

• 2025 marks the second-straight season Ramirez is a team captain. Limited to only seven games in 2024 after missing the final six contests due to a complication from his previous 2022 injury. Recorded 4 tackles including 1st career sack vs UAPB.

STAR

6 JOHN CURRY
So. | 6-2 | 235

• Born in Lubbock to Red Raider parents Ryan and Jolee Luce. Ryan was on the football and track teams (1999-01) while his mother was a standout WBB player under Marsha Sharp (2000-04). Started his career at 195 lbs, then moved up to 225 lbs in his second season, and enters his 3rd year at 235 lbs.

CORNERBACK

27 AMIER BOYD
Jr. | 6-2 | 190

• Spent the first three seasons of his career at UTEP (2022-24), seeing action in 20 games with five career starts. Four of those came in 2024, where he played in nine games with 16 tackles, 1 TFL, 2 INTs, 3 pass breakups, 1 FF, and 1 FR. Favorite childhood memory is going to Disney World with his grandpa.

STRONG SAFETY

7 BRENDEN JORDAN
Jr. | 6-0 | 205

• Jordan, after making two starts last season, has started each game this year at free safety. Besides the Red and Black, he also dons the "green dot" on his helmet, which is the "coach to player" communications system, getting each play call from coach Wood.

FREE SAFETY

5 COLE WISNIEWSKI
Sr. | 6-4 | 220

• Arrived at Texas Tech following five years at FCS powerhouse North Dakota State with two national championships during that span (2021, 2024). Missed the entire '24 season with a foot injury he suffered during summer workouts. Semifinalist for the Comeback Player of the Year award; has started each game this season.

CORNERBACK

14 BRICE POLLOCK
Jr. | 6-0 | 195

• Associated Press All-Big 12 1st Team, All-Big 12 1st Team honoree. Leads the Red Raiders' secondary with 5 INTs and holds a 3-way tie for 1st when it comes to 6 PBUs - Rodriguez and Wisniewski. Previously was recruited by and played for Texas Tech cornerbacks coach Darcel McBath.

1 A.J. MCCARTY
Sr. | 6-0 | 195

• Appeared in all 13 games, making 11 starts in 2024. Recorded 32 tackles on the season (20 solo), including 6.5 TFLs and a shared sack. He ranked second on the team in tackles for loss, trailing only linebacker Jacob Rodriguez (10.5). The "A" in A.J. stands for Adonis.

20 DONTAE BALFOUR
Sr. | 6-1 | 185

• Spent his first two seasons (2021-22) of collegiate career at North Carolina and the next two at Charlotte (2023-24). Started at cornerback in all 12 games in 2024, serving as a game captain in six of those. Grew up in Starke, Fla., which is about 45 minutes SW of Jacksonville. His favorite cornerback growing up was Jalen Ramsey.

17 PEYTON MORGAN
R-Fr. | 6-0 | 180

• Appeared in two games late in the season at Oklahoma State and against Arkansas in the AutoZone Liberty Bowl. A top-100 recruit by On3, coming in at No. 82 overall and No. 7 among safeties nationally. Texas Tech was his first offer.

24 MALIK ESQUERRA
R-Fr. | 6-3 | 205

• Utilized his redshirt in 2024 before appearing in the final two games of the season against West Virginia (11/30) and the AutoZone Liberty Bowl. Towards the final month of the year, Esquerra made himself onto the two-deep, listed as C.J. Baskerville's backup.

4 MAURION HORN
Jr. | 5-11 | 190

• Was 1 of 2 defensive backs last season to start in all 13 games and 1 of 7 on both sides of the ball to do so. Finished fourth on the team with 56 total tackles (31 solo), including 3 TFLs. A consensus 4-star recruit by 247Sports, Rivals and ESPN, Texas Tech was his first offer.

NUMERICAL ROSTER

NO	PLAYER	POS	HT	WT	YR-EX	HOMETOWN (HIGH SCHOOL)
0	Skyler Gill-Howard	DL	6-1	290	Sr-TR	Milwaukee, Wis. (Greenfield)
0	Quinten Joyner	RB	5-11	215	So-TR	Austin, Texas (Manor)
1	A.J. McCarty	S	6-0	195	Sr-1L	Brownwood, Texas (Brownwood)
1	Reggie Virgil	WR	6-3	190	Sr-TR	Apopka, Fla. (Mount Dora Christian Academy)
2	Lee Hunter	DL	6-4	330	Sr-TR	Mobile, Ala. (Blount)
2	Behren Morton	QB	6-2	210	Sr-3L	Eastland, Texas (Eastland)
3	Coy Eakin	WR	6-2	210	Jr-2L	Stephenville, Texas (Stephenville)
3	Bryce Ramirez*	LB	6-2	235	Sr-3L	Missouri City, Texas (George Ranch)
4	Maurion Horn	CB	5-11	190	Jr-2L	Broken Arrow, Okla. (Broken Arrow)
4	T.J. West	WR	6-1	195	So-SQ	Houston, Texas (Humble)
5	Caleb Douglas	WR	6-4	205	Sr-1L	Missouri City, Texas (Hightower)
5	Cole Wisniewski	S	6-4	220	Sr-TR	Sparta, Wis. (Sparta)
6	John Curry	LB	6-2	235	So-1L	Lubbock, Texas (Coronado)
6	Kelby Valsin	WR	6-1	195	So-1L	Arlington, Texas (Bowie)
7	Terrance Carter Jr.	TE	6-2	245	Jr-TR	Killeen, Texas (Harker Heights)
7	Brenden Jordan	S	6-0	205	Jr-2L	Mansfield, Texas (Mansfield)
8	E'Maurion Banks	DL	6-5	300	Sr-2L	Wichita Falls, Texas (Rider)
8	Cameron Dickey	RB	5-10	215	So-1L	Austin, Texas (Crockett)
9	Romello Height	OLB	6-3	240	Sr-TR	Dublin, Ga. (Dublin)
9	Johncarlos Miller II	TE	6-5	240	Sr-1L	Greensboro, N.C. (Dudley)
10	Lloyd Jones III	QB	6-4	215	Fr-HS	Hitchcock, Texas (Hitchcock)
10	Jacob Rodriguez	LB	6-1	235	Sr-2L	Wichita Falls, Texas (Rider)
11	Charles Esters III	OLB	6-3	270	Sr-2L	Cedar Hill, Texas (Cedar Hill)
11	Tyson Turner	WR	6-2	215	Fr-TR	Bryan, Texas (Bryan)
12	Mitch Griffis	QB	6-0	195	Sr-TR	Ashburn, Va. (Broad Run)
12	Macho Stevenson	CB	6-1	190	So-1L	Shreveport, La. (Captain Shreve)
13	Price Morgan	WR	5-11	190	Jr-RS	Round Rock, Texas (Pflugerville Weiss)
13	Ben Roberts	LB	6-3	240	Jr-2L	Haslet, Texas (Eaton)
14	Micah Hudson	WR	6-0	200	So-1L	Temple, Texas (Lake Belton)
14	Brice Pollock	CB	6-0	195	Jr-TR	Snellville, Ga. (Shiloh)
15	Will Hammond	QB	6-2	210	Fr-RS	Austin, Texas (Hutto)
16	Ashton Hampton	CB	6-0	170	Fr-RS	Pearland, Texas (Pearland)
16	Holden Phillips	QB	6-1	210	Fr-HS	Lubbock, Texas (Frenship)
17	Peyton Morgan	S	6-0	180	Fr-RS	Round Rock, Texas (Pflugerville Weiss)
17	Leyton Stone	WR	6-3	200	Fr-HS	Lubbock, Texas (Frenship)
18	Roy Alexander	WR	5-11	200	Sr-TR	Fort Myers, Fla. (Riverdale)
18	Terrell Tilmon	OLB	6-5	240	Sr-2L	Arlington, Texas (Mansfield Timberview)
19	Quintaelyn Joyner	S	6-0	200	Fr-HS	Austin, Texas (Bastrop)
19	Haydon Wiginton	WR	5-11	190	Sr-1L	Midlothian, Texas (Heritage)
20	Dontae Balfour	CB	6-1	185	Sr-TR	Starke, Fla. (Bradford)
20	J'Koby Williams	RB	5-10	185	So-1L	Beckville, Texas (Beckville)
21	Miquel Dingle Jr.	S	6-2	225	So-1L	Charleston, S.C. (Byrnes)
21	Tristian Gentry	WR	6-0	180	Fr-HS	Stephenville, Texas (Stephenville)
22	Marcus Ramon-Edwards	S	6-3	225	So-SQ	Lubbock, Texas (Trinity)
23	Tarrion Grant	CB	6-2	190	So-TR	Sumter, S.C. (Siegel)
23	Adam Hill	RB	6-1	230	Fr-RS	Albany, Texas (Albany)
24	Malik Esquerra	S	6-3	205	Fr-RS	Killeen, Texas (Shoemaker)
25	Chapman Lewis	S	6-1	185	Jr-2L	Burleson, Texas (Burleson Centennial)
26	Deante Lindsay	CB	6-1	185	Fr-HS	Ada, Okla. (Ada)
27	Upton Bellenfant	K	6-1	190	Jr-TR	Murfreesboro, Tenn. (Stewarts Creek)
27	Amier Boyd	CB	6-2	190	Jr-TR	Phoenix, Ariz. (Mountain Pointe)
28	Braylan McDonald	S	6-0	195	Fr-HS	Terrell, Texas (Lancaster)
28	Oliver Miles III	RB	6-2	190	Fr-RS	El Campo, Texas (El Campo)
29	Chief Collins	S	6-0	200	Sr-2L	Lucas, Texas (Lovejoy)
30	Mikal Harrison-Pilot	S	6-0	215	So-SQ	Temple, Texas (Temple)
31	David Bailey	OLB	6-3	250	Sr-TR	Irvine, Calif. (Mater Dei)
32	Cheta Ofili	OLB	6-4	240	Fr-RS	Rowlett, Texas (Sachse)
33	A.J. Holmes Jr.	DL	6-3	300	Jr-TR	Houston, Texas (Westfield)
33	Loic Tshibangu	RB	6-0	215	Jr-SQ	Uccle, Belgium (IMI Secondaire)
34	Trent Low*	LB	6-1	220	Sr-2L	Midland, Texas (Midland Lee)
35	Gage Elder	LB	5-11	220	Sr-1L	Rockwall, Texas (Rockwall)
35	Michael Henderson III	RB	5-9	175	Fr-HS	Dallas, Texas (Wylie East)

NUMERICAL ROSTER

NO	PLAYER	POS	HT	WT	YR-EX	HOMETOWN (HIGH SCHOOL)
36	Justin Horne	LB	6-0	225	So-1L	New Orleans, La. (John Curtis Christian)
37	Ian Hershey	P/K	5-11	190	Jr-TR	Pocatello, Idaho (Highland)
39	Luke Dillingham	S	6-1	205	Sr-SQ	Brock, Texas (Brock)
40	Wesley Smith	LB	5-10	220	Jr-2L	Midland, Texas (Legacy)
41	Jack Burgess	P	6-3	210	Sr-1L	Bacchus Marsh, Victoria, Australia (St. Patrick's College)
43	Chris Lemons	LB	6-2	220	So-SQ	Prosper, Texas (Prosper)
45	Brock Golwas	LB	6-1	235	Fr-HS	Flower Mound, Texas (Marcus)
46	Tanner Allen	DL	6-3	280	Jr-SQ	Bryan, Texas (Bryan)
47	Rylan Vagana	LS	6-0	215	Fr-RS	Huntington Beach, Calif. (Mater Dei)
48	Stone Harrington	K	6-3	200	Jr-1L	Colleyville, Texas (Colleyville Heritage)
50	Patrick McMath	OL	6-4	285	Fr-HS	Katy, Texas (Katy)
50	Eddy Smith	OLB	6-6	275	Fr-RS	Pearland, Texas (Pearland Dawson)
51	Jayden Cofield	DL	6-2	330	So-1L	Austin, Texas (Manor)
52	Cash Cleveland	OL	6-2	305	So-TR	Rockwall, Texas (IMG Academy)
53	Holton Hendrix	OL	6-4	295	Fr-RS	Lubbock, Texas (Lubbock Cooper)
56	Davion Carter^	OL	6-0	295	Sr-1L	Pearl, Miss. (Pearl)
57	Hunter Zambrano	OL	6-5	310	Sr-TR	Weston, Fla. (University)
61	Connor Carty	OL	6-4	290	Fr-HS	Prosper, Texas (Prosper)
64	Jurrien Loftin	OL	6-5	300	Jr-SQ	Aledo, Texas (Aledo)
65	D'Anthis Upshaw Jr.	OL	6-5	305	Fr-RS	Irving, Texas (Irving)
66	Jackson Hildebrand	OL	6-2	295	Fr-RS	San Antonio, Texas (Alamo Heights)
68	Ren Brown	OL	6-4	305	Fr-HS	Stanton, Neb. (Stanton)
70	Jacob Ponton	OL	6-8	305	Fr-RS	Dripping Springs, Texas (Dripping Springs)
71	Vinny Sciury^	OL	6-4	295	Sr-RS	Massillon, Ohio (Perry)
72	Sheridan Wilson	OL	6-5	300	Jr-1L	Argyle, Texas (Argyle)
73	Danilo Guberinch	OL	6-5	285	Fr-HS	Ann Arbor, Mich. (Detroit Catholic Central)
74	Daniel Sill	OL	6-5	310	So-SQ	College Station, Texas (A&M Consolidated)
75	Garin Maley	OL	6-5	275	Fr-HS	La Vista, Neb. (Papillion-La Vista)
76	Will Jados	OL	6-7	305	Sr-TR	Westerville, Ohio (Westerville Central)
77	Elias Gillen	OL	6-6	300	Fr-HS	Rapid City, S.D. (Stevens)
78	Ellis Davis	OL	6-7	300	Fr-RS	Prosper, Texas (Prosper)
79	Howard Sampson	OL	6-8	340	Jr-TR	Houston, Texas (Humble)
80	Kai Powell	WR	5-11	180	So-TR	Spring, Texas (Klein)
83	Jack Esparza	TE	6-4	245	Jr-SQ	Austin, Texas (St. Michael's Catholic)
84	Michael Dever	WR	6-1	195	Fr-HS	Lubbock, Texas (Lubbock Cooper)
85	Bryson Jones	WR	6-3	190	Fr-HS	Frisco, Texas (Lone Star)
86	Sean Robinson	TE	6-5	215	Fr-HS	Greenbrae, Calif. (Cibola Steele)
88	Trey Jackson	TE	6-5	240	Fr-RS	Dallas, Texas (South Oak Cliff)
88	Amier Washington	DL	6-2	270	So-1L	Orange, Texas (Little Cypress-Mauriceville)
89	Jason Llewellyn	TE	6-5	255	Jr-1L	Aledo, Texas (Aledo)
90	Ansel Nedore	OLB	6-3	270	So-1L	Round Rock, Texas (Round Rock)
92	Kasen Long	DL	6-5	270	Fr-RS	Shallowater, Texas (Shallowater)
93	Dylan Singleton	DL	6-5	290	Fr-HS	New Iberia, La. (Loreauville)
94	Braylon Rigsby	DL	6-2	275	So-1L	Woodville, Texas (Woodville)
96	Keyshawn Williams	DL	6-3	325	Fr-RS	Houston, Texas (Dekaney)
97	Charles Anderson Jr.	OLB	6-6	280	Fr-RS	Houston, Texas (Pearland Dawson)

PHONETIC ROSTER visit the [TexasTech.com](#) football roster page for audio pronunciations powered by The Name Engine



•2 Behren Morton - <i>BARE-en</i>	•19 Haydon Wiginton - <i>HAY-dun, WIG-in-tun</i>	•56 Davion Carter - <i>DAY-vee-on</i>
•3 Coy Eakin - <i>AY-kin</i>	•19 Quintaelyn Joyner - <i>kwin-TAY-lin</i>	•64 Jurrien Lofton - <i>JER-ee-in</i>
•4 Maurion Horn - <i>MAR-ee-ahn</i>	•21 Miquel Dingle Jr. - <i>MY-kell, DING-gull</i>	•65 D'Anthis Upshaw Jr. - <i>dee-ANN-thiss</i>
•5 Cole Wisniewski - <i>wiss-NESS-kee</i>	•23 Tarrion Grant - <i>tuh-RON</i>	•70 Jacob Ponton - <i>PONT-in</i>
•6 Kelby Valsin - <i>VAL-sin</i>	•24 Malik Esquerra - <i>muh-LEEK, eh-SCARE-uh</i>	•71 Vinny Sciury - <i>SKIR-ee</i>
•8 E'Maurion Banks - <i>ee-MAR-ee-on</i>	•30 Mikal Harrison-Pilot - <i>mih-KALE</i>	•73 Danilo Guberinch - <i>dan-EE-low, goo-ber-IN-itch</i>
•10 Jacob Rodriguez - <i>rod-REE-gez</i>	•32 Cheta Ofili - <i>CHET-uh, oh-FEE-lee</i>	•76 Will Jados - <i>JAY-doce</i>
•11 Charles Esters III - <i>ESS-sters</i>	•36 Justin Horne - <i>HORN</i>	•83 Jack Esparza - <i>eh-SPAR-zuh</i>
•12 Mitch Griffis - <i>GRIFF-iss</i>	•41 Jack Burgess - <i>BER-jess</i>	•89 Jason Llewellyn - <i>loo-ELL-in</i>
•14 Brice Pollock - <i>PDE-lock</i>	•45 Brock Golwas - <i>GOLE-wahss</i>	•90 Ansel Nedore - <i>nuh-DORE-ee</i>
•18 Terrell Tilmon - <i>ter-ELL, TILL-min</i>	•47 Rylan Vagana - <i>RYE-len, vuh-GAH-nuh</i>	



ROSTER BREAKDOWN BY POSITION

QUARTERBACKS

2	Behren Morton	6-2	210	Sr-3L	Eastland, Texas (Eastland)
12	Mitch Griffis	6-0	195	Sr-TR	Ashburn, Va. (Broad Run)
10	Lloyd Jones III	6-4	215	Fr-HS	Hitchcock, Texas (Hitchcock)
15	Will Hammond	6-2	210	Fr-RS	Austin, Texas (Hutto)
16	Holden Phillips	6-1	210	Fr-HS	Lubbock, Texas (Frenship)

RUNNING BACKS

0	Quinten Joyner	5-11	215	So-TR	Austin, Texas (Manor)
8	Cameron Dickey	5-10	215	So-1L	Austin, Texas (Crockett)
20	J'Koby Williams	5-10	185	So-1L	Beckville, Texas (Beckville)
23	Adam Hill	6-1	230	Fr-RS	Albany, Texas (Albany)
28	Oliver Miles III	6-2	190	Fr-RS	El Campo, Texas (El Campo)
33	Loic Tshibangu	6-0	215	Jr-SQ	Uccle, Belgium (IMI Secondaire)
35	Michael Henderson III	5-9	175	Fr-HS	Dallas, Texas (Wylie East)

TIGHT ENDS

7	Terrance Carter Jr.	6-2	245	Jr-TR	Killeen, Texas (Harker Heights)
9	Johncarlos Miller II	6-5	240	Sr-1L	Greensboro, N.C. (Dudley)
83	Jack Esparza	6-4	245	Jr-SQ	Austin, Texas (St. Michael's Catholic)
86	Sean Robinson	6-5	215	Fr-HS	Greenbrae, Calif. (Cibolo Steele)
88	Trey Jackson	6-5	240	Fr-RS	Dallas, Texas (South Oak Cliff)
89	Jason Llewellyn	6-5	255	Jr-1L	Aledo, Texas (Aledo)

WIDE RECEIVERS

1	Reggie Virgil	6-3	190	Sr-TR	Apopka, Fla. (Mount Dora Christian Academy)
3	Coy Eakin	6-2	210	Jr-2L	Stephenville, Texas (Stephenville)
4	TJ West	6-1	195	So-SQ	Houston, Texas (Humble)
5	Caleb Douglas	6-4	205	Sr-1L	Missouri City, Texas (Hightower)
6	Kelby Valsin	6-1	195	So-1L	Arlington, Texas (Bowie)
11	Tyson Turner	6-2	215	Fr-RS	Bryan, Texas (Bryan)
13	Price Morgan	5-11	190	Jr-RS	Round Rock, Texas (Pflugerville Weiss)
14	Micah Hudson	6-0	200	So-1L	Temple, Texas (Lake Belton)
17	Leyton Stone	6-3	200	Fr-HS	Lubbock, Texas (Frenship)
18	Roy Alexander	5-11	200	Sr-TR	Fort Myers, Fla. (Riverdale)
19	Haydon Wiginton	5-11	190	Sr-1L	Midlothian, Texas (Heritage)
21	Tristian Gentry	6-0	180	Fr-HS	Stephenville, Texas (Stephenville)
80	Kai Powell	5-11	180	So-TR	Spring, Texas (Klein)
84	Michael Dever	6-1	195	Fr-HS	Lubbock, Texas (Lubbock Cooper)
85	Bryson Jones	6-3	190	Fr-HS	Frisco, Texas (Lone Star)

OFFENSIVE LINE

50	Patrick McMath	6-4	285	Fr-HS	Katy, Texas (Katy)
52	Cash Cleveland	6-2	305	So-TR	Rockwall, Texas (IMG Academy)
53	Holton Hendrix	6-4	295	Fr-RS	Lubbock, Texas (Lubbock Cooper)
56	Davion Carter^	6-0	295	Sr-1L	Pearl, Miss. (Pearl)
57	Hunter Zambrano	6-5	310	Sr-TR	Weston, Fla. (University)
61	Connor Carty	6-4	290	Fr-HS	Prosper, Texas (Prosper)
64	Jurrien Loftin	6-5	300	Jr-SQ	Aledo, Texas (Aledo)
65	D'Anthis Upshaw Jr.	6-5	305	Fr-RS	Irving, Texas (Irving)
66	Jackson Hildebrand	6-2	295	Fr-RS	San Antonio, Texas (Alamo Heights)
68	Ren Brown	6-4	305	Fr-HS	Stanton, Neb. (Stanton)
70	Jacob Ponton	6-8	305	Fr-RS	Dripping Springs, Texas (Dripping Springs)
71	Vinny Sciury^	6-4	295	Sr-RS	Massillon, Ohio (Perry)
72	Sheridan Wilson	6-5	300	Jr-1L	Argyle, Texas (Argyle)
73	Danilo Guberinich	6-5	285	Fr-HS	Ann Arbor, Mich. (Detroit Catholic Central)
74	Daniel Sill	6-5	310	So-SQ	College Station, Texas (A&M Consolidated)
75	Garin Maley	6-5	275	Fr-HS	La Vista, Neb. (Papillion-La Vista)
76	Will Jados	6-7	305	Sr-TR	Westerville, Ohio (Westerville Central)
77	Elias Gillen	6-6	300	Fr-HS	Rapid City, S.D. (Stevens)
78	Ellis Davis	6-7	300	Fr-RS	Prosper, Texas (Prosper)
79	Howard Sampson	6-8	340	Jr-TR	Houston, Texas (Humble)

SPECIALISTS

27	Upton Bellenfant	6-1	190	Jr-TR	Murfreesboro, Tenn. (Stewarts Creek)
37	Ian Hershey	5-11	190	Jr-TR	Pocatello, Idaho (Highland)
41	Jack Burgess	6-3	210	Sr-1L	Bacchus Marsh, Victoria, Australia (St. Patrick's College)
47	Rylan Vagana	6-0	215	Fr-RS	Huntington Beach, Calif. (Mater Dei)
48	Stone Harrington	6-3	200	Jr-1L	Colleyville, Texas (Colleyville Heritage)

ALPHABETICAL

NAME	NO	POS
Alexander, Roy	18	WR
Allen, Tanner	46	DL
Anderson Jr., Charles	97	OLB
Bailey, David	31	OLB
Balfour, Dontae	20	CB
Banks, E'Maurion	8	DL
Bellenfant, Upton	27	K
Boyd, Amier	27	CB
Brown, Ren	68	OL
Burgess, Jack	41	P
Carter, Davion	56	OL
Carter Jr., Terrance	7	TE
Carty, Connor	61	OL
Cleveland, Cash	52	OL
Cofield, Jayden	51	DL
Collins, Chief	29	S
Curry, John	6	LB
Davis, Ellis	78	OL
Dever, Michael	84	WR
Dickey, Cameron	8	RB
Dillingham, Luke	39	S
Dingle Jr., Miquel	21	S
Douglas, Caleb	5	WR
Eakin, Coy	3	WR
Elder, Gage	35	LB
Esparza, Jack	83	TE
Esquerra, Malik	24	S
Esters III, Charles	11	OLB
Gentry, Tristian	21	WR
Gill-Howard, Skyler	0	DL
Gillen, Elias	77	OL
Golwas, Brock	45	LB
Grant, Tarrion	23	CB
Griffis, Mitch	12	QB
Guberinich, Danilo	73	OL
Hammond, Will	15	QB
Hampton, Ashton	16	CB
Harrington, Stone	48	K
Harrison-Pilot, Mikal	30	S
Height, Romello	9	OLB
Henderson III, Michael	35	RB
Hendrix, Holton	53	OL
Hershey, Ian	37	P/K
Hildebrand, Jackson	66	OL
Hill, Adam	23	RB
Holmes Jr., A.J.	33	DL
Horn, Maurion	4	CB
Horne, Justin	36	LB
Hudson, Micah	14	WR
Hunter, Lee	2	DL
Jackson, Trey	88	TE
Jados, Will	76	OL
Jones, Bryson	85	WR
Jones III, Lloyd	10	QB
Jordan, Brenden	7	S
Joyner, Quintaelyn	19	S
Joyner, Quinten	0	RB
Lemons, Chris	43	LB
Lewis, Chapman	25	S
Lindsay, Deante	26	CB
Llewellyn, Jason	89	TE
Loftin, Jurrien	64	OL



ALPHABETICAL

NAME	NO	POS
Long, Kasen	92	DL
Low, Trent	34	LB
Maley, Garin	75	OL
McCarty, A.J.	1	S
McDonald, Braylan	28	S
McMath, Patrick	50	OL
Miles III, Oliver	28	RB
Miller II, JohnCarlos	9	TE
Morgan, Peyton	17	S
Morgan, Price	13	WR
Morton, Behren	2	QB
Nedore, Ansel	90	OLB
Ofili, Cheta	32	OLB
Phillips, Holden	16	QB
Pollock, Brice	14	CB
Ponton, Jacob	70	OL
Powell, Kai	80	WR
Ramirez, Bryce	3	LB
Ramon-Edwards, Marcus	22	S
Rigsby, Braylon	94	DL
Roberts, Ben	13	LB
Robinson, Sean	86	TE
Rodriguez, Jacob	10	LB
Sampson, Howard	79	OL
Sciury, Vinny	71	OL
Sill, Daniel	63	OL
Singleton, Dylan	93	DL
Smith, Eddy	50	OLB
Smith, Wesley	40	LB
Stevenson, Macho	12	CB
Stone, Leyton	17	WR
Tilmon, Terrell	18	OLB
Tshibangu, Loic	33	RB
Turner, Tyson	11	WR
Upshaw Jr., D'Anthis	65	OL
Vagana, Rylan	47	LS
Valsin, Kelby	6	WR
Virgil, Reggie	1	WR
Washington, Amier	88	DL
West, TJ	4	WR
Wiginton, Haydon	19	WR
Williams, J'Koby	20	RB
Williams, Keyshawn	96	DL
Wilson, Sheridan	72	OL
Wisniewski, Cole	5	S
Zambrano, Hunter	57	OL

ROSTER BREAKDOWN BY POSITION

DEFENSIVE LINE						
0	Skyler Gill-Howard	6-1	290	Sr-TR	Milwaukee, Wis. (Greenfield)	
2	Lee Hunter	6-4	330	Sr-TR	Mobile, Ala. (Blount)	
8	E'Maurion Banks	6-5	300	Sr-2L	Wichita Falls, Texas (Rider)	
33	A.J. Holmes Jr.	6-3	300	Jr-TR	Houston, Texas (Westfield)	
46	Tanner Allen	6-3	280	Jr-SQ	Bryan, Texas (Bryan)	
51	Jayden Cofield	6-2	330	So-1L	Austin, Texas (Manor)	
88	Amier Washington	6-2	270	So-1L	Orange, Texas (Little Cypress-Mauriceville)	
92	Kasen Long	6-5	270	Fr-RS	Shallowater, Texas (Shallowater)	
93	Dylan Singleton	6-5	290	Fr-HS	New Iberia, La. (Loreauville)	
94	Braylon Rigsby	6-2	275	So-1L	Woodville, Texas (Woodville)	
96	Keyshawn Williams	6-3	325	Fr-RS	Houston, Texas (Dekaney)	
97	Charles Anderson Jr.	6-6	280	Fr-RS	Houston, Texas (Pearland Dawson)	
OUTSIDE LINEBACKERS						
9	Romello Height	6-3	240	Sr-TR	Dublin, Ga. (Dublin)	
11	Charles Esters III	6-3	270	Sr-2L	Cedar Hill, Texas (Cedar Hill)	
18	Terrell Tilmon	6-5	240	Sr-2L	Arlington, Texas (Mansfield Timberview)	
31	David Bailey	6-3	250	Sr-TR	Irvine, Calif. (Mater Dei)	
32	Cheta Ofili	6-4	240	Fr-RS	Rowlett, Texas (Sachse)	
50	Eddy Smith	6-6	275	Fr-RS	Pearland, Texas (Pearland Dawson)	
90	Ansel Nedore	6-3	270	So-1L	Round Rock, Texas (Round Rock)	
INSIDE LINEBACKERS						
3	Bryce Ramirez^	6-2	235	Sr-3L	Missouri City, Texas (George Ranch)	
6	John Curry	6-2	235	So-1L	Lubbock, Texas (Coronado)	
10	Jacob Rodriguez	6-1	235	Sr-2L	Wichita Falls, Texas (Rider)	
13	Ben Roberts	6-3	240	Jr-2L	Haslet, Texas (Eaton)	
34	Trent Low^	6-1	220	Sr-2L	Midland, Texas (Midland Lee)	
35	Gage Elder	5-11	220	Sr-1L	Rockwall, Texas (Rockwall)	
36	Justin Horne	6-0	225	So-1L	New Orleans, La. (John Curtis Christian)	
40	Wesley Smith	5-10	220	Jr-2L	Midland, Texas (Legacy)	
43	Chris Lemons	6-2	220	So-SQ	Prosper, Texas (Prosper)	
45	Brock Golwas	6-1	235	Fr-HS	Flower Mound, Texas (Marcus)	
SAFETIES						
1	A.J. McCarty	6-0	195	Sr-1L	Brownwood, Texas (Brownwood)	
5	Cole Wisniewski	6-4	220	Sr-TR	Sparta, Wis. (Sparta)	
7	Brenden Jordan	6-0	205	Jr-2L	Mansfield, Texas (Mansfield)	
17	Peyton Morgan	6-0	180	Fr-RS	Round Rock, Texas (Pflugerville Weiss)	
19	Quintaelyn Joyner	6-0	200	Fr-HS	Austin, Texas (Bastrop)	
21	Miquel Dingle Jr.	6-2	225	So-1L	Charleston, S.C. (Byrnes)	
22	Marcus Ramon-Edwards	6-3	225	So-SQ	Lubbock, Texas (Trinity Christian)	
24	Malik Esquerra	6-3	205	Fr-RS	Killeen, Texas (Shoemaker)	
25	Chapman Lewis	6-1	185	Jr-2L	Burleson, Texas (Burleson Centennial)	
28	Braylan McDonald	6-0	195	Fr-HS	Terrell, Texas (Lancaster)	
29	Chief Collins	6-0	200	Sr-2L	Lucas, Texas (Lovejoy)	
30	Mikal Harrison-Pilot	6-0	215	So-SQ	Temple, Texas (Temple)	
39	Luke Dillingham	6-1	205	Sr-SQ	Brock, Texas (Brock)	
CORNERBACKS						
4	Maurion Horn	5-11	190	Jr-2L	Broken Arrow, Okla. (Broken Arrow)	
12	Macho Stevenson	6-1	190	So-1L	Shreveport, La. (Captain Shreve)	
14	Brice Pollock	6-0	195	Jr-TR	Snellville, Ga. (Shiloh)	
16	Ashton Hampton	6-0	170	Fr-RS	Pearland, Texas (Pearland)	
20	Dontae Balfour	6-1	185	Sr-TR	Starke, Fla. (Bradford)	
23	Tarrion Grant	6-2	190	So-TR	Sumter, S.C. (Siegel)	
26	Deante Lindsay	6-1	185	Fr-HS	Ada, Okla. (Ada)	
27	Amier Boyd	6-2	190	Jr-TR	Phoenix, Ariz. (Mountain Pointe)	

GAME-BY-GAME STARTERS

OFFENSE

GAME	QB	RB	TE	WR	WR	WR	LT	LG	C	RG	RT
Arkansas-Pine Bluff	Morton	Dickey	T. Carter Jr.	Miller II (TE)	Douglas	Virgil	Sampson	Jados	Wilson	D. Carter	Ponton
Kent State	Morton	Williams	T. Carter Jr.	Eakin	Douglas	Virgil	Sampson	Jados	Wilson	D. Carter	Ponton
Oregon State	Morton	Williams	T. Carter Jr.	Eakin	Douglas	Virgil	Sampson	Jados	Wilson	D. Carter	Ponton
at Utah	Morton	Williams	T. Carter Jr.	Eakin	Douglas	Virgil	Sampson	Jados	Wilson	D. Carter	Ponton
at Houston	Morton	Dickey	T. Carter Jr.	Eakin	Douglas	Virgil	Sampson	Jados	Wilson	D. Carter	Ponton
Kansas	Morton	Dickey	T. Carter Jr.	Eakin	Douglas	Virgil	Sampson	Jados	Wilson	D. Carter	Ponton
at Arizona State	Hammond	Dickey	T. Carter Jr.	Miller II (TE)	Douglas	Virgil	Sampson	Jados	Wilson	D. Carter	Ponton
Oklahoma State	Hammond	Dickey	Williams (RB)	Eakin	Douglas	Virgil	Sampson	Jados	Wilson	D. Carter	Ponton
at Kansas State	Morton	Williams	T. Carter Jr.	Eakin	Douglas	Virgil	Sampson	Jados	Wilson	D. Carter	Ponton
BYU	Morton	Dickey	T. Carter Jr.	Eakin	Douglas	Virgil	Sampson	Jados	Wilson	D. Carter	Ponton
UCF	Morton	Dickey	T. Carter Jr.	Eakin	Douglas	Virgil	Sampson	Jados	Wilson	D. Carter	Ponton
at West Virginia	Morton	Dickey	T. Carter Jr.	Eakin	Douglas	Virgil	Sampson	Jados	Wilson	D. Carter	Ponton
vs. BYU*	Morton	Dickey	T. Carter Jr.	Eakin	Douglas	Virgil	Sampson	Jados	Wilson	D. Carter	Ponton

DEFENSE

GAME	END	NG	DT	OLB/DOG	LB-MIKE	LB-WILL	STAR	CB	SS	FS	CB
Arkansas-Pine Bluff	Bailey	Hunter	Gill-Howard	Height	Roberts	Rodriguez	Curry	Pollock	Jordan	Wisniewski	Horn
Kent State	Rigsby	Hunter	Gill-Howard	Height	Roberts	Rodriguez	Curry	Pollock	Jordan	Wisniewski	Boyd
Oregon State	Bailey	Hunter	Gill-Howard	Height	Roberts	Rodriguez	Curry	Pollock	Jordan	Wisniewski	Balfour
at Utah	Bailey	Hunter	Gill-Howard	Height	Roberts	Rodriguez	Curry	Pollock	Jordan	Wisniewski	Balfour
at Houston	Bailey	Hunter	Gill-Howard	Height	Roberts	Rodriguez	Curry	Pollock	Jordan	Wisniewski	Balfour
Kansas	Bailey	Hunter	Gill-Howard	Height	Roberts	Rodriguez	Curry	Pollock	Jordan	Wisniewski	Balfour
at Arizona State	Bailey	Hunter	Holmes Jr.	Height	Roberts	Rodriguez	Curry	Pollock	Jordan	Wisniewski	Balfour
Oklahoma State	Bailey	Hunter	Holmes Jr.	Height	Roberts	Rodriguez	Curry	Pollock	Jordan	Wisniewski	Balfour
at Kansas State	Bailey	Hunter	Holmes Jr.	Height	Roberts	Rodriguez	Curry	Pollock	Jordan	Wisniewski	Boyd
BYU	Bailey	Hunter	Holmes Jr.	Height	Roberts	Rodriguez	Curry	Pollock	Jordan	Wisniewski	Boyd
UCF	Bailey	Hunter	Holmes Jr.	Height	Roberts	Rodriguez	Curry	Pollock	Jordan	Wisniewski	Balfour
at West Virginia	Bailey	Hunter	Holmes Jr.	Height	Roberts	Rodriguez	Curry	Pollock	Jordan	Wisniewski	Boyd
vs. BYU*	Bailey	Hunter	Holmes Jr.	Height	Roberts	Rodriguez	Curry	Pollock	Jordan	Wisniewski	Boyd

* indicates Big 12 Championship Game (Dec. 6)

2025 STARTS LEADERS

1.	Ben Roberts (Jr.), LB	13
2.	Jacob Rodriguez (Sr.), LB	13
3.	Caleb Douglas (Sr.), WR	13
4.	Sheridan Wilson (Jr.), OL	13
5.	Davion Carter (Sr.), OL	13
6.	Brenden Jordan (Jr.), DB	13
7.	Reggie Virgil (Sr.), WR	13
8.	Howard Sampson (Jr.), OL	13
9.	Will Jados (Sr.), OL	13
10.	Jacob Ponton (R-Fr.), OL	13
11.	Lee Hunter (Sr.), DL	13
12.	Romello Height (Sr.), OLB	13
13.	John Curry (So.), LB	13
14.	Brice Pollock (Jr.), CB	13
15.	Cole Wisniewski (Sr.), S	13
16.	Terrance Carter Jr. (Jr.), TE	12
17.	David Bailey (Sr.), OLB	12
18.	Coy Eakin (Jr.), WR	11
19.	Behren Morton (Sr.), QB	11
20.	Cameron Dickey (So.), RB	9
21.	Dontae Balfour (Sr.), CB	7
22.	A.J. Holmes Jr. (Jr.), DL	7
23.	Skyler Gill-Howard (Sr.), DL	6
24.	J'Koby Williams (So.), RB	5
25.	Amier Boyd (Jr.), CB	5
26.	Johncarlos Miller (Sr.), TE	2
27.	Will Hammond (R-Fr.), QB	2
28.	Maurion Horn (Jr.), DB	1
29.	Braylon Rigsby (So.), OLB	1

BREAKDOWN BY CLASSIFICATION - STARTS LEADERS

29 different players have made starts in 2025; breakdown by class below	
Freshmen	2
Sophomores	4
Juniors	10
Seniors	13

CONSECUTIVE STARTS LEADERS

PLAYER, POS.	CONSECUTIVE STARTS*
Ben Roberts (Jr.), LB	38
Jacob Rodriguez (Sr.), LB	27
Caleb Douglas (Sr.), WR	26
Sheridan Wilson (Jr.), OL	26
Davion Carter (Sr.), OL	24
Brenden Jordan (Jr.), DB	14
Jacob Ponton (R-Fr.), OL	14
Reggie Virgil (Sr.), WR	13
Howard Sampson (Jr.), OL	13
Will Jados (Sr.), OL	13
Lee Hunter (Sr.), DL	13
Romello Height (Sr.), OLB	13
John Curry (So.), LB	13
Brice Pollock (Jr.), CB	13
Cole Wisniewski (Sr.), S	13
David Bailey (Sr.), OLB	11
A.J. Holmes Jr. (Jr.), DL	7
Coy Eakin (Jr.), WR	6
Terrance Carter Jr. (Jr.), TE	5
Behren Morton (Sr.), QB	5
Cameron Dickey (So.), RB	4
Amier Boyd (Jr.), CB	2

* consecutive starts at Texas Tech



CAREER STAT NOTABLES

CAREER GAMES PLAYED/STARTED

PLAYER	2020	2021	2022	2023	2024	2025	TOTAL
Roy Alexander, WR	-	*10/5	*11/11	*6/2	*14/13	3/0	44/31
David Bailey, OLB	-	-	*11/9	*10/5	*12/2	13/12	46/28
Dontae Balfour, CB	-	*2/0	*4/0	*11/11	*12/12	11/7	40/30
E'Maurion Banks, DL	-	1/0	2/0	9/1	7/6	12/0	31/7
Amier Boyd, CB	-	-	*4/0	*11/1	*9/4	12/5	36/10
Davion Carter, OL	-	-	*12/11	*12/12	13/12	13/13	50/48
Terrance Carter Jr., TE	-	-	*1/0	*12/2	*13/13	12/12	38/27
Cash Cleveland, OL	-	-	-	-	*6/4	6/0	12/4
Jayden Cofield, DL	-	-	-	3/0	13/2	13/0	29/2
John Curry, LB	-	-	-	5/0	13/0	13/13	30/13
Cameron Dickey, RB	-	-	-	-	12/0	13/9	25/9
Miquel Dingle Jr., LB	-	-	-	4/1	13/0	1/0	18/1
Caleb Douglas, WR	-	-	*8/2	*5/5	13/13	13/13	39/33
Coy Eakin, WR	-	-	4/0	10/7	13/12	13/11	40/30
Charles Esters III, OLB	-	0/0	1/0	12/3	9/9	11/0	33/12
Skyler Gill-Howard, DL	-	*4/0	*0/0	*13/0	*12/1	6/6	35/7
Tarrion Grant, CB	-	-	-	-	*11/3	5/0	16/3
Mitch Griffis, QB	*4/0	*4/0	*6/1	*9/9	*0/0	7/0	30/10
Will Hammond, QB	-	-	-	-	*4/1	8/2	12/3
Romello Height, OLB	*1/0	*9/0	*2/2	*12/0	*12/12	13/13	49/27
A.J. Holmes Jr., DL	-	-	*5/1	*12/3	*12/12	13/7	42/23
Maurion Horn, DB	-	-	-	10/0	13/13	7/1	30/14
Micah Hudson, WR	-	-	-	-	8/1	13/0	21/1

PLAYER	2020	2021	2022	2023	2024	2025	TOTAL
Lee Hunter, DL	-	*0/0	*13/0	*13/13	*12/10	13/13	51/36
Will Jados, OL	-	*0/0	*12/12	*14/14	*13/13	13/13	52/52
Brenden Jordan, DB	-	-	-	13/5	13/2	13/13	39/20
Chapman Lewis, DB	-	-	-	12/0	11/11	5/0	28/11
A.J. McCarty, DB	*3/0	*13/0	*13/2	1/0	13/11	13/0	56/13
JohnCarlos Miller II, TE	-	*4/0	*11/11	*10/10	13/0	13/2	51/23
Behren Morton, QB	-	2/0	9/4	10/8	12/12	11/11	44/35
Brice Pollock, CB	-	-	-	*11/3	*12/12	13/13	36/28
Jacob Ponton, OL	-	-	-	-	4/1	13/13	17/14
Bryce Ramirez, LB	0/0	7/0	2/1	11/2	7/0	13/0	40/3
Braylon Rigsby, DL	-	-	-	1/0	12/1	13/1	26/2
Ben Roberts, LB	-	-	2/0	13/12	13/13	13/13	41/38
Jacob Rodriguez, LB	-	*12/0	12/0	5/4	13/13	13/13	55/30
Howard Sampson, OL	-	-	*2/0	*2/0	*12/12	13/13	29/25
Vinny Sciury, OL	*1/0	*11/6	*14/14	*13/13	2/2	13/0	54/35
Macho Stevenson, DB	-	-	-	0/0	12/3	12/0	24/3
Terrell Tilmon, OLB	-	*14/0	*1/0	13/0	11/1	12/0	51/1
Reggie Virgil, WR	-	-	*11/1	*12/0	*13/11	13/13	49/25
Amier Washington, DL	-	-	-	2/0	12/3	11/0	25/3
J'Koby Williams, RB	-	-	-	-	10/1	13/5	23/6
Sheridan Wilson, OL	-	-	-	2/0	13/13	13/13	28/26
Cole Wisniewski, S	*10/2	*15/2	*8/1	*14/14	*0/0	13/13	60/32
Hunter Zambrano, OL	*0/0	*9/6	*8/7	*11/11	*2/2	3/0	33/26

RED RAIDER NEWCOMERS

TRANSFERS (21)				
2025				
NO	PLAYER	POS	GP/GS	LAST SCHOOL
0	Skyler Gill-Howard	DL	6/6	Northern Illinois
0	Quinten Joyner	RB	-/-	USC
1	Reggie Virgil	WR	13/13	Miami (OH)
2	Lee Hunter	DL	13/13	UCF
5	Cole Wisniewski	S	13/13	North Dakota State
7	Terrance Carter Jr.	TE	12/12	Louisiana
9	Romello Height	OLB	13/13	Georgia Tech
12	Mitch Griffis	QB	7/0	Wake Forest
14	Brice Pollock	CB	13/13	Mississippi State
18	Roy Alexander	WR	3/0	Incarinate Word
20	Dontae Balfour	CB	11/7	Charlotte
23	Tarrion Grant	CB	5/0	Purdue
27	Upton Bellenfant	K	7/0	Buffalo
27	Amier Boyd	CB	12/5	UTEP
31	David Bailey	OLB	13/12	Stanford
33	A.J. Holmes Jr.	DL	13/7	Houston
37	Ian Hershey	P/K	4/0	Arizona State
52	Cash Cleveland	OL	6/0	Colorado
57	Hunter Zambrano	OL	3/0	Illinois State
76	Will Jados	OL	13/13	Miami (OH)
79	Howard Sampson	OL	13/13	North Carolina

TRUE FRESHMEN (19)				
2025				
NO	PLAYER	POS	GP/GS	HOMETOWN (HS)
10	Lloyd Jones III	QB	1/0	Hitchcock, Texas (Hitchcock)
16	Holden Phillips	QB	1/0	Lubbock, Texas (Frenship)
17	Leyton Stone	WR	10/0	Lubbock, Texas (Frenship)
19	Quintaelyn Joyner	S	-/-	Austin, Texas (Bastrop)
21	Tristian Gentry	WR	7/0	Stephenville, Texas (Stephenville)
26	Deante Lindsay	CB	-/-	Ada, Okla. (Ada)
28	Braylan McDonald	S	2/0	Terrell, Texas (Lancaster)
35	Michael Henderson III	S	2/0	Dallas, Texas (Wylie East)
45	Brock Golwas	LB	13/0	Flower Mound, Texas (Marcus)
50	Patrick McMath	OL	4/0	Katy, Texas (Katy)
61	Connor Carty	OL	4/0	Prosper, Texas (Prosper)
68	Ren Brown	OL	-/-	Stanton, Neb. (Stanton)
73	Danilo Guberinich	OL	1/0	Ann Arbor, Mich. (Detroit Catholic Central)
75	Garin Maley	OL	1/0	La Vista, Neb. (Papillion-La Vista)
77	Elias Gillen	OL	1/0	Rapid City, S.D. (Stevens)
84	Michael Dever	WR	3/0	Lubbock, Texas (Lubbock Cooper)
85	Bryson Jones	WR	5/0	Frisco, Texas (Lone Star)
86	Sean Robinson	TE	1/0	Greenbrae, Calif. (Cibola Steele)
93	Dylan Singleton	DL	-/-	New Iberia, La. (Loreauville)

CAREER STAT NOTABLES

OFFENSE | RECEIVING

CAREER 100+ RECEIVING YARD GAMES		
Roy Alexander (6)		
Date	Rec. Yards	Opponent
Nov. 9, 2024	163*	Lamar
Oct. 30, 2021	162*	at Towson
Sept. 7, 2024	128*	at South Dakota State
Sept. 17, 2022	127*	at Fordham
Sept. 14, 2024	117*	at Southern Illinois
Sept. 4, 2021	113*	at North Dakota State
Terrance Carter Jr. (3)		
Date	Rec. Yards	Opponent
Oct. 19, 2024	149*	at Coastal Carolina
Oct. 12, 2024	107*	Appalachian State
Sept. 13, 2025	102	Oregon State

Caleb Douglas (6)		
Date	Rec. Yards	Opponent
Oct. 26, 2024	140	at TCU
Nov. 29, 2025	127	at West Virginia
Oct. 5, 2024	116	at Arizona
Dec. 27, 2024	115	vs. Arkansas
Oct. 4, 2025	114	at Houston
Nov. 23, 2024	102	at Oklahoma State

Coy Eakin (3)		
Date	Rec. Yards	Opponent
Sept. 13, 2025	123	Oregon State
Dec. 16, 2023	106	California
Oct. 14, 2023	102	Kansas State

Johncarlos Miller II (1)		
Date	Rec. Yards	Opponent
Nov. 4, 2023	101*	at Delaware

Reggie Virgil (3)		
Date	Rec. Yards	Opponent
Oct. 12, 2024	113*	at Eastern Michigan
Nov. 19, 2024	107*	Northern Illinois
Nov. 5, 2024	101*	at Ball State

* indicates mark set at a previous school

J'Koby Williams (1)		
Date	Rec. Yards	Opponent
Sept. 13, 2025	116	Oregon State

CAREER GAMES WITH MULTIPLE RECEIVING TDs						
Player	'21	'22	'23	'24	'25	Career
Douglas, Caleb	--	*0	*0	1	2	3
Eakin, Coy	--	0	0	2	1	3
Alexander, Roy	*0	*0	*1	*2	0	3
Virgil, Reggie	--	*0	*0	*1	1	2
Hudson, Micah	--	--	--	0	1	1
Carter Jr., Terrance	--	--	*0	*0	1	1

* indicates mark set at a previous school

OFFENSE | PASSING

CAREER 300+ YARD PASSING GAMES		
Behren Morton (9)		
Date	Pass Yards	Opponent
Sept. 13, 2025	464	Oregon State
Nov. 23, 2024	401	at Oklahoma State
Oct. 8, 2022	379	at Oklahoma State
Aug. 31, 2024	378	Abilene Christian
Nov. 30, 2024	359	West Virginia
Oct. 4, 2025	345	at Houston
Oct. 22, 2022	325	West Virginia
Sept. 7, 2024	323	at Washington State
Nov. 29, 2025	310	at West Virginia

Mitch Griffis (2)		
Date	Pass Yards	Opponent
Aug. 31, 2023	329*	Elon
Sept. 16, 2023	312*	at Old Dominion

GAMES WITH MULTIPLE PASSING TDs						
Player	'21	'22	'23	'24	'25	Career
Morton, Behren	-	2	6	9	6	23
Griffis, Mitch	*0	*1	*3	*0	0	4
Hammond, Will	-	-	-	0	2	2
Jones III, Lloyd	-	-	-	-	1	1

GAMES WITH THREE OR MORE PASSING TDs						
Player	'21	'22	'23	'24	'25	Career
Morton, Behren	-	-	2	4	4	10
Griffis, Mitch	*0	*1	*2	*0	0	3

GAMES WITH FOUR OR MORE PASSING TDs						
Player	'21	'22	'23	'24	'25	Career
Morton, Behren	-	-	0	3	2	5

OFFENSE | RUSHING

CAREER 100+ RUSHING YARD GAMES		
J'Koby Williams (3)		
Date	Rush Yards	Opponent
Nov. 1, 2025	135	at Kansas State
Dec. 27, 2024	123	vs. Arkansas
Oct. 4, 2025	109	at Houston

Cameron Dickey (2)		
Date	Rush Yards	Opponent
Oct. 11, 2025	263	Kansas
Nov. 8, 2025	121	BYU

Adam Hill (1)		
Date	Rush Yards	Opponent
Sept. 6, 2025	127	Kent State

CAREER GAMES WITH MULTIPLE RUSHING TDs						
Player	'21	'22	'23	'24	'25	Career
Dickey, Cameron	--	--	--	0	4	4
Hammond, Will	--	--	--	0	1	1
Williams, J'Koby	--	--	--	0	1	1
Joyner, Quinten	--	--	*0	*1	--	1
Reggie Virgil	--	0	0	0	1	1

* Indicates games played prior to arrival at Texas Tech

DEFENSE | TACKLES

CAREER 10+ TACKLE GAMES		
Ben Roberts (9)		
Date	Tackles	Opponent
Nov. 24, 2023	13	at Texas
Oct. 18, 2025	13	at Arizona State
Sept. 9, 2023	12	Oregon
Sept. 28, 2024	12	Cincinnati
Sept. 23, 2023	11	at West Virginia
Sept. 21, 2024	11	Arizona State
Oct. 14, 2023	11	Kansas State
Sept. 30, 2023	10	Houston
Oct. 21, 2023	10	at BYU

Jacob Rodriguez (14)		
Date	Tackles	Opponent
Nov. 9, 2024	17	Colorado
Nov. 8, 2025	14	BYU
Oct. 11, 2025	14	Kansas
Aug. 31, 2024	13	Abilene Christian
Oct. 5, 2024	13	at Arizona
Nov. 2, 2024	13	at Iowa State
Dec. 6, 2025	13	vs. BYU
Nov. 18, 2023	12	UCF
Oct. 19, 2024	12	Baylor
Nov. 23, 2024	12	at Oklahoma State
Oct. 18, 2025	12	at Arizona State
Sept. 28, 2024	11	Cincinnati
Sept. 20, 2025	11	at Utah
Oct. 25, 2025	10	Oklahoma State

Maurion Horn (2)		
Date	Tackles	Opponent
Aug. 31, 2024	11	Abilene Christian
Oct. 5, 2024	10	at Arizona

John Curry (1)		
Date	Tackles	Opponent
Dec. 6, 2025	10	vs. BYU

David Bailey (1)		
Date	Tackles	Opponent
Oct. 29, 2022	*10	at UCLA

Cole Wisniewski (5)		
Date	Tackles	Opponent
Dec. 16, 2023	*11	at Montana
Nov. 4, 2023	*11	at South Dakota State
Sept. 2, 2023	*11	vs. Eastern Washington
Nov. 8, 2025	10	BYU
April 24, 2021	*10	vs. Eastern Washington

* Indicates games played prior to arrival at Texas Tech



31 DAVID
BAILEY

OLB | Sr. | 4th Yr. (1st at Tech) | Irvine, Calif. | Mater Dei HS

Follow on Social Media

X: @bailey_david23 | IG: bailey.david

PARTICIPATION	2022*	2023*	2024*	2025	CAREER
GP/GS	11/9	10/5	12/2	13/12	45/28

* at Stanford

CAREER STATS

TACKLES	GP	UA	A	Total	TFL	Yds	PD	FF	FR	Blkd	QBH
2022 (STAN)	10	29	17	46	8.5	43	0	2	0	-	3
2023 (STAN)	10	22	12	34	6.0	29	0	0	0	-	2
2024 (STAN)	12	22	9	31	8.0	48	1	5	0	-	8
2025 (TTU)	13	27	16	43	17.5	129	1	3	1	0	12
Totals	45	100	54	154	40.0	249	2	10	1	-	25

SACKS	G	UA	A	Total	Yds
2022 (STAN)	11	2	1	2.5	14
2023 (STAN)	10	5	0	5.0	24
2024 (STAN)	12	7	0	7.0	47
2025 (TTU)	13	10	2	13.5	121
Totals	45	26	3	28	206

2025 GAME-BY-GAME STATS

Opponent	GS	UA	A	TOT	SACKS-YDS	TFL-YDS	FF	FR	INT	QBH
Ark-Pine Bluff	*	0	2	2	0.5-3	0.5-3	0	0	0	0
Kent State		1	0	1	1.0-7	1.0-7	0	0	0	1
Oregon State	*	1	1	2	1.0-15	1.0-15	0	0	0	4
at Utah	*	3	0	3	1.0-10	1.0-10	0	0	0	0
at Houston	*	3	1	4	2.0-17	3.0-21	1	0	0	3
Kansas	*	3	3	6	3.0-36	3.0-36	1	1	0	1
at Arizona State	*	3	2	5	2.0-12	3.0-13	0	0	0	0
Oklahoma State	*	1	2	3	0.0-0	0.5-1	0	0	0	1
at Kansas State	*	1	0	1	1.0-7	1.0-7	0	0	0	0
BYU	*	3	1	4	0.0-0	1.0-1	0	0	0	1
UCF	*	2	1	3	1.0-7	1.0-7	0	0	0	0
at West Virginia	*	4	0	4	0.0-0	0.0-0	0	0	0	0
vs. BYU	*	2	3	5	1.0-7	1.5-8	1	0	0	1
Totals		27	16	43	13.5-121	17.5-129	3	1	0	12

2024 GAME-BY-GAME STATS (@ STANFORD)

Opponent	GS	UA	A	TOT	SACKS-YDS	TFL-YDS	FF	FR	INT	QBH
TCU	*	2	0	2	0.0-0	0.0-0	1	0	0	0
Cal Poly	*	0	2	2	0.0-0	1.0-1	0	0	0	0
at Syracuse		4	0	4	2.0-17	2.0-17	1	0	0	0
at Clemson		0	0	0	0.0-0	0.0-0	0	0	0	1
Virginia Tech		0	0	0	0.0-0	0.0-0	0	0	0	0
at Notre Dame		3	0	3	1.0-5	1.0-5	0	0	0	0
SMU		3	3	6	1.0-6	1.0-6	0	0	0	1
Wake Forest		1	1	2	0.0-0	0.0-0	0	0	0	0
at NC State		4	1	5	2.0-9	2.0-9	2	0	0	1
Louisville		4	2	6	0.0-0	0.0-0	0	0	0	3
at California		0	0	0	0.0-0	0.0-0	0	0	0	0
at San Jose St.		1	0	1	1.0-10	1.0-10	1	0	0	2
Totals		22	9	31	7.0-47	8.0-48	5	0	0	8

2023 GAME-BY-GAME STATS (@ STANFORD)

Opponent	GS	UA	A	TOT	SACKS-YDS	TFL-YDS	FF	FR	INT	QBH
at Hawai'i	*	6	0	6	3.0-20	4.0-25	0	0	0	1
at USC	*	3	0	3	0.0-0	0.0-0	0	0	0	0
Sacramento State		1	1	2	0.0-0	0.0-0	0	0	0	0
Arizona	*	2	3	5	1.0-1	1.0-1	0	0	0	1
Oregon		2	1	3	0.0-0	0.0-0	0	0	0	0
at Colorado	*	1	1	2	0.0-0	0.0-0	0	0	0	0
UCLA		1	2	3	1.0-3	1.0-3	0	0	0	0
Washington		DNP								
at Washington St.		DNP								
at Oregon State		1	0	1	0.0-0	0.0-0	0	0	0	0
California		4	1	5	0.0-0	0.0-0	0	0	0	0
Notre Dame	*	1	3	4	0.0-0	0.0-0	0	0	0	0
Totals		22	12	34	5.0-24	6.0-29	0	0	0	2

2022 GAME-BY-GAME STATS (@ STANFORD)

Opponent	GS	UA	A	TOT	SACKS-YDS	TFL-YDS	FF	FR	INT	QBH
Colgate	*	0	2	2	0.0-0	0.0-0	0	0	0	0
USC	*	4	5	9	1.5-6	1.5-6	0	0	0	0
at Washington	*	1	0	1	0.0-0	0.0-0	0	0	0	0
at Oregon	*	6	0	6	0.0-0	1.0-1	0	0	0	0
Oregon State	*	3	1	4	0.0-0	2.0-5	0	0	0	1
at Notre Dame		DNP								
Arizona State		DNP								
at UCLA	*	8	2	10	1.0-8	2.0-11	1	0	0	0
Washington St.	*	5	4	9	0.0-0	2.0-20	1	0	0	1
at Utah	*	1	1	2	0.0-0	0.0-0	0	0	0	0
at California		1	0	1	0.0-0	0.0-0	0	0	0	1
BYU		0	2	2	0.0-0	0.0-0	0	0	0	0
Totals		29	17	43	2.5-14	8.5-43	2	0	0	3

20 DONTAE
BALFOUR

CB | Sr. | 5th Yr. (1st at Tech) | Starke, Fla. | Bradford HS

Follow on Social Media

X: @BalfourDontae | IG: donnieuono

PARTICIPATION	2021*	2022*	2023*	2024*	2025	CAREER
GP/GS	2/0	4/0	11/11	12/12	12/7	41/30

* at North Carolina | * at Charlotte

CAREER STATS

TACKLES	GP	UA	A	Total	TFL	Yds	PD	FF	FR	INT	QBH
2021 (UNC)	2	0	0	0	0.0	0	0	0	0	0	0
2022 (UNC)	4	5	1	6	0.0	0	0	0	0	0	0
2023 (CHAR)	11	34	20	54	1.0	7	11	2	1	1	0
2024 (CHAR)	12	36	13	49	2.5	5	11	0	0	2	0
2025 (TTU)	12	14	9	23	0.5	2	5	0	0	0	0
Totals	40	89	43	132	4.0	14	27	2	1	3	0

INTERCEPTIONS	GP	No	Yds	TD	LG
2021 (UNC)	2	0	0	0	0
2022 (UNC)	4	0	0	0	0
2023 (CHAR)	11	1	0	0	0
2024 (CHAR)	12	2	1	0	1
2025 (TTU)	12	0	0	0	0
Totals	40	3	1	0	1

2025 GAME-BY-GAME STATS

Opponent	GS	UA	A	TOT	TFL-YDS	INT-YDS	FF	FR	PBU
Ark.-Pine Bluff		DNP-injured							
Kent State		1	1	2	0.0-0	0-0	0	0	0
Oregon State	*	2	1	3	0.5-2	0-0	0	0	1
at Utah	*	3	2	5	0.0-0	0-0	0	0	1
at Houston	*	1	1	2	0.0-0	0-0	0	0	1
Kansas	*	1	1	2	0.0-0	0-0	0	0	0
at Arizona State	*	3	0	3	0.0-0	0-0	0	0	0
Oklahoma State	*	1	1	2	0.0-0	0-0	0	0	1
at Kansas State		0	0	0	0.0-0	0-0	0	0	0
BYU		0	0	0	0.0-0	0-0	0	0	1
UCF	*	0	1	1	0.0-0	0-0	0	0	0
at West Virginia	*	2	1	3	0.0-0	0-0	0	0	0
vs. BYU		0	0	0	0.0-0	0-0	0	0	0
Totals		14	9	23	0.5-2	0-0	0	0	5

2024 GAME-BY-GAME STATS (@ CHARLOTTE)

Opponent	GS	UA	A	TOT	TFL-YDS	INT-YDS	FF	FR	PBU
James Madison	*	1	3	4	0.5-2	1-0	0	0	1
at North Carolina	*	1	0	1	0.0-0	0-0	0	0	0
Gardner-Webb	*	4	0	4	0.0-0	0-0	0	0	0
at Indiana	*	4	1	5	0.0-0	0-0	0	0	1
at Rice	*	6	1	7	1.5-2	0-0	0	0	3
East Carolina	*	2	0	2	0.0-0	0-0	0	0	0
at Navy	*	1	1	2	0.5-1	0-0	0	0	0
at Memphis	*	2	1	3	0.0-0	1-1	0	0	2
Tulane	*	2	2	4	0.0-0	0-0	0	0	0
South Florida	*	3	1	4	0.0-0	0-0	0	0	0
at Florida Atl.	*	2	2	4	0.0-0	0-0	0	0	2
UAB	*	8	1	9	0.0-0	0-0	0	0	2
Totals		36	13	49	2.5-5	2-1	0	0	11

2023 GAME-BY-GAME STATS (@ CHARLOTTE)

Opponent	GS	UA	A	TOT	TFL-YDS	INT-YDS	FF	FR	PBU
South Carolina St.	*	2	1	3	0.0-0	0-0	0	0	0
at Maryland	*	1	3	4	0.0-0	0-0	0	0	0
Georgia State	*	6	1	7	0.0-0	0-0	0	0	1
at Florida	*	6	2	8	0.0-0	0-0	1	0	0
at SMU	*	3	0	3	0.0-0	0-0	0	0	2
Navy	*	3	3	6	0.0-0	0-0	0	0	0
at East Carolina	*	1	0	1	0.0-0	0-0	0	0	0
Florida Atl.		DNP							
at Tulsa	*	1	2	3	0.0-0	1-0	0	0	3
Memphis	*	4	5	9	1.0-7	0-0	1	0	4
Rice	*	2	1	3	0.0-0	0-0	0	0	0
at South Florida	*	5	2	7	0.0-0	0-0	0	0	1
Totals		34	20	54	1.0-7	1-0	2	0	11

27 AMIER
BOYD

CB | Jr. | 4th Yr. (1st at Tech) | Phoenix, Ariz. | Mountain Pointe HS

Follow on Social Media

X: @boyd_amier | IG: amierbxyd

PARTICIPATION	2022*	2023*	2024*	2025	CAREER
GP/GS	4/0	11/1	9/4	12/5	36/10

* at UTEP

CAREER STATS

TACKLES	GP	UA	A	Total	TFL	Yds	PD	FF	FR	INT
2022 (UTEP)	4	6	2	8	0.0	0	0	0	0	0
2023 (UTEP)	11	10	1	11	1.0	1	3	0	0	0
2024 (UTEP)	9	12	4	16	1.0	4	3	1	1	2
2025 (TTU)	12	19	1	20	1.0	3	6	0	0	2
TOTALS	36	47	8	55	3.0	8	12	1	1	4

INTERCEPTIONS	GP	No	Yds	TD	LG
2022 (UTEP)	4	0	0	0	0
2023 (UTEP)	11	0	0	0	0
2024 (UTEP)	9	2	11	0	14
2025 (TTU)	12	2	74	0	67
Totals	36	4	85	0	67

2025 GAME-BY-GAME STATS

Opponent	GS	UA	A	TOT	TFL-YDS	INT-YDS	FF	FR	PBU
Ark.-Pine Bluff	3	0	3		0.0-0	1-7	0	0	0
Kent State	*	1	0	1	0.0-0	0-0	0	0	0
Oregon State				DNP					
at Utah	1	0	1		0.0-0	0-0	0	0	0
at Houston	2	0	2		0.0-0	0-0	0	0	0
Kansas	2	0	2		0.0-0	0-0	0	0	1
at Arizona State	4	0	4		0.0-0	0-0	0	0	1
Oklahoma State	1	0	1		0.0-0	0-0	0	0	0
at Kansas State	*	2	0	2	1.0-3	0-0	0	0	1
BYU	*	1	0	1	0.0-0	0-0	0	0	2
UCF	1	0	1		0.0-0	0-0	0	0	0
at West Virginia	*	1	0	1	0.0-0	1-67	0	0	0
vs. BYU	*	0	1	1	0.0-0	0-0	0	0	1
Totals	19	1	20		1.0-3	2-74	0	0	6

2024 GAME-BY-GAME STATS (@ UTEP)

Opponent	GS	UA	A	TOT	TFL-YDS	INT-YDS	FF	FR	PBU
at Nebraska				DNP					
Southern Utah	0	0	0		0.0-0	0-0	0	0	0
at Liberty	0	0	0		0.0-0	0-0	0	0	0
at Colorado State	1	1	2		0.0-0	0-0	0	0	0
Sam Houston	*	2	1	3	0.0-0	0-0	0	0	0
at Western Ky.	1	0	1		0.0-0	0-0	0	0	0
FIU	*	1	1	2	0.0-0	1--3	0	0	0
at La. Tech	*	1	0	1	0.0-0	0-0	0	0	1
Middle Tenn.	*	4	1	5	0.0-0	0-0	1	1	1
Kennesaw St.	2	0	2		1.0-4	1-14	0	0	1
at Tennessee				DNP					
at New Mexico St.				DNP					
Totals	12	4	16		1.0-4	2-11	1	1	3

7 TERRANCE
CARTER JR.

TE | Jr. | 4th Yr. (1st at Tech) | Killeen, Texas | Harker Heights HS

Follow on Social Media

X: @carterdagoat2 | IG: carterdagoat2

PARTICIPATION	2022*	2023*	2024*	2025	CAREER
GP/GS	1/0	12/2	13/13	12/11	38/26

* at Louisiana

CAREER STATS

RECEIVING	G	Rec	Yds	TD	Lg	Rec/G	Avg/C	Avg/G
2022 (ULL)	1	0	0	0	0	0.0	0.0	0.0
2023 (ULL)	12	28	255	3	35	2.3	9.1	21.3
2024 (ULL)	13	48	689	4	74	3.7	14.4	53.0
2025 (TTU)	12	46	552	5	50	3.8	12.0	46.0
Totals	38	122	1,496	12	74	3.2	12.3	39.4

ALL PURPOSE	G	Rush	Rec	PR	KR	IR	Total	Avg/G
2022 (ULL)	1	0	0	0	0	0	0	0.0
2023 (ULL)	12	0	255	0	25	0	280	23.3
2024 (ULL)	13	0	689	0	0	0	689	53.0
2025 (TTU)	12	24	552	0	0	0	576	48.0
Totals	38	24	1,496	0	25	0	1,545	40.7

2025 GAME-BY-GAME

Opponent	GS	Rec	Yds	TD	Avg	LG	Rush	Yds	TD
Arkansas-Pine Bluff	*	3	42	2	14.0	21	0	0	0
Kent State	*	1	50	0	50.0	50	0	0	0
Oregon State	*	6	102	1	17.0	24	0	0	0
at Utah	*	7	49	1	7.0	24	0	0	0
at Houston	*	3	26	0	8.6	9	0	0	0
Kansas	3	28	1	9.2	21	0	0	0	0
at Arizona State	*	0	0	0	0.0	0	0	0	0
Oklahoma State					DNP-injured				
at Kansas State	*	4	81	0	20.3	38	0	0	0
BYU	*	4	41	0	10.3	18	0	0	0
UCF	*	2	13	0	6.5	8	1	12	0
at West Virginia	*	10	98	0	9.8	27	0	0	0
vs. BYU	*	3	22	0	7.3	13	1	12	0
Totals		46	552	5	12.0	50	2	24	0

2024 GAME-BY-GAME (@ LOUISIANA)

Opponent	GS	Rec	Yds	TD	Avg	LG	Rush	Yds	TD
Grambling	*	3	35	1	11.7	15	0	0	0
at Kennesaw St.	*	3	17	0	5.7	7	0	0	0
Tulane	*	4	79	1	19.8	36	0	0	0
at Wake Forest	*	1	14	0	14.0	14	0	0	0
at Southern Miss.	*	7	64	0	9.1	21	0	0	0
Appalachian State	*	4	107	1	26.8	74	0	0	0
at Coastal Carolina	*	7	149	1	21.2	59	0	0	0
at Texas State	*	4	46	0	11.5	14	0	0	0
Arkansas State	*	3	47	0	15.7	25	0	0	0
South Alabama	*	5	41	0	8.2	17	0	0	0
Troy	*	5	63	0	12.6	27	0	0	0
at UL Monroe	*	2	27	0	13.5	20	0	0	0
Marshall	*	0	0	0	0.0	0	0	0	0
vs. TCU					DNP				
Totals		48	689	4	14.4	74	0	0	0

2023 GAME-BY-GAME (@ LOUISIANA)

Opponent	GS	Rec	Yds	TD	Avg	LG	Rush	Yds	TD
Northwestern State	2	42	0	21.0	35	0	0	0	0
at Old Dominion	0	0	0	0.0	0	0	0	0	0
at UAB	2	22	1	11.0	11	0	0	0	0
Buffalo	1	16	0	16.0	16	0	0	0	0
at Minnesota	1	5	0	5.0	5	0	0	0	0
Texas State					DNP				
Georgia State	*	4	20	1	5.0	8	0	0	0
at South Alabama	3	36	0	12.0	18	0	0	0	0
at Arkansas State	*	5	17	0	3.4	7	0	0	0
Southern Miss.	3	26	0	8.7	15	0	0	0	0
at Troy	1	4	1	4.0	4	0	0	0	0
UL Monroe	3	37	0	12.3	18	0	0	0	0
vs. Jacksonville State	3	30	0	10.0	20	0	0	0	0
Totals	28	255	3	9.1	35	0	0	0	0



8 CAMERON
DICKEY

RB | So. | 2nd Yr. | Austin, Texas | Crockett HS

Follow on Social Media

X: @CameronDickey5 | IG: cam.dickey1

PARTICIPATION	2024	2025	CAREER
GP/GS	12/0	13/9	25/9

CAREER STATS

RUSHING	G	Att	Yds	TD	Lg	Avg/C	Avg/G
2024	12	41	225	1	37	5.5	18.8
2025	13	198	1,095	14	71	5.5	84.2
Totals	25	239	1,320	15	71	5.5	52.8

2025 GAME-BY-GAME

Opponent	GS	Rush	Yds	TD	Lg	Rec	Yds	TD	LG
Ark-Pine Bluff	*	13	90	1	20	0	0	0	0
Kent State		8	10	2	4	2	10	0	7
Oregon State		16	65	1	16	1	7	0	7
at Utah		13	67	2	24	3	20	0	12
at Houston	*	20	96	0	21	1	69	1	69
Kansas	*	21	263	2	71	3	16	0	9
at Arizona State	*	9	40	0	20	2	4	0	6
Oklahoma State	*	13	47	1	15	1	7	0	7
at Kansas State		21	68	1	16	1	4	0	4
BYU	*	23	121	1	33	1	24	0	24
UCF	*	11	77	2	26	2	18	0	12
at West Virginia	*	12	79	0	26	3	17	1	10
vs. BYU	*	18	72	1	11	4	20	0	7
Totals		198	1,095	14	71	24	216	2	69

2024 GAME-BY-GAME

Opponent	GS	Rush	Yds	TD	Lg	Rec	Yds	TD	LG
Abilene Christian		1	5	0	5	0	0	0	0
at Washington State		7	25	0	12	5	34	1	12
North Texas		10	75	1	37	2	8	0	6
Arizona State		3	24	0	16	0	0	0	0
Cincinnati		0	0	0	0	0	0	0	0
at Arizona		1	1	0	1	0	0	0	0
Baylor		4	21	0	10	1	0	0	0
at TCU		0	0	0	0	0	0	0	0
at Iowa State		0	0	0	0	0	0	0	0
Colorado		0	0	0	0	0	0	0	0
at Oklahoma State		0	0	0	0	0	0	0	0
West Virginia		DNP							
vs. Arkansas		15	74	0	15	1	5	0	5
Totals		41	225	1	37	9	0	1	0

5 CALEB
DOUGLAS

WR | Sr. | 4th Yr. (2nd at Tech) | Missouri City, Texas | Hightower HS

Follow on Social Media

X: @Caedeezy | IG: cddouglas_

PARTICIPATION	2022*	2023*	2024	2025	CAREER
GP/GS	8/2	5/5	13/13	13/13	39/33

* at Florida

CAREER STATS

RECEIVING	G	Rec	Yds	TD	Lg	Rec/G	Avg/C	Avg/G
2022 (UF)	8	10	175	2	62	1.3	17.5	21.9
2023 (UF)	5	11	133	1	34	2.2	12.1	26.6
2024 (TTU)	13	60	877	6	57	4.6	14.6	67.5
2025 (TTU)	13	54	846	7	61	4.2	15.7	65.1
Totals	39	135	2,031	16	62	3.5	15.0	52.1

2025 GAME-BY-GAME

Opponent	GS	Rec	Yds	TD	Avg	Lg	Rush	Yds	TD
Arkansas-Pine Bluff	*	3	44	0	14.7	19	0	0	0
Kent State	*	2	37	0	18.5	29	0	0	0
Oregon State	*	2	77	1	38.5	61	0	0	0
at Utah	*	4	68	0	17.0	33	0	0	0
at Houston	*	7	114	0	16.3	33	0	0	0
Kansas	*	6	55	0	9.1	26	0	0	0
at Arizona State	*	4	19	0	4.7	7	0	0	0
Oklahoma State	*	5	98	1	19.6	42	0	0	0
at Kansas State	*	8	82	2	10.3	26	0	0	0
BYU	*	2	12	1	6.0	9	0	0	0
UCF	*	5	90	0	18.0	32	0	0	0
at West Virginia	*	5	127	2	25.4	50	0	0	0
vs. BYU	*	1	23	0	23.0	23	0	0	0
Totals		54	846	7	15.7	61	0	0	0

2024 GAME-BY-GAME

Opponent	GS	Rec	Yds	TD	Avg	Lg	Rush	Yds	TD
Abilene Christian	*	4	42	1	10.5	14	0	0	0
at Washington St.	*	4	71	0	17.8	42	0	0	0
North Texas	*	2	24	0	12.0	17	0	0	0
Arizona State	*	5	63	0	12.6	21	0	0	0
Cincinnati	*	1	4	0	4.0	4	0	0	0
at Arizona	*	5	116	0	23.2	57	0	0	0
Baylor	*	9	99	3	11.0	20	0	0	0
at TCU	*	9	140	0	15.6	44	0	0	0
at Iowa State	*	5	35	0	7.0	14	0	0	0
Colorado	*	3	16	0	5.3	9	0	0	0
at Oklahoma St.	*	5	102	1	20.4	34	0	0	0
West Virginia	*	3	50	1	16.7	31	0	0	0
vs. Arkansas	*	5	115	0	23.0	47	0	0	0
Totals		60	877	6	14.6	57	0	0	0

2023 GAME-BY-GAME (@ FLORIDA)

Opponent	GS	Rec	Yds	TD	Avg	Lg	Rush	Yds	TD
at Utah	*	4	42	1	0.0	19	0	0	0
McNeese	*	0	0	0	0.0	0	0	0	0
Tennessee	*	2	20	0	0.0	12	0	0	0
Charlotte	*	4	37	0	0.0	21	0	0	0
at Kentucky	*	1	34	0	0.0	34	0	0	0
Vanderbilt		DNP							
at South Carolina		DNP							
vs. Georgia		DNP							
Arkansas		DNP							
at LSU		DNP							
at Missouri		DNP							
Florida State		DNP							
Totals		11	133	1	0.0	34	0	0	0

2022 GAME-BY-GAME (@ FLORIDA)

Opponent	GS	Rec	Yds	TD	Avg	Lg	Rush	Yds	TD
Utah		DNP							
Kentucky		DNP							
South Florida		DNP							
at Tennessee		DNP							
Eastern Washington		1	62	1	0.0	62	0	0	0
Missouri		DNP							
LSU		0	0	0	0.0	0	0	0	0
vs. Georgia		0	0	0	0.0	0	0	0	0
at Texas A&M		3	25	1	0.0	12	0	0	0
South Carolina	*	3	53	0	0.0	27	0	0	0
at Vanderbilt		1	10	0	0.0	10	0	0	0
at Florida State	*	0	0	0	0.0	0	0	0	0
vs. Oregon State		2	25	0	0.0	15	0	0	0
Totals		10	175	2	0.0	62	0	0	0

3 COY
EAKIN

WR | Jr. | 4th Yr. | Stephenville, Texas | Stephenville HS

Follow on Social Media

X: @CoyEakin | IG: coy_eakin

PARTICIPATION	2022	2023	2024	2025	CAREER
GP/GS	4/0	10/7	13/12	13/11	40/30

CAREER STATS

RECEIVING	G	Rec	Yds	TD	Lg	Rec/G	Avg/C	Avg/G
2022	4	0	0	0	0	0.0	0.0	0.0
2023	10	36	416	2	43	3.6	11.6	41.6
2024	13	49	652	7	70	3.8	13.3	50.2
2025	13	47	626	6	42	3.6	13.3	48.2
Totals	40	132	1,694	15	70	3.3	12.8	42.4

2025 GAME-BY-GAME

Opponent	GS	Rec	Yds	TD	Avg	LG	Rush	Yds	TD
Arkansas-Pine Bluff		3	47	1	15.7	41	0	0	0
Kent State	*	3	59	1	19.6	42	0	0	0
Oregon State	*	5	123	1	24.6	38	0	0	0
at Utah	*	3	31	0	10.3	19	0	0	0
at Houston	*	10	81	0	8.1	23	0	0	0
Kansas	*	0	0	0	0.0	0	0	0	0
at Arizona State		5	66	1	13.2	30	0	0	0
Oklahoma State	*	5	48	0	9.6	26	0	0	0
at Kansas State	*	1	5	0	5.0	5	0	0	0
BYU	*	4	52	0	13.0	37	0	0	0
UCF	*	2	20	0	10.0	18	0	0	0
at West Virginia	*	3	28	0	9.3	14	0	0	0
vs. BYU	*	3	66	2	22.0	33	0	0	0
Totals		47	626	6	13.3	42	0	0	0

2024 GAME-BY-GAME

Opponent	GS	Rec	Yds	TD	Avg	LG	Rush	Yds	TD
Abilene Christian	*	5	76	2	15.2	35	0	0	0
at Washington St.	*	5	54	0	10.8	19	0	0	0
North Texas	*	1	70	1	70.0	70	0	0	0
Arizona State	*	3	29	0	9.7	16	0	0	0
Cincinnati	*	3	78	2	26.0	49	0	0	0
at Arizona	*	2	12	0	6.0	6	0	0	0
Baylor	*	3	20	0	6.6	11	0	0	0
at TCU		4	56	1	14.0	29	0	0	0
at Iowa State	*	2	32	0	16.0	25	0	0	0
Colorado	*	4	40	0	10.0	27	0	0	0
at Oklahoma St.	*	7	90	0	12.8	21	0	0	0
West Virginia	*	6	48	0	8.0	17	0	0	0
vs. Arkansas	*	4	47	1	11.8	18	0	0	0
Totals		49	652	7	13.3	70	0	0	0

2023 GAME-BY-GAME

Opponent	GS	Rec	Yds	TD	Avg	LG	Rush	Yds	TD
at Wyoming	DNP-injured								
Oregon	DNP-injured								
Tarleton State	DNP-injured								
at West Virginia		1	9	0	9.0	9	0	0	0
Houston	*	0	0	0	0	0	0	0	0
at Baylor	*	2	20	1	10.0	13	0	0	0
Kansas State	*	5	102	0	20.4	43	0	0	0
at BYU	*	2	4	0	2.0	3	1	-1	0
TCU		8	78	0	9.8	30	0	0	0
at Kansas	*	3	29	0	9.7	11	0	0	0
UCF	*	4	41	0	10.3	22	0	0	0
at Texas		4	27	0	6.8	13	0	0	0
vs. California	*	7	106	1	15.1	27	0	0	0
Totals		36	416	2	11.6	43	1	-1	0

2022 GAME-BY-GAME

Opponent	GS	Rec	Yds	TD	Avg	LG	Rush	Yds	TD
Murray State	DNP								
Houston	DNP								
at NC State	DNP								
Texas	DNP								
at Kansas State	DNP								
at Oklahoma State	DNP								
West Virginia		0	0	0	0	0	0	0	0
Baylor	DNP								
at TCU	DNP								
Kansas		0	0	0	0	0	0	0	0
at Iowa State		0	0	0	0	0	0	0	0
Oklahoma	DNP								
vs. Ole Miss		0	0	0	0	0	0	0	0
Totals		0	0	0	0	0	0	0	0

11 CHARLES
ESTERS III

OLB | Sr. | 5th Yr. | Cedar Hill, Texas | Cedar Hill HS

Follow on Social Media

X: @CharlesEsters_3 | IG: charlesesters3

PARTICIPATION	2021	2022	2023	2024	2025	CAREER
GP/GS	0/0	1/0	12/3	9/9	11/0	33/12

CAREER STATS

TACKLES	GP	UA	A	Total	TFL	Yds	PD	FF	FR	Blkd	QBH
2022	1	1	0	1	0.0	0	0	0	0	0	0
2023	12	7	19	26	4.5	22	1	1	0	0	2
2024	9	5	13	18	2.0	7	1	0	1	0	3
2025	11	3	7	10	3.0	4	2	0	1	0	3
Totals	33	16	39	55	9.5	33	4	1	2	0	8

SACKS

G	UA	A	Total	Yds
2022	1	0	0	0.0
2023	12	2	2	3.0
2024	9	0	1	0.5
2025	11	0	0	0.0
Totals	33	2	3	3.5

2025 GAME-BY-GAME STATS

Opponent	GS	UA	A	TOT	SACKS-YDS	TFL-YDS	FF	FR	INT	QBH
Ark-Pine Bluff		1	1	2	0.0-0	1.0-2	0	0	0	0
Kent State	DNP-injured									
Oregon State	DNP-injured									
at Utah		0	0	0	0.0-0	0.0-0	0	0	0	0
at Houston		0	0	0	0.0-0	0.0-0	0	0	0	0
Kansas		0	2	2	0.0-0	0.5-1	0	0	0	0
at Arizona State		0	0	0	0.0-0	0.0-0	0	0	0	0
Oklahoma State		0	1	1	0.0-0	0.0-0	0	1	0	0
at Kansas State		1	0	1	0.0-0	0.0-0	0	0	0	0
BYU		0	0	0	0.0-0	0.0-0	0	0	0	2
UCF		0	1	1	0.0-0	0.0-0	0	0	0	1
at West Virginia		1	2	3	0.0-0	1.5-1	0	0	0	0
vs. BYU		0	0	0	0.0-0	0.0-0	0	0	0	0
Totals		3	7	10	0.0-0	3.0-4	0	1	0	3

2024 GAME-BY-GAME STATS

Opponent	GS	UA	A	TOT	SACKS-YDS	TFL-YDS	FF	FR	INT	QBH
Abilene Christian	DNP-injured									
at Washington St.	DNP-injured									
North Texas	DNP-injured									
Arizona State	DNP-injured									
Cincinnati	*	0	0	0	0.0-0	0.0-0	0	0	0	0
at Arizona	*	0	3	3	0.0-0	0.0-0	0	0	0	0
Baylor	*	0	1	1	0.0-0	0.0-0	0	0	0	0
at TCU	*	1	2	3	0.5-3	0.5-3	0	0	0	0
at Iowa State	*	2	2	4	0.0-0	1.5-4	0	0	0	0
Colorado		2	3	5	0.0-0	0.0-0	0	0	0	2
at Oklahoma St.		0	1	1	0.0-0	0.0-0	0	0	0	0
West Virginia	*	0	1	1	0.0-0	0.0-0	0	0	0	1
vs. Arkansas	*	0	0	0	0.0-0	0.0-0	0	1	0	0
Totals		5	13	18	0.5-3	2.0-7	0	1	0	3

2023 GAME-BY-GAME STATS

Opponent	GS	UA	A	TOT	SACKS-YDS	TFL-YDS	FF	FR	INT	QBH
at Wyoming		0	0	0	0.0-0	0.0-0	0	0	0	0
Oregon		2	5	7	0.0-0	0.0-0	0	0	0	0
Tarleton State		0	0	0	0.0-0	0.0-0	0	0	0	0
at West Virginia		0	0	0	0.0-0	0.0-0	0	0	0	0
Houston		1	1	2	0.0-0	0.0-0	0	0	0	0
at Baylor		1	3	4	2.0-17	2.0-17	1	0	0	0
Kansas State	*	1	1	2	0.0-0	0.0-0	0	0	0	0
at BYU	DNP-injured									
TCU		0	1	1	0.0-0	0.0-0	0	0	0	0
at Kansas	*	0	1	1	0.0-0	0.0-0	0	0	0	1
UCF		0	1	1	0.0-0	0.0-0	0	0	0	0
at Texas		1	3	4	1.0-4	1.0-4	0	0	0	1
vs. California	*	1	3	4	0.0-0	1.5-1	0	0	0	0
Totals		7	19	26	3.0-21	4.5-22	1	0	0	2



9 ROMELLO
HEIGHT

OLB | Sr. | 6th Yr. (1st at Tech) | Dublin, Georgia | Dublin HS

Follow on Social Media

X: @height_romello | IG: melloheight

PARTICIPATION	2020*	2021*	2022*	2023*	2024*	2025	CAREER
GP/GS	1/0	9/0	2/2	12/0	12/12	13/13	49/27

* at Auburn | * USC | * Georgia Tech

CAREER STATS

TACKLES	GP	UA	A	Total	TFL	Yds	PD	FF	FR	Blkd	QBH
2020 (UA)	1	0	0	0	0.0	0	0	0	0	0	0
2021 (UA)	9	6	13	19	3.0	9	0	0	0	0	4
2022 (USC)	2	0	0	0	0.0	0	0	0	0	0	0
2023 (USC)	12	11	9	20	6.0	35	0	0	1	0	1
2024 (GT)	12	18	16	34	6.5	26	0	2	0	0	4
2025 (TTU)	13	18	15	33	10.5	62	1	2	1	0	13
Totals	49	53	53	106	26.0	132	1	4	2	0	22

SACKS	G	UA	A	Total	Yds
2020 (UA)	1	0	0	0.0	0
2021 (UA)	9	0	0	0.0	0
2022 (USC)	2	0	0	0.0	0
2023 (USC)	12	4	0	4.0	31
2024 (GT)	12	2	1	2.5	16
2025 (TTU)	13	6	5	8.5	59
Totals	49	12	6	15.0	106

2025 GAME-BY-GAME STATS

Opponent	GS	UA	A	TOT	SACKS-YDS	TFL-YDS	FF	FR	INT	QBH
Ark-Pine Bluff	*	0	1	1	0.5-3	0.5-3	0	0	0	2
Kent State	*	2	0	2	1.0-6	1.0-6	0	0	0	2
Oregon State	*	3	1	4	1.0-8	1.0-8	0	0	0	2
at Utah	*	1	0	1	0.0-0	0.0-0	0	0	0	0
at Houston	*	1	0	1	0.0-0	0.0-0	0	0	0	1
Kansas	*	2	4	6	2.0-18	2.0-18	0	0	0	0
at Arizona State	*	1	3	4	0.5-4	0.5-4	1	0	0	0
Oklahoma State	*	1	0	1	0.0-0	0.0-0	0	0	0	2
at Kansas State	*	2	0	2	1.0-3	1.0-3	1	0	0	1
BYU	*	2	2	4	0.0-0	1.0-1	0	0	0	1
UCF	*	1	3	4	1.0-4	1.0-4	0	0	0	0
at West Virginia	*	1	1	2	2.0-14	2.0-14	0	0	0	0
vs. BYU	*	0	1	1	0.0-0	0.5-1	0	1	0	2
Totals		18	15	33	9.0-60	10.5-62	2	2	0	13

2024 GAME-BY-GAME STATS (@ GEORGIA TECH)

Opponent	GS	UA	A	TOT	SACKS-YDS	TFL-YDS	FF	FR	INT	QBH
vs. Florida State	*	2	1	3	0.0-0	1.0-3	0	0	0	0
Georgia State	*	1	3	4	0.0-0	0.5-1	0	0	0	0
at Syracuse	*	2	2	4	0.0-0	0.0-0	0	0	0	1
VMI	*	0	4	4	0.0-0	0.5-1	0	0	0	0
at Louisville	*	3	2	5	0.0-0	1.0-3	0	0	0	0
Duke	*	1	1	2	0.0-0	0.0-0	0	0	0	0
at North Carolina	*	3	0	3	0.0-0	1.0-2	0	0	0	1
vs. Notre Dame	*	1	1	2	0.0-0	0.0-0	0	0	0	0
at Virginia Tech	*	2	2	4	1.5-14	1.5-14	1	0	0	1
Miami	*	2	0	2	1.0-2	1.0-2	1	0	0	1
NC State	*	1	0	1	0.0-0	0.0-0	0	0	1	0
at Georgia	*	0	0	0	0.0-0	0.0-0	0	0	0	0
vs. Vanderbilt	DNP									
Totals		18	16	34	2.5-16	6.5-26	2	0	1	4

2023 GAME-BY-GAME STATS (@ USC)

Opponent	GS	UA	A	TOT	SACKS-YDS	TFL-YDS	FF	FR	INT	QBH
San Jose State	0	0	0		0.0-0	0.0-0	0	0	0	0
Nevada	0	2	2		0.0-0	0.0-0	0	0	0	0
Stanford	3	0	3		0.0-0	1.0-2	0	0	0	0
at Arizona State	4	1	5		2.0-12	2.0-12	0	1	0	0
at Colorado	2	0	2		1.0-7	1.0-7	0	0	0	1
Arizona	0	1	1		0.0-0	0.5-1	0	0	0	0
at Notre Dame	0	1	1		0.0-0	0.0-0	0	0	0	0
Utah	1	1	2		1.0-12	1.5-13	0	0	0	0
at California	0	1	1		0.0-0	0.0-0	0	0	0	0
Washington	DNP									
at Oregon	0	1	1		0.0-0	0.0-0	0	0	0	0
UCLA	1	0	1		0.0-0	0.0-0	0	0	0	0
vs. Louisville	0	1	1		0.0-0	0.0-0	0	0	0	0
Totals	11	9	20		4.0-31	6.0-35	0	1	0	1

33 A.J.
HOLMES

DL | Jr. | 4th Yr. (1st at Tech) | Houston, Texas | Westfield HS

Follow on Social Media

X: @AnthonyJr10_ | IG: waakemup18

PARTICIPATION	2022*	2023*	2024*	2025	CAREER
GP/GS	5/1	12/3	12/12	13/7	42/23

* at Houston

CAREER STATS

TACKLES	GP	UA	A	Total	TFL	Yds	PD	FF	FR	Blkd	QBH
2022 (UH)	5	5	1	6	0.5	0	0	0	0	0	1
2023 (UH)	12	13	8	21	4.5	19	0	0	0	0	3
2024 (UH)	12	19	21	40	8.5	28	0	0	0	0	7
2025 (TTU)	13	17	18	35	9.0	53	4	1	2	0	7
Totals	42	54	48	102	22.5	100	4	1	2	0	18

SACKS	G	UA	A	Total	Yds
2022 (UH)	5	0	0	0.0	0
2023 (UH)	12	2	1	2.5	16
2024 (UH)	12	2	0	2.0	14
2025 (TTU)	13	4	1	4.5	42
Totals	42	8	2	9.0	72

2025 GAME-BY-GAME STATS

Opponent	GS	UA	A	TOT	SACKS-YDS	TFL-YDS	FF	FR	INT	QBH
Ark-Pine Bluff		2	1	3	0.0-0	0.0-0	0	0	0	1
Kent State		2	3	5	1.0-1	2.0-2	0	1	0	2
Oregon State		1	2	3	1.0-8	1.0-8	0	0	0	1
at Utah		1	2	3	0.0-0	0.0-0	0	1	0	0
at Houston		1	0	1	0.0-0	0.0-0	0	0	0	0
Kansas		2	2	4	2.0-19	2.5-19	0	0	0	0
at Arizona State	*	2	2	4	0.5-4	1.5-10	0	0	0	0
Oklahoma State	*	0	2	2	0.0-0	1.0-1	0	0	0	0
at Kansas State	*	1	0	1	0.0-0	1.0-3	0	0	0	2
BYU	*	1	3	4	0.0-0	0.0-0	0	0	0	0
UCF	*	1	0	1	0.0-0	0.0-0	0	0	0	0
at West Virginia	*	1	0	1	0.0-0	0.0-0	0	0	0	0
vs. BYU	*	2	1	3	1.0-18	1.0-18	1	0	0	1
Totals		17	18	35	4.5-42	9.0-53	1	2	0	7

2024 GAME-BY-GAME STATS (@ HOUSTON)

Opponent	GS	UA	A	TOT	SACKS-YDS	TFL-YDS	FF	FR	INT	QBH
UNLV	*	1	2	3	0.0-0	0.0-0	0	0	0	0
at Oklahoma	*	1	1	2	0.0-0	0.0-0	0	0	0	0
Rice	*	0	2	2	0.0-0	0.0-0	0	0	0	3
at Cincinnati	*	2	2	4	0.0-0	1.5-3	0	0	0	0
Iowa State	*	3	3	6	1.0-7	1.5-8	0	0	0	0
at TCU	*	1	0	1	0.0-0	1.0-4	0	0	0	0
at Kansas	*	1	0	1	0.0-0	1.0-1	0	0	0	0
Utah	*	1	1	2	0.0-0	0.0-0	0	0	0	1
Kansas State	*	1	3	4	0.0-0	0.5-0	0	0	0	1
at Arizona	*	2	2	4	1.0-7	2.0-10	0	0	0	1
Baylor	*	3	4	7	0.0-0	1.0-2	0	0	0	0
at BYU	*	3	1	4	0.0-0	0.0-0	0	0	0	1
Totals		19	21	40	2.0-14	8.5-28	0	0	0	7

2023 GAME-BY-GAME STATS (@ HOUSTON)

Opponent	GS	UA	A	TOT	SACKS-YDS	TFL-YDS	FF	FR	INT	QBH
UTSA	*	1	3	4	0.0-0	0.0-0	0	0	0	2
at Rice	*	1	0	1	0.0-0	0.0-0	0	0	0	0
TCU	*	2	0	2	0.0-0	0.0-0	0	0	0	0
Sam Houston		2	0	2	1.0-7	2.0-8	0	0	0	1
at Texas Tech		1	0	1	0.0-0	0.0-0	0	0	0	0
West Virginia		0	0	0	0.0-0	0.0-0	0	0	0	0
Texas		0	1	1	0.0-0	0.0-0	0	0	0	0
at Kansas State		1	0	1	0.0-0	0.0-0	0	0	0	0
at Baylor		0	0	0	0.0-0	0.0-0	0	0	0	0
Cincinnati		2	2	4	1.5-9	2.5-11	0	0	0	0
Oklahoma State		1	1	2	0.0-0	0.0-0	0	0	0	0
at UCF		2	1	3	0.0-0	0.0-0	0	0	0	0
Totals		13	8	21	2.5-16	4.5-19	0	0	0	3

2 LEE
HUNTER

DL | Sr. | 5th Yr. (1st at Tech) | Mobile, Ala. | Blount HS

Follow on Social Media

X: @The_Fridge7 | IG: lee_hunter7

PARTICIPATION	2021*	2022*	2023*	2024*	2025	CAREER
GP/GS	0/0	13/0	13/13	12/10	13/13	51/36

* at Auburn | * at UCF

CAREER STATS

TACKLES	GP	UA	A	Total	TFL	Yds	PD	FF	FR	Blkd	QBH
2022 (UCF)	13	9	8	17	1.0	7	0	0	0	0	1
2023 (UCF)	13	38	31	69	11.0	49	1	0	0	0	2
2024 (UCF)	12	19	26	45	9.5	24	0	0	0	0	6
2025 (TTU)	13	11	23	34	8.5	23	0	1	0	0	3
Totals	51	77	88	165	30.0	103	1	1	0	0	12

SACKS	G	UA	A	Total	Yds
2022 (UCF)	13	1	0	1.0	7
2023 (UCF)	13	3	0	3.0	27
2024 (UCF)	12	1	0	1.0	5
2025 (TTU)	13	2	2	3.0	16
Totals	51	6	2	8.0	55

2025 GAME-BY-GAME STATS

Opponent	GS	UA	A	TOT	SACKS-YDS	TFL-YDS	FF	FR	INT	QBH
Ark.-Pine Bluff	*	0	1	1	0.5-2	0.5-2	0	0	0	0
Kent State	*	0	2	2	0.0-0	0.0-0	0	0	0	1
Oregon State	*	0	5	5	0.0-0	0.5-1	0	0	0	0
at Utah	*	1	1	2	0.0-0	0.0-0	0	0	0	0
at Houston	*	0	3	3	0.0-0	0.0-0	0	0	0	0
Kansas	*	0	2	2	0.0-0	0.5-0	0	0	0	0
at Arizona State	*	3	1	4	1.0-8	1.0-8	0	0	0	0
Oklahoma State	*	0	3	3	0.0-0	0.0-0	0	0	0	1
at Kansas State	*	1	0	1	0.0-0	1.0-1	0	0	0	1
BYU	*	1	1	2	1.0-5	1.0-5	1	0	0	0
UCF	*	2	1	3	0.0-0	1.0-3	0	0	0	0
at West Virginia	*	2	1	3	0.0-0	2.0-2	0	0	0	0
vs. BYU	*	1	3	4	0.0-0	1.0-1	0	0	0	0
Totals		11	23	34	2.5-15	8.5-23	1	0	0	3

2024 GAME-BY-GAME STATS (@ UCF)

Opponent	GS	UA	A	TOT	SACKS-YDS	TFL-YDS	FF	FR	INT	QBH
New Hampshire	*	0	1	1	0.0-0	0.0-0	0	0	0	1
Sam Houston	*	3	0	3	0.0-0	1.0-1	0	0	0	0
at TCU		0	1	1	0.0-0	0.0-0	0	0	0	0
Colorado	*	1	4	5	0.0-0	0.5-5	0	0	0	0
at Florida	*	3	3	6	0.0-0	0.0-0	0	0	0	0
Cincinnati	*	1	2	3	0.0-0	0.5-1	0	0	0	0
at Iowa State	*	2	2	4	1.0-5	2.0-6	0	0	0	2
BYU		3	1	4	0.0-0	1.0-3	0	0	0	1
Arizona	*	1	3	4	0.0-0	0.5-2	0	0	0	0
at Arizona State	*	1	3	4	0.0-0	0.5-0	0	0	0	1
at West Virginia	*	1	4	5	0.0-0	1.0-1	0	0	0	1
Utah	*	3	2	5	0.0-0	2.5-5	0	0	0	0
Totals		19	26	45	1.0-5	9.5-24	0	0	0	6

2023 GAME-BY-GAME STATS (@ UCF)

Opponent	GS	UA	A	TOT	SACKS-YDS	TFL-YDS	FF	FR	INT	QBH
Kent State	*	5	3	8	1.0-1	1.0-1	0	0	0	1
at Boise State	*	3	1	4	0.0-0	0.0-0	0	0	0	0
Villanova	*	2	3	5	0.0-0	0.0-0	0	0	0	0
at Kansas State	*	4	2	6	0.0-0	0.5-1	0	0	0	0
Baylor	*	5	4	9	1.0-18	1.0-18	0	0	0	0
at Kansas	*	1	1	2	0.0-0	0.0-0	0	0	0	0
at Oklahoma	*	3	2	5	1.0-8	2.5-11	0	0	0	0
West Virginia	*	2	1	3	0.0-0	0.0-0	0	0	0	0
at Cincinnati	*	2	5	7	0.0-0	1.5-6	0	0	0	1
Oklahoma State	*	5	3	8	0.0-0	2.0-5	0	0	0	0
at Texas Tech	*	1	0	1	0.0-0	0.0-0	0	0	0	0
Houston	*	3	3	6	0.0-0	2.0-6	0	0	0	0
vs. Georgia Tech	*	2	3	5	0.0-0	0.5-1	0	0	0	0
Totals		38	31	69	3.0-27	11.0-49	0	0	0	2

2022 GAME-BY-GAME STATS (@ UCF)

Opponent	GS	UA	A	TOT	SACKS-YDS	TFL-YDS	FF	FR	INT	QBH
South Carolina St.					DNP					
Louisville		0	1	1	0.0-0	0.0-0	0	0	0	0
at FAU		1	1	2	1.0-7	1.0-7	0	0	0	0
Georgia Tech		0	1	1	0.0-0	0.0-0	0	0	0	0
SMU		0	0	0	0.0-0	0.0-0	0	0	0	0
Temple		0	1	1	0.0-0	0.0-0	0	0	0	0
at East Carolina		3	0	3	0.0-0	0.0-0	0	0	0	0
Cincinnati		0	0	0	0.0-0	0.0-0	0	0	0	0
at Memphis		0	2	2	0.0-0	0.0-0	0	0	0	0
at Tulane		1	0	1	0.0-0	0.0-0	0	0	0	0
Navy		1	2	3	0.0-0	0.0-0	0	0	0	0
at South Florida		0	0	0	0.0-0	0.0-0	0	0	0	0
at Tulane		1	0	1	0.0-0	0.0-0	0	0	0	0
vs. Duke		2	0	2	0.0-0	0.0-0	0	0	0	1
Totals		9	8	17	1.0-7	1.0-7	0	0	0	1

7 BRENDEN
JORDAN

S | Jr. | 3rd Yr. | Mansfield, Texas | Mansfield HS

Follow on Social Media

X: @BrendenJordan4 | IG: brendenxjordan

PARTICIPATION	2023	2024	2025	CAREER
GP/GS	13/5	13/2	13/13	39/20

CAREER STATS

TACKLES	GP	UA	A	Total	TFL	Yds	PD	FF	FR	INT	QBH
2023	13	16	4	20	1	1	1	0	0	0	1
2024	13	18	18	36	2.5	9	3	0	2	0	0
2025	13	31	19	50	1.0	2	1	1	0	1	0
Totals	39	65	41	106	4.5	12	5	1	2	1	1

2025 GAME-BY-GAME STATS

Opponent	GS	UA	A	TOT	TFL-YDS	INT-YDS	FF	FR	PBU
Ark.-Pine Bluff	*	0	1	1	0.0-0	0-0	0	0	0
Kent State	*	0	1	1	0.0-0	0-0	0	0	0
Oregon State	*	3	2	5	0.0-0	0-0	0	0	0
at Utah	*	4	3	7	0.0-0	0-0	0	0	0
at Houston	*	0	0	0	0.0-0	1-0	0	0	0
Kansas	*	4	2	6	0.0-0	0-0	1	0	0
at Arizona State	*	6	0	6	0.0-0	0-0	0	0	0
Oklahoma State	*	2	1	3	0.0-0	0-0	0	0	0
at Kansas State	*	3	0	3	0.0-0	0-0	0	0	0
BYU	*	3	2	5	0.0-0	0-0	0	0	1
UCF	*	1	4	5	0.0-0	0-0	0	0	0
at West Virginia	*	2	2	4	0.0-0	0-0	0	0	0
vs. BYU	*	3	1	4	1.0-2	0-0	0	0	0
Totals		31	19	50	1.0-2	1-0	1	0	1

2024 GAME-BY-GAME STATS

Opponent	GS	UA	A	TOT	TFL-YDS	INT-YDS	FF	FR	PBU
Abilene Christian		3	0	3	0.0-0	0-0	0	0	0
at Washington St.		0	1	1	0.0-0	0-0	0	0	0
North Texas		0	1	1	0.0-0	0-0	0	0	0
Arizona State		1	3	4	0.0-0	0-0	0	0	1
Cincinnati		4	1	5	0.0-0	0-0	0	0	0
at Arizona		0	2	2	0.0-0	0-0	0	1	0
Baylor		3	0	3	0.0-0	0-0	0	0	0
at TCU		1	3	4	1.0-5	0-0	0	0	0
at Iowa State	*	1	2	3	0.0-0	0-0	0	0	0
Colorado		0	1	1	0.5-3	0-0	0	0	0
at Oklahoma St.		0	1	1	0.0-0	0-0	0	0	0
West Virginia		3	2	5	0.0-0	0-0	0	1	0
vs. Arkansas	*	2	1	3	1.0-1	0-0	0	0	2
Totals		18	18	36	2.5-9	0-0	0	2	3

2023 GAME-BY-GAME STATS

Opponent	GS	UA	A	TOT	TFL-YDS	INT-YDS	FF	FR	PBU
at Wyoming	*	0	0	0	0.0-0	0-0	0	0	0
Oregon	*	5	0	5	0.0-0	0-0	0	0	1
Tarleton St.		4	0	4	0.0-0	0-0	0	0	0
at West Virginia		0	0	0	0.0-0	0-0	0	0	0
Houston		0	0	0	0.0-0	0-0	0	0	0
at Baylor		0	0	0	0.0-0	0-0	0	0	0
Kansas State		5	1	6	1.0-1	0-0	0	0	1
at BYU		0	1	1	0.0-0	0-0	0	0	0
TCU	*	0	0	0	0.0-0	0-0	0	0	0
at Kansas		0	0	0	0.0-0	0-0	0	0	0
UCF	*	4	1	5	0.0-0	0-0	0	0	0
at Texas	*	1	1	2	0.0-0	0-0	0	0	0
vs. California		0	0	0	0.0-0	0-0	0	0	0
Totals		16	4	20	1.0-1	0-0	0	0	1



1 A.J. McCARTY

DB | Sr. | 6th Yr. (3rd at Tech) | Brownwood, Texas | Brownwood HS

Follow on Social Media

X: @adonismccartyjr | IG: adonismccartyjr

PARTICIPATION	2020*	2021*	2022*	2023	2024	2025	CAREER
GP/GS	3/0	13/0	13/2	1/0	12/11	13/0	56/13

* indicates seasons at Baylor

TACKLES	GP	UA	A	Total	TFL	Yds	PD	FF	FR	Blkd	INT
2020 (BU)	3	0	1	1	0.0	0	0	0	0	0	0
2021 (BU)	13	3	0	3	0.0	0	1	0	1	0	0
2022 (BU)	13	31	6	37	1.0	1	3	0	0	0	1
2023 (TTU)	1	0	0	0	0.0	0	0	0	0	0	0
2024 (TTU)	13	20	12	32	6.5	14	2	0	0	0	2
2025 (TTU)	13	14	6	20	2.0	7	1	0	0	2	0
TOTALS	56	68	25	93	9.5	22	7	0	1	2	3

2025 GAME-BY-GAME STATS

Opponent	GS	UA	A	TOT	TFL-YDS	INT-YDS	FF	FR	PBU
Ark.-Pine Bluff	1	1	2		1.0-4	0-0	0	0	0
Kent State	2	1	3		0.0-0	0-0	0	0	1
Oregon State	1	0	1		0.0-0	0-0	0	0	0
at Utah	0	0	0		0.0-0	0-0	0	0	0
at Houston	4	0	4		0.0-0	0-0	0	0	0
Kansas	2	1	3		0.0-0	0-0	0	0	0
at Arizona State	0	0	0		0.0-0	0-0	0	0	0
Oklahoma State	1	2	3		0.0-0	0-0	0	0	0
at Kansas State	0	0	0		0.0-0	0-0	0	0	0
BYU	0	0	0		0.0-0	0-0	0	0	0
UCF	2	0	2		1.0-3	0-0	0	0	0
at West Virginia	1	1	2		0.0-0	0-0	0	0	0
vs. BYU	0	0	0		0.0-0	0-0	0	0	0
Totals	14	6	20		2.0-7	0-0	0	0	1

2024 GAME-BY-GAME STATS

Opponent	GS	UA	A	TOT	TFL-YDS	INT-YDS	FF	FR	PBU
Abilene Christian	*	2	3	5	0.0-0	0-0	0	0	1
at Washington St.	*	1	0	1	0.0-0	0-0	0	0	0
North Texas	*	2	0	2	1.0-3	0-0	0	0	0
Arizona State	*	2	2	4	0.5-2	0-0	0	0	0
Cincinnati	*	2	1	3	1.0-1	1-51	0	0	0
at Arizona	*	0	1	1	0.0-0	0-0	0	0	1
Baylor	*	1	0	1	0.0-0	0-0	0	0	0
at TCU	*	2	1	3	0.5-1	0-0	0	0	0
at Iowa State		1	0	1	0.0-0	1-0	0	0	0
Colorado	*	2	2	4	1.0-4	0-0	0	0	0
at Oklahoma St.	*	4	0	4	1.0-1	0-0	0	0	0
West Virginia	*	1	1	2	1.0-1	0-0	0	0	0
vs. Arkansas		0	1	1	0.5-1	0-0	0	0	0
Totals		20	12	32	6.5-14	2-51	0	0	2

2023 GAME-BY-GAME STATS

Opponent	GS	UA	A	TOT	TFL-YDS	INT-YDS	FF	FR	PBU
vs. California		0	0	0	0.0-0	0-0	0	0	0
Totals		0	0	0	0.0-0	0-0	0	0	0

2022 GAME-BY-GAME STATS (@ BAYLOR)

Opponent	GS	UA	A	TOT	TFL-YDS	INT-YDS	FF	FR	PBU
UAlbany		2	0	2	0.0-0	0-0	0	0	1
at BYU		1	1	2	0.0-0	0-0	0	0	0
Texas State		4	2	6	0.0-0	0-0	0	0	0
at Iowa State		7	2	9	0.0-0	0-0	0	0	0
Oklahoma State		0	0	0	0.0-0	0-0	0	0	0
at West Virginia		0	0	0	0.0-0	0-0	0	0	0
Kansas		1	1	2	0.0-0	0-0	0	0	1
at Texas Tech		4	0	4	0.0-0	1-18	0	0	1
at Oklahoma	*	3	0	3	0.0-0	0-0	0	0	0
Kansas State		1	0	1	0.0-0	0-0	0	0	0
TCU		3	0	3	0.0-0	0-0	0	0	0
at Texas		1	0	1	0.0-0	0-0	0	0	0
vs. Air Force	*	4	0	4	1.0-1	0-0	0	0	0
Totals		31	6	37	1.0-1	1-18	0	0	3

2021 GAME-BY-GAME STATS (@ BAYLOR)

Opponent	GS	UA	A	TOT	TFL-YDS	INT-YDS	FF	FR	PBU
at Texas State		0	0	0	0.0-0	0-0	0	0	0
Texas Southern		0	0	0	0.0-0	0-0	0	0	1
at Kansas		1	0	1	0.0-0	0-0	0	0	0
Iowa State		1	0	1	0.0-0	0-0	0	0	0
at Oklahoma State		0	0	0	0.0-0	0-0	0	0	0
West Virginia		0	0	0	0.0-0	0-0	0	0	0
BYU		DNP							
Texas		0	0	0	0.0-0	0-0	0	0	0
at TCU		0	0	0	0.0-0	0-0	0	0	0
Oklahoma		0	0	0	0.0-0	0-0	0	0	0
at Kansas State		0	0	0	0.0-0	0-0	0	1	0
Texas Tech		0	0	0	0.0-0	0-0	0	0	0
vs. Oklahoma State		0	0	0	0.0-0	0-0	0	0	0
vs. Ole Miss		1	0	1	0.0-0	0-0	0	0	0
Totals		3	0	3	0.0-0	0-0	0	1	1

2020 GAME-BY-GAME STATS (@ BAYLOR)

Opponent	GS	UA	A	TOT	TFL-YDS	INT-YDS	FF	FR	PBU
Kansas State		0	0	0	0.0-0	0-0	0	0	0
at Oklahoma		0	0	0	0.0-0	0-0	0	0	0
Oklahoma State		0	1	1	0.0-0	0-0	0	0	0
Totals		0	1	1	0.0-0	0-0	0	0	0

9 JOHNCARLOS MILLER

TE | Sr. | 5th Yr. (2nd at Tech) | Greensboro, N.C. | Dudley HS

Follow on Social Media

X: @j2manmiller | IG: theofficial_miller

PARTICIPATION	2021*	2022*	2023*	2024	2025	CAREER
GP/GS	4/0	11/11	10/10	13/0	13/3	51/24

* at Elon

CAREER STATS

RECEIVING	G	Rec	Yds	TD	Lg	Rec/G	Avg/C	Avg/G
2021 (ELON)	4	1	4	0	4	0.3	4.0	1.0
2022 (ELON)	11	26	201	3	25	2.4	7.7	18.3
2023 (ELON)	10	25	453	4	70	2.5	18.1	45.3
2024 (TTU)	12	10	122	3	45	0.8	14.0	10.5
2025 (TTU)	13	9	77	0	17	0.7	8.6	5.9
Totals	51	71	857	10	70	1.4	12.1	16.8

2025 GAME-BY-GAME

Opponent	GS	Rec	Yds	TD	Avg	LG	Rush	Yds	TD
Arkansas-Pine Bluff	*	2	24	0	12.0	17	0	0	0
Kent State		2	12	0	6.0	6	0	0	0
Oregon State		1	17	0	17.0	17	0	0	0
at Utah		0	0	0	0.0	0	0	0	0
at Houston		1	4	0	4.0	4	0	0	0
Kansas	*	0	0	0	0.0	0	0	0	0
at Arizona State	*	3	20	0	6.6	11	0	0	0
Oklahoma State		0	0	0	0.0	0	0	0	0
at Kansas State		0	0	0	0.0	0	0	0	0
BYU		0	0	0	0.0	0	0	0	0
UCF		0	0	0	0.0	0	0	0	0
at West Virginia		0	0	0	0.0	0	0	0	0
vs. BYU		0	0	0	0.0	0	0	0	0
Totals		9	77	0	8.6	17	0	0	0

2024 GAME-BY-GAME

Opponent	GS	Rec	Yds	TD	Avg	LG	Rush	Yds	TD
Abilene Christian		1	7	0	7.0	7	0	0	0
at Washington St.		1	20	1	20.0	20	0	0	0
North Texas		2	55	1	27.5	45	0	0	0
Arizona State		1	5	1	5.0	5	0	0	0
Cincinnati		0	0	0	0.0	0	0	0	0
at Arizona		0	0	0	0.0	0	0	0	0
Baylor		1	13	0	13.0	0	0	0	0
at TCU		0	0	0	0.0	0	0	0	0
at Iowa State		0	0	0	0.0	0	0	0	0
Colorado		1	5	0	5.0	5	0	0	0
at Oklahoma St.		2	21	0	10.5	12	0	0	0
West Virginia		0	0	0	0.0	0	0	0	0
Totals		9	126	3	14.0	45	0	0	0

2023 GAME-BY-GAME (@ ELON)

Opponent	GS	Rec	Yds	TD	Avg	LG	Rush	Yds	TD
at Wake Forest	*	1	18	0	0.0	18	0	0	0
at Gardner-Webb	*	2	49	0	0.0	25	0	0	0
N.C. A&T	*	0	0	0	0.0	0	0	0	0
at Campbell	*	4	55	0	0.0	26	0	0	0
William & Mary	*	2	7	0	0.0	4	0	0	0
N.C. Central	*	5	82	0	0.0	30	0	0	0
Monmouth	*	2	70	1	0.0	65	0	0	0
at Delaware	*	5	101	1	0.0	70	0	0	0
at Richmond	*	2	14	1	0.0	9	0	0	0
Hampton	*	2	57	1	0.0	53	0	0	0
Totals		25	453	4	0.0	70	0	0	0

2022 GAME-BY-GAME (@ ELON)

Opponent	GS	Rec	Yds	TD	Avg	LG	Rush	Yds	TD
at Vanderbilt	*	3	24	0	0.0	15	0	0	0
at Wofford	*	4	31	0	0.0	10	0	0	0
Gardner-Webb	*	2	22	0	0.0	14	0	0	0
at William & Mary	*	2	21	0	0.0	20	0	0	0
Richmond	*	1	25	1	0.0	25	0	0	0
Towson	*	3	13	1	0.0	8	0	0	0
at Rhode Island	*	4	29	0	0.0	9	0	0	0
at New Hampshire	*	0	0	0	0.0	0	0	0	0
Delaware	*	2	4	0	0.0	4	0	0	0
UAlbany	*	2	5	0	0.0	5	0	0	0
at Hampton	*	3	27	1	0.0	16	0	0	0
Totals		26	201	3	0.0	25	0	0	0

2021 GAME-BY-GAME (@ELON)

Opponent	GS	Rec	Yds	TD	Avg	LG	Rush	Yds	TD
at James Madison		0	0	0	0.0	0	0	0	0
Villanova		0	0	0	0.0	0	0	0	0
at Towson		0	0	0	0.0	0	0	0	0
Rhode Island		1	4	0	0.0	4	0	0	0
Totals		1	4	0	0.0	4	0	0	0



2 BEHREN
MORTON

QB | Sr. | 5th Yr. | Eastland, Texas | Eastland HS

Follow on Social Media

X: @BehrenMorton | IG: bmorton_2

PARTICIPATION	2021	2022	2023	2024	2025	CAREER
GP/GS	2/0	9/4	10/8	12/12	11/11	44/35

CAREER STATS

PASSING	G	Cmp	Att	Int	Yds	TD	Lg	Pct	Avg/G	Effic
2021	2	1	3	0	0	0	0	33.3	0.0	33.3
2022	9	96	169	6	1,117	7	55	56.8	124.1	118.9
2023	10	182	293	8	1,757	15	49	62.1	175.7	123.9
2024	12	295	466	8	3,335	27	70	63.3	277.9	139.1
2025	11	201	300	4	2,643	22	73	67.0	240.3	162.5
Totals	44	775	1,231	26	8,852	71	73	63.0	201.2	138.2

RUSHING	G	Att	Yds	TD	Lg	Avg/C	Avg/G
2021	2	2	15	0	17	7.5	7.5
2022	9	42	79	2	15	1.9	8.8
2023	10	46	3	4	14	0.1	0.3
2024	12	55	-22	1	26	-0.4	-1.8
2025	11	37	-81	0	11	-2.2	-7.4
Totals	44	182	-	7	26	0.0	-0.1

TOTAL OFF.	G	Rush	Pass	Total	Avg/G
2021	2	15	0	15	7.5
2022	9	79	1117	1196	132.9
2023	10	3	1757	1760	176.0
2024	12	-22	3335	3313	276.1
2025	11	-81	2,643	2,562	232.9
Totals	44	-6	8,852	8,846	201.0

2025 GAME-BY-GAME

Opponent	GS	Comp	Att	TD	INT	Yds	Lg	Run	Yds	TD	LG
Ark.-Pine Bluff	*	16	20	4	0	201	41	0	0	0	0
Kent State	*	18	26	3	0	258	50	1	4	0	4
Oregon State	*	23	35	4	1	464	61	5	-9	0	7
at Utah	*	12	19	0	2	142	73	5	2	0	11
at Houston	*	28	40	1	0	345	69	7	1	0	6
Kansas	*	7	12	1	0	91	26	2	0	0	3
at Arizona State	DNP-injured										
Oklahoma State	DNP-injured										
at Kansas State	*	21	32	2	1	249	42	4	-14	0	6
BYU	*	17	32	1	0	219	39	5	-47	0	0
UCF	*	14	19	1	0	149	40	0	0	0	0
at West Virginia	*	25	32	3	0	310	50	4	-16	0	0
vs. BYU	*	20	33	2	0	215	33	4	-2	0	3
Totals		201	300	22	4	2,643	73	37	-81	0	11

2024 GAME-BY-GAME

Opponent	GS	Comp	Att	TD	INT	Yds	Lg	Run	Yds	TD	LG
Abilene Christian	*	30	42	5	0	378	36	2	-5	0	3
at Washington St.	*	34	58	1	2	323	42	4	7	0	7
North Texas	*	15	19	4	0	273	70	2	-1	1	10
Arizona State	*	24	44	2	0	201	21	3	-15	0	4
Cincinnati	*	19	29	2	0	251	49	3	46	0	26
at Arizona	*	17	29	0	0	214	57	4	-23	0	1
Baylor	*	33	49	3	1	286	32	6	3	0	7
at TCU	*	13	22	0	0	137	44	3	-3	0	1
at Iowa State	*	21	40	2	2	237	35	8	6	0	8
Colorado	*	24	40	2	1	275	35	11	-36	0	9
at Oklahoma St.	*	37	53	4	1	401	34	8	3	0	12
West Virginia	*	28	41	2	1	359	41	1	-4	0	0
Totals		295	466	27	8	3,335	70	55	-22	1	26

2023 GAME-BY-GAME

Opponent	GS	Comp	Att	TD	INT	Yds	Lg	Run	Yds	TD	LG
at Wyoming	DNP										
Oregon	DNP	-	-	-	-	-	-	-	-	-	-
Tarleton State		8	13	2	1	72	15	3	11	0	7
at West Virginia		13	37	1	0	158	26	8	-12	0	4
Houston	*	14	22	2	0	161	34	4	10	0	7
at Baylor	*	19	26	3	1	180	24	2	-1	1	10
Kansas State	*	14	21	0	0	125	31	6	8	1	10
at BYU	DNP-injured										
TCU	*	28	36	2	0	282	44	5	-4	1	9
at Kansas	*	19	25	0	1	176	33	7	-11	0	9
UCF	*	21	34	2	1	256	49	3	10	0	8
at Texas	*	19	36	0	3	88	15	5	-2	1	14
vs. California	*	27	43	3	1	259	41	3	-6	0	7
Totals		182	293	15	8	1,757	49	46	3	4	14

BEHREN MORTON (CONT.)

2022 GAME-BY-GAME

Opponent	GS	Comp	Att	TD	INT	Yds	Lg	Run	Yds	TD	LG
Murray State		7	10	1	1	97	24	3	-15	0	2
Houston		0	0	0	0	0	0	0	0	0	0
at NC State		4	7	0	1	85	38	2	20	0	13
Texas		0	0	0	0	0	0	0	0	0	0
at Kansas State	DNP										
at Oklahoma St.	*	39	62	2	1	379	36	17	53	1	15
West Virginia	*	28	45	2	0	325	55	8	17	0	8
Baylor	*	11	34	1	3	152	39	6	6	1	14
at TCU	*	7	10	1	0	79	47	6	-2	0	4
Kansas	DNP-injured										
at Iowa State	DNP-injured										
Oklahoma	DNP-injured										
vs. Ole Miss		0	1	0	0	0	0	0	0	0	0
Totals		96	169	7	6	1,117	55	42	79	2	15

2021 GAME-BY-GAME

Opponent	GS	Comp	Att	TD	INT	Yds	Lg	Run	Yds	TD	LG
at Kansas		0	0	0	0	0	0	0	0	0	0
Oklahoma State		1	3	0	0	0	0	2	15	0	17
Totals		1	3	0	0	0	0	2	15	0	17

14 BRICE
POLLOCK

CB | Jr. | 3rd Yr. (1st at Tech) | Snellville, Ga. | Shiloh HS

Follow on Social Media

X: @PollockBrice | IG: bricepollock_

PARTICIPATION	2023*	2024*	2025	CAREER
GP/GS	11/3	12/12	13/13	36/28

* at Mississippi State

TACKLES	GP	UA	A	Total	TFL	Yds	PD	FF	FR	Blkd	INT
2023 (MSU)	11	13	11	24	0.5	1	1	0	0	0	0
2024 (MSU)	12	24	24	48	1.0	3	9	1	0	0	1
2025 (TTU)	13	28	18	46	4.0	17	7	0	1	0	5
TOTALS	36	65	53	118	5.5	21	17	1	1	0	6

2025 GAME-BY-GAME STATS

Opponent	GS	UA	A	TOT	TFL-YDS	INT-YDS	FF	FR	PBU
Ark.-Pine Bluff	*	0	0	0	0.0-0	0-0	0	0	0
Kent State	*	0	2	2	0.0-0	0-0	0	0	0
Oregon State	*	2	4	6	0.0-0	2-0	0	0	0
at Utah	*	4	2	6	0.5-1	1-0	0	0	0
at Houston	*	0	1	1	0.0-0	0-0	0	0	2
Kansas	*	2	4	6	0.0-0	0-0	0	0	1
at Arizona State	*	4	1	5	0.0-0	0-0	0	0	1
Oklahoma State	*	1	0	1	0.0-0	0-0	0	0	0
at Kansas State	*	5	0	5	2.0-9	1-6	0	1	1
BYU	*	2	0	2	0.0-0	0-0	0	0	1
UCF	*	3	1	4	0.0-0	0-0	0	0	0
at West Virginia	*	2	1	3	0.5-1	1-0	0	0	1
vs. BYU	*	3	2	5	1.0-6	0-0	0	0	0
Totals		25	16	41	3.0-11	5-6	0	1	7

2024 GAME-BY-GAME STATS (@ MISSISSIPPI STATE)

Opponent	GS	UA	A	TOT	TFL-YDS	INT-YDS	FF	FR	PBU
E. Kentucky	*	0	4	4	0.0-0	0-0	0	0	1
at Arizona State	*	3	3	6	0.0-0	0-0	0	0	0
Toledo	*	0	1	1	0.0-0	0-0	0	0	1
Florida	*	4	0	4	0.0-0	0-0	0	0	1
at Texas	*	4	2	6	0.0-0	0-0	0	0	1
at Georgia	*	4	0	4	0.0-0	1-0	0	0	1
Texas A&M	*	3	1	4	0.0-0	0-0	0	0	0
Arkansas	*	0	4	4	0.0-0	0-0	0	0	0
UMass	*	1	2	3	0.0-0	0-0	0	0	2
at Tennessee	*	1	1	2	1.0-3	0-0	0	0	0
Missouri	*	1	3	4	0.0-0	0-0	0	0	1
at Ole Miss	*	3	3	6	0.0-0	0-0	0	0	1
Totals		24	24	48	1.0-3	1-0	0	0	9



13 BEN ROBERTS

LB | Jr. | 4th Yr. | Haslet, Texas | Eaton HS

Follow on Social Media

X: @Ben_Roberts2022 | IG: ben.roberts04

PARTICIPATION	2022	2023	2024	2025	CAREER
GP/GS	2/0	13/12	13/13	13/13	41/38

CAREER STATS

TACKLES	GP	UA	A	Total	TFL	Yds	PD	FF	FR	Blkd	QBH
2022	2	0	0	0	0.0	0	0	0	0	0	0
2023	13	55	52	107	6.5	30	0	2	0	0	3
2024	13	38	45	83	4.5	11	0	3	0	0	6
2025	13	36	38	74	3.0	6	6	2	1	0	3
Totals	41	129	135	264	14.0	47	6	7	1	0	12

2025 GAME-BY-GAME STATS

Opponent	GS	UA	A	TOT	SACKS-YDS	TFL-YDS	FF	FR	INT	QBH
Ark-Pine Bluff	*	1	3	4	0.0-0	0.0-0	0	0	0	0
Kent State	*	2	4	6	0.0-0	0.0-0	0	0	0	0
Oregon State	*	1	3	4	0.0-0	0.0-0	0	0	0	2
at Utah	*	2	4	6	0.0-0	0.0-0	1	0	0	0
at Houston	*	4	2	6	0.0-0	0.0-0	0	1	0	0
Kansas	*	5	2	7	0.0-0	0.0-0	1	0	0	0
at Arizona State	*	9	4	13	0.0-0	1.0-1	0	0	0	1
Oklahoma State	*	2	3	5	0.0-0	0.0-0	0	0	0	0
at Kansas State	*	3	0	3	0.0-0	1.0-2	0	0	1	0
BYU	*	1	5	6	0.0-0	0.0-0	0	0	0	0
UCF	*	3	2	5	0.0-0	1.0-3	0	0	0	0
at West Virginia	*	1	3	4	0.0-0	0.0-0	0	0	0	0
vs. BYU	*	2	3	5	0.0-0	0.0-0	0	0	2	0
Totals		36	38	74	0.0-0	3.0-6	2	1	3	3

2024 GAME-BY-GAME STATS

Opponent	GS	UA	A	TOT	SACKS-YDS	TFL-YDS	FF	FR	INT	QBH
Abilene Christian	*	4	3	7	0.0-0	1.0-2	1	0	0	0
at Washington St.	*	7	0	7	0.0-0	1.0-2	1	0	0	0
North Texas	*	3	0	3	0.0-0	0.0-0	0	0	0	0
Arizona State	*	2	9	11	0.0-0	0.0-0	0	0	0	0
Cincinnati	*	4	8	12	0.0-0	2.0-5	1	0	0	1
at Arizona	*	2	3	5	0.0-0	0.0-0	0	0	0	1
Baylor	*	3	3	6	0.0-0	0.0-0	0	0	0	0
at TCU	*	3	4	7	0.0-0	0.0-0	0	0	0	0
at Iowa State	*	2	5	7	0.0-0	0.5-2	0	0	0	2
Colorado	*	2	0	2	0.0-0	0.0-0	0	0	0	0
at Oklahoma St.	*	3	4	7	0.0-0	0.0-0	0	0	0	1
West Virginia	*	2	2	4	0.0-0	0.0-0	0	0	0	0
vs. Arkansas	*	1	4	5	0.0-0	0.0-0	0	0	0	1
Totals		38	45	83	0.0-0	4.5-11	3	0	0	6

2023 GAME-BY-GAME STATS

Opponent	GS	UA	A	TOT	SACKS-YDS	TFL-YDS	FF	FR	INT	QBH
at Wyoming		0	1	1	0.0-0	0.5-0	0	0	0	0
Oregon	*	5	7	12	0.5-2	1.5-7	1	0	0	0
Tarleton State	*	2	2	4	0.0-0	0.0-0	0	0	0	0
at West Virginia	*	4	7	11	0.0-0	0.5-1	0	0	1	0
Houston	*	8	2	10	0.0-0	0.0-0	0	0	0	0
at Baylor	*	5	2	7	0.0-0	2.0-19	1	0	0	0
Kansas State	*	5	6	11	0.0-0	0.0-0	0	0	0	0
at BYU	*	5	5	10	0.0-0	0.0-0	0	0	0	1
TCU	*	3	3	6	0.0-0	0.0-0	0	0	0	0
at Kansas	*	8	1	9	0.0-0	0.0-0	0	0	0	0
UCF	*	2	4	6	0.0-0	0.5-2	0	0	0	0
at Texas	*	6	7	13	0.0-0	0.0-0	0	0	0	1
vs. California	*	2	5	7	0.0-0	1.5-3	0	0	0	1
Totals		55	52	107	0.5-2	6.5-30	2	0	1	3

2022 GAME-BY-GAME STATS

Opponent	GS	UA	A	TOT	SACKS-YDS	TFL-YDS	FF	FR	INT	QBH
Murray State		DNP								
Houston		DNP								
at NC State		DNP								
Texas		DNP								
at Kansas State	0	0	0		0.0-0	0.0-0	0	0	0	0
at Oklahoma St.	0	0	0		0.0-0	0.0-0	0	0	0	0
West Virginia		DNP								
Baylor		DNP								
at TCU		DNP								
Kansas		DNP								
at Iowa State		DNP								
Oklahoma		DNP								
vs. Ole Miss		DNP								
Totals	0	0	0		0.0-0	0.0-0	0	0	0	0

10 JACOB RODRIGUEZ

LB | Sr. | 5th Yr. (4th at Tech) | Wichita Falls, Texas | Rider HS

Follow on Social Media

X: @Jacob_R_10 | IG: jrodriguez...10

PARTICIPATION	2021	2022	2023	2024	2025	CAREER
GP/GS	12/0	12/0	5/4	13/13	13/13	55/30

CAREER STATS

TACKLES	GP	UA	A	Total	TFL	Yds	PD	FF	FR	Blkd	QBH
2021 (UNV)	12	1	0	1	0.0	0	0	0	0	0	0
2022 (TTU)	12	17	12	29	3.0	7	0	1	0	0	0
2023 (TTU)	5	21	11	32	1.0	1	2	2	1	0	1
2024 (TTU)	13	77	50	127	10.5	63	4	3	2	0	5
2025 (TTU)	13	61	56	117	11.0	26	6	7	2	0	1
Totals	55	177	129	306	25.5	97	12	13	5	0	7

2025 GAME-BY-GAME STATS

Opponent	GS	UA	A	TOT	SACKS-YDS	TFL-YDS	FF	FR	INT	QBH
Ark-Pine Bluff	*	3	0	3	0.0-0	0.0-0	0	0	0	0
Kent State	*	3	4	7	0.0-0	0.0-0	1	0	0	1
Oregon State	*	0	7	7	0.0-0	0.5-1	0	0	0	0
at Utah	*	5	6	11	0.0-0	0.5-0	1	0	1	0
at Houston	*	5	3	8	0.0-0	2.0-4	0	0	1	0
Kansas	*	6	8	14	1.0-9	1.5-10	0	0	0	0
at Arizona State	*	7	5	13	0.0-0	1.0-2	2	0	0	0
Oklahoma State	*	6	4	10	0.0-0	1.0-1	1	1	0	0
at Kansas State	*	5	0	5	0.0-0	1.0-3	2	0	0	0
BYU	*	9	5	14	0.0-0	1.0-1	0	1	1	0
UCF	*	6	3	9	0.0-0	0.0-0	0	0	1	0
at West Virginia	*	2	2	4	0.0-0	0.5-2	0	0	0	0
vs. BYU	*	4	9	13	0.0-0	1.0-1	0	0	0	0
Totals		61	56	117	1.0-9	11.0-26	7	2	4	1

2024 GAME-BY-GAME STATS

Opponent	GS	UA	A	TOT	SACKS-YDS	TFL-YDS	FF	FR	INT	QBH
Abilene Christian	*	9	4	13	0.0-0	2.0-13	1	0	0	0
at Washington St.	*	7	0	7	0.0-0	0.0-0	0	0	0	0
North Texas	*	1	0	1	0.0-0	0.0-0	0	0	0	1
Arizona State	*	2	7	9	0.0-0	1.0-2	0	0	0	0
Cincinnati	*	7	4	11	0.0-0	0.5-2	0	1	0	1
at Arizona	*	5	8	13	1.0-16	1-16	1	0	0	0
Baylor	*	7	5	12	0.0-0	0.0-0	0	0	0	0
at TCU	*	1	4	5	0.0-0	0.0-0	0	0	0	0
at Iowa State	*	9	4	13	2.0-6	2.5-7	1	0	0	0
Colorado	*	13	4	17	1.0-10	1.5-11	0	0	0	2
at Oklahoma St.	*	7	5	12	0.0-0	0.0-0	0	1	1	1
West Virginia	*	4	1	5	1.0-10	1.0-10	0	0	0	0
vs. Arkansas	*	5	4	9	0.0-0	1.0-2	0	0	0	0
Totals		72	46	118	5.0-42	9.5-61	3	2	1	5

2023 GAME-BY-GAME STATS

Opponent	GS	UA	A	TOT	SACKS-YDS	TFL-YDS	FF	FR	INT	QBH
at Wyoming	*	2	0	2	0.0-0	0.0-0	1	1	0	0
Oregon		DNP-injured								
Tarleton State		DNP-injured								
at West Virginia		DNP-injured								
Houston		DNP-injured								
at Baylor		DNP-injured								
Kansas State		DNP-injured								
at BYU		DNP-injured								
TCU		4	2	6	0.0-0	0.0-0	0	0	0	0
at Kansas	*	3	1	4	0.0-0	1.0-1	0	0	0	0
UCF	*	7	5	12	0.0-0	0.0-0	0	0	0	1
at Texas		DNP								
vs. California	*	5	3	8	0.0-0	0.0-0	1	0	1	0
Totals		21	11	32	0.0-0	1.0-1	2	1	1	1

2022 GAME-BY-GAME STATS

Opponent	GS	UA	A	TOT	SACKS-YDS	TFL-YDS	FF	FR	INT	QBH
Murray State		0	4	4	0.0-0	1.0-2	0	0	0	0
Houston		0	0	0	0.0-0	0.0-0	0	0	0	0
at NC State		2	2	4	0.0-0	0.5-1	0	0	0	0
Texas		1	0	1	0.0-0	0.0-0	0	0	0	0
at Kansas State		1	0	1	0.0-0	0.0-0	0	0	0	0
at Oklahoma St.		1	1	2	0.0-0	0.0-0	0	0	0	2
West Virginia		4	0	4	0.0-0	0.0-0	1	0	0	1
Baylor		3	2	5	0.0-0	0.0-0	0	0	0	0
at TCU		0	2	2	0.0-0	0.5-1	0	0	0	0
Kansas		2	0	2	0.0-0	0.0-0	0	0	0	0
at Iowa State		1	0	1	0.0-0	0.0-0	0	0	0	0
Oklahoma		DNP-injured								
vs. Ole Miss		2	1	3	0.0-0	1.0-3	0	0	0	0
Totals		17	12	29	0.0-0	3.0-7	1	0	0	3



JACOB RODRIGUEZ (CONT.)

2021 GAME-BY-GAME (@ VIRGINIA)									
Opponent	GS	Rush	Yds	TD	LG	Rec	Yds	TD	LG
William & Mary		3	31	0	24	0	0	0	0
Illinois		0	0	0	0	0	0	0	0
at North Carolina		3	14	0	7	3	23	0	17
Wake Forest		0	0	0	0	0	0	0	0
at Miami (FL)		1	5	0	5	2	24	0	16
at Louisville		1	1	0	1	2	13	0	9
Duke		2	5	0	4	0	0	0	0
Georgia Tech		0	0	0	0	0	0	0	0
at BYU		0	0	0	1	5	0	0	5
Notre Dame		0	0	0	0	0	0	0	0
at Pittsburgh		0	0	0	0	0	0	0	0
Virginia Tech		0	0	0	0	0	0	0	0
Totals		10	56	0	24	8	65	0	17

1 REGGIE VIRGIL

WR | Sr. | 5th Yr. (1st at Tech) | Apopka, Fla. | Mount Dora Christian Academy

Follow on Social Media

X: @Therealreggie11 | IG: therealreggie0

PARTICIPATION	2022*	2023*	2024*	2025	CAREER
GP/GS	11/1	12/0	13/11	13/13	49/25

* at Miami (OH)

CAREER STATS								
RECEIVING	G	Rec	Yds	TD	Lg	Rec/G	Avg/C	Avg/G
2022 (M-OH)	11	1	28	0	0	0.1	28.0	2.6
2023 (M-OH)	12	1	34	1	0	0.1	34.0	2.8
2024 (M-OH)	13	41	816	9	75	3.6	20.0	62.8
2025 (TTUJ)	13	55	676	6	42	4.2	12.3	52.0
Totals	49	98	1,554	16	75	2.0	15.9	31.7

2025 GAME-BY-GAME									
Opponent	GS	Rec	Yds	TD	Avg	LG	Rush	Yds	TD
Arkansas-Pine Bluff	*	4	56	1	14.0	21	0	0	0
Kent State	*	5	50	2	10.0	35	0	0	0
Oregon State	*	2	29	0	14.5	21	0	0	0
at Utah	*	6	72	1	12.0	21	0	0	0
at Houston	*	4	45	0	11.2	13	0	0	0
Kansas	*	2	34	0	17.0	21	0	0	0
at Arizona State	*	7	50	1	7.1	14	0	0	0
Oklahoma State	*	2	27	0	13.5	24	0	0	0
at Kansas State	*	5	72	0	14.4	42	0	0	0
BYU	*	3	54	0	18.0	39	0	0	0
UCF	*	5	72	1	14.4	40	2	35	0
at West Virginia	*	2	29	0	14.5	25	0	0	0
vs. BYU	*	8	86	0	10.8	30	0	0	0
Totals		55	676	6	12.3	42	2	35	0

2024 GAME-BY-GAME (@ MIAMI-OHIO)									
Opponent	GS	Rec	Yds	TD	Avg	LG	Rush	Yds	TD
at Northwestern	*	3	32	0	10.7	12	0	0	0
Cincinnati		3	77	1	25.7	58	0	0	0
at Notre Dame	*	1	12	0	12.0	12	0	0	0
UMass	*	1	10	0	10.0	10	0	0	0
at Toledo		4	76	0	19.0	51	0	0	0
at Eastern Michigan	*	3	113	2	37.7	75	0	0	0
Ohio	*	3	39	1	13.0	18	0	0	0
Central Michigan	*	4	50	1	12.5	22	0	0	0
at Ball State	*	5	101	1	20.2	41	0	0	0
Kent State	*	2	88	1	44.0	69	0	0	0
Northern Illinois	*	4	107	1	26.8	50	0	0	0
at Bowling Green	*	5	82	1	13.7	28	0	0	0
vs. Ohio	*	2	29	0	14.5	19	0	0	0
vs. Colorado State		DNP							
Totals		41	878	7	19.9	70	0	0	0

20 J'KOBY WILLIAMS

RB | So. | 2nd Yr. | Beckville, Texas | Beckville HS

Follow on Social Media

X: @WilliamsJkoby | IG: officialjkoby

PARTICIPATION	2024*	2025	CAREER
GP/GS	10/1	13/5	23/6

CAREER STATS							
RUSHING	G	Att	Yds	TD	Lg	Avg/C	Avg/G
2024	10	41	236	2	54	5.8	23.6
2025	13	142	787	6	43	5.5	60.5
Totals	23	183	1,023	8	54	5.6	44.5

RECEIVING	G	Rec	Yds	TD	Lg	Rec/G	Avg/C	Avg/G
2024	10	10	100	1	22	1.0	10.0	10.0
2025	13	30	371	2	73	2.3	12.4	28.5
Totals	23	40	471	3	73	1.7	11.8	20.5

2025 GAME-BY-GAME									
Opponent	GS	Rush	Yds	TD	LG	Rec	Yds	TD	LG
Ark-Pine Bluff		6	56	1	20	1	-1	0	0
Kent State	*	9	54	0	20	3	35	0	30
Oregon State	*	13	48	1	10	7	116	1	39
at Utah	*	11	43	0	12	2	71	0	73
at Houston		20	109	2	23	2	6	0	6
Kansas		9	48	0	15	0	0	0	0
at Arizona State		3	22	0	19	1	8	0	8
Oklahoma State	*	4	10	0	3	3	60	1	37
at Kansas State	*	17	135	1	41	2	5	0	6
BYU		13	77	0	43	2	32	0	25
UCF		7	45	0	23	4	30	0	14
at West Virginia		15	60	1	26	2	11	0	6
vs. BYU		15	80	0	23	1	-2	0	0
Totals		142	787	6	43	30	371	2	73

2024 GAME-BY-GAME									
Opponent	GS	Rush	Yds	TD	LG	Rec	Yds	TD	LG
Abilene Christian		DNP							
at Washington State		DNP							
North Texas		4	27	1	12	1	10	0	10
Arizona State		2	7	0	5	0	0	0	0
Cincinnati		DNP							
at Arizona		0	0	0	0	0	0	0	0
Baylor		0	0	0	0	2	22	1	18
at TCU		8	42	0	13	0	0	0	0
at Iowa State		1	1	0	1	1	2	0	2
Colorado		4	12	0	6	0	0	0	0
at Oklahoma State		2	4	0	3	0	0	0	0
West Virginia		5	20	0	11	2	30	0	18
vs. Arkansas	*	15	123	1	54	4	36	0	22
Totals		41	236	2	54	10	100	1	22



TEAM/INDIVIDUAL STATISTICS

Team Results

	Date	Opponent		Score	Att.
	08/30/2025	Ark.-Pine Bluff	W	67-7	60229
	09/06/2025	Kent St.	W	62-14	60229
	09/13/2025	Oregon St.	W	45-14	60229
*	09/20/2025	at Utah	W	34-10	52236
*	10/04/2025	at Houston	W	35-11	42806
*	10/11/2025	Kansas	W	42-17	60229
*	10/18/2025	at Arizona St.	L	22-26	54177
*	10/25/2025	Oklahoma St.	W	42-0	59625
*	11/01/2025	at Kansas St.	W	43-20	52111
*	11/08/2025	BYU	W	29-7	60229
*	11/15/2025	UCF	W	48-9	60229
*	11/29/2025	at West Virginia	W	49-0	44250
	12/06/2025	vs BYU	W	34-7	85519

Rushing

Player	gp	att	gain	loss	net	avg	td	lg	avg/g
Cameron Dickey	13	198	1121	26	1095	5.5	14	71	84.2
J'Koby Williams	13	142	808	21	787	5.5	6	43	60.5
Will Hammond	8	43	320	21	299	7.0	5	64	37.4
Adam Hill	8	45	248	8	240	5.3	0	36	30.0
Oliver Miles III	13	11	62	2	60	5.5	0	25	4.6
Reggie Virgil	13	2	35	0	35	17.5	2	30	2.7
Mitch Griffis	7	14	48	19	29	2.1	1	12	4.1
Terrance Carter Jr.	12	2	24	0	24	12.0	0	12	2.0
Lloyd Jones III	1	3	15	0	15	5.0	0	13	15.0
Jacob Rodriguez	13	2	3	0	3	1.5	2	2	0.2
Holden Phillips	1	1	3	0	3	3.0	0	3	3.0
Michael Henderson III	2	1	0	2	-2	-2.0	0	0	-1.0
Behren Morton	11	37	71	152	-81	-2.2	0	11	-7.4
Team	13	21	0	25	-25	-1.2	0	0	-1.9
Total	13	522	2758	276	2482	4.8	30	71	190.9
Opponents	13	387	1299	409	890	2.3	6	46	68.5

Passing

Player	gp	effic	comp-att-int	pct	yds	td	lg	avg/g
Behren Morton	11	162.5	201-300-4	67.0	2643	22	73	240.3
Will Hammond	8	131.4	69-109-3	63.3	680	7	38	85.0
Mitch Griffis	7	173.9	26-36-0	72.2	357	2	42	51.0
Lloyd Jones III	1	336.3	4-5-0	80.0	74	2	30	74.0
Jacob Rodriguez	13	-200.0	0-1-1	0.0	0	0	0	0.0
Holden Phillips	1	167.2	1-1-0	100.0	8	0	8	8.0
Team	13	0.0	0-2-0	0.0	0	0	0	0.0
Total	13	156.4	301-454-8	66.3	3762	33	73	289.4
Opponents	13	103.9	259-449-16	57.7	2417	11	64	185.9

Receiving

Player	gp	no.	yds	avg	td	lg	avg/g
Reggie Virgil	13	55	676	12.3	6	42	52.0
Caleb Douglas	13	54	846	15.7	7	61	65.1
Coy Eakin	13	47	626	13.3	6	42	48.2
Terrance Carter Jr.	12	46	552	12.0	5	50	46.0
J'Koby Williams	13	30	371	12.4	2	73	28.5
Cameron Dickey	13	24	216	9.0	2	69	16.6
Johncarlos Miller II	13	9	77	8.6	0	17	5.9
Micah Hudson	13	8	112	14.0	2	30	8.6
Bryson Jones	5	5	76	15.2	2	38	15.2
Tristian Gentry	7	4	45	11.3	0	21	6.4
Roy Alexander	3	3	31	10.3	0	15	10.3
TJ West	6	3	24	8.0	0	9	4.0
Kelby Valsin	13	3	35	11.7	0	18	2.7
Leyton Stone	10	3	42	14.0	1	19	4.2
Mitch Griffis	7	1	9	9.0	0	9	1.3
Haydon Wiginton	13	1	3	3.0	0	3	0.2
Price Morgan	2	1	12	12.0	0	12	6.0
Oliver Miles III	13	1	-7	-7.0	0	0	-0.5
Adam Hill	8	1	1	1.0	0	1	0.1
Tyson Turner	13	1	8	8.0	0	8	0.6
Michael Dever	3	1	7	7.0	0	7	2.3
Total	13	301	3762	12.5	33	73	289.4
Opponents	13	259	2417	9.3	11	64	185.9

Game Records

Record	Overall	Home	Away	Neutral
ALL GAMES	12-1	7-0	4-1	1-0
CONFERENCE	8-1	4-0	4-1	0-0
NON-CONFERENCE	4-0	3-0	0-0	1-0

Team Statistics

	TTU	OPP
First Downs	308	180
Rushing	142	68
Passing	152	92
Penalty	14	20
Rushing Yardage	2482	890
Rushing attempts	522	387
Average per rush	4.8	2.3
Average per game	190.9	68.5
TDs Rushing	30	6
Passing Yardage	3762	2417
Comp-Att-Int	301-454-8	259-449-16
Average per pass	8.3	5.4
Average per catch	12.5	9.3
Average per game	289.4	185.9
TDs Passing	33	11
Total offense	6244	3307
Average per play	6.4	4.0
Average per game	480.3	254.4
Kick returns: #-Yards	16-444	16-264
Punt returns: #-Yards	27-240	9-61
Int returns: #-Yards	16-206	8-26
Fumbles-Lost	15-6	32-15
Penalties-Yards	88-743	63-487
Punts-Avg	41-43.1	86-40.8
Time of possession / game	30:15	28:20
3rd-down conversion	103/204	60/195
4th-down conversion	11/19	10/34
PAT-attempts	(58-61) 95%	(15-15) 100%
2-point conversion-attempts	(4-6) 67%	(1-2) 50%

Interceptions

Player	no.	yds	avg	td	lg
Brice Pollock	5	6	1.2	0	6
Jacob Rodriguez	4	41	10.3	0	26
Ben Roberts	3	30	10.0	0	11
Amier Boyd	2	74	37.0	0	67
Skyler Gill-Howard	1	55	55.0	1	55
Brenden Jordan	1	0	0.0	0	0
Total	16	206	12.9	1	67
Opponents	8	26	3.3	0	25



INDIVIDUAL STATISTICS

Field Goals

Player	fg	pct.	01-19	20-29	30-39	40-49	50-59	lg	blk
Stone Harrington	22-27	81.5	0-0	10-10	3-3	6-10	3-4	58	0
Upton Bellenfant	6-6	100.0	0-0	5-5	1-1	0-0	0-0	33	0
Opponents	7-11	63.6	0-0	3-3	2-2	1-4	1-2	55	0

Scoring

Player	td	fg	PAT					dpx	saf	pts
			kick	rush	rcv	pass				
Stone Harrington	-	22-27	41-42	-	-	-	-	-	-	107
Cameron Dickey	16	-	-	1	-	-	-	-	-	98
J'Koby Williams	9	-	-	-	-	-	-	-	-	54
Reggie Virgil	8	-	-	-	-	-	-	-	-	48
Caleb Douglas	7	-	-	-	-	-	-	-	-	42
Coy Eakin	6	-	-	-	-	-	-	-	-	36
Terrance Carter Jr.	5	-	-	-	1	-	-	-	-	32
Upton Bellenfant	-	6-6	14-16	-	-	-	-	-	-	32
Will Hammond	5	-	-	1	-	-	-	-	-	32
Jacob Rodriguez	3	-	-	-	-	-	-	-	-	18
Micah Hudson	2	-	-	-	-	-	-	-	-	12
Bryson Jones	2	-	-	-	-	-	-	-	-	12
Mitch Griffis	1	-	-	-	-	-	-	-	-	6
Skyler Gill-Howard	1	-	-	-	-	-	-	-	-	6
John Curry	1	-	-	-	-	-	-	-	-	6
Leyton Stone	1	-	-	-	-	-	-	-	-	6
Ian Hershey	-	-	3-3	-	-	-	-	-	-	3
JohnCarlos Miller II	-	-	-	1	-	-	-	-	-	2
Total	67	28-33	58-61	3	1	1	0	0	552	
Opponents	17	7-11	15-15	0	1	1	0	1	142	

Score by Periods

Team	1st	2nd	3rd	4th	OT	TOT
Texas Tech	164	154	110	124	0	552
Opponents	20	36	21	65	0	142

Score by Game

Game 1, Aug. 30

UAPB	0	0	0	7	-	7
Texas Tech	23	24	14	6	-	67

Game 2, Sept. 6

Kent State	0	0	0	14	-	14
Texas Tech	21	27	7	7	-	62

Game 3, Sept. 13

Oregon State	0	0	0	14	-	14
Texas Tech	14	14	10	7	-	45

Game 4, Sept. 20

Texas Tech	7	3	0	24	-	34
Utah	0	3	0	7	-	10

Game 5, Oct. 4

Texas Tech	15	10	3	7	-	35
Houston	3	8	0	0	-	11

Game 6, Oct. 11

Kansas	0	17	0	0	-	17
Texas Tech	18	3	7	14	-	42

Game 7, Oct. 18

Texas Tech	0	7	0	15	-	22
Arizona State	3	6	7	10	-	26

Game 8, Oct. 25

Oklahoma State	0	0	0	0	-	0
Texas Tech	21	7	14	0	-	42

Game 9, Nov. 1

Texas Tech	0	12	17	14	-	43
Kansas State	7	0	7	6	-	20

Game 10, Nov. 8

BYU	0	0	0	7	-	7
Texas Tech	10	3	6	10	-	29

Game 11, Nov. 15

UCF	0	2	7	0	-	9
Texas Tech	14	24	10	0	-	48

Game 12, Nov. 29

Texas Tech	21	7	14	7	-	49
West Virginia	0	0	0	0	-	0

Game 13, Dec. 6

BYU	7	0	0	0	-	7
Texas Tech	0	13	8	13	-	34

Punting

Player	no.	yds	avg	lg	tb	fc	i20	50+	blk
Jack Burgess	40	1735	43.4	61	2	19	21	10	0
Team	1	32	32.0	0	0	0	0	0	1
Total	41	1767	43.1	61	2	19	21	10	1
Opponents	86	3507	40.8	69	5	24	22	19	5

Punt Returns

Player	no.	yds	avg	td	lg
Coy Eakin	8	121	15.1	0	36
Tristian Gentry	10	76	7.6	0	19
J'Koby Williams	3	27	9.0	0	16
Kelby Valsin	1	21	21.0	0	21
Mikal Harrison-Pilot	1	7	7.0	0	7
Oliver Miles III	1	0	0.0	0	0
Ashton Hampton	1	-3	-3.0	0	0
Total	27	240	8.9	0	36
Opponents	9	61	6.8	0	31

Kick Returns

Player	no.	yds	avg	td	lg
Micah Hudson	8	154	19.3	0	29
J'Koby Williams	4	207	51.8	1	99
Tristian Gentry	3	74	24.7	0	29
Cameron Dickey	1	9	9.0	0	9
Total	16	444	27.8	1	99
Opponents	16	264	16.5	0	25

All Purpose

Player	g	rush	rcv	pr	kr	ir	total	avg/g
J'Koby Williams	13	787	371	27	207	0	1392	107.1
Cameron Dickey	13	1095	216	0	9	0	1320	101.5
Caleb Douglas	13	0	846	0	0	0	846	65.1
Coy Eakin	13	0	626	121	0	0	747	57.5
Reggie Virgil	13	35	676	0	0	0	711	54.7
Terrance Carter Jr.	12	24	552	0	0	0	576	48.0
Will Hammond	8	299	0	0	0	0	299	37.4
Micah Hudson	13	0	112	0	154	0	266	20.5
Adam Hill	8	240	1	0	0	0	241	30.1
Tristian Gentry	7	0	45	76	74	0	195	27.9
JohnCarlos Miller II	13	0	77	0	0	0	77	5.9
Bryson Jones	5	0	76	0	0	0	76	15.2
Amier Boyd	12	0	0	0	0	74	74	6.2
Kelby Valsin	13	0	35	21	0	0	56	4.3
Skyler Gill-Howard	6	0	0	0	0	55	55	9.2
Oliver Miles III	13	60	-7	0	0	0	53	4.1
Jacob Rodriguez	13	3	0	0	0	41	44	3.4
Leyton Stone	10	0	42	0	0	0	42	4.2
Mitch Griffis	7	29	9	0	0	0	38	5.4
Ben Roberts	13	0	0	0	0	30	30	2.3
Roy Alexander	3	0	31	-2	0	0	29	9.7
TJ West	6	0	24	0	0	0	24	4.0
Lloyd Jones III	1	15	0	0	0	0	15	15.0
Price Morgan	2	0	12	0	0	0	12	6.0
Tyson Turner	13	0	8	0	0	0	8	0.6
Mikal Harrison-Pilot	13	0	0	7	0	0	7	0.5
Michael Dever	3	0	7	0	0	0	7	2.3
Brice Pollock	13	0	0	0	0	6	6	0.5
Haydon Wiginton	13	0	3	0	0	0	3	0.2
Holden Phillips	1	3	0	0	0	0	3	3.0
Michael Henderson III	2	-2	0	0	0	0	-2	-1.0
Ashton Hampton	12	0	0	-3	0	0	-3	-0.3
Behren Morton	11	-81	0	0	0	0	-81	-7.4
Total	13	2482	3762	240	444	206	7134	548.8
Opponents	13	890	2417	61	264	26	3658	281.4

Total Offense

Player	g	plays	rush	pass	total	avg/g
Behren Morton	11	337	-81	2643	2562	232.9
Cameron Dickey	13	198	1095	0	1095	84.2
Will Hammond	8	152	299	680	979	122.4
J'Koby Williams	13	142	787	0	787	60.5
Mitch Griffis	7	50	29	357	386	55.1
Adam Hill	8	45	240	0	240	30.0
Lloyd Jones III	1	8	15	74	89	89.0
Oliver Miles III	13	11	60	0	60	4.6
Reggie Virgil	13	2	35	0	35	2.7
Terrance Carter Jr.	12	2	24	0	24	2.0
Holden Phillips	1	2	3	8	11	11.0
Jacob Rodriguez	13	3	3	0	3	0.2
Michael Henderson III	2	1	-2	0	-2	-1.0
Total	13	976	2482	3762	6244	480.3
Opponents	13	836	890	2417	3307	254.4

TEXAS TECH GAME-BY-GAME STATS

Date	Opponent	Rushing				Receiving				Passing				Kick Returns				Punt Returns				tot
		no.	yds	td	lg	no.	yds	td	lg	cmp-att-int	yds	td	lg	no.	yds	td	lg	no.	yds	td	lg	off
08/30/2025	Ark.-Pine Bluff	29	294	3	64	25	314	6	41	25-32-0	314	6	41	2	54	0	29	4	-2	0	7	608
09/06/2025	Kent St.	42	230	3	36	27	371	4	50	27-38-0	371	4	50	1	12	0	12	3	34	0	19	601
09/13/2025	Oregon St.	40	121	2	16	27	478	4	61	27-41-2	478	4	61	2	36	0	20	1	13	0	13	599
09/20/2025	at Utah	37	173	2	32	25	311	2	73	25-35-2	311	2	73	0	0	0	0	1	0	0	0	484
10/04/2025	at Houston	50	207	2	23	28	345	1	69	28-40-0	345	1	69	2	38	0	24	1	30	0	30	552
10/11/2025	Kansas	40	372	4	71	14	133	1	26	14-28-1	133	1	26	0	0	0	0	3	53	0	36	505
10/18/2025	at Arizona St.	27	109	1	20	22	167	2	30	22-38-1	167	2	30	4	112	0	56	3	54	0	36	276
10/25/2025	Oklahoma St.	40	88	2	15	19	282	2	42	19-29-0	282	2	42	1	99	1	99	4	17	0	15	370
11/01/2025	at Kansas St.	44	187	2	41	21	249	2	42	21-32-1	249	2	42	2	43	0	22	2	2	0	2	436
11/08/2025	BYU	43	149	1	43	17	219	1	39	17-32-0	219	1	39	0	0	0	0	0	0	0	0	368
11/15/2025	UCF	35	205	5	30	27	294	1	40	27-36-0	294	1	40	1	29	0	29	1	16	0	16	499
11/29/2025	at West Virginia	54	188	2	26	29	384	5	50	29-40-1	384	5	50	1	21	0	21	3	17	0	12	572
12/06/2025	vs BYU	41	159	1	23	20	215	2	33	20-33-0	215	2	33	0	0	0	0	1	6	0	6	374
Texas Tech		522	2482	30	71	301	3762	33	73	301-454-8	3762	33	73	16	444	1	99	27	240	0	36	6244
Opponents		387	890	6	46	259	2417	11	64	259-449-16	2417	11	64	16	264	0	25	9	61	0	31	3307

Texas Tech Averages

Games	Avg/ rush	Avg/ catch	Pass eff	KR avg	PR avg	All purpose avg/game	Total offense avg/game
13	4.8	12.5	156.4	27.8	8.9	548.8	480.3

Date	Opponent	Tackles				Sacks no-yds	Fumble		Pass Defense			blkd kick	PAT attempts			off		
		ua	a	total	tfl-yds		ff	fr-yds	int-yds	qbh	brup		kick	rush	rcv	saf	t/o	pts
08/30/2025	Ark.-Pine Bluff	29	24	53	6.0-24	3-12	1	0-0	1-7	5	2	1	7-8	0	0	0	6	67
09/06/2025	Kent St.	26	36	62	7.0-18	3-14	1	1-0	1-55	13	4	2	8-8	0	0	0	10	62
09/13/2025	Oregon St.	27	40	67	5.0-31	3-26	0	0-0	2-0	12	5	0	6-6	0	0	0	10	45
09/20/2025	at Utah	38	30	68	4.0-16	1-10	2	2-0	2-0	0	3	0	4-4	0	0	0	10	34
10/04/2025	at Houston	32	16	48	6.0-26	2-17	1	1-0	2-26	7	6	0	2-2	0	0	0	10	35
10/11/2025	Kansas	43	46	89	13.0-110	9-92	3	1-0	0-0	1	5	0	4-4	1	0	0	8	42
10/18/2025	at Arizona St.	53	22	75	10.0-43	4-28	3	0-0	0-0	2	7	1	2-2	1	0	0	0	22
10/25/2025	Oklahoma St.	29	40	69	4.0-12	1-7	2	2-69	0-0	8	8	1	4-5	1	0	0	6	42
11/01/2025	at Kansas St.	41	0	41	12.0-36	2-10	3	3-10	2-16	4	5	0	4-5	0	0	0	20	43
11/08/2025	BYU	36	32	68	4.0-8	1-5	1	2-0	1-8	6	8	0	2-2	0	0	0	6	29
11/15/2025	UCF	40	28	68	8.0-28	4-16	1	1-0	1-7	1	1	0	6-6	0	0	0	7	48
11/29/2025	at West Virginia	27	22	49	9.0-24	4-17	1	0-0	2-67	1	3	0	7-7	0	0	0	7	49
12/06/2025	vs BYU	28	36	64	8.0-37	2-25	3	2-0	2-20	5	5	0	2-2	0	1	0	14	34
Texas Tech		449	372	821	96.0-413	39-279	22	15-79	16-206	65	62	5	58-61	3	1	0	114	552
Opponents		575	374	949	69.0-275	23-181	10	6-21	8-26	31	53	1	15-15	0	1	1	28	142

Date	Opponent	Punting									Field Goals			Kickoffs				
		no.	yds	avg	long	blkd	tb	fc	50+	i20	md-att	long	blkd	no.	yds	avg	tb	ob
08/30/2025	Ark.-Pine Bluff	0	0	0.0	0	0	0	0	0	0	2-2	31	0	12	775	64.6	9	0
09/06/2025	Kent St.	2	88	44.0	47	0	0	2	0	2	2-2	47	0	11	703	63.9	6	1
09/13/2025	Oregon St.	2	98	49.0	57	0	0	0	1	0	1-1	21	0	8	514	64.3	7	0
09/20/2025	at Utah	6	248	41.3	54	0	0	2	2	5	2-2	58	0	7	455	65.0	7	0
10/04/2025	at Houston	2	86	43.0	52	0	0	1	1	1	5-7	33	0	9	574	63.8	5	0
10/11/2025	Kansas	5	202	40.4	45	0	0	3	0	2	2-2	40	0	8	518	64.8	7	0
10/18/2025	at Arizona St.	6	272	45.3	52	1	0	2	2	1	0-0	0	0	4	260	65.0	4	0
10/25/2025	Oklahoma St.	3	123	41.0	56	0	0	2	1	2	0-1	0	0	7	434	62.0	4	0
11/01/2025	at Kansas St.	4	143	35.8	48	0	1	2	0	2	3-3	55	0	8	507	63.4	7	0
11/08/2025	BYU	5	264	52.8	61	0	1	1	3	2	5-5	47	0	8	520	65.0	6	0
11/15/2025	UCF	2	81	40.5	41	0	0	1	0	0	2-2	53	0	9	592	65.8	6	0
11/29/2025	at West Virginia	2	82	41.0	44	0	0	2	0	2	0-0	0	0	8	494	61.8	3	0
12/06/2025	vs BYU	2	80	40.0	45	0	0	1	0	2	4-6	44	0	8	520	65.0	7	0
Texas Tech		41	1767	43.1	61	1	2	19	10	21	28-33	58	0	107	6866	64.2	78	1
Opponents		86	3507	40.8	69	5	5	24	19	22	7-11	55	0	36	2198	61.1	18	0



OPPONENTS GAME-BY-GAME STATS

Date	Opponent	Rushing				Receiving				Passing				Kick Returns				Punt Returns				tot off
		no.	yds	td	lg	no.	yds	td	lg	cmp-att-int	yds	td	lg	no.	yds	td	lg	no.	yds	td	lg	
08/30/2025	Ark.-Pine Bluff	26	53	0	9	17	122	1	24	17-33-1	122	1	24	1	18	0	18	0	0	0	0	175
09/06/2025	Kent St.	34	63	1	14	11	165	1	38	11-25-1	165	1	38	3	46	0	18	0	0	0	0	228
09/13/2025	Oregon St.	22	8	0	7	25	281	2	56	25-46-2	281	2	56	1	17	0	17	0	0	0	0	289
09/20/2025	at Utah	31	101	1	8	25	162	0	44	25-38-2	162	0	44	0	0	0	0	1	-9	0	0	263
10/04/2025	at Houston	30	103	0	21	10	164	1	64	10-25-2	164	1	64	4	78	0	25	0	0	0	0	267
10/11/2025	Kansas	38	47	0	17	30	272	2	26	30-39-0	272	2	26	1	12	0	12	1	16	0	16	319
10/18/2025	at Arizona St.	36	75	1	22	28	319	1	49	28-47-0	319	1	49	0	0	0	0	2	34	0	31	394
10/25/2025	Oklahoma St.	32	95	0	12	14	87	0	15	14-31-0	87	0	15	1	14	0	14	1	7	0	7	182
11/01/2025	at Kansas St.	30	126	2	46	16	199	1	56	16-33-2	199	1	56	0	0	0	0	0	0	0	0	325
11/08/2025	BYU	27	67	0	12	23	188	1	21	23-38-1	188	1	21	2	36	0	21	3	6	0	5	255
11/15/2025	UCF	29	52	0	20	27	178	1	30	27-33-1	178	1	30	3	43	0	17	0	0	0	0	230
11/29/2025	at West Virginia	22	37	0	29	16	143	0	29	16-32-2	143	0	29	0	0	0	0	0	0	0	0	180
12/06/2025	vs BYU	30	63	1	13	17	137	0	22	17-29-2	137	0	22	0	0	0	0	1	7	0	7	200
Opponents		387	890	6	46	259	2417	11	64	259-449-16	2417	11	64	16	264	0	25	9	61	0	31	3307
Texas Tech		522	2482	30	71	301	3762	33	73	301-454-8	3762	33	73	16	444	1	99	27	240	0	36	6244

Opponents Averages

Games	Avg/ rush	Avg/ catch	Pass effc	KR avg	PR avg	All purpose avg/game	Total offense avg/game
13	2.3	9.3	103.9	16.5	6.8	281.4	254.4

Date	Opponent	Tackles				Sacks no-yds	Fumble		Pass Defense			blkd kick	PAT attempts			off		
		ua	a	total	tfl-yds		ff	fr-yds	int-yds	qbh	brup		kick	rush	rcv	saf	t/o	pts
08/30/2025	Ark.-Pine Bluff	44	4	48	2.0-2	0-0	1	0-0	0-0	1	0	0	1-1	0	0	0	0	7
09/06/2025	Kent St.	45	30	75	3.0-5	0-0	1	1-0	0-0	3	2	0	2-2	0	0	0	7	14
09/13/2025	Oregon St.	35	50	85	7.0-35	2-24	0	0-0	2-25	7	3	0	2-2	0	0	0	7	14
09/20/2025	at Utah	47	24	71	9.0-31	1-16	1	0-0	2-0	0	2	0	1-1	0	0	0	0	10
10/04/2025	at Houston	62	30	92	2.0-12	2-12	2	1-0	0-0	2	4	0	0-0	0	1	0	0	11
10/11/2025	Kansas	46	10	56	5.0-13	1-3	0	0-0	1-0	4	6	0	2-2	0	0	0	7	17
10/18/2025	at Arizona St.	33	36	69	4.0-16	2-13	0	0-0	1-1	4	9	1	2-2	0	0	0	7	26
10/25/2025	Oklahoma St.	37	34	71	6.0-24	3-14	1	2-16	0-0	1	4	0	0-0	0	0	0	0	0
11/01/2025	at Kansas St.	50	18	68	6.0-31	2-24	1	1-0	1-0	2	3	0	2-2	0	0	0	0	20
11/08/2025	BYU	39	36	75	6.0-49	4-46	0	0-0	0-0	2	5	0	1-1	0	0	0	0	7
11/15/2025	UCF	38	28	66	3.0-9	0-0	0	0-0	0-0	1	5	0	1-1	0	0	1	0	9
11/29/2025	at West Virginia	55	44	99	11.0-35	4-22	2	1-5	1-0	2	3	0	0-0	0	0	0	0	0
12/06/2025	vs BYU	44	30	74	5.0-13	2-7	1	0-0	0-0	2	7	0	1-1	0	0	0	0	7
Opponents		575	374	949	69.0-275	23-181	10	6-21	8-26	31	53	1	15-15	0	1	1	28	142
Texas Tech		449	372	821	96.0-413	39-279	22	15-79	16-206	65	62	5	58-61	3	1	0	114	552

Date	Opponent	Punting										Field Goals			Kickoffs			
		no.	yds	avg	long	blkd	tb	fc	50+	i20	md-att	long	blkd	no.	yds	avg	tb	ob
08/30/2025	Ark.-Pine Bluff	7	188	26.9	44	1	0	0	0	0	0-1	0	0	2	129	64.5	0	0
09/06/2025	Kent St.	8	315	39.4	55	2	0	1	1	2	0-0	0	0	3	185	61.7	2	0
09/13/2025	Oregon St.	7	268	38.3	58	0	1	0	2	1	0-1	0	0	3	195	65.0	1	0
09/20/2025	at Utah	7	313	44.7	58	0	0	4	3	3	1-1	32	0	2	130	65.0	2	0
10/04/2025	at Houston	5	212	42.4	50	0	0	4	1	2	1-1	24	0	3	191	63.7	1	0
10/11/2025	Kansas	9	390	43.3	50	0	1	3	1	2	1-1	55	0	3	195	65.0	3	0
10/18/2025	at Arizona St.	5	170	34.0	48	1	0	1	0	2	4-4	47	0	8	432	54.0	3	0
10/25/2025	Oklahoma St.	10	451	45.1	62	1	2	2	5	5	0-0	0	0	1	64	64.0	0	0
11/01/2025	at Kansas St.	4	167	41.8	50	0	0	2	1	1	0-0	0	0	4	254	63.5	2	0
11/08/2025	BYU	6	256	42.7	69	0	1	3	1	1	0-1	0	0	2	103	51.5	1	0
11/15/2025	UCF	6	271	45.2	54	0	0	2	2	2	0-0	0	0	2	130	65.0	1	0
11/29/2025	at West Virginia	8	345	43.1	53	0	0	1	2	1	0-0	0	0	1	60	60.0	0	0
12/06/2025	vs BYU	4	161	40.3	44	0	0	1	0	0	0-1	0	0	2	130	65.0	2	0
Opponents		86	3507	40.8	69	5	5	24	19	22	7-11	55	0	36	2198	61.1	18	0
Texas Tech		41	1767	43.1	61	1	2	19	10	21	28-33	58	0	107	6866	64.2	78	1

GAME-BY-GAME INDIVIDUAL STATS | OFFENSE

PASSING

#2 Behren Morton	Comp	Att	Int	Pct	Yards	TD	Long	Sacked	Effic.
Ark.-Pine Bluff	16	20	0	80.0	201	4	41	0-0	230.4
Kent St.	18	26	0	69.2	258	3	50	0-0	190.7
Oregon St.	23	35	1	65.7	464	4	61	2-24	209.1
Utah	12	19	2	63.2	142	0	73	1-16	104.9
Houston	28	40	0	70.0	345	1	69	2-12	150.7
Kansas	7	12	0	58.3	91	1	26	1-3	149.5
Kansas St.	21	32	1	65.6	249	2	42	2-24	145.4
BYU	17	32	0	53.1	219	1	39	4-46	120.9
UCF	14	19	0	73.7	149	1	40	0-0	156.9
West Virginia	25	32	0	78.1	310	3	50	3-16	190.4
BYU	20	33	0	60.6	215	2	33	2-7	135.3
Totals	201	300	4	67.0	2643	22	73	17-148	162.5

#10 Lloyd Jones III	Comp	Att	Int	Pct	Yards	TD	Long	Sacked	Effic.
West Virginia	4	5	0	80.0	74	2	30	0-0	336.3
Totals	4	5	0	80.0	74	2	30	0-0	336.3

#12 Mitch Griffis	Comp	Att	Int	Pct	Yards	TD	Long	Sacked	Effic.
Ark.-Pine Bluff	2	3	0	66.7	21	1	13	0-0	235.5
Kent St.	2	2	0	100.0	19	0	12	0-0	179.8
Oklahoma St.	9	13	0	69.2	172	1	42	2-10	205.8
UCF	13	17	0	76.5	145	0	32	0-0	148.1
West Virginia	0	1	0	0.0	0	0	0	1-6	0.0
Totals	26	36	0	72.2	357	2	42	3-16	173.9

#15 Will Hammond	Comp	Att	Int	Pct	Yards	TD	Long	Sacked	Effic.
Ark.-Pine Bluff	7	9	0	77.8	92	1	19	0-0	200.3
Kent St.	7	10	0	70.0	94	1	38	0-0	182.0
Oregon St.	4	6	1	66.7	14	0	9	0-0	52.9
Utah	13	16	0	81.3	169	2	33	0-0	211.2
Kansas	7	16	1	43.8	42	0	12	0-0	53.3
Arizona St.	22	37	1	59.5	167	2	30	2-13	109.8
Oklahoma St.	9	15	0	60.0	102	1	26	1-4	139.1
Totals	69	109	3	63.3	680	7	38	3-17	131.4

Rushing

Player	No-Yds/TD	UAPB	KentSt	OSU	Utah	UH	KU	ASU	OSU	KState	BYU	UCF	WVU	BYU
Cameron Dickey	198-1095/14	13-90/1	8-10/2	16-65/1	13-67/2	20-96/0	21-263/2	9-40/0	13-47/1	21-68/1	23-121/1	11-77/2	12-79/0	18-72/1
J'Koby Williams	142-787/6	6-56/1	9-54/0	13-48/1	11-43/0	20-109/2	9-48/0	3-22/0	4-10/0	17-135/1	13-77/0	7-45/0	15-60/1	15-80/0
Adam Hill	45-240/0	7-78/0	16-127/0	1-2/0	DNP	DNP	DNP	DNP	5-5/0	-	DNP	6-14/0	10-14/0	-
Will Hammond	43-299/5	1-64/1	3-27/1	3-17/0	8-61/0	1-1/0	8-61/2	15-47/1	4-21/0	DNP	DNP	DNP	DNP	DNP
Behren Morton	37--81/0	-	1-4/0	5--9/0	5-2/0	7-1/0	2-0/0	DNP	DNP	4--14/0	5--47/0	-	4--16/0	4--2/0
Mitch Griffis	14-29/1	1-8/0	2-13/0	DNP	DNP	DNP	DNP	DNP	7--7/1	-	DNP	2-10/0	2-5/0	-
Oliver Miles III	11-60/0	-	-	-	-	-	-	-	4-13/0	-	-	3-12/0	4-35/0	-
Lloyd Jones III	3-15/0	DNP	DNP	DNP	DNP	DNP	DNP	DNP	DNP	DNP	DNP	DNP	3-15/0	DNP
Reggie Virgil	2-35/2	-	-	-	-	-	-	-	-	-	-	2-35/2	-	-
Terrance Carter Jr.	2-24/0	-	-	-	-	-	-	-	DNP	-	-	1-12/0	-	1-12/0
Jacob Rodriguez	2-3/2	-	-	-	-	-	-	-	-	-	-	1-2/1	1-1/1	-
Holden Phillips	1-3/0	DNP	DNP	DNP	DNP	DNP	DNP	DNP	1-3/0	DNP	DNP	DNP	DNP	DNP
Michael Henderson III	1--2/0	-	1--2/0	DNP	DNP	DNP	DNP	DNP	DNP	DNP	DNP	DNP	DNP	DNP

GAME-BY-GAME INDIVIDUAL STATS | OFFENSE

Receiving

Player	No-Yds/TD	UAPB	KentSt	OSU	Utah	UH	KU	ASU	OSU	KState	BYU	UCF	WVU	BYU
Reggie Virgil	55-676/6	4-56/1	5-50/2	2-29/0	6-72/1	4-45/0	2-34/0	7-50/1	2-27/0	5-72/0	3-54/0	5-72/1	2-29/0	8-86/0
Caleb Douglas	54-846/7	3-44/0	2-37/0	2-77/1	4-68/0	7-114/0	6-55/0	4-19/0	5-98/1	8-82/2	2-12/1	5-90/0	5-127/2	1-23/0
Coy Eakin	47-626/6	3-47/1	3-59/1	5-123/1	3-31/0	10-81/0	-	5-66/1	5-48/0	1-5/0	4-52/0	2-20/0	3-28/0	3-66/2
Terrance Carter Jr.	46-552/5	3-42/2	1-50/0	6-102/1	7-49/1	3-26/0	3-28/1	-	DNP	4-81/0	4-41/0	2-13/0	10-98/0	3-22/0
J'Koby Williams	30-371/2	1--1/0	3-35/0	7-116/1	2-71/0	2-6/0	-	1-8/0	3-60/1	2-5/0	2-32/0	4-30/0	2-11/0	1--2/0
Cameron Dickey	24-216/2	-	2-10/0	1-7/0	3-20/0	1-69/1	3-16/0	2-4/0	1-7/0	1-4/0	1-24/0	2-18/0	3-17/1	4-20/0
Johncarlos Miller II	9-77/0	2-24/0	2-12/0	1-17/0	-	1-4/0	-	3-20/0	-	-	-	-	-	-
Micah Hudson	8-112/2	2-20/0	1-11/0	-	-	-	-	-	2-32/0	-	1-4/0	-	2-45/2	-
Bryson Jones	5-76/2	1-13/1	2-50/1	-	DNP	DNP	DNP	DNP	DNP	DNP	DNP	2-13/0	-	DNP
Tristian Gentry	4-45/0	-	-	1--3/0	-	DNP	DNP	DNP	-	DNP	DNP	2-33/0	1-15/0	DNP
Leyton Stone	3-42/1	2-28/1	-	-	-	-	-	-	-	-	DNP	DNP	1-14/0	DNP
Kelby Valsin	3-35/0	1-18/0	1-7/0	-	-	-	-	-	1-10/0	-	-	-	-	-
Roy Alexander	3-31/0	-	3-31/0	-	DNP	DNP	DNP	DNP	DNP	DNP	DNP	DNP	DNP	DNP
TJ West	3-24/0	2-15/0	-	1-9/0	-	-	-	DNP	DNP	DNP	DNP	DNP	DNP	DNP
Price Morgan	1-12/0	-	1-12/0	DNP	DNP	DNP	DNP	DNP	DNP	DNP	DNP	DNP	DNP	DNP
Mitch Griffis	1-9/0	-	-	DNP	DNP	DNP	DNP	DNP	-	-	DNP	1-9/0	-	-
Tyson Turner	1-8/0	1-8/0	-	-	-	-	-	-	-	-	-	-	-	-
Michael Dever	1-7/0	-	1-7/0	DNP	DNP	DNP	DNP	DNP	DNP	DNP	DNP	-	DNP	DNP
Haydon Wiginton	1-3/0	-	-	-	-	-	-	-	-	-	-	1-3/0	-	-
Adam Hill	1-1/0	-	-	1-1/0	DNP	DNP	DNP	DNP	-	-	DNP	-	-	-
Oliver Miles III	1--7/0	-	-	-	-	-	-	-	-	-	-	1--7/0	-	-

ALL-PURPOSE

Player	Total	UAPB	KentSt	OSU	Utah	UH	KU	ASU	OSU	KState	BYU	UCF	WVU	BYU
J'Koby Williams	1392	55	89	164	114	115	48	117	169	161	109	91	76	84
Cameron Dickey	1320	90	20	72	87	165	279	53	54	72	145	95	96	92
Caleb Douglas	846	44	37	77	68	114	55	19	98	82	12	90	127	23
Coy Eakin	747	47	59	123	31	111	53	102	48	7	52	20	28	66
Reggie Virgil	711	56	50	29	72	45	34	50	27	72	54	107	29	86
Terrance Carter Jr.	576	42	50	102	49	26	28	-	DNP	81	41	25	98	34
Will Hammond	299	64	27	17	61	1	61	47	21	DNP	DNP	DNP	DNP	DNP
Micah Hudson	266	49	23	16	-	38	-	16	32	22	4	-	66	-
Adam Hill	241	78	127	3	DNP	DNP	DNP	DNP	5	-	DNP	14	14	-
Tristian Gentry	195	25	34	30	-	DNP	DNP	DNP	17	DNP	DNP	62	27	DNP
Johncarlos Miller II	77	24	12	17	-	4	-	20	-	-	-	-	-	-
Bryson Jones	76	13	50	-	DNP	DNP	DNP	DNP	DNP	DNP	DNP	13	-	DNP
Amier Boyd	74	7	-	DNP	-	-	-	-	-	-	-	-	67	-
Kelby Valsin	56	18	7	-	-	-	-	21	10	-	-	-	-	-
Skyler Gill-Howard	55	-	55	-	-	-	-	DNP	DNP	DNP	DNP	DNP	DNP	DNP
Oliver Miles III	53	-	-	-	-	-	-	-	13	-	-	5	35	-
Jacob Rodriguez	44	-	-	-	-	26	-	-	-	-	8	9	1	-
Leyton Stone	42	28	-	-	-	-	-	-	-	-	DNP	DNP	14	DNP
Mitch Griffis	38	8	13	DNP	DNP	DNP	DNP	DNP	-7	-	DNP	19	5	-
Ben Roberts	30	-	-	-	-	-	-	-	-	10	-	-	-	20
Roy Alexander	29	-2	31	-	DNP	DNP	DNP	DNP	DNP	DNP	DNP	DNP	DNP	DNP
TJ West	24	15	-	9	-	-	-	DNP	DNP	DNP	DNP	DNP	DNP	DNP
Lloyd Jones III	15	DNP	DNP	DNP	DNP	DNP	DNP	DNP	DNP	DNP	DNP	DNP	15	DNP
Price Morgan	12	-	12	DNP	DNP	DNP	DNP	DNP	DNP	DNP	DNP	DNP	DNP	DNP
Tyson Turner	8	8	-	-	-	-	-	-	-	-	-	-	-	-
Mikal Harrison-Pilot	7	7	-	-	-	-	-	-	-	-	-	-	-	-
Michael Dever	7	-	7	DNP	DNP	DNP	DNP	DNP	DNP	DNP	DNP	-	DNP	DNP
Brice Pollock	6	-	-	-	-	-	-	-	-	6	-	-	-	-
Holden Phillips	3	DNP	DNP	DNP	DNP	DNP	DNP	DNP	3	DNP	DNP	DNP	DNP	DNP
Haydon Wiginton	3	-	-	-	-	-	-	-	-	-	-	3	-	-
Michael Henderson III	-2	-	-2	DNP	DNP	DNP	DNP	DNP	DNP	DNP	DNP	DNP	DNP	DNP
Ashton Hampton	-3	-	-	-	-	DNP	-	-3	-	-	-	-	-	-
Behren Morton	-81	-	4	-9	2	1	-	DNP	DNP	-14	-47	-	-16	-2

DEFENSIVE STATISTICS

Team Defense

			Tackles				Sacks	Pass defense			Fumbles		blkd	
##	Player	gp	ua	a	tot	tfl/yds	no-yds	int-yds	brup	qbh	fr-yds	ff	kick	saf
10	Jacob Rodriguez	13	61	56	117	11-26	1-9	4-41	6	1	2-69	7	.	.
13	Ben Roberts	13	36	38	74	3-6	.	3-30	6	3	1-0	2	.	.
5	Cole Wisniewski	13	34	38	72	5-10	1-3	.	6	.	1-0	2	.	.
6	John Curry	13	34	33	67	3.5-10	0.5-2	.	4	2	2-10	1	.	.
7	Brenden Jordan	13	31	19	50	1-2	.	1-0	1	.	.	1	.	.
14	Brice Pollock	13	28	18	46	4-17	.	5-6	7	1	1-0	.	.	.
31	David Bailey	13	27	16	43	17.5-129	13.5-121	.	1	13	1-0	3	.	.
33	Anthony Holmes Jr.	13	17	18	35	9-53	4.5-42	.	4	7	2-0	1	.	.
2	Lee Hunter	13	11	23	34	8.5-23	2.5-15	.	.	3	.	1	.	.
9	Romello Height	13	18	15	33	10.5-62	9-60	.	1	13	1-0	2	.	.
51	Jayden Cofield	13	8	16	24	3.5-9	0.5-2	.	.	.	1-0	.	.	.
20	Dontae Balfour	11	14	9	23	0.5-2	.	.	5
3	Bryce Ramirez	13	15	7	22	1-1	1-1	.	.	.	1-0	1	.	.
1	AJ McCarty	13	14	6	20	2-7	.	.	1	1	.	.	2	.
27	Amier Boyd	12	19	1	20	1-3	.	2-74	6
45	Brock Golwas	13	7	9	16	1
0	Skyler Gill-Howard	6	9	4	13	2.5-7	0.5-3	1-55	1	6
8	E'Maurion Banks	12	5	6	11	3-4	3-4	.	1	1	.	1	.	.
17	Peyton Morgan	12	5	6	11	0.5-1	.	.	3
11	Charles Esters III	11	3	7	10	3-4	.	.	2	2	1-0	.	.	.
18	Terrell Tilmon	12	7	1	8	2-12	1-10	.	.	6
24	Malik Esquerra	13	5	3	8	.	.	.	1
88	Amier Washington	11	2	5	7	1-2	.	.	.	1
94	Braylon Rigsby	13	4	2	6	2
16	Ashton Hampton	12	4	2	6	.	.	.	2	.	1-0	.	.	.
34	Trent Low	13	4	1	5
40	Wesley Smith	13	4	1	5
28	Oliver Miles III	13	1	4	5	2	.
4	Maurion Horn	7	3	1	4	.	.	.	3
46	Tanner Allen	5	3	.	3	1-1
23	Tarrion Grant	5	3	.	3	.	.	.	1
35	Gage Elder	13	2	.	2
85	Dylan Spencer	3	2	.	2
90	Ansel Nedore	13	1	1	2	1-7	1-7	.	.	1
32	Cheta Ofili	9	1	1	2	1-15	.	.	.	1
29	Chief Collins	12	1	.	1
1	Reggie Virgil	13	.	1	1
72	Sheridan Wilson	13	1	.	1
12	Marquez Stevenson	11	1	.	1
74	Daniel Sill	13	1	.	1
48	Stone Harrington	13	1	.	1
15	Will Hammond	8	.	1	1
50	Eddy Smith	3	.	1	1
70	Jacob Ponton	13	1	.	1
92	Kasen Long	2	.	1	1
97	Charles Anderson Jr.	4	.	1	1
17	Leyton Stone	10	1	.	1
Totals		13	449	372	821	96-413	39-279	16-206	62	65	15-79	22	5	0
Opponents		13	575	374	949	69-275	23-181	8-26	53	31	6-21	10	1	1



GAME-BY-GAME INDIVIDUAL STATS | DEFENSE

Total Tackles

Player	S-A	Total	UAPB	KentSt	OSU	Utah	UH	KU	ASU	OSU	KState	BYU	UCF	WVU	BYU
Jacob Rodriguez	61-56	117	3-0	3-4	0-7	5-6	5-3	6-8	7-5	6-4	5-0	9-5	6-3	2-2	4-9
Ben Roberts	36-38	74	1-3	2-4	1-3	2-4	4-2	5-2	9-4	2-3	3-0	1-5	3-2	1-3	2-3
Cole Wisniewski	34-38	72	1-0	0-2	1-7	2-6	2-2	1-4	5-1	3-4	6-0	5-5	5-2	1-2	2-3
John Curry	34-33	67	1-2	0-5	2-5	4-3	4-1	4-2	2-2	2-0	6-0	4-3	0-4	0-1	5-5
Brenden Jordan	31-19	50	0-1	0-1	3-2	4-3	-	4-2	6-0	2-1	3-0	3-2	1-4	2-2	3-1
Brice Pollock	28-18	46	-	0-2	2-4	4-2	0-1	2-4	4-1	1-0	5-0	2-0	3-1	2-1	3-2
David Bailey	27-16	43	0-2	1-0	1-1	3-0	3-1	3-3	3-2	1-2	1-0	3-1	2-1	4-0	2-3
Anthony Holmes Jr.	17-18	35	2-1	2-3	1-2	1-2	1-0	2-2	2-2	0-2	1-0	1-3	1-0	1-0	2-1
Lee Hunter	11-23	34	0-1	0-2	0-5	1-1	0-3	0-2	3-1	0-3	1-0	1-1	2-1	2-0	1-3
Romello Height	18-15	33	0-1	2-0	3-1	1-0	1-0	2-4	1-3	1-0	2-0	2-2	1-3	2-0	0-1
Jayden Cofield	8-16	24	1-2	0-1	2-1	-	1-1	1-2	-	0-5	-	-	2-1	1-2	0-1
Dontae Balfour	14-9	23	DNP	1-1	2-1	3-2	1-1	1-1	3-0	1-1	-	-	0-1	2-1	DNP
Bryce Ramirez	15-7	22	3-1	0-1	1-0	-	1-0	1-3	1-0	2-1	2-0	0-1	2-0	1-0	1-0
Amier Boyd	19-1	20	3-0	1-0	DNP	1-0	2-0	2-0	4-0	1-0	2-0	1-0	1-0	1-0	0-1
AJ McCarty	14-6	20	1-1	2-1	1-0	-	4-0	2-1	-	1-2	-	-	2-0	1-1	-
Brock Golwas	7-9	16	0-1	0-2	-	1-0	-	1-2	-	0-1	-	2-0	-	-	3-3
Skyler Gill-Howard	9-4	13	1-1	3-1	0-1	3-0	2-1	-	DNP	DNP	DNP	DNP	DNP	DNP	DNP
E'Maurion Banks	5-6	11	1-0	0-2	-	DNP	-	0-1	0-1	0-1	-	-	2-1	2-0	-
Peyton Morgan	5-6	11	1-1	-	1-0	-	-	1-0	-	1-3	-	-	1-0	0-2	DNP
Charles Esters III	3-7	10	1-1	DNP	DNP	-	-	0-2	-	0-1	1-0	-	0-1	1-2	-
Terrell Tilmon	7-1	8	DNP	-	-	2-0	-	1-0	2-0	-	-	-	2-0	0-1	-
Malik Esquerra	5-3	8	1-0	-	2-0	-	-	-	-	0-2	-	-	2-1	-	-
Amier Washington	2-5	7	1-2	-	-	DNP	-	0-1	DNP	0-2	1-0	-	-	-	-
Ashton Hampton	4-2	6	-	1-0	1-0	1-1	DNP	-	-	-	-	1-0	-	0-1	-
Braylon Rigsby	4-2	6	1-0	-	-	-	-	-	-	2-0	1-0	0-2	-	-	-
Trent Low	4-1	5	1-0	1-0	-	-	1-0	-	-	1-0	-	-	0-1	-	-
Wesley Smith	4-1	5	3-1	1-0	-	-	-	-	-	-	-	-	-	-	-

Fumbles Forced

Player	Number	UAPB	KentSt	OSU	Utah	UH	KU	ASU	OSU	KState	BYU	UCF	WVU	BYU
Jacob Rodriguez	7	-	1	-	1	-	-	2	1	2	-	-	-	-
David Bailey	3	-	-	-	-	1	1	-	-	-	-	-	-	1
Cole Wisniewski	2	1	-	-	-	-	-	-	1	-	-	-	-	-
Romello Height	2	-	-	-	-	-	-	1	-	1	-	-	-	-
Ben Roberts	2	-	-	-	1	-	1	-	-	-	-	-	-	-
Lee Hunter	1	-	-	-	-	-	-	-	-	-	1	-	-	-
Bryce Ramirez	1	-	-	-	-	-	-	-	-	-	-	1	-	-
John Curry	1	-	-	-	-	-	-	-	-	-	-	-	-	1
Brenden Jordan	1	-	-	-	-	-	1	-	-	-	-	-	-	-
E'Maurion Banks	1	-	-	-	DNP	-	-	-	-	-	-	-	1	-
Anthony Holmes Jr.	1	-	-	-	-	-	-	-	-	-	-	-	-	1

Fumbles Recovered

Player	Number	UAPB	KentSt	OSU	Utah	UH	KU	ASU	OSU	KState	BYU	UCF	WVU	BYU
John Curry	2	-	-	-	1	-	-	-	-	1	-	-	-	-
Jacob Rodriguez	2	-	-	-	-	-	-	-	1	-	1	-	-	-
Anthony Holmes Jr.	2	-	1	-	1	-	-	-	-	-	-	-	-	-
Bryce Ramirez	1	-	-	-	-	-	-	-	-	-	-	1	-	-
Cole Wisniewski	1	-	-	-	-	-	-	-	-	1	-	-	-	-
Romello Height	1	-	-	-	-	-	-	-	-	-	-	-	-	1
Charles Esters III	1	-	DNP	DNP	-	-	-	-	1	-	-	-	-	-
Ben Roberts	1	-	-	-	-	1	-	-	-	-	-	-	-	-
Brice Pollock	1	-	-	-	-	-	-	-	-	1	-	-	-	-
Ashton Hampton	1	-	-	-	-	DNP	-	-	-	-	1	-	-	-
David Bailey	1	-	-	-	-	-	1	-	-	-	-	-	-	-
Jayden Cofield	1	-	-	-	-	-	-	-	-	-	-	-	-	1

GAME-BY-GAME INDIVIDUAL STATS | DEFENSE

TACKLES FOR LOSS

Player	UA-A	Total	UAPB	KentSt	OSU	Utah	UH	KU	ASU	OSU	KState	BYU	UCF	WVU	BYU
David Bailey	15-5	17.5	0.5-3	1.0-7	1.0-15	1.0-10	3.0-21	3.0-36	3.0-13	0.5-1	1.0-7	1.0-1	1.0-7	-	1.5-8
Jacob Rodriguez	8-6	11.0	-	1.0-1	0.5-1	0.5-0	2.0-4	1.5-10	1.0-2	1.0-1	1.0-3	1.0-1	-	0.5-2	1.0-1
Romello Height	8-5	10.5	0.5-3	1.0-6	1.0-8	-	-	2.0-18	0.5-4	-	1.0-3	1.0-1	1.0-4	2.0-14	0.5-1
Anthony Holmes Jr.	6-6	9.0	-	2.0-2	-	-	-	2.5-19	1.5-10	1.0-1	1.0-3	-	-	-	1.0-18
Lee Hunter	7-3	8.5	0.5-2	-	0.5-1	-	-	0.5-0	1.0-8	-	1.0-1	1.0-5	1.0-3	2.0-2	1.0-1
Cole Wisniewski	4-2	5.0	-	0.5-0	1.5-4	-	-	-	1.0-3	-	2.0-3	-	-	-	-
Brice Pollock	3-2	4.0	-	-	-	0.5-1	-	-	-	-	2.0-9	-	-	0.5-1	1.0-6
John Curry	2-3	3.5	1.0-6	-	-	-	-	-	1.0-2	-	-	-	0.5-2	-	1.0-0
Jayden Cofield	2-3	3.5	-	0.5-1	-	-	1.0-1	-	-	0.5-2	-	-	1.5-5	-	-
E'Maurion Banks	3-0	3.0	-	-	-	DNP	-	-	-	-	-	-	1.0-1	2.0-3	-
Ben Roberts	3-0	3.0	-	-	-	-	-	-	1.0-1	-	1.0-2	-	1.0-3	-	-
Charles Esters III	2-2	3.0	1.0-2	DNP	DNP	-	-	0.5-1	-	-	-	-	-	1.5-1	-
Skyler Gill-Howard	2-1	2.5	0.5-3	1.0-1	-	1.0-3	-	-	DNP	DNP	DNP	DNP	DNP	DNP	DNP
AJ McCarty	2-0	2.0	1.0-4	-	-	-	-	-	-	-	-	-	1.0-3	-	-
Terrell Tilmon	2-0	2.0	DNP	-	-	1.0-2	-	1.0-10	-	-	-	-	-	-	-
Bryce Ramirez	1-0	1.0	1.0-1	-	-	-	-	-	-	-	-	-	-	-	-
Brenden Jordan	1-0	1.0	-	-	-	-	-	-	-	-	-	-	-	-	1.0-2
Amier Boyd	1-0	1.0	-	-	DNP	-	-	-	-	-	1.0-3	-	-	-	-
Cheta Ofili	1-0	1.0	-	-	-	-	-	1.0-15	DNP	-	-	DNP	DNP	-	DNP
Tanner Allen	1-0	1.0	-	-	-	DNP	DNP	1.0-1	DNP	DNP	DNP	DNP	DNP	-	DNP
Amier Washington	1-0	1.0	-	-	-	DNP	-	-	DNP	-	1.0-2	-	-	-	-
Ansel Nedore	1-0	1.0	-	-	-	-	-	-	-	1.0-7	-	-	-	-	-
Peyton Morgan	0-1	0.5	-	-	-	-	-	-	-	-	-	-	-	0.5-1	DNP
Dontae Balfour	0-1	0.5	DNP	-	0.5-2	-	-	-	-	-	-	-	-	-	DNP

SACKS

Player	UA-A	Total	UAPB	KentSt	OSU	Utah	UH	KU	ASU	OSU	KState	BYU	UCF	WVU	BYU
David Bailey	12-3	13.5	0.5-3	1-7	1-15	1-10	2-17	3-36	2-12	-	1-7	-	1-7	-	1-7
Romello Height	7-4	9	0.5-3	1-6	1-8	-	-	2-18	0.5-4	-	1-3	-	1-4	2-14	-
Anthony Holmes Jr.	4-1	4.5	-	1-1	-	-	-	2-19	0.5-4	-	-	-	-	-	1-18
E'Maurion Banks	3-0	3	-	-	-	DNP	-	-	-	-	-	-	1-1	2-3	-
Lee Hunter	2-1	2.5	0.5-2	-	-	-	-	-	1-8	-	-	1-5	-	-	-
Bryce Ramirez	1-0	1	1-1	-	-	-	-	-	-	-	-	-	-	-	-
Cole Wisniewski	1-0	1	-	-	1-3	-	-	-	-	-	-	-	-	-	-
Jacob Rodriguez	1-0	1	-	-	-	-	-	1-9	-	-	-	-	-	-	-
Terrell Tilmon	1-0	1	DNP	-	-	-	-	1-10	-	-	-	-	-	-	-
Ansel Nedore	1-0	1	-	-	-	-	-	-	-	1-7	-	-	-	-	-
Skyler Gill-Howard	0-1	0.5	0.5-3	-	-	-	-	-	DNP	DNP	DNP	DNP	DNP	DNP	DNP
John Curry	0-1	0.5	-	-	-	-	-	-	-	-	-	-	0.5-2	-	-
Jayden Cofield	0-1	0.5	-	-	-	-	-	-	-	-	-	-	0.5-2	-	-

MISCELLANEOUS STATISTICS

TEAM COMPARISON

Opponent	Score	First Downs				Rushing Number-Yards	Passing		Total Offense Plays-Yards	Return Yards	Turn- Overs
		Total	Rush	Pass	Pen		Comp-Att-Int	Yards			
Ark.-Pine Bluff	67-7	33 / 11	13 / 3	18 / 6	2 / 2	29-294 / 26-53	25-32-0 / 17-33-1	314 / 122	61-608 / 59-175	59 / 18	0 / 1
Kent St.	62-14	27 / 10	13 / 4	13 / 6	1 / 0	42-230 / 34-63	27-38-0 / 11-25-1	371 / 165	80-601 / 59-228	101 / 46	1 / 2
Oregon St.	45-14	30 / 17	11 / 3	18 / 12	1 / 2	40-121 / 22-8	27-41-2 / 25-46-2	478 / 281	81-599 / 68-289	49 / 42	2 / 2
Utah	34-10	20 / 16	7 / 6	13 / 6	0 / 4	37-173 / 31-101	25-35-2 / 25-38-2	311 / 162	72-484 / 69-263	0 / -9	2 / 4
Houston	35-11	27 / 12	16 / 7	11 / 3	0 / 2	50-207 / 30-103	28-40-0 / 10-25-2	345 / 164	90-552 / 55-267	94 / 78	1 / 3
Kansas	42-17	22 / 23	16 / 7	6 / 13	0 / 3	40-372 / 38-47	14-28-1 / 30-39-0	133 / 272	68-505 / 77-319	53 / 28	1 / 1
Arizona St.	22-26	16 / 21	8 / 7	7 / 11	1 / 3	27-109 / 36-75	22-38-1 / 28-47-0	167 / 319	65-276 / 83-394	166 / 35	1 / 0
Oklahoma St.	42-0	21 / 9	6 / 3	11 / 6	4 / 0	40-88 / 32-95	19-29-0 / 14-31-0	282 / 87	69-370 / 63-182	185 / 37	2 / 2
Kansas St.	43-20	18 / 11	9 / 8	8 / 3	1 / 0	44-187 / 30-126	21-32-1 / 16-33-2	249 / 199	76-436 / 63-325	71 / 0	2 / 5
BYU	29-7	17 / 14	9 / 4	8 / 9	0 / 1	43-149 / 27-67	17-32-0 / 23-38-1	219 / 188	75-368 / 65-255	8 / 42	0 / 3
UCF	48-9	26 / 13	13 / 5	13 / 7	0 / 1	35-205 / 29-52	27-36-0 / 27-33-1	294 / 178	71-499 / 62-230	52 / 43	0 / 2
West Virginia	49-0	32 / 9	10 / 2	19 / 6	3 / 1	54-188 / 22-37	29-40-1 / 16-32-2	384 / 143	94-572 / 54-180	105 / 5	2 / 2
BYU	34-7	19 / 14	11 / 9	7 / 4	1 / 1	41-159 / 30-63	20-33-0 / 17-29-2	215 / 137	74-374 / 59-200	26 / 7	0 / 4
Totals	552-142	308 / 180	142 / 68	152 / 92	14 / 20	522-2482 / 387-890	301-454-8 / 259-449-16	3762 / 2417	976-6244 / 836-3307	969 / 372	14 / 31

Opponents	3rd Down Conversion	4th Down Conversion	Time of Possession	TOP Margin	Avg Yds/Rush	Avg Yds/Pass	Avg Yds/Play	Punting Number-Avg	Penalties Number-Yards	Sacks
Ark.-Pine Bluff	5-8 / 4-14	1-1 / 1-2	20:22 / 25:38	-05:16	10.1 / 2.0	9.8 / 3.7	10.0 / 3.0	0-0.0 / 7-26.9	7-60.0 / 4-31.0	3 / 0
Kent St.	6-13 / 2-14	1-2 / 1-3	30:03 / 29:57	00:06	5.5 / 1.9	9.8 / 6.6	7.5 / 3.9	2-44.0 / 8-39.4	7-60.0 / 4-36.0	3 / 0
Oregon St.	9-15 / 7-17	0-1 / 2-2	31:00 / 24:39	06:21	3.0 / 0.4	11.7 / 6.1	7.4 / 4.3	2-49.0 / 7-38.3	9-75.0 / 4-23.0	3 / 2
Utah	9-17 / 4-14	0-0 / 0-2	32:15 / 27:45	04:30	4.7 / 3.3	8.9 / 4.3	6.7 / 3.8	6-41.3 / 7-44.7	14-122.0 / 2-10.0	1 / 1
Houston	9-18 / 1-12	1-1 / 2-5	37:58 / 22:02	15:56	4.1 / 3.4	8.6 / 6.6	6.1 / 4.9	2-43.0 / 5-42.4	8-65.0 / 5-55.0	2 / 2
Kansas	6-14 / 6-17	0-0 / 1-2	23:48 / 36:12	-12:24	9.3 / 1.2	4.8 / 7.0	7.4 / 4.1	5-40.4 / 9-43.3	7-77.0 / 6-45.0	9 / 1
Arizona St.	6-16 / 9-21	1-3 / 1-2	22:48 / 37:12	-14:24	4.0 / 2.1	4.4 / 6.8	4.2 / 4.7	6-45.3 / 5-34.0	5-39.0 / 6-37.0	4 / 2
Oklahoma St.	9-16 / 5-17	0-1 / 0-2	31:16 / 28:44	02:32	2.2 / 3.0	9.7 / 2.8	5.4 / 2.9	3-41.0 / 10-45.1	1-9.0 / 6-48.0	1 / 3
Kansas St.	7-17 / 7-15	2-3 / 0-4	33:24 / 26:36	06:48	4.3 / 4.2	7.8 / 6.0	5.7 / 5.2	4-35.8 / 4-41.8	4-21.0 / 3-20.0	2 / 2
BYU	7-18 / 3-14	0-1 / 1-3	29:25 / 30:35	-01:10	3.5 / 2.5	6.8 / 4.9	4.9 / 3.9	5-52.8 / 6-42.7	6-50.0 / 5-37.0	1 / 4
UCF	8-12 / 4-13	1-1 / 1-3	29:07 / 30:53	-01:46	5.9 / 1.8	8.2 / 5.4	7.0 / 3.7	2-40.5 / 6-45.2	9-76.0 / 7-45.0	4 / 0
West Virginia	14-21 / 2-13	3-3 / 0-2	40:00 / 20:00	20:00	3.5 / 1.7	9.6 / 4.5	6.1 / 3.3	2-41.0 / 8-43.1	6-54.0 / 7-70.0	4 / 4
BYU	8-19 / 6-14	1-2 / 0-2	31:54 / 28:06	03:48	3.9 / 2.1	6.5 / 4.7	5.1 / 3.4	2-40.0 / 4-40.3	5-35.0 / 4-30.0	2 / 2
Totals	103-204 / 60-195	11-19 / 10-34	393:20 / 368:19	25:01	4.8 / 2.3	8.3 / 5.4	6.4 / 4.0	41-43.1 / 86-40.8	88-743.0 / 63-487.0	39 / 23

3rd-Down Conversions

Date	Opponent	Score	Overall	1st Qtr	2nd Qtr	3rd Qtr	4th Qtr	Overtime
08/30/2025	Ark.-Pine Bluff	W 67-7	5-8 62.5	2-4 50.0	2-3 66.7	0-0 0.0	1-1 100.0	0-0 0.0
09/06/2025	Kent St.	W 62-14	6-13 46.2	2-3 66.7	2-5 40.0	1-3 33.3	1-2 50.0	0-0 0.0
09/13/2025	Oregon St.	W 45-14	9-15 60.0	2-3 66.7	3-5 60.0	3-4 75.0	1-3 33.3	0-0 0.0
09/20/2025	at Utah	W 34-10	9-17 52.9	2-3 66.7	2-5 40.0	2-5 40.0	3-4 75.0	0-0 0.0
10/04/2025	at Houston	W 35-11	9-18 50.0	2-6 33.3	3-5 60.0	1-4 25.0	3-3 100.0	0-0 0.0
10/11/2025	Kansas	W 42-17	6-14 42.9	1-2 50.0	3-7 42.9	2-4 50.0	0-1 0.0	0-0 0.0
10/18/2025	at Arizona St.	L 22-26	6-16 37.5	0-4 0.0	2-5 40.0	0-2 0.0	4-5 80.0	0-0 0.0
10/25/2025	Oklahoma St.	W 42-0	9-16 56.3	3-4 75.0	1-4 25.0	4-4 100.0	1-4 25.0	0-0 0.0
11/01/2025	at Kansas St.	W 43-20	7-17 41.2	2-6 33.3	3-5 60.0	1-3 33.3	1-3 33.3	0-0 0.0
11/08/2025	BYU	W 29-7	7-18 38.9	2-4 50.0	2-5 40.0	2-5 40.0	1-4 25.0	0-0 0.0
11/15/2025	UCF	W 48-9	8-12 66.7	2-4 50.0	1-1 100.0	1-2 50.0	4-5 80.0	0-0 0.0
11/29/2025	at West Virginia	W 49-0	14-21 66.7	6-7 85.7	3-5 60.0	1-3 33.3	4-6 66.7	0-0 0.0
12/06/2025	vs BYU	W 34-7	8-19 42.1	3-5 60.0	4-6 66.7	1-3 33.3	0-5 0.0	0-0 0.0
Texas Tech			103-204 50.5	29-55 52.7	31-61 50.8	19-42 45.2	24-46 52.2	0-0 0.0
Opponents			60-195 30.8	13-46 28.3	15-55 27.3	22-52 42.3	10-42 23.8	0-0 0.0

4th-Down Conversions

Date	Opponent	Score	Overall	1st Qtr	2nd Qtr	3rd Qtr	4th Qtr	Overtime
08/30/2025	Ark.-Pine Bluff	W 67-7	1-1 100.0	1-1 100.0	0-0 0.0	0-0 0.0	0-0 0.0	0-0 0.0
09/06/2025	Kent St.	W 62-14	1-2 50.0	0-0 0.0	1-1 100.0	0-1 0.0	0-0 0.0	0-0 0.0
09/13/2025	Oregon St.	W 45-14	0-1 0.0	0-1 0.0	0-0 0.0	0-0 0.0	0-0 0.0	0-0 0.0
09/20/2025	at Utah	W 34-10	0-0 0.0	0-0 0.0	0-0 0.0	0-0 0.0	0-0 0.0	0-0 0.0
10/04/2025	at Houston	W 35-11	1-1 100.0	1-1 100.0	0-0 0.0	0-0 0.0	0-0 0.0	0-0 0.0
10/11/2025	Kansas	W 42-17	0-0 0.0	0-0 0.0	0-0 0.0	0-0 0.0	0-0 0.0	0-0 0.0
10/18/2025	at Arizona St.	L 22-26	1-3 33.3	0-0 0.0	1-2 50.0	0-0 0.0	0-1 0.0	0-0 0.0
10/25/2025	Oklahoma St.	W 42-0	0-1 0.0	0-0 0.0	0-1 0.0	0-0 0.0	0-0 0.0	0-0 0.0
11/01/2025	at Kansas St.	W 43-20	2-3 66.7	0-1 0.0	1-1 100.0	1-1 100.0	0-0 0.0	0-0 0.0
11/08/2025	BYU	W 29-7	0-1 0.0	0-0 0.0	0-1 0.0	0-0 0.0	0-0 0.0	0-0 0.0
11/15/2025	UCF	W 48-9	1-1 100.0	1-1 100.0	0-0 0.0	0-0 0.0	0-0 0.0	0-0 0.0
11/29/2025	at West Virginia	W 49-0	3-3 100.0	1-1 100.0	1-1 100.0	1-1 100.0	0-0 0.0	0-0 0.0
12/06/2025	vs BYU	W 34-7	1-2 50.0	0-0 0.0	0-0 0.0	0-1 0.0	1-1 100.0	0-0 0.0
Texas Tech			11-19 57.9	4-6 66.7	4-7 57.1	2-4 50.0	1-2 50.0	0-0 0.0
Opponents			10-34 29.4	0-4 0.0	4-11 36.4	0-2 0.0	6-17 35.3	0-0 0.0

TEXAS TECH GAME HIGHS

Texas Tech - Game Highs

RUSHES	54	at West Virginia (11/29/2025)
YARDS RUSHING	372	Kansas (10/11/2025)
YARDS PER RUSH	10.1	Ark.-Pine Bluff (08/30/2025)
TD RUSHES	5	UCF (11/15/2025)
PASS ATTEMPTS	41	Oregon St. (09/13/2025)
PASS COMPLETIONS	29	at West Virginia (11/29/2025)
YARDS PASSING	478	Oregon St. (09/13/2025)
YARDS PER PASS	11.7	Oregon St. (09/13/2025)
TD PASSES	6	Ark.-Pine Bluff (08/30/2025)
TOTAL PLAYS	94	at West Virginia (11/29/2025)
TOTAL OFFENSE	608	Ark.-Pine Bluff (08/30/2025)
YARDS PER PLAY	10.0	Ark.-Pine Bluff (08/30/2025)
POINTS	67	Ark.-Pine Bluff (08/30/2025)
SACKS BY	9	Kansas (10/11/2025)
FIRST DOWNS	33	Ark.-Pine Bluff (08/30/2025)
PENALTIES	14	at Utah (09/20/2025)
PENALTY YARDS	122	at Utah (09/20/2025)
PUNTS	6	at Arizona St. (10/18/2025)
	6	at Utah (09/20/2025)
PUNTING AVG	52.8	BYU (11/08/2025)
LONG PUNT	61	BYU (11/08/2025)
PUNTS INSIDE 20	5	at Utah (09/20/2025)
LONG PUNT RETURN	36	at Arizona St. (10/18/2025)
	36	Kansas (10/11/2025)

Texas Tech - Individual Game Highs

RUSHES	23	Cameron Dickey vs BYU (11/08/2025)
YARDS RUSHING	263	Cameron Dickey vs Kansas (10/11/2025)
TD RUSHES	2	Reggie Virgil vs UCF (11/15/2025)
	2	Cameron Dickey vs UCF (11/15/2025)
	2	Will Hammond vs Kansas (10/11/2025)
	2	Cameron Dickey vs Kansas (10/11/2025)
	2	J'Koby Williams at Houston (10/04/2025)
	2	Cameron Dickey at Utah (09/20/2025)
	2	Cameron Dickey vs Kent St. (09/06/2025)
LONG RUSH	71	Cameron Dickey vs Kansas (10/11/2025)
PASS ATTEMPTS	40	Behren Morton at Houston (10/04/2025)
PASS COMPLETIONS	28	Behren Morton at Houston (10/04/2025)
YARDS PASSING	464	Behren Morton vs Oregon St. (09/13/2025)
TD PASSES	4	Behren Morton vs Oregon St. (09/13/2025)
	4	Behren Morton vs Ark.-Pine Bluff (08/30/2025)
LONG PASS	73	Behren Morton at Utah (09/20/2025)
RECEPTIONS	10	Terrance Carter Jr. at West Virginia (11/29/2025)
	10	Coy Eakin at Houston (10/04/2025)
YARDS RECEIVING	127	Caleb Douglas at West Virginia (11/29/2025)
TD RECEPTIONS	2	Coy Eakin vs BYU (N) (12/06/2025)
	2	Caleb Douglas at West Virginia (11/29/2025)
	2	Micah Hudson at West Virginia (11/29/2025)
	2	Caleb Douglas at Kansas St. (11/01/2025)
	2	Reggie Virgil vs Kent St. (09/06/2025)
	2	Terrance Carter Jr. vs Ark.-Pine Bluff (08/30/2025)
LONG RECEPTION	73	J'Koby Williams at Utah (09/20/2025)
PUNTS	6	Jack Burgess at Utah (09/20/2025)
PUNTING AVG	52.8	Jack Burgess vs BYU (11/08/2025)
LONG PUNT	61	Jack Burgess vs BYU (11/08/2025)
PUNTS INSIDE 20	5	Jack Burgess at Utah (09/20/2025)
LONG PUNT RETURN	36	Coy Eakin at Arizona St. (10/18/2025)
	36	Coy Eakin vs Kansas (10/11/2025)
LONG KICKOFF RETURN	99	J'Koby Williams vs Oklahoma St. (10/25/2025)
TACKLES	14	Jacob Rodriguez vs BYU (11/08/2025)
	14	Jacob Rodriguez vs Kansas (10/11/2025)
SACKS	3	David Bailey vs Kansas (10/11/2025)
TACKLES FOR LOSS	3	David Bailey at Arizona St. (10/18/2025)
	3	David Bailey vs Kansas (10/11/2025)
	3	David Bailey at Houston (10/04/2025)



OPPONENT GAME HIGHS

Opponent - Game Highs

RUSHES	38	Kansas (10/11/2025)
YARDS RUSHING	126	at Kansas St. (11/01/2025)
YARDS PER RUSH	4.2	at Kansas St. (11/01/2025)
TD RUSHES	2	at Kansas St. (11/01/2025)
PASS ATTEMPTS	47	at Arizona St. (10/18/2025)
PASS COMPLETIONS	30	Kansas (10/11/2025)
YARDS PASSING	319	at Arizona St. (10/18/2025)
YARDS PER PASS	7.0	Kansas (10/11/2025)
TD PASSES	2	Kansas (10/11/2025)
	2	Oregon St. (09/13/2025)
TOTAL PLAYS	83	at Arizona St. (10/18/2025)
TOTAL OFFENSE	394	at Arizona St. (10/18/2025)
YARDS PER PLAY	5.2	at Kansas St. (11/01/2025)
POINTS	26	at Arizona St. (10/18/2025)
SACKS BY	4	at West Virginia (11/29/2025)
	4	BYU (11/08/2025)
FIRST DOWNS	23	Kansas (10/11/2025)
PENALTIES	7	at West Virginia (11/29/2025)
	7	UCF (11/15/2025)
PENALTY YARDS	70	at West Virginia (11/29/2025)
TURNOVERS	5	at Kansas St. (11/01/2025)
PUNTS	10	Oklahoma St. (10/25/2025)
PUNTING AVG	45.2	UCF (11/15/2025)
LONG PUNT	69	BYU (11/08/2025)
PUNTS INSIDE 20	5	Oklahoma St. (10/25/2025)
LONG PUNT RETURN	31	at Arizona St. (10/18/2025)

Opponent - Individual Game Highs

RUSHES	19	LJ Martin vs BYU (N) (12/06/2025)
	19	Raleek Brown at Arizona St. (10/18/2025)
YARDS RUSHING	88	Avery Johnson at Kansas St. (11/01/2025)
TD RUSHES	2	Avery Johnson at Kansas St. (11/01/2025)
LONG RUSH	46	Avery Johnson at Kansas St. (11/01/2025)
PASS ATTEMPTS	47	Sam Leavitt at Arizona St. (10/18/2025)
PASS COMPLETIONS	28	Sam Leavitt at Arizona St. (10/18/2025)
YARDS PASSING	319	Sam Leavitt at Arizona St. (10/18/2025)
TD PASSES	2	Jalon Daniels vs Kansas (10/11/2025)
	2	Maalik Murphy vs Oregon St. (09/13/2025)
LONG PASS	64	Zeon Chriss-Gremillion at Houston (10/04/2025)
RECEPTIONS	13	Boden Groen vs Kansas (10/11/2025)
	1	Ellis Stewart vs Ark.-Pine Bluff (08/30/2025)
LONG RECEPTION	64	Amare Thomas at Houston (10/04/2025)
FIELD GOALS	4	Jesus Gomez at Arizona St. (10/18/2025)
LONG FIELD GOALS	55	Laith Marjan vs Kansas (10/11/2025)
PUNTS	9	Wes Pahl vs Oklahoma St. (10/25/2025)
PUNTING AVG	50.1	Wes Pahl vs Oklahoma St. (10/25/2025)
LONG PUNT	69	Sam Vander Haar vs BYU (11/08/2025)
PUNTS INSIDE 20	5	Wes Pahl vs Oklahoma St. (10/25/2025)
LONG PUNT RETURN	31	Zechariah Sample at Arizona St. (10/18/2025)
LONG KICKOFF RETURN	25	Mekhi Mews at Houston (10/04/2025)
TACKLES	13	Nate Ritchie at Utah (09/20/2025)
SACKS	2	Jack Kelly vs BYU (11/08/2025)
TACKLES FOR LOSS	3	Bangally Kamara vs Kansas (10/11/2025)
INTERCEPTIONS	1	Ben Cutter at West Virginia (11/29/2025)
	1	Austin Romaine at Kansas St. (11/01/2025)
	1	Martell Hughes at Arizona St. (10/18/2025)
	1	Taylor Davis vs Kansas (10/11/2025)
	1	Tao Johnson at Utah (09/20/2025)
	1	Jackson Bennee at Utah (09/20/2025)
	1	Skyler Thomas vs Oregon St. (09/13/2025)
	1	Harlem Howard vs Oregon St. (09/13/2025)

GAME PARTICIPATION

##	Player	GP-GS	UAPB	KentSt	OSU	Utah	UH	KU	ASU	OSU	KState	BYU	UCF	WVU	BYU
0	Skyler Gill-Howard	6/6	START	START	START	START	START	START
0	Quinten Joyner	0/0
1	AJ McCarty	13/0	XXX	XXX	XXX	XXX	XXX	XXX	XXX	XXX	XXX	XXX	XXX	XXX	XXX
1	Reggie Virgil	13/13	START	START	START	START	START	START	START	START	START	START	START	START	START
2	Lee Hunter	13/13	START	START	START	START	START	START	START	START	START	START	START	START	START
2	Behren Morton	11/11	START	START	START	START	START	START	START	START	START	START	START
3	Bryce Ramirez	13/0	XXX	XXX	XXX	XXX	XXX	XXX	XXX	XXX	XXX	XXX	XXX	XXX	XXX
3	Coy Eakin	13/11	XXX	START	START	START	START	START	XXX	START	START	START	START	START	START
4	Maurion Horn	7/1	START	XXX	XXX	...	XXX	XXX	XXX	XXX
4	TJ West	6/0	XXX	XXX	XXX	XXX	XXX	XXX
5	Cole Wisniewski	13/13	START	START	START	START	START	START	START	START	START	START	START	START	START
5	Caleb Douglas	13/13	START	START	START	START	START	START	START	START	START	START	START	START	START
6	John Curry	13/13	START	START	START	START	START	START	START	START	START	START	START	START	START
6	Kelby Valsin	13/0	XXX	XXX	XXX	XXX	XXX	XXX	XXX	XXX	XXX	XXX	XXX	XXX	XXX
7	Terrance Carter Jr.	12/11	START	START	START	START	START	XXX	START	...	START	START	START	START	START
7	Brenden Jordan	13/13	START	START	START	START	START	START	START	START	START	START	START	START	START
8	E'Maurion Banks	12/0	XXX	XXX	XXX	...	XXX	XXX	XXX	XXX	XXX	XXX	XXX	XXX	XXX
8	Cameron Dickey	13/9	START	XXX	XXX	XXX	START	START	START	START	XXX	START	START	START	START
9	Romello Height	13/13	START	START	START	START	START	START	START	START	START	START	START	START	START
9	Johncarlos Miller II	13/3	START	XXX	XXX	XXX	XXX	START	START	XXX	XXX	XXX	XXX	XXX	XXX
10	Jacob Rodriguez	13/13	START	START	START	START	START	START	START	START	START	START	START	START	START
10	Lloyd Jones III	1/0	XXX	...
11	Charles Esters III	11/0	XXX	XXX	XXX	XXX	XXX	XXX	XXX	XXX	XXX	XXX	XXX
11	Tyson Turner	13/0	XXX	XXX	XXX	XXX	XXX	XXX	XXX	XXX	XXX	XXX	XXX	XXX	XXX
12	Mitch Griffis	7/0	XXX	XXX	XXX	XXX	...	XXX	XXX	XXX
12	Marquez Stevenson	11/0	...	XXX	XXX	XXX	XXX	XXX	XXX	XXX	XXX	...	XXX	XXX	XXX
13	Ben Roberts	13/13	START	START	START	START	START	START	START	START	START	START	START	START	START
13	Price Morgan	2/0	XXX	XXX
14	Brice Pollock	13/13	START	START	START	START	START	START	START	START	START	START	START	START	START
14	Micah Hudson	13/0	XXX	XXX	XXX	XXX	XXX	XXX	XXX	XXX	XXX	XXX	XXX	XXX	XXX
15	Will Hammond	8/2	XXX	XXX	XXX	XXX	XXX	XXX	START	START
16	Ashton Hampton	12/0	XXX	XXX	XXX	XXX	...	XXX	XXX	XXX	XXX	XXX	XXX	XXX	XXX
16	Holden Phillips	1/0	XXX
17	Peyton Morgan	12/0	XXX	XXX	XXX	XXX	XXX	XXX	XXX	XXX	XXX	XXX	XXX	XXX	...
17	Leyton Stone	10/0	XXX	XXX	XXX	XXX	XXX	XXX	XXX	XXX	XXX	XXX	...
18	Roy Alexander	3/0	XXX	XXX	XXX
18	Terrell Tilmon	12/0	...	XXX	XXX	XXX	XXX	XXX	XXX	XXX	XXX	XXX	XXX	XXX	XXX
19	Haydon Wiginton	13/0	XXX	XXX	XXX	XXX	XXX	XXX	XXX	XXX	XXX	XXX	XXX	XXX	XXX
19	Quintaelyn Joyner	0/0
20	Dontae Balfour	11/7	...	XXX	START	START	START	START	START	START	XXX	XXX	START	XXX	...
20	J'Koby Williams	13/5	XXX	START	START	START	XXX	XXX	XXX	START	START	XXX	XXX	XXX	XXX
21	Miquel Dingle Jr	1/0	XXX
21	Tristian Gentry	7/0	XXX	XXX	XXX	XXX	XXX	XXX	XXX	...
22	Marcus Ramon-Edwards	10/0	XXX	XXX	XXX	...	XXX	XXX	XXX	XXX	XXX	XXX	XXX
23	Tarrion Grant	5/0	...	XXX	XXX	XXX	XXX	XXX
23	Adam Hill	8/0	XXX	XXX	XXX	XXX	XXX	...	XXX	XXX	XXX
24	Malik Esquerra	13/0	XXX	XXX	XXX	XXX	XXX	XXX	XXX	XXX	XXX	XXX	XXX	XXX	XXX
25	Chapman Lewis	5/0	XXX	XXX	XXX	XXX	XXX
26	Deante Lindsay	0/0
27	Amier Boyd	12/5	XXX	START	...	XXX	XXX	XXX	XXX	XXX	START	START	XXX	START	START
27	Upton Bellenfant	7/0	XXX	XXX	XXX	...	XXX	XXX	XXX	XXX
28	Oliver Miles III	13/0	XXX	XXX	XXX	XXX	XXX	XXX	XXX	XXX	XXX	XXX	XXX	XXX	XXX
28	Braylan McDonald	2/0	XXX	XXX
29	Chief Collins	12/0	...	XXX	XXX	XXX	XXX	XXX	XXX	XXX	XXX	XXX	XXX	XXX	XXX
30	Mikal Harrison-Pilot	13/0	XXX	XXX	XXX	XXX	XXX	XXX	XXX	XXX	XXX	XXX	XXX	XXX	XXX
31	David Bailey	13/12	START	XXX	START	START	START	START	START	START	START	START	START	START	START
32	Cheta Ofili	9/0	XXX	XXX	XXX	XXX	XXX	XXX	...	XXX	XXX	XXX	...
33	Anthony Holmes Jr.	13/7	XXX	XXX	XXX	XXX	XXX	XXX	START	START	START	START	START	START	START
33	Loic Tshibangu	0/0
34	Trent Low	13/0	XXX	XXX	XXX	XXX	XXX	XXX	XXX	XXX	XXX	XXX	XXX	XXX	XXX



GAME PARTICIPATION

##	Player	GP-GS	UAPB	KentSt	OSU	Utah	UH	KU	ASU	OSU	KState	BYU	UCF	WVU	BYU
35	Gage Elder	13/0	XXX	XXX	XXX	XXX	XXX	XXX	XXX	XXX	XXX	XXX	XXX	XXX	XXX
35	Michael Henderson III	2/0	XXX	XXX
36	Justin Horne	0/0
37	Ian Hershey	4/0	XXX	XXX	XXX	XXX	...
39	Luke Dillingham	12/0	XXX	XXX	XXX	XXX	XXX	...	XXX	XXX	XXX	XXX	XXX	XXX	XXX
40	Wesley Smith	13/0	XXX	XXX	XXX	XXX	XXX	XXX	XXX	XXX	XXX	XXX	XXX	XXX	XXX
41	Jack Burgess	13/0	XXX	XXX	XXX	XXX	XXX	XXX	XXX	XXX	XXX	XXX	XXX	XXX	XXX
43	Chris Lemons	1/0	...	XXX
45	Brock Golwas	13/0	XXX	XXX	XXX	XXX	XXX	XXX	XXX	XXX	XXX	XXX	XXX	XXX	XXX
46	Tanner Allen	5/0	XXX	XXX	XXX	XXX	XXX	...
47	Rylan Vagana	13/0	XXX	XXX	XXX	XXX	XXX	XXX	XXX	XXX	XXX	XXX	XXX	XXX	XXX
48	Stone Harrington	13/0	XXX	XXX	XXX	XXX	XXX	XXX	XXX	XXX	XXX	XXX	XXX	XXX	XXX
50	Eddy Smith	3/0	XXX	XXX	XXX
50	Patrick McMath	4/0	XXX	XXX	XXX	XXX	...
51	Jayden Cofield	13/0	XXX	XXX	XXX	XXX	XXX	XXX	XXX	XXX	XXX	XXX	XXX	XXX	XXX
52	Cash Cleveland	6/0	XXX	XXX	XXX	...	XXX	XXX	XXX
53	Holton Hendrix	3/0	XXX	XXX	XXX	...
56	Davion Carter	13/13	START	START	START	START	START	START	START	START	START	START	START	START	START
57	Hunter Zambrano	3/0	XXX	XXX	...	XXX
61	Connor Carty	4/0	XXX	XXX	XXX	XXX	...
64	Jurrien Loftin	3/0	XXX	XXX	XXX	...
65	D'Anthis Upshaw	8/0	XXX	XXX	XXX	XXX	XXX	XXX	XXX	XXX	...
66	Jackson Hildebrand	2/0	XXX	XXX
68	Ren Brown	0/0
70	Jacob Ponton	13/13	START	START	START	START	START	START	START	START	START	START	START	START	START
71	Vinny Sciury	13/0	XXX	XXX	XXX	XXX	XXX	XXX	XXX	XXX	XXX	XXX	XXX	XXX	XXX
72	Sheridan Wilson	13/13	START	START	START	START	START	START	START	START	START	START	START	START	START
73	Danilo Guberinich	1/0	XXX
74	Daniel Sill	13/0	XXX	XXX	XXX	XXX	XXX	XXX	XXX	XXX	XXX	XXX	XXX	XXX	XXX
75	Garin Maley	1/0	XXX
76	Will Jados	13/13	START	START	START	START	START	START	START	START	START	START	START	START	START
77	Elias Gillen	1/0	XXX
78	Ellis Davis	0/0
79	Howard Sampson	13/13	START	START	START	START	START	START	START	START	START	START	START	START	START
80	Kai Powell	1/0	XXX
83	Jack Esparza	3/0	XXX	XXX	XXX
84	Michael Dever	3/0	XXX	XXX	XXX
85	Dylan Spencer	3/0	XXX	XXX	XXX
85	Bryson Jones	5/0	XXX	XXX	XXX	XXX	XXX	...
86	Sean Robinson	1/0	...	XXX
88	Amier Washington	11/0	XXX	XXX	XXX	...	XXX	XXX	...	XXX	XXX	XXX	XXX	XXX	XXX
88	Trey Jackson	13/0	XXX	XXX	XXX	XXX	XXX	XXX	XXX	XXX	XXX	XXX	XXX	XXX	XXX
89	Jason Llewellyn	13/0	XXX	XXX	XXX	XXX	XXX	XXX	XXX	XXX	XXX	XXX	XXX	XXX	XXX
90	Ansel Nedore	13/0	XXX	XXX	XXX	XXX	XXX	XXX	XXX	XXX	XXX	XXX	XXX	XXX	XXX
92	Kasen Long	2/0	XXX	XXX
93	Dylan Singleton	0/0
94	Braylon Rigsby	13/1	XXX	START	XXX	XXX	XXX	XXX	XXX	XXX	XXX	XXX	XXX	XXX	XXX
96	Keyshawn Williams	3/0	XXX	XXX	XXX
97	Charles Anderson Jr.	4/0	XXX	XXX	XXX	XXX

GAME-BY-GAME PUNTING STATS

PUNTING

#41 Burgess	Number-Avg./i20/50+
UAPB	<i>zero team punt attempts</i>
Kent State	2-44.0 / 2 / 0
Oregon State	2-49.0 / 0 / 1
at Utah	6-41.3 / 5 / 2
at Houston	2-43.0 / 1 / 1
Kansas	5-40.4 / 2 / 0
at Arizona State	5-48.0 / 1 / 2
Oklahoma State	3-41.0 / 2 / 1
at Kansas State	4-35.8 / 2 / 0
BYU	5-52.8 / 2 / 3
UCF	2-40.5 / 0 / 0
at West Virginia	2-41.0 / 2 / 0
vs. BYU	2-40.0 / 2 / 0
Totals	40-43.4 / 21 / 10

PUNTING

#41 Burgess	40 attempts
50+ yard punts	10
Inside the 20-yard line	21
Inside the 10-yard line	4
Fair Caught	19
Touchbacks	2
Downed	6
Out of Bounds	4
Not Returned	31
Returned	9
Total Return Yards	9 returns for 61 yards (6.8 per return)

#41-JACK BURGESS

# - opponent (Qtr.)	Down	Situation	Yards	Action (yds)	i20	i10	Note
1 - Kent State (1Q)	4-4	TTU39	47	FC	yes	no	fair catch at KSU-14 (holding moved ball to KSU-07)
2 - Kent State (3Q)	4-5	TTU42	41	FC	yes	no	fair catch at KSU-17
3 - Oregon State (2Q)	4-14	TTU03	41	Downed	no	no	downed at the TTU-44 by Peyton Morton
4 - Oregon State (4Q)	4-15	TTU15	57	OB	no	no	Out of bounds at the OSU-28
5 - Utah (1Q)	4-8	UTAH44	33	FC	yes	no	fair catch at UTAH-11 (Kick Catch interference moved ball to UTAH-26)
6 - Utah (2Q)	4-16	TTU41	45	FC	yes	no	fair catch at UTAH-14
7 - Utah (2Q)	4-4	TTU49	34	Downed	yes	no	downed at the UTAH-17 by Trent Low
8 - Utah (3Q)	4-23	TTU12	54	Returned (-9)	no	no	returned for loss of 9 yards to UTAH-25 (TKL: John Curry)
9 - Utah (3Q)	4-7	TTU47	52	Downed	yes	yes	downed at the UTAH-01 by Peyton Morgan
10 - Utah (3Q)	4-9	UTAH39	30	Downed	yes	yes	downed at the UTAH-09 by Bryce Ramirez
11 - Houston (2Q)	4-6	TTU14	34	OB	no	no	Out of bounds at the TTU-48
12 - Houston (3Q)	4-3	TTU30	52	FC	yes	no	fair catch at HOU-18
13 - Kansas (2Q)	4-24	TTU11	45	FC	no	no	fair catch at KAN-44
14 - Kansas (2Q)	4-6	TTU42	40	Returned (16)	no	no	returned for 16 yards to KAN-34 (TKL: Maurion Horn)
15 - Kansas (3Q)	4-6	TTU46	45	FC	yes	yes	fair catch at KAN-09
16 - Kansas (3Q)	4-6	TTU41	40	FC	yes	no	fair catch at KAN-19
17 - Kansas (4Q)	4-5	TTU40	32	OB	no	no	Out of bounds at the KAN-28
18 - Arizona State (1Q)	4-4	TTU31	45	OB	no	no	Out of bounds at the ASU-24
19 - Arizona State (1Q)	4-4	TTU33	50	Returned (31)	no	no	returned for 31 yards to ASU-48 (TKL: Daniel SilU)
20 - Arizona State (1Q)	4-2	TTU30	49	FC	no	no	fair catch at ASU-21
21 - Arizona State (2Q)	4-5	TTU32	52	Returned (3)	yes	no	returned 3 yards to ASU-19 (TKL: Bryce Ramirez)
22 - Arizona State (3Q)	4-19	TTU36	44	FC	no	no	fair catch at ASU-20
23 - Oklahoma State (1Q)	4-6	TTU24	56	Returned (7)	no	no	returned 7 yards to OSU-27 (TKL: Bryce Ramirez)
24 - Oklahoma State (2Q)	4-12	TTU49	35	FC	yes	no	fair catch at OSU-16
25 - Oklahoma State (4Q)	4-14	OSU41	32	FC	yes	yes	fair catch at OSU-09
26 - Kansas State (1Q)	4-11	KSU48	48	TB	no	no	touchback, KSU-00
27 - Kansas State (1Q)	4-10	TTU39	38	FC	no	no	fair catch at KSU-23
28 - Kansas State (4Q)	4-9	KSU37	23	Downed	yes	no	downed at the KSU-14 by Oliver Miles
29 - Kansas State (4Q)	4-6	KSU47	34	FC	yes	no	fair catch at KSU-13
30 - BYU (1Q)	4-27	TTU23	59	Returned (-1)	yes	no	returned for loss of 1 yard, muffed, recovered by Ashton Hampton at BYU-17
31 - BYU (2Q)	4-13	TTU19	61	Returned (2)	no	no	returned 2 yards to BYU-22 (TKL: Macho Stevenson)
32 - BYU (3Q)	4-4	TTU31	58	Returned (5)	yes	no	returned 5 yards to BYU-16 (TKL: Bryce Ramirez/Oliver Miles)
33 - BYU (4Q)	4-9	TTU28	40	FC	no	no	fair catch at BYU-32
34 - BYU (4Q)	4-15	BYU46	46	TB	no	no	touchback, BYU-00
35 - UCF (1Q)	4-16	TTU37	40	FC	no	no	fair catch at UCF-23
36 - UCF (4Q)	4-3	TTU28	41	Downed	no	no	downed at the UCF-31 by Bryce Ramirez
37 - West Virginia (2Q)	4-10	WVU49	38	FC	yes	no	fair catch at WVU-11
38 - West Virginia (4Q)	4-8	TTU38	44	FC	yes	no	fair catch at WVU-18
39 - BYU (1Q)	4-13	BYU45	35	FC	yes	no	fair catch at BYU-10
40 - BYU (3Q)	4-7	TTU48	45	Returned (7)	yes	no	returned 7 yards to BYU-14 (TKL: Bryce Ramirez)
TOTALS			10 (50+)		21 (i20)	4 (i10)	



GAME-BY-GAME KICKING STATS

FIELD GOALS

SCORING	FG	PAT	Points
#48 Harrington	22-27	41-42	107
#27 Bellenfant	6-6	14-16	32
#37 Hershey	0-0	3-3	3

FIELD GOALS	F6M-FGA	Pct.	01-19	20-29	30-39	40-49	50-59	60+	Lg	Blk
#48 Harrington	22-27	81.5	0-0	10-10	3-3	6-10	3-4	0-0	58	0
#27 Bellenfant	6-6	100.0	0-0	5-5	1-1	0-0	0-0	0-0	33	0
#37 Hershey	0-0	--	0-0	0-0	0-0	0-0	0-0	0-0	-	0
Totals	28-33	84.8	0-0	15-15	4-4	6-10	3-4	0-0	58	0

Team Leader/#48 Stone Harrington	(Made), Missed, Blocked
UAPB	(31)
Kent State	(47)
Oregon State	--
at Utah	(58), (25)
at Houston	(26), (23), (26), 44, 53
Kansas	(40)
at Arizona State	--
Oklahoma State	45
at Kansas State	(29), (55), (29)
BYU	(47), (27), (39), (29), (34)
UCF	(45), (53)
at West Virginia	--
vs. BYU	(23), 48, (40), (44), 49, (28)

KICKOFFS

KICKOFFS	No.	Yds	Avg.	TB	OB	RETN	NET	YD-LN
#48 Harrington	102	6,560	64.3	75	1	--	--	--
#37 Hershey	3	176	58.7	2	0	--	--	--
#27 Bellenfant	2	130	65.0	1	0	--	--	--
Totals	107	6,866	64.2	78	1	15	40.8	24

Team Leader/#48 Stone Harrington	Touchbacks/Kickoffs
UAPB	8-of-9
Kent State	5-of-10
Oregon State	7-of-8
at Utah	7-of-7
at Houston	5-of-9
Kansas	7-of-8
at Arizona State	4-of-4
Oklahoma State	4-of-7
at Kansas State	7-of-8
BYU	6-of-8
UCF	6-of-9
at West Virginia	2-of-7
vs. BYU	7-of-8

Scoring

			PAT						
Player	td	fg	kick	rush	rcv	pass	dxp	saf	pts
Stone Harrington	-	22-27	41-42	-	-	-	-	-	107
Cameron Dickey	16	-	-	1	-	-	-	-	98
J'Koby Williams	9	-	-	-	-	-	-	-	54
Reggie Virgil	8	-	-	-	-	-	-	-	48
Caleb Douglas	7	-	-	-	-	-	-	-	42
Coy Eakin	6	-	-	-	-	-	-	-	36
Terrance Carter Jr.	5	-	-	-	1	-	-	-	32
Upton Bellenfant	-	6-6	14-16	-	-	-	-	-	32
Will Hammond	5	-	-	1	-	-	-	-	32
Jacob Rodriguez	3	-	-	-	-	-	-	-	18
Micah Hudson	2	-	-	-	-	-	-	-	12
Bryson Jones	2	-	-	-	-	-	-	-	12
Mitch Griffis	1	-	-	-	-	-	-	-	6
Skyler Gill-Howard	1	-	-	-	-	-	-	-	6
John Curry	1	-	-	-	-	-	-	-	6
Leyton Stone	1	-	-	-	-	-	-	-	6
Ian Hershey	-	-	3-3	-	-	-	-	-	3
Johncarlos Miller II	-	-	-	1	-	-	-	-	2
Total	67	28-33	58-61	3	1	1	0	0	552
Opponents	17	7-11	15-15	0	1	1	0	1	142

Field Goals

Player	fg	pct.	01-19	20-29	30-39	40-49	50-99	lg	blk
Stone Harrington	22-27	81.5	0-0	10-10	3-3	6-10	3-4	58	0
Upton Bellenfant	6-6	100.0	0-0	5-5	1-1	0-0	0-0	33	0
Opponents	7-11	63.6	0-0	3-3	2-2	1-4	1-2	55	0

FG Sequence

Team Name	Texas Tech	Opponents
Ark.-Pine Bluff	(29),(31)	47
Kent St.	(23),(47)	
Oregon St.	(21)	47
Utah	(58),(25)	,(32)
Houston	(26),(33),(23),(26),44,(29),53	(24)
Kansas	(25),(40)	(55)
Arizona St.		(34),(47),(26),(28)
Oklahoma St.	45	
Kansas St.	(29),(55),(29)	
BYU	(47),(27),(39),(29),(34)	51
UCF	(45),(53)	
West Virginia		
BYU	(23),48,(40),(44),49,(28)	46

Numbers in (parentheses) indicate field goal was made

EXPLOSIVE PLAYS BREAKDOWN

TEXAS TECH vs. OPPONENT LONGEST PLAYS

	Texas Tech Long Plays					Opponent Long Plays			
	Rush	Pass	Total	ST		Rush	Pass	Total	ST
Ark-Pine Bluff	4	3	7	0		0	2	2	0
Kent State	3	6	9	0		0	3	3	0
Oregon State	0	10	10	0		0	4	4	0
at Utah	2	4	6	0		0	1	1	0
at Houston	2	5	7	1		1	2	3	0
Kansas	6	3	9	1		0	4	4	0
at Arizona State	1	1	2	2		1	4	5	1
Oklahoma State	0	7	7	1		0	0	0	0
at Kansas State	2	4	6	0		1	3	4	0
BYU	2	4	6	0		0	1	1	0
UCF	3	4	7	0		1	1	2	0
at West Virginia	3	6	9	0		1	2	3	0
vs. BYU	1	4	5	0		0	2	2	0
Totals	29	61	90	5		5	29	34	1

TEXAS TECH LONGEST PLAYS BY PLAYER

Player	Total (TDs)	Rush	Rec.
J'Koby Williams	16 (3)	9	7
Cameron Dickey	14 (4)	12	2
Caleb Douglas	15 (2)	-	15
Terrance Carter Jr.	11 (3)	-	11
Coy Eakin	11 (6)	-	11
Reggie Virgil	12 (3)	1	11
Adam Hill	3 (0)	3	-
Will Hammond	3 (1)	3	-
Bryson Jones	1 (1)	-	1
Micah Hudson	2 (1)	-	2
Tristian Gentry	1 (0)	-	1
Oliver Miles	1 (0)	1	-
TOTAL	90 (24)	29	61

TEXAS TECH LONGEST PLAYS BY YARDS

Player	20+	30+	40+	50+	60+	70+	80+	90+
J'Koby Williams	16	8	3	1	1	1	-	-
Cameron Dickey	14	4	3	3	2	1	-	-
Caleb Douglas	15	8	4	2	1	-	-	-
Terrance Carter Jr.	11	3	1	1	-	-	-	-
Reggie Virgil	12	6	2	-	-	-	-	-
Coy Eakin	11	7	2	-	-	-	-	-
Adam Hill	3	1	-	-	-	-	-	-
Will Hammond	3	2	1	1	1	-	-	-
Micah Hudson	2	1	-	-	-	-	-	-
Bryson Jones	1	1	-	-	-	-	-	-
Tristian Gentry	1	-	-	-	-	-	-	-
Oliver Miles	1	-	-	-	-	-	-	-
TOTAL	90	41	16	8	5	2	-	-

TEXAS TECH LONGEST PLAYS

Play Type	Yardage	Play (Opponent)
Rushing	71	Dickey 71-yd run (Kansas)
Rushing Touchdown	71	Dickey TD 71-yd run (Kansas)
Passing	73	Morton 73-yd pass to Williams (at Utah)
Passing Touchdown	69	Morton 69-yd TD pass to Dickey (at Houston)
Punt Return	36	Eakin 36-yd punt return (Kansas)
Kick Return	99	Williams 99-yd kick return (Oklahoma State)
Punt	61	Burgess 61-yard punt (BYU)
Field Goal	58	Harrington 58-yd field goal (at Utah)

TEXAS TECH PLAYS - 20-PLUS YARDS

Yards (TD*)	Type	Player(s)	Opponent
73	Pass	J'Koby Williams (Morton)	at Utah
71*	Run	Cameron Dickey	Kansas
69*	Pass	Cameron Dickey (Morton)	at Houston
64*	Run	Will Hammond	UAPB
61*	Pass	Caleb Douglas (Morton)	Oregon State
55*	Run	Cameron Dickey	Kansas
50	Pass	Terrance Carter (Morton)	Kent State
50	Pass	Caleb Douglas (Morton)	at West Virginia
43	Run	J'Koby Williams	BYU
43	Pass	Caleb Douglas (Morton)	at West Virginia
42*	Pass	Coy Eakin (Morton)	Kent State
42*	Pass	Caleb Douglas (Griffis)	Oklahoma State
42	Pass	Reggie Virgil (Morton)	at Kansas State
41*	Pass	Coy Eakin (Morton)	UAPB
41*	Run	J'Koby Williams	at Kansas State
40	Pass	Reggie Virgil (Morton)	UCF
39	Pass	J'Koby Williams (Morton)	Oregon State
39	Pass	Reggie Virgil (Morton)	BYU
38*	Pass	Bryson Jones (Hammond)	Kent State
38*	Pass	Coy Eakin (Morton)	Oregon State
38	Pass	Terrance Carter Jr. (Morton)	at Kansas State
37	Pass	J'Koby Williams (Griffis)	Oklahoma State
37	Pass	Coy Eakin (Morton)	BYU
36	Run	Adam Hill	Kent State
35*	Pass	Reggie Virgil (Morton)	Kent State
34	Pass	Coy Eakin (Morton)	Oregon State
34	Run	J'Koby Williams	at Kansas State
33	Pass	Caleb Douglas (Hammond)	at Utah
33	Pass	Caleb Douglas (Morton)	at Houston
33	Run	Cameron Dickey	BYU
33*	Pass	Coy Eakin (Morton)	vs. BYU (Big 12)
32	Run	Will Hammond	at Utah
32	Pass	Caleb Douglas (Griffis)	UCF
30	Pass	J'Koby Williams (Morton)	Kent State
30*	Pass	J'Koby Williams (Morton)	Oregon State
30	Pass	Caleb Douglas (Morton)	at Houston
30	Pass	Terrance Carter Jr. (Morton)	at Kansas State
30	Pass	Coy Eakin (Hammond)	at Arizona State
30*	Run	Reggie Virgil	UCF
30*	Pass	Micah Hudson (Jones)	at West Virginia
30	Pass	Reggie Virgil (Morton)	vs. BYU (Big 12)
29	Pass	Caleb Douglas (Morton)	Kent State
28*	Pass	Coy Eakin (Morton)	vs. BYU (Big 12)
27	Pass	Terrance Carter Jr. (Morton)	at West Virginia
26	Pass	Coy Eakin (Morton)	Oregon State
26	Pass	Caleb Douglas (Morton)	Kansas
26*	Pass	J'Koby Williams (Hammond)	Oklahoma State
26	Pass	Coy Eakin (Hammond)	Oklahoma State
26	Pass	Caleb Douglas (Morton)	at Kansas State
26	Run	Cameron Dickey	UCF
26	Run	J'Koby Williams	at West Virginia
26	Run	Cameron Dickey	at West Virginia



EXPLOSIVE PLAYS BREAKDOWN

TEXAS TECH PLAYS - 20-PLUS YARDS (CONT.)

25	Pass	J'Koby Williams (Morton)	BYU
25	Pass	Caleb Douglas (Griffis)	UCF
25	Pass	Reggie Virgil (Morton)	at West Virginia
25	Run	Oliver Miles-rush on fake punt	at West Virginia
24	Run	Adam Hill	UAPB
24	Run	Adam Hill	Kent State
24	Pass	Terrance Carter Jr. (Morton)	Oregon State
24*	Pass	Terrance Carter (Hammond)	at Utah
24*	Run	Cameron Dickey	at Utah
24	Run	Cameron Dickey	Kansas
24	Pass	Reggie Virgil (Hammond)	Oklahoma State
24	Pass	Micah Hudson (Griffis)	Oklahoma State
24	Pass	Cameron Dickey (Morton)	BYU
23	Pass	Terrance Carter Jr. (Morton)	Oregon State
23*	Pass	Terrance Carter Jr. (Morton)	Oregon State
23	Pass	Caleb Douglas (Morton)	at Houston
23	Pass	Coy Eakin (Morton)	at Houston
23	Run	J'Koby Williams	at Houston
23	Run	Cameron Dickey	Kansas
23	Pass	Caleb Douglas (Griffis)	Oklahoma State
23	Run	J'Koby Williams	UCF
23	Pass	Caleb Douglas (Morton)	vs. BYU (Big 12)
23	Run	J'Koby Williams	vs. BYU (Big 12)
21*	Pass	Terrance Carter Jr. (Morton)	UAPB
21	Pass	Reggie Virgil (Morton)	UAPB
21	Pass	Reggie Virgil (Morton)	Oregon State
21*	Pass	Reggie Virgil (Hammond)	at Utah
21	Run	Cameron Dickey	at Houston
21*	Pass	Terrance Carter Jr. (Morton)	Kansas
21	Pass	Reggie Virgil (Morton)	Kansas
21	Pass	Tristian Gentry	UCF
21	Pass	Terrance Carter Jr. (Morton)	at West Virginia
20	Run	J'Koby Williams	UAPB
20	Run	Cameron Dickey	UAPB
20	Run	J'Koby Williams	Kent State
20*	Run	Will Hammond	Kansas
20	Run	Cameron Dickey	Kansas
20	Run	Cameron Dickey	at Arizona State

20+ Yard Plays (Rush, Pass)

99*	Kickoff Return	J'Koby Williams 99-yd kickoff return	Oklahoma State
69*	Fumble Return	Jacob Rodriguez 69-yd fumble return	Oklahoma State
55*	INT Return	Skyler Gill-Howard 55-yd interception return	Kent State
36	Punt Return	Coy Eakin 36-yd punt return	Kansas
36	Punt Return	Coy Eakin 36-yd punt return	at Arizona State
30	Punt Return	Coy Eakin 30-yd punt return	at Houston
21	Punt Return	Kelby Valsin 21-yd punt return	at Arizona State

20+ Yard Plays (Interception, Punt Return)

40+ Yard Plays (Kick Returns)

OPPONENT LONGEST PLAYS

Play Type	Yardage	Play (Opponent)
Rushing	46	Johnson 46-yd qb TD run (Kansas State)
Rushing Touchdown	46	Johnson 46-yd qb TD run (Kansas State)
Passing	64	Chriss 64-yd pass to Thomas (Houston)
Passing Touchdown	64	Chriss 64-yd pass to Thomas (Houston)
Punt Return	16	Nagy 16-yd return (Kansas)
Kick Return	25	Mews 25-yd kick return (Houston)
Punt	69	Vander Haar 69-yd punt (BYU)
Field Goal	55	Marjan 55-yd field goal (Kansas)

OPPONENT PLAYS - 20-PLUS YARDS

Yards (TD*)	Type	Player(s)	Opponent
64*	Pass	Amare Thomas (Chriss)	at Houston
56	Pass	David Wells Jr. (Murphy)	Oregon State
56	Pass	Jayce Brown (Johnson)	at Kansas State
49	Pass	Jaren Hamilton (Leavitt)	at Arizona State
46*	Run	Avery Johnson	at Kansas State
45	Pass	Jaren Hamilton (Leavitt)	at Arizona State
44	Pass	Dallen Bentley (Dampier)	at Utah
43	Pass	Koby Young (Weigman)	at Houston
38	Pass	Gavin Garcia (Montes)	Kent State
38	Pass	Ardell Banks (Deshields)	Kent State
38	Pass	Jaron Tibbs (Johnson)	at Kansas State
33	Pass	Jordyn Tyson (Leavitt)	at Arizona State
30	Pass	Waden Charles (Jackson)	UCF
29	Pass	Grayson Barnes (Vaughn)	at West Virginia
29	Run	Armoni Weaver	at West Virginia
28	Pass	Garrett Oakley (Johnson)	at Kansas State
27	Pass	Wayne Harris (Deshields)	Kent State
26*	Pass	Karson Boschma (Murphy)	Oregon State
26	Pass	Cam Pickett (Daniels)	Kansas
25	Pass	David Wells Jr. (Murphy)	Oregon State
24	Pass	Bryant Sanchez (Peters)	UAPB
24*	Pass	Boden Groen (Daniels)	Kansas
23	Pass	Levi Wentz (Daniels)	Kansas
23	Pass	Chamon Metayer (Leavitt)	at Arizona State
23	Pass	Jeff Weimer (Fox Jr.)	at West Virginia
22	Pass	Taz Reddicks (Murphy)	Oregon State
22	Run	Raleek Brown	at Arizona State
22	Pass	Carsen Ryan (Kingston)	vs. BYU (Big 12)
21	Pass	Ellis Stewart (Peters)	UAPB
21	Run	Zeon Chriss	at Houston
21	Pass	Parker Kingston (Bachmeier)	BYU
21	Pass	Parker Kingston (Bachmeier)	vs. BYU (Big 12)
20	Pass	Bryson Canty (Daniels)	Kansas
20	Run	Agyeman Addae	UCF

20+ Yard Plays (Rush, Pass)

31	Punt Return	Zechariah Sample 31-yd punt return	at Arizona State
----	-------------	------------------------------------	------------------

20+ Yard Plays (Interception, Fumble, Punt Returns)

40+ Yard Plays (Kick Returns)

2ND HALF-OPENING DRIVES

OPPONENT	TEXAS TECH		OPPONENTS	
	PTS	PLAYS-YDS	PTS	PLAYS-YDS
UAPB	7	5-80	0	3-8
Kent State	0	6-54	0	5-28
Oregon State	7	10-84	0	8-64
at Utah	0	3--13	0	3-2
at Houston	3	13-73	0	4-20
Kansas	0	6-21	0	4-19
at Arizona State	0	3-2	0	6-16
Oklahoma State	7	8-83	0	6-20
at Kansas State	7	3-49	0	4-24
BYU	0	3-6	0	5-15
UCF	3	5-31	7	8-75
at West Virginia	7	5-74	0	15-45
vs. BYU	0	11-58	0	12-47

Season Highs			By plays: 16 (at ASU/FG)			By yards: 90 (vs. BYU-Big12/TD)			By Time: 8:20 (at ASU/FG)		
ARKANSAS-PINE BLUFF						vs. BYU (Big 12 Championship)					
QTR	Clock		Player(s)	Play	Pls-Yds Time	QTR	Clock		Player(s)	Play	Pls-Yds Time
4th	6:16	TD	Stewart/Peters	7 pass	7-85 2:41	1st	4:58	TD	Martin	10 run	14-90 6:50
KENT STATE											
QTR	Clock		Player(s)	Play	Pls-Yds Time						
4th	12:11	TD	DeShields	10 run	7-83 3:43						
4th	10:20	TD	Wolford/DeShields	16 pass	3-31 1:27						
OREGON STATE											
QTR	Clock		Player(s)	Play	Pls-Yds Time						
4th	5:05	TD	Caulfield/Murphy	6 pass	5-72 3:03						
4th	1:53	TD	Boschma/Murphy	26 pass	5-40 1:23						
at UTAH											
QTR	Clock		Player(s)	Play	Pls-Yds Time						
2nd	0:00	FG	Curtis	32 FG	7-61 0:48						
4th	10:22	TD	Parker	5 run	7-75 2:11						
at HOUSTON											
QTR	Clock		Player(s)	Play	Pls-Yds Time						
1st	2:16	FG	Sanchez	24 FG	8-69 2:14						
2nd	1:27	TD	Thoms/Chriss	64 pass	2-75 0:26						
KANSAS											
QTR	Clock		Player(s)	Play	Pls-Yds Time						
2nd	6:40	TD	Williams/Daniels	10 pass	8-75 4:23						
2nd	1:17	TD	Groen/Daniels	24 pass	6-49 1:04						
2nd	0:00	FG	Marjan	55 FG	5-29 0:28						
at ARIZONA STATE											
QTR	Clock		Player(s)	Play	Pls-Yds Time						
1st	14:3	FG	Gomez	34 FG	9-62 4:08						
2nd	14:00	FG	Gomez	47 FG	5-33 1:30						
2nd	14:3	FG	Gomez	26 FG	10-66 4:14						
3rd	8:50	TD	Tyson/Leavitt	2 pass	7-21 3:41						
4th	14:14	FG	Gomez	28 FG	16-69 8:20						
4th	0:34	TD	Brown	1 run	10-75 1:26						
OKLAHOMA STATE STATE											
no scoring drives											
at KANSAS STATE											
QTR	Clock		Player(s)	Play	Pls-Yds Time						
1st	7:39	TD	Johnson	46 run	5-80 2:53						
3rd	9:51	TD	Johnson	18 run	6-75 3:03						
4th	12:44	TD	Oakley/Johnson	9 pass	8-75 3:39						
BYU											
QTR	Clock		Player(s)	Play	Pls-Yds Time						
4th	7:35	TD	Roberts/Bachmeier	6 pass	8-75 3:11						
UCF											
QTR	Clock		Player(s)	Play	Pls-Yds Time						
2nd	10:11	SA	--	safety	-- 0:30						
3rd	10:57	TD	Wade/Jackson	8 pass	8-75 4:03						
at WEST VIRGINIA											
no scoring drives											

TEAM OFFENSE GAME-BY-GAME COMPARISON

FIRST DOWNS

TEXAS TECH FIRST DOWNS						
Opponent	1Q	2Q	3Q	4Q	OT	Total
UAPB	10	12	6	5	-	33
Kent State	8	6	4	9	-	27
Oregon State	8	8	9	5	-	30
at Utah	7	5	3	10	-	25
at Houston	7	9	4	7	-	27
Kansas	7	5	5	5	-	22
at Arizona State	1	5	1	9	-	16
Oklahoma State	6	5	6	4	-	21
at Kansas State	5	6	5	2	-	18
BYU	5	4	4	4	-	17
UCF	10	7	4	5	-	26
at West Virginia	10	9	8	5	-	32
vs. BYU	0	13	8	13	-	19

OPPONENT FIRST DOWNS

TEXAS TECH FIRST DOWNS						
Opponent	1Q	2Q	3Q	4Q	OT	Total
UAPB	3	2	3	5	-	11
Kent State	0	2	4	4	-	10
Oregon State	3	6	3	5	-	17
at Utah	3	6	1	6	-	16
at Houston	2	6	3	1	-	12
Kansas	4	9	2	7	-	22
at Arizona State	5	3	8	5	-	21
Oklahoma State	2	2	3	2	-	9
at Kansas State	2	2	4	3	-	11
BYU	3	3	2	6	-	14
UCF	10	5	6	2	-	13
at West Virginia	0	5	2	2	-	9
vs. BYU	7	0	0	0	-	14

YARDAGE by QUARTER

TEXAS TECH PLAYS/YARDAGE GAINED BY QTR					
Opponent	1Q	2Q	3Q	4Q	OT
UAPB	22/169	22/223	9/148	8/68	-
Kent State	21/169	23/157	15/124	21/151	-
Oregon State	19/222	23/132	21/180	18/65	-
at Utah	14/79	19/104	18/77	21/224	-
at Houston	26/197	25/147	18/84	21/124	-
Kansas	16/176	25/96	17/104	10/129	-
at Arizona St.	13/49	20/93	7/13	25/121	-
Okla. St.	17/105	20/71	17/151	15/43	-
at Kansas St.	24/77	22/110	16/191	14/58	-
BYU	18/68	18/119	19/76	20/105	-
UCF	25/183	15/169	12/75	19/72	-
at W Virginia	28/178	29/173	19/152	18/69	-
vs. BYU	20/115	19/113	16/89	19/57	-

OPPONENT YARDAGE by QTR.

TEXAS TECH PLAYS/YARDAGE GAINED BY QTR					
Opponent	1Q	2Q	3Q	4Q	OT
UAPB	19/31	16/21	10/68	14/55	-
Kent State	13/-9	17/60	17/103	12/74	-
Oregon State	18/43	25/58	11/63	14/125	-
at Utah	18/74	21/71	11/26	19/92	-
at Houston	13/67	16/106	14/48	12/46	-
Kansas	17/36	22/168	13/52	25/63	-
at Arizona St.	16/101	18/80	27/111	22/102	-
Okla. St.	14/46	18/38	19/66	12/32	-
at Kansas St.	12/94	10/11	16/130	25/90	-
BYU	14/46	17/60	14/51	20/98	-
UCF	9/4	25/66	21/106	7/54	-
at W Virginia	12/16	18/98	15/29	9/37	-
vs. BYU	14/90	16/24	18/75	11/11	-

CUMULATIVE YARDS by QTR.

TEXAS TECH PLAYS/CUMULATIVE YARDAGE GAINED BY QTR					
Opponent	1Q	2Q	3Q	4Q	OT
UAPB	22/169	44/392	53/540	61/608	-
Kent State	21/169	44/326	59/450	80/601	-
Oregon State	19/222	42/354	63/534	81/599	-
at Utah	14/79	33/183	51/260	72/484	-
at Houston	26/197	51/344	69/428	90/552	-
Kansas	16/176	41/272	58/376	68/505	-
at Arizona St.	13/49	33/142	40/155	65/276	-
Okla. St.	17/105	37/176	54/327	69/370	-
at Kansas St.	24/77	46/187	62/378	76/436	-
BYU	18/68	36/187	55/263	75/368	-
UCF	25/183	40/352	52/427	71/499	-
at W Virginia	28/178	57/351	76/503	94/572	-
vs. BYU	20/115	39/228	55/317	74/374	-

OPP. CUMULATIVE YARDS by QTR.

TEXAS TECH PLAYS/CUMULATIVE YARDAGE GAINED BY QTR					
Opponent	1Q	2Q	3Q	4Q	OT
UAPB	19/31	35/52	45/120	59/175	-
Kent State	13/-9	30/51	47/154	59/228	--
Oregon State	18/43	43/101	54/164	68/289	-
at Utah	18/74	39/145	50/171	69/263	-
at Houston	13/67	29/173	43/221	55/267	-
Kansas	17/36	39/204	52/256	77/319	-
at Arizona St.	16/101	34/181	61/292	83/394	-
Okla. St.	14/46	32/84	51/150	63/182	-
at Kansas St.	12/94	22/105	38/235	63/325	-
BYU	14/46	31/106	45/157	65/255	-
UCF	9/4	34/70	55/176	62/230	-
at W Virginia	12/16	30/114	45/143	54/180	-
vs. BYU	14/90	30/114	48/189	59/200	-

3-AND-OUTS

TEXAS TECH		OPPONENTS
OPPONENT	3-&-Outs/Drives	3-&-Outs/Drives
Ark-Pine Bluff	0/12	4/12
Kent State	1/14	7/15
Oregon State	2/13	4/13
at Utah	3/14	5/15
at Houston	2/14	3/13
Kansas	2/13	3/14
at Arizona State	3/13	2/13
Oklahoma State	1/13	6/14
at Kansas State	2/15	3/15
BYU	5/14	1/12
UCF	3/12	3/11
at West Virginia	0/13	5/12
vs. BYU	0/13	2/13
TOTALS	24/173	48/172

SPECIAL TEAMS TACKLES

Player	Total	KO	Punt
#3 Bryce Ramirez, LB	8	4	4
#34 Trent Low, LB	4	4	0
#1 A.J. McCarty	3	3	0
#45 Brock Golwas, LB	2	2	0
#29 Chief Collins, S	1	1	0
#40 Wesley Smith, LB	1	1	0
#6 John Curry, LB	1	0	1
#4 Maurion Horn, CB	1	0	1
#74 Daniel Sill, OL	1	0	1
#48 Stone Harrington, K	1	1	0
#16 Ashton Hampton, CB	1	0	1
#28 Oliver Miles, RB	1	0	1
#35 Gage Elder, LB	1	1	0
#24 Malik Esquerria, S	1	1	0
TOTALS	27	18	9

INDIVIDUAL | SINGLE-GAME CAREER HIGHS

PASSING

	Completions		Attempts		Yards		
Name	2025	Career	2025	Career	2025	Career	300-YD Passing Games (career)
#2 Behren Morton	28 (at Houston)	39 ('22 at Oklahoma St.)	40 (at Houston)	62 ('22 at Oklahoma St.)	464 (vs. Oregon St.)	464 ('25 vs. Oregon St.)	9
#12 Mitch Griffis	13 (vs. UCF)	24 ('23 at Old Dominion)*	17 (vs. UCF)	41 ('23 at Old Dominion)*	172 (vs. Oklahoma State)	329 ('23 vs. Elon)*	2
#15 Will Hammond	22 (at Arizona State)	22 ('25 at Arizona State)	37 (at Arizona State)	37 ('25 at Arizona State)	169 (at Utah)	280 ('24 vs. Arkansas)	0
	Longest Pass		Touchdowns		Interceptions		
Name	2025	Career	2025	Career	2025	Career	
#2 Behren Morton	73 (at Utah)	73 ('25 at Utah)	4 (2x, last vs. Oregon St.)	5 ('24 vs. ACU)	2 (at Utah)	3 (2x, last '23 at Texas)	
#12 Mitch Griffis	42 (vs. Oklahoma State)	69 ('23 vs. Elon)*	1 (2x, last vs. Oklahoma St.)	3 (3x, last '23 vs. ODU)*	<i>has not happened</i>	2 (2x, last '23 vs. Ga. Tech)*	
#15 Will Hammond	38 (vs. Kent St.)	47 ('24 vs. Arkansas)	2 (2x, last at Arizona St.)	2 (2x, last '25 at Arizona St.)	1 (3x, last at Arizona State)	2 ('24 vs. Arkansas)	

RUSHING

Attempts		Yards		TDs		Longest Career	100-Yd Games
Name	2025	Career	2025	Career	2025	Career	
#8 Cameron Dickey	23 (vs. BYU)	23 ('25 vs. BYU)	263 (vs. Kansas)	263 ('25 vs. Kansas)	2 (4x, last vs. UCF)	2 (4x, last '25 vs. UCF)	71 ('25 vs. Kansas)
#20 J'Koby Williams	20 (at Houston)	20 ('25 at Houston)	135 (at Kansas State)	135 ('25 at Kansas State)	2 (at Houston)	2 (at Houston)	54 ('24 vs. Arkansas)
#23 Adam Hill	16 (vs. Kent St.)	16 ('25 vs. Kent St.)	127 (vs. Kent St.)	127 ('25 vs. Kent St.)	<i>has not happened</i>	<i>has not happened</i>	36 ('25 vs. Kent St.)
<i>Quarterbacks</i>							
#2 Behren Morton	7 (at Houston)	17 ('22 at Oklahoma St.)	4 (vs. Kent St.)	53 ('22 at Oklahoma St.)	<i>has not happened</i>	1 (6x, last '24 vs. UNT)	26 ('24 vs. Cincinnati)
#12 Mitch Griffis	7 (vs. Oklahoma State)	20 ('23 vs. Ga. Tech)*	13 (vs. Kent St.)	55 ('23 at Duke)*	1 (vs. Oklahoma State)	2 ('23 at Duke)*	27 ('23 vs. Ga. Tech)*
#15 Will Hammond	15 (at Arizona State)	15 ('25 at Arizona State)	64 (vs. UAPB)	64 ('25 vs. UAPB)	2 (vs. Kansas)	2 ('25 vs. Kansas)	64 ('25 vs. UAPB)

RECEIVING

Receptions		Yards		TDs		Longest Career	100-Yd Games
Name	2025	Career	2025	Career	2025	Career	
#1 Reggie Virgil	8 (vs. BYU-Big 12 CG)	8 ('25 vs. BYU-Big 12 CG)	86 (vs. BYU-Big 12 CG)	113 ('24 at Eastern Michigan)*	2 (vs. Kent St.)	2 (2x, last '25 vs. Kent St.)*	75 ('24 at E. Michigan)*
#3 Coy Eakin	10 (at Houston)	10 ('25 at Houston)	123 (vs. Oregon St.)	123 ('25 vs. Oregon St.)	2 (vs. BYU-Big 12 CG)	2 (3x, last '25 vs. BYU-Big 12 CG)	70 ('24 vs. North Texas)
#5 Caleb Douglas	8 (at Kansas State)	9 (2x, last '24 at TCU)	127 (at West Virginia)	140 ('24 at TCU)	2 (2x, last at West Virginia)	3 ('24 vs. Baylor)	62 ('22 vs. E. Wash.)
#6 Kelby Valsin	1 (3x, last vs. Okla. St.)	2 ('24 vs. Arkansas)	18 (vs. UAPB)	18 ('25 vs. UAPB)	<i>has not happened</i>	<i>has not happened</i>	18 ('25 vs. UAPB)
#7 Terrance Carter Jr.	10 (at West Virginia)	10 ('25 at West Virginia)	102 (vs. Oregon St.)	149 ('24 at Coastal C.)*	2 (vs. UAPB)	2 ('25 vs. UAPB)	74 ('24 vs. App State)*
#9 John Carlos Miller II	3 (at Arizona State)	5 ('23 at Delaware)*	24 (vs. UAPB)	101 ('23 at Delaware)*	<i>has not happened</i>	1 (10x, last '24 vs. Ariz. St.)*	70 ('23 at Delaware)*
#14 Micah Hudson	2 (3x, last at West Virginia)	3 ('24 vs. North Texas)	45 (at West Virginia)	45 ('25 at West Virginia)	2 (at West Virginia)	2 ('25 at West Virginia)	38 ('24 at Arizona)
<i>Running Backs</i>							
#8 Cameron Dickey	4 (vs. BYU-Big 12 CG)	5 ('24 at Washington St.)	69 (at Houston)	69 ('25 at Houston)	1 (2x, last at West Virginia)	1 (3x, last '25 at West Virginia)	69 ('25 at Houston)
#20 J'Koby Williams	7 (vs. Oregon St.)	7 ('25 vs. Oregon St.)	116 (vs. Oregon St.)	116 ('25 vs. Oregon St.)	1 (2x, last vs. Oklahoma St.)	1 (3x, last '25 vs. Okla. St.)	73 ('25 at Utah)

DEFENSE

	Tackles		Sacks		TFLs		
Name	2025	Career	2025	Career	2025	Career	INT
#0 Skyler Gill-Howard	4 (vs. Kent St.)	7 ('24 at Bowling Green)*	0.5 (vs. UAPB)	2.0 ('24 at Bowling Green)*	1.0 (2x, last at Utah)	3.0 ('24 at Bowling Green)*	1 ('25 vs. Kent State)
#1 A.J. McCarty	4 (at Houston)	9 ('22 at Iowa St.)	has not happened	0.5 ('24 vs. Arizona St.)	1.0 (2x, last vs. UCF)	1.0 (8x, last '25 vs. UCF)	1 (3x)*
#2 Lee Hunter	5 (vs. Oregon St.)	9 ('23 vs. Baylor)*	1.0 (2x, last vs. BYU)	1.0 (7x)*	2.0 (at West Virginia)	2.5 (2x, last '24 vs. Utah)*	has not happened
#3 Bryce Ramirez	4 (2x, last vs. Kansas)	7 ('23 at BYU)	1.0 (vs. UAPB)	1.0 ('25 vs. UAPB)	1.0 (vs. UAPB)	1.0 ('25 vs. UAPB)	1 ('24 vs. UNT)
#4 Maurion Horn	2 (vs. UCF)	11 ('24 vs. ACU)	has not happened	has not happened	has not happened	1.0 (3x, last '24 vs. W. Virginia)	has not happened
#5 Cole Wisniewski	10 (last vs. BYU)	11 (3x, last '23 at Montana)*	1.0 (vs. Oregon St.)	1.0 (2x, last '25 vs. Oregon St.)*	2.0 (at Kansas State)	2.0 ('25 at Kansas State)	2 (2x)*
#6 John Curry	10 (vs. BYU-Big 12 CG)	10 ('25 vs. BYU-Big 12 CG)	0.5 (vs. UCF)	0.5 ('25 vs. UCF)	1.0 (3x, last vs. BYU-Big 12 CG)	1.0 (3x, last '25 vs. BYU-Big 12 CG)	1 ('24 vs. WVU)
#7 Brenden Jordan	7 (at Utah)	7 ('25 at Utah)	has not happened	0.5 ('24 at TCU)	1.0 (vs. BYU-Big 12 CG)	1.0 (4x, last '25 vs. BYU-Big 12 CG)	1 ('25 at Houston)
#8 E'Maurion Banks	3 (vs. UCF)	5 (2x, last '24 at Wash. St.)	1.0 (2x, last at W. Virginia)	1.0 (3x, last '25 at W. Virginia)	1.0 (2x, last at W. Virginia)	2.0 ('23 vs. Cal)	has not happened
#9 Romello Height	6 (vs. Kansas)	6 ('25 vs. Kansas)	2.0 (2x, last at W. Virginia)	2.0 (3x, last '25 at W. Virginia)*	2.0 (2x, last at W. Virginia)	2.0 (3x, last '25 at W. Virginia)*	1 ('24 vs. NCST)*
#10 Jacob Rodriguez	14 (2x, last vs. BYU)	17 ('24 vs. Colorado)	1.0 (vs. Kansas)	2.0 ('24 at Iowa State)	2.0 (at Houston)	2.5 ('24 at Iowa State)	1 (6x)
#11 Charles Esters III	3 (at West Virginia)	7 ('23 vs. Oregon)	has not happened	2.0 ('23 at Baylor)	1.5 (at West Virginia)	2.0 ('23 at Baylor)	has not happened
#12 Macho Stevenson	1 (2x, last vs. BYU)	5 ('24 vs. Cincinnati)	has not happened	has not happened	has not happened	has not happened	has not happened
#13 Ben Roberts	13 (at Arizona State)	13 (2x, last '25 at Arizona St.)	has not happened	0.5 ('23 vs. Oregon)	1.0 (3x, last vs. UCF)	2.0 (2x, last '24 vs. Cincinnati)	2 (vs. BYU-Big 12 CG)
#14 Brice Pollock	6 (3x, last vs. Kansas)	6 (6x, last '25 vs. Kansas)*	has not happened	has not happened	2.0 (at Kansas State)	2.0 ('25 at Kansas State)	2 ('25 vs. Oregon St.)
#18 Terrell Tilmon	2 (3x, last vs. UCF)	4 ('24 vs. West Virginia)	1.0 (vs. Kansas)	2.0 ('24 vs. West Virginia)	1.0 (2x, vs. Kansas)	2.0 ('24 vs. West Virginia)	has not happened
#20 Dontae Balfour	5 (at Utah)	9 (2x, last '24 vs. UAB)*	has not happened	has not happened	0.5 (vs. Oregon St.)	1.5 ('24 at Rice)*	1 (3x)
#25 Chapman Lewis	has not happened	7 (3x, last '24 at Iowa St.)	has not happened	has not happened	has not happened	0.5 (2x, last '24 vs. W. Virginia)	1 (3x)
#27 Amier Boyd	4 (at Arizona State)	5 ('24 vs. MTSU)*	has not happened	has not happened	1.0 (at Kansas State)	1.0 (3x, last '25 at Kansas State)*	1 (4x)
#31 David Bailey	6 (vs. Kansas)	10 ('22 at UCLA)*	3.0 (vs. Kansas)	3.0 (2x, last '25 vs. Kansas)*	3.0 (3x, last at Arizona St.)	4.0 ('23 at Hawaii)*	has not happened
#33 A.J. Holmes Jr.	5 (vs. Kent St.)	7 ('24 vs. Baylor)*	2.0 (vs. Kansas)	2.0 ('25 vs. Kansas)	2.5 (vs. Kansas)	2.5 (2x, last '25 vs. Kansas)*	has not happened
#45 Brock Golwas	6 (vs. BYU-Big 12 CG)	6 ('25 vs. BYU-Big 12 CG)	has not happened	has not happened	has not happened	has not happened	has not happened
#51 Jayden Cofield	5 (vs. Oklahoma State)	5 ('25 vs. Oklahoma State)	1.0 (at West Virginia)	1.0 (3x, last '25 at W. Virginia)	1.5 (vs. UCF)	1.5 ('25 vs. UCF)	has not happened
#88 Amier Washington	3 (vs. UAPB)	4 (2x, last '24 vs. Ariz. St.)	has not happened	2.0 ('23 vs. Cal)	1.0 (at Kansas State)	4.0 ('23 vs. Cal)	has not happened
#90 Ansel Nedore	1 (2x, last vs. BYU)	2 ('24 at Arizona)	1.0 (vs. Oklahoma State)	1.0 ('25 vs. Oklahoma State)	1.0 (vs. Oklahoma State)	1.0 ('25 vs. Oklahoma State)	has not happened
#94 Braylon Rigby	2 (vs. Oklahoma State)	4 ('24 at Oklahoma St.)	has not happened	has not happened	has not happened	1.0 (3x, last '24 at Okla. St.)	has not happened

* - indicates stats that include numbers accumulated at previous FBS institution



GAME-BY-GAME LEADERS

OPPONENT	PASSING YARDS	RUSHES	RUSH YARDS	RECEPTIONS	RECEIVING YARDS	TACKLES	TACKLES FOR LOSS	SACKS
Ark-Pine Bluff	201 (Morton)	13 (Dickey)	90 (Dickey)	4 (Virgil)	56 (Virgil)	4 (3 players)	1.0 (4 players)	1.0 (Ramirez)
Kent State	258 (Morton)	16 (Hill)	127 (Hill)	5 (Virgil)	59 (Eakin)	7 (Rodriguez)	2.0 (Holmes Jr)	1.0 (3 players)
Oregon State	464 (Morton)	16 (Dickey)	65 (Dickey)	7 (Williams)	123 (Eakin)	8 (Wisniewski)	1.5 (Wisniewski)	1.0 (3 players)
at Utah	169 (Hammond)	13 (Dickey)	67 (Dickey)	7 (Carter Jr.)	72 (Virgil)	11 (Rodriguez)	1.0 (3 players)	1.0 (Bailey)
at Houston	345 (Morton)	20 (2 players)	109 (Williams)	10 (Eakin)	114 (Douglas)	8 (Rodriguez)	3.0 (Bailey)	2.0 (Bailey)
Kansas	91 (Morton)	21 (Dickey)	263 (Dickey)	6 (Douglas)	55 (Douglas)	14 (Rodriguez)	3.0 (Bailey)	3.0 (Bailey)
at Arizona State	167 (Hammond)	15 (Hammond)	47 (Hammond)	7 (Virgil)	66 (Eakin)	13 (Roberts)	3.0 (Bailey)	2.0 (Bailey)
Oklahoma State	172 (Griffis)	13 (Dickey)	47 (Dickey)	5 (2 players)	98 (Douglas)	10 (Rodriguez)	1.0 (3 players)	1.0 (Nedore)
at Kansas State	249 (Morton)	21 (Dickey)	135 (Williams)	8 (Douglas)	82 (Douglas)	6 (2 players)	2.0 (2 players)	1.0 (2 players)
BYU	219 (Morton)	23 (Dickey)	121 (Dickey)	4 (2 players)	54 (Virgil)	14 (Rodriguez)	1.0 (4 players)	1.0 (Hunter)
UCF	149 (Morton)	11 (Dickey)	77 (Dickey)	5 (2 players)	90 (Douglas)	9 (Rodriguez)	1.5 (Cofield)	1.0 (3 players)
at West Virginia	310 (Morton)	15 (Williams)	79 (Dickey)	10 (Carter Jr.)	127 (Douglas)	4 (5 players)	2.5 (Hunter)	1.5 (Height)
vs. BYU*	215 (Morton)	18 (Dickey)	80 (Williams)	8 (Virgil)	86 (Virgil)	13 (Rodriguez)	1.5 (Bailey)	1.0 (2 players)

GAME QUICK FACTS

OPPONENT	DURATION	TV	KO WEATHER	KO TIME (local)	ATTND.	COIN TOSS	KICK/RECEIVE	1ST TECH POSS.	1ST OPP. POSS.	HALF	FINAL
Ark-Pine Bluff	4:43*	ESPN+	83° cloudy	6:32 p.m. (CDT)	60,229	Won	Kick	Touchdown	Punt	TTU 47, UAPB 0	TTU 67, UAPB 0
Kent State	3:20	TNT	58° cloudy	11:02 a.m. (CDT)	60,229	Lost	Receive	Touchdown	TO on Downs	TTU 48, Kent 0	TTU 62, Kent 14
Oregon State	6:13^	FOX	81° cloudy	2:40 p.m. (CDT)	60,229	Won	Kick	Touchdown	Punt	TTU 28, OSU 0	TTU 45, OSU 14
at Utah	3:26	FOX	67° cloudy	10:10 a.m. (MDT)	52,236	Won	Kick	Touchdown	Punt	TTU 10, Utah 3	TTU 34, Utah 10
at Houston	3:32	ESPN	88° cloudy	6:10 p.m. (CDT)	42,806	Lost	Receive	Field Goal	TO/Fumble	TTU 25, HOU 11	TTU 35, HOU 11
Kansas	3:34	FOX	81° sunny	6:35 p.m. (CDT)	60,229	Won	Kick	Touchdown	Punt	TTU 21, KU 17	TTU 42, KU 17
at Arizona State	3:46	FOX	81° sunny	1:05 p.m. (MST)	54,177	Lost	Receive	Punt	Punt	ASU 9, TTU 7	ASU 26, TTU 22
Oklahoma State	3:08	ESPNU	69° cloudy	3:30 p.m. (CDT)	59,625	Lost	Receive	Touchdown	Punt	TTU 28, OSU 0	TTU 42, OSU 0
at Kansas State	3:51	FOX	48° cloudy	2:36 p.m. (CDT)	52,111	Lost	Receive	Interception	Interception	TTU 12, KSU 7	TTU 43, KSU 20
BYU	3:25	ABC	69° sunny	11:07 a.m. (CST)	60,229	Won	Kick	Punt	Punt	TTU 13, BYU 0	TTU 29, BYU 7
UCF	3:13	FOX	86° sunny	2:41 p.m. (CST)	60,229	Lost	Receive	Touchdown	Punt	TTU 38, UCF 2	TTU 48, UCF 9
at West Virginia	3:25	ESPN	35° sunny	12:05 p.m. (EST)	44,250	Won	Kick	Touchdown	Punt	TTU 28, WVU 0	TTU 49, WVU 0
vs. BYU+	3:14	ABC	indoors	11:08 a.m. (CST)	85,519	Lost	Receive	Punt	Touchdown	TTU 13, BYU 7	TTU 34, BYU 7

* includes 1:28 weather delay

^ includes 2:24 weather delay

TURNOVER CHART

Opponent	Forced by Texas Tech					Forced by Opponent				
	Fum	Int	Tot	Pts Off	Margin	Fum	Int	Tot	Pts Off	
UAPB	0	1	1	6	+1	0	0	0	0	
Kent State	1	1	2	10	+1	1	0	1	7	
Oregon State	0	2	2	10	E	0	2	2	7	
at Utah	2	2	4	10	+2	0	2	2	0	
at Houston	1	2	3	10	+2	1	0	1	0	
Kansas	1	0	1	8	E	0	1	1	7	
at Arizona State	0	0	0	0	-1	0	1	1	7	
Oklahoma State	2	0	2	7	E	2	0	2	0	
at Kansas State	3	2	5	27	+3	1	1	2	0	
BYU	2	1	3	9	+3	0	0	0	0	
UCF	1	1	2	7	+2	0	0	0	0	
at West Virginia	0	2	2	7	E	1	1	2	0	
vs. BYU	2	2	4	14	+4	0	0	0	0	
Totals	15	16	31	125	+15	6	8	14	28	

REDZONE CHART

Opponent	Texas Tech			Opponents		
	Scores-Chances (%)	TD (R/P)	FG	Scores-Chances (%)	TD (R/P)	FG
UAPB	8-of-8 (100.0)	6 (2/4)	2	1-of-1 (100.0)	1 (0/1)	0
Kent State	6-of-7 (85.7)	4 (3/1)	2	2-of-2 (100.0)	2 (1/1)	0
Oregon State	5-of-6 (83.3)	4 (2/2)	1	1-of-3 (33.3)	1 (0/1)	0
at Utah	2-of-2 (100.0)	1 (1/0)	1	2-of-2 (100.0)	1 (1/0)	1
at Houston	7-of-8 (87.5)	2 (2/0)	5	1-of-1 (100.0)	0 (0/0)	1
Kansas	5-of-5 (100.0)	3 (2/1)	2	1-of-2 (50.0)	1 (0/1)	0
at Arizona State	2-of-3 (66.7)	2 (1/1)	0	5-of-5 (100.0)	2 (1/1)	3
Oklahoma State	2-of-3 (66.7)	2 (2/0)	0	0-of-0 (-)	0 (0/0)	0
at Kansas State	5-of-5 (100.0)	3 (1/2)	2	2-of-2 (100.0)	2 (1/1)	0
BYU	6-of-7 (85.7)	2 (1/1)	4	1-of-1 (100.0)	1 (0/1)	0
UCF	6-of-7 (85.7)	5 (4/1)	1	1-of-1 (100.0)	1 (0/1)	0
at West Virginia	6-of-7 (85.7)	6 (2/4)	0	0-of-1 (0.0)	0 (0/0)	0
vs. BYU	4-of-5 (80.0)	1 (1/0)	3	1-of-1 (100.0)	1 (1/0)	0
Totals	64-of-73 (87.7)	41 (24/17)	23	18-of-22 (81.8)	13 (5/8)	5

THE LAST TIME...

TEXAS TECH ...

Defeated an AP Top 25 opponent at home
vs. #8 BYU (2025)
Defeated an AP Top 25 opponent on the road
at #16 Utah (2025)
Defeated an AP Top 25 opponent at a neutral site
vs. #11 BYU (2025, Big 12 Championship, AT&T Stadium)
Won a game scoring 14+ points or less
at Iowa State, 14-10 (2022)
Scored 70+ points
77, vs. Lamar (2018)
Scored 60+ points
62, vs. Kent State (2025)
Scored 60+ points in consecutive games
67, vs. UAPB (8/30), 62 vs. Kent State (9/6/2025)
Won by 50+ points
60 pt. win, defeated Arkansas-Pine Bluff, 67-7 (2025)
Shutout Opponent
at West Virginia (2025), def. WVU, 49-0
Shutout Opponent on the road
at West Virginia (2025), def. WVU, 49-0
Shutout Opponent in first half
at West Virginia (2025)
Shutout Opponent in second half
vs. BYU (2025, Big 12 Championship, AT&T Stadium)
Was Shutout by an Opponent
vs. Oklahoma State (2021)
Was Shutout by an Opponent in first half
vs. Oklahoma State (2021)
Was Shutout by an Opponent in second half
at #7 Texas (2023)
Ran 100 or plays
103, vs. West Virginia (2022)
Rushed for over 300 yards
372 vs. Kansas (2025) - <i>most since 453 in 1997</i>
Rushed for over 400 yards
453, vs. Louisiana-Lafayette (1997)
Passed for over 700 yards
734, vs. #16 Oklahoma (2016)
Passed for over 600 yards
605, vs. Houston (2018)
Passed for 7+ TDs
8, vs. Kansas (2016)
Passed for 6 TDs
6, vs. Arkansas-Pine Bluff (2025)
Passed for 5+ TDs
5, at West Virginia (2025)
Had over 700 yards in total offense
704, vs. Houston (2018)
Had over 600 yards in total offense
601, vs. Kent State (2025)
Had over 400 yards in the first half
415, vs. North Texas (2024)
Recorded a safety
vs. Arkansas (2024) - Issac Smith sack (loss of 2 yds)
Scored 2-point conversion
vs. BYU (2025, Big 12 CG) - Terrance Carter Jr. rec.
Forced at least 6 turnovers
7, vs. Nebraska (2004)
Forced at least 5 turnovers
5, at Kansas State (2025)
Forced at least 4 turnovers
4, vs. BYU (2025, Big 12 CG)
Forced 0 turnovers
0, at Arizona State (2025)
Had 0 turnovers
0, vs. UCF (2025)
Returned two Interceptions for touchdowns
vs. Oklahoma State (2000)

Intercepted at least 4 passes
4, vs. Houston (2021)
Had zero TFLs in a game
0, vs. Baylor (2024)
Had 10 or more TFLs in a game
12, at Kansas State (2025)
Had zero Punts in a game
0, vs. Arkansas-Pine Bluff (2025)
Blocked two punts in a game
vs. Kent State (2025)

A TEXAS TECH INDIVIDUAL [OFF.] ...

Rushed for over 200 yards
Cameron Dickey, 263 yards, vs. Kansas (2025)
Had a run of 70+ yards
Cameron Dickey, 71 yds, vs. Kansas (2025)
Had a run of 80+ yards
Justin Stockton, 84 yds, at Houston (2017)
Rushed for 5+ TDs
James Gray, 5, vs. Rice (1989)
Rushed for 4+ TDs
Ta'Zawn Henry, 4, vs. Houston (2018)
Two players rushed for 100 yards
Cam'Ron Valdez (111 yards), Tajh Brooks (102 yards), vs. Houston (2023)
A quarterback rushed for 100 yards
Tyler Shough, 101 yards, vs. #13 Oregon (2023)
Three quarterbacks had at least 1 passing Touchdown
Morton, Hammond, Griffis vs. Ark.-Pine Bluff (2025)
Three 100-yard receivers
Eakin (123), Williams (116), Carter (102) vs. Oregon State (2025)
Six players caught a TD
Giles (2), Coutee (2), Batson (1), Lauderdale (1), Willies (1), Cantrell (1), vs. Kansas (2016)
Passed for 400-499 yards
Behren Morton, 401, at Oklahoma State (2024)
Passed for 500-699 yards
Alan Bowman, 605, vs. Houston (2018)
Passed for 700+ yards
Patrick Mahomes II, 734, vs. #16 Oklahoma (2016)
Passed for 5 TDs
Behren Morton, 5, vs. Abilene Christian (2024)
Passed for 6 TDs
Nic Shimonek, 6, vs. Arizona State (2017)
Passed for 7 TDs
Seth Doege, 7, at #21 TCU (2012)
Passed for 8 TDs
B.J. Symons, 8, vs. Texas A&M (2003)
Wide receiver threw a TD pass
Coy Eakin, 20 yds to Johncarlos Miller II at Washington State (2024)
Tight End threw a TD pass
Jalin Conyers, 20 yds to Caleb Douglas vs. Baylor (2024)
Had 60-69 pass attempts
Behren Morton, 62, at #7 Oklahoma State (2022)
Had 70+ pass attempts
Patrick Mahomes II, 88, vs. #16 Oklahoma (2016)
Had 50+ pass completions
Patrick Mahomes II, 52, vs. #16 Oklahoma (2016)
Had 10+ receptions
Terrance Carter Jr., 10, at West Virginia (2025)
Had 15+ receptions
Jace Amaro, 15, vs. #12 Oklahoma State (2013)
Had a reception of 70+ yards
J'Koby Williams, 73 yards, at Utah (2025)
Had a reception of 80+ yards
Dalton Rigdon, 81 yards, at West Virginia (2019)
Had a reception of 90+ yards
Jakeem Grant, 90 yards, vs. #12 Oklahoma State (2015)
Had over 200 yards receiving
Antoine Wesley, 261, vs. Houston (2018)

Had 4 TD receptions
Derek Dorris, 4, at Kansas (2000)
Had 3 TD receptions
Caleb Douglas, 3, vs. Baylor (2024)
Tight end caught 2 TDs
Jalin Conyers, vs. Colorado (11/9/2024)
Had a 100-yard rusher & 100-yard receiver
at Houston (2025)
J'Koby Williams (109 RUSH), Caleb Douglas (114 REC)
Had a 300-yd passer, 100-yd rusher & 100-yd receiver
at Houston (2025); Behren Morton (345 PASS), J'Koby Williams (109 RUSH), Caleb Douglas (114 REC)

A TEXAS TECH INDIVIDUAL [DEF.] ...

Recorded a 20+ tackle game
Lawrence Flugence, 23, at #12 Ohio State (2002)
Recorded a 15+ tackle game
Jacob Rodriguez, 17, vs. Colorado (2024)
Recorded 5.0+ TFLs
Dorian Pitts, 5.0, vs. Oklahoma State (2000)
Recorded 4.0+ Sacks
Jordyn Brooks, 4.0, vs. #21 Oklahoma State (2019)
Recorded 5+ pass breakups
Rayshad Williams, 5, at #7 Oklahoma State (2022)
Forced 2+ fumbles, game
Jacob Rodriguez, 2, at Kansas State (2025)
Returned a fumble for a touchdown
at Kansas State (2025), John Curry, 10 yards
Intercepted 3 passes, game
Darcel McBath, 3, at #19 Kansas (2008)
Intercepted 2 passes, game
Ben Roberts, 2, vs. BYU (2025, Big 12 CG)
Intercepted passes in back-to-back games
Jacob Rodriguez, vs. BYU (1), vs. UCF (1) (2025)
Intercepted pass by a Defensive Linemen
Skyler Gill-Howard, vs. Kent State (2025)
Returned an Interception for a touchdown
Skyler Gill-Howard, vs. Kent State (2025), 55 yds
Made 4+ field goals
Stone Harrington, 4-for-6, vs. BYU (2025, Big 12 CG)
Made 50+ FG
Stone Harrington, 53 yds, vs. UCF (2025)
Made 58+ FG
Harrington, 58 yds (2nd longest/program history) , at Utah (2025)
Made 60+ FG
Jonathan Garibay, 62 yds (record) vs. Iowa State (2021)
Kicked 80+ punt
Austin McNamara, 87 yards, vs. West Virginia (2020)
Kicked 70-79 punt
Austin McNamara, 70 yards, vs. Oklahoma State (2021)
Returned a kick off for a TD
J'Koby Williams, 99 yds, vs. Oklahoma State (2025)
Returned punt for TD
Eric Morris (86 yds), at Nevada (2008)
Scored Defensive 2-point conversion
Ben Kirkpatrick, 84 yds, vs. #15 Oklahoma (1992)
Blocked a PAT
Trevon McAlpine, at Oklahoma State (2024)
Blocked a FG in a game
Myles Cole, at Iowa State (2022)
Blocked FG return for TD
Eli Howard (block)/Zech McPhearson (return), 90 yds, at #24 Iowa State (2020)
Faked a FG for a TD
Holder Jack Burgess pitch to kicker Reese Burkhardt, 4-yd rush, at TCU (2024)
Blocked a punt
Oliver Miles vs. Oklahoma State (2025)
Returned/Recovered a blocked punt for TD
Loic Fouonji (7 yards) vs. Houston (2023)
Recovered a successful onsides kick
Coy Eakin (kicked by Reese Burkhardt) at Washington State (2024)



GAME RECAPS

Game 1, Aug. 30, 2025	1Q	2Q	3Q	4Q	FINAL
Arkansas-Pine Bluff (0-1)	0	0	0	7	7
No. 24 Texas Tech (1-0)	23	24	14	6	67

AT&T Jones Stadium | Lubbock, Texas | 6:32 p.m. CDT | 83° cloudy | ESPN+ | Attendance: 60,229

SCORING SUMMARY

QTR	Time	Team	Scoring Play	Drive / Time
1st	11:44	TTU	Virgil/Morton 9-yd pass	4-39/1:07
1st	10:12	TTU	Carter/Morton 21-yd pass	1-21/0:07
1st	4:47	TTU	Bellenfant 29-yd FG	8-61/3:07
1st	2:15	TTU	Carter/Morton 9-yd pass	6-28/2:14
2nd	13:58	TTU	Eakin/Morton 41-yd pass	5-70/1:08
2nd	8:56	TTU	Williams 5-yd run	8-80/3:06
2nd	4:49	TTU	Harrington 31-yd FG	7-43/2:12
2nd	1:21	TTU	Dickey 2-yd run	4-5/10:54
3rd	6:28	TTU	Hammond 64-yd run	5-80/1:23
3rd	3:00	TTU	Stone/Hammond 9-yd pass	5-68/1:47
4th	6:16	APB	Stewart/Peters 7-yd pass	7-85/2:41
4th	3:20	TTU	Jones/Griffis 13-yd pass	7-85/2:41

TEAM STATISTICS

	APB	TTU
FIRST DOWNS	11	33
RUSHES-YARDS (NET)	26-53	29-294
PASSING YDS (NET)	122	314
Passes Att-Comp-Int	17-33-1	25-32-0
TOTAL OFFENSE PLAYS-YARDS	59-175	59-608
Fumble Returns-Yards	0-0	0-0
Punt Returns-Yards	0-0	4-5
Kickoff Returns-Yards	2-45	5-200
Interception Returns-Yards	0-0	1-7
Punts (Number-Avg)	7-26.9	0-0
Fumbles-Lost	2-0	2-0
Penalties-Yards	4-31	7-70
Possession Time	30:38	27:22
Third-Down Conversions	4 of 14	7 of 8
Fourth-Down Conversions	1 of 2	0 of 0
Red-Zone Scores-Chances	1-1	8-0
Sacks By: Number-Yards	0-0	3-12

INDIVIDUAL LEADERS

PASSING YARDS: Behren Morton, 201 yards (16-of-20, 4 TD, 0 INT)
RUSH YARDS: Cameron Dickey, 90 yards (13 carries, 1 TD)
RECEIVING YARDS: Reggie Virgil, 56 yards (4 rec., 1 TD)
TACKLES: Ben Roberts, 4; Bryce Ramirez, 4; Wesley Smith, 4
TACKLES FOR LOSS: Bryce Ramirez, 1.0; Johnny Curry, 1.0; Charles Esters III, 1.0; AJ McCarty, 1.0
SACKS: Bryce Ramirez, 1.0

LUBBOCK, Texas (AP) — Behren Morton threw for 201 yards and four touchdowns before exiting the game following a sack in the second quarter, and No. 23 Texas Tech routed overmatched FCS member Arkansas-Pine Bluff 67-7 in the opener for both teams Saturday night.

The Red Raiders led 47-0 at halftime coming off their first preseason Top 25 ranking since 2008, and the game was shortened to a pair of 8-minute quarters following a 90-minute weather delay that hit at the break.

Morton came up limping after Tayvon Hardwick came off the edge and hit Morton low, tweaking the senior's lower right leg. Hardwick was penalized for roughing the passer.

Morton took the next snap and handed off to J'Koby Williams, who ran 5 yards for a TD and a 37-0 lead. He was still in uniform when he returned to the sideline before halftime, and coach Joey McGuire said in a radio interview at the break that Morton was OK. He completed 16 of 18 passes.

Will Hammond replaced Morton and led two more scoring drives as the Red Raiders put up points all eight times they had the ball before halftime with six touchdowns and two field goals.

Hammond ran 64 yards for a touchdown on the fifth play of the second half and threw for a score. Terrance Carter had two TD catches.

APB avoided the shutout on Christian Peters' 7-yard touchdown pass to Ellis Stewart in the fourth quarter. The Golden Lions were outgained 392-52 in the first half, when Peters was 9 of 19 for 39 yards with an interception and their leading rusher was Za'Marion Webber with 9 yards on eight carries.

Tonight's game duration was 4:43 after experiencing a 1-hour, 28-minute lightning delay that began during halftime. When play resumed at 10:10 p.m., the two teams played an eight-minute third quarter and an eight-minute fourth quarter.

Texas Tech's 67 points were the 10th-most points scored all-time in a single game. It was the most points scored in a game since scoring 66 versus North Texas in 2024.



▲ BEHREN MORTON (2) kicked off his senior season guiding the Red Raiders to 37-0 lead in the second quarter before giving way to QBs Will Hammond and Mitch Griffis, who also got into the action of throwing TD passes en route to a 67-7 win.

Game 2, Sept. 6, 2025	1Q	2Q	3Q	4Q	FINAL
Kent State (1-1)	0	0	0	14	14
No. 24 Texas Tech (2-0)	21	27	7	7	62

AT&T Jones Stadium | Lubbock, Texas | 11:02 a.m. CDT | 58° cloudy | TNT | Attendance: 60,229

SCORING SUMMARY

QTR	Time	Team	Scoring Play	Drive / Time
1st	11:43	TTU	Virgil/Morton 35-yd pass	8-78/3:07
1st	9:57	TTU	Dickey 2-yd run	3-13/1:00
1st	6:31	TTU	Eakin/Morton 42-yd pass	4-76/0:58
2nd	14:19	TTU	Bellanfant 23-yd FG	8-32/1:42
2nd	10:24	TTU	Dickey 1-yd run	7-46/2:51
2nd	8:35	TTU	Gill-Howard 55-yd INT	--/1:47
2nd	1:48	TTU	Harrington 47-yd FG	9-16/3:10
2nd	0:12	TTU	Virgil/Morton 3-yd pass	4-60/0:31
3rd	5:06	TTU	Jones/Hammond 38-yd pass	4-57/1:16
4th	12:11	KSU	DeShields 10-yd run	7-83/3:43
4th	10:20	KSU	Wolford/DeShields 16-yd pass	3-31/1:27
4th	6:49	TTU	Hammond 13-yd run	8-75/3:31

TEAM STATISTICS

	KSU	TTU
FIRST DOWNS	10	27
RUSHES-YARDS (NET)	34-63	42-230
PASSING YDS (NET)	165	371
Passes Att-Comp-Int	11-25-1	27-38-0
TOTAL OFFENSE PLAYS-YARDS	59-228	80-601
Fumble Returns-Yards	0-0	1-0
Punt Returns-Yards	0-0	3-34
Kickoff Returns-Yards	3-46	1-12
Interception Returns-Yards	0-0	1-55
Punts (Number-Avg)	8-39.4	2-44.0
Fumbles-Lost	2-1	1-1
Penalties-Yards	4-36	7-60
Possession Time	29:57	30:03
Third-Down Conversions	2 of 14	6 of 13
Fourth-Down Conversions	2 of 3	1 of 2
Red-Zone Scores-Chances	2-2	6-7
Sacks By: Number-Yards	0-0	3-14

INDIVIDUAL LEADERS

PASSING YARDS: Behren Morton, 258 yards (18-of-26, 3 TD, 0 INT)
RUSH YARDS: Adam Hill, 127 yards (16 carries, 0 TD); Cameron Dickey, 10 yards (8 carries, 2 TD)
RECEIVING YARDS: Coy Eakin, 59 yards (3 rec., 1 TD); Reggie Virgil, 50 yards (5 rec., 2 TD)
TACKLES: Jacob Rodriguez, 7; Ben Roberts, 6
TACKLES FOR LOSS: Anthony Holmes Jr., 2.0
SACKS: Anthony Holmes Jr., 1.0; Romello Height, 1.0; David Bailey, 1.0

LUBBOCK, Texas (AP) — Behren Morton threw for three touchdowns, big defensive tackle Skyler Gill-Howard returned an interception 55 yards for a score and No. 24 Texas Tech blew out another overmatched opponent, beating Kent State 62-14 on Saturday. Cameron Dickey had two rushing TDs and Reggie Virgil added two receiving scores as the Red Raiders (2-0) led 48-0 at halftime, one point better than the margin at the break a week ago in a 67-7 victory over FCS member Arkansas-Pine Bluff.

Morton started Saturday and was 18 of 26 for 258 yards while playing only the first half.

Dru DeShields threw for a touchdown and ran for a score in the fourth quarter for the Golden Flashes (1-1), who ended a 21-game losing streak with a 21-17 victory over Merrimack in their opener.

Kent State had negative total yards until Gavin Garcia ran 38 yards on a screen pass on its sixth possession early in the second quarter. Two plays later, Gill-Howard took his interception the other way for a 38-0 lead.

The 290-pounder from Northern Illinois, part of Texas Tech's highly touted transfer class, made the catch behind the line of scrimmage and scored untouched after Lee Hunter applied quick pressure and A.J. Holmes Jr. tipped the pass.

The Red Raiders scored on their first 14 possessions of the season, all 11 against Arkansas-Pine Bluff and the first three against Kent State. Jack Burgess' first punt this year came late in the first quarter.

Third-string running back Adam Hill was the first to 100 yards rushing for the Red Raiders this season. He had 127 yards on 16 carries, all in the second half. In fact, all 206 of his yards have come after halftime, with the outcome no longer in doubt. The blowouts have limited the action for the top two backs, Dickey and J'Koby Williams.



▲ SKYLER GILL-HOWARD (0), returns an interception 55 yards for a touchdown halfway through the second quarter to push Tech's lead to 38-0.

GAME RECAPS

Game 3, Sept. 13, 2025	1Q	2Q	3Q	4Q	FINAL
Oregon State (0-3)	0	0	0	14	14
No. 21 Texas Tech (3-0)	14	14	10	7	45

Jones AT&T Stadium | Lubbock, Texas | 2:40 p.m. CDT | 81° cloudy | FOX | Attendance: 60,229

SCORING SUMMARY

QTR	Time	Team	Scoring Play	Drive / Time
1st	12:00	TTU	Eakin/Morton 38-yd pass	5-50/1:12
1st	6:27	TTU	Douglas/Morton 61-yd pass	5-79/2:00
2nd	10:01	TTU	Williams/Morton 30-yd pass	10-49/2:42
2nd	6:35	TTU	Williams 3-yd run	7-70/2:30
3rd	11:26	TTU	Carter/Morton 23-yd pass	10-84/3:27
3rd	1:07	TTU	Bellenfant 21-yd FG	12-94/5:32
4th	10:43	TTU	Dickey 4-yd run	9-55/4:11
4th	5:05	OSU	Caufield/Murphy 6-yd pass	5-72/3:03
4th	1:53	OSU	Boschma/Murphy 26-yd pass	5-40/1:23

TEAM STATISTICS

	OSU	TTU
FIRST DOWNS	17	25
RUSHES-YARDS (NET)	22-8	40-121
PASSING YDS (NET)	281	478
Passes Att-Comp-Int	25-46-2	27-41-2
TOTAL OFFENSE PLAYS-YARDS	68-289	81-599
Fumble Returns-Yards	0-0	0-0
Punt Returns-Yards	0-0	1-13
Kickoff Returns-Yards	1-17	2-36
Interception Returns-Yards	2-25	2-0
Punts (Number-Avg)	7-38.3	2-49.0
Fumbles-Lost	0-0	0-0
Penalties-Yards	4-23	9-75
Possession Time	29:00	31:00
Third-Down Conversions	7 of 16	9 of 15
Fourth-Down Conversions	2 of 2	0 of 1
Red-Zone Scores-Chances	1-3	5-6
Sacks By: Number-Yards	2-24	3-26

INDIVIDUAL LEADERS

PASSING YARDS: Behren Morton, 464 yards (23-of-35, 4 TD, 1 INT)
RUSH YARDS: Cameron Dickey, 65 yards (16 carries, 1 TD); J’Koby Williams, 48 yards (13 carries, 1 TD)
RECEIVING YARDS: Coy Eakin, 123 yards (5 rec., 1 TD); J’Koby Williams, 116 yards (7 rec., 1 TD)
TACKLES: Cole Wisniewski, 8; Jacob Rodriguez, 7; John Curry, 7
TACKLES FOR LOSS: Cole Wisniewski, 1.5
SACKS: Cole Wisniewski, 1.0; Romello Height, 1.0; David Bailey, 1.0

LUBBOCK, Texas (AP) — Behren Morton threw for 464 yards and four touchdowns, J’Koby Williams had a scoring catch and a run and No. 21 Texas Tech beat Oregon State 45-14 on Saturday night in a weather-delayed game.

Play was stopped for 2 1/2 hours just 2 1/2 minutes into the game.

Cameron Dickey added a short TD run to help the Red Raiders improve to 3-0 for the first time in coach Joey McGuire’s four seasons.

Oregon State’s Maalik Murphy threw touchdown passes in the waning minutes to Bryce Caufield and Karson Boschma. The Beavers are 0-3 for the first time since 2011.

Morton’s TD passes were 38 yards to Coy Eakin, 61 yards to Caleb Douglas, 30 yards to Williams and 23 yards to Terrance Carter.

Tech led 28-0 at halftime, 45-0 through three periods and outgained Oregon State 534 yards to 164 through three periods.

Eakin’s score came on the third play after play resumed following the delay.

Upton Bellenfant kicked a 21-yard field goal.

Oregon State adjusted to the continued absence of veteran deep snapper Dylan Black after four poor snaps last week helped doom the Beavers in their 36-27 loss to Fresno State. Regular center Van Wells snapped to punter AJ Winsor, who lined up only 7-8 yards behind center and got kicks away quickly. His first two carried only 29 and 23 yards, but he finished averaging 39.6. Murphy took two quick kicks for 36 and 34 yards.

Morton played three periods for the first time this season. He has 923 yards passing and 11 TD passes heading into Big 12 play.

Texas Tech has shutout its opponent through the first three quarters in each of its first three games this season. The Red Raiders are outscoring their opponent a combined 123-0 in the first half, a combined 154-0 over the first three quarters, and 174-35 overall in three games this season.

Texas Tech scored on its opening drive; the Red Raiders have started all three games in 2025 with touchdown drives.



▲ ROMELLO HEIGHT (9) celebrates a second-quarter sack that would stall the Beavers drive and lead to a punt with Tech up 28-0.

Game 4, Sept. 20, 2025	1Q	2Q	3Q	4Q	FINAL
No. 17 Texas Tech (4-0, 1-0)	7	3	0	24	34
No. 16 Utah (3-1, 0-1)	0	3	0	7	10

Rice-Eccles Stadium | Salt Lake City, Utah | 10:10 a.m. MST | 67° cloudy | FOX | Attendance: 52,236

SCORING SUMMARY

QTR	Time	Team	Scoring Play	Drive / Time
1st	10:13	TTU	Dickey 1-yd run	7-85/3:01
2nd	0:48	TTU	Harrington 58-yd FG	7-13/1:23
2nd	0:00	UTA	Curtis 32-yd FG	7-61/0:48
4th	12:33	TTU	Harrington 25-yd FG	12-79/4:30
4th	10:22	UTA	Parker 5-yd run	7-75/2:11
4th	8:29	TTU	Carter/Hammond 24-yd pass	4-75/1:53
4th	3:41	TTU	Dickey 24-yd run	7-68/3:47

TEAM STATISTICS

	TTU	UTA
FIRST DOWNS	20	16
RUSHES-YARDS (NET)	37-173	31-101
PASSING YDS (NET)	311	162
Passes Att-Comp-Int	25-35-2	25-38-2
TOTAL OFFENSE PLAYS-YARDS	72-484	69-263
Fumble Returns-Yards	0-0	0-0
Punt Returns-Yards	1-0	1-9
Kickoff Returns-Yards	0-0	0-0
Interception Returns-Yards	2-0	2-0
Punts (Number-Avg)	6-41.3	7-44.7
Fumbles-Lost	1-0	3-2
Penalties-Yards	14-122	2-10
Possession Time	32:15	27:45
Third-Down Conversions	9 of 17	4 of 14
Fourth-Down Conversions	0 of 3	0 of 2
Red-Zone Scores-Chances	2-2	2-2
Sacks By: Number-Yards	1-10	1-16

INDIVIDUAL LEADERS

PASSING YARDS: Will Hammond, 169 yards (13-of-16, 2 TD, 0 INT)
RUSH YARDS: Cameron Dickey, 67 yards (13 carries, 2 TD); Will Hammond, 61 yards (8 carries, 0 TD)
RECEIVING YARDS: Reggie Virgil, 72 yards (6 rec., 1 TD); Terrance Carter Jr., 49 yards (7 rec., 1 TD)
TACKLES: Jacob Rodriguez, 11; Cole Wisniewski, 8
TACKLES FOR LOSS: David Bailey, 1.0; Skyler Gilt-Howard, 1.0; Terrell Tilmon, 1.0
SACKS: David Bailey, 1.0

SALT LAKE CITY (AP) — Backup quarterback Will Hammond stepped into a stagnant Texas Tech offense in the third quarter and put together four scoring drives to lead the 17th-ranked Red Raiders to a 34-10 win over No. 16 Utah on Saturday.

Hammond threw for 169 yards and two touchdowns and rushed for 61 yards. He entered the game in relief of Behren Morton, who was ruled out after sustaining an injury during the Red Raiders’ (4-0, 1-0 Big 12) opening drive of the third quarter. Morton was ruled out after the hit with his team leading 10-3. He threw for 142 yards and two INTs before exiting. The offense didn’t skip a beat in Morton’s absence. If anything, it revved up.

Utah QB Devon Dampier threw for 162 yards and two interceptions. The Utes (3-1, 0-1 Big 12) were held to 263 total yards and committed four turnovers.

Texas Tech opened the scoring early in the first quarter on a 1-yard touchdown run from Cameron Dickey, who finished the day with 67 yards and two scores. Stone Harrington’s career-long 58-yard field goal extended the Red Raiders’ lead to 10-0 late in the second quarter.

The Utes struggled to answer. Utah had turnovers on back-to-back first-half drives and a 69-yard TD pass from Dampier to Jackson Bennee called back on an ineligible receiver penalty.

After Wayshawn Parker scored on a 5-yard run to cut the deficit to 13-10 with 10:22 left in the fourth quarter, the Utes’ defense unraveled. The Red Raiders reeled off three straight TDs to secure the win.

Hammond’s first touchdown pass – a 24-yarder to Terrance Carter Jr. – restored a double-digit lead. Dickey put the Red Raiders up 27-10 with 3:41 remaining when he took a handoff, squeezed his way through a scrum of players and popped out the other side for a 24-yard touchdown run.

Dampier threw an interception on Utah’s ensuing drive, which led to Hammond’s spot-on strike to Reggie Virgil for a 21-yard score.

Texas Tech forced four turnovers; its most in a single game since facing Cal in the 2023 Independence Bowl. Utah attempted two fourth downs, and Tech held them both times.

Texas Tech exploded for 24 points in the fourth quarter in its 34-10 win. Utah entered the game allowing 8.3 points per game, 8th-best in the nation. The most points the Utes allowed in a single season was 10 to UCLA in week one.



▲ J’KOBY WILLIAMS (20) takes an underneath pass for 73 yards on 3rd and 10 which led to a touchdown on the Red Raiders opening drive.

GAME RECAPS

Game 5, Oct. 4, 2025	1Q	2Q	3Q	4Q	FINAL
No. 11 Texas Tech (5-0, 2-0)	15	10	3	7	35
Houston (4-1, 1-1)	3	8	0	0	11

TDECU Stadium	Houston, Texas	6:10 p.m. CDT	88° cloudy	ESPN	Attendance: 42,806
---------------	----------------	---------------	------------	------	--------------------

SCORING SUMMARY

QTR	Time	Team	Scoring Play	Drive / Time
1st	10:31	TTU	Harrington 26-yd FG	13-68/4:25
1st	9:38	TTU	Bellenfant 33-yd FG	4-1/0:47
1st	4:34	TTU	Harrington 23-yd FG	9-43/3:23
1st	2:16	UH	Sanchez 24-FG	8-69/2:14
1st	0:56	TTU	Dickey/Hammond 69-yd pass	3-75/1:20
2nd	11:11	TTU	Williams 5-yd run	5-25/1:50
2nd	1:53	TTU	Harrington 26-yd FG	10-47/4:12
2nd	1:27	UH	Thoms/Chriss 64-yd pass	2-75/0:26
3rd	7:44	TTU	Bellenfant 29-yd FG	13-73/5:42
4th	11:34	TTU	Williams 1-yd run	7-38/3:22

TEAM STATISTICS

	TTU	UH
FIRST DOWNS	27	12
RUSHES-YARDS (NET)	50-207	30-103
PASSING YDS (NET)	345	164
Passes Att-Comp-Int	28-40-0	10-25-2
TOTAL OFFENSE PLAYS-YARDS	90-552	55-267
Fumble Returns-Yards	0-0	0-0
Punt Returns-Yards	1-30	0-0
Kickoff Returns-Yards	2-38	4-78
Interception Returns-Yards	2-26	0-0
Punts (Number-Avg)	2-43.0	5-42.4
Fumbles-Lost	2-1	2-1
Penalties-Yards	8-65	5-55
Possession Time	37:58	22:02
Third-Down Conversions	9 of 18	1 of 12
Fourth-Down Conversions	1 of 1	2 of 5
Red-Zone Scores-Chances	7-8	1-1
Sacks By: Number-Yards	2-17	2-12

INDIVIDUAL LEADERS

PASSING YARDS: Behren Morton, 345 yards (28-of-40, 1 TD, 0 INT)
RUSH YARDS: J'Koby Williams, 109 yards (20 carries, 2 TD); Cameron Dickey, 96 yards (20 carries, 0 TD)
RECEIVING YARDS: Caleb Douglas, 114 yards (7 rec., 0 TD); Coy Eakin, 81 yards (10 rec., 0 TD)
TACKLES: Jacob Rodriguez, 8; Ben Roberts, 6
TACKLES FOR LOSS: David Bailey, 3.0; Jacob Rodriguez, 2.0
SACKS: David Bailey, 2.0

HOUSTON (AP) — Behren Morton threw for 345 yards and a touchdown, J'Koby Williams ran for two scores and No. 11 Texas Tech improved to 5-0 with a 35-11 victory over previously unbeaten Houston on Saturday night.

It's the first time the Red Raiders have won their first five games since opening the 2013 season 7-0 and is the eighth 5-0 start in school history.

Texas Tech (5-0, 2-0 Big 12) has dominated through its first five games, winning each contest by at least 24 points and outscoring opponents 243-56.

Conner Weigman threw for 71 yards with an interception in the first half for Houston (4-1, 1-1) before going to the locker room late in the second quarter with an apparent injury and not returning.

The Red Raiders were up by 6 late in the first quarter after three field goals when Morton found Cameron Dickey on a short pass and he juked two defenders and ran untouched for a 69-yard touchdown. The 2-point conversion failed to leave Tech up 15-3.

Jacob Rodriguez intercepted Weigman's and returned it to the Houston 25 early in the second quarter. Texas Tech cashed in five plays later when Williams scored on a 5-yard run that made it 22-3.

Zeon Chriss-Gremillion took over after Weigman exited and scrambled for 11 yards on his first play before throwing a 64-yard touchdown pass to Amare Thomas on his second about 90 seconds before halftime. He connected with Stephon Johnson on the 2-point conversion to cut the lead to 25-11.

Chriss-Gremillion threw for 93 yards with an interception and led the Cougars with 59 yards rushing.

Texas Tech missed a field goal at the end of the second quarter before hitting one from 29 yards in the third to push the lead to 28-11.

The Red Raiders missed a field goal from 53 yards later in the third before the second TD by Williams early in the fourth on a 1-yard run left Texas Tech up 35-11.



▲ **DAVID BAILEY (31)** recorded three tackles for loss, including two sacks, and a forced fumble as the defense held the Cougars to just 11 points in the win.

Game 6, Oct. 11, 2025	1Q	2Q	3Q	4Q	FINAL
Kansas (4-3, 2-2)	0	17	0	0	17
No. 9 Texas Tech (6-0, 3-0)	18	3	7	14	42

Jones AT&T Stadium	Lubbock, Texas	6:35 p.m. CDT	81° sunny	FOX	Attendance: 60,229
--------------------	----------------	---------------	-----------	-----	--------------------

SCORING SUMMARY

QTR	Time	Team	Scoring Play	Drive / Time
1st	10:38	TTU	Dickey 71-yd run	1-71/0:11
1st	8:39	TTU	Carter/Morton 21- yd pass	5-36/1:51
1st	3:38	TTU	Bellenfant 25-yd FG	11-69/3:31
2nd	11:03	TTU	Harrington 40-yd FG	11-58/3:27
2nd	6:40	TD	Williams/Daniels 10-yd pass	8-75/4:23
2nd	1:17	TD	Groen/Daniels 24-yd pass	6-49/1:04
2nd	0:00	FG	Marjan 55-yd FG	5-29/0:28
3rd	7:28	TTU	Hammond 20-yd run	5-63/2:03
4th	14:12	TTU	Dickey 55-yd run	6-80/2:00
4th	3:31	TTU	Hammond 10-yd run	2-30/0:55

TEAM STATISTICS

	KU	TTU
FIRST DOWNS	23	22
RUSHES-YARDS (NET)	38-47	40-372
PASSING YDS (NET)	272	133
Passes Att-Comp-Int	30-39-0	14-28-1
TOTAL OFFENSE PLAYS-YARDS	77-319	68-505
Fumble Returns-Yards	0-0	0-0
Punt Returns-Yards	1-16	3-53
Kickoff Returns-Yards	1-12	0-0
Interception Returns-Yards	1-0	0-0
Punts (Number-Avg)	9-43.3	5-40.4
Fumbles-Lost	4-1	0-0
Penalties-Yards	6-45	7-77
Possession Time	36:12	23:48
Third-Down Conversions	6 of 17	6 of 14
Fourth-Down Conversions	1 of 2	0 of 0
Red-Zone Scores-Chances	1-2	5-5
Sacks By: Number-Yards	1-3	9-92

INDIVIDUAL LEADERS

PASSING YARDS: Behren Morton, 91 yards (7-of-12, 1 TD, 0 INT)
RUSH YARDS: Cameron Dickey, 263 yards (21 carries, 2 TD); Will Hammond, 61 yards (8 carries, 2 TD)
RECEIVING YARDS: Caleb Douglas, 55 yards (6 rec., 0 TD); Terrance Carter Jr., 28 yards (3 rec. 1 TD)
TACKLES: Jacob Rodriguez, 14; Ben Roberts, 7
TACKLES FOR LOSS: David Bailey, 3.0; Anthony Holmes Jr., 2.5
SACKS: David Bailey, 3.0; Romello Height, 2.0; Anthony Holmes Jr., 2.0

LUBBOCK, Texas (AP) — Cameron Dickey ran for a career-high 263 yards and two long touchdowns, Will Hammond scored twice after replacing injured quarterback Behren Morton and No. 9 Texas Tech beat Kansas 42-17 on Saturday night.

Dickey sprinted 71 yards on the first offensive play for the Red Raiders and added a 55-yard TD run early in the fourth quarter. With co-lead back J'Koby Williams slowed by an injury, Dickey had 21 carries, another career best.

Tech (6-0, 3-0 Big 12) had 372 yards rushing and recovered from a malaise after Morton's injury in the school's first game as an AP top 10 team since 2013. A 21-0 Texas Tech lead was down to four points at the break when the Jayhawks (4-3, 2-2) scored on three of their first four possessions after Morton appeared to injure his lower right leg on a sack in the second quarter. He didn't return.

Hammond threw an interception and the Red Raiders punted on his other three possessions before halftime. But the redshirt freshman ran 20 yards for a touchdown on the first drive of the second half.

Dickey's second long TD put Texas Tech up 35-17, and Hammond's 10-yard run finished the scoring.

Hammond had 61 yards rushing.

It's the third time Hammond has come on with Morton not returning this season. Morton hyperextended his right knee in a 67-7 victory over Arkansas-Pine Bluff in the season opener and was sidelined in a 34-10 win over Utah after taking a hard hit to the head.

Jalon Daniels threw for 228 yards and two touchdowns for Kansas, which dropped to 1-12 in Lubbock and has lost 24 of 26 meetings with the Red Raiders.

The Jayhawks had all the momentum with the way they finished the first half after Morton's injury. They couldn't sustain it. Kansas punted on its five possessions after the break.

The Red Raiders gave up some big pass plays to help Kansas get back in the game, but still sacked Daniels eight times. David Bailey had three of them. Tech had a ninth sack on backup Cole Ballard in the final seconds.



▲ **CAMERON DICKEY (8)** took the opening play 71 yards for a touchdown as he finished with a career-high 263 yards to go along with two touchdowns.

GAME RECAPS

Game 7, Oct. 18, 2025	1Q	2Q	3Q	4Q	FINAL
No. 7 Texas Tech (5-2, 3-1)	0	7	0	15	22
Arizona State (5-2, 3-1)	3	6	7	10	26

Mountain America Stadium | Tempe, Arizona | 1:05 p.m. MST | 81° clear | FOX | Attendance: 54,177

SCORING SUMMARY

QTR	Time	Team	Scoring Play	Drive / Time
1st	1:43	ASU	Gomez 34-yd FG	9-62/4:08
2nd	14:00	ASU	Gomez 47-yd FG	5-33/1:30
2nd	5:57	TTU	Eakin/Hammond 30-yd pass	5-45/2:21
2nd	1:43	ASU	Gomez 26-yd FG	10-66/4:14
3rd	8:50	ASU	Tyson/Leavitt 2-yd pass	7-21/3:41
4th	14:14	ASU	Gomez 28-yd FG	16-69/8:20
4th	3:45	TTU	Hammond 1-yd run	11-48/3:36
4th	2:00	TTU	Virgil/Hammond 12-yd pass	1-12/0:05
4th	0:34	ASU	Brown 1-yd run	10-75/1:26

TEAM STATISTICS

	TTU	ASU
FIRST DOWNS	16	21
RUSHES-YARDS (NET)	27-109	36-75
PASSING YDS (NET)	167	319
Passes Att-Comp-Int	22-38-1	28-47-0
TOTAL OFFENSE PLAYS-YARDS	65-276	83-394
Fumble Returns-Yards	0-0	0-0
Punt Returns-Yards	3-54	2-34
Kickoff Returns-Yards	4-112	0-0
Interception Returns-Yards	0-0	1-1
Punts (Number-Avg)	6-45.3	5-34.0
Fumbles-Lost	1-0	3-0
Penalties-Yards	5-39	6-37
Possession Time	22:48	37:12
Third-Down Conversions	6 of 16	9 of 21
Fourth-Down Conversions	1 of 3	1 of 2
Red-Zone Scores-Chances	2-3	5-5
Sacks By: Number-Yards	4-28	2-13

INDIVIDUAL LEADERS

PASSING YARDS: Will Hammond, 167 yards (22-of-37, 2 TD, 1 INT)
RUSH YARDS: Will Hammond, 47 yards (14 carries, 1 TD); Cameron Dickey, 40 yards (9 carries, 0 TD)
RECEIVING YARDS: Coy Eakin, 66 yards (5 rec., 1 TD); Reggie Virgil, 50 yards (7 rec., 1 TD)
TACKLES: Ben Roberts, 13; Jacob Rodriguez, 12
TACKLES FOR LOSS: David Bailey, 3.0; Anthony Holmes Jr., 1.5
SACKS: David Bailey, 2.0; Lee Hunter, 1.0

TEMPE, Ariz. (AP) — Raleek Brown bulled in for a 1-yard touchdown run with 34 seconds left and Arizona State rallied after blowing a 12-point, fourth-quarter lead to hand No. 7 Texas Tech its first loss of the season, 26-22 on Saturday.

The Red Raiders (6-1, 3-1 Big 12) labored most of the afternoon without starting QB Behren Morton (knee), finishing with 276 total yards after averaging an FBS-best 558.8 through the first six games.

Will Hammond showed his mettle after failing to move Texas Tech's offense through three quarters, orchestrating two late scoring drives. The freshman scored on a 1-yard run and, after Texas Tech's defense held, found Reggie Virgil on a 12-yard touchdown pass.

Hammond put the Red Raiders up 22-19 by running it in for the 2-point conversion — after a holding call on Arizona State on the first attempt — but left too much time on the clock.

The reigning Big 12 champion Sun Devils (5-2, 3-1) started the final drive from their 25 with two minutes left and quickly moved down the field. Sam Leavitt completed 5 of 7 passes for 61 yards on the drive and benefited from a pass interference call on Texas Tech's Brice Pollack to set up Brown's TD run.

The Red Raiders reached Arizona State's 28 on its final drive, but Hammond's desperation heave into the end zone was swatted down.

Texas Tech followed No. 2 Miami, No. 5 Mississippi and No. 10 LSU to become the fourth top-10 team to lose this weekend.

Texas Tech was without defensive tackle Skyler Gill-Howard, who had season-ending ankle surgery this week, and the Sun Devils took advantage by racking up 394 total yards against one of the nation's best defenses. Arizona State had a hard time finishing drives, settling for four field goals by Jesus Gomez, but came through at just the right time.

Leavitt threw for 319 yards and hit Jordyn Tyson on a 2-yard touchdown pass in the third quarter after missing last week's game against Utah with a foot injury.

The Sun Devils appeared to be headed toward a devastating loss after giving up two late touchdowns, but Leavitt rallied them.



▲ REGGIE VIRGIL (1) hauls in a 12-yard TD pass to give the Red Raiders the lead with two minutes left in the game.

Game 8, Oct. 25, 2025	1Q	2Q	3Q	4Q	FINAL
Oklahoma State (5-3, 3-2)	0	0	0	0	0
No. 14 Texas Tech (5-3, 3-2)	21	7	14	0	42

Jones AT&T Stadium | Lubbock, Texas | 3:30 p.m. CDT | 69° cloudy | ESPN | Attendance: 59,625

SCORING SUMMARY

QTR	Time	Team	Scoring Play	Drive / Time
1st	14:46	TTU	Williams 99-yd kickoff	--/--
1st	12:56	TTU	Williams/Hammond 26-yd pass	1-26/0:11
1st	1:30	TTU	Dickey 7-yd run	13-82/5:48
2nd	5:30	TTU	Rodriguez 69-yd fumble	--/1:46
3rd	9:25	TTU	Douglas/Griffis 42-yd pass	8-83/3:17
3rd	3:17	TTU	Griffis 1-yd run	8-80/3:38

TEAM STATISTICS

	OSU	TTU
FIRST DOWNS	9	21
RUSHES-YARDS (NET)	32-95	40-88
PASSING YDS (NET)	87	282
Passes Att-Comp-Int	14-31-0	19-29-0
TOTAL OFFENSE PLAYS-YARDS	63-182	69-370
Fumble Returns-Yards	1-16	1-69
Punt Returns-Yards	1-7	4-25
Kickoff Returns-Yards	1-14	1-99
Interception Returns-Yards	0-0	0-0
Punts (Number-Avg)	10-45.1	3-41
Fumbles-Lost	2-2	3-2
Penalties-Yards	6-48	1-9
Possession Time	28:44	31:16
Third-Down Conversions	5 of 17	9 of 16
Fourth-Down Conversions	0 of 2	0 of 1
Red-Zone Scores-Chances	0-0	2-3
Sacks By: Number-Yards	3-14	1-7

INDIVIDUAL LEADERS

PASSING YARDS: Mitch Griffis, 172 yards (9-of-13, 1 TD, 0 INT); Will Hammond, 102 yards (9-of-15, 1 TD, 0 INT)
RUSH YARDS: Cameron Dickey, 47 yards (13 carries, 1 TD); Will Hammond, 21 yards (4 carries, 0 TD)
RECEIVING YARDS: Caleb Douglas, 98 yards (5 rec., 1 TD); J'Koby Williams, 60 yards (3 rec., 1 TD)
TACKLES: Jacob Rodriguez, 10; Cole Wisniewski, 7
TACKLES FOR LOSS: Jacob Rodriguez, 1.0; Anthony Holmes Jr., 1.0; Ansel Nedore, 1.0
SACKS: Ansel Nedore, 1.0

LUBBOCK, Texas (AP) — J'Koby Williams returned the opening kickoff 99 yards for a touchdown and took a short pass 26 yards for a score on Texas Tech's first play, jump-starting the No. 14 Red Raiders' 42-0 victory over Oklahoma State on Saturday.

Jacob Rodriguez returned a fumble 69 yards for a TD as Texas Tech (7-1, 4-1 Big 12) bounced back from its first loss, a 26-22 defeat at 24th-ranked Arizona State that dropped the Red Raiders out of the top 10. It was Texas Tech's first Big 12 shutout since beating Baylor 28-0 in 2005.

After lightning delayed the start for 30 minutes, Williams' return came on the first kickoff since school officials banned the yearslong tradition of fans throwing tortillas on kickoffs. The Red Raiders were penalized twice on kickoffs in their previous home game for objects thrown on the field in violation of a rule the Big 12 approved in August. Texas Tech blocked a punt on the first possession for the Cowboys (1-7, 0-5), leading to Williams' TD on a screen from Will Hammond, who started a second consecutive game in place of the injured Behren Morton.

Third-stringer Mitch Griffis replaced Hammond in the second quarter after Hammond appeared to injure his lower right leg on a run. Morton changed from street clothes to his uniform at halftime but only had to watch as Griffis threw a touchdown pass and ran for a score in the third quarter.

Oklahoma State was limited to 182 yards in a seventh consecutive loss since beating lower-division Tennessee-Martin in the opener. The Cowboys have three shutout losses of at least 42 points since 2022. Rodriguez's 11th career fumble recovery — second among active FBS players — never touched the ground.

The senior linebacker ripped the ball out of the arms of Sesi Vailahi in the middle of the line of scrimmage and ran untouched for the score.

The Cowboys are searching for solutions at quarterback in a second consecutive lost season. Sam Jackson V made his third start as the third different starter after opening the season at receiver. He was replaced by Noah Walters, who didn't join the team until after the 69-3 loss to Oregon in Week 2.

Griffis kept Morton on the bench by leading a scoring drive for a 35-0 lead on Texas Tech's first possession of the second half. Griffis lost 3 yards on a fourth-and-1 keeper on his first play replacing Hammond. His first full possession ended with a punt



▲ JACOB RODRIGUEZ (10) ripped the ball from the Cowboys running back before taking it 69 yards for a touchdown to along with his 10 tackles in the game.

GAME RECAPS

Game 9, Nov. 1, 2025	1Q	2Q	3Q	4Q	FINAL
No. 13 Texas Tech (8-1, 5-1)	0	12	17	14	43
Kansas State (4-5, 3-3)	7	0	7	6	20

Bill Snyder Family Stadium | Manhattan, Kansas | 2:36 p.m. CDT | 48° cloudy | FOX | Attendance: 52,111

SCORING SUMMARY

QTR	Time	Team	Scoring Play	Drive / Time
1st	7:39	KSU	Johnson 46-yd run	5-80/2:53
2nd	6:31	TTU	Harrington 29-yd FG	12-79/5:32
2nd	3:45	TTU	Dickey 1-yd run	5-19/2:00
2nd	0:00	TTU	Harrington 55-yd FG	7-17/1:52
3rd	12:54	TTU	Williams 41-yd run	3-49/0:53
3rd	9:51	KSU	Johnson 18-yd run	6-75/3:03
3rd	6:35	TTU	Harrington 29-yd FG	7-63/3:16
3rd	1:23	TTU	Douglas/Morton 1-yd pass	7-74/3:07
4th	12:44	TD	Oakley/Johnson 9-yd pass	8-75/3:39
4th	4:52	TTU	Curry 10-yd fumble	--/0:08
4th	2:54	TTU	Douglas/Morton 19-yd pass	3-24/1:34

TEAM STATISTICS

	TTU	KSU
FIRST DOWNS	18	11
RUSHES-YARDS (NET)	44-187	30-126
PASSING YDS (NET)	249	199
Passes Att-Comp-Int	21-32-1	16-33-2
TOTAL OFFENSE PLAYS-YARDS	76-436	63-325
Fumble Returns-Yards	1-10	0-0
Punt Returns-Yards	2-2	0-0
Kickoff Returns-Yards	2-43	0-0
Interception Returns-Yards	2-16	1-0
Punts (Number-Avg)	4-35.8	4-41.8
Fumbles-Lost	2-1	3-3
Penalties-Yards	4-21	3-20
Possession Time	33:24	26:36
Third-Down Conversions	7 of 17	7 of 15
Fourth-Down Conversions	2 of 3	0 of 4
Red-Zone Scores-Chances	5-5	2-2
Sacks By: Number-Yards	2-10	2-24

INDIVIDUAL LEADERS

PASSING YARDS: Behren Morton, 249 yards (21-of-32, 2 TD, 1 INT)
RUSH YARDS: J’Koby Williams, 135 yards (17 carries, 1 TD); Cameron Dickey, 68 yards (21 carries, 1 TD)
RECEIVING YARDS: Caleb Douglas, 82 yards (8 rec., 2 TD); Terrance Carter Jr., 81 yards (4 rec., 0 TD)
TACKLES: John Curry, 6; Cole Wisniewski, 6
TACKLES FOR LOSS: Brice Pollock, 2.0; Cole Wisniewski, 2.0
SACKS: Romello Height, 1.0; David Bailey, 1.0

MANHATTAN, Kan. (AP) — Behren Morton threw for 249 yards and two touchdowns in his return from an injury, J’Koby Williams ran for 135 yards and a score, and No. 13 Texas Tech romped past sloppy, mistake-prone Kansas State 43-20 on Saturday.

Cameron Dickey also had a touchdown run for the Red Raiders (8-1, 5-1 Big 12), who forced five turnovers while snapping an eight-game losing streak against the Wildcats (4-5, 3-3) with their first win in Manhattan since the 2008 season.

Texas Tech is off to its best start in conference play since that year, when Mike Leach guided the team to the Cotton Bowl.

Avery Johnson threw for 199 yards and a touchdown while running for 86 and two more scores. But Kansas State’s quarterback also threw two interceptions and was responsible for a late fumble that Texas Tech returned for a touchdown.

Along with the slew of turnovers, the Wildcats also were 0 for 4 on fourth down.

Morton, who had been out of the lineup with a leg injury, opened the game with an interception of his own. But Johnson threw a pick right back, and it was the beginning of a messy first half in which both failed on fourth down, Kansas State lost a fumble and Texas Tech nearly did the same.

The Red Raiders eventually made Kansas State pay for its mistakes, though.

They turned a fumble by Jayce Brown into a touchdown to take a 9-7 lead. They turned a three-and-out late in the first half into a 55-yard field goal. And they turned another fumble, this time from Garrett Oakley on the fourth play of the second half, into a 41-yard run by Williams that silenced the crowd and gave Texas Tech a 19-7 lead.

Johnson tried to answer with his second TD run for Kansas State, but Texas Tech’s offense kept on going. Stone Harrington drilled another field goal and Caleb Douglas hauled in a short touchdown throw to make it 29-14 heading into the fourth quarter. Texas Tech’s defense took care of the rest.

After the Wildcats scored with 12:44 to go, the Red Raiders stopped the 2-point try to keep it a two-score game. Later in the quarter, they stuffed Johnson for a loss on fourth down near midfield. And when the Texas Tech offense fumbled the ball right back, the Red Raiders again stopped the Wildcats on fourth down with less than 6 minutes to go.

Tech linebacker John Curry returned Johnson’s fumble for a touchdown with 4:52 left to put the game away.



▲ JOHN CURRY (6) takes a fumble to the house to put the dagger in the game as the Red Raiders defense forced five turnovers in the win.

Game 10, Nov. 8, 2025	1Q	2Q	3Q	4Q	FINAL
No. 7 BYU (8-1, 5-1)	0	0	0	7	7
No. 8 Texas Tech (9-1, 6-1)	10	3	6	10	29

Jones AT&T Stadium | Lubbock, Texas | 11:08 a.m. CST | 69° sunny | ABC | Attendance: 60,229

SCORING SUMMARY

QTR	Time	Team	Scoring Play	Drive / Time
1st	10:07	TTU	Harrington 47-yd FG	4-12/1:24
1st	4:19	TTU	Douglas/Morton 9-yd pass	12-92/5:01
2nd	8:08	TTU	Harrington 27-yd FG	8-59/2:25
3rd	7:00	TTU	Harrington 39-yd FG	12-59/4:10
3rd	3:41	TTU	Harrington 29-yd FG	6-11/2:03
4th	10:46	TTU	Dickey 1-yd run	9-80/4:04
4th	7:35	BYU	Roberts/Bachmeier 6-yd pass	8-75/3:11
4th	2:37	TTU	Harrington 34-yd FG	4-3/1:03

TEAM STATISTICS

	BYU	TTU
FIRST DOWNS	14	17
RUSHES-YARDS (NET)	27-67	43-149
PASSING YDS (NET)	188	219
Passes Att-Comp-Int	23-38-1	17-32-0
TOTAL OFFENSE PLAYS-YARDS	65-255	75-368
Fumble Returns-Yards	0-0	0-0
Punt Returns-Yards	3-6	0-0
Kickoff Returns-Yards	2-36	0-0
Interception Returns-Yards	0-0	1-8
Punts (Number-Avg)	6-42.7	5-52.8
Fumbles-Lost	2-2	0-0
Penalties-Yards	5-37	6-50
Possession Time	30:35	29:25
Third-Down Conversions	3 of 14	7 of 18
Fourth-Down Conversions	1 of 3	0 of 1
Red-Zone Scores-Chances	1-1	6-7
Sacks By: Number-Yards	4-46	1-5

INDIVIDUAL LEADERS

PASSING YARDS: Behren Morton, 219 yards (17-of-32, 1 TD, 0 INT)
RUSH YARDS: Cameron Dickey, 121 yards (23 carries, 1 TD); J’Koby Williams, 77 yards (13 carries, 0 TD)
RECEIVING YARDS: Reggie Virgil, 54 yards (3 rec., 0 TD); Coy Eakin, 52 yards (4 rec., 0 TD)
TACKLES: Jacob Rodriguez, 14; Cole Wisniewski, 10
TACKLES FOR LOSS: Jacob Rodriguez, 1.0; David Bailey, 1.0; Romello Height, 1.0; Lee Hunter, 1.0
SACKS: Lee Hunter, 1.0

LUBBOCK, Texas (AP) — Stone Harrington kicked a school-record five field goals and standout Texas Tech linebacker Jacob Rodriguez had two takeaways as the No. 9 Red Raiders beat No. 8 BYU 29-7 on Saturday, holding the previously-undefeated Cougars to a season-low 255 total yards in a game with Big 12 and playoff implications.

Behren Morton passed for 216 yards and threw a 9-yard touchdown to Caleb Douglas while Cameron Dickey ran for 121 yards and a 1-yard score for Texas Tech (9-1, 6-1 Big 12, No. 8 CFP), which played in its first top-10 matchup since 2008.

BYU (8-1, 5-1, No. 7 CFP) had never played in such a game, though the teams could meet again in the Big 12 championship game in four weeks in Arlington, Texas at AT&T Stadium.

Harrington kicked field goals of 47, 39, 34, 29 and 27 yards.

Rodriguez, the FBS leader with seven forced fumbles, had an interception midway through the third period leading to Harrington’s fourth field goal. He recovered a backward pass late in the fourth quarter that set up Harrington’s final kick.

Tech has gone from ranking 121st last season in the FBS allowing 34.8 points per game to fifth at 13.2 going into Saturday, and lowering that to 12.6.

BYU snapped a 10-game winning streak dating back to last season. The Cougars avoided their first shutout since 2017 when Bear Bachmeier threw a 6-yard touchdown pass to Chase Roberts midway through the fourth quarter.

The Cougars went into the game third in the FBS in turnover margin at plus-1.25. They lost two fumbles, threw an interception and muffed a punt.

Bachmeier was 23 of 38 passing for 188 yards. The true freshman also had two turnovers, the interception and backward pass for a fumble.

The Cougars went into play averaging 36.3 points and 434 yards per game. Its previous low offensive output this season was 332 yards in the 27-3 win over Stanford on Sept. 6.



▲ COLLEGE GAMEDAY makes its first trip to Lubbock since 2008 as the Red Raiders hosted one of the biggest games in program history.

GAME RECAPS

Game 11, Nov. 15, 2025	1Q	2Q	3Q	4Q	FINAL
UCF (4-6, 1-6)	0	2	7	0	9
No. 6 Texas Tech (10-1, 7-1)	14	24	10	0	48

Jones AT&T Stadium | Lubbock, Texas | 2:41 p.m. CST | 86° sunny | FOX | Attendance: 60,229

SCORING SUMMARY

QTR	Time	Team	Scoring Play	Drive / Time
1st	13:57	TTU	Dickey 12-yd run	4-75/1:03
1st	9:29	TTU	J. Rodriguez 2-yd run	6-58/2:14
2nd	14:55	TTU	Virgil 5-yd run	13-51/4:05
2nd	10:11	UCF	-- safety	--/0:30
2nd	4:42	TTU	Virgil 30-yd run	4-44/1:49
2nd	2:58	TTU	Virgil/Morton 8-yd pass	3-23/1:02
2nd	0:00	TTU	Harrington 45-yd FG	6-60/1:02
3rd	10:57	UCF	Wade/Jackson 8-yd pass	8-75/4:03
3rd	9:13	TTU	Harrington 53-yd FG	5-31/1:38
3rd	3:10	TTU	Dickey 1-yd run	8-44/2:45

TEAM STATISTICS

	UCF	TTU
FIRST DOWNS	13	26
RUSHES-YARDS (NET)	29-52	35-205
PASSING YDS (NET)	178	294
Passes Att-Comp-Int	27-33-1	27-36-0
TOTAL OFFENSE PLAYS-YARDS	62-230	71-499
Fumble Returns-Yards	0-0	0-0
Punt Returns-Yards	0-0	1-16
Kickoff Returns-Yards	3-43	1-29
Interception Returns-Yards	0-0	1-7
Punts (Number-Avg)	6-45.2	2-40.5
Fumbles-Lost	4-1	0-0
Penalties-Yards	7-45	9-76
Possession Time	30:53	29:07
Third-Down Conversions	4 of 13	8 of 12
Fourth-Down Conversions	1 of 3	1 of 1
Red-Zone Scores-Chances	1-1	6-7
Sacks By: Number-Yards	0-0	4-16

INDIVIDUAL LEADERS

PASSING YARDS: Behren Morton, 149 yards (14-of-19, 1 TD, 0 INT); Mitch Griffis, 145 yards (13-of-17, 0 TD, 0 INT)
RUSH YARDS: Cameron Dickey, 77 yards (11 carries, 2 TD); Reggie Virgil, 35 yards (2 carries, 2 TD)
RECEIVING YARDS: Caleb Douglas, 90 yards (5 rec., 0 TD); Reggie Virgil, 72 yards (5 rec., 1 TD)
TACKLES: Jacob Rodriguez, 9; Cole Wisniewski, 7
TACKLES FOR LOSS: Jayden Colfield, 1.5
SACKS: Romello Height, 1.0; E'Maurion Banks, 1.0; David Bailey, 1.0

LUBBOCK, Texas (AP) — Linebacker Jacob Rodriguez struck the Heisman Trophy pose again after the first offensive touchdown of his career, Reggie Virgil scored three times and No. 8 Texas Tech routed UCF 48-9 on Saturday.

The Red Raiders (10-1, 7-1 Big 12, No. 6 CFP) stayed on track for a shot at their first Big 12 championship in their regular-season home finale, reaching 10 victories for the first time since going 11-2 under the late Mike Leach in 2008.

The Golden Knights (4-6, 1-6) didn't pick up a first down until they trailed 21-0 and dropped to 0-4 on the road. UCF had a season-low 52 yards rushing against the nation's No. 1 run defense.

Just as he did after a highlight-reel interception last week in a 29-7 win over BYU in a top-10 matchup, Rodriguez lifted one leg and extended an arm while surrounded by teammates after scoring on a 2-yard run in the wildcat.

Rodriguez, who scored touchdowns on fumble recoveries this season and last against Oklahoma State, set up Vigil's third TD for a 35-2 lead with his fourth interception this season.

Virgil's first two scores came on the first two carries of his career in the second quarter, a 5-yarder early and a 30-yard sprint that ended with him hopping and skipping into the end zone. Cameron Dickey also had two rushing TDs.

Behren Morton threw for 149 yards and the 8-yard score to Virgil before getting replaced by Mitch Griffis late in the first half. Morton is playing through a leg injury, and original backup Will Hammond is out for the season with a knee injury.

UCF's first points came on a safety when Texas Tech left tackle Howard Sampson was called for holding in the end zone.

All 10 of Texas Tech's wins this season have been decided by at least 20 points, most by any DI team. The only Big 12 team with more 20-point victories in a season was Oklahoma (11 in 2008, 10 in 2003).

The Red Raiders finished the regular season undefeated (7-0) at home for the first time since 2008 (7-0). It matches the all-time record for most home wins in a single season, being the fourth time (1965, 2005, 2008, 2025).



▲ JACOB RODRIGUEZ (10) scored a touchdown out of 'Stache Package' where he lined up as the quarterback and took the snap in for a two-yard score.

Game 12, Nov. 29, 2025	1Q	2Q	3Q	4Q	FINAL
No. 5 Texas Tech (11-1, 8-1)	21	7	14	7	49
West Virginia (4-8, 2-7)	0	0	0	0	0

Milan Puskar Stadium | Morgantown, West Virginia | 12:05 p.m. EST | 35° sunny | ESPN | Attendance: 44,250

SCORING SUMMARY

QTR	Time	Team	Scoring Play	Drive / Time
1st	11:17	TTU	J. Rodriguez 1-yd run	8-57/2:27
1st	3:03	TTU	Dickey/Morton 4-yd pass	16-83/6:23
1st	0:13	TTU	Douglas/Morton 19-yd pass	4-33/1:38
2nd	6:49	TTU	Douglas/Morton 4-yd pass	11-73/4:42
3rd	12:52	TTU	Williams 9-yd run	5-74/2:03
3rd	4:20	TTU	Hudson/Jones III 15-yd pass	3-18/1:23
4th	13:33	TTU	Hudson/Jones III 30-yd pass	9-74/4:21

TEAM STATISTICS

	TTU	WVU
FIRST DOWNS	32	9
RUSHES-YARDS (NET)	54-188	22-37
PASSING YDS (NET)	384	143
Passes Att-Comp-Int	29-40-1	16-32-2
TOTAL OFFENSE PLAYS-YARDS	94-572	54-180
Fumble Returns-Yards	0-0	1-5
Punt Returns-Yards	3-17	0-0
Kickoff Returns-Yards	1-21	0-0
Interception Returns-Yards	2-67	1-0
Punts (Number-Avg)	2-41	8-43.1
Fumbles-Lost	2-1	1-0
Penalties-Yards	6-54	7-70
Possession Time	40:00	20:00
Third-Down Conversions	14 of 21	2 of 13
Fourth-Down Conversions	3 of 3	0 of 2
Red-Zone Scores-Chances	6-7	0-1
Sacks By: Number-Yards	4-17	4-22

INDIVIDUAL LEADERS

PASSING YARDS: Behren Morton, 310 yards (25-of-32, 3 TD, 0 INT); Lloyd Jones III, 74 yards (4-of-5, 2 TD, 0 INT)
RUSH YARDS: Cameron Dickey, 79 yards (12 carries, 0 TD); J'Koby Williams, 60 yards (15 carries, 1 TD)
RECEIVING YARDS: Caleb Douglas, 127 yards (5 rec., 2 TD); Terrance Carter Jr., 98 yards (10 rec., 0 TD)
TACKLES: Bailey/Rodriguez/Cofield/Jordan/Roberts, 4
TACKLES FOR LOSS: Lee Hunter, 2.5, Romello Height, 1.5; Charles Esters III, 1.5
SACKS: Romello Height, 1.5

MORGANTOWN, W.Va. (AP) — Behren Morton threw for 310 yards and three touchdowns, linebacker Jacob Rodriguez scored his second offensive TD in as many games, and No. 5 Texas Tech beat West Virginia 49-0 on Saturday in the Red Raiders' final tuneup before the Big 12 championship game.

Texas Tech (11-1, 8-1 Big 12, No. 5 CFP) had already clinched a spot in the title game against No. 11 BYU in Arlington, Texas, when Arizona State lost to Arizona on Friday night. But the Red Raiders had plenty of motivation, needing a win over the Mountaineers to continue their trajectory toward at least hosting a first-round home game in the College Football Playoff.

Texas Tech was dominant from the start, scoring touchdowns on four of their first five drives.

Unlike two weeks ago when he scored on a short run against UCF, Rodriguez didn't strike a Heisman pose after taking a direct snap and rushing for a 1-yard TD on Texas Tech's first offensive series. His other TD this season came on a 69-yard fumble return.

Just before halftime, Rodriguez, who began his college career as a quarterback at Virginia, lined up in the wildcat again from the West Virginia 1. He threw a pass intended for Terrance Carter that the Mountaineers' Ben Cutter intercepted in the back of the end zone.

Morton showed no mobility problems while playing through a leg injury that prompted him to wear a boot during the team's bye week. Morton threw TD passes of 19 and 4 yards to Caleb Douglas and 4 yards to Cameron Dickey. Morton, who was replaced by Mitch Griffis early in the third quarter, completed 25 of 32 passes. Douglas had five catches for 127 yards.

Freshman Scotty Fox Jr., the fourth starting quarterback for West Virginia (4-8, 2-7) this season due to injuries, was replaced in the third quarter by Max Brown. Brown's first completion as a Mountaineer was followed by a 67-yard interception return by Texas Tech's Amier Boyd. That set up the first of Micah Hudson's two TD catches from Lloyd Jones III.

The Red Raiders advance to the championship game for the first time in school history. In their 30th season in the league, they've never won a Big 12 title.

The Mountaineers didn't get a first down until their sixth offensive series midway through the second quarter and were held to 180 total yards, including 37 on the ground.



▲ MICAH HUDSON (14) registered two catches for two touchdowns in the second half of Tech's dominating win over the Mountaineers.

GAME RECAPS

Big 12 Championship Game

Game 13, Dec. 6, 2025	1Q	2Q	3Q	4Q	FINAL
No. 11 BYU (11-2)	7	0	0	0	7
No. 4 Texas Tech (12-1)	0	13	8	13	34

AT&T Stadium | Arlington, Texas | 11:08 p.m. CDT | indoors | ABC | Attendance: 85,519

SCORING SUMMARY

QTR	Time	Team	Scoring Play	Drive / Time
1st	4:58	BYU	Martin 1-yd run	14-90/6:50
2nd	14:56	TTU	Harrington 23-yd FG	11-70/5:02
2nd	10:42	TTU	Eakin/Morton 33-yd pass	7-61/2:34
2nd	0:21	TTU	Harrington 40-yd FG	7-45/1:16
3rd	3:21	TTU	Dickey 1-yd run (Carter 2-pt rec.)	1-11/0:05
4th	12:49	TTU	Harrington 44-yd FG	4--2/2:00
4th	7:03	TTU	Eakin/Morton 28-yd pass	4-37/1:59
4th	4:39	TTU	Harrington 28-yd FG	5-28/2:14

TEAM STATISTICS

	BYU	TTU
FIRST DOWNS	14	19
RUSHES-YARDS (NET)	30-63	41-159
PASSING YDS (NET)	137	215
Passes Att-Comp-Int	17-29-2	20-33-0
TOTAL OFFENSE PLAYS-YARDS	59-200	74-374
Fumble Returns-Yards	0-0	0-0
Punt Returns-Yards	1-7	1-6
Kickoff Returns-Yards	0-0	0-0
Interception Returns-Yards	0-0	2-20
Punts (Number-Avg)	4-40.2	2-40.0
Fumbles-Lost	4-2	1-0
Penalties-Yards	4-30	5-35
Possession Time	28:06	31:54
Third-Down Conversions	6 of 14	8 of 19
Fourth-Down Conversions	0 of 2	1 of 2
Red-Zone Scores-Chances	1-1	4-5
Sacks By: Number-Yards	2-7	2-25

INDIVIDUAL LEADERS

PASSING YARDS: Behren Morton, 215 yards (20-of-33, 2 TD, 0 INT)
RUSH YARDS: J'Koby Williams, 80 yards (15 carries, 0 TD); Cameron Dickey, 72 yards (18 carries, 1 TD)
RECEIVING YARDS: Reggie Virgil, 86 yards (8 rec., 0 TD); Coy Eakin, 66 yards (3 rec., 2 TD)
TACKLES: Jacob Rodriguez, 13; John Curry, 10
TACKLES FOR LOSS: David Bailey, 1.5
SACKS: David Bailey, 1.0; Anthony Holmes Jr., 1.0

ARLINGTON, Texas (AP) — Texas Tech defeated BYU, 34-7, on Saturday to claim their first Big 12 Conference title and are going to the College Football Playoff for the first time.

Rodriguez had 13 tackles and Ben Roberts overcame an early injury scare with two interceptions in the second half when Tech (12-1, No. 4 CFP) forced four turnovers while holding BYU to a season-low 200 total yards. The two linebackers have both played more than 40 games for a defense transformed by additions in the transfer portal.

Behren Morton, who made his 35th start but didn't play in Tech's only loss this year at Arizona State, threw two TDs to Coy Eakin and Stone Harrington kicked four field goals.

The only losses by BYU (11-2, No. 11 CFP) are to the Red Raiders, including 29-7 in Lubbock four weeks ago. The Cougars, who likely needed to be in the top 10 for a playoff spot, won't move up when the final CFP rankings come out Sunday.

Roberts got his first interception with about 3 1/2 minutes left in the third quarter when he reached up and deflected a pass by true freshman Bear Bachmeier. On the next play, Cameron Dickey took a direct snap and ran untouched 11 yards for a touchdown and a 21-7 lead after a 2-point conversion.

Harrington, who kicked a school-record five field goals against BYU last month, missed a 49-yard field goal attempt after Roberts jumped a route to make a one-handed interception in the fourth quarter.

Midway through the first quarter on BYU's opening drive, Roberts was down on one knee at the end of a play. He came in and out of the game until halftime, then had a huge impact after that.

The Cougars avoided a slow start this time, going 90 yards in 14 plays on their opening drive for a 7-0 lead on LJ Martin's 10-yard TD run. But they had only 24 more yards before halftime, and 110 the rest of the game. They trailed 26-0 in Lubbock before their only touchdown midway through the fourth quarter.

Roberts is the first player with multiple interceptions in one of the 24 Big 12 championship games. He almost had another one, but that deflection on a fourth-down play gave the ball back to the Red Raiders.

Tech went ahead to stay on Eakin's incredible leaping 33-yard TD catch early in the second quarter that made it 10-7. He reached up with both hands to snag the ball, and got a foot down while twisting and lunging into the end zone. He had a 28-yard catch-and-run score in the fourth quarter after Romello Height's fumble recovery.



▲ BEHREN MORTON (2) and JOEY MCGUIRE exit the field together after the Red Raiders claimed its first Big 12 Championship Game win in program history.

RED RAIDERS IN THE NCAA/BIG 12 STATS

As of Sunday, Dec. 21, 2025

QB BEHREN MORTON

Category	Stat	NCAA	Big 12
Completion Percentage (123 ranked)	.670	24th	1st
Passing Efficiency (123 ranked)	162.5	10th	1st
Passing Touchdowns (154 ranked)	22	30th	5th
Passing Yards Per Game (130 ranked)	240.3	33rd	4th
Passing Yards Per Completion (123 ranked)	13.15	22nd	2nd
Yards Per Pass Attempt (123 ranked)	8.81	16th	1st

LB DAVID BAILEY

Category	Stat	NCAA	Big 12
Sacks (148 ranked)	13.5	1st	1st
Tackles For Loss (15 ranked)	17.5	10th	2nd

RB CAMERON DICKEY

Category	Stat	NCAA	Big 12
Rush Yards Per Carry (149 ranked)	5.53	44th	6th
Rushing Touchdowns (163 ranked)	14	16th	1st
Rushing Yards (200 ranked)	1,095	21st	3rd
Rushing Yards Per Game (199 ranked)	84.2	34th	4th
Total Touchdowns (116 ranked)	16	6th	1st

LB JACOB RODRIGUEZ

Category	Stat	NCAA	Big 12
Forced Fumbles (20 ranked)	7	1st	1st
Fumbles Recovered (89 ranked)	2	12th	1st
Interceptions (50 ranked)	4	19th	2nd
Total Tackles (498 ranked)	117	21st	2nd

MEDIA INFORMATION

INTERVIEW REQUESTS

Please direct all interview requests for head coach Joey McGuire, members of the Texas Tech coaching staff and student-athletes to Matt Dowdy and Matt Burkholder. Contacting student-athletes or coaches directly through text message or social media is strictly prohibited and could result in loss of credentials for Texas Tech home events.

VIDEO HIGHLIGHTS/NEWS CONFERENCE

Video from news conferences and games will be available to the media via YouTube. Broadcast quality video footage (game highlights, post-practice interviews, post-game interviews, etc) are available by request through the athletics communications office.

PHOTO REQUESTS

Please submit your requests to Chris Duarte.

LIVE STREAMING

Live video streaming of any Texas Tech Athletics event, including news conferences, on ANY social media platform is strictly prohibited without prior approval from the athletics communications office.

USE OF TEXAS TECH PHOTOGRAPHY

The use of Texas Tech photos is prohibited without prior approval from the athletics communications office. Texas Tech does not grant permission for use of its photos for social media content purposes. Texas Tech will provide courtesy headshots and action shots upon request for editorial purposes.

COLLEGEPRESSBOX.COM

Collegepressbox is the official media website for Division I football. Access and download game notes, quotes, statistics, media guides, headshots, logos and more for all FBS schools, conferences, postseason games, awards and the College Football Playoff. For access, please register for an account at collegepressbox.com/register.

WWW.TEXASTECH.COM

This is the official website of Texas Tech Athletics. Texas Tech football releases as well as a wide variety of athletics department information can be found on the web. Weekly game notes, news and statistical information can be found here throughout the football season.

USE OF AUDIO/VIDEO

Any media entity collecting any sort of "video or audio materials" (film, traditional video or audio, digital video or audio, photos, etc.) from Texas Tech University Athletics game events or press conference/media events may use that material only for traditional television newscasts, web-based or print coverage, or other electronic transmission as approved by the University in writing, with a limitation of up to three (3) minutes in length from any single event. Such media entity may not offer any live video, audio or other coverage of the event without the advance, written permission of Texas Tech University Athletics. This policy includes all games, matches and events involving any of Texas Tech's athletic programs. It includes all media events -- press conferences, pre/post-practice interviews and pre/post-game interviews. An exception would be a one-on-one interview arranged through the Texas Tech Athletics Communications office with a Texas Tech, coach, athlete or administrator.

ORANGE BOWL MEDIA INFORMATION



MATT DOWDY
Associate A.D.
806-928-5190
matthew.dowdy@ttu.edu



MATT BURKHOLDER
Director
559-862-3771
matt.burkholder@ttu.edu



CHRIS DUARTE
Associate Director
954-937-3254
chris.duarte@ttu.edu



ANDREW STERN
Associate Director
914-589-9666
andrew.stern@ttu.edu



CAPITAL ONE ORANGE BOWL CONTACT

Mike Liotta (Senior Director, Communications)
305-341-4738 - Cell
mliotta@orangebowl.org

TEXAS TECH PRACTICE SITE

Nova Southeastern University
7510 SW 30th St., Miami, FL 33155

TEXAS TECH TEAM HEADQUARTERS

Diplomat Beach Resort
3555 S. Ocean Dr.
Hollywood, FL 33019

OREGON COMMUNICATIONS CONTACTS

Nate Krueger (Assistant A.D./Communications)
nkrueger@uoregon.edu / 253-569-9468
Todd Miles (Associate Director/Communications)
miles@uoregon.edu / 541-321-3427



TEXAS TECH CAPITAL ONE ORANGE BOWL MEDIA SCHEDULE

MONDAY, DECEMBER 22

Joey McGuire Press Conference	11 a.m. CT	South End Zone Press Conference Room	Media Access
-------------------------------	------------	--------------------------------------	--------------

SATURDAY, DECEMBER 27

Shiel Wood/Kenny Perry Press Conference	11 a.m. CT	South End Zone Press Conference Room	Media Access
Defensive Student-Athlete Media Availability	11:30 a.m. CT	South End Zone Press Conference Room	Media Access
<i>Participating student-athletes: Ben Roberts, Brice Pollock, John Curry, Romello Height</i>			
Texas Tech Practice	2:50 p.m.	Womble Football Center	Media Access
<i>The first 15-20 minutes of practice will be open and available for b-roll purposes; practice will then close with no interviews.</i>			

SUNDAY, DECEMBER 28

Mack Leftwich Press Conference	10 a.m. CT	South End Zone Press Conference Room	Media Access
Offensive Student-Athlete Media Availability	10:15 a.m. CT	South End Zone Press Conference Room	Media Access
<i>Participating student-athletes: Behren Morton, Reggie Virgil, Terrance Carter Jr., Cameron Dickey</i>			

MONDAY, DECEMBER 29

Team Arrival to Miami	TBA	Fort Lauderdale Airport	Media Access
<i>Two Texas Tech student-athletes will be available to the media upon arrival.</i>			

TUESDAY, DECEMBER 30

Capital One Orange Bowl Media Day	TBA	Hard Rock Stadium	Media Access
<i>The majority of Texas Tech's roster will be in attendance for media interviews along with Joey McGuire and his coaching staff.</i>			
Texas Tech Practice	TBA	Nova Southeastern University	Media Access
<i>The first 15-20 minutes of practice will be open and available for b-roll purposes; practice will then close with no interviews.</i>			

WEDNESDAY, DECEMBER 31

Capital One Orange Bowl Press Conference	9 a.m. ET	Le Meridien Hotel	Media Access
<i>Press conference will feature Texas Tech head coach Joey McGuire and Oregon's Dan Lanning with a photo opportunity to follow.</i>			
Orange Bowl Pep Rally Parade	1:30-3:30 p.m. ET	Ocean Drive	--

THURSDAY, JANUARY 1

Texas Tech vs. Oregon	12 p.m. ET	Hard Rock Stadium	Media Access
Postgame Press Conference	TBD	Hard Rock Stadium	Media Access
Texas Tech returns to Lubbock	--	--	--