


TEXAS TECH FOOTBALL



2025 SCHEDULE/RESULTS

Overall: 5-0 | Big 12: 2-0 | H: 3-0 | A: 2-0 | N: 0-0

AUGUST • (1-0)

30 ARKANSAS-PINE BLUFF W, 67-7 ESPN+

SEPTEMBER • (3-0)

6 KENT STATE W, 62-14 TNT & Max

13 OREGON STATE W, 45-14 FOX

20 at #16/18 Utah* W, 34-10 FOX

OCTOBER • (1-0)

4 at Houston* W, 35-11 ESPN

11 KANSAS* 6:30 p.m. FOX

18 at Arizona State* 3 p.m. FOX

25 OKLAHOMA STATE* TBD TBD

NOVEMBER • (0-0)

1 at Kansas State* TBD TBD

8 BYU* TBD TBD

15 UCF* TBD TBD

29 at West Virginia* TBD TBD

All Times Central

TV: FOX

- Play-by-Play: Jason Benetti
- Analyst: Robert Griffin III
- Sideline Reporter: Alexa Landestoy
- Producer: Bo Garrett



RADIO: TEXAS TECH SPORTS NETWORK

- Play-by-Play: Brian Jensen
- Analyst: John Harris
- Sideline Reporter: Chris Level
- SiriusXM (radio): Channel 83
- SiriusXM (app): Channel 83
- Mobile App: Varsity Network (Texas Tech)
- National Radio: None



SOCIAL MEDIA: #WreckEm

- X: @TexasTechFB
- YouTube: TexasTechAthletics
- Instagram: @TexasTech_FB
- Facebook: TexasTechFootball
- Online: TexasTech.com

TEXAS TECH COACHING STAFF

SIDELINE

- **Joey McGuire**, Head Coach (Fourth Season)
- **Mack Leftwich**, Offensive Coordinator/QBs (First Season)
- **Shiel Wood**, Defensive Coordinator/ILB (First Season)
- **Kenny Perry**, Assoc. H.C./Special Teams (Fourth Season)
- **C.J. Ah You**, Outside Linebackers (Fourth Season)
- **Zarnell Fitch**, Defensive Line (Fourth Season)
- **Rob Greene**, Safeties (First Season)
- **Justin Johnson**, Passing Coord./WRs (Third Season)
- **Darcel McBath**, Cornerbacks (Second Season)
- **Clay McGuire**, Offensive Line (Second Season)

PRESSBOX

- **Josh Cochran**, Run Game Coord./TEs (Fourth Season)
- **Garret McGuire**, Running Backs (First Season)

GAME

6

VS

KANSAS

Oct. 11, 2025

Jones AT&T Stadium (60,229) ■ Lubbock, Texas ■ 6:30 p.m. CT ■ FOX ■ Texas Tech Sports Network



#9 TEXAS TECH

RED RAIDERS

5-0, 2-0 Big 12



KANSAS

JAYHAWKS

4-2, 2-1 Big 12

Rankings	AP: 9 AFCA: 10
Last Game	Def. Houston, 35-11
Streak	Won 5
Head Coach	Joey McGuire
Alma Mater	UT Arlington '95
Career Record	28-16 (4th Season)
Record at Texas Tech	Same
Record vs. Kansas	2-0

Rankings	AP: NR AFCA: NR
Last Game	Def. UCF, 27-20
Streak	Won 1
Head Coach	Lance Leipold
Alma Mater	Wisconsin-Whitewater '87
Career Record	172-69 (19th Season)
Record at Kansas	26-30 (5th Season)
Record vs. Texas Tech	0-3

TALE OF THE TAPE



48.6 (2/1)	Points/Game	(39/7) 35.0
11.2 (4/1)	Points Allowed/Game	(44/8) 20.5
205.0 (30/6)	Rush Yards/Game	(54/8) 173.0
363.8 (1/1)	Pass Yards/Game	(41/6) 261.8
568.8 (1/1)	Total Offense/Game	(40/7) 434.8
244.4 (9/2)	Total Defense/Game	(79/9) 375.8

(FBS Ranking/Big 12 Ranking)



SATURDAY STORYLINES



HOMECOMING IN RAIDERLAND

Texas Tech returns to Jones AT&T Stadium this Saturday, sporting a perfect 5-0 record and a No. 9 national ranking, with Kansas coming into town for what will be the Red Raiders' annual Homecoming game. Texas Tech will celebrate its 100th anniversary of Red Raider Football in front of another sellout crowd, the fourth already of the season. The Red Raiders have historically dominated the series against the Jayhawks with a 23-2 all-time advantage, which includes an 11-1 mark in games played in Lubbock.



ONE OF THE FINAL UNBEATENS


Texas Tech's 5-0 start places the Red Raiders as one of 15 teams in the country without a loss this season. Of that group, Texas Tech is the only undefeated school in the country to win every game by at least 20 points as the Red Raiders have the second-largest point differential (37.4) nationally, thanks to another high-powered offense and a suffocating defense. In fact, Tech is one of only three FBS schools to rank in the top 10 for scoring offense (48.6), scoring defense (11.2), total offense (568.8), and total defense (244.4) entering this weekend.



WE PLAY DEFENSE AT TEXAS TECH

For a school whose identity has revolved around its offense for the past two decades, Texas Tech is quickly changing that narrative this season with the play of its defense. The Red Raiders enter this weekend among the national defensive leaders, ranking fourth for scoring (11.2 points per game) and ninth for yards of total offense per game (244.4). Behind the play of a dominant defensive front and a potential All-American linebacker in Jacob Rodriguez, Texas Tech has surrendered only 56 points this season, its fewest through five games since 1946.

SERIES HISTORY



KANSAS (23-2)	
Home: 11-1; Away: 12-1; Neutral: 0-0; OT: 1-1.	
Big 12: 19-2 (Home: 8-1; Away: 10-1).	
Jones AT&T Stadium: 12 (11-1).	
Kansas Memorial Stadium: 13 (12-1).	
Games decided by 3 points or less: 5 (3-2).	
Games decided by 7 points or less: 7 (5-2).	
Most Points-TTU-: 65 (65-19 win on Oct. 7, 2017).	
Most Points-KU: 39 (45-39 win on Oct. 28, 2000).	
Fewest Points-TTU: 16, twice (16-13 win in 2020 and 2023).	
Fewest Points-KU: 0 (23-0 win on Sept. 19, 1970).	
Largest Win: 46 (65-19 win on Oct. 7, 2017).	
Largest Loss: 3 (34-31 in 2001 and 37-34 in 2019).	
Win Streak: 12 (Sept. 25, 2004-Oct. 20, 2018).	
Loss Streak: 1 (twice).	
Most Attended: 56,613 on Nov. 12, 2022, in Lubbock.	
Last 10: 9-1	

SERIES HISTORY

Date	Loc.	W/L	TTU	KU	Att.
Sept. 18, 1965	H*#	W	26	7	35,300
Sept. 17, 1966	A	W	23	7	28,165
Sept. 20, 1969	H	W	38	22	42,250
Sept. 19, 1970	A	W	23	0	38,700
*Oct. 12, 1996	A	W	30	17	46,500
*Oct. 11, 1997	H	W	17	7	43,012
*Oct. 28, 2000	A	W	45	39	26,000
*Oct. 6, 2001	H	L-OT	31	34	45,343
*Sept. 25, 2004	A	W	31	30	37,422
*Oct. 1, 2005	H	W	30	17	52,601
*Oct. 25, 2008	A	W	63	21	50,125
*Oct. 31, 2009	H	W	42	21	47,291
*Oct. 1, 2011	A	W	45	34	39,621
*Nov. 10, 2012	H	W-2OT	41	34	55,052
*Oct. 5, 2013	A	W	54	16	25,648
*Oct. 18, 2014	H	W	34	21	54,071
*Oct. 17, 2015	A	W	30	20	25,186
*Sept. 29, 2016	H	W	55	19	56,494
*Oct. 7, 2017	A	W	65	19	20,050
*Oct. 20, 2018	H	W	48	16	54,402
*Oct. 26, 2019	A	L	34	37	31,036
*Dec. 5, 2020	H	W	16	13	9,877
*Oct. 16, 2021	A	W	41	14	25,106
*Nov. 12, 2022	H	W	43	28	55,613
*Nov. 11, 2023	A	W	16	13	47,233

KEY:
* Big 12 Conference game
^ game called 56 seconds into the fourth quarter because of strong winds, heavy rain and tornado alert
first-ever college football game to use instant replay (Am-pex)

SERIES NOTEBOOK

INSIDE THE SERIES

- Texas Tech and Kansas will meet for the 26th time in school history Saturday in a series that has historically been dominated by the Red Raiders. Texas Tech is 23-2 all-time against the Jayhawks with wins in 16 of the past 17 meetings and each of the last four contests.
- The Red Raiders are 11-1 all-time at home against the Jayhawks as Kansas' only road win in the series spoiled Texas Tech's Homecoming festivities in 2001. The Jayhawks used overtime to shock the Jones AT&T Stadium crowd for a 34-31 victory. It is one of two overtime games all-time in the series as the Red Raiders scored a 41-34 victory in double overtime at home in 2012. Texas Tech enters this weekend having won eight-consecutive games against the Jayhawks inside Jones AT&T Stadium where another sellout crowd is expected.
- Prior to its last loss in the series in 2019, Texas Tech had won 12-consecutive games in the series over the Jayhawks. Over that span, Texas Tech won 10 of those games by a double-digit margin. In fact, the Red Raiders averaged 22.5 points per victory during the winning streak over the Jayhawks, which ran from 2004-18.
- The Red Raiders have rebounded from a 2019 loss to top the Jayhawks in each of the last four meetings between the two schools, including a 16-13 road victory over the 16th-ranked Jayhawks in 2023. In total, the winner of the Texas Tech-Kansas series has been determined by one possession in only seven of the 25 meetings, two of which are the Jayhawks' lone wins in the series.
- The Red Raiders have scored at least 30 points in all but three of the 21 previous meetings during the Big 12 era. The lone exceptions came in a 17-7 victory at home in 1997 and then a pair of 16-13 victories, the first to conclude the 2020 regular season in Lubbock and then the most-recent meeting between the two schools in 2023. During that same time period, Kansas has scored 30 or more points only six times with five of those coming in losses.
- The two schools have met four times outside the Big 12, which came in home-and-home series in 1965-66 and 1969-70. The 1965 game served as the first contest in college football history to utilize instant replay technology.

TEXAS TECH-KANSAS CONNECTIONS

- Texas Tech associate head coach and special teams coordinator Kenny Perry spent four seasons in Lawrence as he was the co-defensive coordinator and cornerbacks coach for Kansas from 2015-16 before moving to be the special teams coordinator and recruiting coordinator from 2017-18. Perry's son, Keaton, was also a member of the Jayhawk football program during his tenure.
- Texas Tech head strength and conditioning coach Lance Barilow also spent a year at Kansas as an associate director of strength and conditioning. Barilow departed Kansas following the 2020 season to take a similar role with Baylor.
- Kansas offensive line coach Daryl Agpalsa will have some familiarity with at least one person his unit is responsible for blocking this weekend in Texas Tech defensive lineman Skyler Gill-Howard. Agpalsa was hired at Kansas this offseason after spending the 2019-24 seasons at Northern Illinois, where his tenure coincided with Gill-Howard, who transferred to Texas Tech this past January after combining for 76 tackles, 11.5 tackles for loss, and 5.5 sacks the past two seasons with the Huskies.

CAREER NOTABLES VERSUS KANSAS

- Texas Tech quarterback Behren Morton will make only his second career start Saturday versus the Jayhawks as he previously threw for 176 yards on 19-of-25 passing in the Red Raiders' 16-13 road win in 2023. Morton actually made his collegiate debut versus the Jayhawks, coming in on the final series to close out Texas Tech's 41-14 road rout over Kansas in 2021. Morton missed the 2022 contest versus Kansas after suffering an injury the week before at TCU.
- Ben Roberts finished a tackle shy of double digits the last time Texas Tech and Kansas met as the then-redshirt freshman linebacker recorded nine stops versus the Jayhawks. Roberts finished second on the team for tackles in the 16-13 victory behind only C.J. Baskerville (11).
- Jacob Rodriguez will be facing Kansas for the third time in his career this weekend as he combined for six tackles over Texas Tech's wins over the Jayhawks in 2022 and 2023. Rodriguez was making his first start of the 2023 season in the last meeting between the two schools, which included a tackle for loss.

STATISTICAL MATCHUP: TEXAS TECH vs. KANSAS

CATEGORY	TECH	FBS	BIG 12	KU	FBS	BIG 12
Scoring Offense	48.6	2nd	1st	35.0	39th	7th
Total Offense	568.8	1st	1st	434.8	40th	7th
Rushing Offense	205.0	30th	6th	173.0	54th	8th
Passing Offense	363.8	1st	1st	261.8	41st	6th
Scoring Defense	11.2	4th	1st	20.5	44th	8th
Total Defense	244.4	9th	2nd	375.8	79th	9th
Rushing Defense	65.6	3rd	1st	157.7	93rd	12th
Passing Defense	178.8	28th	5th	218.2	67th	9th
3rd Down Conversion Percentage	.535	14th	3rd	.313	125th	14th
3rd Down Conversion Percentage Defense	.254	9th	1st	.351	47th	10th
4th Down Conversion Percentage	.600	54th	10th	.692	32nd	7th
4th Down Conversion Percentage Defense	.429	41st	5th	.647	103rd	12th
Red Zone Defense	.778	30th	4th	.941	116th	15th
Red Zone Offense	.903	49th	7th	.778	105th	15th
QB Sacks Per Game	2.40	40th	6th	2.67	29th	4th
Tackles for Loss Per Game	5.6	70th	10th	7.3	19th	3rd
Time of Possession	30:20	60th	6th	29:11	78th	8th
Net Punting	44.08	16th	5th	45.32	7th	3rd
Punt Returns	7.50	83rd	9th	7.06	91st	10th
Kickoff Returns	20.00	73rd	13th	29.18	11th	2nd
Fewest Penalty Yards Per Game	76.40	124th	16th	40.67	26th	3rd
Turnover Margin	1.20	8th	1st	0.50	43rd	8th





THE LAST MATCHUP
TEXAS TECH 16, #19 KANSAS 13

Date: Nov. 11, 2023
Location: Lawrence, Kan. | Attendance: 47,233

LUBBOCK, Texas (AP) - Gino Garcia hit a game-winning 30-yard field goal with 3 seconds to play and Texas Tech upset No. 19 Kansas, 16-13, as the Jayhawks struggled after losing quarterback Jason Bean in the first half.

Tahj Brooks ran for 133 yards and a touchdown as the Red Raiders (5-5, 4-3 Big 12) came back after Kansas (7-3, 4-3) tied the game on a 22-yard field goal by Seth Keller with :26 seconds left in regulation. Texas Tech opened as 10-0 lead in the first quarter as Brooks scored early in a 5-yard TD run. Garcia added a 32-yard field goal late in the quarter.

The Red Raiders extended their lead to 13-0 early in the third quarter on Garcia's second field goal before Kansas got back in the game on a Devin Neal 60-yard touchdown run early in the fourth quarter.

The Jayhawks marched 71 yards later in the fourth quarter and got within three points on a 24-yard field goal by Keller. He tied the game late but Texas Tech found a way to win as Behren Morton was 19 of 25 for 176 yards. Bean went down with an injury in the second quarter and returned for just one drive the rest of the game. Cole Ballard finished up and was 9 of 20 for 124 yards and an interception.

Tech's run game was too much for the Jayhawk defense to handle in the first half. The win leaves Texas Tech a win away from being bowl eligible.

RUSHING: Texas Tech-Brooks,Tahj 33-133; Valdez,Cam'Ron 4-14; Morton,Behren 7-minus 11. Kansas-Neal,Devin 19-137; Hishaw,Daniel 13-35; Ballard,Cole 10-20; Bean,Jason 3-15.

PASSING: Texas Tech-Morton,Behren 19-25-1-176. Kansas-Ballard,Cole 9-20-1-124; Bean,Jason 1-4-0-13; Neal,Devin 0-1-0-0.

RECEIVING: Texas Tech-Price,Myles 5-29; Bradley,Jerand 4-91; Eakin,Coy 3-29; McCray,Drae 2-minus 2; Cupp,Baylor 1-8; Sparkman,J.J. 1-8; Brooks,Tahj 1-6; White,Xavier 1-5; Brown,-Jordan 1-2. Kansas-Arnold,Lawrence 2-44; Skinner,Quentin 2-32; Fairchild,Mason 2-20; Neal,Devin 2-12; Locklin,Torry 1-25; Emilien,Douglas 1-4.

TEAM STATISTICS	TECH	KU
FIRST DOWNS	21	18
RUSHES-YARDS (NET)	44-136	45-207
PASSING YDS (NET)	176	137
Passes Att-Comp-Int	25-19-1	25-10-1
TOTAL OFFENSE PLAYS-YARDS	69-312	70-344
Fumble Returns-Yards	0-0	0-0
Punt Returns-Yards	0-0	0-0
Kickoff Returns-Yards	0-0	0-0
Interception Returns-Yards	1-0	1-0
Punts (Number-Avg)	5-46.4	4-33.0
Fumbles-Lost	1-0	0-0
Penalties-Yards	4-45	4-31
Possession Time	31:23	28:37
Third-Down Conversions	4 of 14	7 of 15
Fourth-Down Conversions	2 of 2	0 of 2
Red-Zone Scores-Chances	4-4	2-3
Sacks By: Number-Yards	3-27	3-24

SCORING SUMMARY

QTR	Time	Team	Scoring Play	Drive / Time
1st	10:18	TTU	Tahj Brooks 5-yard run (Gino Garcia kick)	7-50 / 2:54
1st	3:24	TTU	Gino Garcia 32-yard field goal	15-42 / 5:22
3rd	2:56	TTU	Gino Garcia 31-yard field goal	8-22 / 3:42
4th	12:12	KU	Devin Neal 60-yard run (Seth Keller kick)	4-70 / 1:42
4th	4:42	KU	Seth Keller 24-yard field goal	11-71 / 4:57
4th	0:25	KU	Seth Keller 22-yard field goal	14-77 / 1:55
4th	TTU	0:02	Gino Garcia 30-yard field goal	4-63 / 0:26

SERIES SUPERLATIVES

300-YARD PASSING GAMES

Name	Date	C-A	Yards	TDs
Seth Doege	Nov. 11, 2012	45-59	476	3
Alan Bowman	Oct. 20, 2018	36-46	408	3
Kliff Kingsbury	Oct. 28, 2000	32-48	405	4
Graham Harrell	Oct. 25, 2008	34-42	386	5
Baker Mayfield	Oct. 5, 2013	33-51	368	0
Seth Doege	Oct. 1, 2011	29-46	366	3
Sonny Cumbie	Sept. 25, 2004	28-52	356	2
Patrick Mahomes II	Oct. 17, 2015	29-50	354	1
Cody Hodges	Oct. 1, 2005	34-52	333	1

100-YARD RUSHING GAMES

Name	Date	Att.	Yards	TDs
Byron Hanspard	Oct. 12, 1996	36	194	0
Ricky Williams	Oct. 11, 1997	33	179	1
Taurean Henderson	Sept. 25, 2004	17	169	2
DeAndre Washington	Oct. 18, 2014	23	164	0
Justin Stockton	Oct. 7, 2017	15	161	1
DeAndre Washington	Oct. 17, 2015	23	157	1
Xavier White	Dec. 5, 2020	14	135	0
Tahj Brooks	Nov. 11, 2023	33	133	1
Eric Stephens	Oct. 1, 2011	26	124	2
Baron Batch	Oct. 31, 2009	17	123	4

100-YARD RECEIVING GAMES

Name	Date	Rec.	Yards	TDs
Jonathan Giles	Sept. 29, 2016	12	219	2
Eric Ward	Nov. 10, 2012	12	180	0
Antoine Wesley	Oct. 20, 2018	9	155	1
Trey Haverty	Sept. 25, 2004	8	143	1
Jarrett Hicks	Sept. 25, 2004	8	131	1
Eric Ward	Oct. 5, 2013	7	122	1
Jarrett Hicks	Oct. 1, 2005	9	112	1
Darrell Jones	Oct. 28, 2000	6	109	0
Edward Britton	Oct. 25, 2008	3	106	1

ADDITIONAL SUPERLATIVES

Completions	45, Seth Doege (2012)
Passing Attempts	59, Seth Doege (2012)
Touchdown Passes:	5, Graham Harrell (2008)
Rushing Attempts:	36, Byron Hanspard (1996)
Rushing Touchdowns:	4, Baron Batch (2009)
	Desmond Nisby (2017)
Receptions:	12, Jonathan Giles (2016)
	Eric Ward (2012)
Receiving Touchdowns:	4, Derek Dorris (2000)
Total Touchdowns:	4, Derek Dorris (2000)
	Baron Batch (2009)
	Desmond Nisby (2017)

ON THIS DATE IN HISTORY

#7 TEXAS TECH 37, NEBRASKA 31

Date: Oct. 11, 2008

Location: Lubbock, Texas | Jones AT&T Stadium

Attendance: 53,449

Oct.

11



LUBBOCK, Texas (AP) - Eric Morris scooted 1 yard around right end for a touchdown in overtime and Jamar Wall made that score stand up for Texas Tech with an interception, and the seventh-ranked Red Raiders defeated Nebraska, 37-31.

Texas Tech (6-0, 2-0 Big 12) left the door open for the Cornhuskers to win it with a touchdown and extra point, when the Red Raiders botched the PAT after Morris' score.

But the mistake didn't cost the Red Raiders. Joe Ganz, who threw for 349 yards for Nebraska (3-3, 0-2), was scrambling and trying to throw the ball away on the Huskers' second play when Jamar Wall intercepted along the Texas Tech sideline to end the game.

Graham Harrell, who threw for two touchdowns and ran for another, was 20-of-25 for 284 yards. Late in regulation Harrell threw a 47-yarder to Michael Crabtree on fourth-and-5 from the Red Raiders 36 to keep Texas Tech's drive alive after Nebraska tied it at 24 to midway through the fourth quarter. A few plays later Harrell took it in on a sneak to put Tech up 31-24.

Crabtree got the Red Raiders first score and a school record for career TDs (31) when he caught a quick slant and went untouched through the Huskers secondary for 35 yards for a 7-0 lead.

Nebraska did a good job of keeping the ball out of the hands of Texas Tech's high-powered offense. The Huskers had a balanced attack, running the ball almost as many times as they passed. They got their lone score of the first half following an eight-minute drive, and the Huskers got such good yardage on first and second downs that they rarely faced much on third down.

TEXAS TECH ALL-TIME ON OCT. 11

Year	Opponent	Result
2018	at TCU	W, 17-14
2014	West Virginia	L, 34-37
2008	Nebraska	W, 37-31 (OT)
2003	Iowa State	W, 52-21
1997	Kansas	W, 17-7
1986	at No. 8 Arkansas	W, 17-7
1975	No. 6 Texas A&M	L, 9-38
1969	Texas A&M	W, 13-9
1958	at TCU	L, 0-26
1952	Texas Western	L, 14-20
1947	Tulsa	W, 14-7
1930	McMurry	W, 10-0

RED RAIDER NOTEBOOK

HOMECOMING IN RAIDERLAND

■ Texas Tech is 57-35-3 all-time on Homecoming, which includes a 20-9 mark during the Big 12. The Red Raiders have historically been dominant on Homecoming until recently as Texas Tech has dropped five of its last nine games, including each of its past two after falling to Kansas State in 2023 and then Baylor a year ago.

■ This will be the fifth time in history the Red Raiders have hosted Kansas for Homecoming. Texas Tech is 3-1 historically in those games, defeating the Jayhawks by a 17-7 score in 1997, a 34-21 advantage in 2014 and then via 48-16 rout in 2018. The lone loss came in a 34-31 setback in 2001.

■ Texas Tech's first-ever Homecoming game came in 1930 when the Red Raiders fell to Hardin-Simmons, 20-6, in the final game of the season. That marked only Texas Tech's sixth season fielding a collegiate football program in what is now the 101st year of Red Raider Football.

RED RAIDERS IN HOMECOMING GAMES VERSUS KANSAS

Year	Head Coach	Result
1997	Spike Dykes	W, 17-7
2001	Mike Leach	L, 31-34
2014	Kliff Kingsbury	W, 34-21
2018	Kliff Kingsbury	W, 48-16

TECH ENTERS THE TOP 10 OF BOTH POLLS

■ Texas Tech entered the top-10 of both polls this week as the Red Raiders are up to No. 9 in the Associated Press rankings and moved to No. 10 in the AFCA coaches poll following their win at Houston. It is the highest ranking in the AP poll for the Red Raiders since Dec. 7, 2008, when Texas Tech went into an eventual appearance in the Cotton Bowl at No. 8 nationally. It is the highest the Red Raiders have been ranked in either poll since Oct. 20, 2013, when Texas Tech was No. 9 by the coaches and No. 10 in the AP poll.

■ This is the 32nd time Texas Tech has appeared in the top 10 of the Associated Press poll in its history. The Red Raiders have only reached the top five in the AP poll only twice previously, which came over three-straight weeks of Texas Tech's 1976 season under Steve Sloan and then again during its memorable 2008 campaign under Mike Leach.

■ The Red Raiders have been ranked inside the top 25 of both major polls every week thus far this season. Texas Tech entered the 2025 season ranked inside the top 25 of both major polls for the first time since 2008 as the Red Raiders were No. 23 in the Associated Press poll and No. 24 in the AFCA coaches poll. Texas Tech was previously ranked No. 24 in the 2023 AFCA preseason poll before falling out after a season-opening loss at Wyoming.

■ It was the first time the Red Raiders had appeared in the Associated Press poll since Sept. 23, 2018, when Texas Tech was No. 24 nationally after starting its season 3-1 overall with wins over Lamar, Houston, and at No. 15 Oklahoma State and the lone loss coming in the opener to Ole Miss.

TEXAS TECH SEASONS RANKED IN THE AP TOP 10

Year	Head Coach	Dates	Range
1965	JT King	Nov. 15-29	No. 9-10
1967	JT King	Oct. 2	No. 10
1974	Jim Carlen	Sept. 30-Oct. 7	No. 9-10
1976	Steve Sloan	Oct. 12-Nov. 30	No. 5-10
1977	Steve Sloan	Preseason-Sept. 19	No. 7-8
2008	Mike Leach	Sept. 21-Dec. 7	No. 2-10
2013	Kliff Kingsbury	Oct. 20	No. 10
2025	Joey McGuire	Oct. 5-present	No. 9

RED RAIDERS LOOKING FOR 6-0 START

■ The Red Raiders will look to extend their undefeated start to their season this weekend with a win to move to 6-0 on the season. A victory over the Jayhawks would mark the seventh time in program history that Texas Tech has started its season with a 6-0 record and the fifth time since joining the Big 12 Conference in 1996.

■ Texas Tech has six 10-win seasons in its history with three of those the result of at least a 6-0 start. The Red Raiders rolled off eight-straight wins under Steve Sloan in 1976 to eventually finish 10-2 overall and ranked No. 13 in the final Associated Press poll. Texas Tech started both the 1938 and 2008 seasons with 10-0 records. The 1938 season concluded with a loss to St. Mary's in Texas Tech's first-ever Cotton Bowl appearance, while the 2008 season also ended in Dallas with a loss to Alabama to conclude a memorable 11-2 campaign under Mike Leach.

BEST STARTS TO A SEASON IN TEXAS TECH HISTORY

Year	Head Coach	Start	Final Record
2008	Mike Leach	10-0	11-2
1938	Pete Cawthon	10-0*	10-1
1976	Steve Sloan	8-0	10-2
2013	Kliff Kingsbury	7-0	8-5
2005	Mike Leach	6-0	9-3
1998	Spike Dykes	6-0	7-5

* won all 10 regular-season game.

LOOKING FOR A 3-0 START TO BIG 12 PLAY

■ Texas Tech will be looking for its second 3-0 start to Big 12 play in as many years Saturday, and its sixth all-time in program history. Before last season's 3-0 start to league play, the Red Raiders had not previously opened their Big 12 schedule with three consecutive victories since 2013. Dating back to its time in the Southwest Conference (1960-95), Texas Tech has started league play with a 3-0 mark seven times previously, doing so in 1976 and 1983 and then five times in the Big 12 era in 1998, 2005, 2008, 2013, and 2024.

■ Texas Tech has reached a bowl game after each of its previous five occurrences with 3-0 starts to Big 12 play as the Red Raiders played in the 1998 Independence Bowl, the Cotton Bowl in both 2005 and 2008, the Holiday Bowl in 2013 and then the AutoZone Liberty Bowl a year ago. A victory over Kansas would push Texas Tech to 6-0 overall, guaranteeing the Red Raiders of bowl eligibility for a fifth-straight season and the 43rd time in program history.

TEXAS TECH ALL-TIME 3-0 STARTS TO CONFERENCE PLAY

Year	Conf. Start	Wins	Final Record
2008	6-0	KSU, NEB, A&M, KU, UT, OSU	11-2
1976	5-0	A&M, Rice, UT, TCU, SMU	10-2
2013	4-0	TCU, KU, ISU, WVU	8-5
2024	3-0	ASU, Cinci, UA	8-5
2005	3-0	KU, NEB, KSU	9-3
1998	3-0	ISU, BU, OSU	7-5
1983	3-0	BU, A&M, Rice	3-7-1

RED RAIDERS SUCCESSFUL IN ROAD STRETCH

■ Texas Tech closed its lone stretch of back-to-back road games all season last Saturday at Houston. It was only the seventh time since the Red Raiders joined the Southwest Conference in 1960 that Texas Tech had played each of its first two league games on the road. The Red Raiders did so twice in the SWC era, starting their inaugural season in 1960 at both Texas A&M and Texas before doing so again in 1976 at Texas A&M and Rice. This was the fifth time since joining the Big 12 in 1996 that Texas Tech has played its first two conference games on the road, doing so in 2002, 2004, 2014 and 2021.

THE NATION'S TOP TRANSFER CLASS

Texas Tech landed On3's top transfer portal class following the 2024 season as Joey McGuire and his staff signed 21 transfers to add to an already-talented list of returners. The class, which also ranked in the top five nationally by ESPN, The Athletic and 247Sports, delivered 10 players who were ranked among the top-100 portal entrees by one of the four publications.

TEXAS TECH PORTAL CLASS RANKINGS

Name, Pos.	ESPN	The Athletic	247Sports	On3
David Bailey, OLB	9	3	12	10
Howard Sampson, OL	18	18	14	26
Lee Hunter, DL	19	20	62	33
Romello Height, OLB	32	53	27	50
Hunter Zambrano, OL	46	90	39	46
Reggie Virgil, WR	49	49	--	104
Brice Pollock, CB	85	79	--	97
Terrance Carter Jr., TE	86	36	--	117
Cole Wisniewski, S	--	95	--	--
Quinten Joyner, RB	--	--	145	93
Will Jados, OL	--	--	53	--



■ Dating back to joining the Southwest Conference in 1960, Texas Tech has opened conference play with a 2-0 record as a result of road wins only once previously, which came during its memorable 1976 season. The Red Raiders shared the Southwest Conference title that season with a 7-1 league record, finishing 10-2 overall under Steve Sloan.

TEXAS TECH DOMINANT DURING 5-0 START

■ The Red Raiders have been dominant in their five victories so far this season, winning all five games by at least 24 points while outscoring opponents, 243-56, overall. Texas Tech currently ranks second nationally in average point differential, slightly trailing only Indiana (38.2) entering this weekend with a 37.4 margin.

■ Texas Tech enters this weekend as the only team in the country to win at least five games by 24 points this season as the Red Raiders are only the fourth Big 12 school to start a season on a similar streak, joining the likes of Texas (2008), Oklahoma (2008) and Baylor (2015). In its history, Texas Tech has not started a season with five-consecutive victories by at least 24 points or more previously.

■ When the point differential is dropped to only 20 points, this is the first time since the 1953-54 seasons the Red Raiders have won five-straight games by at least that margin. Texas Tech closed the 1953 season with five-straight wins by 20 or more points and then opened the 1954 campaign with a 41-9 victory at Texas A&M and a 33-7 win over West Texas State. The Red Raiders set the Texas Tech single-season record with nine of their 11 victories in 1953 coming by 20 or more points.

■ This is the 13th time in school history the Red Raiders have won five or more games in a season by 20 points and the first time since 2009. Texas Tech has won six games by that margin only seven times in history, including four times as a Big 12 member (2005, 2007, 2008, 2009).

FBS LEADERS FOR POINT DIFFERENTIAL PER GAME

School	GP	Pts	Opp. Pts	Avg.
1. Indiana	5	239	48	38.2
2. Texas Tech	5	243	56	37.4
3. Oregon	5	233	61	34.4
4. Ohio State	5	187	25	32.4
5. Missouri	5	226	73	30.6
6. Oklahoma	5	169	36	26.6
7. BYU	5	192	61	26.2
Nebraska	5	212	81	131

REMINDER ABOUT SCHEDULE COMPARISONS

■ The only real criticism the Red Raiders have received so far this year is regarding their non-conference schedule. As a reminder, two other current top-10 teams in No. 3 Oregon and No. 6 Oklahoma, faced two of Texas Tech's non-conference opponents in recent weeks, with both winning by a smaller margin of victory. Oregon topped its in-state rival Oregon State, 41-7, on Sept. 20 in Eugene, one weekend after the Red Raiders downed the Beavers, 45-14, at home. Oklahoma, meanwhile, shut out a Kent State program, 44-0, that was blown out by the Red Raiders, 62-14, in week two.

RED RAIDERS DELIVER RANKED WIN AT UTAH

■ Texas Tech landed its third road win over a ranked opponent in as many seasons at previously No. 16 Utah, topping the Utes, 34-10, in the Big 12 opener. It marked Texas Tech's largest win over a top-25 team since the Red Raiders downed No. 15 Oklahoma State, 41-17, to open conference play on the road in 2018 under then head coach Kliff Kingsbury.

■ The Red Raiders are now 5-7 against ranked opponents under Joey McGuire as Texas Tech toppled No. 25 Houston and No. 19 Texas during his inaugural season in 2022 and then No. 16 Kansas on the road in 2023 and No. 10 Iowa State last season. McGuire's five wins thus far are tied with Spike Dykes for the most all-time for a Texas Tech head coach in his first four seasons.


■ The victory over Utah marked Texas Tech's first in a matchup of top-25 teams since the Red Raiders went to three overtimes to top No. 21 TCU, 56-53, in Fort Worth midway through the 2012 season. It was Texas Tech's highest-ranked road win in a top-25 battle since the Red Raiders joined the Big 12.

■ The matchup marked the first time Texas Tech has ever opened Big 12 play in a battle of teams ranked in the Associated Press top-25 poll.

■ Texas Tech improved to 17-13 all-time in Big 12 openers and 3-1 under head coach Joey McGuire with the win over the Utes. McGuire previously led the Red Raiders to a win over No. 19 Texas in 2022 and then a victory over a future Big 12 champion in Arizona State a year ago. Texas Tech's lone loss under McGuire came in a 20-13 setback at West Virginia to start its 2023 league slate.

■ Texas Tech is familiar with Big 12 road openers historically as the Red Raiders are now a combined 10-9 overall. Texas Tech had dropped its last three Big 12 road openers, falling at West Virginia in 2023, at Texas in 2021 and at No. 6 Oklahoma in 2019 until the victory at Utah.

THE NEXT OPPONENT



Opponent	Arizona State
Date	Oct. 18, 2025
Location	Tempe, Ariz.
Time / TV Network	3 p.m. / FOX
Series Record	Tech leads 3-2

NOTES

■ Texas Tech and Arizona State will meet for the sixth time in history on Oct. 18 in Tempe and for the second time as Big 12 Conference members. The Red Raiders will enter the highly-anticipated matchup with a 3-2 advantage all-time in the series after winning each of the last two meetings, including a 30-22 victory last season in Lubbock. Each of the last two meetings have taken place inside Jones AT&T Stadium with the Red Raiders also winning a 52-45 shootout early in the 2017 season.

■ The Red Raiders opened Big 12 play against the Sun Devils a year ago, their first meeting as conference opponents. Tahj Brooks rushed for 117 yards in the 30-22 victory, while Behren Morton completed 24-of-44 passes for 201 yards and a touchdown. The Red Raider defense, meanwhile, limited Arizona State running back Cam Skattebo to only 60 rushing yards as the Sun Devils recorded 376 yards of total yards in a losing effort.

■ The 2017 victory split a non-conference home-and-home series between the two schools as the Sun Devils previously topped the Red Raiders, 68-55, in Tempe a year earlier. Texas Tech quarterbacks threw for at least 500 yards in both of those games with Patrick Mahomes II torching Arizona State for 540 yards and five touchdowns in 2016 followed by Nic Shimonek and his 543 passing yards and six touchdowns in 2017.

■ The two schools first met to kick off the 1999 season, the final year for the Red Raiders under legendary head coach Spike Dykes. The Sun Devils limited Texas Tech to only 246 yards of total offense in a 31-13 as the Red Raiders were unable to follow a Shaud Williams touchdown on their opening drive with much offense the rest of the night.

■ Texas Tech and Arizona State did not meet again after that 1999 encounter until the 2013 Holiday Bowl where the Red Raiders knocked off the 16th-ranked Sun Devils, 37-23, in San Diego. Davis Webb threw for 403 yards and four touchdowns in the victory, which improved the Red Raiders to an 8-5 finish under first-year head coach Kliff Kingsbury.

SERIES HISTORY

Date	Loc.	W/L	TTU	ASU	Att.
Sept. 6, 1999	A	L	13	31	65,091
Dec. 30, 2013	N	W	37	23	52,930
Sept. 10, 2016	A	L	55	68	45,411
Sept. 16, 2017	H	W	52	45	58,547
*Sept. 21, 2024	H	W	30	22	58,795

UNIFORM TRACKER

Over the past decade, Texas Tech has been among the most innovative teams in the country related to team uniforms. Here's a look at Texas Tech's record in various uniform combinations since the start of the 2000 season.

Helmet-Jersey-Pants	2025	Record
Black-Red-Black	1-0	31-7
White-White-White	1-0	14-10
Black-Black-Black	--	36-22
Black-White-Black	1-0	25-25
Black-Black-White	--	8-5
Black-Red-Red	--	19-2
Black-White-White	--	15-18
Black-White-Red	--	4-6
Red-White-Red	--	2-4
Black-Red-White	1-0	7-1
White-Black-White	--	2-2
Red-White-Black	--	1-3
Gray-White-Gray	--	1-3
Red-Red-Red	--	1-2
White-Red-Red	1-0	2-2
White-White-Red	--	0-2
Red-White-White	--	1-1
Black-Gray-Black	--	1-0
Black-Black-Gray	--	1-0
Gray-Gray-Gray	--	1-0
Black-Black-Red	--	0-1
White-White-Black	--	3-0
White-Red-White	--	1-0
Red-Red-White	--	1-0
Red-Red-Black	--	0-1
Red-Black-White	--	0-1
Red-Black-Black	--	1-0
Black-White-Gray	--	0-1

Specialty Uniforms

Throwbacks 2014-23	5-9
adidas Gladiator Strategy (2024)	0-1
Wounded Warrior (2010)	1-0
Wounded Warrior (2011)	0-1
Lone Star Pride (2012)	0-1
Lone Survivor (2013)	0-1
Lone Star Pride (2013)	0-1
White Ombre' (2014)	0-1
Lone Star Pride (2014)	0-1
Black Ombre' (2014)	0-1

2025 UNIFORM TRACKER

Opponent	Combo	Result
Arkansas at Pine Bluff	White-Red-Red	W, 67-7
Kent State	Black-Red-Black	W, 62-14
Oregon State	Black-Red-White	W, 45-14
at Utah	White-White-White	W, 34-10
at Houston	Black-White-Black	W, 35-11
Kansas		
at Arizona State		
Oklahoma State		
at Kansas State		
BYU		
UCF		
at West Virginia		

TEXAS TECH FOLLOWING OPEN DATES

■ Texas Tech improved to 22-14 during the Big 12 era in the week following an open date with its victory last weekend at Houston. The Red Raiders have now won 11 of their last 15 contests following an open date dating back to the 2015 season. Three of Texas Tech's four losses during that span came against ranked opponents with two of those being in road games.

RED RAIDERS FOLLOWING OPEN DATES SINCE 2015

Year	Opponent	Result
2025	at Houston	W, 35-11
2024	at Oklahoma State	W, 56-48
2024	Baylor	L, 35-59
2023	TCU	W, 35-28
2022	West Virginia	W, 48-10
2021	Iowa State	W, 41-38
2020	No. 8 Texas	L, 56-63 (OT)
2020	West Virginia	W, 34-27
2020	at No. 23 Oklahoma State	L, 44-50
2019	at No. 6 Oklahoma	L, 16-55
2019	at West Virginia	W, 38-17
2018	at TCU	W, 17-14
2017	Arizona State	W, 52-45
2016	Kansas	W, 55-19
2015	at Texas	W, 48-45

THE HOTTEST TICKET IN TOWN

■ Texas Tech sold out of season tickets for the third-consecutive season in early May as Red Raider fans purchased more than 33,000 season passes for the 2025 campaign. This total does not include seats reserved for Texas Tech's student body, either. Texas Tech also sold out its entire premium seating inventory in all areas of Jones AT&T Stadium, which includes more than 100 luxury suites and 1,600 club seats.

■ Texas Tech has added more than 14,000 season tickets since Joey McGuire's hiring in November 2021. Texas Tech previously sold 28,000 season tickets for McGuire's debut season in 2022, which, like this year's total, ranks among the top-10 highest season ticket counts in program history.

■ Texas Tech has played in front of a sold-out crowd in each of its first three home games of the season, as 60,229 fans were on hand for the Arkansas-Pine Bluff, Kent State, and Oregon State wins. The Red Raiders are already scheduled for two other advanced sellouts this season in their next three home games, beginning Saturday against Kansas. Tickets are also already sold out for the Oct. 25 home date versus Oklahoma State and the Nov. 8 contest against BYU, making the regular-season finale against UCF the only game still available through Texas Tech.

TEXAS TECH GAME-BY-GAME ATTENDANCE

Date	Opponent	Attendance
Aug. 30	Arkansas-Pine Bluff	60,229*
Sept. 6	Kent State	60,229*
Sept. 13	Oregon State	60,229*
Oct. 4	Kansas^	--
Oct. 25	Oklahoma State^	--
Nov. 8	BYU	--
Nov. 15	UCF	--

* designates sellouts

^ designates games that are already sold out

HOME SWEET HOME

■ Texas Tech's three-game homestand to start the season is part of a seven-game slate inside Jones AT&T Stadium. This is the 14th time in program history and the third time in a four-

year span that Tech has hosted seven games in a season, continuing its recent trend of prioritizing home games. The Red Raiders are slated to host seven home games in two of the next three seasons with the lone exception being in 2027.

■ The Red Raiders have protected Jones AT&T Stadium to the tune of an 18-5 record under Joey McGuire, which includes an 8-1 mark in non-conference play. Texas Tech is tied for the highest home winning percentage among Big 12 members since McGuire was hired in 2022.

BEST BIG 12 HOME WINNING PERCENTAGES SINCE 2022

School	W-L	Pct.
1. Texas Tech	18-5	.783
Kansas State	18-5	.783
3. TCU	17-5	.772
4. BYU	16-5	.762
5. Utah	15-6	.714

RED RAIDERS IN ONE-POSSESSION GAMES

■ Texas Tech has ranked among the most successful teams in the country for one-possession games since hiring Joey McGuire in 2022. In fact, the Red Raiders are 13-4 in one-possession games under McGuire, a drastic improvement for a program that was only a combined 13-20 in the seven seasons prior to his arrival. Texas Tech was 4-0 in one-possession games during McGuire's debut season in 2022 before finishing 3-3 in 2023 and 6-1 a year ago.

■ Ironically, the Red Raiders rank second nationally for point differential so far this season after winning their first four games by an average of 37.4 points. Texas Tech's last one-possession game was a 56-48 victory late last season at Oklahoma State.

■ Among teams nationally with at least eight one-possession games since 2022, Texas Tech leads the Big 12 and ranks fifth with a .765 winning percentage. Among teams nationally, the Red Raiders only trail Coastal Carolina (10-1), Michigan (11-2), Tulane (12-3) and Tennessee (8-2) for winning percentage. The next-closest Big 12 program to the Red Raiders in terms of winning percentage is West Virginia, which is 10-5 overall since 2022.

■ Texas Tech is an impressive 8-1 at home in one-possession games under McGuire, with the lone loss coming early in the 2023 season to No. 13 Oregon. The Red Raiders are 5-3 on the road, including three wins this past season at Arizona, Iowa State and Oklahoma State. Texas Tech also won a one-possession game at Iowa State in 2022 and at Kansas in 2023.

FBS LEADERS IN ONE-POSSESSION WINNING % SINCE 2022

School	TOTAL GMS	W-L (%)
1. Coastal Carolina	11	10-1 (.909)
2. Michigan	13	11-2 (.846)
3. Tulane	15	12-3 (.800)
4. Tennessee	10	8-2 (.800)
5. Texas Tech	17	13-4 (.765)
6. Washington	19	14-5 (.737)
7. Ohio	14	11-3 (.786)
8. Georgia/Charlotte	11	8-3 (.727)

BIG 12 ONE-POSSESSION WINNING % LEADERS SINCE 2022

School	TOTAL GMS	W-L (%)
1. Texas Tech	17	13-4 (.765)
2. West Virginia	15	10-5 (.667)
3. Houston	17	11-6 (.647)
4. BYU	16	10-6 (.625)
5. Arizona State	19	11-8 (.579)
6. TCU	18	10-8 (.556)





THE BIG 12 LEADER IN BOWL APPEARANCES

- Texas Tech entered the 2025 campaign as the Big 12 Conference's leader in total bowl appearances, as the Red Raiders have made 42 in their history, including one in each of the last four seasons. Tech ranks tied for 20th nationally in all-time bowl appearances as the Red Raiders have one more than fellow Big 12 member BYU and two more than West Virginia.
- Texas Tech is currently in the midst of its longest bowl streak since its 2000-10 stretch, primarily under Mike Leach. That 11-year run represents the only time in program history that Texas Tech has made the postseason in five consecutive seasons. This is the third time in program history the Red Raiders have reached a bowl game in four-straight years, as Texas Tech also did so from 1993-96 under Spike Dykes.
- Joey McGuire is the first head coach in program history to lead the Red Raiders to a bowl appearance in each of his first three seasons. Texas Tech is 2-1 in bowl games under McGuire after topping Ole Miss in the 2022 TaxAct Texas Bowl and Cal in the 2023 Independence Bowl, while falling this past season to Arkansas in the AutoZone Liberty Bowl.

BIG 12 LEADERS IN ALL-TIME BOWL APPEARANCES

School	Appearances
1. Texas Tech	42
2. BYU	41
3. West Virginia	40
4. TCU	37
5. Oklahoma State	34
Arizona State	34
7. Colorado	31
8. Houston	30

HARRELL TO THE RING OF HONOR

- Texas Tech will induct its 12th member to the prestigious Ring of Honor on Oct. 28 when Graham Harrell's name is unveiled on the West Stadium Building at Jones AT&T Stadium at halftime of the Oklahoma State game. Harrell's name will forever be honored alongside Donny Anderson (2012), E.J. Holub (2012), Dave Parks (2012), Gabe Rivera (2014), Zach Thomas (2016), Michael Crabtree (2021), Patrick Mahomes II (2022), Thomas Howard, Andre Tillman and Wes Welker (2024).
- Harrell was previously selected this past January to the 2025 class of the NFF College Football HOF as he will be inducted Dec. 9. He will become the seventh Red Raider in program history to be inducted into the CFB Hall of Fame.

A FAMILY AFFAIR

- There are several family ties on this year's Texas Tech roster, with two sets of brothers as well as the father-son dynamic on the coaching staff with Joey McGuire and running backs coach Garret McGuire. The two sets of brothers come from different sides of the ball in sophomore running back Quinten Joyner and true freshman safety Quintaelyn Joyner, as well as junior wide receiver Price Morgan and redshirt freshman safety Peyton Morgan.
- Texas Tech also had two brothers face each other to close non-conference play with sophomore wide receiver Kelby Valsin going head-to-head with Jimmy Valsin III, a senior wide receiver at Oregon State.

100-YEAR UNIFORMS UNVEILED

- Texas Tech will celebrate 100 seasons of Texas Tech Football as part of its Homecoming festivities on Oct. 11 against Kansas. The Red Raiders have already unveiled a special uniform from adidas for the Kansas game, which incorporates different aspects of Texas Tech history.
- Texas Tech - known then as the Matadors - kicked off its first season of football in 1925 with an impressive 6-1-2 debut under head coach E.Y. Freeland. Since then, Texas Tech has recorded 605 wins under 17 different head coaches.
- Texas Tech's anniversary uniform took different pieces from its history and applied them. Those pieces include the 1925 "Tech" word mark from the first Texas Tech uniform, the first "double T" in 1926, the traction stripes on the shoulder is taken from 1930, considered a cutting-edge uniform at the time, the numbers on the front stem from 1935, which was the first-year that numbers were added to the front of Texas Tech's jerseys, the stripes down the side of the pant are inspired from the Masked Rider and horse's breast collar from the mid-1960's while the stars on the helmet come from 1969 when stars were added to player's helmets when earned.

HOMETOWN PRIDE

- Texas Tech will continue to recognize the hometowns of every student-athlete on its roster this season with a special decal on the back of each gameday helmet. The decal will feature a throwback Masked Rider logo with the area code associated with each student-athlete's hometown as part of an initiative started in 2022 by head coach Joey McGuire.

THE BRAND NUMBER



Here at Texas Tech, there is only one available jersey number that is protected: No. 3. The jersey represents the player or players who best represent the core tenets of "The Brand," which represents Texas Tech's daily quest to be the "toughest, hard-working, most competitive team in the country."

The Red Raiders have two players wearing the jersey this season in returning linebacker Bryce Ramirez and wide receiver Coy Eakin. Ramirez was awarded the jersey prior to the 2023 season in recognition of his determination and leadership in response to a catastrophic leg injury suffered the year before at N.C. State.

Eakin, meanwhile, is coming off his best season as a Red Raider as he caught 49 passes for 652 yards and a team-leading seven touchdowns as only a sophomore this past season. He has 85 catches now for his Red Raider career, totaling 1,068 yards and nine touchdowns in 27 games. Eakin finished as Texas Tech's third-leading receiver this past season, trailing only departed senior Josh Kelly and returning senior Caleb Douglas. Eakin will move to Kelly's previous spot in Texas Tech's inside receiver position beginning this spring under new offensive coordinator Mack Leftwich.

In addition to representing the standards of "The Brand," the No. 3 jersey is designated to honor the life of the late Luke Siegel, who passed in August 2021 after inspiring countless others across the nation with his fighting spirit in the wake of a golf-cart accident. The No. 3 represented Siegel's favorite number.

DEGREES EARNED

The Red Raiders will enter the 2025 season with 21 student-athletes who are current college graduates, including 12 who earned their degree from Texas Tech University.

Name	Degree
Roy Alexander	Sociology*
David Bailey	Science, Technology, and Society*
Davion Carter	Interdisciplinary Studies
Chief Collins	Management
Luke Dillingham	Criminology
Gage Elder	University Studies
Charles Esters III	Management
Mitch Griffis	Elementary Education*
Romello Height	American Popular Culture*
Lee Hunter	General Studies*
Will Jados	Information Technology*
Jurrien Loftin	Economics
Trent Low	Finance
A.J. McCarty	University Studies
Behren Morton	University Studies
Bryce Ramirez	Information Technology
Jacob Rodriguez	General Studies
Vinny Sciury	Communication Studies*
Haydon Wiginton	Sport Management
Cole Wisniewski	Business Administration*
Hunter Zambrano	Interdisciplinary Studies*

* indicates degree earned prior to arrival at Texas Tech

JOEY MCGUIRE FILE

Hometown	Crowley, Texas
Education	Texas-Arlington '95 (Kinesiology)
Wife	Debbie
Children	Daughter: Raegan; Son: Garret

COACHING HISTORY

Year	Position
2022-present	Texas Tech Head Coach
2020-21	Baylor Assoc. Head Coach (Outside Linebackers)
2019	Baylor Associate Head Coach (Defensive Ends)
2017-18	Baylor Assistant Coach (Tight Ends)
2003-16	Cedar Hill High School Head Coach
1997-02	Cedar Hill High School Assistant Coach
1995-96	Crowley High School Assistant Coach

BOWL GAMES (6)

2024	AutoZone Liberty Bowl
2023	Radiance Technologies Independence Bowl
2022	TaxAct Texas Bowl
2021	Allstate Sugar Bowl*
2019	Allstate Sugar Bowl
2018	Academy Sports + Outdoors Texas Bowl

* bowl came after he already accepted the Texas Tech position.

RECORD vs. OPPONENTS

Opponent	Overall	Home	Away	Neutral
Abilene Christian	1-0	1-0	0-0	0-0
Arizona	1-0	0-0	1-0	0-0
Arizona State	1-0	1-0	0-0	0-0
Arkansas	0-0	0-0	0-0	0-1
Arkansas-Pine Bluff	1-0	1-0	0-0	0-0
Baylor	1-2	0-2	1-0	0-0
BYU	0-1	0-0	0-1	0-0
California	1-0	0-0	0-0	1-0
Cincinnati	1-0	1-0	0-0	0-0
Colorado	0-1	0-1	0-0	0-0
Houston	3-0	2-0	1-0	0-0
Iowa State	2-0	0-0	2-0	0-0
Kansas	2-0	1-0	1-0	0-0
Kansas State	0-2	0-1	0-1	0-0
Kent State	1-0	1-0	0-0	0-0
Murray State	1-0	1-0	0-0	0-0
N.C. State	0-1	0-0	0-1	0-0
North Texas	1-0	1-0	0-0	0-0
Oklahoma	1-0	1-0	0-0	0-0
Oklahoma State	1-1	0-0	1-1	0-0
Ole Miss	1-0	0-0	0-0	1-0
Oregon	0-1	0-1	0-0	0-0
Oregon State	1-0	1-0	0-0	0-0
Tarleton State	1-0	1-0	0-0	0-0
TCU	1-2	1-0	0-2	0-0
Texas	1-1	1-0	0-1	0-0
UCF	1-0	1-0	0-0	0-0
Utah	1-0	0-0	1-0	0-0
Washington State	0-1	0-0	0-1	0-0
West Virginia	2-1	2-0	0-1	0-0
Wyoming	0-1	0-0	0-1	0-0

RECORD vs. CONFERENCES

Conference	Overall	Home	Away	Neutral
American	2-0	2-0	0-0	0-0
ACC	0-1	0-0	0-1	0-0
Big Ten	0-0	0-0	0-0	0-0
Big 12	18-11	10-4	8-7	0-0
Conference USA	0-0	0-0	0-0	0-0
FBS Independents	0-0	0-0	0-0	0-0
Mid-American	1-0	1-0	0-0	0-0
Mountain West	0-1	0-0	0-1	0-0
Pac-12	2-2	1-1	0-1	1-0
SEC	1-1	0-0	0-0	1-1
Sun Belt	0-0	0-0	0-0	0-0
FCS Opponents	4-0	4-0	0-0	0-0



HEAD COACH JOEY MCGUIRE

THE HALL OF FAMER

- There likely isn't a power conference football program in the state of Texas with better ties to its high school coaches than at Texas Tech as McGuire hired six members of his charter coaching staff who have ties to the Texas High School Coaches Association (THSCA). McGuire, himself, is already a legend at the prep level as a member of the THSCA Hall of Honor and the Texas High School Football Hall of Fame.
- McGuire, owner of three state titles as head coach of Cedar Hill High School in the Dallas-Fort Worth metroplex, was inducted into the THSCA Hall of Honor (THSCA) in 2020 and then the Texas High School Football Hall of Fame in 2022 in the months after accepting the Texas Tech position. McGuire is still an avid speaker at the annual THSCA Convention and regularly hosts clinics for high school coaches each year.

NOT THE ONLY COACH IN THE FAMILY

- Texas Tech will have a second member of the McGuire family on its sidelines this season with Garret McGuire joining the staff as running backs coach. The younger McGuire previously played under his father at quarterback at Cedar Hill High School before enjoying four years as a backup quarterback at Baylor. He joined the coaching profession immediately after, serving as an offensive assistant with the NFL's Carolina Panthers (2021-22) and then as the wide receivers coach for Nebraska the past two seasons (2023-24).
- Garret isn't the only McGuire building an impressive career, either, as Raegan McGuire is a fashion designer for AMUR in New York City. Her designs have been worn by several high-profile figures, including Natalie Biden, the granddaughter of President Joe Biden, as well as Taylor Swift during her spring 2023 Eras Tour.

AN NFL FRONT OFFICE

- Under McGuire, Texas Tech's personnel department resembles an NFL front office, a first-in-its-kind approach in the world of college football. Texas Tech's personnel department is overseen by James Blanchard, who began the rise of the general manager role in college football soon after joining McGuire in Lubbock as his first hire after accepting the Texas Tech position.
- Few, if any, general managers across college football have the autonomy Blanchard enjoys under McGuire. Blanchard and his staff are responsible for identifying every prospect Texas Tech ultimately offers a scholarship opportunity, allowing McGuire and his coaching staff to prioritize player development and opponent scouting, especially during the season.
- The setup has helped Texas Tech land several of the nation's top recruits, especially in the lucrative footprint of the state of Texas. The Red Raiders began McGuire's tenure with a 2023 class that ranked as high as No. 23 by Rivals, its highest recruiting record in more than a decade. Texas Tech followed with another highly-rated class in 2024, which led the Big 12 and again ranked as high as No. 23 overall nationally.
- For McGuire, the Red Raiders have consistently prioritized recruiting the top high school talent in Texas, leaning into his staff's ties to the high school coaches throughout the state. Texas Tech has complemented that approach with several additions via the transfer portal where McGuire and his staff have delivered successful results via the likes of All-Big 12 selections like linebacker Jacob Rodriguez, wide receiver Josh Kelly, tight end Jalin Conyers and defensive back C.J. Baskerville, among others. Texas Tech landed On3's top transfer portal class this offseason as McGuire and his staff landed 21 newcomers to an already talented roster.



THE BRAND

The core tenant under McGuire revolves around The Brand, which stands for his desire that the Red Raiders be the "toughest, hardest-working, most-competitive team in the country." On his final interview for the Texas Tech position, McGuire described his vision for the Red Raider program using The Brand, which President Lawrence Schovanec said "describes West Texas."



WHAT'S NEXT!

Step into any Texas Tech practice and the phrase "What's Next" is one you'll hear early and often. No matter if something good or bad happens on the field, McGuire and his staff stress a "What's Next!" mentality, emphasizing that the focus should be on the next play or rep. And for reference, the phrase is always a statement, never a question, as evidenced by its exclamation point at its end.



TAKE THREE UNIVERSITY

McGuire, a defensive coach at heart, heavily utilizes the phrase "Take Three" as a program. The phrase has transformed into a rallying cry from the defense with in-house video production signaling "one," "two" or "three" each time the Red Raiders create a takeaway. McGuire, prior to each game, regularly wears a t-shirt designed for the defense that says "Take Three University."





THE UNOFFICIAL HOME OF THE THSCA

Since his hire as Texas Tech's head coach, Joey McGuire has made it a point to brand the Red Raiders the "unofficial home of the Texas High School Coaches Association." Already a Hall of Famer, himself, McGuire has hired a staff filled with experience at both the collegiate and high school levels, with five assistant coaches who have previous ties to the THSCA as well as a slew of support staff members.

That list includes associate head coach and special teams coordinator Kenny Perry (Bowie, Halton City and Sam Houston H.S.), offensive coordinator Mack Leftwich (Kirkland H.S.), offensive run game coordinator Josh Cochran (Lindale H.S.), offensive passing game coordinator Justin "Juice" Johnson (Plano West and Berkner H.S.) and defensive line coach Zarnell Fitch (Lincoln H.S.). Five support staff members also have THSCA experience in assistant defensive backs coach Jah'Shawn Johnson (Ennis H.S.), assistant linebackers coach Taylor Young (Richardson H.S.), Director of Player Personnel Brian Nance (Temple H.S.), Director of Player Development Dave Martin (Cedar Hill) and assistant strength coach Brandon Stevenson (Midland Christian and Lake County Christian H.S.).

Texas Tech defensive coordinator Shiel Wood and senior defensive analyst Jack Teachey, meanwhile, both have experience at the high school level on the East Coast.

SUCCESS IN BIG 12 PLAY

- Texas Tech has ranked among the most-consistent Big 12 programs during Joey McGuire's three-plus seasons as head coach, winning 18 conference games in that span. In fact, the Red Raiders are joined by Kansas State as the only two Big 12 programs to boast an above-.500 conference record in each of the past three seasons, regardless of league affiliation.
- McGuire has returned the Red Raiders to being one of the Big 12's most competitive teams as Texas Tech was 5-4 in each of his first two seasons and then 6-3 in 2024. Prior to his debut 2022 season, Texas Tech had not recorded a winning conference record since 2009 as the Red Raiders were a combined 36-71 (.336) in the 12 years before McGuire's arrival with no seasons of at least a .500 record.
- Prior to his arrival, Texas Tech had finished with at least five conference wins in three straight years only once in its history from 1995-97 while transitioning from the Southwest Conference to the Big 12. That stretch coincided with a seven-year period with a winning conference record from 1991-97.
- Dating back to Texas Tech's acceptance into the Southwest Conference in 1960, McGuire is one of only two head coaches in history to win 18 or more league games in his first 29 games, joining the likes of Jim Carlen. Carlen was also 18-11 at the same point in his tenure, which spanned the 1970-74 seasons. Steve Sloan also had a strong league record early in his tenure, finishing 15-8 overall in Southwest Conference play during his three seasons from 1975-77.

TECH HEAD COACHES OVER FIRST 29 LEAGUE GAMES

Name	Years	Record
Jim Carlen	1970-73	18-11
Joey McGuire	2022-present	18-11
Steve Sloan	1975-77	15-8*

* resigned with only 23 conference games in his tenure.

BIG 12 LEADERS FOR CONFERENCE WINS SINCE 2022

Team	Wins
Kansas State	19
TCU	19
Texas Tech	18
Iowa State	17
Utah*	15
West Virginia	14
Baylor	14
Kansas	14
Arizona*	13

* wins include totals from tenure in Pac-12 Conference.

ONE OF THE QUICKEST TO 28 WINS

- Joey McGuire improved to a 28-16 record as head coach of the Red Raiders at Houston, which ranks among the best starts to a tenure in school history. Below is a breakdown of head coaching records through 44 games at Texas Tech.

HEAD COACHING RECORDS THROUGH 44 CAREER GAMES

Name	Record (44)	Game No. 45 Result
E.Y. Freeland*	21-10-6*	--
Grady Higgenbotham*	1-7-2*	--
Pete Cawthon	30-14	W, vs. Texas Mines
Dell Morgan	22-21-1	L, at Texas
DeWitt Weaver	28-14-2	W, at Texas
JT King	18-25-1	W, vs. TCU
Jim Carlen	28-16	W, vs. Baylor
Steve Sloan*	23-12*	--
Rex Dockery	15-16-2*	--
Jerry Moore	12-30-2	W, vs. New Mexico
David McWilliams*	7-4*	--
Spike Dykes	23-20-1	W, vs. SMU
Mike Leach	27-17	W, vs. Iowa State
Tommy Tuberville*	20-17*	--
Kliff Kingsbury	22-22	L, vs. No. 16 Oklahoma
Matt Wells*	13-17*	--
Joey McGuire	28-16	--

* designates head coaches who did not reach 44 games.

* indicates final record as Texas Tech's head coach

NEWS & NOTES ON MCGUIRE...

- McGuire is only the second head coach in program history to lead the Red Raiders to bowl games in each of his first three seasons, joining the late Mike Leach, who pushed Texas Tech to a bowl game in each of his 10 seasons.
- Texas Tech has hit the 40-point mark 15 times during McGuire's tenure as the Red Raiders are a perfect 15-0 in those games during his three-plus seasons.
- There is defense in West Texas as Texas Tech is 19-1 overall under McGuire when holding opponents to 25 or fewer points. Texas Tech has limited its opponents to 25 or fewer points 12 times during Big 12 play under McGuire and has done so in each of its two bowl victories.
- Texas Tech recorded six Big 12 wins during the 2024 season, marking the third time the Red Raiders have done so since joining the league in 1996. McGuire joins Steve Sloan as the only head coaches to win six conference games within their first three seasons in school history after Sloan pushed Texas Tech to a 7-1 mark in SWC play in 1976.

RECORD BREAKDOWN

	2025	Big 12	McGuire
Overall	5-0	2-0	28-16
at Jones AT&T Stadium	3-0	0-0	18-5
in Away Games	2-0	2-0	8-10
in Neutral Site Games	0-0	0-0	2-1
Day Games	3-0	1-0	14-7
Night Games (6 p.m. start or later)	2-0	1-0	14-9
vs. Top 25 teams	1-0	1-0	5-7
vs. Top 10 teams	0-0	0-0	1-3
vs. Unranked Teams	4-0	1-0	23-9
Scoring first	5-0	2-0	23-5
Opponents score first	0-0	0-0	5-11
Leading at halftime	5-0	2-0	23-4
Trailing at halftime	0-0	0-0	3-12
Tied at halftime	0-0	0-0	2-0
Leading after third quarter	5-0	2-0	27-3
Trailing after third quarter	0-0	0-0	1-11
Tied after third quarter	0-0	0-0	0-2
Overtime games	0-0	0-0	4-1

Scoring less than 20 points	0-0	0-0	2-6
Scoring 20-29 points	0-0	0-0	3-5
Scoring 30-39 points	2-0	2-0	8-5
Scoring 40-49 points	1-0	0-0	7-0
Scoring 50+ points	2-0	0-0	8-0

Allowing less than 20 points	5-0	2-0	13-0
Allowing 20-29 points	0-0	0-0	9-3
Allowing 30-39 points	0-0	0-0	2-8
Allowing 40+ points	0-0	0-0	4-5

Rushing for less than 100 yards	0-0	0-0	0-2
Rushing for 100-199 yards	2-0	1-0	17-13
Rushing for 200+ yards	3-0	1-0	11-1
Passing for less than 300 yards	0-0	0-0	14-11
Passing for 300-399 yards	4-0	2-0	10-5
Passing for 400+ yards	1-0	0-0	4-0

Less than 300 yards of total offense	0-0	0-0	1-1
Totaling 300-399 yards of offense	0-0	0-0	6-6
Totaling 400-499 yards of offense	1-0	1-0	9-8
Totaling 500-599 yards of offense	2-0	1-0	9-1
Totaling 600+ yards offense	2-0	0-0	3-0

Allowing less than 100 yards rushing	3-0	0-0	10-1
Allowing 100-199 yards rushing	2-0	2-0	14-7
Allowing 200+ yds rushing	0-0	0-0	4-8
Allowing less than 200 yards passing	4-0	2-0	6-8
Allowing 200-299 yards passing	1-0	0-0	13-5
Allowing 300-399 yards passing	0-0	0-0	6-3
Allowing 400+ yards passing	0-0	0-0	3-0

Allowing less than 300 yards offense	5-0	2-0	7-3
Allowing 300-399 yards offense	0-0	0-0	7-2
Allowing 400-499 yards of offense	0-0	0-0	8-8
Allowing 500+ yards of offense	0-0	0-0	6-3

Leading turnover margin	4-0	2-0	18-3
Trailing turnover margin	0-0	0-0	5-13
Tied in turnover margin	1-0	0-0	5-0

Having 0 takeaways	0-0	0-0	3-7
Having 1 takeaway	1-0	0-0	7-6
Having 2 takeaways	2-0	0-0	9-2
Having 3 or more takeaways	2-0	2-0	9-1

Having 0 turnovers	1-0	0-0	8-1
Having 1 turnover	2-0	1-0	11-3
Having 2 turnovers	2-0	1-0	7-3
Having 3 or more turnovers	0-0	0-0	2-9

Leading in time of possession	4-0	2-0	17-7
When trailing in time of possession	1-0	0-0	11-9

TEXAS TECH QUICK FACTS

TEXAS TECH UNIVERSITY

Location	Lubbock, Texas
Founded	1923
Enrollment	42,272
Chancellor	Dr. Tedd Mitchell
President	Dr. Lawrence Schovanec
Director of Athletics	Kirby Hocutt
Faculty Athletics Representative	Brian Shannon
NCAA Affiliation	Divison I
Athletics Conference	Big 12 (Charter Member)
Nickname	Red Raiders
Official Mascot	Masked Rider (horse and rider)
Unofficial Mascot	Raider Red (cartoon figure)
Colors	Scarlet (PMS 485c) & Black (Process Black)
Band	Goin' Band From Raiderland (400 members)

TEAM HISTORY

First Year of Football	1925
Conference Championships	11
Bowl Appearances/Record	42 (17-24-1)
8+ win seasons (most recent)	28 (2024, 8-5)
9+ win seasons (most recent)	14 (2009, 9-4)
10+ win seasons (most recent)	6 (2008, 11-2)
Most wins in single season	11 (1953, 1973, 2008)

STADIUM INFORMATION

Stadium (Capacity)	Jones AT&T Stadium (60,229)
Stadium Luxury Suites	102
Stadium Club Seats	1,644
Stadium Surface	Hellas Matrix Helix (installed 2023)

TEAM CAREER MILESTONES

Below is a listing of Red Raiders approaching various career statistical milestones entering this weekend.

NAME	MILESTONE	CURRENT TOTAL
Roy Alexander	2,500 career receiving yards	2,453
David Bailey	30.0 career tackles for loss	29.0
David Bailey	25.0 career sacks	20.0
David Bailey	10 career forced fumbles	8
Dontae Balfour	30 career pass breakups	25
Terrance Carter Jr.	100 career receptions	96
Caleb Douglas	2,000 career receiving yards	1,525
Caleb Douglas	100 career receptions	99
Caleb Douglas	15 career touchdown receptions	10
Coy Eakin	1,500 career receiving yards	1,409
Coy Eakin	150 career receptions	109
Coy Eakin	20 career touchdown receptions	12
Skyler Gill-Howard	100 career tackles	91
Romello Height	20.0 career tackles for loss	18.0
Romello Height	10.0 career sacks	9.0
Anthony Holmes Jr.	20.0 career tackles for loss	16.5
Lee Hunter	25.0 career tackles for loss	22.5
A.J. McCarty	10 career tackles for loss	8.5
Behren Morton	70 career touchdown passes	61
Behren Morton	8,000 career passing yards	7,619
Ben Roberts	250 career tackles	216
Jacob Rodriguez	250 career tackles	222
Jacob Rodriguez	20.0 career tackles for loss	18.5
Reggie Virgil	1,500 career receiving yards	1,130
Cole Wisniewski	10 career interceptions	8
Cole Wisniewski	250 career tackles	218

JACOB RODRIGUEZ, THE TAKEAWAY KING

Jacob Rodriguez has established himself as one of the nation's top linebackers the past two seasons, not only for his tackling ability for his ability to create turnovers for the Red Raider defense. Rodriguez, the Big 12 Preseason Defensive Player of the Year, was among the top tacklers in college football last season and ranks among the best in creating takeaways, especially at opportune times. Over his career, Rodriguez has had his hand in 14 takeaways, including three already in Big 12 play this season. The Red Raiders are 9-1 in games that he creates a takeaway with the one loss coming in the 2023 season opener where he departed with a significant injury on the same play he forced and recovered a fumble.

JACOB RODRIGUEZ CAREER TAKEAWAYS

Game (Year)	Play	Score	Time	Result
West Virginia (2022)	Forced Fumble	31-10	3rd, 2:00	W, 48-10
Wyoming (2023)*	Forced Fumble/Rec.	14-0	1st, 5:12	L, 33-35
Cal (2023)	Forced Fumble	31-14	4th, 9:47	W, 34-14
Cal (2023)	Interception	31-14	4th, 8:14	W, 34-14
Abi. Christian (2024)	Forced Fumble	7-0	1st, 8:42	W, 52-51
Cincinnati (2024)	Fumble Recovery	24-24	3rd, 14:19	W, 44-41
Arizona (2024)	PBU to Interception	7-3	2nd, 2:51	W, 28-22
Arizona (2024)	Forced Fumble	21-19	4th, 2:12	W, 28-22
Iowa State (2024)	Forced Fumble	10-13	3rd, 9:02	W, 23-22
Oklahoma St. (2024)	Fumble Recovery	49-42	4th, 4:45	W, 56-48
Oklahoma St. (2024)	Interception	56-48	4th, 0:07	W, 56-48
Utah (2025)	Forced Fumble	7-0	1st, 1:07	W, 34-10
Utah (2025)	Interception	27-10	4th, 2:33	W, 34-10
Houston (2025)	Interception	15-3	2nd, 13:01	W, 35-11

* departed the game with an injury immediately following the takeaway

DEFENSIVE NOTEBOOK

RODRIGUEZ NOT ALONE IN TAKEAWAYS

- For as good as Jacob Rodriguez has been in creating takeaways throughout his career, he's not alone on the Red Raider roster. Between not only Rodriguez but also fellow inside linebacker Ben Roberts and outside linebacker David Bailey, Texas Tech has three of the Big 12's active leaders in career forced fumbles as the trio has combined for 22 entering this weekend. Texas Tech is the only school in the FBS boasting three players with six or more career forced fumbles.
- Rodriguez and Bailey rank tied for third among active FBS players with eight career forced fumbles, trailing only Buffalo's Red Murdock with 15 and Toledo's Emmanuel McNeil-Warren with nine overall. Rodriguez forced his eighth forced fumble and second of the season at Utah before adding an interception to help seal the victory late in the fourth quarter.
- Bailey, meanwhile, ranks tied for fourth among active FBS players with seven career forced fumbles, while Roberts, who also knocked a fumble loose at Utah, is a spot back in a tie for 12th with six over his career. Bailey recorded his eighth career forced fumble at Houston, sacking quarterback Conner Weigman in the process to force a punt near midfield.
- Texas Tech joins Illinois and Clemson as the only FBS schools with multiple players with six or more career forced fumbles, while the Red Raiders are the only FBS program to boast three different players at that mark.

NCAA FBS LEADERS IN CAREER FORCED FUMBLES

Name (School)	FF
1. Red Murdock (Buffalo)	15
2. Emmanuel McNeil-Warren (Toledo)	9
3. Jacob Rodriguez (Texas Tech)	8
David Bailey (Texas Tech)	8
Key Lawrence (UCLA)	8
6. Fred Perry (West Virginia)	7
Five Others	7
12. Ben Roberts (Texas Tech)	6
Several others	6



THE NATION'S TOP LINEBACKER

- Joey McGuire often refers to Jacob Rodriguez as the "quarterback of the defense." It's a fitting description for Rodriguez, who was a standout high school quarterback at Wichita Falls Rider High School and later signed with Virginia to play offense. Rodriguez has adapted that quarterback mentality into becoming the nation's top inside linebacker, both in his ability to stop the run and also assist in coverage.
- Rodriguez enters this week as the highest-graded inside linebacker with at least 150 snaps by Pro Football Focus as he's grading out at 92.3 overall through the first five games of the season. That grade ranks second nationally among players of all positions, trailing only Miami's Rueben Bain Jr. (95.9). Rodriguez leads the country (all positions) with a 94.7 grade in rush defense, while his 90.3 grade in coverage ranks third among linebackers and seventh overall.

HIGHEST-GRADED INSIDE LINEBACKERS PER PFF

Name (School)	Def. Grade
1. Jacob Rodriguez (Texas Tech)	92.3
2. Mac Harris (South Florida)	90.8
3. Ethan Wesloski (North Texas)	90.3
4. Red Murdock (Buffalo)	88.3
5. Daniel Wingate (Maryland)	87.8
6. Sifa Leota (Louisiana Tech)	86.4
7. Isaiah Glasker (BYU)	86.3

Minimum of 150 defensive snaps to qualify.

NOT THE ONLY "TOUGH" RODRIGUEZ

- Jacob Rodriguez considers himself a tough guy. It makes sense knowing he's one of the few players in America who could go from a college quarterback to an All-Big 12 linebacker in only a matter of years. Rodriguez will tell you he's not the toughest member of his family, though. That honor belongs to his wife, Emma, who is an active-duty helicopter pilot in the U.S. Army. The couple was married in July 2023 in a surprise ceremony (to some) in Houston, beginning a great journey in different parts of the country with Jacob in Lubbock and Emma at Fort Riley in Junction City, Kan.



"TAKE THREE DEFENSE" AMONG NATION'S BEST

■ "Take three" has long been the mantra of Joey McGuire, dating back to his days leading Cedar Hill High School in the Dallas-Fort Worth metroplex. The phrase describes Texas Tech's continual goal to force at least three takeaways per game, which McGuire credits as greatly increasing his team's chances to walk away with a victory.

■ The Red Raiders have reached the "take three" mark in each of the past two games to open Big 12 play as Texas Tech created four takeaways at Utah before following with three this past weekend at Utah. Texas Tech is riding a four-game streak with multiple forced turnovers as the Red Raiders rank tied for third nationally with 12 takeaways this season, which trails only UNLV and Louisiana Tech nationally. Texas Tech is one of six schools nationally with 12 or more turnovers gained this season and the lone Big 12 member to do so.

NATIONAL LEADERS FOR TURNOVERS GAINED

School	Takeaways
1. UNLV	13
Louisiana Tech	13
2. Texas Tech	12
Duke	12
Memphis	12
SMU	12
7. Arizona	11
Six Others	11

BIG IMPROVEMENTS IN THE RUN GAME

■ Texas Tech enters this weekend ranked third in the FBS for rushing defense as the Red Raiders have given up only 65.6 yards per game this season on the ground. That is a steady improvement from a year ago, when Texas Tech surrendered 152.1 rushing yards per game. The Red Raiders are the Big 12 leader in rush defense entering this weekend, as Texas Tech trails only Missouri (62.4 yards per game) and Pittsburgh (64.6) nationally.

■ Both of Texas Tech's first two Big 12 opponents in Utah and Houston, entered their matchup with the Red Raiders averaging at least 170.0 rushing yards per game before barely reaching the century mark. Utah, which currently ranks ninth in the FBS with 242.6 rushing yards per game, was limited to only 101 yards on the ground, while Houston managed only 103 this past weekend. Of the total versus Utah, 28 yards came on its final drive after the Red Raiders had already put the game away with a 34-10 lead.

■ Texas Tech kicked off the season allowing only 53 rushing yards to Arkansas-Pine Bluff, 63 to Kent State and then only eight yards in the win over Oregon State. The performance against the Beavers marked the fewest rushing yards surrendered by the Red Raiders since Texas Tech gave up only nine yards on the ground versus Fresno State early in the 1998 season.

■ The Texas Tech record for rushing defense average was set in 1964 when the Red Raiders gave up 115.6 yards per game. Texas Tech's best rush defense during the Big 12 era came in 1998 when the Red Raiders allowed only 118.9 yards per game.

NATIONAL LEADERS FOR RUSHING DEFENSE

School	YPG
1. Missouri	62.4
2. Pittsburgh	64.6
3. Texas Tech	65.6
4. Iowa	69.4
5. Oklahoma	74.6
6. Wisconsin	75.0

GETTING TO THE QUARTERBACK

■ One of Texas Tech's biggest weaknesses defensively a year ago was its ability to get to the quarterback. The Red Raiders have already proven to be much-improved in that area with the addition of not only David Bailey but also fellow outside linebacker Romello Height and defensive tackles Lee Hunter, A.J. Holmes Jr., and Skyler Gill-Howard. Texas Tech enters this weekend ranked as the top-ranked defense by Pro Football Focus with a 94.9 overall grade and the third-best pass rushing unit (90.4).

■ The edge-rushing duo of Bailey and Height has more than paid dividends for the Red Raiders thus far, as they have combined for 8.0 sacks and 51 pressures through five games alone. Height has ranked among the top edge rushers in college football thus far, as his 91.4 overall grade is fourth among his position group players with at least 150 snaps.

■ All five of Texas Tech's transfer additions arrived with at least 40 career pressures, according to Pro Football Focus, giving Texas Tech nine players on its roster with at least 20 in their career when you incorporate returners such as Jacob Rodriguez, Ben Roberts, Charles Esters III and E'Maurion Banks.

TEXAS TECH CAREER PRESSURES (PER PFF)

Name	2025	Career
1. David Bailey	31	122
2. Romello Height	20	89
3. Lee Hunter	7	62
4. A.J. Holmes Jr.	8	60
5. Skyler Gill-Howard	11	53
6. Jacob Rodriguez	2	35
7. Ben Roberts	2	32
8. Charles Esters III	1	22
9. E'Maurion Banks	0	20

A FIRST-ROUND TALENT

■ Texas Tech made splash after splash across college football this offseason with the signing of the top transfer portal class in the country. The loudest splash, however, came in early April with the signing of outside linebacker David Bailey, who committed to join the Red Raiders after three seasons at Stanford.

■ Bailey is the highest-rated returning edge player in college football after he received a 90.9 overall grade by Pro Football Focus for the 2024 season. He's continued that trend as a Red Raider with a 90.4 overall grade through five games that ranks 11th nationally and fifth among power-conference players. Bailey currently leads the FBS with 31 total pressures, according to Pro Football Focus, with 11 of those coming last weekend against Houston, earning him the publication's National Defensive Player of the Week honors.

■ Bailey leads the Red Raiders with 5.5 sacks already this season, as he has found the quarterback at least once in all five games this season. Bailey currently ranks seventh in the FBS for sacks and fourth among power-conference players, trailing only Texas A&M's Cashius Howell (7.0), Utah's John Henry Daley (6.5) and Duke's Vincent Anthony Jr. (6.5).

■ Bailey had a pair of sacks in the win at Houston with his final one marking the 20th of his collegiate career. He is the lone Big 12 player and one of only seven players nationally with at least 20.0 career sacks.

■ Bailey, himself, is projected to be a potential first-round pick as ESPN's Jordan Reid forecasted him to go No. 28 overall in his May mock draft. Texas Tech has sent two outside linebackers to the league already under Joey McGuire and outside linebackers coach C.J. Ah You, as Tyree Wilson was picked No. 7 overall in 2023, while Myles Cole was selected in the seventh round a year later.

NUMBERS TO KNOW

3

Texas Tech ranks second in the FBS with three blocked kicks - all via punts - so far this season as the Red Raiders have 12 in total under head coach Joey McGuire.

3

Texas Tech is one of only three programs to rank in the top 10 nationally for scoring offense, scoring defense, total offense and total defense, joining Indiana and Oregon.

4

Texas Tech allowed only four first downs to Houston in the second half as the Red Raiders shut out an opponent over final 30 minutes for first time since defeating the Cougars in 2023.

4

Texas Tech had just over 4 million viewers for its Big 12 opener at Utah, marking one of the largest television numbers for the 11 a.m. Big Noon Kickoff window this season.

5

Texas Tech has five players with at least 200 receiving yards so far this season, which is tied for the FBS high alongside fellow Big 12 member Baylor.

9

Texas Tech is one of nine FBS to have allowed single-digit trips to the red zone this season as the nine appearances by opponents also ranks second in the Big 12.

14

Texas Tech has surrendered only 14 points the first three quarters of games this season as the Red Raiders are an impressive plus-178 against opponents during that span.

16

Texas Tech enters this weekend ranked 15th in the FBS for net punting at 44.1 yards per attempt, thanks to Jack Burgess, who has downed eight of his 12 punts inside the 20.

39

Texas Tech enters this weekend ranked tied for the FBS lead with 39 offensive plays from scrimmage that have gone for 20 or more yards, including 28 through the air.

65.6

Texas Tech is giving up only 65.6 rushing yards per game so far this season, which ranks third in the FBS behind only Missouri and Pittsburgh entering this weekend.

91.4

Romello Height ranks fifth among all FBS defensive players with at least 100 snaps this season with a 91.2 overall grade by Pro Football Focus entering this weekend.

112

Pro Football Focus has credited Texas Tech with 112 total pressures created through the first five games with 51 of those coming from David Bailey and Romello Height combined.

187

Texas Tech has outscored opponents by 187 points this season as the Red Raiders rank second the FBS with an average win margin of 37.4 points per game.

243

Texas Tech ranks second in the FBS for scoring offense with 243 points this season (48.6 per game), which marks its fifth-highest total through five games in history.

OPTA STATS WEEK 7 CFB REPORT

FBS, Most Passing Plays of 20+ Yards - 2025

1. Darian Mensah, Duke	29
Sawyer Robertson, Baylor	29
3. Jaron-Keawe Sagapolutele, Cal	27
4. Maverick McIvor, Western Ky	26
5. Steve Angeli, Syr	25
CJ Bailey, NCSU	25
Jalon Daniels, KU	25
Jayden Maiava, USC	25
9. CJ Carr, ND	24
Logan Fife, NMSt	24
Taylen Green, ARK	24
Behren Morton, TTU	24

FBS, Most Offensive Plays of 20+ Yards - 2025

1. Duke	39
Texas Tech	39
3. Ole Miss	38
4. Arkansas	37
Oregon	37
6. Connecticut	36
Notre Dame	36
USC	36
9. Boise State	35
Western Kentucky	35

FBS, Most Passing Plays of 20+ Yards - 2025

1. Ole Miss	31
2. Syracuse	30
Western Kentucky	30
4. Baylor	29
Duke	29
6. Texas Tech	28
7. California	27
Notre Dame	27
9. Arkansas	26
Kansas	26
USC	26

FBS, Fewest Rushing Plays Allowed of 10+ Yards - 2025

1. Toledo	4
2. Georgia	7
3. Appalachian State	9
Missouri	9
Wisconsin	9
6. BYU	10
Iowa	10
James Madison	10
Oregon	10
Texas	10
Texas Tech	10

Big 12, Fewest Offensive Plays Allowed of 20+ Yards - 2025

1. Texas Tech	13
BYU	13
3. Arizona	14
Utah	14
5. UCF	15
6. Arizona State	17
Houston	17
8. TCU	21
9. Cincinnati	22
Iowa State	22
11. Baylor	24
12. West Virginia	25
13. Kansas	26
14. Colorado	27
15. Kansas State	29
Oklahoma State	29

WOOD EXPERIENCED IN TURNING AROUND DEFENSES

■ Shiel Wood is in his first season as Texas Tech's defensive coordinator and inside linebackers coach, bringing a reputation of immediately improving defenses from stops at Army (2021), Troy (2022), Tulane (2023) and Houston (2024).

■ Wood's defenses have ranked inside the top 35 for total defense in all four seasons since he was first named co-defensive coordinator at Army in 2021. In addition, opposing offenses have averaged less than 23.0 points per game against Wood's defenses since his promotion to play-caller at Army in 2021. Texas Tech, meanwhile, has not allowed less than 25.0 points per game since 2009.

■ Wood has built a reputation for immediately improving defenses, particularly through turnovers. Both his defenses at Troy and Tulane ranked in the top 10 nationally for takeaways as his defenses are averaging 22.3 takeaways per season over the past four years. His defenses have increased their takeaway total from the previous year in each of his last three stops as a defensive coordinator. Texas Tech is more than halfway to that average through five games as the Red Raiders are third nationally with 12 takeaways already this season.

■ Wood has certainly impressed early in his tenure at Texas Tech after inheriting a Red Raider defense that surrendered 34.8 points per game a year ago. Texas Tech has already seen immediate returns on his hiring as the Red Raiders enter this weekend ranked in the top-10 nationally for takeaways (3rd), scoring (4th), rushing defense (4th) and total defense (9th).

ROBERTS OFF TO GREAT START

■ Ben Roberts heads into this weekend with 216 tackles already in his career and is yet still a junior. Roberts has a long way to reach the Texas Tech career list, but the successful start has put the thought in reach over the next two seasons as he is more than halfway to reaching Ryan Aycock for 10th all-time in program history. Aycock, a member of this year's Texas Tech Hall of Fame class, compiled 338 tackles as a Red Raider safety from 2000-03.


■ Roberts recorded the most tackles in a season by a Red Raider freshman dating back to 1980, two years ago, after totaling 107 stops as only a redshirt freshman. Roberts, who followed with 83 tackles as a sophomore in 2024, joined Donald Harris as the only other Texas Tech freshman to reach the 100-tackle mark after finishing with 104 stops in 1987. He also joined current Miami Dolphins linebacker Jordyn Brooks (2016) as the only Red Raider freshman to lead the team in tackles since 1996.

■ Roberts compiled 190 tackles over the 2023-24 seasons, which ranked third among Big 12 players over that span. Roberts was one of two underclassmen to record at least 190 tackles the past two seasons, joining Dillon Thieneman who combined for 210 stops at Purdue. He is one of seven players to return this season after combining for 190 tackles or more the past two seasons.

■ Roberts made his 30th career start at Houston as he led the team with six stops to go along with a fumble recovery. He is currently third on the team with 26 tackles this season and shares the team high with three pass breakups.

DON'T FORGET THE SECONDARY

■ Texas Tech's rise as one of the nation's top defenses has garnered much well-deserved praise for its front seven. The play of its secondary has gone somewhat unnoticed despite the Red Raiders dramatically improving a unit that gave up 308.1 yards per game through the air a year ago, cutting that average to 178.8 yards a contest entering this week. The Red Raiders currently rank 28th in the FBS for passing yards allowed per game and fifth in the Big 12.



POINTS PER GAME IMPROVEMENTS

SCHOOL (YEAR)	YEAR PRIOR	WITH WOOD
Troy (2022)	26.1 (64)	17.1 (8)
Tulane (2023)	22.2 (32)	20.5 (23)
Houston (2024)	31.5 (105)	22.9 (40)
Texas Tech (2025)	34.8 (121)	11.2 (4)

TOTAL TAKEAWAYS IMPROVEMENTS

SCHOOL (YEAR)	YEAR PRIOR	WITH WOOD
Troy (2022)	24 (15)	27 (8)
Tulane (2023)	20 (T-44)	27 (3)
Houston (2024)	14 (103)	19 (54)
Texas Tech (2025)	22 (27)	12 (T-3rd)

National ranking designated in parenthesis

■ The Red Raiders have combined for eight interceptions this season, which leads the Big 12 and ranks tied for seventh nationally. Brice Pollock has contributed three of those as he picked off Oregon State twice before adding another one a week later at Utah. Pollock shares the Big 12 lead for interceptions so far this season and ranks tied for fourth nationally.

STRENGTH IN THE MIDDLE

■ The middle of Texas Tech's defensive line received a significant boost with the signing of Lee Hunter, Skyler Gill-Howard and A.J. Holmes Jr. this offseason. That trio alone has combined for 317 tackles, including 53.5 for a loss and 17.5 sacks, forming one of the top interior defensive line units, possibly in college football.

■ Texas Tech's front is as impressive as the Red Raiders have boasted in recent years, with PFF's Max Chadwick ranking the defensive line third nationally entering the 2025 season behind only Clemson and Alabama. The trio of Red Raider newcomers has backed up that preseason ranking with their performance on the field with all three ranking among the top-20 interior defensive linemen in the country thus far by PFF.

■ Hunter leads the group with an 85.6 grade through five games, which ranks fifth among interior defensive linemen with at least 100 snaps as he's recorded 13 tackles, including one for a loss. Gill-Howard follows shortly behind in eighth with an 84.4 grade, thanks to 13 tackles of his own to go along with 2.5 tackles for loss and a 55-yard interception for a touchdown. Holmes Jr. is 18th nationally with an 81.5 grade as he's recorded 17 tackles, including 2.0 for a loss.

■ Hunter was a two-time All-Big 12 selection during his time at UCF after earning honorable mention accolades in 2023 and then second team honors in 2024. Gill-Howard ranked 11th by PFF among defensive tackles nationally a year ago after receiving an 83.8 overall grade. He was the publication's highest graded defensive tackle to enter the transfer portal this offseason.





MORTON PRIMED FOR STRONG SENIOR YEAR

There's been a misconception this offseason that Behren Morton isn't among the top returning quarterbacks in college football. The senior gunslinger, fully healthy for the first time since his redshirt freshman season, is coming off a gritty 2024 campaign where he threw for 3,335 yards and 27 touchdowns to only eight interceptions. In fact, he one of only six quarterbacks nationally to return this season after throwing for at least 3,000 yards and 20 touchdowns a year ago with eight or fewer interceptions.

MORTON AGAINST OTHER TOP QUARTERBACK RETURNERS (2024)

Name	SCHOOL	GP	Yards	TD	INT
Cade Klubnik	Clemson	14	3,639	36	6
Behren Morton	Texas Tech	12	3,335	27	8
Drew Allar	Penn State	16	3,327	24	8
John Mateer*	Oklahoma	12	3,139	29	7
Sawyer Robertson	Baylor	12	3,071	28	8
Maddux Madsen	Boise St.	14	3,018	23	6

* transferred to Oklahoma from Washington State after 2024 season.

MORTON CHASING HISTORY

CAREER PASSING YARDS

Name (Years)	Yards
1. Graham Harrell (2005-08)	15,793
2. Kliff Kingsbury (1999-02)	12,429
3. Patrick Mahomes II (2014-16)	11,252
4. Seth Doege (2009-12)	8,646
5. Robert Hall (1990-93)	7,908
6. Taylor Potts (2007-10)	7,835
7. Behren Morton (2021-pres.)	7,619
8. Zebbie Lethridge (1994-97)	6,789
9. Billy Joe Tolliver (1985-88)	6,756
10. B.J. Symons (2000-03)	6,378

CAREER PASSING TOUCHDOWNS

Name (Years)	TDs
1. Graham Harrell (2005-08)	134
2. Kliff Kingsbury (1999-02)	95
3. Patrick Mahomes II (2014-16)	93
4. Seth Doege (2009-12)	69
5. Taylor Potts (2007-10)	62
6. Behren Morton (2021-pres.)	61
7. B.J. Symons (2000-03)	59
8. Robert Hall (1990-93)	48
9. Davis Webb (2013-15)	46
10. Zebbie Lethridge (1994-97)	42

CAREER PASSING ATTEMPTS LEADERS

Name (Years)	Att.
1. Graham Harrell (2005-08)	2,062
2. Kliff Kingsbury (1999-02)	1,883
3. Patrick Mahomes II (2014-16)	1,349
4. Seth Doege (2009-12)	1,187
5. Taylor Potts (2007-10)	1,106
6. Behren Morton (2021-pres.)	1,071
7. Zebbie Lethridge (1994-97)	1,070
8. Billy Joe Tolliver (1985-88)	1,008
9. Robert Hall (1990-93)	997
10. B.J. Symons (2000-03)	797

CAREER COMPLETION LEADERS

Name (Years)	Att.
1. Graham Harrell (2005-08)	1,403
2. Kliff Kingsbury (1999-02)	1,231
3. Patrick Mahomes II (2014-16)	857
4. Seth Doege (2009-12)	819
5. Taylor Potts (2007-10)	733
6. Behren Morton (2021-pres.)	671
7. B.J. Symons (2000-03)	554
8. Robert Hall (1990-93)	548
9. Zebbie Lethridge (1994-97)	519
10. Billy Joe Tolliver (1985-88)	493

CAREER 300-YARD PASSING GAMES

Name (Years)	Games
1. Graham Harrell (2006-08)	33
...	
7. Sonny Cumbie (2002-04)	10
Davis Webb (2013-15)	10
Robert Hall (1990-93)	10
10. Alan Bowman (2018-20)	9
11. Cody Hodges (2002-05)	8
Nic Shimonek (2015-17)	8
Behren Morton (2021-pres.)	8
14. Jett Duffey (2017-19)	7

OFFENSIVE NOTEBOOK

WINNING IS THE NAME OF THE GAME

- In the second episode of the Texas Tech documentary series "The Brand," Behren Morton details how he wants to be best remembered - a winner. Since the start of the 2023 season, Texas Tech is 18-4 in games Morton starts and does not depart due to injury, which includes a 12-3 mark during Big 12 play.
- During that span, Morton has departed three games due to injury, leaving the Kansas State game in 2023 and the TCU road trip in 2024 at halftime with the Red Raiders locked in a one-possession game. He departed the Big 12 opener at Utah a little just after halftime with the Red Raiders leading 10-3 at the time.
- Texas Tech has won each of its last seven games Morton has started as the Red Raiders closed the 2024 regular season with back-to-back wins over Oklahoma State and West Virginia before opening this year with a 5-0 record. Morton missed Texas Tech's appearance in the AutoZone Liberty Bowl a year ago to begin rehab from offseason surgery. He also did not start in Texas Tech's road trip to BYU in 2023 due to injury.
- Overall, Morton has helped lead the Red Raiders to 20 wins over his 29 career starts, marking the most for a Texas Tech quarterback since Graham Harrell pushed the Red Raiders to a combined 28 victories in his three seasons as a starter from 2006-08. Harrell will be inducted later this season into the Texas Tech Ring of Honor as well as the National Football Foundation College Football Hall of Fame. Kliff Kingsbury also led the Red Raiders to 24 wins as a starter from 1999-02 as he and Harrell represent the two-winningest quarterbacks for Texas Tech in the Big 12 era.
- Morton, who took over as QB1 in the fifth game of the 2023 season, has finished with at least a 60 percent completion percentage in all but three of those 20 wins and was above 70 percent in six different victories against Baylor (73.1), TCU (77.8) and Kansas (76.0) in 2023, versus ACU (71.4) and North Texas (79.0) in 2024 and against UAPB (80.0) in the opener.

MORTON OFF TO A STRONG START

- Behren Morton has combined to throw for 1,410 yards and 12 touchdowns to only three interceptions this season despite playing only one full game to this point. In fact, Morton has combined to play only 12-and-a-half quarters thus far as he departed the season opener versus Arkansas-Pine Bluff midway through the second quarter before leaving at halftime versus Kent State and then after the third quarter against Oregon State. He played all four quarters at Houston, throwing for 345 yards and a touchdown.

- Even with limited time, Morton enters this week among the FBS passing leaders, ranking in the top 15 nationally for yards per pass attempt (7th), passing efficiency (8th), passing yards per completion (9th), passing touchdowns (12th) and passing yards per game (14th). He also ranks in the top 25 in three other categories, leading a Red Raider offense that leads the FBS with 363.8 passing yards per game.

BEHREN MORTON IN THE NCAA, BIG 12 RANKINGS

Category	Value	FBS	Big 12
Yards per Pass Attempt	10.1	7th	1st
Passing Efficiency	177.9	8th	2nd
Passing Yards/Completion	14.5	9th	1st
Passing Touchdowns	12	12th	5th
Passing Yards/Game	282.0	14th	3rd
Total Passing Yards	1,410	22nd	5th
Completion Percentage	.693	23rd	2nd
Total Offense/Game	281.6	25th	5th

NATIONAL LEADERS FOR PASSING YARDS PER GAME

TEAM	GP	Yards	YPG
1. Texas Tech	5	1,819	363.8
2. Baylor	6	2,092	348.7
3. USC	5	1,690	338.0
4. Tennessee	5	1,686	337.2
5. Alabama	5	1,627	325.4
6. Ole Miss	5	1,613	322.6

MORTON IN THE RECORD BOOK

- Morton moved into seventh place all-time on the career passing yards chart with his career-high 486 passing yards versus Oregon State, passing both Zebbie Lethridge (1994-97) and Billy Joe Tolliver (1985-88) in the victory. Morton now has 7,619 passing yards over 38 games as a Red Raider as he now trails Taylor Potts (2007-10) by 216 yards for sixth in program history and Robert Hall (1990-93) by 289 yards for fifth.
- With a strong finish to the season, Morton could end his Red Raider career ranked as high as fourth on Texas Tech's all-time passing chart. Seth Doege currently ranks fourth as he totaled 8,646 passing yards over his career after leading the Red Raider offense from 2009-12. His total is separated by 1,027 yards from Morton to this point.
- Morton has needed little time to find the end zone 12 times through the air this season as he now has 61 scoring tosses over his career. He enters this weekend needing one touchdown pass to tie Potts for fifth and eight to match Doege for fourth place in program history.

THE OFFENSIVE STANDARD

Texas Tech has long been considered the offensive standard since the Red Raiders moved to a passing attack in 2000. In fact, the numbers don't lie when it pertains to the high-octane Red Raider offense. Below is where Texas Tech ranks nationally in several offensive categories since the start of the 2000 season:

TOTAL YARDS

Oklahoma	155,957
Texas Tech	154,083
Oregon	150,839
Boise State	148,664
Clemson	144,657

PASSING YARDS

Texas Tech	114,111
Hawaii	100,776
Washington State	92,997
Oklahoma	92,965
Southern California	90,413

TOTAL TOUCHDOWNS

Oklahoma	1,640
Boise State	1,605
Oregon	1,595
Ohio State	1,486
Texas Tech	1,485

PASSING TOUCHDOWNS

Texas Tech	895
Oklahoma	793
Hawaii	759
Southern California	749
Oregon	710

PASSING COMPLETION PERCENTAGE

Texas Tech	65.6
Boise State	64.3
Southern California	64.2
Oklahoma	64.1
Western Kentucky	63.7

300-YARD PASSING GAMES

Texas Tech	217
Hawaii	164
Washington State	145
Oklahoma	138
Houston	127

GAMES WITH AT LEAST 500 YARDS OF TOTAL OFFENSE

Texas Tech	138
Oklahoma	134
Oregon	126
Houston	100
Boise State	100

GAMES WITH AT LEAST 30 POINTS

Oklahoma	239
Boise State	234
Oregon	232
Alabama	208
Texas Tech	207

EXPERIENCED STARTER

- Heading into the 2025 season, Behren Morton was one of 12 FBS quarterbacks who had made at least one start in three of the last three seasons (2022-2023-2024). Morton made his first career start as a redshirt freshman at Oklahoma State on Oct. 8, 2022, which was one of four starts that season before being sidelined after his fourth consecutive start in a row when he suffered an injury at TCU.
- Morton is one of five quarterbacks nationally who have made starts for the same team over three or more consecutive seasons, joining the likes of Jalon Daniels (Kansas), Nicholas Vattiato (Middle Tennessee), Chubba Purdy (Nevada) and Cade Klubnik (Clemson).

CONSECUTIVE SEASONS WITH AT LEAST ONE START

Name	Seasons
1. Jalon Daniels, Kansas	*5 (24-23-22-21-20)
2. Nicholas Vattiato, Middle Tenn.	*4 (24-23-22-21)
Blake Shapen, Mississippi State	4 (24-23-22-21)
4. Drew Pyne, Bowling Green	3 (24-23-22)
Chandler Morris, Virginia	(24-23-22)
Behren Morton, Texas Tech	*3 (24-23-22)
Chubba Purdy, Nevada	*3 (24-23-22)
Gevani McCoy, Temple	3 (24-23-22)
E.J. Warner, Fresno State	3 (24-23-22)
Connor Weigman, Houston	3 (24-23-22)
Cade Klubnik, Clemson	*3 (24-23-22)
Robby Ashford, Wake Forest	3 (24-23-22)
* -all starts came at same school	

LIGHTING UP THE SCOREBOARD

- Texas Tech enters this weekend ranked second in the FBS for scoring offense as the Red Raiders are averaging an impressive 48.6 points per game through their first five games of the season. The Red Raiders trail only Tennessee nationally heading into the Kansas matchup as the Vols are averaging 51.0 points a contest.
- Texas Tech has combined for 243 points this season, marking the fifth-highest total through five games in school history. The Red Raiders set a school record with 276 points through the first five games in 2016 with quarterback Patrick Mahomes II, topping the previous mark of 273 points from 2007 when Graham Harrell led the offense.
- Since moving to a spread offense in 2000, the Red Raiders are averaging 35.9 points per game, the fourth-highest clip during that span behind only Oklahoma (38.3), Boise State (37.9) and Oregon (37.5). Texas Tech has averaged at least 30.0 points per game in all but three of those seasons.

FBS LEADERS IN SCORING OFFENSE

TEAM	GP	POINTS	PPG
1. Tennessee	5	255	51.0
2. Texas Tech	5	243	48.6
3. USC	5	242	48.4
4. Indiana	5	239	47.8
5. Florida State	5	234	46.8
6. Oregon	5	233	46.6
7. Missouri	5	226	45.2

MOST POINTS THROUGH FIVE GAMES IN SCHOOL HISTORY

Year	Points	PPG	Game 6 Result
1. 2016	276	55.2	Lost to West Virginia, 17-48
2. 2007	273	54.6	Def. Iowa State, 42-17
3. 2005	263	52.6	Def. Kansas State, 59-20
4. 2015	250	50.0	Def. Iowa State, 66-31
5. 202	243	48.6	--

BIG PLAY THREATS ALL AROUND

- When Mack Leftwich took over as Texas Tech's offensive coordinator, he stated he wanted his version of the Air Raid offense to be more 50-50 in terms of play calls, focusing heavily on running the football and capitalizing on big plays in the passing game. The Red Raiders have done just that as Texas Tech enters this week ranked 30th in the FBS for rushing offense at 205.0 yards per game on the ground and as the nation's leader at 363.8 passing yards per contest.
- Texas Tech shares the FBS lead with 39 offensive plays already this season that have gone for at least 20 yards. The Red Raiders have capitalized on 28 passing plays of that distance thus far this year, which ranks sixth in the FBS, while its 11 explosive rushing attempts are tied for 19th overall.

FBS LEADERS FOR OFFENSIVE PLAYS OF 20+ YARDS

School	GP	Plays
1. Duke	6	39
Texas Tech	5	39
3. Ole Miss	5	38
4. Arkansas	5	37
Oregon	5	37
6. UConn/Notre Dame/USC	--	36

REPLACING TECH'S ALL-TIME RUSHER

- Texas Tech has filled its void at running back this season following the graduation of Tahj Brooks, who departed as the school's all-time leading rusher after back-to-back 1,500-yard rushing seasons. He snapped the Texas Tech career rushing record previously set by Byron Hanspard, while finishing fourth all-time on the Big 12 rushing chart with 4,557 yards over 56 games played from 2020 to 2024.
- In his place, Texas Tech has relied on the sophomore tandem of J'Koby Williams and Cameron Dickey after the two shared backup responsibilities for most of the 2024 season. Texas Tech was fortunate to experience life in a post-Tahj Brooks world after he sat out the AutoZone Liberty Bowl to close the 2024 season. Williams earned the start against Arkansas, rushing for a career-high 123 yards and a touchdown, while Dickey added 74 rushing yards on a similar 15 carries.
- The duo has combined for 638 rushing yards and 10 touchdowns this season with Dickey carrying 71 times for 330 yards and six scores, while Williams has added 308 yards and four touchdowns on 58 carries of his own.
- They are coming off one of their best performances of the season as the duo combined for 205 yards and two touchdowns in the win over Houston. Williams rushed for 107 yards and two touchdowns on his own, marking the second 100-yard outing so far in his still young career. Dickey came close to giving the Red Raiders multiple 100-yard rushers as he finished with 98 yards on 21 carries to go along with a 69-yard touchdown reception late in the first quarter.
- Dickey enters this weekend with a share of the Big 12 lead and is ranked tied for 13th nationally with seven total touchdowns this season (6 rushing, 1 receiving), along with Iowa State's Rocco Becht and Arizona State's Jordyn Tyson. He is also second in the league with his six rushing touchdowns, which ranks tied for 20th in the FBS.

BIG 12 LEADERS FOR TOTAL TOUCHDOWNS

Name (School)	TDs
1. Cameron Dickey (Texas Tech)	7
Jordyn Tyson (Arizona State)	7
Rocco Becht (Iowa State)	7
4. Leshon Williams (Kansas)	6
Kobe Prentice (Baylor)	6
Bryson Washington (Baylor)	6



IT STARTS UP FRONT

■ Texas Tech entered the 2025 season with one of the most experienced offensive line units in the country with a combined 165 career starts between its list of newcomers and returners. In fact, Texas Tech entered the season with the fourth-most combined career starts in the FBS.

■ The added experience has paid off as Texas Tech is the 10th-highest graded pass blocking team in the country, according to Pro Football Focus. The Red Raiders have given up only 5.0 sacks so far this season, which ranks tied for 16th in the FBS entering this weekend and tied for fifth in the Big 12.

PLENTY OF OPTIONS AT RECEIVER

■ The Red Raiders have proven to be among the deepest teams at wide receiver so far this season as Texas Tech shares the FBS lead with five players with at least 200 receiving yards this season in Coy Eakin (341), Caleb Douglas (340), tight end Terrance Carter Jr. (269), Reggie Virgil (252) and running back J'Koby Williams (227).

■ Texas Tech also shares the FBS lead with three players with at least three touchdowns thanks to the trio of Virgil (4), Eakin (3) and Carter Jr. (4), which is tied with the likes of Duke, Utah State, Kansas, Alabama and Baylor entering this weekend.

■ The duo of Virgil and Carter Jr. enters this weekend ranked tied for fifth in the Big 12 and 24th nationally with their four receiving touchdowns. Eakin, meanwhile, is tied for 10th in the league with three touchdown catches of his own.

■ Texas Tech had three different players eclipse 100 yards receiving versus Oregon State in Eakin (123), Williams (116) and Carter Jr. (102). It marked the first time Texas Tech boasted three 100-yard receivers in the same game since Jakeem Grant, Bradley Marquez and DeAndre Washington did so versus Baylor in 2014.

■ Texas Tech's balance was also on display against Houston, marking the first time since last year's regular-season finale against West Virginia, where the Red Raiders featured a 300-yard passer in Behren Morton, a 100-yard rusher in J'Koby Williams and a 100-yard receiver in Caleb Douglas. Williams and Douglas later combined to give Texas Tech a 100-yard rusher and a 100-yard receiver a game later in the AutoZone Liberty Bowl versus Arkansas.

■ Four Douglas, it was the fifth 100-yard game of his career and his first this season. Douglas, who caught seven passes for 114 yards against Houston, had four 100-yard outings a year ago, all on the road or at a neutral site similar to last weekend's victory over the Cougars. He set a career high with 140 receiving yards at TCU last season.

LEFTWICH TAKES OVER OC DUTIES

■ Texas Tech has a new offensive coordinator for the first time in Joey McGuire's tenure following the departure of Zach Kittley to accept the head coaching position at Florida Atlantic. In his place, McGuire landed Mack Leftwich, who had quickly developed into one of the fastest-rising offensive playcallers in college football following successful stints at both Incarnate Word and Texas State.

■ Leftwich arrived at Texas Tech following two seasons at Texas State where he developed one of the nation's top offenses as the Bobcats led the Sun Belt Conference and ranked in the top 15 nationally for total offense and scoring during the 2023-24 campaigns. Texas State's success offensively pushed the Bobcats to their first two bowl appearances in school history and 16 combined victories.

■ Leftwich inherited a Texas State offense that ranked 110th in the country for scoring at only 21.1 points per game prior to his arrival in 2022. He quickly changed that narrative, however, as Texas State used a balanced attack to average 36.7 points

■ Eakin, meanwhile, set a career high with 10 receptions against the Cougars as he finished with 81 yards through the air. It was the first time a Red Raider had double-digit receptions since Josh Kelly also had 10 in the Big 12 opener a year ago against Arizona State.

HAMMOND SHINES OFF THE BENCH AT UTAH

■ Joey McGuire has raved about his backup quarterback in Will Hammond since he arrived in Lubbock. Hammond gave McGuire more reason to brag in the Big 12 opener at Utah as the redshirt freshman completed 13-of-16 passes for 169 yards and two touchdowns in the second half in place of an injured Behren Morton. The performance earned Hammond not only Big 12 Freshman of the Week honors but also one of the league's top offensive accolades.

MCGUIRE ON FOURTH DOWNS

■ Much has been said about Joey McGuire's aggressive approach to fourth downs over his three full seasons. Even with an evolved approach last season, Texas Tech has been among the most active teams in the country in going for it on fourth down 123 times, which ranks as the fourth-highest total since 2022.

■ The Red Raiders are a combined plus-144 over Joey McGuire's four seasons in the plus/minus scale, which is determined based on the result of Texas Tech's ongoing drive or points scored by an opponent on a failed attempt. Texas Tech ranks third in the Big 12 and tied 21st nationally with a 60.2 fourth-down percentage (74-of-123) since 2022.

■ In total, the Red Raiders have gone for it on fourth down at least five times in 10 different games under McGuire. Texas Tech has attempted at least one fourth-down conversion in all but five games under McGuire, with three of those in 2024 and another in the Big 12 opener at Utah.

RED RAIDERS ON FOURTH DOWN ATTEMPTS IN 2025

Game	4th Downs	Pts. Gained	Pts. Lost	+/-
Ark-Pine Bluff	1-1	7	0	+7
Kent State	1-2	7	0	+7
Oregon State	0-1	0	0	0
Utah	0-0	0	0	0
Houston	1-1	3	0	+3
Totals	3-5	17	0	+17
2022 Totals	33-52	129	51	+78
2023 Totals	24-37	61	23	+38
2024 Totals	14-29	77	66	+11
McGuire totals	74-123	284	140	+144



per game in 2023 and then 36.5 points in 2024, easily its highest two single-season averages since the Bobcats joined the FBS level in 2012.

■ Leftwich coached the quarterback position in each of his five seasons at Incarnate Word, helping identify three of the best in program history in Jon Copeland (2018-19), Cameron Ward (2020-21) and Lindsey Scott Jr. (2022). Ward, the No. 1 pick in the 2025 NFL Draft after finishing his career at Miami, combined for 6,908 passing yards and 71 touchdowns during his two seasons, which remain the most in school history.

RED RAIDERS IN THE NFL



NAME (YEARS AT TECH)	NFL TEAM
Dadrion Taylor-Demerson, S (2019-23)	Arizona Cardinals
Broderick Washington Jr., DL (2016-19)*	Baltimore Ravens
Tahj Brooks, RB (2020-24)	Cincinnati Bengals
Myles Cole, DE (2022-23)*	Cincinnati Bengals
Bralyn Lux, DB (2023-24)*	Cincinnati Bengals
Terence Steele, OL (2016-19)	Dallas Cowboys
Josh Kelly, WR (2024)*	Houston Texans
Erik Ezukanma, WR (2019-21)*	Jacksonville Jaguars
Patrick Mahomes II, QB (2014-16)	Kansas City Chiefs
Caleb Rogers, OL (2020-24)	Las Vegas Raiders
Tyree Wilson, DE (2021-22)	Las Vegas Raiders
Jordyn Brooks, LB (2016-19)	Miami Dolphins
Jalin Conyers, TE (2024)*	Miami Dolphins
Austin McNamara, P (2020-23)	New York Jets
Tyler Owens, DB (2022-23)	Washington Commanders

* practice squad player | * injured reserve

MCGUIRE ERA DRAFT PICKS

■ Five Red Raiders have heard their names called during the NFL Draft during Joey McGuire's tenure (2022-pres.). Most recently, the Las Vegas Raiders drafted offensive lineman Caleb Rogers in the third round (98th overall) in the 2025 Draft, and in the sixth round, the Cincinnati Bengals selected the Red Raiders' all-time leading rusher, Tahj Brooks. Defensive back Dadrion Taylor-Demerson went in the fourth round in 2024, followed by rush end Myles Cole going in the seventh round to Jacksonville. During Tech's first spring offseason under McGuire, the Red Raiders had only one draft pick, but it came quickly, as the Raiders made Tyree Wilson the highest-drafted defensive player in school history at No. 7 overall.

THREE-TIME SUPER BOWL CHAMPION

■ Patrick Mahomes II became the first Red Raider in school history to win three career Super Bowls after he helped lead the Kansas City Chiefs to a 25-22 overtime victory over the San Francisco 49ers in Super Bowl LVIII in 2024. It was the second-straight Super Bowl title for the Chiefs and their third in five years. Mahomes guided Kansas City to its third consecutive Super Bowl appearance last season but was denied a three-peat by the Philadelphia Eagles.

■ With his first Super Bowl win (2020) over the San Francisco 49ers, Mahomes was named Super Bowl MVP at only 24 years of age, making him the youngest player in NFL history to earn Super Bowl MVP honors.

FIRST ROUND DRAFT PICKS

■ Texas Tech currently has three first-round NFL Draft picks active heading into the 2025 NFL season. In addition to Patrick Mahomes II being the 10th overall pick by the Kansas City Chiefs in 2017, and while maybe not known for its defense in recent years, the two others include linebacker Jordyn Brooks and defensive end Tyree Wilson.

■ The Miami Dolphins selected Jordyn Brooks 27th overall in the 2020 draft and has since moved on to the Miami Dolphins. Meanwhile, Tyree Wilson was the seventh overall selection in the 2023 draft, making him the highest-drafted defensive player in program history.

COME-FROM-BEHIND WINS

The victory over Cincinnati at home on Sept. 28 marked the 27th time since 2000, and fourth time under Joey McGuire, that the Red Raiders overcame a double-digit deficit to win. Below is a listing of Tech's come-from-behind wins during that span:

DATE	OPPONENT	DEFICIT	RESULT
Dec. 29, 2006	vs. Minnesota*	31	W, 44-41 (OT)
Sept. 25, 2004	Kansas	25	W, 31-30
Sept. 18, 2004	TCU	21	W, 70-35
Oct. 1, 2011	at Kansas	20	W, 45-34
Nov. 26, 2022	Oklahoma	18	W, 51-48 (OT)
Oct. 5, 2002	at #23 Texas A&M	18	W, 48-47 (OT)
Nov. 18, 2006	Oklahoma State	17	W, 30-24
Nov. 18, 2023	UCF	14	W, 24-23
Sept. 24, 2022	#22 Texas	14	W, 37-34 (OT)
Sept. 4, 2021	vs. Houston	14	W, 38-21
Nov. 14, 2020	Baylor	14	W, 24-23
Sept. 24, 2011	Nevada	14	W, 35-34
Nov. 6, 2010	at #14 Missouri	14	W, 27-17
Nov. 29, 2008	Baylor	14	W, 35-28
Jan. 1, 2008	vs. Virginia	14	W, 31-28
Sept. 8, 2007	UTEP	14	W, 45-31
Nov. 1, 2003	Colorado	14	W, 26-21
Nov. 16, 2002	#3 Texas	14	W, 42-38
Oct. 19, 2013	at West Virginia	11	W, 37-27
Sept. 28, 2024	Cincinnati	11	W, 44-41
Nov. 24, 2017	at Texas	10	W, 27-23
Nov. 22, 2014	at Iowa State	10	W, 34-31
Oct. 5, 2013	at Kansas	10	W, 54-16
Oct. 20, 2012	at #21 TCU	10	W, 56-56 (3OT)
Sept. 3, 2011	Texas State	10	W, 50-10
Oct. 23, 2010	at Colorado	10	W, 27-24
Nov. 21, 2009	vs. Baylor	10	W, 20-13

* indicates largest come-from-behind win in FBS bowl history.

BOLD indicates a Joey McGuire-led team

ALL-TIME OVERTIME GAMES

Texas Tech is 10-8 all-time in overtime games since the NCAA began allowing games to go past regulation in 1996. Below is a listing of Texas Tech's all-time results in overtime:

DATE	OPPONENT	RESULT
Aug. 31, 2024	Abilene Christian	W, 52-51 (OT)
Sept. 2, 2023	at Wyoming	L, 33-35 (2OT)
Nov. 26, 2022	Oklahoma	W, 51-48 (OT)
Sept. 24, 2022	#22 Texas	W, 37-34 (OT)
Sept. 10, 2022	#25 Houston	W, 33-30 (2OT)
Sept. 26, 2020	#8 Texas	L, 56-63 (OT)
Oct. 12, 2019	at #22 Baylor	L, 30-33 (2OT)
Nov. 4, 2017	Kansas State	L, 35-42 (OT)
Oct. 29, 2016	at TCU	W, 27-24 (2OT)
Nov. 24, 2012	vs. Baylor	L, 45-52 (OT)
Nov. 10, 2012	Kansas	W, 41-34 (2OT)
Oct. 20, 2012	at #21 TCU	W, 56-53 (3OT)
Oct. 11, 2008	Nebraska	W, 37-31 (OT)
Dec. 29, 2006	vs. Minnesota	W, 44-41 (OT)
Sept. 9, 2006	at UTEP	W, 38-35 (OT)
Nov. 13, 2004	at #22 Texas A&M	L, 25-32 (OT)
Oct. 5, 2002	at #23 Texas A&M	W, 48-47 (OT)
Sept. 21, 2002	#16 N.C. State	L, 48-51 (OT)
Oct. 6, 2001	Kansas	L, 31-34 (2OT)



SPECIAL TEAMS NOTEBOOK

KP KNOWS KICKERS

- Texas Tech entered the 2025 season similar to a year ago when special teams coordinator Kenny Perry was splitting kicking duties between returning starter Gino Garcia and fellow senior Reese Burkhardt. The experiment resulted in Texas Tech ranking among the nation's leaders in field goal percentage after connecting on 22-of-24 team field goal attempts.
- Texas Tech's 91.7 field goal percentage a year ago trailed only West Virginia's 92.9 field goal percentage in the Big 12, but the Mountaineers attempted 10 fewer field goals (13-of-14) during the year.
- The procedure the Red Raiders followed to start the 2024 season has returned through four weeks with a back-and-forth exchange between transfer Upton Bellenfant and returning junior Stone Harrington after the two were hard to separate during preseason camp. Bellenfant arrived at Texas Tech this offseason after finding the uprights on 18-of-21 field goal attempts in 2024 at Buffalo, where he was an All-MAC third team honoree.
- Harrington, meanwhile, was Texas Tech's backup kickoff specialist and made his first career attempt in the season opener versus Arkansas-Pine Bluff. He recorded a memorable performance at Utah, where he was 2-for-2 on field goal attempts, which included a 58-yarder just before halftime. It marked the second-longest field goal in program history, trailing only the 62-yard attempt Jonathan Garibay connected on as time expired in Texas Tech's victory over Iowa State in 2021. He was named the Big 12 Special Teams Player of the Week following the win over Houston as he connected on three of Texas Tech's five field goals, a new single-game record.
- Needless to say, Perry knows the right buttons to push at the kicker position. In fact, his kickers have made 80.6 percent of their field goal attempts since he became a quality control analyst at SMU in 2020. He was promoted to special teams coordinator at SMU in 2021 before joining Joey McGuire's charter staff at Texas Tech a year later, where he has already developed two of the top kickers in program history in Garcia and Trey Wolff.

FIELD GOAL KICKERS UNDER KENNY PERRY SINCE 2020			
Year	School	FGM/FGA	Pct.
2020	SMU	17/21	80.9
2021	SMU	12/17	70.6
2022	Texas Tech	21/26	80.8
2023	Texas Tech	16/22	72.7
2024	Texas Tech	22/24	91.7
2025	Texas Tech	10/12	83.3
Tech total	--	71/86	83.5
Overall	--	100/124	80.6

BURGESS AMONG NATION'S TOP PUNTERS

- Jack Burgess was the lone starting specialist to return this season following the departure of both place kickers, Gino Garcia and Reese Burkhardt, and four-year long snapper Jackson Knotts. The senior punter averaged 42.2 yards per punt over 47 attempts a year ago, with 23 of those going for fair catches and 19 being downed inside the 20-yard line.
- Burgess ended his first season as a Red Raider with a 76.2 overall grade from Pro Football Focus, which ranked 21st nationally.
- Burgess was singled out by head coach Joey McGuire during a preseason press conference, praising him for his offseason work and a notable 5-yard distance improvement he's observed. He's been called on to punt only 12 times through the first five games of the season, as he's averaging 43.3 yards per attempt with eight that have been downed inside the 20. Texas Tech enters this weekend ranked 16th in the FBS for net punting (44.1).

SWAT PATROL

- Texas Tech has blocked 12 kicks in the three-plus seasons under Joey McGuire and special teams coordinator Kenny Perry, which leads the Big 12 Conference since 2022 and ranks tied-sixth nationally.
- The Red Raiders got their hands on another blocked kick in the season opener versus UAPB as Mikal Harrison-Pilot knocked down the second punt of the game to give Texas Tech the ball just outside the red zone and set up a 21-yard scoring strike from Behren Morton to Terrance Carter for a 14-0 lead.
- A.J. McCarty got his hands on two punts against Kent State, marking the first time a Big 12 player had blocked a pair of kicks since Oklahoma State's Korie Black did so in its 2023 season opener against Central Arkansas. The performance alone marked the first time Texas Tech had blocked multiple kicks in the same game as a team since the Red Raiders traveled to New Mexico in 2010.
- E'Maurion Banks has been one of the Red Raiders' biggest disrupters on those lines as he has recorded one block in each of the past two seasons against UCF in 2023 and then against Arizona State a year ago. Both blocks came in pivotal moments in the second half of the two victories.

NCAA LEADERS IN BLOCKED KICKS SINCE 2022	
School	Blocked Kicks
1. Notre Dame	17
2. Georgia Tech	15
3. Miami (OH)	14
4. South Carolina, Rutgers	13
6. Texas Tech, Nebraska	12
8. Bowling Green, Old Dominion, Indiana	11
11. Six different teams	10



THE HOME OF TEXAS TECH FOOTBALL



SOUTH END ZONE & WOMBLE FOOTBALL CENTER

■ Texas Tech moved into the South End Zone and Dustin R. Womble Football Center in 2024, which features more than 340,000 combined square feet of space with a blend of world-class modern design and technology elements with Spanish Renaissance architecture well known on the Texas Tech campus. The \$242 million project marks the largest contiguous football facility in the country, connecting the south end zone building to the Womble Football Center and the Sports Performance Center, which opened in 2017 as Texas Tech's indoor football practice facility and indoor track and field venue.

■ Joey McGuire and his staff's offices are on the second floor of the south end zone building, giving them a stunning view overlooking Cody Campbell Field at Jones AT&T Stadium. The office location places McGuire and his staff steps from each position room and the skybridge connected to the Womble Football Center where offensive and defensive breakout rooms are located as well as a team meeting space and a state-of-the-art walkthrough area on the second level.

■ The Womble Football Center is a two-story building that maintains its football strength and conditioning, sports medicine and equipment areas on the main level as part of the new layout. The Red Raiders' main locker room is located in the Womble Football Center, which includes space for 120-plus athletes and modern primary designs from Hollman that are fully ventilated and contain USB charging ports and DreamSeat technology for every player.

■ The second floor of the Womble Football Center features a revolutionary 4,500-plus square foot multi-purpose walkthrough area designed for large-scale indoor team strategy implementation, instruction and technique evaluation only a few steps from the team meeting space and position rooms. The space boasts a 25-by-20 yard turf surface in front of a 70-foot wide by 10.5-foot high LED screen that will be the largest in both college football and the NFL for walkthrough areas. The LED screen will allow Texas Tech's coaches to simulate an opponent's formation and scheme, giving the Red Raiders real-time feedback through the advanced technology during game preparations.


■ Texas Tech now boasts a 15,000-square-foot, two-level weight room, one of the largest in college football. The weight room area is located in the southwest corner of the Womble Football Center, giving the Red Raiders direct access into the Sports Performance Center and the outdoor practice fields.

■ The entire facility significantly upgraded the amenities provided to the Red Raiders on a daily basis, notably with a two-story players' lounge, the "Uncommon Man" barber shop, a state-of-the-art hydrotherapy recovery suite and a primary 12,000-square-foot locker room located in the Womble Football Center.

■ The Red Raiders enter Jones AT&T Stadium each gameday through the Gary Petersen Field Club, a 12,000-square-foot premium space that is among the first of its kind in college football. It is one of several new premium areas as Texas Tech has added 17 new luxury suites to go along with 500 club and loge box seats and two spacious party decks.

■ The opening of the South End Zone Building to Jones AT&T Stadium officially closed The Campaign for Fearless Champions, one of the most-successful fundraising initiatives in university history that raised more than \$500 million to transform Texas Tech's athletic facilities across every sport, while also pouring resources into the student-athlete experience through scholarship endowments and the creation of the J.T. and Margaret Talkington Office of Student-Athlete Development.

■ In addition to the large-scale construction, Texas Tech also enhanced its gameday experience as part of the project, adding nine LED displays through Daktronics as well as a state-of-the-art sound system by Clair Audio, a national leader in large venue audio production. The added LED displays include the main videoboard on the north end of the stadium, expanding it to 37-feet high by 136-feet wide in size with 10-millimeter pixel spacing for excellent image clarity and contrast. Texas Tech also constructed two new video displays atop its south end zone measuring 28-feet high by 48-feet wide, featuring content zoning abilities that are already a staple of the north end zone videoboard. All three new videoboards feature 10mm pixel pitch, providing every fan in the 60,000-plus seat stadium with the highest resolution display in college football.



JONES AT&T STADIUM STADIUM QUICK FACTS

First Game	Nov. 29, 1947
Result	Tech 14, Hardin Simmons 6
All-Time Stadium Record	282-155-6
First Game on Artificial Turf	Sept. 12, 1970
Result	Tech 21, Tulane 14
Capacity	60,229
Surface (Year of Instillation)	Hellas Matrix Helix (2023)
Luxury Suites	102
Club Seats	1,644
Winning Seasons	62

LARGEST CROWDS IN HISTORY

Attend	Game	Season
61,836	Tech vs. Oklahoma State	2013
61,283	Tech vs. TCU	2015
60,997	Tech vs. Texas State	2013
60,975	Tech vs. Texas	2022
60,961	Tech vs. Texas	2014
60,901	Tech vs. Oklahoma State	2017
60,879	Tech vs. Texas	2012
60,803	Tech vs. Texas	2016
60,800	Tech vs. Oklahoma	2012
60,778	Tech vs. Central Arkansas	2014
60,705	Tech vs. Baylor	2022
60,478	Tech vs. Oklahoma	2016
60,454	Tech vs. Oklahoma	2018
60,454	Tech vs. Texas	2018
60,454	Tech vs. Texas	2010
60,454	Tech vs. Oklahoma State	2010
60,277	Tech vs. Arkansas	2014
60,229	Tech vs. Oregon State	2025
60,229	Tech vs. Kent State	2025
60,229	Tech vs. Arkansas-Pine Bluff	2025
60,229	Tech vs. Abilene Christian	2024
60,229	Tech vs. Cincinnati	2024
60,229	Tech vs. Baylor	2024
60,229	Tech vs. Colorado	2024
60,097	Tech vs. Stephen F. Austin	2016
60,073	Tech vs. Sam Houston State	2015
59,260	Tech vs. Iowa State	2011
59,014	Tech vs. Oklahoma	2014
58,955	Tech vs. New Mexico	2012
58,795	Tech vs. Arizona State	2024

TEXAS TECH COACHING STAFF



KENNY PERRY

Assoc. HC/Special Teams Coordinator
4th Season at Tech
Game Day Location: Sideline

Career Breakdown: Perry, a legendary high school head coach in the DFW metroplex, had one of the nation's top running backs in 2024 with Tahj Brooks, who went on to become Tech's all-time leading rusher

and a sixth round pick of the Cincinnati Bengals in the 2025 NFL Draft. Perry spent the previous three seasons serving as Tech's running backs coach.



MACK LEFTWICH

Offensive Coordinator/Quarterbacks
1st Season at Tech
Game Day Location: Sideline

Career Breakdown: One of the top young play-callers in the country, Leftwich arrived to Texas Tech following two seasons at Texas State. The Bobcats' offense ranked nationally in the top 15 both seasons, leading the Sun Belt in scoring, finishing seventh in the FBS in 2023 and then 11th in 2024. Leftwich is credited with helping discover Cameron Ward, the No. 1 pick in the 2025 NFL Draft who began his career at Incarnate Word. Leftwich was on the staff from 2018-22.




SHIEL WOOD

Defensive Coordinator/ILB Coach
1st Season at Tech
Game Day Location: Sideline

Career Breakdown: Wood arrives to Lubbock after one season in the same role at conference foe Houston. One of the top up-and-coming defensive coaches in the country, Wood's defenses have ranked inside the top 35 for total defense since 2021. His previous stops include Army (2020-21), Troy (2022) and Tulane (2024). Opposing offenses have averaged less than 23.0 ppg against his units since his promotion to play-caller at Army his final year there.

TEXAS TECH SUPPORT STAFF

Head Strength & Conditioning Coach	Lance Barilow (4th Season)
Associate A.D./Football Admin.	Antonio Huffman (7th Season)
Director of Player Personnel	James Blanchard (4th Season)
Director of Football Operations	Quintin Jordan (4th Season)
Director of Player Development	Dave Martin (4th Season)
Director of Player Support/NFL Liaison	Sammy Morris (5th Season)
Senior Defensive Analyst	Jack Teachey (1st Season)
Asst. Special Teams Coordinator	Ryan Conry (4th Season)
Asst. Secondary Coach	Jah'Shawn Johnson (4th Season)
Asst. OL Coach	Jackson Kimble (2nd Season)
Asst. Defensive Line Coach	Cole Maxwell (3rd Season)
Asst. Quarterbacks Coach	Lindsey Scott Jr. (1st Season)
Defensive Asst. (DBs)	Collin Shank (1st Season)
Offensive Asst. (WRs)	Xavier White (1st Season)
Asst. Inside Linebackers Coach	Taylor Young (2nd Season)
Sr. Assoc. S&C Coach	Aaron Hall (4th Season)
Assoc. S&C Coach	Brandyn Musgrave (4th Season)
Asst. S&C Coach	Dalton Elliott (1st Season)
Asst. S&C Coach	Brandon Stevenson (1st Season)
Coord. of FB Performance/Analytics	Josh Haverfield (4th Season)
Director of Football Nutrition	Gentry Hicks (3rd Season)
Assistant Football Dietitian	Carly Ponder (1st Season)
Director of Scouting	Sean Kenney (4th Season)
Director of Player Personnel	Brian Nance (4th Season)
Assoc. Dir. of Scouting	Wesley Harwell (2nd Season)
Dir. of Recruiting Operations	Kate Eberhardt (5th Season)
Dir. of Admin and Operations	Preslee Quisenberry (4th Season)
Assistant A.D./Equipment Operations	Zane Perry (26th Season)
Head Football Equipment Manager	Cayman Ancell (9th Season)
Asst. Equipment Manager	Roger Lira (10th Season)
Asst. Equipment Manager	Austin Nettles (3rd Season)
Director of Football Video	Eric Gerald (10th Season)
Video Coordinator	Jacob Chavarria (4th Season)
Asst. Video Coordinator	Ren Brown (2nd Season)
On-Campus Recruiting Coord.	Katie Meade (1st Season)



JOSH COCHRAN

Running Game Coord./Tight Ends Coach
4th Season at Tech
Game Day Location: Pressbox

Career Breakdown: Cochran shifted over to coach the tight ends under Joey McGuire after spending the previous two seasons as the co-offensive coordinator and offensive line coach at Austin Peay. Cochran, who was named in July 2022 to Dave Campbell's Texas Football "40 under 40" coaches list, is a one-time THSCA member as he began his career in the prep ranks at Lindale High School in East Texas.



JUSTIN JOHNSON

Asst. HC/Passing Game Coord./WR Coach
3rd Season at Tech
Game Day Location: Sideline

Career Breakdown: Johnson, nicknamed "Coach Juice" throughout his career, arrived in Lubbock after a three-year stint at Baylor. Johnson oversaw the running backs room at both Baylor and then Houston, his alma mater, in 2019, but returns to coaching wide receivers with the Red Raiders. He previously was the wide receivers coach at Kansas in 2018, the same position he starred at during his own four-year career at Houston.



CLAY MCGUIRE

Offensive Line Coach
2nd Season at Tech
Game Day Location: Sideline

Career Breakdown: McGuire (no relation to Joey McGuire) returned to his alma mater following two seasons as the offensive line coach at Washington State, his second stint with the Cougars after serving in a similar capacity for six years under Mike Leach from 2012-17. Texas Tech stalwart tackle Caleb Rogers was the first Red Raider to hear his name called in the 2025 NFL Draft as the Las Vegas Raiders took him 98th overall in the third round.



GARRET MCGUIRE

Running Backs Coach
1st Season at Tech
Game Day Location: Pressbox


Career Breakdown: This season will mark McGuire's fifth year at either the collegiate or professional level and first overseeing the running backs position. He was previously the wide receivers coach at Nebraska (2023-24) after starting his career with the Carolina Panthers as a coaching assistant in 2021.



C.J. AH YOU

Outside Linebackers Coach
4th Season at Tech
Game Day Location: Sideline

Career Breakdown: Ah You mentored Tyree Wilson to first team All-America honors during his debut season on the Red Raider staff as Texas Tech, behind Wilson the Red Raiders ranked in the top 20 nationally for tackles for loss. His hiring marked his return to the Big 12 where he previously starred at Oklahoma (2005-06) before enjoying a six-year NFL career with the St. Louis Rams.



ZARNELL FITCH

Defensive Line Coach
4th Season at Tech
Game Day Location: Sideline

Career Breakdown: Fitch, another one-time Texas High School Coaches Association member, is no stranger to the Big 12 as he previously served in a similar role at TCU prior to his arrival in Lubbock. Fitch has mentored 13 players who have earned All-Big 12 honors during his career, a list that features Texas Tech's Tony Bradford Jr. and Jaylon Hutchings, who were one of only three FBS duos to record at least 30 pressures each in 2022.



ROB GREENE

Safeties Coach
1st Season at Tech
Game Day Location: Pressbox

Career Breakdown: Greene arrived to Texas Tech following two seasons at Tulane where the Green Wave combined for 20 wins and played for two American Athletic Conference titles. This is Greene's third stint working alongside defensive coordinator Shiel Wood as the two were previously on staff together at Wofford in 2017 and Tulane in 2023.



DARCEL MCBATH

Cornerbacks Coach
1st Season at Tech
Game Day Location: Sideline

Career Breakdown: One of the top defensive backs in Tech history, McBath enters his first season (second overall) with the Red Raiders as their cornerbacks coach after being promoted from analyst during the 2024 season. A longtime assistant under the last Mike Leach, McBath returns to his alma mater following four seasons at Mississippi State (2020-23) and two additional years in a similar capacity at Washington State (2018-19).

TEXAS TECH SPORTS MEDICINE

Associate A.D./Head Athletic Trainer	Michael Ramirez (9th Season)
Associate Athletic Trainer	Dillon Barron (1st Season)
Assistant Athletic Trainer	Steven Lapso (5th Season)
Assistant Athletic Trainer	Erika Dean (3rd Season)
Assistant Athletic Trainer	Addison Tower (1st Season)
Sr. Assoc. AD/S-A Health & Wellness	Grant Stovall (13th Season)
Medical Director/Head Orthopedic Surgeon	Dr. Kevin Crawford (20th Season)
Head Team Physician	Dr. Michael Phy (19th Season)
Asst. AD/Psychological Health & Perform.	Dr. Weston Durham (2nd Season)

TEXAS TECH GAME SIX DEPTH CHART

OFFENSE

QB	2	Behren Morton	6-2	210	Sr.-3L
	15	Will Hammond	6-2	210	Fr.-RS
	12	Mitch Griffis	6-0	195	Sr.-TR
RB	8	Cameron Dickey	5-10	215	So.-1L
	-or- 20	J'Koby Williams	5-10	185	So.-1L
	23	Adam Hill	6-1	230	Fr.-RS
TE	9	Johncarlos Miller II	6-5	240	Sr.-1L
	-or- 7	Terrance Carter Jr.	6-2	245	Jr.-TR
	89	Jason Llewellyn	6-5	255	Jr.-1L
X	1	Reggie Virgil	6-3	190	Sr.-TR
	14	Micah Hudson	6-0	200	So.-1L
	17	Leyton Stone	6-3	200	Fr.-HS
SLOT	3	Coy Eakin	6-2	210	Jr.-2L
	6	Kelby Valsin	6-1	195	So.-1L
Z	5	Caleb Douglas	6-4	205	Sr.-1L
	4	T.J. West	6-1	195	So.-SQ
LT	79	Howard Sampson	6-8	340	Jr.-TR
	65	D'Anthis Upshaw Jr.	6-5	305	Fr.-RS
LG	76	Will Jados	6-7	305	Sr.-TR
	71	Vinny Sciury	6-4	295	Sr.-RS
C	72	Sheridan Wilson	6-5	300	Jr.-1L
	52	Cash Cleveland	6-2	305	So.-TR
RG	56	Davion Carter	6-0	295	Sr.-1L
	74	Daniel Sill	6-5	310	So.-SQ
RT	70	Jacob Ponton	6-8	305	Fr.-RS
	57	Hunter Zambrano	6-5	310	Sr.-TR

DEFENSE

END	31	David Bailey	6-3	250	Sr.-TR
	11	Charles Esters III	6-3	270	Sr.-2L
	94	Braylon Rigbsby	6-2	275	So.-1L
NG	2	Lee Hunter	6-4	330	Sr.-TR
	51	Jayden Cofield	6-2	330	So.-1L
	8	E'Maurion Banks	6-5	300	Sr.-2L
DT	0	Skyler Gill-Howard	6-1	290	Sr.-TR
	33	A.J. Holmes Jr.	6-3	300	Jr.-TR
	88	Amier Washington	6-3	270	So.-1L
DOG	9	Romello Height	6-3	240	Sr.-TR
	18	Terrell Tilmon	6-5	240	Sr.-2L
	32	Cheta Ofili	6-4	240	Fr.-RS
MIKE	13	Ben Roberts	6-3	240	Jr.-2L
	3	Bryce Ramirez	6-2	235	Sr.-3L
	45	Brock Golwas	6-1	235	Fr.-HS
WILL	10	Jacob Rodriguez	6-1	235	Sr.-2L
	6	John Curry	6-2	235	So.-1L
	40	Wesley Smith	5-10	220	Jr.-2L
STAR	6	John Curry	6-2	235	So.-1L
	1	A.J. McCarty	6-0	195	Sr.-1L
CB	14	Brice Pollock	6-0	195	Jr.-TR
	27	Amier Boyd	6-2	190	Jr.-TR
SS	7	Brenden Jordan	6-0	205	Jr.-2L
	15	Oliver Miles III	6-2	190	Fr.-RS
	-or- 17	Peyton Morgan	6-0	180	Fr.-RS
FS	5	Cole Wisniewski	6-4	220	Sr.-TR
	24	Malik Esquerra	6-3	205	Fr.-RS
CB	20	Dontae Balfour	6-1	185	Sr.-TR
	4	Maurion Horn	5-11	190	Jr.-2L

SPECIAL TEAMS

P	41	Jack Burgess	6-3	210	Sr.-1L
	37	Ian Hershey	5-11	190	Jr.-TR
K	27	Upton Bellenfant	6-1	190	Jr.-TR
	-or- 48	Stone Harrington	6-3	200	Jr.-1L
	37	Ian Hershey	5-11	190	Jr.-TR
LS	47	Rylan Vagana	6-0	215	Fr.-RS
	89	Jason Llewellyn	6-5	255	Jr.-1L
	19	Haydon Wiginton	5-11	190	Sr.-1L
KO	48	Stone Harrington	6-3	200	Jr.-1L
H	41	Jack Burgess	6-3	210	Sr.-1L
	2	Behren Morton	6-2	210	Sr.-3L
	19	Haydon Wiginton	5-11	190	Sr.-1L
KR	14	Micah Hudson	6-0	200	So.-1L
	20	J'Koby Williams	5-10	185	So.-1L
	21	Tristian Gentry	6-0	180	Fr.-HS
PR	3	Coy Eakin	6-2	210	Jr.-2L
	21	Tristian Gentry	6-0	180	Fr.-HS
	20	J'Koby Williams	5-10	185	So.-1L

WEEKLY AVAILABILITY REPORT

Beginning with the 2025-26 season, the Big 12 Conference will publicly provide player availability reports for all Conference games in football, men's basketball, and women's basketball. Approved by all member institutions, the policy will include updates in the days leading up to each game, as well as a final report 90 minutes prior to kickoff.

Big 12 football programs will be required to submit daily reports beginning three days before each game. All reports will be housed exclusively at Big12Sports.com. For football, student-athletes must be designated as available, probable, questionable, doubtful, or out.



OFFENSIVE DEPTH CHART: NOTES

LEFT TACKLE		LEFT GUARD		CENTER		RIGHT GUARD		RIGHT TACKLE	
79 HOWARD SAMPSON Jr. 6-8 340		76 WILL JADOS Sr. 6-7 305		72 SHERIDAN WILSON Jr. 6-5 300		56 DAVION CARTER S-Sr. 6-0 295		70 JACOB PONTON R-Fr. 6-8 305	
<ul style="list-style-type: none">A transfer from North Carolina dubbed by ESPN as the No. 2-ranked OT in the transfer portal, where he played one season, starting all 12 games at left tackle. Sampson's favorite movie of all time is Ratatouille because, as he says, "that lil rat has some power." Soccer is his second-favorite sport.		<ul style="list-style-type: none">Arrives to Lubbock via Miami (Ohio) where he was the starter at left tackle the past three seasons. During that time, Jados only allowed nine sacks in 1,124 pass-blocking opportunities. His high school, Westerville Central, celebrated its first graduating class in 2006.		<ul style="list-style-type: none">His father, Jon Wilson, was a four-year starter (DL) for Auburn from 1988-91 under Hall of Fame Coach and AD, Pat Dye, who Auburn named its field after in 2005. "Sheri" as he's referred to by his teammates, started all 13 games last season at center.		<ul style="list-style-type: none">Started 12 of 13 games at right guard last season in his first season with Tech. This offseason, Carter bench pressed 425 lbs and squatted 655 lbs. According to PFF, he was Tech's second-highest graded o-lineman. From Pearl, Miss.; a member of Pearl's 2017 6A state championship team.		<ul style="list-style-type: none">Made his first career start in the 2024 Liberty Bowl and became the first TTU true freshman offensive lineman to make a start since Caleb Rogers (2020). Was considered a 4-star prospect by On3 and listed as the nation's No. 15 OT prospect. Owned the weight room this offseason, going from 280 to 305.	
65 D'ANTHIS UPSHAW R-Fr. 6-5 305		71 VINNY SCIURY R-Sr. 6-4 295		56 DAVION CARTER S-Sr. 6-0 295		74 DANIEL SILL So. 6-5 310		57 HUNTER ZAMBRANO S-Sr. 6-5 310	
<ul style="list-style-type: none">Did not see any playing time in 2024 as he was primarily a member of the scout team. Attended Irving HS in the DFW metroplex, where he starred on both the offensive and defensive lines.		<ul style="list-style-type: none">Appeared in only two games in first year at Tech in 2024, both starts, before suffering a season-ending injury at Washington State (9/7). Was Texas Tech's starter at left guard up until that point. Had not previously used a redshirt.		<ul style="list-style-type: none">Started 12 of 13 games at right guard last season in his first season with Tech. This offseason, Carter bench pressed 425 lbs and squatted 655 lbs. According to PFF, he was Tech's second-highest graded o-lineman. From Pearl, Miss.; a member of Pearl's 2017 6A state championship team.		<ul style="list-style-type: none">Made his collegiate debut in the 2024 season-opener versus Abilene Christian. Attended high school at A&M Consolidated and was listed No. 58 among OTs in the country by ESPN. He chose Texas Tech over Baylor, Rice, Stanford, Utah, and Washington State.		<ul style="list-style-type: none">Started his career in 2020 at Illinois State (FCS), playing in 30 games with 26 starts before redshirting in 2024. Born and raised in Fort Lauderdale, Fla., Zambrano is an avid fisherman and says he's one of the best ping pong players on the team.	
WIDE RECEIVER (Slot)		WIDE RECEIVER (Y)		WIDE RECEIVER (Z)		TIGHT END			
3 COY EAKIN Jr. 6-2 210		1 REGGIE VIRGIL Sr. 6-3 190		5 CALEB DOUGLAS Sr. 6-4 205		9 JOHNCARLOS MILLER II Sr. 6-5 240			
<ul style="list-style-type: none">Played in all 13 games, making 12 starts in 2024, ranking third on the team after catching 49 passes for 652 yards and a team-leading 7 TDs. Switched to the No. 3 jersey this season, which is reserved for the player who best represents the standards of "The Brand" on both sides of the ball.		<ul style="list-style-type: none">A transfer from Miami (Ohio), Virgil is a true fourth-year senior having played in 36 games the past three seasons. Coming off a breakout year with the Redhawks, where he caught 41 passes for 816 yards and 9 TDs. Considers himself one of the best bowlers on the team.		<ul style="list-style-type: none">Coming off a breakout year in his first season with Texas Tech. Finished as Tech's second-leading receiver after catching 60 passes for 877 yards and 6 TDs - easily the highest single-season numbers of his career. His father, Cedric, played quarterback at both Vanderbilt and Texas Southern.		<ul style="list-style-type: none">Returns to Tech for his 2nd season after catching 10 passes for 122 yards and three touchdowns (1 of 5 Red Raiders with three or more TDs).			
18 ROY ALEXANDER Sr. 5-11 200		14 MICAH HUDSON So. 6-0 200		4 T.J. WEST So. 6-1 195		7 TERRANCE CARTER JR. Jr. 6-2 245			
<ul style="list-style-type: none">Spent only the 2024 season at Incarnate Word after playing at Albany over the course of the 2021-23 seasons. Among the best receivers at the FCS level after catching 100 passes for 1,108 yards and 13 TDs. His 100 catches set the UIW single-season record by 13.		<ul style="list-style-type: none">Appeared in eight games with one start (Washington State) as he battled injuries throughout the season. Caught 8 passes for 123 yards overall with a reception in five different games.		<ul style="list-style-type: none">Primarily a scout team member that saw action in two games last season against UNT (9/14) and the AutoZone Liberty Bowl (12/27). Houston native and attended Humble HS. Closed his senior season with 41 receptions for 685 yards and 8 TDs.		<ul style="list-style-type: none">Coming off a 2024 season in which he earned All-Sun Belt first team honors with Louisiana, where he played his first three seasons. A receiver trapped in a tight end's body, "TC" as his teammates call him, enjoys trail riding when he's not playing football. Snagged a career single-game high 2 TDs vs UABP.			
QUARTERBACK					RUNNING BACK				
2 BEHREN MORTON Sr. 6-2 210					8 CAMERON DICKEY So. 5-10 215				
<ul style="list-style-type: none">Ranks sixth in the Texas Tech record book for career completions (671), sixth for career touchdown passes (61), sixth for career pass attempts (1,071), and seventh for career passing yards (7,619). Will have the opportunity this season to become the fourth Red Raider in program history to throw for 10,000 career passing yards, joining a prestigious list that includes Graham Harrell (15,793), Kliff Kingsbury (12,429), and Patrick Mahomes II (11,252). The Red Raiders boast a 18-4 record since the start of the 2023 season in games Morton starts and finishes, which includes a 12-3 mark at home. Became the first Red Raider quarterback to start all 12 regular-season games last season since Mahomes II's final year in 2016. Completed 63.3 percent of his passes on the season (295-of-466), throwing for 3,335 passing yards and 27 touchdowns to only 8 interceptions. He owns six donkies on his farm back home named Blondie, Joseph, Lefty, Mark, Mary, and Pancho.					<ul style="list-style-type: none">"Cam" was one of three Texas Tech true freshmen in 2024 to not redshirt and play more than the maximum four games to retain one. Appeared in 12 of 13 games, splitting backup duties behind Tahj Brooks for most of the season with fellow true freshman running back J'Koby Williams. Touted as one of the most prolific athletes in Austin ISD history, out of Crockett High School. Played both ways throughout a four-year varsity career, while also serving as punter. On offense, he primarily played quarterback, combining for 2,963 passing yards and 33 touchdowns, while also rushing for 4,065 yards and 61 touchdowns over his four seasons. Helped lead his high school to its first playoff win in 26 years during his senior season. In his first career start in the 2025 season opener vs UABP, Dickey rushed for a career-high 90 yards on 13 carries with one touchdown, leading a group of Red Raiders that rushed for a team total 294 yards.				
15 WILL HAMMOND R-Fr. 6-2 210					20 J'KOBY WILLIAMS So. 5-10 185				
<ul style="list-style-type: none">Made his first career start at the 2024 Liberty Bowl with high-leverage experience being thrust into the Red Raiders' Oct. 26 contest at TCU, playing the entirety of the second half due to an injury suffered by Behren Morton late in the second quarter. Also saw time in two other games last season that Texas Tech won by large margins (UNT/WVU). Was a consensus four-star prospect by the likes of Rivals, 247Sports, ESPN, and On3 - ranked as high as No. 13 nationally among quarterbacks by both Rivals and On3, as well as 14th by 247Sports and 15th by ESPN. Named one of 10 finalists for the Mr. Texas Football High School Player of the Year Award presented by Dave Campbell's Texas Football. Was the state's leading passer as a senior after completing 61.3 percent of his passes for 3,901 yards and 35 touchdowns, while rushing for an additional 1,077 yards and 19 touchdowns.					<ul style="list-style-type: none">Joined his counterpart Cameron Dickey as one of three true freshmen to not redshirt as he appeared in 10 games, making one start, which came in the Autzone Liberty Bowl. In that bowl game, Williams gained 123 yards on 15 carries, including one touchdown (54-yard run) and added four catches for 32 yards. Williams was recognized as the Offensive Player of the Game (visiting team) for the AutoZone Liberty Bowl. Despite coming from a 2A high school, Williams was tabbed a four-star prospect by On3, ranking 27th nationally among running backs and at No. 55 among prospects from the state of Texas. Chose Texas Tech over the likes of Baylor, Houston, LSU, Michigan, SMU, TCU, Texas, and UCF, and others.				

DEFENSIVE DEPTH CHART: NOTES

TACKLE

0 SKYLER GILL-HOWARD
Sr. | 6-1 | 290

• Started his career at D-II Upper Iowa in 2021 before transferring to NIU (FCS) the following season. A stellar junior season saw him post 76 tackles (41 solo), including 11.5 TFLs and 5.5 sacks. Gil-Howard is 1 of 2 players on the team from Wisconsin. Owns a hairless sphynx cat named "Loco."

33 A.J. HOLMES JR.
Jr. | 6-3 | 300

• Arrives to Lubbock with some familiarity on defense after playing under new defensive coordinator Shiel Wood in 2024, where he started all 12 games at DT. Coming off a single-season career highs in tackles (40) and TFLs (8.5). The "A" in A.J. stands for Anthony.

NOSE

2 LEE HUNTER
Sr. | 6-4 | 330

• Began his career at Auburn (2021) before going to UCF when Guz Malzahn accepted the Knights' job. Rated by ESPN as the No. 2-ranked DT in the transfer portal and named the top returning interior defensive lineman in the Big 12 by PFF. Nickname is "The Fridge" and enjoys trash talking/trolling.

51 JAYDEN COFIELD
So. | 6-2 | 330

• Appeared in all 13 games in 2024, recording two starts - at Washington State (9/7) and the Liberty Bowl (12/27). Enters this season having put on an extra 20 lbs during the offseason.

END

31 DAVID BAILEY
Sr. | 6-3 | 250

• Among the most disruptive edge players in college football with 22.5 tackles for loss and 14.5 sacks during his three seasons at Stanford. Ranked as the highest-rated returning edge player by PFF with a 90.9 grade last season. Does not wear gloves because he wants to feel as light as possible when playing.

11 CHARLES ESTERS III
Sr. | 6-3 | 270

• After missing the first four games last year, Esters III became a regular starter at OLB, playing in all nine games the rest of the way. Capped off the year recording 18 tackles (five solo), including 2 TFLs and half a sack. He goes by the nickname "Chuck."

DOG

9 ROMELLO HEIGHT
Sr. | 6-3 | 240

• Appeared in all 12 games in his only season with Georgia Tech last season - Auburn (2020-21), USC (2022-23). Ranked as the No. 2 OLB in the transfer portal by ESPN. Height, who is from Dublin, Ga., opened his season in 2024 playing in Dublin, Ireland as GT defeated Florida State, 24-21.

18 TERRELL TILMON
Sr. | 6-5 | 240

• Ended the 2024 season at the AutoZone Liberty Bowl with his first career start in his 39th career game. Emerged late in 2024 as a top pass rusher. Entering third season at Tech after first two years at Oregon.

WILL

10 JACOB RODRIGUEZ
Sr. | 6-1 | 235

• Tabbed the 2025 Big 12 Preseason Defensive Player of the Year. Rodriguez was 1 of 7 players on the team to start all 13 games last year, leading the team with 127 tackles (77 solo), 10.5 TFLs, and 5 sacks. Preseason Lombardi, Bednarik, Butkus, and Bronko Nagurski watch list honoree entering 2025.

6 JOHN CURRY
So. | 6-2 | 235

• Born in Lubbock to Red Raider parents Ryan and Jolee Luce. Ryan was on the football and track teams (1999-01) while his mother was a standout WBB player under Marsha Sharp (2000-04). Started his career at 195 lbs, then moved up to 225 lbs in his second season, and enters his 3rd year at 235 lbs.

MIKE

13 BEN ROBERTS
Jr. | 6-3 | 240

• Followed up his freshman All-American season by starting all 13 games in 2024, being 1 of 5 players on defense to do so. Ranked 2nd behind Jacob Rodriguez in tackles with 83 (38 solo), including 4.5 TFLs.

3 BRYCE RAMIREZ
S-Sr. | 6-2 | 235

• 2025 marks the second-straight season Ramirez is a team captain. Limited to only seven games in 2024 after missing the final six contests due to a complication from his previous 2022 injury. Recorded 4 tackles including 1st career sack vs UAPB.

STAR

6 JOHN CURRY
So. | 6-2 | 235

• Born in Lubbock to Red Raider parents Ryan and Jolee Luce. Ryan was on the football and track teams (1999-01) while his mother was a standout WBB player under Marsha Sharp (2000-04). Started his career at 195 lbs, then moved up to 225 lbs in his second season, and enters his 3rd year at 235 lbs.

1 A.J. MCCARTY
Sr. | 6-0 | 195

• Appeared in all 13 games, making 11 starts in 2024. Recorded 32 tackles on the season (20 solo), including 6.5 TFLs and a shared sack. He ranked second on the team in tackles for loss, trailing only linebacker Jacob Rodriguez (10.5). The "A" in A.J. stands for Adonis.

CORNERBACK

20 DONTAE BALFOUR
Sr. | 6-1 | 185

• Spent his first two seasons (2021-22) of collegiate career at North Carolina and the next two at Charlotte (2023-24). Started at cornerback in all 12 games in 2024, serving as a game captain in six of those. Grew up in Starke, Fla., which is about 45 minutes SW of Jacksonville. His favorite cornerback growing up was Jalen Ramsey.

4 MAURION HORN
Jr. | 5-11 | 190

• Was 1 of 2 defensive backs last season to start in all 13 games and 1 of 7 on both sides of the ball to do so. Finished fourth on the team with 56 total tackles (31 solo), including 3 TFLs. A consensus 4-star recruit by 247Sports, Rivals and ESPN, Texas Tech was his first offer.

STRONG SAFETY

7 BRENDEN JORDAN
Jr. | 6-0 | 205

• Appeared in all 13 games in 2024, making two starts - at Iowa State and the Autozone Liberty Bowl. Ranked sixth on the team with 36 tackles (18 solo) to go along with three pass breakups in the secondary. Recorded his first interception on the roof at Houston this season.

15 OLIVER MILES III
R-Fr. | 6-2 | 190

• Utilized his redshirt in 2024, closing out the season by making an appearance in the AutoZone Liberty Bowl. Four-sport athlete at El Campo, starring in baseball, basketball, and track and field. His 2023 triple jump of 50'-10" would've scored 5th at Big 12s that year and 6th this year.

FREE SAFETY

5 COLE WISNIEWSKI
Sr. | 6-4 | 220

• Arrived at Texas Tech following five years at FCS powerhouse North Dakota State with two national championships during that span (2021, 2024). Missed the entire '24 season with a foot injury he suffered during summer workouts. Lettered on the high school cheer team one year for being the mascot.

24 MALIK ESQUERRA
R-Fr. | 6-3 | 205

• Utilized his redshirt in 2024 before appearing in the final two games of the season against West Virginia (11/30) and the AutoZone Liberty Bowl. Towards the final month of the year, Esquerra made himself onto the two-deep, listed as C.J. Baskerville's backup.

CORNERBACK

14 BRICE POLLACK
Jr. | 6-0 | 195

• Began his collegiate career at Mississippi State (2023-24), where he appeared in 11 games (3 starts) as a true freshman before starting all 12 games at corner last season. Previously was recruited by and played for Texas Tech cornerbacks coach Darcel McBath. Leads the Red Raiders' secondary with 3 INTs.

27 AMIER BOYD
Jr. | 6-2 | 190

• Spent the first three seasons of his career at UTEP (2022-24), seeing action in 20 games with five career starts. Four of those came in 2024, where he played in nine games with 16 tackles, 1 TFL, 2 INTs, 3 pass breakups, 1 FF, and 1 FR. Favorite childhood memory is going to Disney World with his grandpa.

NUMERICAL ROSTER

NO	PLAYER	POS	HT	WT	YR-EX	HOMETOWN (HIGH SCHOOL)
0	Skyler Gill-Howard	DL	6-1	290	Sr-TR	Milwaukee, Wis. (Greenfield)
0	Quinten Joyner	RB	5-11	215	So-TR	Austin, Texas (Manor)
1	A.J. McCarty	S	6-0	195	Sr-1L	Brownwood, Texas (Brownwood)
1	Reggie Virgil	WR	6-3	190	Sr-TR	Apopka, Fla. (Mount Dora Christian Academy)
2	Lee Hunter	DL	6-4	330	Sr-TR	Mobile, Ala. (Blount)
2	Behren Morton	QB	6-2	210	Sr-3L	Eastland, Texas (Eastland)
3	Coy Eakin	WR	6-2	210	Jr-2L	Stephenville, Texas (Stephenville)
3	Bryce Ramirez*	LB	6-2	235	Sr-3L	Missouri City, Texas (George Ranch)
4	Maurion Horn	CB	5-11	190	Jr-2L	Broken Arrow, Okla. (Broken Arrow)
4	T.J. West	WR	6-1	195	So-SQ	Houston, Texas (Humble)
5	Caleb Douglas	WR	6-4	205	Sr-1L	Missouri City, Texas (Hightower)
5	Cole Wisniewski	S	6-4	220	Sr-TR	Sparta, Wis. (Sparta)
6	John Curry	LB	6-2	235	So-1L	Lubbock, Texas (Coronado)
6	Kelby Valsin	WR	6-1	195	So-1L	Arlington, Texas (Bowie)
7	Terrance Carter Jr.	TE	6-2	245	Jr-TR	Killeen, Texas (Harker Heights)
7	Brenden Jordan	S	6-0	205	Jr-2L	Mansfield, Texas (Mansfield)
8	E'Maurion Banks	DL	6-5	300	Sr-2L	Wichita Falls, Texas (Rider)
8	Cameron Dickey	RB	5-10	215	So-1L	Austin, Texas (Crockett)
9	Romello Height	OLB	6-3	240	Sr-TR	Dublin, Ga. (Dublin)
9	Johncarlos Miller II	TE	6-5	240	Sr-1L	Greensboro, N.C. (Dudley)
10	Lloyd Jones III	QB	6-4	215	Fr-HS	Hitchcock, Texas (Hitchcock)
10	Jacob Rodriguez	LB	6-1	235	Sr-2L	Wichita Falls, Texas (Rider)
11	Charles Esters III	OLB	6-3	270	Sr-2L	Cedar Hill, Texas (Cedar Hill)
11	Tyson Turner	WR	6-2	215	Fr-RS	Bryan, Texas (Bryan)
12	Mitch Griffis	QB	6-0	195	Sr-TR	Ashburn, Va. (Broad Run)
12	Macho Stevenson	CB	6-1	190	So-1L	Shreveport, La. (Captain Shreve)
13	Price Morgan	WR	5-11	190	Jr-RS	Round Rock, Texas (Pflugerville Weiss)
13	Ben Roberts	LB	6-3	240	Jr-2L	Haslet, Texas (Eaton)
14	Micah Hudson	WR	6-0	200	So-1L	Temple, Texas (Lake Belton)
14	Brice Pollock	CB	6-0	195	Jr-TR	Snellville, Ga. (Shiloh)
15	Will Hammond	QB	6-2	210	Fr-RS	Austin, Texas (Hutto)
15	Oliver Miles III	S	6-2	190	Fr-RS	El Campo, Texas (El Campo)
16	Ashton Hampton	CB	6-0	170	Fr-RS	Pearland, Texas (Pearland)
16	Holden Phillips	QB	6-1	210	Fr-HS	Lubbock, Texas (Frenship)
17	Peyton Morgan	S	6-0	180	Fr-RS	Round Rock, Texas (Pflugerville Weiss)
17	Leyton Stone	WR	6-3	200	Fr-HS	Lubbock, Texas (Frenship)
18	Roy Alexander	WR	5-11	200	Sr-TR	Fort Myers, Fla. (Riverdale)
18	Terrell Tilmon	OLB	6-5	240	Sr-2L	Arlington, Texas (Mansfield Timberview)
19	Quintaelyn Joyner	S	6-0	200	Fr-HS	Austin, Texas (Bastrop)
19	Haydon Wiginton	WR	5-11	190	Sr-1L	Midlothian, Texas (Heritage)
20	Dontae Balfour	CB	6-1	185	Sr-TR	Starke, Fla. (Bradford)
20	J'Koby Williams	RB	5-10	185	So-1L	Beckville, Texas (Beckville)
21	Miquel Dingle Jr.	S	6-2	225	So-1L	Charleston, S.C. (Byrnes)
21	Tristian Gentry	WR	6-0	180	Fr-HS	Stephenville, Texas (Stephenville)
22	Marcus Ramon-Edwards	S	6-3	225	So-SQ	Lubbock, Texas (Trinity)
23	Tarrion Grant	CB	6-2	190	So-TR	Sumter, S.C. (Siegel)
23	Adam Hill	RB	6-1	230	Fr-RS	Albany, Texas (Albany)
24	Malik Esquerra	S	6-3	205	Fr-RS	Killeen, Texas (Shoemaker)
25	Chapman Lewis	S	6-1	185	Jr-2L	Burleson, Texas (Burleson Centennial)
26	Deante Lindsay	CB	6-1	185	Fr-HS	Ada, Okla. (Ada)
27	Upton Bellenfant	K	6-1	190	Jr-TR	Murfreesboro, Tenn. (Stewarts Creek)
27	Amier Boyd	CB	6-2	190	Jr-TR	Phoenix, Ariz. (Mountain Pointe)
28	Braylan McDonald	S	6-0	195	Fr-HS	Terrell, Texas (Lancaster)
29	Chief Collins	S	6-0	200	Sr-2L	Lucas, Texas (Lovejoy)
30	Mikal Harrison-Pilot	S	6-0	215	So-SQ	Temple, Texas (Temple)
31	David Bailey	OLB	6-3	250	Sr-TR	Irvine, Calif. (Mater Dei)
32	Cheta Ofili	OLB	6-4	240	Fr-RS	Rowlett, Texas (Sachse)
33	A.J. Holmes Jr.	DL	6-3	300	Jr-TR	Houston, Texas (Westfield)
33	Loic Tshibangu	RB	6-0	215	Jr-SQ	Uccle, Belgium (IMI Secondaire)
34	Trent Low*	LB	6-1	220	Sr-2L	Midland, Texas (Midland Lee)
35	Gage Elder	LB	5-11	220	Sr-1L	Rockwall, Texas (Rockwall)
35	Michael Henderson III	RB	5-9	175	Fr-HS	Dallas, Texas (Wylie East)

NUMERICAL ROSTER

NO	PLAYER	POS	HT	WT	YR-EX	HOMETOWN (HIGH SCHOOL)
36	Justin Horne	LB	6-0	225	So-1L	New Orleans, La. (John Curtis Christian)
37	Ian Hershey	P/K	5-11	190	Jr-TR	Pocatello, Idaho (Highland)
39	Luke Dillingham	S	6-1	205	Sr-SQ	Brock, Texas (Brock)
40	Wesley Smith	LB	5-10	220	Jr-2L	Midland, Texas (Legacy)
41	Jack Burgess	P	6-3	210	Sr-1L	Bacchus Marsh, Victoria, Australia (St. Patrick's College)
43	Chris Lemons	LB	6-2	220	So-SQ	Prosper, Texas (Prosper)
45	Brock Golwas	LB	6-1	235	Fr-HS	Flower Mound, Texas (Marcus)
46	Tanner Allen	DL	6-3	280	Jr-SQ	Bryan, Texas (Bryan)
47	Rylan Vagana	LS	6-0	215	Fr-RS	Huntington Beach, Calif. (Mater Dei)
48	Stone Harrington	K	6-3	200	Jr-1L	Colleyville, Texas (Colleyville Heritage)
50	Patrick McMath	OL	6-4	285	Fr-HS	Katy, Texas (Katy)
50	Eddy Smith	OLB	6-6	275	Fr-RS	Pearland, Texas (Pearland Dawson)
51	Jayden Cofield	DL	6-2	330	So-1L	Austin, Texas (Manor)
52	Cash Cleveland	OL	6-2	305	So-TR	Rockwall, Texas (IMG Academy)
53	Holton Hendrix	OL	6-4	295	Fr-RS	Lubbock, Texas (Lubbock Cooper)
56	Davion Carter^	OL	6-0	295	Sr-1L	Pearl, Miss. (Pearl)
57	Hunter Zambrano	OL	6-5	310	Sr-TR	Weston, Fla. (University)
61	Connor Carty	OL	6-4	290	Fr-HS	Prosper, Texas (Prosper)
64	Jurrien Loftin	OL	6-5	300	Jr-SQ	Aledo, Texas (Aledo)
65	D'Anthis Upshaw Jr.	OL	6-5	305	Fr-RS	Irving, Texas (Irving)
66	Jackson Hildebrand	OL	6-2	295	Fr-RS	San Antonio, Texas (Alamo Heights)
68	Ren Brown	OL	6-4	305	Fr-HS	Stanton, Neb. (Stanton)
70	Jacob Ponton	OL	6-8	305	Fr-RS	Dripping Springs, Texas (Dripping Springs)
71	Vinny Sciury^	OL	6-4	295	Sr-RS	Massillon, Ohio (Perry)
72	Sheridan Wilson	OL	6-5	300	Jr-1L	Argyle, Texas (Argyle)
73	Danilo Guberinich	OL	6-5	285	Fr-HS	Ann Arbor, Mich. (Detroit Catholic Central)
74	Daniel Sill	OL	6-5	310	So-SQ	College Station, Texas (A&M Consolidated)
75	Garin Maley	OL	6-5	275	Fr-HS	La Vista, Neb. (Papillion-La Vista)
76	Will Jados	OL	6-7	305	Sr-TR	Westerville, Ohio (Westerville Central)
77	Elias Gillen	OL	6-6	300	Fr-HS	Rapid City, S.D. (Stevens)
78	Ellis Davis	OL	6-7	300	Fr-RS	Prosper, Texas (Prosper)
79	Howard Sampson	OL	6-8	340	Jr-TR	Houston, Texas (Humble)
80	Kai Powell	WR	5-11	180	So-TR	Spring, Texas (Klein)
83	Jack Esparza	TE	6-4	245	Jr-SQ	Austin, Texas (St. Michael's Catholic)
84	Michael Dever	WR	6-1	195	Fr-HS	Lubbock, Texas (Lubbock Cooper)
85	Bryson Jones	WR	6-3	190	Fr-HS	Frisco, Texas (Lone Star)
85	Dylan Spencer	OLB	6-5	250	So-1L	Orange, Texas (C.E. King)
86	Sean Robinson	TE	6-5	215	Fr-HS	Greenbrae, Calif. (Cibola Steele)
88	Trey Jackson	TE	6-5	240	Fr-RS	Dallas, Texas (South Oak Cliff)
88	Amier Washington	DL	6-2	270	So-1L	Orange, Texas (Little Cypress-Mauriceville)
89	Jason Llewellyn	TE	6-5	255	Jr-1L	Aledo, Texas (Aledo)
90	Ansel Nedore	OLB	6-3	270	So-1L	Round Rock, Texas (Round Rock)
92	Kasen Long	DL	6-5	270	Fr-RS	Shallowater, Texas (Shallowater)
93	Dylan Singleton	DL	6-5	290	Fr-HS	New Iberia, La. (Loreauville)
94	Braylon Rigsby	OLB	6-2	275	So-1L	Woodville, Texas (Woodville)
96	Keyshawn Williams	DL	6-3	325	Fr-RS	Houston, Texas (Dekaney)
97	Charles Anderson Jr.	OLB	6-6	280	Fr-RS	Houston, Texas (Pearland Dawson)

PHONETIC ROSTER visit the [TexasTech.com](#) football roster page for audio pronunciations powered by The Name Engine



•2 Behren Morton - <i>BARE-en</i>	•19 Haydon Wiginton - <i>HAY-dun, WIG-in-tun</i>	•56 Davion Carter - <i>DAY-vee-on</i>
•3 Coy Eakin - <i>AY-kin</i>	•19 Quintaelyn Joyner - <i>kwin-TAY-lin</i>	•64 Jurrien Lofton - <i>JER-ee-in</i>
•4 Maurion Horn - <i>MAR-ee-ahn</i>	•21 Miquel Dingle Jr. - <i>MY-kell, DING-gull</i>	•65 D'Anthis Upshaw Jr. - <i>dee-ANN-thiss</i>
•5 Cole Wisniewski - <i>wiss-NESS-kee</i>	•23 Tarrion Grant - <i>tuh-RON</i>	•70 Jacob Ponton - <i>PONT-in</i>
•6 Kelby Valsin - <i>VAL-sin</i>	•24 Malik Esquerra - <i>muh-LEEK, eh-SCARE-uh</i>	•71 Vinny Scurry - <i>SKIR-ee</i>
•8 E'Maurion Banks - <i>ee-MAR-ee-on</i>	•30 Mikal Harrison-Pilot - <i>mih-KALE</i>	•73 Danilo Guberinich - <i>dan-EE-low, goo-ber-IN-itch</i>
•10 Jacob Rodriguez - <i>rod-REE-gez</i>	•32 Cheta Ofili - <i>CHET-uh, oh-FEE-lee</i>	•76 Will Jados - <i>JAY-doce</i>
•11 Charles Esters III - <i>ESS-sters</i>	•36 Justin Horne - <i>HORN</i>	•83 Jack Esparza - <i>eh-SPAR-zuh</i>
•12 Mitch Griffis - <i>GRIFF-iss</i>	•41 Jack Burgess - <i>BER-jess</i>	•89 Jason Llewellyn - <i>loo-ELL-in</i>
•14 Brice Pollock - <i>PDE-lock</i>	•45 Brock Golwas - <i>GOLE-wahss</i>	•90 Ansel Nedore - <i>nuh-DORE-ee</i>
•18 Terrell Tilmon - <i>ter-ELL, TILL-min</i>	•47 Rylan Vagana - <i>RYE-len, vuh-GAH-nuh</i>	



ROSTER BREAKDOWN BY POSITION

QUARTERBACKS

2	Behren Morton	6-2	210	Sr-3L	Eastland, Texas (Eastland)
10	Lloyd Jones III	6-4	215	Fr-HS	Hitchcock, Texas (Hitchcock)
12	Mitch Griffis	6-0	195	Sr-TR	Ashburn, Va. (Broad Run)
15	Will Hammond	6-2	210	Fr-RS	Austin, Texas (Hutto)
16	Holden Phillips	6-1	210	Fr-HS	Lubbock, Texas (Frenship)

RUNNING BACKS

0	Quinten Joyner	5-11	215	So-TR	Austin, Texas (Manor)
8	Cameron Dickey	5-10	215	So-1L	Austin, Texas (Crockett)
20	J'Koby Williams	5-10	185	So-1L	Beckville, Texas (Beckville)
23	Adam Hill	6-1	230	Fr-RS	Albany, Texas (Albany)
33	Loic Tshibangu	6-0	215	Jr-SQ	Uccle, Belgium (IMI Secondaire)
35	Michael Henderson III	5-9	175	Fr-HS	Dallas, Texas (Wylie East)

TIGHT ENDS

7	Terrance Carter Jr.	6-2	245	Jr-TR	Killeen, Texas (Harker Heights)
9	Johncarlos Miller II	6-5	240	Sr-1L	Greensboro, N.C. (Dudley)
83	Jack Esparza	6-4	245	Jr-SQ	Austin, Texas (St. Michael's Catholic)
86	Sean Robinson	6-5	215	Fr-HS	Greenbrae, Calif. (Cibolo Steele)
88	Trey Jackson	6-5	240	Fr-RS	Dallas, Texas (South Oak Cliff)
89	Jason Llewellyn	6-5	255	Jr-1L	Aledo, Texas (Aledo)

WIDE RECEIVERS

1	Reggie Virgil	6-3	190	Sr-TR	Apopka, Fla. (Mount Dora Christian Academy)
3	Coy Eakin	6-2	210	Jr-2L	Stephenville, Texas (Stephenville)
4	TJ West	6-1	195	So-SQ	Houston, Texas (Humble)
5	Caleb Douglas	6-4	205	Sr-1L	Missouri City, Texas (Hightower)
6	Kelby Valsin	6-1	195	So-1L	Arlington, Texas (Bowie)
11	Tyson Turner	6-2	215	Fr-RS	Bryan, Texas (Bryan)
13	Price Morgan	5-11	190	Jr-RS	Round Rock, Texas (Pflugerville Weiss)
14	Micah Hudson	6-0	200	So-1L	Temple, Texas (Lake Belton)
17	Leyton Stone	6-3	200	Fr-HS	Lubbock, Texas (Frenship)
18	Roy Alexander	5-11	200	Sr-TR	Fort Myers, Fla. (Riverdale)
19	Haydon Wiginton	5-11	190	Sr-1L	Midlothian, Texas (Heritage)
21	Tristian Gentry	6-0	180	Fr-HS	Stephenville, Texas (Stephenville)
80	Kai Powell	5-11	180	So-TR	Spring, Texas (Klein)
84	Michael Dever	6-1	195	Fr-HS	Lubbock, Texas (Lubbock Cooper)
85	Bryson Jones	6-3	190	Fr-HS	Frisco, Texas (Lone Star)

OFFENSIVE LINE

50	Patrick McMath	6-4	285	Fr-HS	Katy, Texas (Katy)
52	Cash Cleveland	6-2	305	So-TR	Rockwall, Texas (IMG Academy)
53	Holton Hendrix	6-4	295	Fr-RS	Lubbock, Texas (Lubbock Cooper)
56	Davion Carter^	6-0	295	Sr-1L	Pearl, Miss. (Pearl)
57	Hunter Zambrano	6-5	310	Sr-TR	Weston, Fla. (University)
61	Connor Carty	6-4	290	Fr-HS	Prosper, Texas (Prosper)
64	Jurrien Loftin	6-5	300	Jr-SQ	Aledo, Texas (Aledo)
65	D'Anthis Upshaw Jr.	6-5	305	Fr-RS	Irving, Texas (Irving)
66	Jackson Hildebrand	6-2	295	Fr-RS	San Antonio, Texas (Alamo Heights)
68	Ren Brown	6-4	305	Fr-HS	Stanton, Neb. (Stanton)
70	Jacob Ponton	6-8	305	Fr-RS	Dripping Springs, Texas (Dripping Springs)
71	Vinny Sciury^	6-4	295	Sr-RS	Massillon, Ohio (Perry)
72	Sheridan Wilson	6-5	300	Jr-1L	Argyle, Texas (Argyle)
73	Danilo Guberinich	6-5	285	Fr-HS	Ann Arbor, Mich. (Detroit Catholic Central)
74	Daniel Sill	6-5	310	So-SQ	College Station, Texas (A&M Consolidated)
75	Garin Maley	6-5	275	Fr-HS	La Vista, Neb. (Papillion-La Vista)
76	Will Jados	6-7	305	Sr-TR	Westerville, Ohio (Westerville Central)
77	Elias Gillen	6-6	300	Fr-HS	Rapid City, S.D. (Stevens)
78	Ellis Davis	6-7	300	Fr-RS	Prosper, Texas (Prosper)
79	Howard Sampson	6-8	340	Jr-TR	Houston, Texas (Humble)

SPECIALISTS

27	Upton Bellenfant	6-1	190	Jr-TR	Murfreesboro, Tenn. (Stewarts Creek)
37	Ian Hershey	5-11	190	Jr-TR	Pocatello, Idaho (Highland)
41	Jack Burgess	6-3	210	Sr-1L	Bacchus Marsh, Victoria, Australia (St. Patrick's College)
47	Rylan Vagana	6-0	215	Fr-RS	Huntington Beach, Calif. (Mater Dei)
48	Stone Harrington	6-3	200	Jr-1L	Colleyville, Texas (Colleyville Heritage)

ALPHABETICAL

NAME	NO	POS
Alexander, Roy	18	WR
Allen, Tanner	46	DL
Anderson Jr., Charles	97	OLB
Bailey, David	31	OLB
Balfour, Dontae	20	CB
Banks, E'Maurion	8	DL
Bellenfant, Upton	27	K
Boyd, Amier	27	CB
Brown, Ren	68	OL
Burgess, Jack	41	P
Carter, Davion	56	OL
Carter Jr., Terrance	7	TE
Carty, Connor	61	OL
Cleveland, Cash	52	OL
Cofield, Jayden	51	DL
Collins, Chief	29	S
Curry, John	6	LB
Davis, Ellis	78	OL
Dever, Michael	84	WR
Dickey, Cameron	8	RB
Dillingham, Luke	39	S
Dingle Jr., Miquel	21	S
Douglas, Caleb	5	WR
Eakin, Coy	3	WR
Elder, Gage	35	LB
Esparza, Jack	83	TE
Esquerra, Malik	24	S
Esters III, Charles	11	OLB
Gentry, Tristian	21	WR
Gill-Howard, Skyler	0	DL
Gillen, Elias	77	OL
Golwas, Brock	45	LB
Grant, Tarrion	23	CB
Griffis, Mitch	12	QB
Guberinich, Danilo	73	OL
Hammond, Will	15	QB
Hampton, Ashton	16	CB
Harrington, Stone	48	K
Harrison-Pilot, Mikal	30	S
Height, Romello	9	OLB
Henderson III, Michael	35	RB
Hendrix, Holton	53	OL
Hershey, Ian	37	P/K
Hildebrand, Jackson	66	OL
Hill, Adam	23	RB
Holmes Jr., A.J.	33	DL
Horn, Maurion	4	CB
Horne, Justin	36	LB
Hudson, Micah	14	WR
Hunter, Lee	2	DL
Jackson, Trey	88	TE
Jados, Will	76	OL
Jones, Bryson	85	WR
Jones III, Lloyd	10	QB
Jordan, Brenden	7	S
Joyner, Quintaelyn	19	S
Joyner, Quinten	0	RB
Lemons, Chris	43	LB
Lewis, Chapman	25	S
Lindsay, Deante	26	CB
Llewellyn, Jason	89	TE
Loftin, Jurrien	64	OL



ALPHABETICAL

NAME	NO	POS
Long, Kasen	92	DL
Low, Trent	34	LB
Maley, Garin	75	OL
McCarty, A.J.	1	S
McDonald, Braylan	28	S
McMath, Patrick	50	OL
Miles III, Oliver	15	S
Miller II, JohnCarlos	9	TE
Morgan, Peyton	17	S
Morgan, Price	13	WR
Morton, Behren	2	QB
Nedore, Ansel	90	OLB
Ofili, Cheta	32	OLB
Phillips, Holden	16	QB
Pollock, Brice	14	CB
Ponton, Jacob	70	OL
Powell, Kai	80	WR
Ramirez, Bryce	3	LB
Ramon-Edwards, Marcus	22	S
Rigsby, Braylon	94	DL
Roberts, Ben	13	LB
Robinson, Sean	86	TE
Rodriguez, Jacob	10	LB
Sampson, Howard	79	OL
Sciury, Vinny	71	OL
Sill, Daniel	63	OL
Singleton, Dylan	93	DL
Smith, Eddy	50	OLB
Smith, Wesley	40	LB
Spencer, Dylan	85	OLB
Stevenson, Macho	12	CB
Stone, Leyton	17	WR
Tilmon, Terrell	18	OLB
Tshibangu, Loic	33	RB
Turner, Tyson	11	WR
Upshaw Jr., D'Anthis	65	OL
Vagana, Rylan	47	LS
Valsin, Kelby	6	WR
Virgil, Reggie	1	WR
Washington, Amier	88	DL
West, TJ	4	WR
Wiginton, Haydon	19	WR
Williams, J'Koby	20	RB
Williams, Keyshawn	96	DL
Wilson, Sheridan	72	OL
Wisniewski, Cole	5	S
Zambrano, Hunter	57	OL

ROSTER BREAKDOWN BY POSITION

DEFENSIVE LINE						
0	Skyler Gill-Howard	6-1	290	Sr-TR	Milwaukee, Wis. (Greenfield)	
2	Lee Hunter	6-4	330	Sr-TR	Mobile, Ala. (Blount)	
8	E'Maurion Banks	6-5	300	Sr-2L	Wichita Falls, Texas (Rider)	
33	A.J. Holmes Jr.	6-3	300	Jr-TR	Houston, Texas (Westfield)	
46	Tanner Allen	6-3	280	Jr-SQ	Bryan, Texas (Bryan)	
51	Jayden Cofield	6-2	330	So-1L	Austin, Texas (Manor)	
88	Amier Washington	6-2	270	So-1L	Orange, Texas (Little Cypress-Mauriceville)	
92	Kasen Long	6-5	270	Fr-RS	Shallowater, Texas (Shallowater)	
93	Dylan Singleton	6-5	290	Fr-HS	New Iberia, La. (Loreauville)	
96	Keyshawn Williams	6-3	325	Fr-RS	Houston, Texas (Dekaney)	
97	Charles Anderson Jr.	6-6	280	Fr-RS	Houston, Texas (Pearland Dawson)	

OUTSIDE LINEBACKERS						
9	Romello Height	6-3	240	Sr-TR	Dublin, Ga. (Dublin)	
11	Charles Esters III	6-3	270	Sr-2L	Cedar Hill, Texas (Cedar Hill)	
18	Terrell Tilmon	6-5	240	Sr-2L	Arlington, Texas (Mansfield Timberview)	
31	David Bailey	6-3	250	Sr-TR	Irvine, Calif. (Mater Dei)	
32	Cheta Ofili	6-4	240	Fr-RS	Rowlett, Texas (Sachse)	
50	Eddy Smith	6-6	275	Fr-RS	Pearland, Texas (Pearland Dawson)	
85	Dylan Spencer	6-5	250	So-1L	Orange, Texas (C.E. King)	
90	Ansel Nedore	6-3	270	So-1L	Round Rock, Texas (Round Rock)	
94	Braylon Rigsby	6-2	275	So-1L	Woodville, Texas (Woodville)	

INSIDE LINEBACKERS						
3	Bryce Ramirez^	6-2	235	Sr-3L	Missouri City, Texas (George Ranch)	
6	John Curry	6-2	235	So-1L	Lubbock, Texas (Coronado)	
10	Jacob Rodriguez	6-1	235	Sr-2L	Wichita Falls, Texas (Rider)	
13	Ben Roberts	6-3	240	Jr-2L	Haslet, Texas (Eaton)	
34	Trent Low^	6-1	220	Sr-2L	Midland, Texas (Midland Lee)	
35	Gage Elder	5-11	220	Sr-1L	Rockwall, Texas (Rockwall)	
36	Justin Horne	6-0	225	So-1L	New Orleans, La. (John Curtis Christian)	
40	Wesley Smith	5-10	220	Jr-2L	Midland, Texas (Legacy)	
43	Chris Lemons	6-2	220	So-SQ	Prosper, Texas (Prosper)	
45	Brock Golwas	6-1	235	Fr-HS	Flower Mound, Texas (Marcus)	

SAFETIES						
1	A.J. McCarty	6-0	195	Sr-1L	Brownwood, Texas (Brownwood)	
5	Cole Wisniewski	6-4	220	Sr-TR	Sparta, Wis. (Sparta)	
7	Brenden Jordan	6-0	205	Jr-2L	Mansfield, Texas (Mansfield)	
15	Oliver Miles III	6-2	190	Fr-RS	El Campo, Texas (El Campo)	
17	Peyton Morgan	6-0	180	Fr-RS	Round Rock, Texas (Pflugerville Weiss)	
19	Quintaelyn Joyner	6-0	200	Fr-HS	Austin, Texas (Bastrop)	
21	Miquel Dingle Jr.	6-2	225	So-1L	Charleston, S.C. (Byrnes)	
22	Marcus Ramon-Edwards	6-3	225	So-SQ	Lubbock, Texas (Trinity Christian)	
24	Malik Esquerra	6-3	205	Fr-RS	Killeen, Texas (Shoemaker)	
25	Chapman Lewis	6-1	185	Jr-2L	Burleson, Texas (Burleson Centennial)	
28	Braylan McDonald	6-0	195	Fr-HS	Terrell, Texas (Lancaster)	
29	Chief Collins	6-0	200	Sr-2L	Lucas, Texas (Lovejoy)	
30	Mikal Harrison-Pilot	6-0	215	So-SQ	Temple, Texas (Temple)	
39	Luke Dillingham	6-1	205	Sr-SQ	Brock, Texas (Brock)	

CORNERBACKS						
4	Maurion Horn	5-11	190	Jr-2L	Broken Arrow, Okla. (Broken Arrow)	
12	Macho Stevenson	6-1	190	So-1L	Shreveport, La. (Captain Shreve)	
14	Brice Pollock	6-0	195	Jr-TR	Snellville, Ga. (Shiloh)	
16	Ashton Hampton	6-0	170	Fr-RS	Pearland, Texas (Pearland)	
20	Dontae Balfour	6-1	185	Sr-TR	Starke, Fla. (Bradford)	
23	Tarrion Grant	6-2	190	So-TR	Sumter, S.C. (Siegel)	
26	Deante Lindsay	6-1	185	Fr-HS	Ada, Okla. (Ada)	
27	Amier Boyd	6-2	190	Jr-TR	Phoenix, Ariz. (Mountain Pointe)	

ROSTER KEY
^ represents Super Senior who is utilizing COVID season for final year of eligibility

INDIVIDUAL | SINGLE-GAME CAREER HIGHS

PASSING

	Completions		Attempts		Yards		
Name	2025	Career	2025	Career	2025	Career	300-YD Passing Games (career)
#2 Behren Morton	28 (at Houston)	39 ('22 at Oklahoma St.)	40 (at Houston)	62 ('22 at Oklahoma St.)	464 (vs. Oregon St.)	464 ('25 vs. Oregon St.)	8
#12 Mitch Griffis	2 (2x, last vs. Kent St.)	24 ('23 at Old Dominion)*	3 (vs. UAPB)	41 ('23 at Old Dominion)*	21 (vs. UAPB)	329 ('23 vs. Elon)*	2
#15 Will Hammond	13 (at Utah)	20 ('24 vs. Arkansas)	16 (at Utah)	34 ('24 vs. Arkansas)	169 (at Utah)	280 ('24 vs. Arkansas)	0
	Longest Pass		Touchdowns		Interceptions		
Name	2025	Career	2025	Career	2025	Career	
#2 Behren Morton	73 (at Utah)	73 ('25 at Utah)	4 (2x, last vs. Oregon St.)	5 ('24 vs. ACU)	2 (at Utah)	3 (2x, last '23 at Texas)	
#12 Mitch Griffis	13 (vs. UAPB)	69 ('23 vs. Elon)*	1 (vs. UAPB)	3 (3x, last '23 vs. ODU)*	<i>has not happened</i>	2 (2x, last '23 vs. Ga. Tech)*	
#15 Will Hammond	38 (vs. Kent St.)	47 ('24 vs. Arkansas)	2 (at Utah)	2 ('25 at Utah)	1 (vs. Oregon St.)	2 ('24 vs. Arkansas)	

RUSHING

Name	Attempts		Yards	TDs	Longest Career	100-Yd Games
	2025	Career				
#8 Cameron Dickey	21 (at Houston)	21 ('25 at Houston)	2025	Career	Run	
#20 J'Koby Williams	19 (at Houston)	19 ('25 at Houston)	98 (at Houston)	2 (2x, last at Utah)	37 ('24 vs. North Texas)	0
#23 Adam Hill	16 (vs. Kent St.)	16 ('25 vs. Kent St.)	107 (at Houston)	2 (at Houston)	54 ('24 vs. Arkansas)	2
			127 (vs. Kent St.)	<i>has not happened</i>	36 ('25 vs. Kent St.)	1
<i>Quarterbacks</i>						
#2 Behren Morton	7 (at Houston)	17 ('22 at Oklahoma St.)	4 (vs. Kent St.)	<i>has not happened</i>	1 (6x, last '24 vs. UNT)	26 ('24 vs. Cincinnati)
#12 Mitch Griffis	2 (vs. Kent St.)	20 ('23 vs. Ga. Tech)*	13 (vs. Kent St.)	<i>has not happened</i>	2 ('23 at Duke)*	27 ('23 vs. Ga. Tech)*
#15 Will Hammond	8 (at Utah)	8 (2x, last '25 at Utah)	64 (vs. UAPB)	1 (2x, last vs. Kent St.)	1 (4x, last '25 vs. Kent St.)	64 ('25 vs. UAPB)

RECEIVING

Name	Receptions		Yards	TDs	Longest Career	100-Yd Games
	2025	Career				
#1 Reggie Virgil	6 (at Utah)	6 (2x, last '25 at Utah)*	2025	Career	Reception	
#3 Coy Eakin	10 (at Houston)	10 ('25 at Houston)	72 (at Utah)	2 (vs. Kent St.)	75 ('24 at E. Michigan)*	3
#5 Caleb Douglas	7 (at Houston)	9 ('2x, last '24 at TCU)	123 (vs. Oregon St.)	1 (3x, last vs. Oregon St.)	70 ('24 vs. North Texas)	3
#6 Kelby Valsin	1 (2x, last vs. Kent St.)	2 ('24 vs. Arkansas)	114 (at Houston)	1 (vs. Oregon St.)	62 ('22 vs. E. Wash.)	5
#7 Terrance Carter Jr.	7 (at Utah)	7 (3x, last '25 at Utah)*	18 (vs. UAPB)	<i>has not happened</i>	18 ('25 vs. UAPB)	0
#9 John Carlos Miller II	2 (2x, last vs. Kent St.)	5 ('23 at Delaware)*	102 (vs. Oregon St.)	2 (vs. UAPB)	74 ('24 vs. App. State)*	*2/1
#14 Micah Hudson	2 (vs. UAPB)	3 ('24 vs. North Texas)	24 (vs. UAPB)	<i>has not happened</i>	70 ('23 at Delaware)*	*1/0
#18 Roy Alexander	3 (vs. Kent St.)	13 ('24 at S. Dakota St.)*	20 (vs. UAPB)	<i>has not happened</i>	38 ('24 at Arizona)	0
			31 (vs. Kent St.)	<i>has not happened</i>	67 ('21 at NDSU)*	*6/0
<i>Running Backs</i>						
#8 Cameron Dickey	3 (at Utah)	5 ('24 at Washington St.)	69 (at Houston)	1 (at Houston)	1 (2x, last '25 at Houston)	69 ('25 at Houston)
#20 J'Koby Williams	7 (vs. Oregon St.)	7 ('25 vs. Oregon St.)	116 (vs. Oregon St.)	1 (vs. Oregon St.)	1 (2x, last '25 vs. Oregon St.)	73 ('25 at Utah)

DEFENSE

Name	Tackles		Sacks	TFLs	INT
	2025	Career			
#0 Skyler Gilt-Howard	4 (vs. Kent St.)	7 ('24 at Bowling Green)*	2025	Career	1 ('25 vs. Kent State)
#1 A.J. McCarty	4 (at Houston)	9 ('22 at Iowa St.)	0.5 (vs. UAPB)	1.0 (2x, last at Utah)	1 (3x)*
#2 Lee Hunter	5 (vs. Oregon St.)	9 ('23 vs. Baylor)*	<i>has not happened</i>	1.0 (vs. UAPB)	<i>has not happened</i>
#3 Bryce Ramirez	4 (vs. UAPB)	7 ('23 at BYU)	0.5 (vs. UAPB)	0.5 (2x, last vs. Oregon St.)	1 ('24 vs. UNT)
#4 Maurion Horn	<i>has not happened</i>	11 ('24 vs. ACU)	1.0 (vs. UAPB)	1.0 (vs. UAPB)	<i>has not happened</i>
#5 Cole Wisniewski	8 (2x, last at Utah)	11 (3x, last '23 at Montana)*	<i>has not happened</i>	<i>has not happened</i>	2 (2x)*
#6 John Curry	7 (at Utah)	7 (4x, last '25 at Utah)	1.0 (vs. Oregon St.)	1.5 (vs. Oregon St.)	1 ('24 vs. WVU)
#7 Brenden Jordan	7 (at Utah)	7 ('25 at Utah)	<i>has not happened</i>	1.0 (vs. UAPB)	1 ('25 at Houston)
#8 E'Maurion Banks	2 (vs. Kent St.)	5 (2x, last '24 at Wash. St.)	<i>has not happened</i>	<i>has not happened</i>	<i>has not happened</i>
#9 Romello Height	4 (vs. Oregon St.)	5 (2x, last '24 at Louisville)*	1.0 ('23 vs. Cal)	1.0 (2x, last vs. Oregon St.)	1 ('24 vs. NCST)*
#10 Jacob Rodriguez	11 (at Utah)	17 ('24 vs. Colorado)	2.0 ('23 at Arizona State)*	2.0 ('23 at Arizona State)*	1 (4x)
#11 Charles Esters III	2 (vs. UAPB)	7 ('23 vs. Oregon)	2.0 ('24 at Iowa State)	2.0 (at Houston)	<i>has not happened</i>
#12 Macho Stevenson	1 (vs. Kent St.)	5 ('24 vs. Cincinnati)	2.0 ('23 at Baylor)	1.0 (vs. UAPB)	<i>has not happened</i>
#13 Ben Roberts	6 (3x, last at Houston)	13 ('23 at Texas)	<i>has not happened</i>	<i>has not happened</i>	1 ('23 at WVU)
#14 Brice Pollock	6 (2x, last at Utah)	6 (5x, last '25 at Utah)*	0.5 ('23 vs. Oregon)	<i>has not happened</i>	2 ('25 vs. Oregon St.)
#18 Terrell Tilmon	2 (at Utah)	4 ('24 vs. West Virginia)	<i>has not happened</i>	0.5 (at Utah)	<i>has not happened</i>
#20 Dontae Balfour	5 (at Utah)	9 (2x, last '24 vs. UAB)*	<i>has not happened</i>	1.0 (at Utah)	1 (3x)
#25 Chapman Lewis	<i>has not happened</i>	7 (3x, last '24 at Iowa St.)	<i>has not happened</i>	0.5 (vs. Oregon St.)	1 (3x)
#27 Amier Boyd	3 (vs. UAPB)	5 ('24 vs. MTSU)*	<i>has not happened</i>	<i>has not happened</i>	0.5 (2x, last '24 vs. W. Virginia)
#31 David Bailey	3 (2x, last at Houston)	10 ('22 at UCLA)*	<i>has not happened</i>	<i>has not happened</i>	1.0 (2x, last '24 vs. Kennesaw St.)*
#33 A.J. Holmes Jr.	5 (vs. Kent St.)	7 ('24 vs. Baylor)*	2.0 (at Houston)	3.0 (at Houston)	4.0 ('23 at Hawaii)*
#51 Jayden Cofield	3 (2x, last vs. Oregon St.)	4 (2x, last '24 vs. Arkansas)	1.5 ('23 vs. Cincinnati)*	2.0 (vs. Kent St.)	2.5 ('23 vs. Cincinnati)*
#88 Amier Washington	3 (vs. UAPB)	4 (2x, last '24 vs. Ariz. St.)	1.0 (2x, last '24 vs. W. Virginia)	0.5 (vs. Kent St.)	1.0 (4x, last '24 vs. Arkansas)
#90 Ansel Nedore	<i>has not happened</i>	2 ('24 at Arizona)	2.0 ('23 vs. Cal)	<i>has not happened</i>	4.0 ('23 vs. Cal)
#94 Braylon Rigbsy	1 (vs. UAPB)	4 ('24 at Oklahoma St.)	<i>has not happened</i>	<i>has not happened</i>	<i>has not happened</i>

* - indicates stats that include numbers accumulated at previous FBS institution



GAME-BY-GAME STARTERS

OFFENSE

GAME	QB	RB	TE	WR	WR	WR	LT	LG	C	RG	RT
Arkansas-Pine Bluff	Morton	Dickey	Carter	Miller II (TE)	Douglas	Virgil	Sampson	Jados	Wilson	Carter	Ponton
Kent State	Morton	Williams	Carter	Eakin	Douglas	Virgil	Sampson	Jados	Wilson	Carter	Ponton
Oregon State	Morton	Williams	Carter	Eakin	Douglas	Virgil	Sampson	Jados	Wilson	Carter	Ponton
at Utah	Morton	Williams	Carter	Eakin	Douglas	Virgil	Sampson	Jados	Wilson	Carter	Ponton
at Houston	Morton	Dickey	Carter	Eakin	Douglas	Virgil	Sampson	Jados	Wilson	Carter	Ponton
Kansas											
at Arizona State											
Oklahoma State											
at Kansas State											
BYU											
UCF											
at West Virginia											

DEFENSE

GAME	END	NG	DT	OLB/DOG	LB-MIKE	LB-WILL	STAR	CB	SS	FS	CB
Arkansas-Pine Bluff	Bailey	Hunter	Gill-Howard	Height	Roberts	Rodriguez	Curry	Pollock	Jordan	Wisniewski	Horn
Kent State	Rigsby	Hunter	Gill-Howard	Height	Roberts	Rodriguez	Curry	Pollock	Jordan	Wisniewski	Boyd
Oregon State	Bailey	Hunter	Gill-Howard	Height	Roberts	Rodriguez	Curry	Pollock	Jordan	Wisniewski	Balfour
at Utah	Bailey	Hunter	Gill-Howard	Height	Roberts	Rodriguez	Curry	Pollock	Jordan	Wisniewski	Balfour
at Houston	Bailey	Hunter	Gill-Howard	Height	Roberts	Rodriguez	Curry	Pollock	Jordan	Wisniewski	Balfour
Kansas											
at Arizona State											
Oklahoma State											
at Kansas State											
BYU											
UCF											
at West Virginia											

2025 STARTS LEADERS

1.	Ben Roberts (Jr.), LB	5
2.	Behren Morton (Sr.), QB	5
3.	Jacob Rodriguez (Sr.), LB	5
4.	Caleb Douglas (Sr.), WR	5
5.	Sheridan Wilson (Jr.), OL	5
6.	Davion Carter (Sr.), OL	5
7.	Brenden Jordan (Jr.), DB	5
8.	Terrance Carter Jr. (Jr.), TE	5
9.	Reggie Virgil (Sr.), WR	5
10.	Howard Sampson (Jr.), OL	5
11.	Will Jados (Sr.), OL	5
12.	Jacob Ponton (R-Fr.), OL	5
13.	Lee Hunter (Sr.), DL	5
14.	Skyler Gill-Howard (Sr.), DL	5
15.	Romello Height (Sr.), OLB	5
16.	John Curry (So.), LB	5
17.	Brice Pollock (Jr.), CB	5
18.	Cole Wisniewski (Sr.), S	5
19.	David Bailey (Sr.), OLB	4
20.	Coy Eakin (Jr.), WR	4
21.	J'Koby Williams (So.), RB	3
22.	Dontae Balfour (Sr.), CB	3
23.	Cameron Dickey (So.), RB	2
24.	Johncarlos Miller (Sr.), TE	1
25.	Maurion Horn (Jr.), DB	1
26.	Amier Boyd (Jr.), CB	1
27.	Braylon Rigsby (So.), OLB	1

BREAKDOWN BY CLASSIFICATION - STARTS LEADERS

27 different players have made starts in 2025; breakdown by class below

Freshmen	1
Sophomores	4
Juniors	9
Seniors	13

CONSECUTIVE STARTS LEADERS

PLAYER, POS.	CONSECUTIVE STARTS^
Ben Roberts (Jr.), LB	30
Jacob Rodriguez (Sr.), LB	19
Caleb Douglas (Sr.), WR	18
Sheridan Wilson (Jr.), OL	18
Davion Carter (Sr.), OL	16
Brenden Jordan (Jr.), DB	6
Jacob Ponton (R-Fr.), OL	6
Behren Morton (Sr.), QB	5
Terrance Carter Jr. (Jr.), TE	5
Reggie Virgil (Sr.), WR	5
Howard Sampson (Jr.), OL	5
Will Jados (Sr.), OL	5
Lee Hunter (Sr.), DL	5
Skyler Gill-Howard (Sr.), DL	5
Romello Height (Sr.), OLB	5
John Curry (So.), LB	5
Brice Pollock (Jr.), CB	5
Cole Wisniewski (Sr.), S	5
Coy Eakin (Jr.), WR	4
Dontae Balfour (Sr.), CB	3
David Bailey (Sr.), OLB	3
Cameron Dickey (So.), RB	1

^ consecutive starts at Texas Tech

CAREER STAT NOTABLES

CAREER GAMES PLAYED/STARTED

PLAYER	2020	2021	2022	2023	2024	2025	TOTAL
Roy Alexander, WR	-	*10/5	*11/11	*6/2	*14/13	3/0	44/31
David Bailey, OLB	-	-	*11/9	*10/5	*12/2	5/4	38/20
Dontae Balfour, CB	-	*2/0	*4/0	*11/11	*12/12	4/3	33/26
E'Maurion Banks, DL	-	1/0	2/0	9/1	7/6	4/0	23/7
Amier Boyd, CB	-	-	*4/0	*11/1	*9/4	4/1	28/6
Davion Carter, OL	-	-	*12/11	*12/12	13/12	5/5	42/40
Terrance Carter Jr., TE	-	-	*1/0	*12/2	*13/13	5/5	31/20
Cash Cleveland, OL	-	-	-	-	*6/4	-/-	6/4
Jayden Cofield, DL	-	-	-	3/0	13/2	5/0	21/2
John Curry, LB	-	-	-	5/0	13/0	5/5	22/5
Cameron Dickey, RB	-	-	-	-	12/0	5/2	17/2
Miquel Dingle Jr., LB	-	-	-	4/1	13/0	1/0	18/1
Caleb Douglas, WR	-	-	*8/2	*5/5	13/13	5/5	31/25
Coy Eakin, WR	-	-	4/0	10/7	13/12	5/4	32/23
Charles Esters III, OLB	-	0/0	1/0	12/3	9/9	3/0	25/12
Skyler Gill-Howard, DL	-	*4/0	*0/0	*13/0	*12/1	5/5	34/6
Tarrion Grant, CB	-	-	-	-	*11/3	2/0	13/3
Mitch Griffis, QB	*4/0	*4/0	*6/1	*9/9	*0/0	2/0	25/10
Will Hammond, QB	-	-	-	-	*4/1	5/0	9/1
Romello Height, OLB	*1/0	*9/0	*2/2	*12/0	*12/12	5/5	41/19
A.J. Holmes Jr., DL	-	-	*5/1	*12/3	*12/12	5/0	34/16
Maurion Horn, DB	-	-	-	10/0	13/13	2/1	25/14
Micah Hudson, WR	-	-	-	-	8/1	5/0	13/1

PLAYER	2020	2021	2022	2023	2024	2025	TOTAL
Lee Hunter, DL	-	*0/0	*13/0	*13/13	*12/10	5/5	43/28
Will Jados, OL	-	*0/0	*12/12	*14/14	*13/13	5/5	44/44
Brenden Jordan, DB	-	-	-	13/5	13/2	5/5	31/12
Chapman Lewis, DB	-	-	-	12/0	11/11	-/-	23/11
A.J. McCarty, DB	*3/0	*13/0	*13/2	1/0	13/11	5/0	48/13
JohnCarlos Miller II, TE	-	*4/0	*11/11	*10/10	13/0	5/1	43/22
Behren Morton, QB	-	2/0	9/4	10/8	12/12	5/5	38/29
Brice Pollock, CB	-	-	-	*11/3	*12/12	5/5	28/20
Jacob Ponton, OL	-	-	-	-	4/1	5/5	9/6
Bryce Ramirez, LB	0/0	7/0	2/1	11/2	7/0	5/0	32/3
Braylon Rigsby, DL	-	-	-	1/0	12/1	5/1	18/2
Ben Roberts, LB	-	-	2/0	13/12	13/13	5/5	33/30
Jacob Rodriguez, LB	-	*12/0	12/0	5/4	13/13	5/5	47/22
Howard Sampson, OL	-	-	*2/0	*2/0	*12/12	5/5	21/17
Vinny Sciury, OL	*1/0	*11/6	*14/14	*13/13	2/2	5/0	46/35
Macho Stevenson, DB	-	-	-	0/0	12/3	4/0	16/3
Terrell Tilmon, OLB	-	*14/0	*1/0	13/0	11/1	4/0	43/1
Reggie Virgil, WR	-	-	*11/1	*12/0	*13/11	5/5	41/17
Amier Washington, DL	-	-	-	2/0	12/3	4/0	18/3
J'Koby Williams, RB	-	-	-	-	10/1	5/3	15/4
Sheridan Wilson, OL	-	-	-	2/0	13/13	5/5	20/18
Cole Wisniewski, S	*10/2	*15/2	*8/1	*14/14	*0/0	5/5	52/24
Hunter Zambrano, OL	*0/0	*9/6	*8/7	*11/11	*2/2	3/0	33/26

RED RAIDER NEWCOMERS

TRANSFERS (21)				
NO	PLAYER	POS	2025 GP/GS	LAST SCHOOL
0	Skyler Gill-Howard	DL	5/5	Northern Illinois
0	Quinten Joyner	RB	-/-	USC
1	Reggie Virgil	WR	5/5	Miami (OH)
2	Lee Hunter	DL	5/5	UCF
5	Cole Wisniewski	S	5/5	North Dakota State
7	Terrance Carter Jr.	TE	5/5	Louisiana
9	Romello Height	OLB	5/5	Georgia Tech
12	Mitch Griffis	QB	2/0	Wake Forest
14	Brice Pollock	CB	5/5	Mississippi State
18	Roy Alexander	WR	3/0	Incarinate Word
20	Dontae Balfour	CB	4/3	Charlotte
23	Tarrion Grant	CB	2/0	Purdue
27	Upton Bellenfant	K	4/0	Buffalo
27	Amier Boyd	CB	4/1	UTEP
31	David Bailey	OLB	5/4	Stanford
33	A.J. Holmes Jr.	DL	5/0	Houston
37	Ian Hershey	P/K	3/0	Arizona State
52	Cash Cleveland	OL	-/-	Colorado
57	Hunter Zambrano	OL	3/0	Illinois State
76	Will Jados	OL	5/5	Miami (OH)
79	Howard Sampson	OL	5/5	North Carolina

TRUE FRESHMEN (19)				
NO	PLAYER	POS	2025 GP/GS	HOMETOWN (HS)
10	Lloyd Jones III	QB	-/-	Hitchcock, Texas (Hitchcock)
16	Holden Phillips	QB	-/-	Lubbock, Texas (Frenship)
17	Leyton Stone	WR	5/0	Lubbock, Texas (Frenship)
19	Quintaelyn Joyner	S	-/-	Austin, Texas (Bastrop)
21	Tristian Gentry	WR	4/0	Stephenville, Texas (Stephenville)
26	Deante Lindsay	CB	-/-	Ada, Okla. (Ada)
28	Braylan McDonald	S	2/0	Terrell, Texas (Lancaster)
35	Michael Henderson III	S	2/0	Dallas, Texas (Wylie East)
45	Brock Golwas	LB	5/0	Flower Mound, Texas (Marcus)
50	Patrick McMath	OL	3/0	Katy, Texas (Katy)
61	Connor Carty	OL	3/0	Prosper, Texas (Prosper)
68	Ren Brown	OL	-/-	Stanton, Neb. (Stanton)
73	Danilo Guberinich	OL	1/0	Ann Arbor, Mich. (Detroit Catholic Central)
75	Garin Maley	OL	1/0	La Vista, Neb. (Papillion-La Vista)
77	Elias Gillen	OL	1/0	Rapid City, S.D. (Stevens)
84	Michael Dever	WR	2/0	Lubbock, Texas (Lubbock Cooper)
85	Bryson Jones	WR	3/0	Frisco, Texas (Lone Star)
86	Sean Robinson	TE	1/0	Greenbrae, Calif. (Cibola Steele)
93	Dylan Singleton	DL	-/-	New Iberia, La. (Loreauville)



CAREER STAT NOTABLES

OFFENSE | RECEIVING

CAREER 100+ RECEIVING YARD GAMES

Roy Alexander (6)

Date	Rec. Yards	Opponent
Nov. 9, 2024	163*	Lamar
Oct. 30, 2021	162*	at Towson
Sept. 7, 2024	128*	at South Dakota State
Sept. 17, 2022	127*	at Fordham
Sept. 14, 2024	117*	at Southern Illinois
Sept. 4, 2021	113*	at North Dakota State

Terrance Carter Jr. (3)

Date	Rec. Yards	Opponent
Oct. 19, 2024	149*	at Coastal Carolina
Oct. 12, 2024	107*	Appalachian State
Sept. 13, 2025	102	Oregon State

Caleb Douglas (5)

Date	Rec. Yards	Opponent
Oct. 26, 2024	140	at TCU
Oct. 5, 2024	116	at Arizona
Dec. 27, 2024	115	vs. Arkansas
Oct. 4, 2025	114	at Houston
Nov. 23, 2024	102	at Oklahoma State

Coy Eakin (3)

Date	Rec. Yards	Opponent
Sept. 13, 2025	123	Oregon State
Dec. 16, 2023	106	California
Oct. 14, 2023	102	Kansas State

JohnCarlos Miller II (1)

Date	Rec. Yards	Opponent
Nov. 4, 2023	101*	at Delaware

Reggie Virgil (3)

Date	Rec. Yards	Opponent
Oct. 12, 2024	113*	at Eastern Michigan
Nov. 19, 2024	107*	Northern Illinois
Nov. 5, 2024	101*	at Ball State

* indicates mark set at a previous school

J'Koby Williams (1)

Date	Rec. Yards	Opponent
Sept. 13, 2025	116	Oregon State

CAREER GAMES WITH MULTIPLE RECEIVING TDs

Player	'21	'22	'23	'24	'25	Career
Alexander, Roy	*0	*0	*1	*2	--	3
Eakin, Coy	--	0	0	2	--	2
Virgil, Reggie	--	*0	*0	*1	1	2
Douglas, Caleb	--	*0	*0	1	--	1
Carter Jr., Terrance	--	--	*0	*0	1	1

* indicates mark set at a previous school

OFFENSE | PASSING

CAREER 300+ YARD PASSING GAMES

Behren Morton (8)

Date	Pass Yards	Opponent
Sept. 13, 2025	464	Oregon State
Nov. 23, 2024	401	at Oklahoma State
Oct. 8, 2022	379	at Oklahoma State
Aug. 31, 2024	378	Abilene Christian
Nov. 30, 2024	359	West Virginia
Oct. 4, 2025	345	at Houston
Oct. 22, 2022	325	West Virginia
Sept. 7, 2024	323	at Washington State

Mitch Griffis (2)

Date	Pass Yards	Opponent
Aug. 31, 2023	329*	Elon
Sept. 16, 2023	312*	at Old Dominion

GAMES WITH MULTIPLE PASSING TDs

Player	'21	'22	'23	'24	'25	Career
Morton, Behren	-	2	6	9	3	20
Griffis, Mitch	*0	*1	*3	*0	0	4
Hammond, Will	-	-	-	0	1	1

GAMES WITH THREE OR MORE PASSING TDs

Player	'21	'22	'23	'24	'25	Career
Morton, Behren	-	-	2	4	3	9
Griffis, Mitch	*0	*1	*2	*0	0	3

GAMES WITH FOUR OR MORE PASSING TDs

Player	'21	'22	'23	'24	'25	Career
Morton, Behren	-	-	0	3	2	5

OFFENSE | RUSHING

CAREER 100+ RUSHING YARD GAMES

J'Koby Williams (2)

Date	Rush Yards	Opponent
Dec. 27, 2024	123	vs. Arkansas
Oct. 4, 2025	107	at Houston

Adam Hill (1)

Date	Rush Yards	Opponent
Sept. 6, 2025	127	Kent State

CAREER GAMES WITH MULTIPLE RUSHING TDs

Player	'21	'22	'23	'24	'25	Career
Dickey, Cameron	--	--	--	0	2	2
Williams, J'Koby	--	--	--	0	1	1
Joyner, Quinten	--	--	*0	*1	--	1

* Indicates games played prior to arrival at Texas Tech

DEFENSE | TACKLES

CAREER 10+ TACKLE GAMES

Ben Roberts (8)

Date	Tackles	Opponent
Nov. 24, 2023	13	at Texas
Sept. 9, 2023	12	Oregon
Sept. 28, 2024	12	Cincinnati
Sept. 23, 2023	11	at West Virginia
Sept. 21, 2024	11	Arizona State
Oct. 14, 2023	11	Kansas State
Sept. 30, 2023	10	Houston
Oct. 21, 2023	10	at BYU

Jacob Rodriguez (9)

Date	Tackles	Opponent
Nov. 9, 2024	17	Colorado
Aug. 31, 2024	13	Abilene Christian
Oct. 5, 2024	13	at Arizona
Nov. 2, 2024	13	at Iowa State
Nov. 18, 2023	12	UCF
Oct. 19, 2024	12	Baylor
Nov. 23, 2024	12	at Oklahoma State
Sept. 28, 2024	11	Cincinnati
Sept. 20, 2025	11	at Utah

Maurion Horn (2)

Date	Tackles	Opponent
Aug. 31, 2024	11	Abilene Christian
Oct. 5, 2024	10	at Arizona

David Bailey (1)

Date	Tackles	Opponent
Oct. 29, 2022	*10	at UCLA

Cole Wisniewski (4)

Date	Tackles	Opponent
Dec. 16, 2023	*11	at Montana
Nov. 4, 2023	*11	at South Dakota State
Sept. 2, 2023	*11	vs. Eastern Washington
April 24, 2021	*10	vs. Eastern Washington

31 DAVID BAILEY

OLB | Sr. | 4th Yr. (1st at Tech) | Irvine, Calif. | Mater Dei HS

Follow on Social Media

X: @bailey_david23 | IG: bailey.david

PARTICIPATION	2022*	2023*	2024*	2025	CAREER
GP/GS	11/9	10/5	12/2	5/4	37/20

* at Stanford

CAREER STATS

TACKLES	GP	UA	A	Total	TFL	Yds	PD	FF	FR	Blkd	QBH
2022 (STAN)	10	29	17	46	8.5	43	0	2	0	-	3
2023 (STAN)	10	22	12	34	6.0	29	0	0	0	-	2
2024 (STAN)	12	22	9	31	8.0	48	1	5	0	-	8
2025 (TTU)	5	8	3	11	6.5	56	0	1	0	0	6
Totals	37	81	41	122	29	176	1	8	0	-	19

SACKS	G	UA	A	Total	Yds
2022 (STAN)	11	2	1	2.5	14
2023 (STAN)	10	5	0	5.0	24
2024 (STAN)	12	7	0	7.0	47
2025 (TTU)	5	3	1	5.5	52
Totals	37	19	2	20	137

2025 GAME-BY-GAME STATS

Opponent	GS	UA	A	TOT	SACKS-YDS	TFL-YDS	FF	FR	INT	QBH
Ark-Pine Bluff	*	0	2	2	0.5-3	0.5-3	0	0	0	0
Kent State		1	0	1	1.0-7	1.0-7	0	0	0	1
Oregon State	*	1	1	2	1.0-15	1.0-15	0	0	0	4
at Utah	*	3	0	3	1.0-10	1.0-10	0	0	0	0
at Houston	*	3	0	3	2.0-17	3.0-21	1	0	0	1
Kansas										
at Arizona State										
Oklahoma State										
at Kansas State										
BYU										
UCF										
at West Virginia										
Totals		8	3	11	5.5-52	6.5-56	1	0	0	6

2024 GAME-BY-GAME STATS (@ STANFORD)

Opponent	GS	UA	A	TOT	SACKS-YDS	TFL-YDS	FF	FR	INT	QBH
TCU	*	2	0	2	0.0-0	0.0-0	1	0	0	0
Cal Poly	*	0	2	2	0.0-0	1.0-1	0	0	0	0
at Syracuse		4	0	4	2.0-17	2.0-17	1	0	0	0
at Clemson		0	0	0	0.0-0	0.0-0	0	0	0	1
Virginia Tech		0	0	0	0.0-0	0.0-0	0	0	0	0
at Notre Dame		3	0	3	1.0-5	1.0-5	0	0	0	0
SMU		3	3	6	1.0-6	1.0-6	0	0	0	1
Wake Forest		1	1	2	0.0-0	0.0-0	0	0	0	0
at NC State		4	1	5	2.0-9	2.0-9	2	0	0	1
Louisville		4	2	6	0.0-0	0.0-0	0	0	0	3
at California		0	0	0	0.0-0	0.0-0	0	0	0	0
at San Jose St.		1	0	1	1.0-10	1.0-10	1	0	0	2
Totals		22	9	31	7.0-47	8.0-48	5	0	0	8

2023 GAME-BY-GAME STATS (@ STANFORD)

Opponent	GS	UA	A	TOT	SACKS-YDS	TFL-YDS	FF	FR	INT	QBH
at Hawai'i	*	6	0	6	3.0-20	4.0-25	0	0	0	1
at USC	*	3	0	3	0.0-0	0.0-0	0	0	0	0
Sacramento State		1	1	2	0.0-0	0.0-0	0	0	0	0
Arizona	*	2	3	5	1.0-1	1.0-1	0	0	0	1
Oregon		2	1	3	0.0-0	0.0-0	0	0	0	0
at Colorado	*	1	1	2	0.0-0	0.0-0	0	0	0	0
UCLA		1	2	3	1.0-3	1.0-3	0	0	0	0
Washington		DNP								
at Washington St.		DNP								
at Oregon State		1	0	1	0.0-0	0.0-0	0	0	0	0
California		4	1	5	0.0-0	0.0-0	0	0	0	0
Notre Dame	*	1	3	4	0.0-0	0.0-0	0	0	0	0
Totals		22	12	34	5.0-24	6.0-29	0	0	0	2

2022 GAME-BY-GAME STATS (@ STANFORD)

Opponent	GS	UA	A	TOT	SACKS-YDS	TFL-YDS	FF	FR	INT	QBH
Colgate	*	0	2	2	0.0-0	0.0-0	0	0	0	0
USC	*	4	5	9	1.5-6	1.5-6	0	0	0	0
at Washington	*	1	0	1	0.0-0	0.0-0	0	0	0	0
at Oregon	*	6	0	6	0.0-0	1.0-1	0	0	0	0
Oregon State	*	3	1	4	0.0-0	2.0-5	0	0	0	1
at Notre Dame		DNP								
Arizona State		DNP								
at UCLA	*	8	2	10	1.0-8	2.0-11	1	0	0	0
Washington St.	*	5	4	9	0.0-0	2.0-20	1	0	0	1
at Utah	*	1	1	2	0.0-0	0.0-0	0	0	0	0
at California		1	0	1	0.0-0	0.0-0	0	0	0	1
BYU		0	2	2	0.0-0	0.0-0	0	0	0	0
Totals		29	17	43	2.5-14	8.5-43	2	0	0	3

20 DONTAE BALFOUR

CB | Sr. | 5th Yr. (1st at Tech) | Starke, Fla. | Bradford HS

Follow on Social Media

X: @BalfourDontae | IG: donnieuono

PARTICIPATION	2021*	2022*	2023*	2024*	2025	CAREER
GP/GS	2/0	4/0	11/11	12/12	4/3	33/26

* at North Carolina | * at Charlotte

CAREER STATS

TACKLES	GP	UA	A	Total	TFL	Yds	PD	FF	FR	INT	QBH
2021 (UNC)	2	0	0	0	0.0	0	0	0	0	0	0
2022 (UNC)	4	5	1	6	0.0	0	0	0	0	0	0
2023 (CHAR)	11	34	20	54	1.0	7	11	2	1	1	0
2024 (CHAR)	12	36	13	49	2.5	5	11	0	0	2	0
2025 (TTU)	4	8	4	12	0.5	2	3	0	0	0	0
Totals	33	83	38	121	4.0	14	25	2	1	3	0

INTERCEPTIONS	GP	No	Yds	TD	LG
2021 (UNC)	2	0	0	0	0
2022 (UNC)	4	0	0	0	0
2023 (CHAR)	11	1	0	0	0
2024 (CHAR)	12	2	1	0	1
2025 (TTU)	4	0	0	0	0
Totals	33	3	1	0	1

2025 GAME-BY-GAME STATS

Opponent	GS	UA	A	TOT	TFL-YDS	INT-YDS	FF	FR	PBU
Ark-Pine Bluff		DNP-injured							
Kent State		1	1	2	0.0-0	0-0	0	0	0
Oregon State	*	2	1	3	0.5-2	0-0	0	0	1
at Utah	*	3	2	5	0.0-0	0-0	0	0	1
at Houston	*	2	0	2	0.0-0	0-0	0	0	1
Kansas									
at Arizona State									
Oklahoma State									
at Kansas State									
BYU									
UCF									
at West Virginia									
Totals		8	4	12	0.5-2	0-0	0	0	3

2024 GAME-BY-GAME STATS (@ CHARLOTTE)

Opponent	GS	UA	A	TOT	TFL-YDS	INT-YDS	FF	FR	PBU
James Madison	*	1	3	4	0.5-2	1-0	0	0	1
at North Carolina	*	1	0	1	0.0-0	0-0	0	0	0
Gardner-Webb	*	4	0	4	0.0-0	0-0	0	0	0
at Indiana	*	4	1	5	0.0-0	0-0	0	0	1
at Rice	*	6	1	7	1.5-2	0-0	0	0	3
East Carolina	*	2	0	2	0.0-0	0-0	0	0	0
at Navy	*	1	1	2	0.5-1	0-0	0	0	0
at Memphis	*	2	1	3	0.0-0	1-1	0	0	2
Tulane	*	2	2	4	0.0-0	0-0	0	0	0
South Florida	*	3	1	4	0.0-0	0-0	0	0	0
at Florida Atl.	*	2	2	4	0.0-0	0-0	0	0	2
UAB	*	8	1	9	0.0-0	0-0	0	0	2
Totals		36	13	49	2.5-5	2-1	0	0	11

2023 GAME-BY-GAME STATS (@ CHARLOTTE)

Opponent	GS	UA	A	TOT	TFL-YDS	INT-YDS	FF	FR	PBU
South Carolina St.	*	2	1	3	0.0-0	0-0	0	0	0
at Maryland	*	1	3	4	0.0-0	0-0	0	0	0
Georgia State	*	6	1	7	0.0-0	0-0	0	0	1
at Florida	*	6	2	8	0.0-0	0-0	1	0	0
at SMU	*	3	0	3	0.0-0	0-0	0	0	2
Navy	*	3	3	6	0.0-0	0-0	0	0	0
at East Carolina	*	1	0	1	0.0-0	0-0	0	0	0
Florida Atl.		DNP							
at Tulsa	*	1	2	3	0.0-0	1-0	0	0	3
Memphis	*	4	5	9	1.0-7	0-0	1	0	4
Rice	*	2	1	3	0.0-0	0-0	0	0	0
at South Florida	*	5	2	7	0.0-0	0-0	0	0	1
Totals		34	20	54	1.0-7	1-0	2	0	11



27 UPTON BELLENFANT

K | Sr. | 4th Yr. (1st at Tech) | Murfreesboro, Tenn. | Stewarts Creek HS

Follow on Social Media

X: @ubellenfant25 | IG: ubell00

PARTICIPATION	2022*	2023*	2024*	2025	CAREER
GP/GS	0/0	0/0	13/0	4/0	17/0

* at Alabama | * at Buffalo

FGs (Dis.)	FGM-FGA	01-19	20-29	30-39	40-49	50-59	60+
2024 (BUF)	18-21	0-0	4-4	6-7	7-8	1-2	0-0
2025 (TTU)	5-5	-	4-4	1-1	-	-	-
Totals	23-26	0-0	8-8	7-8	7-8	1-2	0-0

SCORING	G	TD	Rush	Pass	Retn	PAT	2PAT	FG	Total	Avg/G
2024 (BUF)	13	0	0	0	0	31	0	18	85	6.5
2025 (TTU)	4	0	0	0	0	10	0	5	25	6.3
Totals	17	0	0	0	0	41	0	23	110	6.5

2025 GAME-BY-GAME FG STATS | (Made), Missed, Blocked

Opponent	Att. 1	Att. 2	Att. 3	Att. 4	Att. 5	Totals	Long
Ark-Pine Bluff	(29)	-	-	-	-	1-of-1	29
Kent State	(23)	-	-	-	-	1-of-1	23
Oregon State	(21)	-	-	-	-	1-of-1	21
at Utah	DNP						
at Houston	(33)	(29)	-	-	-	1-of-1	33
Kansas	-	-	-	-	-	0-of-0	-
at Arizona State	-	-	-	-	-	0-of-0	-
Oklahoma State	-	-	-	-	-	0-of-0	-
at Kansas State	-	-	-	-	-	0-of-0	-
BYU	-	-	-	-	-	0-of-0	-
UCF	-	-	-	-	-	0-of-0	-
at West Virginia	-	-	-	-	-	0-of-0	-
Totals						5-of-5	33

2024 GAME-BY-GAME FG STATS (@ BUFFALO) | (Made), Missed, Blocked

Opponent	Att. 1	Att. 2	Att. 3	Att. 4	Att. 5	Totals	Long
Lafayette	-	-	-	-	-	0-of-0	-
at Missouri	-	-	-	-	-	0-of-0	-
UMass	(37)	(34)	-	-	-	2-of-2	37
at Northern Illinois	(42)	(42)	(37)	-	-	3-of-3	42
at UConn	(47)	-	-	-	-	1-of-1	47
Toledo	(33)	-	-	-	-	1-of-1	33
Western Michigan	(26)	(22)	-	-	-	2-of-2	26
at Ohio	47	(40)	-	-	-	1-of-2	40
at Akron	(33)	(36)	-	-	-	2-of-2	36
Ball State	(27)	-	-	-	-	1-of-1	27
at Eastern Michigan	55	-	-	-	-	0-of-1	-
Kent State	(42)	-	-	-	-	1-of-1	42
vs. Liberty	(52)	(43)	(20)	30	(45)	4-of-5	52
Totals						18-of-21	52

7 TERRANCE CARTER JR.

TE | Jr. | 4th Yr. (1st at Tech) | Killeen, Texas | Harker Heights HS

Follow on Social Media

X: @carterdagoat2 | IG: carterdagoat2

PARTICIPATION	2022*	2023*	2024*	2025	CAREER
GP/GS	1/0	12/2	13/13	5/5	31/20

* at Louisiana

CAREER STATS

RECEIVING	G	Rec	Yds	TD	Lg	Rec/G	Avg/C	Avg/G
2022 (ULL)	1	0	0	0	0	0.0	0.0	0.0
2023 (ULL)	12	28	255	3	35	2.3	9.1	21.3
2024 (ULL)	13	48	689	4	74	3.7	14.4	53.0
2025 (TTU)	5	20	269	4	50	4.0	13.5	53.8
Totals	31	96	1,213	11	74	3.1	12.6	39.1

ALL PURPOSE	G	Rush	Rec	PR	KR	IR	Total	Avg/G
2022 (ULL)	1	0	0	0	0	0	0	0.0
2023 (ULL)	12	0	255	0	25	0	280	23.3
2024 (ULL)	13	0	689	0	0	0	689	53.0
2025 (TTU)	5	0	269	0	0	0	269	53.8
Totals	31	0	1,213	0	25	0	1,238	39.9

2025 GAME-BY-GAME

Opponent	GS	Rec	Yds	TD	Avg	LG	Rush	Yds	TD
Arkansas-Pine Bluff	*	3	42	2	14.0	21	0	0	0
Kent State	*	1	50	0	50.0	50	0	0	0
Oregon State	*	6	102	1	17.0	24	0	0	0
at Utah	*	7	49	1	7.0	24	0	0	0
at Houston	*	3	26	0	8.6	9	0	0	0
Kansas									
at Arizona State									
Oklahoma State									
at Kansas State									
BYU									
UCF									
at West Virginia									
Totals		20	269	4	13.5	50	0	0	0

2024 GAME-BY-GAME (@ LOUISIANA)

Opponent	GS	Rec	Yds	TD	Avg	LG	Rush	Yds	TD
Grambling	*	3	35	1	11.7	15	0	0	0
at Kennesaw St.	*	3	17	0	5.7	7	0	0	0
Tulane	*	4	79	1	19.8	36	0	0	0
at Wake Forest	*	1	14	0	14.0	14	0	0	0
at Southern Miss.	*	7	64	0	9.1	21	0	0	0
Appalachian State	*	4	107	1	26.8	74	0	0	0
at Coastal Carolina	*	7	149	1	21.2	59	0	0	0
at Texas State	*	4	46	0	11.5	14	0	0	0
Arkansas State	*	3	47	0	15.7	25	0	0	0
South Alabama	*	5	41	0	8.2	17	0	0	0
Troy	*	5	63	0	12.6	27	0	0	0
at UL Monroe	*	2	27	0	13.5	20	0	0	0
Marshall	*	0	0	0	0.0	0	0	0	0
vs. TCU	DNP								
Totals		48	689	4	14.4	74	0	0	0

2023 GAME-BY-GAME (@ LOUISIANA)

Opponent	GS	Rec	Yds	TD	Avg	LG	Rush	Yds	TD
Northwestern State		2	42	0	21.0	35	0	0	0
at Old Dominion		0	0	0	0.0	0	0	0	0
at UAB		2	22	1	11.0	11	0	0	0
Buffalo		1	16	0	16.0	16	0	0	0
at Minnesota		1	5	0	5.0	5	0	0	0
Texas State	DNP								
Georgia State	*	4	20	1	5.0	8	0	0	0
at South Alabama		3	36	0	12.0	18	0	0	0
at Arkansas State	*	5	17	0	3.4	7	0	0	0
Southern Miss.		3	26	0	8.7	15	0	0	0
at Troy		1	4	1	4.0	4	0	0	0
UL Monroe		3	37	0	12.3	18	0	0	0
vs. Jacksonville State		3	30	0	10.0	20	0	0	0
Totals		28	255	3	9.1	35	0	0	0

8 CAMERON
DICKEY

RB | So. | 2nd Yr. | Austin, Texas | Crockett HS

Follow on Social Media

X: @CameronDickey5 | IG: cam.dickey1

PARTICIPATION	2024	2025	CAREER
GP/GS	12/0	5/2	17/2

CAREER STATS

RUSHING	G	Att	Yds	TD	Lg	Avg/C	Avg/G
2024	12	41	225	1	37	5.5	18.8
2025	5	71	330	6	24	4.6	66.0
Totals	17	112	555	7	37	5.0	32.6

2025 GAME-BY-GAME

Opponent	GS	Rush	Yds	TD	LG	Rec	Yds	TD	LG
Ark-Pine Bluff	*	13	90	1	20	0	0	0	0
Kent State		8	10	2	4	2	10	0	7
Oregon State		16	65	1	16	1	7	0	7
at Utah		13	67	2	24	3	20	0	12
at Houston	*	21	98	0	21	1	69	1	69
Kansas									
at Arizona State									
Oklahoma State									
at Kansas State									
BYU									
UCF									
at West Virginia									
Totals		71	330	6	24	7	106	1	69

2024 GAME-BY-GAME

Opponent	GS	Rush	Yds	TD	LG	Rec	Yds	TD	LG
Abilene Christian		1	5	0	5	0	0	0	0
at Washington State		7	25	0	12	5	34	1	12
North Texas		10	75	1	37	2	8	0	6
Arizona State		3	24	0	16	0	0	0	0
Cincinnati		0	0	0	0	0	0	0	0
at Arizona		1	1	0	1	0	0	0	0
Baylor		4	21	0	10	1	0	0	0
at TCU		0	0	0	0	0	0	0	0
at Iowa State		0	0	0	0	0	0	0	0
Colorado		0	0	0	0	0	0	0	0
at Oklahoma State		0	0	0	0	0	0	0	0
West Virginia		DNP							
vs. Arkansas		15	74	0	15	1	5	0	5
Totals		41	225	1	37	9	0	1	0

5 CALEB
DOUGLAS

WR | Sr. | 4th Yr. (2nd at Tech) | Missouri City, Texas | Hightower HS

Follow on Social Media

X: @Caedeeyz | IG: cddouglas_

PARTICIPATION	2022*	2023*	2024	2025	CAREER
GP/GS	8/2	5/5	13/13	5/5	31/25

* at Florida

CAREER STATS

RECEIVING	G	Rec	Yds	TD	Lg	Rec/G	Avg/C	Avg/G
2022 (UF)	8	10	175	2	62	1.3	17.5	21.9
2023 (UF)	5	11	133	1	34	2.2	12.1	26.6
2024 (TTU)	13	60	877	6	57	4.6	14.6	67.5
2025 (TTU)	5	18	340	1	61	3.6	18.9	68.0
Totals	31	99	1,525	10	62	3.2	15.4	49.2

2025 GAME-BY-GAME

Opponent	GS	Rec	Yds	TD	Avg	LG	Rush	Yds	TD
Arkansas-Pine Bluff	*	3	44	0	14.7	19	0	0	0
Kent State	*	2	37	0	18.5	29	0	0	0
Oregon State	*	2	77	1	38.5	61	0	0	0
at Utah	*	4	68	0	17.0	33	0	0	0
at Houston	*	7	114	0	16.3	33	0	0	0
Kansas									
at Arizona State									
Oklahoma State									
at Kansas State									
BYU									
UCF									
at West Virginia									
Totals		18	340	1	18.9	61	0	0	0

2024 GAME-BY-GAME

Opponent	GS	Rec	Yds	TD	Avg	LG	Rush	Yds	TD
Abilene Christian	*	4	42	1	10.5	14	0	0	0
at Washington St.	*	4	71	0	17.8	42	0	0	0
North Texas	*	2	24	0	12.0	17	0	0	0
Arizona State	*	5	63	0	12.6	21	0	0	0
Cincinnati	*	1	4	0	4.0	4	0	0	0
at Arizona	*	5	116	0	23.2	57	0	0	0
Baylor	*	9	99	3	11.0	20	0	0	0
at TCU	*	9	140	0	15.6	44	0	0	0
at Iowa State	*	5	35	0	7.0	14	0	0	0
Colorado	*	3	16	0	5.3	9	0	0	0
at Oklahoma St.	*	5	102	1	20.4	34	0	0	0
West Virginia	*	3	50	1	16.7	31	0	0	0
vs. Arkansas	*	5	115	0	23.0	47	0	0	0
Totals		60	877	6	14.6	57	0	0	0

2023 GAME-BY-GAME (@ FLORIDA)

Opponent	GS	Rec	Yds	TD	Avg	LG	Rush	Yds	TD
at Utah	*	4	42	1	0.0	19	0	0	0
McNeese	*	0	0	0	0.0	0	0	0	0
Tennessee	*	2	20	0	0.0	12	0	0	0
Charlotte	*	4	37	0	0.0	21	0	0	0
at Kentucky	*	1	34	0	0.0	34	0	0	0
Vanderbilt		DNP							
at South Carolina		DNP							
vs. Georgia		DNP							
Arkansas		DNP							
at LSU		DNP							
at Missouri		DNP							
Florida State		DNP							
Totals		11	133	1	0.0	34	0	0	0

2022 GAME-BY-GAME (@ FLORIDA)

Opponent	GS	Rec	Yds	TD	Avg	LG	Rush	Yds	TD
Utah		DNP							
Kentucky		DNP							
South Florida		DNP							
at Tennessee		DNP							
Eastern Washington		1	62	1	0.0	62	0	0	0
Missouri		DNP							
LSU		0	0	0	0.0	0	0	0	0
vs. Georgia		0	0	0	0.0	0	0	0	0
at Texas A&M		3	25	1	0.0	12	0	0	0
South Carolina	*	3	53	0	0.0	27	0	0	0
at Vanderbilt		1	10	0	0.0	10	0	0	0
at Florida State	*	0	0	0	0.0	0	0	0	0
vs. Oregon State		2	25	0	0.0	15	0	0	0
Totals		10	175	2	0.0	62	0	0	0



3 COY
EAKIN

WR | Jr. | 4th Yr. | Stephenville, Texas | Stephenville HS

Follow on Social Media

X: @CoyEakin | IG: coy_eakin

PARTICIPATION	2022	2023	2024	2025	CAREER
GP/GS	4/0	10/7	13/12	5/4	32/23

CAREER STATS

RECEIVING	G	Rec	Yds	TD	Lg	Rec/G	Avg/C	Avg/G
2022	4	0	0	0	0	0.0	0.0	0.0
2023	10	36	416	2	43	3.6	11.6	41.6
2024	13	49	652	7	70	3.8	13.3	50.2
2025	5	24	341	3	42	4.8	14.2	68.2
Totals	32	109	1,409	12	70	3.4	12.9	44.0

2025 GAME-BY-GAME

Opponent	GS	Rec	Yds	TD	Avg	LG	Rush	Yds	TD
Arkansas-Pine Bluff		3	47	1	15.7	41	0	0	0
Kent State	*	3	59	1	19.6	42	0	0	0
Oregon State	*	5	123	1	24.6	38	0	0	0
at Utah	*	3	31	0	10.3	19	0	0	0
at Houston	*	10	81	0	8.1	23	0	0	0
Kansas									
at Arizona State									
Oklahoma State									
at Kansas State									
BYU									
UCF									
at West Virginia									
Totals		24	341	3	14.2	42	0	0	0

2024 GAME-BY-GAME

Opponent	GS	Rec	Yds	TD	Avg	LG	Rush	Yds	TD
Abilene Christian	*	5	76	2	15.2	35	0	0	0
at Washington St.	*	5	54	0	10.8	19	0	0	0
North Texas	*	1	70	1	70.0	70	0	0	0
Arizona State	*	3	29	0	9.7	16	0	0	0
Cincinnati	*	3	78	2	26.0	49	0	0	0
at Arizona	*	2	12	0	6.0	6	0	0	0
Baylor	*	3	20	0	6.6	11	0	0	0
at TCU		4	56	1	14.0	29	0	0	0
at Iowa State	*	2	32	0	16.0	25	0	0	0
Colorado	*	4	40	0	10.0	27	0	0	0
at Oklahoma St.	*	7	90	0	12.8	21	0	0	0
West Virginia	*	6	48	0	8.0	17	0	0	0
vs. Arkansas	*	4	47	1	11.8	18	0	0	0
Totals		49	652	7	13.3	70	0	0	0

2023 GAME-BY-GAME

Opponent	GS	Rec	Yds	TD	Avg	LG	Rush	Yds	TD
at Wyoming		DNP-injured							
Oregon		DNP-injured							
Tarleton State		DNP-injured							
at West Virginia		1	9	0	9.0	9	0	0	0
Houston	*	0	0	0	0	0	0	0	0
at Baylor	*	2	20	1	10.0	13	0	0	0
Kansas State	*	5	102	0	20.4	43	0	0	0
at BYU	*	2	4	0	2.0	3	1	-1	0
TCU		8	78	0	9.8	30	0	0	0
at Kansas	*	3	29	0	9.7	11	0	0	0
UCF	*	4	41	0	10.3	22	0	0	0
at Texas		4	27	0	6.8	13	0	0	0
vs. California	*	7	106	1	15.1	27	0	0	0
Totals		36	416	2	11.6	43	1	-1	0

2022 GAME-BY-GAME

Opponent	GS	Rec	Yds	TD	Avg	LG	Rush	Yds	TD
Murray State		DNP							
Houston		DNP							
at NC State		DNP							
Texas		DNP							
at Kansas State		DNP							
at Oklahoma State		DNP							
West Virginia		0	0	0	0	0	0	0	0
Baylor		DNP							
at TCU		DNP							
Kansas		0	0	0	0	0	0	0	0
at Iowa State		0	0	0	0	0	0	0	0
Oklahoma		DNP							
vs. Ole Miss		0	0	0	0	0	0	0	0
Totals		0	0	0	0	0	0	0	0

11 CHARLES
ESTERS III

OLB | Sr. | 5th Yr. | Cedar Hill, Texas | Cedar Hill HS

Follow on Social Media

X: @CharlesEsters_3 | IG: charlesesters3

PARTICIPATION	2021	2022	2023	2024	2025	CAREER
GP/GS	0/0	1/0	12/3	9/9	3/0	25/12

CAREER STATS

TACKLES	GP	UA	A	Total	TFL	Yds	PD	FF	FR	Blkd	QBH
2022	1	1	0	1	0.0	0	0	0	0	0	0
2023	12	7	19	26	4.5	22	1	1	0	0	2
2024	9	5	13	18	2.0	7	1	0	1	0	3
2025	3	1	1	2	1.0	2	0	0	0	0	0
Totals	25	14	33	47	7.5	31	2	1	1	0	5

SACKS

	G	UA	A	Total	Yds
2022	1	0	0	0.0	0
2023	12	2	2	3.0	21
2024	9	0	1	0.5	3
2025	3	0	0	0.0	0
Totals	25	2	3	3.5	24

2025 GAME-BY-GAME STATS

Opponent	GS	UA	A	TOT	SACKS-YDS	TFL-YDS	FF	FR	INT	QBH
Ark-Pine Bluff		1	1	2	0.0-0	1.0-2	0	0	0	0
Kent State		DNP-injured								
Oregon State		DNP-injured								
at Utah		0	0	0	0.0-0	0.0-0	0	0	0	0
at Houston		0	0	0	0.0-0	0.0-0	0	0	0	0
Kansas										
at Arizona State										
Oklahoma State										
at Kansas State										
BYU										
UCF										
at West Virginia										
Totals		1	1	2	0.0-0	1.0-2	0	0	0	0

2024 GAME-BY-GAME STATS

Opponent	GS	UA	A	TOT	SACKS-YDS	TFL-YDS	FF	FR	INT	QBH
Abilene Christian		DNP-injured								
at Washington St.		DNP-injured								
North Texas		DNP-injured								
Arizona State		DNP-injured								
Cincinnati	*	0	0	0	0.0-0	0.0-0	0	0	0	0
at Arizona	*	0	3	3	0.0-0	0.0-0	0	0	0	0
Baylor	*	0	1	1	0.0-0	0.0-0	0	0	0	0
at TCU	*	1	2	3	0.5-3	0.5-3	0	0	0	0
at Iowa State	*	2	2	4	0.0-0	1.5-4	0	0	0	0
Colorado		2	3	5	0.0-0	0.0-0	0	0	0	2
at Oklahoma St.		0	1	1	0.0-0	0.0-0	0	0	0	0
West Virginia	*	0	1	1	0.0-0	0.0-0	0	0	0	1
vs. Arkansas	*	0	0	0	0.0-0	0.0-0	0	1	0	0
Totals		5	13	18	0.5-3	2.0-7	0	1	0	3

2023 GAME-BY-GAME STATS

Opponent	GS	UA	A	TOT	SACKS-YDS	TFL-YDS	FF	FR	INT	QBH
at Wyoming		0	0	0	0.0-0	0.0-0	0	0	0	0
Oregon		2	5	7	0.0-0	0.0-0	0	0	0	0
Tarleton State		0	0	0	0.0-0	0.0-0	0	0	0	0
at West Virginia		0	0	0	0.0-0	0.0-0	0	0	0	0
Houston		1	1	2	0.0-0	0.0-0	0	0	0	0
at Baylor		1	3	4	2.0-17	2.0-17	1	0	0	0
Kansas State	*	1	1	2	0.0-0	0.0-0	0	0	0	0
at BYU		DNP-injured								
TCU		0	1	1	0.0-0	0.0-0	0	0	0	0
at Kansas	*	0	1	1	0.0-0	0.0-0	0	0	0	1
UCF		0	1	1	0.0-0	0.0-0	0	0	0	0
at Texas		1	3	4	1.0-4	1.0-4	0	0	0	1
vs. California	*	1	3	4	0.0-0	1.5-1	0	0	0	0
Totals		7	19	26	3.0-21	4.5-22	1	0	0	2

0 SKYLER
GILL-HOWARD

DL | Sr. | 5th Yr. (1st at Tech) | Milwaukee, Wisconsin | Greenfield HS

Follow on Social Media

X: @SkylerHoward0 | IG: skylerhoward

PARTICIPATION	2021*	2022*	2023*	2024*	2025	CAREER
GP/GS	4/0	0/0	13/0	12/1	5/5	34/6

* at Upper Iowa | * at Northern Illinois

CAREER STATS

TACKLES	GP	UA	A	Total	TFL	Yds	PD	FF	FR	Blkd
2021 (UIO)	4	2	1	3	0.0	0	0	0	0	0
2022 (NIU)	0	0	0	0	0.0	0	0	0	0	0
2023 (NIU)	13	15	9	24	4.0	4	1	0	1	0
2024 (NIU)	12	27	24	51	8.0	35	0	0	0	0
2025 (TTU)	5	9	4	13	2.5	7	1	0	0	0
Totals	34	53	38	91	14.5	46	2	0	1	0

SACKS	G	UA	A	Total	Yds
2021 (UIO)	4	0	0	0.0	0
2022 (NIU)	0	0	0	0.0	0
2023 (NIU)	13	1	0	1.0	1
2024 (NIU)	12	4	2	5.0	30
2025 (TTU)	5	0	1	0.5	3
Totals	34	5	3	6.5	34

2025 GAME-BY-GAME STATS

Opponent	GS	UA	A	TOT	SACKS-YDS	TFL-YDS	FF	FR	INT	QBH
Ark-Pine Bluff	*	1	1	2	0.5-3	0.5-3	0	0	0	1
Kent State	*	3	1	4	0.0-0	1.0-3	0	0	1	0
Oregon State	*	0	1	1	0.0-0	0.0-0	0	0	0	2
at Utah	*	3	0	3	0.0-0	1.0-3	0	0	0	0
at Houston	*	2	1	3	0.0-0	0.0-0	0	0	0	1
Kansas										
at Arizona State										
Oklahoma State										
at Kansas State										
BYU										
UCF										
at West Virginia										
Totals		9	4	13	0.5-3	2.5-7	0	0	1	4

2024 GAME-BY-GAME STATS (@ NORTHERN ILLINOIS)

Opponent	GS	UA	A	TOT	SACKS-YDS	TFL-YDS	FF	FR	INT	QBH
Western Illinois	2	2	4		0.0-0	0.0-0	0	0	0	0
at Notre Dame	2	2	4		0.0-0	0.0-0	0	0	0	0
Buffalo	1	1	2		0.0-0	0.0-0	0	0	0	0
at NC State	1	2	3		0.0-0	0.5-0	0	0	0	1
UMass	2	2	4		0.0-0	0.0-0	0	0	0	1
at Bowling Green	5	2	7		2.0-14	3.0-16	0	0	0	0
Toledo	2	1	3		1.0-4	1.0-4	0	0	0	0
at Ball State	2	4	6		1.0-9	1.5-10	0	0	0	1
at W. Michigan	3	2	5		0.0-0	0.0-0	0	0	0	0
Akron	3	2	5		0.5-1	0.5-1	0	0	0	0
at Miami (OH)	2	2	4		0.0-0	1.0-2	0	0	0	1
C. Michigan	2	2	4		0.5-2	0.5-2	0	0	0	0
vs. Fresno State					DNP					
Totals		27	24	51	5.0-30	8.0-35	0	0	0	4

9 ROMELLO
HEIGHT

OLB | Sr. | 6th Yr. (1st at Tech) | Dublin, Georgia | Dublin HS

Follow on Social Media

X: @height_romello | IG: melloheight

PARTICIPATION	2020*	2021*	2022*	2023*	2024"	2025	CAREER
GP/GS	1/0	9/0	2/2	12/0	12/12	5/5	41/19

* at Auburn | * USC | " Georgia Tech

CAREER STATS

TACKLES	GP	UA	A	Total	TFL	Yds	PD	FF	FR	Blkd	QBH
2020 (UA)	1	0	0	0	0.0	0	0	0	0	0	0
2021 (UA)	9	6	13	19	3.0	9	0	0	0	0	4
2022 (USC)	2	0	0	0	0.0	0	0	0	0	0	0
2023 (USC)	12	11	9	20	6.0	35	0	0	1	0	1
2024 (GT)	12	18	16	34	6.5	26	0	2	0	0	4
2025 (TTU)	5	6	2	8	2.5	17	0	0	0	0	7
Totals	41	41	40	81	18.0	87	0	2	1	0	16

SACKS	G	UA	A	Total	Yds
2020 (UA)	1	0	0	0.0	0
2021 (UA)	9	0	0	0.0	0
2022 (USC)	2	0	0	0.0	0
2023 (USC)	12	4	0	4.0	31
2024 (GT)	12	2	1	2.5	16
2025 (TTU)	5	2	1	2.5	17
Totals	41	8	2	9.0	64

2025 GAME-BY-GAME STATS

Opponent	GS	UA	A	TOT	SACKS-YDS	TFL-YDS	FF	FR	INT	QBH
Ark-Pine Bluff	*	0	1	1	0.5-3	0.5-3	0	0	0	2
Kent State	*	2	0	2	1.0-6	1.0-6	0	0	0	2
Oregon State	*	3	1	4	1.0-8	1.0-8	0	0	0	2
at Utah	*	1	0	1	0.0-0	0.0-0	0	0	0	0
at Houston	*	0	0	0	0.0-0	0.0-0	0	0	0	0
Kansas										
at Arizona State										
Oklahoma State										
at Kansas State										
BYU										
UCF										
at West Virginia										
Totals		6	2	8	2.5-17	2.5-17	0	0	0	6

2024 GAME-BY-GAME STATS (@ GEORGIA TECH)

Opponent	GS	UA	A	TOT	SACKS-YDS	TFL-YDS	FF	FR	INT	QBH
vs. Florida State	*	2	1	3	0.0-0	1.0-3	0	0	0	0
Georgia State	*	1	3	4	0.0-0	0.5-1	0	0	0	0
at Syracuse	*	2	2	4	0.0-0	0.0-0	0	0	0	1
VMI	*	0	4	4	0.0-0	0.5-1	0	0	0	0
at Louisville	*	3	2	5	0.0-0	1.0-3	0	0	0	0
Duke	*	1	1	2	0.0-0	0.0-0	0	0	0	0
at North Carolina	*	3	0	3	0.0-0	1.0-2	0	0	0	1
vs. Notre Dame	*	1	1	2	0.0-0	0.0-0	0	0	0	0
at Virginia Tech	*	2	2	4	1.5-14	1.5-14	1	0	0	1
Miami	*	2	0	2	1.0-2	1.0-2	1	0	0	1
NC State	*	1	0	1	0.0-0	0.0-0	0	0	0	1
at Georgia	*	0	0	0	0.0-0	0.0-0	0	0	0	0
vs. Vanderbilt					DNP					
Totals		18	16	34	2.5-16	6.5-26	2	0	1	4

2023 GAME-BY-GAME STATS (@ USC)

Opponent	GS	UA	A	TOT	SACKS-YDS	TFL-YDS	FF	FR	INT	QBH
San Jose State	0	0	0		0.0-0	0.0-0	0	0	0	0
Nevada	0	2	2		0.0-0	0.0-0	0	0	0	0
Stanford	3	0	3		0.0-0	1.0-2	0	0	0	0
at Arizona State	4	1	5		2.0-12	2.0-12	0	1	0	0
at Colorado	2	0	2		1.0-7	1.0-7	0	0	0	1
Arizona	0	1	1		0.0-0	0.5-1	0	0	0	0
at Notre Dame	0	1	1		0.0-0	0.0-0	0	0	0	0
Utah	1	1	2		1.0-12	1.5-13	0	0	0	0
at California	0	1	1		0.0-0	0.0-0	0	0	0	0
Washington					DNP					
at Oregon	0	1	1		0.0-0	0.0-0	0	0	0	0
UCLA	1	0	1		0.0-0	0.0-0	0	0	0	0
vs. Louisville	0	1	1		0.0-0	0.0-0	0	0	0	0
Totals		11	9	20	4.0-31	6.0-35	0	1	0	1



33 A.J. HOLMES

DL | Jr. | 4th Yr. (1st at Tech) | Houston, Texas | Westfield HS

Follow on Social Media

X: @AnthonyJr10_ | IG: waakemup18

PARTICIPATION	2022*	2023*	2024*	2025	CAREER
GP/GS	5/1	12/3	12/12	5/0	34/16

* at Houston

CAREER STATS

TACKLES	GP	UA	A	Total	TFL	Yds	PD	FF	FR	Blkd	QBH
2022 (UH)	5	5	1	6	0.5	0	0	0	0	0	1
2023 (UH)	12	13	8	21	4.5	19	0	0	0	0	3
2024 (UH)	12	19	21	40	8.5	28	0	0	0	0	7
2025 (TTUJ)	5	10	8	18	3.0	3	1	0	2	0	4
Totals	34	47	38	85	16.5	50	1	0	2	0	15

SACKS	G	UA	A	Total	Yds
2022 (UH)	5	0	0	0.0	0
2023 (UH)	12	2	1	2.5	16
2024 (UH)	12	2	0	2.0	14
2025 (TTUJ)	4	1	0	1.0	1
Totals	34	5	1	5.5	31

2025 GAME-BY-GAME STATS

Opponent	GS	UA	A	TOT	SACKS-YDS	TFL-YDS	FF	FR	INT	QBH
Ark-Pine Bluff	2	1	3	0.0-0	0.0-0	0	0	0	0	1
Kent State	2	3	5	1.0-1	2.0-2	0	1	0	2	
Oregon State	1	2	3	1.0-8	1.0-8	0	0	0	1	
at Utah	1	2	3	0.0-0	0.0-0	0	1	0	0	
at Houston	4	0	4	0.0-0	1.0-1	0	0	0	0	
Kansas										
at Arizona State										
Oklahoma State										
at Kansas State										
BYU										
UCF										
at West Virginia										
Totals	10	8	18	1.0-1	3.0-3	0	2	0	4	

2024 GAME-BY-GAME STATS (@ HOUSTON)

Opponent	GS	UA	A	TOT	SACKS-YDS	TFL-YDS	FF	FR	INT	QBH
UNLV	*	1	2	3	0.0-0	0.0-0	0	0	0	0
at Oklahoma	*	1	1	2	0.0-0	0.0-0	0	0	0	0
Rice	*	0	2	2	0.0-0	0.0-0	0	0	0	3
at Cincinnati	*	2	2	4	0.0-0	1.5-3	0	0	0	0
Iowa State	*	3	3	6	1.0-7	1.5-8	0	0	0	0
at TCU	*	1	0	1	0.0-0	1.0-4	0	0	0	0
at Kansas	*	1	0	1	0.0-0	1.0-1	0	0	0	0
Utah	*	1	1	2	0.0-0	0.0-0	0	0	0	1
Kansas State	*	1	3	4	0.0-0	0.5-0	0	0	0	1
at Arizona	*	2	2	4	1.0-7	2.0-10	0	0	0	1
Baylor	*	3	4	7	0.0-0	1.0-2	0	0	0	0
at BYU	*	3	1	4	0.0-0	0.0-0	0	0	0	1
Totals		19	21	40	2.0-14	8.5-28	0	0	0	7

2023 GAME-BY-GAME STATS (@ HOUSTON)

Opponent	GS	UA	A	TOT	SACKS-YDS	TFL-YDS	FF	FR	INT	QBH
UTSA	*	1	3	4	0.0-0	0.0-0	0	0	0	2
at Rice	*	1	0	1	0.0-0	0.0-0	0	0	0	0
TCU	*	2	0	2	0.0-0	0.0-0	0	0	0	0
Sam Houston		2	0	2	1.0-7	2.0-8	0	0	0	1
at Texas Tech		1	0	1	0.0-0	0.0-0	0	0	0	0
West Virginia		0	0	0	0.0-0	0.0-0	0	0	0	0
Texas		0	1	1	0.0-0	0.0-0	0	0	0	0
at Kansas State		1	0	1	0.0-0	0.0-0	0	0	0	0
at Baylor		0	0	0	0.0-0	0.0-0	0	0	0	0
Cincinnati		2	2	4	1.5-9	2.5-11	0	0	0	0
Oklahoma State		1	1	2	0.0-0	0.0-0	0	0	0	0
at UCF		2	1	3	0.0-0	0.0-0	0	0	0	0
Totals		13	8	21	2.5-16	4.5-19	0	0	0	3

4 MAURION HORN

CB | Jr. | 4th Yr. | Broken Arrow, Okla. | Broken Arrow HS

Follow on Social Media

X: @MaurionHorn | IG: maurion_horn

PARTICIPATION	2022	2023	2024	2025	CAREER
GP/GS	0/0	10/0	13/13	2/1	25/14

CAREER STATS

TACKLES	GP	UA	A	Total	TFL	Yds	PD	FF	FR	Blkd	INT
2022	0	0	0	0	0.0	0	0	0	0	0	0
2023	10	3	1	4	0.0	0	0	0	0	0	0
2024	13	31	25	56	3.0	6	5	0	0	0	0
2025	2	0	0	0	0	0.0	0	0	0	0	0
Totals	25	34	26	60	3.0	6	5	0	0	0	0

2025 GAME-BY-GAME STATS

Opponent	GS	UA	A	TOT	TFL-YDS	INT-YDS	FF	FR	PBU
Ark-Pine Bluff	*	0	0	0	0.0-0	0-0	0	0	0
Kent State					DNP-injured				
Oregon State					DNP-injured				
at Utah					DNP-injured				
at Houston		0	0	0	0.0-0	0-0	0	0	0
Kansas									
at Arizona State									
Oklahoma State									
at Kansas State									
BYU									
UCF									
at West Virginia									
Totals		0	0	0	0.0-0	0-0	0	0	0

2024 GAME-BY-GAME STATS

Opponent	GS	UA	A	TOT	TFL-YDS	INT-YDS	FF	FR	PBU
Abilene Christian	*	6	5	11	1.0-2	0-0	0	0	0
at Washington St.	*	0	0	0	0.0-0	0-0	0	0	0
North Texas	*	1	0	1	0.0-0	0-0	0	0	1
Arizona State	*	2	2	4	0.0-0	0-0	0	0	0
Cincinnati	*	3	2	5	0.0-0	0-0	0	0	0
at Arizona	*	6	4	10	1.0-1	0-0	0	0	0
Baylor	*	4	1	5	0.0-0	0-0	0	0	0
at TCU	*	0	1	1	0.0-0	0-0	0	0	0
at Iowa State	*	3	5	8	0.0-0	0-0	0	0	1
Colorado	*	1	0	1	0.0-0	0-0	0	0	1
at Oklahoma St.	*	2	1	3	0.0-0	0-0	0	0	2
West Virginia	*	3	2	5	1.0-3	0-0	0	0	0
vs. Arkansas	*	0	2	2	0.0-0	0-0	0	0	0
Totals		31	25	56	3.0-6	0-0	0	0	5

O LEE
HUNTER

DL | Sr. | 5th Yr. (1st at Tech) | Mobile, Ala. | Blount HS

Follow on Social Media

X: @The_Fridge7 | IG: lee_hunter7

PARTICIPATION	2021*	2022*	2023*	2024*	2025	CAREER
GP/GS	0/0	13/0	13/13	12/10	5/5	43/28

* at Auburn | * at UCF

CAREER STATS

TACKLES	GP	UA	A	Total	TFL	Yds	PD	FF	FR	Blkd	QBH
2022 (UCF)	13	9	8	17	1.0	7	0	0	0	0	1
2023 (UCF)	13	38	31	69	11.0	49	1	0	0	0	2
2024 (UCF)	12	19	26	45	9.5	24	0	0	0	0	6
2025 (TTU)	5	3	10	13	1.0	3	0	0	0	0	1
Totals	43	69	75	144	22.5	83	1	0	0	0	10

SACKS	G	UA	A	Total	Yds
2022 (UCF)	13	1	0	1.0	7
2023 (UCF)	13	3	0	3.0	27
2024 (UCF)	12	1	0	1.0	5
2025 (TTU)	5	0	1	0.5	2
Totals	43	4	1	5.5	41

2025 GAME-BY-GAME STATS

Opponent	GS	UA	A	TOT	SACKS-YDS	TFL-YDS	FF	FR	INT	QBH
Ark.-Pine Bluff	*	0	1	1	0.5-2	0.5-2	0	0	0	0
Kent State	*	0	2	2	0.0-0	0.0-0	0	0	0	1
Oregon State	*	0	5	5	0.0-0	0.5-1	0	0	0	0
at Utah	*	1	1	2	0.0-0	0.0-0	0	0	0	0
at Houston	*	2	1	3	0.0-0	0.0-0	0	0	0	0
Kansas										
at Arizona State										
Oklahoma State										
at Kansas State										
BYU										
UCF										
at West Virginia										
Totals		3	10	13	0.5-2	1.0-3	0	0	0	1

2024 GAME-BY-GAME STATS (@ UCF)

Opponent	GS	UA	A	TOT	SACKS-YDS	TFL-YDS	FF	FR	INT	QBH
New Hampshire	*	0	1	1	0.0-0	0.0-0	0	0	0	1
Sam Houston	*	3	0	3	0.0-0	1.0-1	0	0	0	0
at TCU		0	1	1	0.0-0	0.0-0	0	0	0	0
Colorado	*	1	4	5	0.0-0	0.5-5	0	0	0	0
at Florida	*	3	3	6	0.0-0	0.0-0	0	0	0	0
Cincinnati	*	1	2	3	0.0-0	0.5-1	0	0	0	0
at Iowa State	*	2	2	4	1.0-5	2.0-6	0	0	0	2
BYU		3	1	4	0.0-0	1.0-3	0	0	0	1
Arizona	*	1	3	4	0.0-0	0.5-2	0	0	0	0
at Arizona State	*	1	3	4	0.0-0	0.5-0	0	0	0	1
at West Virginia	*	1	4	5	0.0-0	1.0-1	0	0	0	1
Utah	*	3	2	5	0.0-0	2.5-5	0	0	0	0
Totals		19	26	45	1.0-5	9.5-24	0	0	0	6

2023 GAME-BY-GAME STATS (@ UCF)

Opponent	GS	UA	A	TOT	SACKS-YDS	TFL-YDS	FF	FR	INT	QBH
Kent State	*	5	3	8	1.0-1	1.0-1	0	0	0	1
at Boise State	*	3	1	4	0.0-0	0.0-0	0	0	0	0
Villanova	*	2	3	5	0.0-0	0.0-0	0	0	0	0
at Kansas State	*	4	2	6	0.0-0	0.5-1	0	0	0	0
Baylor	*	5	4	9	1.0-18	1.0-18	0	0	0	0
at Kansas	*	1	1	2	0.0-0	0.0-0	0	0	0	0
at Oklahoma	*	3	2	5	1.0-8	2.5-11	0	0	0	0
West Virginia	*	2	1	3	0.0-0	0.0-0	0	0	0	0
at Cincinnati	*	2	5	7	0.0-0	1.5-6	0	0	0	1
Oklahoma State	*	5	3	8	0.0-0	2.0-5	0	0	0	0
at Texas Tech	*	1	0	1	0.0-0	0.0-0	0	0	0	0
Houston	*	3	3	6	0.0-0	2.0-6	0	0	0	0
vs. Georgia Tech	*	2	3	5	0.0-0	0.5-1	0	0	0	0
Totals		38	31	69	3.0-27	11.0-49	0	0	0	2

2022 GAME-BY-GAME STATS (@ UCF)

Opponent	GS	UA	A	TOT	SACKS-YDS	TFL-YDS	FF	FR	INT	QBH
South Carolina St.					DNP					
Louisville		0	1	1	0.0-0	0.0-0	0	0	0	0
at FAU		1	1	2	1.0-7	1.0-7	0	0	0	0
Georgia Tech		0	1	1	0.0-0	0.0-0	0	0	0	0
SMU		0	0	0	0.0-0	0.0-0	0	0	0	0
Temple		0	1	1	0.0-0	0.0-0	0	0	0	0
at East Carolina		3	0	3	0.0-0	0.0-0	0	0	0	0
Cincinnati		0	0	0	0.0-0	0.0-0	0	0	0	0
at Memphis		0	2	2	0.0-0	0.0-0	0	0	0	0
at Tulane		1	0	1	0.0-0	0.0-0	0	0	0	0
Navy		1	2	3	0.0-0	0.0-0	0	0	0	0
at South Florida		0	0	0	0.0-0	0.0-0	0	0	0	0
at Tulane		1	0	1	0.0-0	0.0-0	0	0	0	0
vs. Duke		2	0	2	0.0-0	0.0-0	0	0	0	1
Totals		9	8	17	1.0-7	1.0-7	0	0	0	1

7 BRENDEN
JORDAN

S | Jr. | 3rd Yr. | Mansfield, Texas | Mansfield HS

Follow on Social Media

X: @BrendenJordan4 | IG: brendenxjordan

PARTICIPATION	2023	2024	2025	CAREER
GP/GS	13/5	13/2	5/5	31/12

CAREER STATS

TACKLES	GP	UA	A	Total	TFL	Yds	PD	FF	FR	INT	QBH
2023	13	16	4	20	1	1	1	0	0	0	1
2024	13	18	18	36	2.5	9	3	0	2	0	0
2025	5	7	7	14	0	0	0	0	0	1	0
TOTALS	31	41	29	70	3.5	10	4	0	2	1	1

2025 GAME-BY-GAME STATS

Opponent	GS	UA	A	TOT	TFL-YDS	INT-YDS	FF	FR	PBU
Ark.-Pine Bluff	*	0	1	1	0.0-0	0-0	0	0	0
Kent State	*	0	1	1	0.0-0	0-0	0	0	0
Oregon State	*	3	2	5	0.0-0	0-0	0	0	0
at Utah	*	4	3	7	0.0-0	0-0	0	0	0
at Houston	*	0	0	0	0.0-0	1-0	0	0	0
Kansas									
at Arizona State									
Oklahoma State									
at Kansas State									
BYU									
UCF									
at West Virginia									
Totals		7	7	14	0.0-0	1-0	0	0	0

2024 GAME-BY-GAME STATS

Opponent	GS	UA	A	TOT	TFL-YDS	INT-YDS	FF	FR	PBU
Abilene Christian		3	0	3	0.0-0	0-0	0	0	0
at Washington St.		0	1	1	0.0-0	0-0	0	0	0
North Texas		0	1	1	0.0-0	0-0	0	0	0
Arizona State		1	3	4	0.0-0	0-0	0	0	1
Cincinnati		4	1	5	0.0-0	0-0	0	0	0
at Arizona		0	2	2	0.0-0	0-0	0	0	1
Baylor		3	0	3	0.0-0	0-0	0	0	0
at TCU		1	3	4	1.0-5	0-0	0	0	0
at Iowa State	*	1	2	3	0.0-0	0-0	0	0	0
Colorado		0	1	1	0.5-3	0-0	0	0	0
at Oklahoma St.		0	1	1	0.0-0	0-0	0	0	0
West Virginia		3	2	5	0.0-0	0-0	0	1	0
vs. Arkansas	*	2	1	3	1.0-1	0-0	0	0	2
Totals		18	18	36	2.5-9	0-0	0	2	3

2023 GAME-BY-GAME STATS

Opponent	GS	UA	A	TOT	TFL-YDS	INT-YDS	FF	FR	PBU
at Wyoming	*	0	0	0	0.0-0	0-0	0	0	0
Oregon	*	5	0	5	0.0-0	0-0	0	0	1
Tarleton St.		4	0	4	0.0-0	0-0	0	0	0
at West Virginia		0	0	0	0.0-0	0-0	0	0	0
Houston		0	0	0	0.0-0	0-0	0	0	0
at Baylor		0	0	0	0.0-0	0-0	0	0	0
Kansas State		5	1	6	1.0-1	0-0	0	0	1
at BYU		0	1	1	0.0-0	0-0	0	0	0
TCU	*	0	0	0	0.0-0	0-0	0	0	0
at Kansas		0	0	0	0.0-0	0-0	0	0	0
UCF	*	4	1	5	0.0-0	0-0	0	0	0
at Texas	*	1	1	2	0.0-0	0-0	0	0	0
vs. California		0	0	0	0.0-0	0-0	0	0	0
Totals		16	4	20	1.0-1	0-0	0	0	1



1 A.J. McCARTY

DB | Sr. | 6th Yr. (3rd at Tech) | Brownwood, Texas | Brownwood HS

Follow on Social Media

X: @adonismccartyjr | IG: adonismccartyjr

PARTICIPATION	2020*	2021*	2022*	2023	2024	2025	CAREER
GP/GS	3/0	13/0	13/2	1/0	12/11	5/0	48/13

* indicates seasons at Baylor

TACKLES	GP	UA	A	Total	TFL	Yds	PD	FF	FR	Blkd	INT
2020 (BU)	3	0	1	1	0.0	0	0	0	0	0	0
2021 (BU)	13	3	0	3	0.0	0	1	0	1	0	0
2022 (BU)	13	31	6	37	1.0	1	3	0	0	0	1
2023 (TTU)	1	0	0	0	0.0	0	0	0	0	0	0
2024 (TTU)	13	20	12	32	6.5	14	2	0	0	0	2
2025 (TTU)	5	8	2	10	1.0	4	1	0	0	2	0
TOTALS	48	62	21	83	8.5	19	7	0	1	2	3

2025 GAME-BY-GAME STATS

Opponent	GS	UA	A	TOT	TFL-YDS	INT-YDS	FF	FR	PBU
Ark.-Pine Bluff	1	1	2		1.0-4	0-0	0	0	0
Kent State	2	1	3		0.0-0	0-0	0	0	1
Oregon State	1	0	1		0.0-0	0-0	0	0	0
at Utah	0	0	0		0.0-0	0-0	0	0	0
at Houston	4	0	4		0.0-0	0.0-0	0	0	0
Kansas									
at Arizona State									
Oklahoma State									
at Kansas State									
BYU									
UCF									
at West Virginia									
Totals	8	2	10		1.0-4	0-0	0	0	1

2024 GAME-BY-GAME STATS

Opponent	GS	UA	A	TOT	TFL-YDS	INT-YDS	FF	FR	PBU
Abilene Christian	*	2	3	5	0.0-0	0-0	0	0	1
at Washington St.	*	1	0	1	0.0-0	0-0	0	0	0
North Texas	*	2	0	2	1.0-3	0-0	0	0	0
Arizona State	*	2	2	4	0.5-2	0-0	0	0	0
Cincinnati	*	2	1	3	1.0-1	1-51	0	0	0
at Arizona	*	0	1	1	0.0-0	0-0	0	0	1
Baylor	*	1	0	1	0.0-0	0-0	0	0	0
at TCU	*	2	1	3	0.5-1	0-0	0	0	0
at Iowa State		1	0	1	0.0-0	1-0	0	0	0
Colorado	*	2	2	4	1.0-4	0-0	0	0	0
at Oklahoma St.	*	4	0	4	1.0-1	0-0	0	0	0
West Virginia	*	1	1	2	1.0-1	0-0	0	0	0
vs. Arkansas		0	1	1	0.5-1	0-0	0	0	0
Totals	20	12	32		6.5-14	2-51	0	0	2

2023 GAME-BY-GAME STATS

Opponent	GS	UA	A	TOT	TFL-YDS	INT-YDS	FF	FR	PBU
vs. California	0	0	0		0.0-0	0-0	0	0	0
Totals	0	0	0		0.0-0	0-0	0	0	0

2022 GAME-BY-GAME STATS (@ BAYLOR)

Opponent	GS	UA	A	TOT	TFL-YDS	INT-YDS	FF	FR	PBU
UAlbany	2	0	2		0.0-0	0-0	0	0	1
at BYU	1	1	2		0.0-0	0-0	0	0	0
Texas State	4	2	6		0.0-0	0-0	0	0	0
at Iowa State	7	2	9		0.0-0	0-0	0	0	0
Oklahoma State	0	0	0		0.0-0	0-0	0	0	0
at West Virginia	0	0	0		0.0-0	0-0	0	0	0
Kansas	1	1	2		0.0-0	0-0	0	0	1
at Texas Tech	4	0	4		0.0-0	1-18	0	0	1
at Oklahoma	*	3	0	3	0.0-0	0-0	0	0	0
Kansas State	1	0	1		0.0-0	0-0	0	0	0
TCU	3	0	3		0.0-0	0-0	0	0	0
at Texas	1	0	1		0.0-0	0-0	0	0	0
vs. Air Force	*	4	0	4	1.0-1	0-0	0	0	0
Totals	31	6	37		1.0-1	1-18	0	0	3

2021 GAME-BY-GAME STATS (@ BAYLOR)

Opponent	GS	UA	A	TOT	TFL-YDS	INT-YDS	FF	FR	PBU
at Texas State	0	0	0		0.0-0	0-0	0	0	0
Texas Southern	0	0	0		0.0-0	0-0	0	0	1
at Kansas	1	0	1		0.0-0	0-0	0	0	0
Iowa State	1	0	1		0.0-0	0-0	0	0	0
at Oklahoma State	0	0	0		0.0-0	0-0	0	0	0
West Virginia	0	0	0		0.0-0	0-0	0	0	0
BYU									
Texas	0	0	0		0.0-0	0-0	0	0	0
at TCU	0	0	0		0.0-0	0-0	0	0	0
Oklahoma	0	0	0		0.0-0	0-0	0	0	0
at Kansas State	0	0	0		0.0-0	0-0	0	1	0
Texas Tech	0	0	0		0.0-0	0-0	0	0	0
vs. Oklahoma State	0	0	0		0.0-0	0-0	0	0	0
vs. Ole Miss	1	0	1		0.0-0	0-0	0	0	0
Totals	3	0	3		0.0-0	0-0	0	1	1

2020 GAME-BY-GAME STATS (@ BAYLOR)

Opponent	GS	UA	A	TOT	TFL-YDS	INT-YDS	FF	FR	PBU
Kansas State	0	0	0		0.0-0	0-0	0	0	0
at Oklahoma	0	0	0		0.0-0	0-0	0	0	0
Oklahoma State	0	1	1		0.0-0	0-0	0	0	0
Totals	0	1	1		0.0-0	0-0	0	0	0

9 JOHNCARLOS MILLER

TE | Sr. | 5th Yr. (2nd at Tech) | Greensboro, N.C. | Dudley HS

Follow on Social Media

X: @j2manmiller | IG: theofficial_miller

PARTICIPATION	2021*	2022*	2023*	2024	2025	CAREER
GP/GS	4/0	11/11	10/10	13/0	5/1	43/22

* at Elon

CAREER STATS

RECEIVING	G	Rec	Yds	TD	Lg	Rec/G	Avg/C	Avg/G
2021 (ELON)	4	1	4	0	4	0.3	4.0	1.0
2022 (ELON)	11	26	201	3	25	2.4	7.7	18.3
2023 (ELON)	10	25	453	4	70	2.5	18.1	45.3
2024 (TTU)	12	10	122	3	45	0.8	14.0	10.5
2025 (TTU)	5	6	57	0	17	1.2	9.5	11.4
Totals	43	68	837	10	70	1.6	12.3	19.5

2025 GAME-BY-GAME

Opponent	GS	Rec	Yds	TD	Avg	LG	Rush	Yds	TD
Arkansas-Pine Bluff	*	2	24	0	12.0	17	0	0	0
Kent State		2	12	0	6.0	6	0	0	0
Oregon State		1	17	0	17.0	17	0	0	0
at Utah		0	0	0	0.0	0	0	0	0
at Houston		1	4	0	4.0	4	0	0	0
Kansas									
at Arizona State									
Oklahoma State									
at Kansas State									
BYU									
UCF									
at West Virginia									
Totals		6	57	0	9.5	17	0	0	0

2024 GAME-BY-GAME

Opponent	GS	Rec	Yds	TD	Avg	LG	Rush	Yds	TD
Abilene Christian		1	7	0	7.0	7	0	0	0
at Washington St.		1	20	1	20.0	20	0	0	0
North Texas		2	55	1	27.5	45	0	0	0
Arizona State		1	5	1	5.0	5	0	0	0
Cincinnati		0	0	0	0.0	0	0	0	0
at Arizona		0	0	0	0.0	0	0	0	0
Baylor		1	13	0	13.0	0	0	0	0
at TCU		0	0	0	0.0	0	0	0	0
at Iowa State		0	0	0	0.0	0	0	0	0
Colorado		1	5	0	5.0	5	0	0	0
at Oklahoma St.		2	21	0	10.5	12	0	0	0
West Virginia		0	0	0	0.0	0	0	0	0
Totals	9	126	3	14.0	45		0	0	0

2023 GAME-BY-GAME (@ ELON)

Opponent	GS	Rec	Yds	TD	Avg	LG	Rush	Yds	TD
at Wake Forest	*	1	18	0	0.0	18	0	0	0
at Gardner-Webb	*	2	49	0	0.0	25	0	0	0
N.C. A&T	*	0	0	0	0.0	0	0	0	0
at Campbell	*	4	55	0	0.0	26	0	0	0
William & Mary	*	2	7	0	0.0	4	0	0	0
N.C. Central	*	5	82	0	0.0	30	0	0	0
Monmouth	*	2	70	1	0.0	65	0	0	0
at Delaware	*	5	101	1	0.0	70	0	0	0
at Richmond	*	2	14	1	0.0	9	0	0	0
Hampton	*	2	57	1	0.0	53	0	0	0
Totals	25	453	4	0.0	70		0	0	0

2022 GAME-BY-GAME (@ ELON)

Opponent	GS	Rec	Yds	TD	Avg	LG	Rush	Yds	TD
at Vanderbilt	*	3	24	0	0.0	15	0	0	0
at Wofford	*	4	31	0	0.0	10	0	0	0
Gardner-Webb	*	2	22	0	0.0	14	0	0	0
at William & Mary	*	2	21	0	0.0	20	0	0	0
Richmond	*	1	25	1	0.0	25	0	0	0
Towson	*	3	13	1	0.0	8	0	0	0
at Rhode Island	*	4	29	0	0.0	9	0	0	0
at New Hampshire	*	0	0	0	0.0	0	0	0	0
Delaware	*	2	4	0	0.0	4	0	0	0
UAlbany	*	2	5	0	0.0	5	0	0	0
at Hampton	*	3	27	1	0.0	16	0	0	0
Totals	26	201	3	0.0	25		0	0	0

2021 GAME-BY-GAME (@ELON)

Opponent	GS	Rec	Yds	TD	Avg	LG	Rush	Yds	TD
at James Madison		0	0	0	0.0	0	0	0	0
Villanova		0	0	0	0.0	0	0	0	0
at Towson		0	0	0	0.0	0	0	0	0
Rhode Island		1	4	0	0.0	4	0	0	0
Totals	1	4	0	0.0	4		0	0	0

2 BEHREN
MORTON

QB | Sr. | 5th Yr. | Eastland, Texas | Eastland HS

Follow on Social Media

X: @BehrenMorton | IG: bmorton_2

PARTICIPATION	2021	2022	2023	2024	2025	CAREER
GP/GS	2/0	9/4	10/8	12/12	5/5	38/29

CAREER STATS

PASSING	G	Cmp	Att	Int	Yds	TD	Lg	Pct	Avg/G	Effic
2021	2	1	3	0	0	0	0	33.3	0.0	33.3
2022	9	96	169	6	1,117	7	55	56.8	124.1	118.9
2023	10	182	293	8	1,757	15	49	62.1	175.7	123.9
2024	12	295	466	8	3,335	27	70	63.3	277.9	139.1
2025	5	97	140	3	1,410	12	73	69.3	282.0	177.9
Totals	38	671	1,071	25	7,619	61	73	62.7	200.5	136.5

RUSHING	G	Att	Yds	TD	Lg	Avg/C	Avg/G
2021	2	2	15	0	17	7.5	7.5
2022	9	42	79	2	15	1.9	8.8
2023	10	46	3	4	14	0.1	0.3
2024	12	55	-22	1	26	-0.4	-1.8
2025	5	18	-2	0	11	-0.1	-0.4
Totals	38	163	73	7	26	0.4	1.9

TOTAL OFF.	G	Rush	Pass	Total	Avg/G
2021	2	15	0	15	7.5
2022	9	79	1117	1196	132.9
2023	10	3	1757	1760	176.0
2024	12	-22	3335	3313	276.1
2025	5	-2	1,410	1,408	281.6
Totals	38	73	7,619	7,692	202.4

2025 GAME-BY-GAME

Opponent	GS	Comp	Att	TD	INT	Yds	Lg	Run	Yds	TD	LG
Ark.-Pine Bluff	*	16	20	4	0	201	41	0	0	0	0
Kent State	*	18	26	3	0	258	50	1	4	0	4
Oregon State	*	23	35	4	1	464	61	5	-9	0	7
at Utah	*	12	19	0	2	142	73	5	2	0	11
at Houston	*	28	40	1	0	345	69	7	1	0	6
Kansas											
at Arizona State											
Oklahoma State											
at Kansas State											
BYU											
UCF											
at West Virginia											
Totals		97	140	12	3	1,410	73	18	-2	0	11

2024 GAME-BY-GAME

Opponent	GS	Comp	Att	TD	INT	Yds	Lg	Run	Yds	TD	LG
Abilene Christian	*	30	42	5	0	378	36	2	-5	0	3
at Washington St.	*	34	58	1	2	323	42	4	7	0	7
North Texas	*	15	19	4	0	273	70	2	-1	1	10
Arizona State	*	24	44	2	0	201	21	3	-15	0	4
Cincinnati	*	19	29	2	0	251	49	3	46	0	26
at Arizona	*	17	29	0	0	214	57	4	-23	0	1
Baylor	*	33	49	3	1	286	32	6	3	0	7
at TCU	*	13	22	0	0	137	44	3	-3	0	1
at Iowa State	*	21	40	2	2	237	35	8	6	0	8
Colorado	*	24	40	2	1	275	35	11	-36	0	9
at Oklahoma St.	*	37	53	4	1	401	34	8	3	0	12
West Virginia	*	28	41	2	1	359	41	1	-4	0	0
Totals		295	466	27	8	3,335	70	55	-22	1	26

2023 GAME-BY-GAME

Opponent	GS	Comp	Att	TD	INT	Yds	Lg	Run	Yds	TD	LG
at Wyoming	DNP										
Oregon	DNP	-	-	-	-	-	-	-	-	-	-
Tarleton State	8	13	2	1	72	15	3	11	0	7	
at West Virginia	13	37	1	0	158	26	8	-12	0	4	
Houston	*	14	22	2	0	161	34	4	10	0	7
at Baylor	*	19	26	3	1	180	24	2	-1	1	10
Kansas State	*	14	21	0	0	125	31	6	8	1	10
at BYU	DNP-injured										
TCU	*	28	36	2	0	282	44	5	-4	1	9
at Kansas	*	19	25	0	1	176	33	7	-11	0	9
UCF	*	21	34	2	1	256	49	3	10	0	8
at Texas	*	19	36	0	3	88	15	5	-2	1	14
vs. California	*	27	43	3	1	259	41	3	-6	0	7
Totals		182	293	15	8	1,757	49	46	3	4	14

BEHREN MORTON (CONT.)

2022 GAME-BY-GAME

Opponent	GS	Comp	Att	TD	INT	Yds	Lg	Run	Yds	TD	LG
Murray State		7	10	1	1	97	24	3	-15	0	2
Houston		0	0	0	0	0	0	0	0	0	0
at NC State		4	7	0	1	85	38	2	20	0	13
Texas		0	0	0	0	0	0	0	0	0	0
at Kansas State	DNP										
at Oklahoma St.	*	39	62	2	1	379	36	17	53	1	15
West Virginia	*	28	45	2	0	325	55	8	17	0	8
Baylor	*	11	34	1	3	152	39	6	6	1	14
at TCU	*	7	10	1	0	79	47	6	-2	0	4
Kansas	DNP-injured										
at Iowa State	DNP-injured										
Oklahoma	DNP-injured										
vs. Ole Miss		0	1	0	0	0	0	0	0	0	0
Totals		96	169	7	6	1,117	55	42	79	2	15

2021 GAME-BY-GAME

Opponent	GS	Comp	Att	TD	INT	Yds	Lg	Run	Yds	TD	LG
at Kansas		0	0	0	0	0	0	0	0	0	0
Oklahoma State		1	3	0	0	0	0	2	15	0	17
Totals		1	3	0	0	0	0	2	15	0	17

14 BRICE
POLLOCK

CB | Jr. | 3rd Yr. (1st at Tech) | Snellville, Ga. | Shiloh HS

Follow on Social Media

X: @PollockBrice | IG: bricepollock_

PARTICIPATION	2023*	2024*	2025	CAREER
GP/GS	11/3	12/12	5/5	28/20

* at Mississippi State

TACKLES	GP	UA	A	Total	TFL	Yds	PD	FF	FR	Blkd	INT
2023 (MSU)	11	13	11	24	0.5	1	1	0	0	0	0
2024 (MSU)	12	24	24	48	1.0	3	9	1	0	0	1
2025 (TTU)	5	6	9	15	0.5	1	1	0	0	0	3
TOTALS	28	43	44	87	2.0	5	11	1	0	0	4

2025 GAME-BY-GAME STATS

Opponent	GS	UA	A	TOT	TFL-YDS	INT-YDS	FF	FR	PBU
Ark.-Pine Bluff	*	0	0	0	0.0-0	0-0	0	0	0
Kent State	*	0	2	2	0.0-0	0-0	0	0	0
Oregon State	*	2	4	6	0.0-0	2-0	0	0	0
at Utah	*	4	2	6	0.5-1	1-0	0	0	0
at Houston	*	0	1	1	0.0-0	0-0	0	0	1
Kansas									
at Arizona State									
Oklahoma State									
at Kansas State									
BYU									
UCF									
at West Virginia									
Totals		6	9	15	0.5-1	3-0	0	0	1

2024 GAME-BY-GAME STATS (@ MISSISSIPPI STATE)

Opponent	GS	UA	A	TOT	TFL-YDS	INT-YDS	FF	FR	PBU
E. Kentucky	*	0	4	4	0.0-0	0-0	0	0	1
at Arizona State	*	3	3	6	0.0-0	0-0	0	0	0
Toledo	*	0	1	1	0.0-0	0-0	0	0	1
Florida	*	4	0	4	0.0-0	0-0	0	0	1
at Texas	*	4	2	6	0.0-0	0-0	0	0	1
at Georgia	*	4	0	4	0.0-0	1-0	0	0	1
Texas A&M	*	3	1	4	0.0-0	0-0	0	0	0
Arkansas	*	0	4	4	0.0-0	0-0	0	0	0
UMass	*	1	2	3	0.0-0	0-0	0	0	2
at Tennessee	*	1	1	2	1.0-3	0-0	0	0	0
Missouri	*	1	3	4	0.0-0	0-0	0	0	1
at Ole Miss	*	3	3	6	0.0-0	0-0	0	0	1
Totals		24	24	48	1.0-3	1-0	0	0	9



13 BEN ROBERTS

LB | Jr. | 4th Yr. | Haslet, Texas | Eaton HS

Follow on Social Media

X: @Ben_Roberts2022 | IG: ben.roberts04

PARTICIPATION	2022	2023	2024	2025	CAREER
GP/GS	2/0	13/12	13/13	5/5	33/30

CAREER STATS

TACKLES	GP	UA	A	Total	TFL	Yds	PD	FF	FR	Blkd	QBH
2022	2	0	0	0	0.0	0	0	0	0	0	0
2023	13	55	52	107	6.5	30	0	2	0	0	3
2024	13	38	45	83	4.5	11	0	3	0	0	6
2025	5	10	16	26	0.0	0	3	1	1	0	2
Totals	33	103	113	216	11.0	41	3	6	1	0	11

2025 GAME-BY-GAME STATS

Opponent	GS	UA	A	TOT	SACKS-YDS	TFL-YDS	FF	FR	INT	QBH
Ark-Pine Bluff	*	1	3	4	0.0-0	0.0-0	0	0	0	0
Kent State	*	2	4	6	0.0-0	0.0-0	0	0	0	0
Oregon State	*	1	3	4	0.0-0	0.0-0	0	0	0	2
at Utah	*	2	4	6	0.0-0	0.0-0	1	0	0	0
at Houston	*	4	2	6	0.0-0	0.0-0	0	1	0	0
Kansas										
at Arizona State										
Oklahoma State										
at Kansas State										
BYU										
UCF										
at West Virginia										
Totals		10	16	26	0.0-0	0.0-0	1	1	0	2

2024 GAME-BY-GAME STATS

Opponent	GS	UA	A	TOT	SACKS-YDS	TFL-YDS	FF	FR	INT	QBH
Abilene Christian	*	4	3	7	0.0-0	1.0-2	1	0	0	0
at Washington St.	*	7	0	7	0.0-0	1.0-2	1	0	0	0
North Texas	*	3	0	3	0.0-0	0.0-0	0	0	0	0
Arizona State	*	2	9	11	0.0-0	0.0-0	0	0	0	0
Cincinnati	*	4	8	12	0.0-0	2.0-5	1	0	0	1
at Arizona	*	2	3	5	0.0-0	0.0-0	0	0	0	1
Baylor	*	3	3	6	0.0-0	0.0-0	0	0	0	0
at TCU	*	3	4	7	0.0-0	0.0-0	0	0	0	0
at Iowa State	*	2	5	7	0.0-0	0.5-2	0	0	0	2
Colorado	*	2	0	2	0.0-0	0.0-0	0	0	0	0
at Oklahoma St.	*	3	4	7	0.0-0	0.0-0	0	0	0	1
West Virginia	*	2	2	4	0.0-0	0.0-0	0	0	0	0
vs. Arkansas	*	1	4	5	0.0-0	0.0-0	0	0	0	1
Totals		38	45	83	0.0-0	4.5-11	3	0	0	6

2023 GAME-BY-GAME STATS

Opponent	GS	UA	A	TOT	SACKS-YDS	TFL-YDS	FF	FR	INT	QBH
at Wyoming		0	1	1	0.0-0	0.5-0	0	0	0	0
Oregon	*	5	7	12	0.5-2	1.5-7	1	0	0	0
Tarleton State	*	2	2	4	0.0-0	0.0-0	0	0	0	0
at West Virginia	*	4	7	11	0.0-0	0.5-1	0	0	1	0
Houston	*	8	2	10	0.0-0	0.0-0	0	0	0	0
at Baylor	*	5	2	7	0.0-0	2.0-19	1	0	0	0
Kansas State	*	5	6	11	0.0-0	0.0-0	0	0	0	0
at BYU	*	5	5	10	0.0-0	0.0-0	0	0	0	1
TCU	*	3	3	6	0.0-0	0.0-0	0	0	0	0
at Kansas	*	8	1	9	0.0-0	0.0-0	0	0	0	0
UCF	*	2	4	6	0.0-0	0.5-2	0	0	0	0
at Texas	*	6	7	13	0.0-0	0.0-0	0	0	0	1
vs. California	*	2	5	7	0.0-0	1.5-3	0	0	0	1
Totals		55	52	107	0.5-2	6.5-30	2	0	1	3

2022 GAME-BY-GAME STATS

Opponent	GS	UA	A	TOT	SACKS-YDS	TFL-YDS	FF	FR	INT	QBH
Murray State		DNP								
Houston		DNP								
at NC State		DNP								
Texas		DNP								
at Kansas State	0	0	0	0.0-0	0.0-0	0	0	0	0	0
at Oklahoma St.	0	0	0	0.0-0	0.0-0	0	0	0	0	0
West Virginia		DNP								
Baylor		DNP								
at TCU		DNP								
Kansas		DNP								
at Iowa State		DNP								
Oklahoma		DNP								
vs. Ole Miss		DNP								
Totals		0	0	0	0.0-0	0.0-0	0	0	0	0

10 JACOB RODRIGUEZ

LB | Sr. | 5th Yr. (4th at Tech) | Wichita Falls, Texas | Rider HS

Follow on Social Media

X: @Jacob_R_10 | IG: jrodriguez...10

PARTICIPATION	2021	2022	2023	2024	2025	CAREER
GP/GS	12/0	12/0	5/4	13/13	5/5	47/22

CAREER STATS

TACKLES	GP	UA	A	Total	TFL	Yds	PD	FF	FR	Blkd	QBH
2021 (UNV)	12	1	0	1	0.0	0	0	0	0	0	0
2022 (TTU)	12	17	12	29	3.0	7	0	1	0	0	0
2023 (TTU)	5	21	11	32	1.0	1	2	2	1	0	1
2024 (TTU)	13	77	50	127	10.5	63	4	3	2	0	5
2025 (TTU)	5	15	18	33	4.0	6	3	2	0	0	1
Totals	47	131	91	222	18.5	77	9	8	3	0	7

2025 GAME-BY-GAME STATS

Opponent	GS	UA	A	TOT	SACKS-YDS	TFL-YDS	FF	FR	INT	QBH
Ark-Pine Bluff	*	3	0	3	0.0-0	0.0-0	0	0	0	0
Kent State	*	3	4	7	0.0-0	0.0-0	1	0	0	1
Oregon State	*	0	7	7	0.0-0	0.5-1	0	0	0	0
at Utah	*	5	6	11	0.0-0	0.5-0	1	0	0	0
at Houston	*	4	1	5	0.0-0	2.0-4	0	0	1	0
Kansas										
at Arizona State										
Oklahoma State										
at Kansas State										
BYU										
UCF										
at West Virginia										
Totals		15	18	33	0.0-0	4.0-6	2	0	1	1

2024 GAME-BY-GAME STATS

Opponent	GS	UA	A	TOT	SACKS-YDS	TFL-YDS	FF	FR	INT	QBH
Abilene Christian	*	9	4	13	0.0-0	2.0-13	1	0	0	0
at Washington St.	*	7	0	7	0.0-0	0.0-0	0	0	0	0
North Texas	*	1	0	1	0.0-0	0.0-0	0	0	0	1
Arizona State	*	2	7	9	0.0-0	1.0-2	0	0	0	0
Cincinnati	*	7	4	11	0.0-0	0.5-2	0	1	0	1
at Arizona	*	5	8	13	1.0-16	1-16	1	0	0	0
Baylor	*	7	5	12	0.0-0	0.0-0	0	0	0	0
at TCU	*	1	4	5	0.0-0	0.0-0	0	0	0	0
at Iowa State	*	9	4	13	2.0-6	2.5-7	1	0	0	0
Colorado	*	13	4	17	1.0-10	1.5-11	0	0	0	2
at Oklahoma St.	*	7	5	12	0.0-0	0.0-0	0	1	1	1
West Virginia	*	4	1	5	1.0-10	1.0-10	0	0	0	0
vs. Arkansas	*	5	4	9	0.0-0	1.0-2	0	0	0	0
Totals		72	46	118	5.0-42	9.5-61	3	2	1	5

2023 GAME-BY-GAME STATS

Opponent	GS	UA	A	TOT	SACKS-YDS	TFL-YDS	FF	FR	INT	QBH
at Wyoming	*	2	0	2	0.0-0	0.0-0	1	1	0	0
Oregon		DNP-injured								
Tarleton State		DNP-injured								
at West Virginia		DNP-injured								
Houston		DNP-injured								
at Baylor		DNP-injured								
Kansas State		DNP-injured								
at BYU		DNP-injured								
TCU		4	2	6	0.0-0	0.0-0	0	0	0	0
at Kansas	*	3	1	4	0.0-0	1.0-1	0	0	0	0
UCF	*	7	5	12	0.0-0	0.0-0	0	0	0	1
at Texas		DNP								
vs. California	*	5	3	8	0.0-0	0.0-0	1	0	1	0
Totals		21	11	32	0.0-0	1.0-1	2	1	1	1

2022 GAME-BY-GAME STATS

Opponent	GS	UA	A	TOT	SACKS-YDS	TFL-YDS	FF	FR	INT	QBH
Murray State		0	4	4	0.0-0	1.0-2	0	0	0	0
Houston		0	0	0	0.0-0	0.0-0	0	0	0	0
at NC State		2	2	4	0.0-0	0.5-1	0	0	0	0
Texas		1	0	1	0.0-0	0.0-0	0	0	0	0
at Kansas State		1	0	1	0.0-0	0.0-0	0	0	0	0
at Oklahoma St.		1	1	2	0.0-0	0.0-0	0	0	0	2
West Virginia		4	0	4	0.0-0	0.0-0	1	0	0	1
Baylor		3	2	5	0.0-0	0.0-0	0	0	0	0
at TCU		0	2	2	0.0-0	0.5-1	0	0	0	0
Kansas		2	0	2	0.0-0	0.0-0	0	0	0	0
at Iowa State		1	0	1	0.0-0	0.0-0	0	0	0	0
Oklahoma		DNP-injured								
vs. Ole Miss		2	1	3	0.0-0	1.0-3	0	0	0	0
Totals		17	12	29	0.0-0	3.0-7	1	0	0	3

JACOB RODRIGUEZ (CONT.)

2021 GAME-BY-GAME (@ VIRGINIA)

Opponent	GS	Rush	Yds	TD	Lg	Rec	Yds	TD	Lg
William & Mary		3	31	0	24	0	0	0	0
Illinois		0	0	0	0	0	0	0	0
at North Carolina		3	14	0	7	3	23	0	17
Wake Forest		0	0	0	0	0	0	0	0
at Miami (FL)		1	5	0	5	2	24	0	16
at Louisville		1	1	0	1	2	13	0	9
Duke		2	5	0	4	0	0	0	0
Georgia Tech		0	0	0	0	0	0	0	0
at BYU		0	0	0	0	1	5	0	5
Notre Dame		0	0	0	0	0	0	0	0
at Pittsburgh		0	0	0	0	0	0	0	0
Virginia Tech		0	0	0	0	0	0	0	0
Totals		10	56	0	24	8	65	0	17

1 REGGIE VIRGIL

WR | Sr. | 5th Yr. (1st at Tech) | Apopka, Fla. | Mount Dora Christian Academy

Follow on Social Media

X: @Therealreggie11 | IG: therealreggie0

PARTICIPATION	2022*	2023*	2024*	2025	CAREER
GP/GS	11/1	12/0	13/11	5/5	41/17

* at Miami (OH)

CAREER STATS

RECEIVING	G	Rec	Yds	TD	Lg	Rec/G	Avg/C	Avg/G
2022 (M-OH)	11	1	28	0	0	0.1	28.0	2.6
2023 (M-OH)	12	1	34	1	0	0.1	34.0	2.8
2024 (M-OH)	13	41	816	9	75	3.6	20.0	62.8
2025 (TTUJ)	5	21	252	4	35	4.2	12.0	50.4
Totals	41	64	1,130	14	75	1.6	17.7	27.6

2025 GAME-BY-GAME

Opponent	GS	Rec	Yds	TD	Avg	Lg	Rush	Yds	TD
Arkansas-Pine Bluff	*	4	56	1	14.0	21	0	0	0
Kent State	*	5	50	2	10.0	35	0	0	0
Oregon State	*	2	29	0	14.5	21	0	0	0
at Utah	*	6	72	1	12.0	21	0	0	0
at Houston	*	4	45	0	11.2	13	0	0	0
Kansas									
at Arizona State									
Oklahoma State									
at Kansas State									
BYU									
UCF									
at West Virginia									
Totals		21	252	4	12.0	35	0	0	0

2024 GAME-BY-GAME (@ MIAMI-OHIO)

Opponent	GS	Rec	Yds	TD	Avg	Lg	Rush	Yds	TD
at Northwestern	*	3	32	0	10.7	12	0	0	0
Cincinnati		3	77	1	25.7	58	0	0	0
at Notre Dame	*	1	12	0	12.0	12	0	0	0
UMass	*	1	10	0	10.0	10	0	0	0
at Toledo		4	76	0	19.0	51	0	0	0
at Eastern Michigan	*	3	113	2	37.7	75	0	0	0
Ohio	*	3	39	1	13.0	18	0	0	0
Central Michigan	*	4	50	1	12.5	22	0	0	0
at Ball State	*	5	101	1	20.2	41	0	0	0
Kent State	*	2	88	1	44.0	69	0	0	0
Northern Illinois	*	4	107	1	26.8	50	0	0	0
at Bowling Green	*	5	82	1	13.7	28	0	0	0
vs. Ohio	*	2	29	0	14.5	19	0	0	0
vs. Colorado State		DNP							
Totals		41	878	7	19.9	70	0	0	0

20 J'KOBY WILLIAMS

RB | So. | 2nd Yr. | Beckville, Texas | Beckville HS

Follow on Social Media

X: @WilliamsJkoby | IG: officialjkoby

PARTICIPATION	2024*	2025	CAREER
GP/GS	10/1	5/3	15/4

CAREER STATS

RUSHING	G	Att	Yds	TD	Lg	Avg/C	Avg/G
2024	10	41	236	2	54	5.8	23.6
2025	5	58	308	4	23	5.3	61.6
Totals	15	99	544	6	54	5.5	36.3

RECEIVING	G	Rec	Yds	TD	Lg	Rec/G	Avg/C	Avg/G
2024	10	10	100	1	22	1.0	10.0	10.0
2025	5	15	227	1	73	3.0	15.1	45.4
Totals	15	25	327	2	73	1.7	13.1	21.8

2025 GAME-BY-GAME

Opponent	GS	Rush	Yds	TD	Lg	Rec	Yds	TD	Lg
Ark-Pine Bluff		6	56	1	20	1	-1	0	0
Kent State	*	9	54	0	20	3	35	0	30
Oregon State	*	13	48	1	10	7	116	1	39
at Utah	*	11	43	0	12	2	71	0	73
at Houston		19	107	2	23	2	6	0	6
Kansas									
at Arizona State									
Oklahoma State									
at Kansas State									
BYU									
UCF									
at West Virginia									
Totals		58	308	4	23	15	227	1	73

2024 GAME-BY-GAME

Opponent	GS	Rush	Yds	TD	Lg	Rec	Yds	TD	Lg
Abilene Christian		DNP							
at Washington State		DNP							
North Texas		4	27	1	12	1	10	0	10
Arizona State		2	7	0	5	0	0	0	0
Cincinnati		DNP							
at Arizona		0	0	0	0	0	0	0	0
Baylor		0	0	0	0	2	22	1	18
at TCU		8	42	0	13	0	0	0	0
at Iowa State		1	1	0	1	1	2	0	2
Colorado		4	12	0	6	0	0	0	0
at Oklahoma State		2	4	0	3	0	0	0	0
West Virginia		5	20	0	11	2	30	0	18
vs. Arkansas	*	15	123	1	54	4	36	0	22
Totals		41	236	2	54	10	100	1	22

5 COLE WISNIEWSKI

S | R-Sr. | 6th Yr. (1st at Tech) | Sparta, Wis. | Sparta HS

Follow on Social Media

X: @ColeWisniewski | IG: cole.wiz

PARTICIPATION	2020/21*	2021*	2022*	2023*	2024*	2025	CAREER
GP/GS	10/2	15/2	8/1	14/14	0/0	5/5	52/24

* at North Dakota State

TACKLES	GP	UA	A	Total	TFL	Yds	PD	FF	FR	Blkd	INT
2020/21 (NDSU)	10	13	10	23	1.0	1	0	0	0	0	0
2021 (NDSU)	15	38	15	53	2.5	9	2	2	0	0	0
2022 (NDSU)	8	14	13	27	0.0	0	0	0	1	0	0
2023 (NDSU)	14	49	43	92	2.0	7	5	1	0	0	8
2024 (NDSU)	0	0	0	0	0.0	0	0	0	0	0	0
2025 (TTUJ)	5	6	17	123	2.0	4	0	1	0	0	0
TOTALS	52	120	98	218	7.5	21	7	4	1	0	8

2025 GAME-BY-GAME STATS

Opponent	GS	UA	A	TOT	TFL-YDS	INT-YDS	FF	FR	PBU
Ark.-Pine Bluff	*	1	0	1	0.0-0	0-0	1	0	0
Kent State	*	0	2	2	0.5-0	0-0	0	0	0
Oregon State	*	1	7	8	1.5-4	0-0	0	0	0
at Utah	*	2	6	8	0.0-0	0-0	0	0	0
at Houston	*	2	2	4	0.0-0	0-0	0	0	0
Kansas									
at Arizona State									
Oklahoma State									
at Kansas State									
BYU									
UCF									
at West Virginia									
Totals		6	17	23	2.0-4	0-0	1	0	0



COLE WISNIEWSKI (CONT.)

2024 GAME-BY-GAME STATS (@ NORTH DAKOTA STATE)

Opponent	GS	UA	A	TOT	TFL-YDS	INT-YDS	FF	FR	PBU
DNP									

2023 GAME-BY-GAME STATS (@ NORTH DAKOTA STATE)

Opponent	GS	UA	A	TOT	TFL-YDS	INT-YDS	FF	FR	PBU
vs. E. Washington *	7	4	11		0.0-0	1-39	0	0	1
Maine *	2	1	3		0.0-0	2-26	0	0	0
Central Arkansas *	3	3	6		0.0-0	0-0	1	0	0
South Dakota *	1	3	4		0.0-0	0-0	0	0	0
at Missouri State *	4	1	5		0.0-0	1-64	0	0	1
at North Dakota *	0	1	1		0.0-0	0-0	0	0	0
Western Illinois	DNP								
Murray State *	0	3	3		0.0-0	0-0	0	0	0
at S. Dakota St. *	6	5	11		0.0-0	0-0	0	0	1
Southern Ill. *	5	4	9		0.0-0	0-0	0	0	1
Northern Iowa *	4	6	10		1.0-5	1-75	0	0	1
Drake *	5	2	7		0.0-0	0-0	0	0	0
at Montana State *	7	1	8		1.0-2	1-0	0	0	0
at South Dakota *	0	3	3		0.0-0	2-35	0	0	0
at Montana *	5	6	11		0.0-0	0-0	0	0	0
Totals	49	43	92		2.0-7	8-239	1	0	5

2022 GAME-BY-GAME STATS (@ NORTH DAKOTA STATE)

Opponent	GS	UA	A	TOT	TFL-YDS	INT-YDS	FF	FR	PBU
Drake	DNP								
N. Carolina A&T	DNP								
at Arizona	DNP								
at South Dakota	DNP								
Youngstown St.	DNP								
at Indiana St.	DNP								
S. Dakota St.	DNP								
Illinois State	2	1	3		0.0-0	0-0	0	0	0
at W. Illinois	5	1	6		0.0-0	0-0	0	0	0
at S. Illinois	0	2	2		0.0-0	0-0	0	0	0
North Dakota	0	0	0		0.0-0	0-0	0	0	0
Montana	4	4	8		0.0-0	0-0	0	1	0
Samford	1	1	2		0.0-0	0-0	0	0	0
Incarnate Word	2	0	2		0.0-0	0-0	0	0	0
S. Dakota St. *	0	4	4		0.0-0	0-0	0	0	0
Totals	14	13	27		0.0-0	0-0	0	1	0

2021 GAME-BY-GAME STATS (@ NORTH DAKOTA STATE)

Opponent	GS	UA	A	TOT	TFL-YDS	INT-YDS	FF	FR	PBU
UAlbany	1	0	1		0.0-0	0-0	0	0	0
Valparaiso *	2	2	4		0.0-0	0-0	0	0	0
at Towson	2	0	2		0.0-0	0-0	0	0	0
at North Dakota	2	1	3		0.0-0	0-0	0	0	0
Northern Iowa	5	1	6		1.0-6	0-0	0	0	0
at Illinois State	0	1	1		0.0-0	0-0	0	0	0
Missouri State	6	2	8		0.0-0	0-0	0	0	0
Indiana State	0	1	1		0.5-0	0-0	0	0	1
at S. Dakota St.	3	1	4		1.0-3	0-0	0	0	0
at Youngstown St.	2	2	4		0.0-0	0-0	1	0	0
South Dakota	1	0	1		0.0-0	0-0	0	0	0
Southern Illinois *	3	1	4		0.0-0	0-0	1	0	0
E. Tennessee St.	2	2	4		0.0-0	0-0	0	0	0
James Madison	4	1	5		0.0-0	0-0	0	0	0
vs. Montana State	5	0	5		0.0-0	0-0	0	0	1
Totals	38	15	53		2.5-9	0-0	2	0	2

2020-21 GAME-BY-GAME STATS (@ NORTH DAKOTA STATE)

Opponent	GS	UA	A	TOT	TFL-YDS	INT-YDS	FF	FR	PBU
Central Arkansas	1	0	1		0.0-0	0-0	0	0	0
Youngstown St.	0	0	0		0.0-0	0-0	0	0	0
at Southern Ill.	0	0	0		0.0-0	0-0	0	0	0
at Missouri St.	1	0	1		0.0-0	0-0	0	0	0
Illinois State	0	0	0		0.0-0	0-0	0	0	0
North Dakota	1	1	2		0.0-0	0-0	0	0	0
at Northern Ill.	1	0	1		0.0-0	0-0	0	0	0
S. Dakota St.	1	1	2		0.0-0	0-0	0	0	0
Eastern Wash. *	4	5	9		0.0-0	0-0	0	0	0
at Sam Houston *	4	2	6		1.0-1	0-0	0	0	0
Totals	13	9	22		1.0-1	0-0	0	0	0

RED RAIDERS IN THE NCAA/BIG 12 STATS

As of Sunday, Oct. 4, 2025

QB BEHREN MORTON

Category	Stat	NCAA	Big 12
Completions Percentage (123 ranked)	.693	23rd	2nd
Passing Efficiency (123 ranked)	177.9	8th	2nd
Passing Touchdowns (103 ranked)	12	14th	5th
Passing Yards (130 ranked)	1,410	22nd	5th
Passing Yards Per Game (130 ranked)	282.0	14th	3rd
Passing Yards Per Completion (123 ranked)	14.54	9th	1st
Points Responsible For (188 ranked)	72	41st	10th
Points Responsible For Per Game (191 ranked)	14.4	39th	9th
Total Offense (200 ranked)	281.6	25th	5th
Yards Per Pass Attempt (123 ranked)	10.07	7th	1st

LB DAVID BAILEY

Category	Stat	NCAA	Big 12
Sacks (138 ranked)	5.5	4th	2nd
Tackles For Loss (24 ranked)	6.5	24th	5th

RB CAMERON DICKEY

Category	Stat	NCAA	Big 12
Rushing Touchdowns (108 ranked)	6	20th	2nd

WR CALEB DOUGLAS

Category	Stat	NCAA	Big 12
Yards Per Reception (197 ranked)	18.89	29th	7th

LB JACOB RODRIGUEZ

Category	Stat	NCAA	Big 12
Forced Fumbles (45 ranked)	2	8th	1st

TEAM/INDIVIDUAL STATISTICS

Team Results

	Date	Opponent		Score	Att.
	08/30/2025	Ark.-Pine Bluff	W	67-7	60229
	09/06/2025	Kent St.	W	62-14	60229
	09/13/2025	Oregon St.	W	45-14	60229
*	09/20/2025	at Utah	W	34-10	52236
*	10/04/2025	at Houston	W	35-11	42806

Rushing

Player	gp	att	gain	loss	net	avg	td	lg	avg/g
Cameron Dickey	5	71	336	6	330	4.6	6	24	66.0
J'Koby Williams	5	58	314	6	308	5.3	4	23	61.6
Adam Hill	3	24	208	1	207	8.6	0	36	69.0
Will Hammond	5	16	172	2	170	10.6	2	64	34.0
Mitch Griffis	2	3	21	0	21	7.0	0	12	10.5
Behren Morton	5	18	53	55	-2	-0.1	0	11	-0.4
Michael Henderson III	2	1	0	2	-2	-2.0	0	0	-1.0
Team	5	7	0	7	-7	-1.0	0	0	-1.4
Total	5	198	1104	79	1025	5.2	12	64	205.0
Opponents	5	143	448	120	328	2.3	2	21	65.6

Passing

Player	gp	effic	comp-att-int	pct	yds	td	lg	avg/g
Behren Morton	5	177.9	97-140-3	69.3	1410	12	73	282.0
Will Hammond	5	178.5	31-41-1	75.6	369	4	38	73.8
Mitch Griffis	2	213.2	4-5-0	80.0	40	1	13	20.0
Total	5	179.0	132-186-4	71.0	1819	17	73	363.8
Opponents	5	98.0	88-167-8	52.7	894	5	64	178.8

Receiving

Player	gp	no.	yds	avg	td	lg	avg/g
Coy Eakin	5	24	341	14.2	3	42	68.2
Reggie Virgil	5	21	252	12.0	4	35	50.4
Terrance Carter Jr.	5	20	269	13.5	4	50	53.8
Caleb Douglas	5	18	340	18.9	1	61	68.0
J'Koby Williams	5	15	227	15.1	1	73	45.4
Cameron Dickey	5	7	106	15.1	1	69	21.2
Johncarlos Miller II	5	6	57	9.5	0	17	11.4
Roy Alexander	3	3	31	10.3	0	15	10.3
TJ West	5	3	24	8.0	0	9	4.8
Micah Hudson	5	3	31	10.3	0	19	6.2
Bryson Jones	3	3	63	21.0	2	38	21.0
Kelby Valsin	5	2	25	12.5	0	18	5.0
Leyton Stone	5	2	28	14.0	1	19	5.6
Price Morgan	2	1	12	12.0	0	12	6.0
Adam Hill	3	1	1	1.0	0	1	0.3
Tyson Turner	5	1	8	8.0	0	8	1.6
Michael Dever	2	1	7	7.0	0	7	3.5
Tristian Gentry	4	1	-3	-3.0	0	0	-0.8
Total	5	132	1819	13.8	17	73	363.8
Opponents	5	88	894	10.2	5	64	178.8

Game Records

Record	Overall	Home	Away	Neutral
ALL GAMES	5-0	3-0	2-0	0-0
CONFERENCE	2-0	0-0	2-0	0-0
NON-CONFERENCE	3-0	3-0	0-0	0-0

Team Statistics

	TTU	OPP
First Downs	137	66
Rushing	60	23
Passing	73	33
Penalty	4	10
Rushing Yardage	1025	328
Rushing attempts	198	143
Average per rush	5.2	2.3
Average per game	205.0	65.6
TDs Rushing	12	2
Passing Yardage	1819	894
Comp-Att-Int	132-186-4	88-167-8
Average per pass	9.8	5.4
Average per catch	13.8	10.2
Average per game	363.8	178.8
TDs Passing	17	5
Total offense	2844	1222
Average per play	7.4	3.9
Average per game	568.8	244.4
Kick returns: #-Yards	7-140	9-159
Punt returns: #-Yards	10-75	1--9
Int returns: #-Yards	8-88	4-25
Fumbles-Lost	6-2	9-4
Penalties-Yards	45-382	19-155
Punts-Avg	12-43.3	34-38.1
Time of possession / game	30:20	26:00
3rd-down conversion	38/71	18/71
4th-down conversion	3/5	6/14
PAT-attempts	(27-28) 96%	(6-6) 100%
2-point conversion-attempts	(0-2) 0%	(1-1) 100%

Interceptions

Player	no.	yds	avg	td	lg
Brice Pollock	3	0	0.0	0	0
Jacob Rodriguez	2	26	13.0	0	26
Skyler Gill-Howard	1	55	55.0	1	55
Amier Boyd	1	7	7.0	0	7
Brenden Jordan	1	0	0.0	0	0
Total	8	88	11.0	1	55
Opponents	4	25	6.3	0	25



INDIVIDUAL STATISTICS

Field Goals

Player	fg	pct.	01-19	20-29	30-39	40-49	50-99	lg	blk
Stone Harrington	7-9	77.8	0-0	4-4	1-1	1-2	1-2	58	0
Upton Bellenfant	5-5	100.0	0-0	4-4	1-1	0-0	0-0	33	0
Opponents	2-4	50.0	0-0	1-1	1-1	0-2	0-0	32	0

Scoring

Player	td	fg	kick	PAT			dxp	saf	pts
				rush	rcv	pass			
Cameron Dickey	7	-	-	-	-	-	-	-	42
Stone Harrington	-	7-9	15-15	-	-	-	-	-	36
J'Koby Williams	5	-	-	-	-	-	-	-	30
Upton Bellenfant	-	5-5	10-11	-	-	-	-	-	25
Reggie Virgil	4	-	-	-	-	-	-	-	24
Terrance Carter Jr.	4	-	-	-	-	-	-	-	24
Coy Eakin	3	-	-	-	-	-	-	-	18
Will Hammond	2	-	-	-	-	-	-	-	12
Bryson Jones	2	-	-	-	-	-	-	-	12
Skyler Gill-Howard	1	-	-	-	-	-	-	-	6
Caleb Douglas	1	-	-	-	-	-	-	-	6
Leyton Stone	1	-	-	-	-	-	-	-	6
Ian Hershey	-	-	2-2	-	-	-	-	-	2
Total	30	12-14	27-28	0	0	0	0	0	243
Opponents	7	2-4	6-6	0	1	1	0	0	56

Score by Periods

Team	1st	2nd	3rd	4th	OT	TOT
Texas Tech	80	78	34	51	0	243
Opponents	3	11	0	42	0	56

Punting

Player	no.	yds	avg	lg	tb	fc	i20	50+	blk
Jack Burgess	12	520	43.3	57	0	5	8	4	0
Total	12	520	43.3	57	0	5	8	4	0
Opponents	34	1296	38.1	58	1	9	8	7	3

Punt Returns

Player	no.	yds	avg	td	lg
Tristian Gentry	6	47	7.8	0	19
Coy Eakin	1	30	30.0	0	30
Mikal Harrison-Pilot	1	7	7.0	0	7
Total	10	75	7.5	0	30
Opponents	1	-9	-9.0	0	0

Kick Returns

Player	no.	yds	avg	td	lg
Micah Hudson	5	95	19.0	0	29
Tristian Gentry	2	45	22.5	0	25
Total	7	140	20.0	0	29
Opponents	9	159	17.7	0	25

All Purpose

Player	g	rush	rcv	pr	kr	ir	total	avg/g
J'Koby Williams	5	308	227	0	0	0	535	107.0
Cameron Dickey	5	330	106	0	0	0	436	87.2
Coy Eakin	5	0	341	30	0	0	371	74.2
Caleb Douglas	5	0	340	0	0	0	340	68.0
Terrance Carter Jr.	5	0	269	0	0	0	269	53.8
Reggie Virgil	5	0	252	0	0	0	252	50.4
Adam Hill	3	207	1	0	0	0	208	69.3
Will Hammond	5	170	0	0	0	0	170	34.0
Micah Hudson	5	0	31	0	95	0	126	25.2
Tristian Gentry	4	0	-3	47	45	0	89	22.3
Bryson Jones	3	0	63	0	0	0	63	21.0
Johncarlos Miller II	5	0	57	0	0	0	57	11.4
Skyler Gill-Howard	5	0	0	0	0	55	55	11.0
Roy Alexander	3	0	31	-2	0	0	29	9.7
Leyton Stone	5	0	28	0	0	0	28	5.6
Jacob Rodriguez	5	0	0	0	0	26	26	5.2
Kelby Valsin	5	0	25	0	0	0	25	5.0
TJ West	5	0	24	0	0	0	24	4.8
Mitch Griffis	2	21	0	0	0	0	21	10.5
Price Morgan	2	0	12	0	0	0	12	6.0
Tyson Turner	5	0	8	0	0	0	8	1.6
Amier Boyd	4	0	0	0	0	7	7	1.8
Mikal Harrison-Pilot	5	0	0	7	0	0	7	1.4
Michael Dever	2	0	7	0	0	0	7	3.5
Behren Morton	5	-2	0	0	0	0	-2	-0.4
Michael Henderson III	2	-2	0	0	0	0	-2	-1.0
Total	5	1025	1819	75	140	88	3147	629.4
Opponents	5	328	894	-9	159	25	1397	279.4

Total Offense

Player	g	plays	rush	pass	total	avg/g
Behren Morton	5	158	-2	1410	1408	281.6
Will Hammond	5	57	170	369	539	107.8
Cameron Dickey	5	71	330	0	330	66.0
J'Koby Williams	5	58	308	0	308	61.6
Adam Hill	3	24	207	0	207	69.0
Mitch Griffis	2	8	21	40	61	30.5
Michael Henderson III	2	1	-2	0	-2	-1.0
Total	5	384	1025	1819	2844	568.8
Opponents	5	310	328	894	1222	244.4

TEXAS TECH GAME-BY-GAME STATS

Date	Opponent	Rushing				Receiving				Passing				Kick Returns				Punt Returns				tot
		no.	yds	td	lg	no.	yds	td	lg	cmp-att-int	yds	td	lg	no.	yds	td	lg	no.	yds	td	lg	off
08/30/2025	Ark.-Pine Bluff	29	294	3	64	25	314	6	41	25-32-0	314	6	41	2	54	0	29	4	-2	0	7	608
09/06/2025	Kent St.	42	230	3	36	27	371	4	50	27-38-0	371	4	50	1	12	0	12	3	34	0	19	601
09/13/2025	Oregon St.	40	121	2	16	27	478	4	61	27-41-2	478	4	61	2	36	0	20	1	13	0	13	599
09/20/2025	at Utah	37	173	2	32	25	311	2	73	25-35-2	311	2	73	0	0	0	0	1	0	0	0	484
10/04/2025	at Houston	50	207	2	23	28	345	1	69	28-40-0	345	1	69	2	38	0	24	1	30	0	30	552
Texas Tech		198	1025	12	64	132	1819	17	73	132-186-4	1819	17	73	7	140	0	29	10	75	0	30	2844
Opponents		143	328	2	21	88	894	5	64	88-167-8	894	5	64	9	159	0	25	1	-9	0	0	1222

Texas Tech Averages

Games	Avg/ rush	Avg/ catch	Pass effic	KR avg	PR avg	All purpose avg/game	Total offense avg/game
5	5.2	13.8	179.0	20.0	7.5	629.4	568.8

Date	Opponent	Tackles				Sacks	Fumble		Pass Defense			blkd	PAT attempts			off		
		ua	a	total	tfl-yds	no-yds	ff	fr-yds	int-yds	qbh	brup	kick	kick	rush	rcv	saf	t/o	pts
08/30/2025	Ark.-Pine Bluff	29	24	53	6.0-24	3-12	1	0-0	1-7	5	2	1	7-8	0	0	0	6	67
09/06/2025	Kent St.	26	36	62	7.0-18	3-14	1	1-0	1-55	13	4	2	8-8	0	0	0	10	62
09/13/2025	Oregon St.	27	40	67	5.0-31	3-26	0	0-0	2-0	12	5	0	6-6	0	0	0	10	45
09/20/2025	at Utah	38	30	68	4.0-16	1-10	2	2-0	2-0	0	3	0	4-4	0	0	0	10	34
10/04/2025	at Houston	35	10	45	6.0-26	2-17	1	1-0	2-26	2	4	0	2-2	0	0	0	10	35
Texas Tech		155	140	295	28.0-115	12-79	5	4-0	8-88	32	18	3	27-28	0	0	0	46	243
Opponents		232	138	370	23.0-85	5-52	5	2-0	4-25	11	10	0	6-6	0	1	0	14	56

		Punting										Field Goals			Kickoffs				
Date	Opponent	no.	yds	avg	long	blkd	tb	fc	50+	i20	md-att	long	blkd	no.	yds	avg	tb	ob	
08/30/2025	Ark.-Pine Bluff	0	0	0.0	0	0	0	0	0	0	2-2	31	0	12	775	64.6	9	0	
09/06/2025	Kent St.	2	88	44.0	47	0	0	2	0	2	2-2	47	0	11	703	63.9	6	1	
09/13/2025	Oregon St.	2	98	49.0	57	0	0	0	1	0	1-1	21	0	8	514	64.3	7	0	
09/20/2025	at Utah	6	248	41.3	54	0	0	2	2	5	2-2	58	0	7	455	65.0	7	0	
10/04/2025	at Houston	2	86	43.0	52	0	0	1	1	1	5-7	33	0	9	574	63.8	5	0	
Texas Tech		12	520	43.3	57	0	0	5	4	8	12-14	58	0	47	3021	64.3	34	1	
Opponents		34	1296	38.1	58	3	1	9	7	8	2-4	32	0	13	830	63.8	6	0	

OPPONENTS GAME-BY-GAME STATS

Date	Opponent	Rushing				Receiving				Passing				Kick Returns				Punt Returns				tot			
		no.	yds	td	lg	no.	yds	td	lg	cmp	att	int	yds	td	lg	no.	yds	td	lg	no.	yds	td	lg	off	
08/30/2025	Ark.-Pine Bluff	26	53	0	9	17	122	1	24	17-33-1				122	1	24	1	18	0	18	0	0	0	0	175
09/06/2025	Kent St.	34	63	1	14	11	165	1	38	11-25-1				165	1	38	3	46	0	18	0	0	0	0	228
09/13/2025	Oregon St.	22	8	0	7	25	281	2	56	25-46-2				281	2	56	1	17	0	17	0	0	0	0	289
09/20/2025	at Utah	31	101	1	8	25	162	0	44	25-38-2				162	0	44	0	0	0	0	1	-9	0	0	263
10/04/2025	at Houston	30	103	0	21	10	164	1	64	10-25-2				164	1	64	4	78	0	25	0	0	0	0	267
Opponents		143	328	2	21	88	894	5	64	88-167-8				894	5	64	9	159	0	25	1	-9	0	0	1222
Texas Tech		198	1025	12	64	132	1819	17	73	132-186-4				1819	17	73	7	140	0	29	10	75	0	30	2844

Opponents Averages

Games	Avg/ rush	Avg/ catch	Pass effic	KR avg	PR avg	All purpose avg/game	Total offense avg/game
5	2.3	10.2	98.0	17.7	-9.0	279.4	244.4

Date	Opponent	Tackles				Sacks	Fumble	Pass Defense			blkd	PAT attempts			off			
		ua	a	total	tfl-yds	no-yds	ff	fr-yds	int-yds	qbh	brup	kick	kick	rush	rcv	saf	t/o	pts
08/30/2025	Ark.-Pine Bluff	44	4	48	2.0-2	0-0	1	0-0	0-0	1	0	0	1-1	0	0	0	0	7
09/06/2025	Kent St.	45	30	75	3.0-5	0-0	1	1-0	0-0	3	2	0	2-2	0	0	0	7	14
09/13/2025	Oregon St.	35	50	85	7.0-35	2-24	0	0-0	2-25	7	3	0	2-2	0	0	0	7	14
09/20/2025	at Utah	47	24	71	9.0-31	1-16	1	0-0	2-0	0	2	0	1-1	0	0	0	0	10
10/04/2025	at Houston	61	30	91	2.0-12	2-12	2	1-0	0-0	0	3	0	0-0	0	1	0	0	11
Opponents		232	138	370	23.0-85	5-52	5	2-0	4-25	11	10	0	6-6	0	1	0	14	56
Texas Tech		155	140	295	28.0-115	12-79	5	4-0	8-88	32	18	3	27-28	0	0	0	46	243

		Punting										Field Goals			Kickoffs				
Date	Opponent	no.	yds	avg	long	blkd	tb	fc	50+	i20	md-att	long	blkd	no.	yds	avg	tb	ob	
08/30/2025	Ark.-Pine Bluff	7	188	26.9	44	1	0	0	0	0	0-1	0	0	2	129	64.5	0	0	
09/06/2025	Kent St.	8	315	39.4	55	2	0	1	1	2	0-0	0	0	3	185	61.7	2	0	
09/13/2025	Oregon St.	7	268	38.3	58	0	1	0	2	1	0-1	0	0	3	195	65.0	1	0	
09/20/2025	at Utah	7	313	44.7	58	0	0	4	3	3	1-1	32	0	2	130	65.0	2	0	
10/04/2025	at Houston	5	212	42.4	50	0	0	4	1	2	1-1	24	0	3	191	63.7	1	0	
Opponents		34	1296	38.1	58	3	1	9	7	8	2-4	32	0	13	830	63.8	6	0	
Texas Tech		12	520	43.3	57	0	0	5	4	8	12-14	58	0	47	3021	64.3	34	1	

GAME-BY-GAME INDIVIDUAL STATS | OFFENSE

PASSING

#2 Behren Morton	Comp	Att	Int	Pct	Yards	TD	Long	Sacked	Effic.
Ark.-Pine Bluff	16	20	0	80.0	201	4	41	0-0	230.4
Kent St.	18	26	0	69.2	258	3	50	0-0	190.7
Oregon St.	23	35	1	65.7	464	4	61	2-24	209.1
Utah	12	19	2	63.2	142	0	73	1-16	104.9
Houston	28	40	0	70.0	345	1	69	2-12	150.7
Totals	97	140	3	69.3	1410	12	73	5-52	177.9

#12 Mitch Griffis	Comp	Att	Int	Pct	Yards	TD	Long	Sacked	Effic.
Ark.-Pine Bluff	2	3	0	66.7	21	1	13	0-0	235.5
Kent St.	2	2	0	100.0	19	0	12	0-0	179.8
Totals	4	5	0	80.0	40	1	13	0-0	213.2

#15 Will Hammond	Comp	Att	Int	Pct	Yards	TD	Long	Sacked	Effic.
Ark.-Pine Bluff	7	9	0	77.8	92	1	19	0-0	200.3
Kent St.	7	10	0	70.0	94	1	38	0-0	182.0
Oregon St.	4	6	1	66.7	14	0	9	0-0	52.9
Utah	13	16	0	81.3	169	2	33	0-0	211.2
Totals	31	41	1	75.6	369	4	38	0-0	178.5

Rushing

Player	No-Yds/TD	UAPB	KentSt	OSU	Utah	UH
Cameron Dickey	71-330/6	13-90/1	8-10/2	16-65/1	13-67/2	21-98/0
J'Koby Williams	58-308/4	6-56/1	9-54/0	13-48/1	11-43/0	19-107/2
Adam Hill	24-207/0	7-78/0	16-127/0	1-2/0	DNP	DNP
Behren Morton	18--2/0	-	1-4/0	5--9/0	5-2/0	7-1/0
Will Hammond	16-170/2	1-64/1	3-27/1	3-17/0	8-61/0	1-1/0
Mitch Griffis	3-21/0	1-8/0	2-13/0	DNP	DNP	DNP
Michael Henderson III	1--2/0	-	1--2/0	DNP	DNP	DNP

Receiving

Player	No-Yds/TD	UAPB	KentSt	OSU	Utah	UH
Coy Eakin	24-341/3	3-47/1	3-59/1	5-123/1	3-31/0	10-81/0
Reggie Virgil	21-252/4	4-56/1	5-50/2	2-29/0	6-72/1	4-45/0
Terrance Carter Jr.	20-269/4	3-42/2	1-50/0	6-102/1	7-49/1	3-26/0
Caleb Douglas	18-340/1	3-44/0	2-37/0	2-77/1	4-68/0	7-114/0
J'Koby Williams	15-227/1	1--1/0	3-35/0	7-116/1	2-71/0	2-6/0
Cameron Dickey	7-106/1	-	2-10/0	1-7/0	3-20/0	1-69/1
Johncarlos Miller II	6-57/0	2-24/0	2-12/0	1-17/0	-	1-4/0
Bryson Jones	3-63/2	1-13/1	2-50/1	-	DNP	DNP
Micah Hudson	3-31/0	2-20/0	1-11/0	-	-	-
Roy Alexander	3-31/0	-	3-31/0	-	DNP	DNP
TJ West	3-24/0	2-15/0	-	1-9/0	-	-
Leyton Stone	2-28/1	2-28/1	-	-	-	-
Kelby Valsin	2-25/0	1-18/0	1-7/0	-	-	-
Price Morgan	1-12/0	-	1-12/0	DNP	DNP	DNP
Tyson Turner	1-8/0	1-8/0	-	-	-	-
Michael Dever	1-7/0	-	1-7/0	DNP	DNP	DNP
Adam Hill	1-1/0	-	-	1-1/0	DNP	DNP
Tristian Gentry	1--3/0	-	-	1--3/0	-	DNP



DEFENSIVE STATISTICS

Team Defense

			Tackles				Sacks	Pass defense			Fumbles	blkd		
##	Player	gp	ua	a	tot	tfl/yds	no-yds	int-yds	brup	qbh	fr-yds	ff	kick	saf
10	Jacob Rodriguez	5	15	18	33	4-6	.	2-26	3	1	.	2	.	.
6	John Curry	5	11	16	27	1-6	.	.	1	1	1-0	.	.	.
13	Ben Roberts	5	10	16	26	.	.	.	3	2	1-0	1	.	.
5	Cole Wisniewski	5	6	17	23	2-4	1-3	1	.	.
33	Anthony Holmes Jr.	5	10	8	18	3-3	1-1	.	1	4	2-0	.	.	.
14	Brice Pollock	5	6	9	15	0.5-1	.	3-0	1
7	Brenden Jordan	5	7	7	14	.	.	1-0
2	Lee Hunter	5	3	10	13	1-3	0.5-2	.	.	1
0	Skyler Gill-Howard	5	9	4	13	2.5-7	0.5-3	1-55	1	4
20	Dontae Balfour	4	8	4	12	0.5-2	.	.	3
31	David Bailey	5	8	3	11	6.5-56	5.5-52	.	.	6	.	1	.	.
1	AJ McCarty	5	8	2	10	1-4	.	.	1	1	.	.	2	.
9	Romello Height	5	6	2	8	2.5-17	2.5-17	.	.	6
51	Jayden Cofield	5	3	5	8	0.5-1
3	Bryce Ramirez	5	5	2	7	1-1	1-1
27	Amier Boyd	4	6	.	6	.	.	1-7
40	Wesley Smith	5	4	1	5
8	E'Maurion Banks	4	2	2	4	.	.	.	1	1
15	Oliver Miles III	5	1	3	4
16	Ashton Hampton	4	3	1	4	.	.	.	2
45	Brock Golwas	5	1	3	4
34	Trent Low	5	3	.	3
88	Amier Washington	4	1	2	3	1
23	Tarrion Grant	2	3	.	3	.	.	.	1
24	Malik Esquerra	5	3	.	3
17	Peyton Morgan	5	2	1	3
18	Terrell Tilmon	4	2	.	2	1-2	.	.	.	2
11	Charles Esters III	3	1	1	2	1-2
85	Dylan Spencer	3	2	.	2
29	Chief Collins	4	1	.	1
35	Gage Elder	5	1	.	1
46	Tanner Allen	3	1	.	1
12	Marquez Stevenson	4	1	.	1
94	Braylon Rigsby	5	1	.	1	1
50	Eddy Smith	3	.	1	1
92	Kasen Long	1	.	1	1
97	Charles Anderson Jr.	3	.	1	1
17	Leyton Stone	5	1	.	1
32	Cheta Ofili	4	1
	Totals	5	155	140	295	28-115	12-79	8-88	18	32	4-0	5	3	0
	Opponents	5	232	138	370	23-85	5-52	4-25	10	11	2-0	5	0	0

GAME-BY-GAME INDIVIDUAL STATS | DEFENSE**Total Tackles**

Player	S-A	Total	UAPB	KentSt	OSU	Utah	UH
Jacob Rodriguez	15-18	33	3-0	3-4	0-7	5-6	4-1
John Curry	11-16	27	1-2	0-5	2-5	4-3	4-1
Ben Roberts	10-16	26	1-3	2-4	1-3	2-4	4-2
Cole Wisniewski	6-17	23	1-0	0-2	1-7	2-6	2-2
Anthony Holmes Jr.	10-8	18	2-1	2-3	1-2	1-2	4-0
Brice Pollock	6-9	15	-	0-2	2-4	4-2	0-1
Brenden Jordan	7-7	14	0-1	0-1	3-2	4-3	-
Skyler Gill-Howard	9-4	13	1-1	3-1	0-1	3-0	2-1
Lee Hunter	3-10	13	0-1	0-2	0-5	1-1	2-1
Dontae Balfour	8-4	12	DNP	1-1	2-1	3-2	2-0
David Bailey	8-3	11	0-2	1-0	1-1	3-0	3-0
AJ McCarty	8-2	10	1-1	2-1	1-0	-	4-0
Romello Height	6-2	8	0-1	2-0	3-1	1-0	-
Jayden Cofield	3-5	8	1-2	0-1	2-1	-	0-1
Bryce Ramirez	5-2	7	3-1	0-1	1-0	-	1-0
Amier Boyd	6-0	6	3-0	1-0	DNP	1-0	1-0
Wesley Smith	4-1	5	3-1	1-0	-	-	-
Ashton Hampton	3-1	4	-	1-0	1-0	1-1	DNP
E'Maurion Banks	2-2	4	1-0	0-2	-	DNP	1-0
Oliver Miles III	1-3	4	0-1	1-2	-	-	-
Brock Golwas	1-3	4	0-1	0-2	-	1-0	-
Tarrion Grant	3-0	3	DNP	1-0	2-0	DNP	DNP
Malik Esquerria	3-0	3	1-0	-	2-0	-	-
Trent Low	3-0	3	1-0	1-0	-	-	1-0
Peyton Morgan	2-1	3	1-1	-	1-0	-	-
Amier Washington	1-2	3	1-2	-	-	DNP	-
Terrell Tilmon	2-0	2	DNP	-	-	2-0	-
Dylan Spencer	2-0	2	-	2-0	-	DNP	DNP
Charles Esters III	1-1	2	1-1	DNP	DNP	-	-
Marquez Stevenson	1-0	1	DNP	1-0	-	-	-
Leyton Stone	1-0	1	-	-	1-0	-	-
Chief Collins	1-0	1	DNP	1-0	-	-	-
Gage Elder	1-0	1	1-0	-	-	-	-
Tanner Allen	1-0	1	1-0	-	-	DNP	DNP
Braylon Rigsby	1-0	1	1-0	-	-	-	-
Eddy Smith	0-1	1	-	0-1	-	DNP	DNP
Kasen Long	0-1	1	0-1	DNP	DNP	DNP	DNP
Charles Anderson Jr.	0-1	1	-	0-1	-	DNP	DNP

GAME-BY-GAME INDIVIDUAL STATS | DEFENSE

TACKLES FOR LOSS

Player	UA-A	Total	UAPB	KentSt	OSU	Utah	UH
David Bailey	6-1	6.5	0.5-3	1.0-7	1.0-15	1.0-10	3.0-21
Jacob Rodriguez	3-2	4.0	-	1.0-1	0.5-1	0.5-0	2.0-4
Anthony Holmes Jr.	2-2	3.0	-	2.0-2	-	-	1.0-1
Skyler Gill-Howard	2-1	2.5	0.5-3	1.0-1	-	1.0-3	-
Romello Height	2-1	2.5	0.5-3	1.0-6	1.0-8	-	-
Cole Wisniewski	1-2	2.0	-	0.5-0	1.5-4	-	-
AJ McCarty	1-0	1.0	1.0-4	-	-	-	-
Bryce Ramirez	1-0	1.0	1.0-1	-	-	-	-
John Curry	1-0	1.0	1.0-6	-	-	-	-
Charles Esters III	1-0	1.0	1.0-2	DNP	DNP	-	-
Terrell Tilmon	1-0	1.0	DNP	-	-	1.0-2	-
Lee Hunter	0-2	1.0	0.5-2	-	0.5-1	-	-
Brice Pollock	0-1	0.5	-	-	-	0.5-1	-
Dontae Balfour	0-1	0.5	DNP	-	0.5-2	-	-
Jayden Cofield	0-1	0.5	-	0.5-1	-	-	-

SACKS

Player	UA-A	Total	UAPB	KentSt	OSU	Utah	UH
David Bailey	5-1	5.5	0.5-3	1-7	1-15	1-10	2-17
Romello Height	2-1	2.5	0.5-3	1-6	1-8	-	-
Bryce Ramirez	1-0	1	1-1	-	-	-	-
Cole Wisniewski	1-0	1	-	-	1-3	-	-
Anthony Holmes Jr.	1-0	1	-	1-1	-	-	-
Skyler Gill-Howard	0-1	0.5	0.5-3	-	-	-	-
Lee Hunter	0-1	0.5	0.5-2	-	-	-	-

Fumbles Forced

Player	Number	UAPB	KentSt	OSU	Utah	UH
Jacob Rodriguez	2	-	1	-	1	-
Cole Wisniewski	1	1	-	-	-	-
Ben Roberts	1	-	-	-	1	-
David Bailey	1	-	-	-	-	1

Fumbles Recovered

Player	Number	UAPB	KentSt	OSU	Utah	UH
Anthony Holmes Jr.	2	-	1	-	1	-
John Curry	1	-	-	-	1	-
Ben Roberts	1	-	-	-	-	1

SPECIAL TEAMS TACKLES

Player	Total	KO	Punt
#3 Bryce Ramirez, LB	3	3	0
#34 Trent Low, LB	2	2	0
#1 A.J. McCarty	2	2	0
#29 Chief Collins, S	1	1	0
#40 Wesley Smith, LB	1	1	0
#6 John Curry	1	0	1
TOTALS	10	9	1

TEXAS TECH GAME HIGHS

Texas Tech - Game Highs

RUSHES	50	at Houston (10/04/2025)
YARDS RUSHING	294	Ark.-Pine Bluff (08/30/2025)
YARDS PER RUSH	10.1	Ark.-Pine Bluff (08/30/2025)
TD RUSHES	3	Kent St. (09/06/2025)
	3	Ark.-Pine Bluff (08/30/2025)
PASS ATTEMPTS	41	Oregon St. (09/13/2025)
PASS COMPLETIONS	28	at Houston (10/04/2025)
YARDS PASSING	478	Oregon St. (09/13/2025)
YARDS PER PASS	11.7	Oregon St. (09/13/2025)
TD PASSES	6	Ark.-Pine Bluff (08/30/2025)
TOTAL PLAYS	90	at Houston (10/04/2025)
TOTAL OFFENSE	608	Ark.-Pine Bluff (08/30/2025)
YARDS PER PLAY	10.0	Ark.-Pine Bluff (08/30/2025)
POINTS	67	Ark.-Pine Bluff (08/30/2025)
SACKS BY	3	Oregon St. (09/13/2025)
	3	Kent St. (09/06/2025)
	3	Ark.-Pine Bluff (08/30/2025)
FIRST DOWNS	33	Ark.-Pine Bluff (08/30/2025)
PENALTIES	14	at Utah (09/20/2025)
PENALTY YARDS	122	at Utah (09/20/2025)
TURNOVERS	2	at Utah (09/20/2025)
	2	Oregon St. (09/13/2025)
PUNTS	6	at Utah (09/20/2025)
PUNTING AVG	49.0	Oregon St. (09/13/2025)
LONG PUNT	57	Oregon St. (09/13/2025)
PUNTS INSIDE 20	5	at Utah (09/20/2025)
LONG PUNT RETURN	30	at Houston (10/04/2025)

Texas Tech - Individual Game Highs

RUSHES	21	Cameron Dickey at Houston (10/04/2025)
YARDS RUSHING	127	Adam Hill vs Kent St. (09/06/2025)
TD RUSHES	2	J'Koby Williams at Houston (10/04/2025)
	2	Cameron Dickey at Utah (09/20/2025)
	2	Cameron Dickey vs Kent St. (09/06/2025)
LONG RUSH	64	Will Hammond vs Ark.-Pine Bluff (08/30/2025)
PASS ATTEMPTS	40	Behren Morton at Houston (10/04/2025)
PASS COMPLETIONS	28	Behren Morton at Houston (10/04/2025)
YARDS PASSING	464	Behren Morton vs Oregon St. (09/13/2025)
TD PASSES	4	Behren Morton vs Oregon St. (09/13/2025)
	4	Behren Morton vs Ark.-Pine Bluff (08/30/2025)
LONG PASS	73	Behren Morton at Utah (09/20/2025)
RECEPTIONS	10	Coy Eakin at Houston (10/04/2025)
YARDS RECEIVING	123	Coy Eakin vs Oregon St. (09/13/2025)
TD RECEPTIONS	2	Reggie Virgil vs Kent St. (09/06/2025)
	2	Terrance Carter Jr. vs Ark.-Pine Bluff (08/30/2025)
LONG RECEPTION	73	J'Koby Williams at Utah (09/20/2025)
PUNTS	6	Jack Burgess at Utah (09/20/2025)
PUNTING AVG	49.0	Jack Burgess vs Oregon St. (09/13/2025)
LONG PUNT	57	Jack Burgess vs Oregon St. (09/13/2025)
PUNTS INSIDE 20	5	Jack Burgess at Utah (09/20/2025)
LONG PUNT RETURN	30	Coy Eakin at Houston (10/04/2025)
LONG KICKOFF RETURN	29	Micah Hudson vs Ark.-Pine Bluff (08/30/2025)
TACKLES	11	Jacob Rodriguez at Utah (09/20/2025)
SACKS	2	David Bailey at Houston (10/04/2025)



OPPONENT GAME HIGHS

Opponent - Game Highs

RUSHES	34	Kent St. (09/06/2025)
YARDS RUSHING	103	at Houston (10/04/2025)
YARDS PER RUSH	3.4	at Houston (10/04/2025)
TD RUSHES	1	at Utah (09/20/2025)
	1	Kent St. (09/06/2025)
PASS ATTEMPTS	46	Oregon St. (09/13/2025)
PASS COMPLETIONS	25	at Utah (09/20/2025)
	25	Oregon St. (09/13/2025)
YARDS PASSING	281	Oregon St. (09/13/2025)
YARDS PER PASS	6.6	Kent St. (09/06/2025)
TD PASSES	2	Oregon St. (09/13/2025)
TOTAL PLAYS	69	at Utah (09/20/2025)
TOTAL OFFENSE	289	Oregon St. (09/13/2025)
YARDS PER PLAY	4.9	at Houston (10/04/2025)
POINTS	14	Oregon St. (09/13/2025)
	14	Kent St. (09/06/2025)
SACKS BY	2	at Houston (10/04/2025)
	2	Oregon St. (09/13/2025)
FIRST DOWNS	17	Oregon St. (09/13/2025)
PENALTIES	5	at Houston (10/04/2025)
PENALTY YARDS	55	at Houston (10/04/2025)
TURNOVERS	4	at Utah (09/20/2025)
PUNTS	8	Kent St. (09/06/2025)
PUNTING AVG	44.7	at Utah (09/20/2025)
LONG PUNT	58	at Utah (09/20/2025)
	58	Oregon St. (09/13/2025)
PUNTS INSIDE 20	3	at Utah (09/20/2025)

Opponent - Individual Game Highs

RUSHES	15	Za'Marion Webber vs Ark.-Pine Bluff (08/30/2025)
YARDS RUSHING	59	Zeon Chriss at Houston (10/04/2025)
TD RUSHES	1	Wayshawn Parker at Utah (09/20/2025)
	1	Dru DeShields vs Kent St. (09/06/2025)
LONG RUSH	21	Zeon Chriss at Houston (10/04/2025)
PASS ATTEMPTS	44	Maalik Murphy vs Oregon St. (09/13/2025)
PASS COMPLETIONS	25	Devon Dampier at Utah (09/20/2025)
	25	Maalik Murphy vs Oregon St. (09/13/2025)
YARDS PASSING	281	Maalik Murphy vs Oregon St. (09/13/2025)
TD PASSES	2	Maalik Murphy vs Oregon St. (09/13/2025)
LONG PASS	64	Zeon Chriss at Houston (10/04/2025)
RECEPTIONS	10	Ryan Davis at Utah (09/20/2025)
YARDS RECEIVING	103	David Wells Jr. vs Oregon St. (09/13/2025)
TD RECEPTIONS	1	Amare Thomas at Houston (10/04/2025)
	1	Bryce Caufield vs Oregon St. (09/13/2025)
	1	Karson Boschma vs Oregon St. (09/13/2025)
	1	Cade Wolford vs Kent St. (09/06/2025)
	1	Ellis Stewart vs Ark.-Pine Bluff (08/30/2025)
LONG RECEPTION	64	Amare Thomas at Houston (10/04/2025)
FIELD GOALS	1	Ethan Sanchez at Houston (10/04/2025)
	1	Dillon Curtis at Utah (09/20/2025)
LONG FIELD GOALS	32	Dillon Curtis at Utah (09/20/2025)
PUNTS	7	Orion Phillips at Utah (09/20/2025)
PUNTING AVG	44.7	Orion Phillips at Utah (09/20/2025)
LONG PUNT	58	Orion Phillips at Utah (09/20/2025)
	58	AJ Winsor vs Oregon St. (09/13/2025)
PUNTS INSIDE 20	3	Orion Phillips at Utah (09/20/2025)
LONG PUNT RETURN	none	
LONG KICKOFF RETURN	25	Mekhi Mews at Houston (10/04/2025)

GAME PARTICIPATION

##	Player	GP-GS	UAPB	KentSt	OSU	Utah	UH
0	Skylar Gill-Howard	5/5	START	START	START	START	START
0	Quinten Joyner	0/0
1	AJ McCarty	5/0	XXX	XXX	XXX	XXX	XXX
1	Reggie Virgil	5/5	START	START	START	START	START
2	Lee Hunter	5/5	START	START	START	START	START
2	Behren Morton	5/5	START	START	START	START	START
3	Bryce Ramirez	5/0	XXX	XXX	XXX	XXX	XXX
3	Coy Eakin	5/4	XXX	START	START	START	START
4	Maurion Horn	2/1	START	XXX
4	TJ West	5/0	XXX	XXX	XXX	XXX	XXX
5	Cole Wisniewski	5/5	START	START	START	START	START
5	Caleb Douglas	5/5	START	START	START	START	START
6	John Curry	5/5	START	START	START	START	START
6	Kelby Valsin	5/0	XXX	XXX	XXX	XXX	XXX
7	Terrance Carter Jr.	5/5	START	START	START	START	START
7	Brenden Jordan	5/5	START	START	START	START	START
8	E'Maurion Banks	4/0	XXX	XXX	XXX	...	XXX
8	Cameron Dickey	5/2	START	XXX	XXX	XXX	START
9	Romello Height	5/5	START	START	START	START	START
9	Johncarlos Miller II	5/1	START	XXX	XXX	XXX	XXX
10	Jacob Rodriguez	5/5	START	START	START	START	START
10	Lloyd Jones III	0/0
11	Charles Esters III	3/0	XXX	XXX	XXX
11	Tyson Turner	5/0	XXX	XXX	XXX	XXX	XXX
12	Mitch Griffis	2/0	XXX	XXX
12	Marquez Stevenson	4/0	...	XXX	XXX	XXX	XXX
13	Ben Roberts	5/5	START	START	START	START	START
13	Price Morgan	2/0	XXX	XXX
14	Brice Pollock	5/5	START	START	START	START	START
14	Micah Hudson	5/0	XXX	XXX	XXX	XXX	XXX
15	Will Hammond	5/0	XXX	XXX	XXX	XXX	XXX
15	Oliver Miles III	5/0	XXX	XXX	XXX	XXX	XXX
16	Ashton Hampton	4/0	XXX	XXX	XXX	XXX	...
16	Holden Phillips	0/0
17	Peyton Morgan	5/0	XXX	XXX	XXX	XXX	XXX
17	Leyton Stone	5/0	XXX	XXX	XXX	XXX	XXX
18	Roy Alexander	3/0	XXX	XXX	XXX
18	Terrell Tilmon	4/0	...	XXX	XXX	XXX	XXX
19	Haydon Wiginton	5/0	XXX	XXX	XXX	XXX	XXX
19	Quintaelyn Joyner	0/0
20	Dontae Balfour	4/3	...	XXX	START	START	START
20	J'Koby Williams	5/3	XXX	START	START	START	XXX
21	Miquel Dingle Jr	1/0	XXX
21	Tristian Gentry	4/0	XXX	XXX	XXX	XXX	...
22	Marcus Ramon-Edwards	3/0	XXX	XXX	XXX
23	Tarrion Grant	2/0	...	XXX	XXX
23	Adam Hill	3/0	XXX	XXX	XXX
24	Malik Esquerra	5/0	XXX	XXX	XXX	XXX	XXX
25	Chapman Lewis	0/0
26	Deante Lindsay	0/0
27	Amier Boyd	4/1	XXX	START	...	XXX	XXX
27	Upton Bellenfant	4/0	XXX	XXX	XXX	...	XXX
28	Braylan McDonald	2/0	XXX	XXX
29	Chief Collins	4/0	...	XXX	XXX	XXX	XXX
30	Mikal Harrison-Pilot	5/0	XXX	XXX	XXX	XXX	XXX
31	David Bailey	5/4	START	XXX	START	START	START
32	Cheta Ofili	4/0	XXX	XXX	XXX	XXX	...
33	Anthony Holmes Jr.	5/0	XXX	XXX	XXX	XXX	XXX
33	Loic Tshibangu	0/0
34	Trent Low	5/0	XXX	XXX	XXX	XXX	XXX

GAME PARTICIPATION

##	Player	GP-GS	UAPB	KentSt	OSU	Utah	UH
35	Gage Elder	5/0	XXX	XXX	XXX	XXX	XXX
35	Michael Henderson III	2/0	XXX	XXX
36	Justin Horne	0/0
37	Ian Hershey	3/0	XXX	XXX	XXX
39	Luke Dillingham	5/0	XXX	XXX	XXX	XXX	XXX
40	Wesley Smith	5/0	XXX	XXX	XXX	XXX	XXX
41	Jack Burgess	5/0	XXX	XXX	XXX	XXX	XXX
43	Chris Lemons	1/0	...	XXX
45	Brock Golwas	5/0	XXX	XXX	XXX	XXX	XXX
46	Tanner Allen	3/0	XXX	XXX	XXX
47	Rylan Vagana	5/0	XXX	XXX	XXX	XXX	XXX
48	Stone Harrington	5/0	XXX	XXX	XXX	XXX	XXX
50	Eddy Smith	3/0	XXX	XXX	XXX
50	Patrick McMath	3/0	XXX	XXX	XXX
51	Jayden Cofield	5/0	XXX	XXX	XXX	XXX	XXX
52	Cash Cleveland	0/0
53	Holton Hendrix	0/0
56	Davion Carter	5/5	START	START	START	START	START
57	Hunter Zambrano	3/0	XXX	XXX	...	XXX	...
61	Connor Carty	3/0	XXX	XXX	XXX
64	Jurrien Loftin	1/0	XXX
65	D'Anthis Upshaw	3/0	XXX	XXX	XXX
66	Jackson Hildebrand	1/0	XXX
68	Ren Brown	0/0
70	Jacob Ponton	5/5	START	START	START	START	START
71	Vinny Sciury	5/0	XXX	XXX	XXX	XXX	XXX
72	Sheridan Wilson	5/5	START	START	START	START	START
73	Danilo Guberinch	1/0	XXX
74	Daniel Sill	5/0	XXX	XXX	XXX	XXX	XXX
75	Garin Maley	1/0	XXX
76	Will Jados	5/5	START	START	START	START	START
77	Elias Gillen	1/0	XXX
78	Ellis Davis	0/0
79	Howard Sampson	5/5	START	START	START	START	START
80	Kai Powell	0/0
83	Jack Esparza	0/0
84	Michael Dever	2/0	XXX	XXX
85	Dylan Spencer	3/0	XXX	XXX	XXX
85	Bryson Jones	3/0	XXX	XXX	XXX
86	Sean Robinson	1/0	...	XXX
88	Amier Washington	4/0	XXX	XXX	XXX	...	XXX
88	Trey Jackson	5/0	XXX	XXX	XXX	XXX	XXX
89	Jason Llewellyn	5/0	XXX	XXX	XXX	XXX	XXX
90	Ansel Nedore	5/0	XXX	XXX	XXX	XXX	XXX
92	Kasen Long	1/0	XXX
93	Dylan Singleton	0/0
94	Braylon Rigsby	5/1	XXX	START	XXX	XXX	XXX
96	Keyshawn Williams	3/0	XXX	XXX	XXX
97	Charles Anderson Jr.	3/0	XXX	XXX	XXX

MISCELLANEOUS STATISTICS

3rd-Down Conversions

Date	Opponent	Score	Overall	1st Qtr	2nd Qtr	3rd Qtr	4th Qtr	Overtime
08/30/2025	Ark.-Pine Bluff	W 67-7	5-8 62.5	2-4 50.0	2-3 66.7	0-0 0.0	1-1 100.0	0-0 0.0
09/06/2025	Kent St.	W 62-14	6-13 46.2	2-3 66.7	2-5 40.0	1-3 33.3	1-2 50.0	0-0 0.0
09/13/2025	Oregon St.	W 45-14	9-15 60.0	2-3 66.7	3-5 60.0	3-4 75.0	1-3 33.3	0-0 0.0
09/20/2025	at Utah	W 34-10	9-17 52.9	2-3 66.7	2-5 40.0	2-5 40.0	3-4 75.0	0-0 0.0
10/04/2025	at Houston	W 35-11	9-18 50.0	2-6 33.3	3-5 60.0	1-4 25.0	3-3 100.0	0-0 0.0
Texas Tech			38-71 53.5	10-19 52.6	12-23 52.2	7-16 43.8	9-13 69.2	0-0 0.0
Opponents			18-71 25.4	5-21 23.8	5-20 25.0	4-15 26.7	4-15 26.7	0-0 0.0

4th-Down Conversions

Date	Opponent	Score	Overall	1st Qtr	2nd Qtr	3rd Qtr	4th Qtr	Overtime
08/30/2025	Ark.-Pine Bluff	W 67-7	1-1 100.0	1-1 100.0	0-0 0.0	0-0 0.0	0-0 0.0	0-0 0.0
09/06/2025	Kent St.	W 62-14	1-2 50.0	0-0 0.0	1-1 100.0	0-1 0.0	0-0 0.0	0-0 0.0
09/13/2025	Oregon St.	W 45-14	0-1 0.0	0-1 0.0	0-0 0.0	0-0 0.0	0-0 0.0	0-0 0.0
09/20/2025	at Utah	W 34-10	0-0 0.0	0-0 0.0	0-0 0.0	0-0 0.0	0-0 0.0	0-0 0.0
10/04/2025	at Houston	W 35-11	1-1 100.0	1-1 100.0	0-0 0.0	0-0 0.0	0-0 0.0	0-0 0.0
Texas Tech			3-5 60.0	2-3 66.7	1-1 100.0	0-1 0.0	0-0 0.0	0-0 0.0
Opponents			6-14 42.9	0-2 0.0	2-4 50.0	0-1 0.0	4-7 57.1	0-0 0.0

Time of Possession

Date	Opponent	Score	Overall	1st Qtr	2nd Qtr	3rd Qtr	4th Qtr	Overtime
08/30/2025	Ark.-Pine Bluff	W 67-7	20:22	06:35	07:20	03:19	03:08	00:00
09/06/2025	Kent St.	W 62-14	30:03	06:17	08:14	05:51	09:41	00:00
09/13/2025	Oregon St.	W 45-14	31:00	04:20	08:30	09:06	09:04	00:00
09/20/2025	at Utah	W 34-10	32:15	04:55	07:57	08:33	10:50	00:00
10/04/2025	at Houston	W 35-11	37:58	09:59	08:37	08:12	11:10	00:00
Texas Tech			Total 151:38	32:06	40:38	35:01	43:53	00:00
			Avg. 30:20	06:25	08:08	07:00	08:47	00:00
Opponents			Total 130:01	37:47	35:08	27:00	30:06	00:00
			Avg. 26:00	07:33	07:02	05:24	06:01	00:00

TEAM COMPARISON

3rd-Down Conversions

Date	Opponent	Score	Overall	1st Qtr	2nd Qtr	3rd Qtr	4th Qtr	Overtime
08/30/2025	Ark.-Pine Bluff	W 67-7	5-8 62.5	2-4 50.0	2-3 66.7	0-0 0.0	1-1 100.0	0-0 0.0
09/06/2025	Kent St.	W 62-14	6-13 46.2	2-3 66.7	2-5 40.0	1-3 33.3	1-2 50.0	0-0 0.0
09/13/2025	Oregon St.	W 45-14	9-15 60.0	2-3 66.7	3-5 60.0	3-4 75.0	1-3 33.3	0-0 0.0
09/20/2025	at Utah	W 34-10	9-17 52.9	2-3 66.7	2-5 40.0	2-5 40.0	3-4 75.0	0-0 0.0
10/04/2025	at Houston	W 35-11	9-18 50.0	2-6 33.3	3-5 60.0	1-4 25.0	3-3 100.0	0-0 0.0
Texas Tech			38-71 53.5	10-19 52.6	12-23 52.2	7-16 43.8	9-13 69.2	0-0 0.0
Opponents			18-71 25.4	5-21 23.8	5-20 25.0	4-15 26.7	4-15 26.7	0-0 0.0

4th-Down Conversions

Date	Opponent	Score	Overall	1st Qtr	2nd Qtr	3rd Qtr	4th Qtr	Overtime
08/30/2025	Ark.-Pine Bluff	W 67-7	1-1 100.0	1-1 100.0	0-0 0.0	0-0 0.0	0-0 0.0	0-0 0.0
09/06/2025	Kent St.	W 62-14	1-2 50.0	0-0 0.0	1-1 100.0	0-1 0.0	0-0 0.0	0-0 0.0
09/13/2025	Oregon St.	W 45-14	0-1 0.0	0-1 0.0	0-0 0.0	0-0 0.0	0-0 0.0	0-0 0.0
09/20/2025	at Utah	W 34-10	0-0 0.0	0-0 0.0	0-0 0.0	0-0 0.0	0-0 0.0	0-0 0.0
10/04/2025	at Houston	W 35-11	1-1 100.0	1-1 100.0	0-0 0.0	0-0 0.0	0-0 0.0	0-0 0.0
Texas Tech			3-5 60.0	2-3 66.7	1-1 100.0	0-1 0.0	0-0 0.0	0-0 0.0
Opponents			6-14 42.9	0-2 0.0	2-4 50.0	0-1 0.0	4-7 57.1	0-0 0.0

Time of Possession

Date	Opponent	Score	Overall	1st Qtr	2nd Qtr	3rd Qtr	4th Qtr	Overtime
08/30/2025	Ark.-Pine Bluff	W 67-7	20:22	06:35	07:20	03:19	03:08	00:00
09/06/2025	Kent St.	W 62-14	30:03	06:17	08:14	05:51	09:41	00:00
09/13/2025	Oregon St.	W 45-14	31:00	04:20	08:30	09:06	09:04	00:00
09/20/2025	at Utah	W 34-10	32:15	04:55	07:57	08:33	10:50	00:00
10/04/2025	at Houston	W 35-11	37:58	09:59	08:37	08:12	11:10	00:00
Texas Tech			Total 151:38	32:06	40:38	35:01	43:53	00:00
			Avg. 30:20	06:25	08:08	07:00	08:47	00:00
Opponents			Total 130:01	37:47	35:08	27:00	30:06	00:00
			Avg. 26:00	07:33	07:02	05:24	06:01	00:00



GAME-BY-GAME SPECIALIST STATS

FIELD GOALS

SCORING	FG	PAT	Points
#48 Harrington	7-9	15-15	36
#27 Bellenfant	5-5	10-11	25
#37 Hershey	0-0	2-2	2

FIELD GOALS	FGM-FGA	Pct.	01-19	20-29	30-39	40-49	50-59	60+	Lg	Blk
#48 Harrington	7-9	77.7	0-0	4-4	1-1	1-2	1-2	0-0	57	0
#27 Bellenfant	5-5	100.0	0-0	4-4	1-1	0-0	0-0	0-0	33	0
#37 Hershey	0-0	--	0-0	0-0	0-0	0-0	0-0	0-0	-	0
Totals	12-14	85.7	0-0	8-8	2-2	1-2	1-2	0-0	57	0

Team Leader/Harrington	(Made), Missed, Blocked
UAPB	(31)
Kent State	(47)
Oregon State	--
at Utah	(58), (25)
at Houston	(26), (23), (26), 44, 53
Kansas	
at Arizona State	
Oklahoma State	
at Kansas State	
BYU	
UCF	
at West Virginia	

PUNTING

PUNTING	Number-Avg./i20/50+
#41 Burgess	zero team punt attempts
UAPB	2-44.0 / 2 / 0
Kent State	2-49.0 / 0 / 1
Oregon State	6-41.3 / 5 / 2
at Utah	2-43.0 / 1 / 1
at Houston	
Kansas	
at Arizona State	
Oklahoma State	
at Kansas State	
BYU	
UCF	
at West Virginia	
Totals	12-43.3 / 8 / 4

#41-JACK BURGESS

# - opponent (Qtr.)	Down	Situation	Yards	Action (yds)	i20	i10	Note
1 - Kent State (1Q)	4-4	TTU39	47	FC	yes	no	fair catch at KSU-14 (holding moved ball to KSU-07)
2 - Kent State (3Q)	4-5	TTU42	41	FC	yes	no	fair catch at KSU-17
3 - Oregon State (2Q)	4-14	TTU03	41	Downed	no	no	downed at the TTU-44 by Peyton Morton
4 - Oregon State (4Q)	4-15	TTU15	57	OB	no	no	Out of bounds at the OSU-28
5 - Utah (1Q)	4-8	UTAH44	33	FC	yes	no	fair catch at UTAH-11 (Kick Catch interference moved ball to UTAH-26)
6 - Utah (2Q)	4-16	TTU41	45	FC	yes	no	fair catch at UTAH-14
7 - Utah (2Q)	4-4	TTU49	34	Downed	yes	no	downed at the UTAH-17 by Trent Low
8 - Utah (3Q)	4-23	TTU12	54	Returned	no	no	returned for loss of 9 yards to UTAH-25 (TKL: John Curry)
9 - Utah (3Q)	4-7	TTU47	52	Downed	yes	yes	downed at the UTAH-01 by Peyton Morgan
10 - Utah (3Q)	4-9	UTAH39	30	Downed	yes	yes	downed at the UTAH-09 by Bryce Ramirez
11 - Houston (2Q)	4-6	TTU14	34	OB	no	no	Out of bounds at the TTU-48
12 - Houston (3Q)	4-3	TTU30	52	FC	yes	no	fair catch at HOU-18
TOTALS			4 (50+)		8 (i20)	2 (i10)	

KICKOFFS

KICKOFFS	No.	Yds	Avg.	TB	OB	RETN	NET	YD-LN
#48 Harrington	43	2,765	64.3	32	1	--	--	--
#37 Hershey	2	126	63.0	1	0	--	--	--
#27 Bellenfant	2	130	65.0	1	0	--	--	--
Totals	47	3,021	64.3	34	1	8	40.6	24

Team Leader/Harrington	Touchbacks/Kickoffs
UAPB	8-of-9
Kent State	5-of-10
Oregon State	7-of-8
at Utah	7-of-7
at Houston	5-of-9
Kansas	
at Arizona State	
Oklahoma State	
at Kansas State	
BYU	
UCF	
at West Virginia	

PUNTING

#41 Burgess	12 attempts
50+ yard punts	4
Inside the 20-yard line	8
Inside the 10-yard line	2
Fair Caught	5
Touchbacks	0
Downed	4
Out of Bounds	2
Not Returned	11
Returned	1
Total Return Yards	1 returns for -9 yards (-9.0 per return)

GAME-BY-GAME LEADERS

OPPONENT	PASSING YARDS	RUSHES	RUSH YARDS	RECEPTIONS	RECEIVING YARDS	TACKLES	TACKLES FOR LOSS	SACKS
Ark-Pine Bluff	201 (Morton)	13 (Dickey)	90 (Dickey)	4 (Virgil)	56 (Virgil)	4 (3 players)	1.0 (4 players)	1.0 (Ramirez)
Kent State	258 (Morton)	16 (Hill)	127 (Hill)	5 (Virgil)	59 (Eakin)	6 (Roberts)	2.5 (Holmes Jr)	1.0 (3 players)
Oregon State	464 (Morton)	16 (Dickey)	65 (Dickey)	7 (Williams)	123 (Eakin)	8 (Wisniewski)	1.5 (Wisniewski)	1.0 (3 players)
at Utah	169 (Hammond)	13 (Dickey)	67 (Dickey)	7 (Carter Jr.)	72 (Virgil)	11 (Rodriguez)	1.0 (3 players)	1.0 (Bailey)
at Houston	345 (Morton)	21 (Dickey)	107 (Williams)	10 (Eakin)	114 (Douglas)	6 (Roberts)	3.0 (Bailey)	2.0 (Bailey)
Kansas	--	--	--	--	--	--	--	--
at Arizona State	--	--	--	--	--	--	--	--
Oklahoma State	--	--	--	--	--	--	--	--
at Kansas State	--	--	--	--	--	--	--	--
BYU	--	--	--	--	--	--	--	--
UCF	--	--	--	--	--	--	--	--
at West Virginia	--	--	--	--	--	--	--	--

GAME QUICK FACTS

OPPONENT	DURATION	TV	KO WEATHER	KO TIME (local)	ATTND.	COIN TOSS	KICK/RECEIVE	1ST TECH POSS.	1ST OPP. POSS.	HALF	FINAL
Ark-Pine Bluff	4:43*	ESPN+	83° cloudy	6:32 p.m. (CDT)	60,229	Won	Kick	Touchdown	Punt	TTU 47, UAPB 0	TTU 67, UAPB 0
Kent State	3:20	TNT	58° cloudy	11:02 a.m. (CDT)	60,229	Lost	Receive	Touchdown	TO on Downs	TTU 48, Kent 0	TTU 62, Kent 14
Oregon State	6:13*	FOX	81° cloudy	2:40 p.m. (CDT)	60,229	Won	Kick	Touchdown	Punt	TTU 28, OSU 0	TTU 45, OSU 14
at Utah	3:26	FOX	67° cloudy	10:10 a.m. (MDT)	52,236	Won	Kick	Touchdown	Punt	TTU 10, Utah 3	TTU 34, Utah 10
at Houston	3:32	ESPN	88° cloudy	6:10 p.m. (CDT)	42,806	Lost	Receive	Field Goal	TO/Fumble	TTU 25, HOU 11	TTU 35, HOU 11
Kansas	-	-	-	-	-	-	-	-	-	-	-
at Arizona State	-	-	-	-	-	-	-	-	-	-	-
Oklahoma State	-	-	-	-	-	-	-	-	-	-	-
at Kansas State	-	-	-	-	-	-	-	-	-	-	-
BYU	-	-	-	-	-	-	-	-	-	-	-
UCF	-	-	-	-	-	-	-	-	-	-	-
at West Virginia	-	-	-	-	-	-	-	-	-	-	-

* includes 1:28 weather delay

* includes 2:24 weather delay

TURNOVER CHART

Opponent	Forced by Texas Tech					Forced by Opponent			
	Fum	Int	Tot	Pts Off	Margin	Fum	Int	Tot	Pts Off
UAPB	0	1	1	6	+1	0	0	0	0
Kent State	1	1	2	10	+1	1	0	1	7
Oregon State	0	2	2	10	E	0	2	2	7
at Utah	2	2	4	10	+2	0	2	2	0
at Houston	1	2	3	10	+2	1	0	1	0
Kansas	-	-	-	-		-	-	-	-
at Arizona State	-	-	-	-		-	-	-	-
Oklahoma State	-	-	-	-		-	-	-	-
at Kansas State	-	-	-	-		-	-	-	-
BYU	-	-	-	-		-	-	-	-
UCF	-	-	-	-		-	-	-	-
at West Virginia	-	-	-	-		-	-	-	-
Totals	4	8	12	46	+6	2	4	6	14

REDZONE CHART

Opponent	Texas Tech			Opponents		
	Scores-Chances (%)	TD (R/P)	FG	Scores-Chances (%)	TD (R/P)	FG
UAPB	8-of-8 (100.0)	6 (2/4)	2	1-of-1 (100.0)	1 (0/1)	0
Kent State	6-of-7 (85.7)	4 (3/1)	2	2-of-2 (100.0)	2 (1/1)	0
Oregon State	5-of-6 (83.3)	4 (2/2)	1	1-of-3 (33.3)	1 (0/1)	0
at Utah	2-of-2 (100.0)	1 (1/0)	1	2-of-2 (100.0)	1 (1/0)	1
at Houston	7-of-8 (87.5)	2 (2/0)	5	1-of-1 (100.0)	0 (0/0)	1
Kansas	-of- (-)	- (-/-)	-	-of- (-)	- (-/-)	-
at Arizona State	-of- (-)	- (-/-)	-	-of- (-)	- (-/-)	-
Oklahoma State	-of- (-)	- (-/-)	-	-of- (-)	- (-/-)	-
at Kansas State	-of- (-)	- (-/-)	-	-of- (-)	- (-/-)	-
BYU	-of- (-)	- (-/-)	-	-of- (-)	- (-/-)	-
UCF	-of- (-)	- (-/-)	-	-of- (-)	- (-/-)	-
at West Virginia	-of- (-)	- (-/-)	-	-of- (-)	- (-/-)	-
Totals	28-of-31 (90.3)	17 (10/7)	11	7-of-9 (77.8)	5 (2/3)	2

EXPLOSIVE PLAYS BREAKDOWN

TEXAS TECH LONGEST PLAYS

Play Type	Yardage	Play (Opponent)
Rushing	64	Hammond 64-yd run (UAPB)
Rushing Touchdown	64	Hammond TD 64-yd run (UAPB)
Passing	73	Morton 73-yd pass to Williams (at Utah)
Passing Touchdown	69	Morton 69-yd TD pass to Dickey (at Houston)
Punt Return	30	Eakin 30-yd punt return (at Houston)
Kick Return	29	Hudson 29-yd kick return (UAPB)
Punt	57	Burgess 57-yard punt (Oregon State)
Field Goal	58	Harrington 58-yd field goal (at Utah)

TEXAS TECH PLAYS - 20-PLUS YARDS

Yards (TD*)	Type	Player(s)	Opponent
73	Pass	J'Koby Williams (Morton)	at Utah
69*	Pass	Cameron Dickey (Morton)	at Houston
64*	Run	Will Hammond	UAPB
61*	Pass	Caleb Douglas (Morton)	Oregon State
50	Pass	Terrance Carter (Morton)	Kent State
42*	Pass	Coy Eakin (Morton)	Kent State
41*	Pass	Coy Eakin (Morton)	UAPB
39	Pass	J'Koby Williams (Morton)	Oregon State
38*	Pass	Bryson Jones (Hammond)	Kent State
38*	Pass	Coy Eakin (Morton)	Oregon State
36	Run	Adam Hill	Kent State
35*	Pass	Reggie Virgil (Morton)	Kent State
34	Pass	Coy Eakin (Morton)	Oregon State
33	Pass	Caleb Douglas (Hammond)	at Utah
33	Pass	Caleb Douglas (Morton)	at Houston
32	Run	Will Hammond	at Utah
30	Pass	J'Koby Williams (Morton)	Kent State
30*	Pass	J'Koby Williams (Morton)	Oregon State
30	Pass	Caleb Douglas (Morton)	at Houston
29	Pass	Caleb Douglas (Morton)	Kent State
26	Pass	Coy Eakin (Morton)	Oregon State
24	Run	Adam Hill	UAPB
24	Run	Adam Hill	Kent State
24	Pass	Terrance Carter Jr. (Morton)	Oregon State
24*	Pass	Terrance Carter (Hammond)	at Utah
24*	Run	Cameron Dickey	at Utah
23	Pass	Terrance Carter Jr. (Morton)	Oregon State
23*	Pass	Terrance Carter Jr. (Morton)	Oregon State
23	Pass	Caleb Douglas (Morton)	at Houston
23	Pass	Coy Eakin (Morton)	at Houston
23	Run	J'Koby Williams	at Houston
21*	Pass	Terrance Carter Jr. (Morton)	UAPB
21	Pass	Reggie Virgil (Morton)	UAPB
21	Pass	Reggie Virgil (Morton)	Oregon State
21*	Pass	Reggie Virgil (Hammond)	at Utah
21	Run	Cameron Dickey	at Houston
20	Run	J'Koby Williams	UAPB
20	Run	Cameron Dickey	UAPB
20	Run	J'Koby Williams	Kent State

20+ Yard Plays (Rush, Pass)

55*	INT Return	Skyler Gill-Howard 55-yd interception return	Kent State
30	Punt Return	Coy Eakin 30-yd punt return	at Houston

20+ Yard Plays (Interception, Punt Return)
40+ Yard Plays (Kick Returns)

TEXAS TECH vs. OPPONENT LONGEST PLAYS

	Texas Tech Long Plays				Opponent Long Plays			
	Rush	Pass	Total	ST	Rush	Pass	Total	ST
Ark-Pine Bluff	4	3	7	0	0	2	2	0
Kent State	3	6	9	0	0	3	3	0
Oregon State	0	10	10	0	0	4	4	0
at Utah	2	4	6	0	0	1	1	0
at Houston	2	5	7	1	1	2	3	0
Kansas	-	-	-	-	-	-	-	-
at Arizona State	-	-	-	-	-	-	-	-
Oklahoma State	-	-	-	-	-	-	-	-
at Kansas State	-	-	-	-	-	-	-	-
BYU	-	-	-	-	-	-	-	-
UCF	-	-	-	-	-	-	-	-
at West Virginia	-	-	-	-	-	-	-	-
Totals	11	28	39	1	1	12	13	0

TEXAS TECH LONGEST PLAYS BY PLAYER

Player	Total	(TDs)	Rush	Rec.
J'Koby Williams	7	(1)	3	4
Terrance Carter Jr.	6	(3)	-	6
Coy Eakin	6	(3)	-	6
Caleb Douglas	6	(1)	-	6
Reggie Virgil	4	(2)	-	4
Cameron Dickey	4	(2)	3	1
Adam Hill	3	(0)	3	-
Will Hammond	2	(1)	2	-
Bryson Jones	1	(1)	-	1
TOTAL	39	(14)	11	28

TEXAS TECH LONGEST PLAYS BY YARDS

Player	20+	30+	40+	50+	60+	70+	80+	90+
J'Koby Williams	7	4	1	1	1	1	-	-
Terrance Carter Jr.	6	1	1	1	-	-	-	-
Caleb Douglas	6	4	1	1	1	-	-	-
Coy Eakin	6	4	2	-	-	-	-	-
Cameron Dickey	4	1	1	1	1	-	-	-
Reggie Virgil	4	1	-	-	-	-	-	-
Adam Hill	3	1	-	-	-	-	-	-
Will Hammond	2	2	1	1	1	-	-	-
Bryson Jones	1	1	-	-	-	-	-	-
TOTAL	39	19	7	5	4	1	-	-

EXPLOSIVE PLAYS BREAKDOWN

OPPONENT LONGEST PLAYS		
Play Type	Yardage	Play (Opponent)
Rushing	21	Chriss 21-yd qb scramble (Houston)
Rushing Touchdown	10	Deshields 10-yd TD run (Kent State)
Passing	64	Chriss 64-yd pass to Thomas (Houston)
Passing Touchdown	64	Chriss 64-yd pass to Thomas (Houston)
Punt Return	-9	Glover -9-yd return (Utah)
Kick Return	25	Mews 25-yd kick return (Houston)
Punt	58 (2x)	Winsor 58-yd punt (Oregon State)/Phillips 58-yd punt (Utah)
Field Goal	32	Curtis 32-yd field goal (Utah)

OPPONENT PLAYS - 20-PLUS YARDS			
Yards (TD*)	Type	Player(s)	Opponent
64	Pass	Amare Thomas (Chriss)	at Houston
56	Pass	David Wells Jr. (Murphy)	Oregon State
44	Pass	Dallen Bentley (Dampier)	at Utah
43	Pass	Koby Young (Weigman)	at Houston
38	Pass	Gavin Garcia (Montes)	Kent State
38	Pass	Ardell Banks (Deshields)	Kent State
27	Pass	Wayne Harris (Deshields)	Kent State
26*	Pass	Karson Boschma (Murphy)	Oregon State
25	Pass	David Wells Jr. (Murphy)	Oregon State
24	Pass	Bryant Sanchez (Peters)	UAPB
22	Pass	Taz Reddicks (Murphy)	Oregon State
21	Pass	Ellis Stewart (Peters)	UAPB
21	Run	Zeon Chriss	at Houston

20+ Yard Plays (Rush, Pass, Interception, Punt Return)
40+ Yard Plays (Kick Returns)
* Touchdown scored on play

TEAM OFFENSE GAME-BY-GAME COMPARISON

FIRST DOWNS

TEXAS TECH FIRST DOWNS						
Opponent	1Q	2Q	3Q	4Q	OT	Total
UAPB	10	12	6	5	-	33
Kent State	8	6	4	9	-	27
Oregon State	8	8	9	5	-	30
at Utah	7	5	3	10	-	25
at Houston	7	9	4	7	-	27
Kansas	-	-	-	-	-	-
at Arizona State	-	-	-	-	-	-
Oklahoma State	-	-	-	-	-	-
at Kansas State	-	-	-	-	-	-
BYU	-	-	-	-	-	-
UCF	-	-	-	-	-	-
at West Virginia	-	-	-	-	-	-

YARDAGE by QUARTER

TEXAS TECH PLAYS/YARDAGE GAINED BY QTR					
Opponent	1Q	2Q	3Q	4Q	OT
UAPB	22/169	22/223	9/148	8/68	-
Kent State	21/169	23/157	15/124	21/151	-
Oregon State	19/222	23/132	21/180	18/65	-
at Utah	14/79	19/104	18/77	21/224	-
at Houston	26/197	25/147	18/84	21/124	-
Kansas	-	-	-	-	-
at Arizona St.	-	-	-	-	-
Okla. St.	-	-	-	-	-
at Kansas St.	-	-	-	-	-
BYU	-	-	-	-	-
UCF	-	-	-	-	-
at W Virginia	-	-	-	-	-

CUMULATIVE YARDS by QTR.

TEXAS TECH PLAYS/CUMULATIVE YARDAGE GAINED BY QTR					
Opponent	1Q	2Q	3Q	4Q	OT
UAPB	22/169	44/392	53/540	61/608	-
Kent State	21/169	44/326	59/450	80/601	-
Oregon State	19/222	42/354	63/534	81/599	-
at Utah	14/79	33/183	51/260	72/484	-
at Houston	26/197	51/344	69/428	90/552	-
Kansas	-	-	-	-	-
at Arizona St.	-	-	-	-	-
Okla. St.	-	-	-	-	-
at Kansas St.	-	-	-	-	-
BYU	-	-	-	-	-
UCF	-	-	-	-	-
at W Virginia	-	-	-	-	-

OPPONENT FIRST DOWNS

TEXAS TECH FIRST DOWNS						
Opponent	1Q	2Q	3Q	4Q	OT	Total
UAPB	3	2	3	5	-	11
Kent State	0	2	4	4	-	10
Oregon State	3	6	3	5	-	17
at Utah	3	6	1	6	-	16
at Houston	2	6	3	1	-	12
Kansas	-	-	-	-	-	-
at Arizona State	-	-	-	-	-	-
Oklahoma State	-	-	-	-	-	-
at Kansas State	-	-	-	-	-	-
BYU	-	-	-	-	-	-
UCF	-	-	-	-	-	-
at West Virginia	-	-	-	-	-	-

OPPONENT YARDAGE by QTR.

TEXAS TECH PLAYS/YARDAGE GAINED BY QTR					
Opponent	1Q	2Q	3Q	4Q	OT
UAPB	19/31	16/21	10/68	14/55	-
Kent State	13/-9	17/60	17/103	12/74	-
Oregon State	18/43	25/58	11/63	14/125	-
at Utah	18/74	21/71	11/26	19/92	-
at Houston	13/67	16/106	14/48	12/46	-
Kansas	-	-	-	-	-
at Arizona St.	-	-	-	-	-
Okla. St.	-	-	-	-	-
at Kansas St.	-	-	-	-	-
BYU	-	-	-	-	-
UCF	-	-	-	-	-
at W Virginia	-	-	-	-	-

OPP. CUMULATIVE YARDS by QTR.

TEXAS TECH PLAYS/CUMULATIVE YARDAGE GAINED BY QTR					
Opponent	1Q	2Q	3Q	4Q	OT
UAPB	19/31	35/52	45/120	59/175	-
Kent State	13/-9	30/51	47/154	59/228	--
Oregon State	18/43	43/101	54/164	68/289	-
at Utah	18/74	39/145	50/171	69/263	-
at Houston	13/67	29/173	43/221	55/267	-
Kansas	-	-	-	-	-
at Arizona St.	-	-	-	-	-
Okla. St.	-	-	-	-	-
at Kansas St.	-	-	-	-	-
BYU	-	-	-	-	-
UCF	-	-	-	-	-
at W Virginia	-	-	-	-	-



SCORING DRIVE BREAKDOWN

TEXAS TECH SCORING DRIVES

VS. ARKANSAS-PINE BLUFF					
QTR	Clock	Player(s)	Play	Pls-Yds	Time
1st	11:44	TD	Virgil/Morton	9 pass	4-39 1:07
1st	10:12	TD	Carter/Morton	21 pass	1-21 0:07
1st	4:47	FG	Bellenfant	29 FG	8-61 3:07
1st	2:15	TD	Carter/Morton	9 pass	6-28 2:14
2nd	13:58	TD	Eakin/Morton	41 pass	5-70 1:08
2nd	8:56	TD	Williams	5 run	8-80 3:06
2nd	4:49	FG	Harrington	31 FG	7-43 2:12
2nd	1:21	TD	Dickey	2 run	4-51 0:54
3rd	6:28	TD	Hammond	64 run	5-80 1:23
3rd	3:00	TD	Stone/Hammond	9 pass	5-68 1:47
4th	3:20	TD	Jones/Griffis	13 pass	7-85 2:41
VS. KENT STATE					
QTR	Clock	Player(s)	Play	Pls-Yds	Time
1st	11:43	TD	Virgil/Morton	35 pass	8-78 3:07
1st	9:57	TD	Dickey	2 run	3-13 1:00
1st	6:31	TD	Eakin/Morton	42 pass	4-76 0:58
2nd	14:19	FG	Bellanfant	23 FG	8-32 1:42
2nd	10:24	TD	Dickey	1 run	7-46 2:51
2nd	8:35	TD	Gill-Howard	55 INT	-- 1:47
2nd	1:48	FG	Harrington	47 FG	9-16 3:10
2nd	0:12	TD	Virgil/Morton	3 pass	4-60 0:31
3rd	5:06	TD	Jones/Hammon	38 pass	4-57 1:16
4th	6:49	TD	Hammond	13 run	8-75 3:31
VS. OREGON STATE					
QTR	Clock	Player(s)	Play	Pls-Yds	Time
1st	12:00	TD	Eakin/Morton	38 pass	5-50 1:12
1st	6:27	TD	Douglas/Morton	65 pass	5-79 2:00
2nd	10:01	TD	Williams/Morton	30 pass	10-49 2:42
2nd	6:35	TD	Williams	3 run	7-70 2:30
3rd	11:26	TD	Carter/Morton	23 pass	10-84 3:27
3rd	1:07	FG	Bellenfant	21 FG	12-94 5:32
4th	10:43	TD	Dickey	4 run	9-55 4:11
VS. UTAH					
QTR	Clock	Player(s)	Play	Pls-Yds	Time
1st	10:13	TD	Dickey	1 run	7-85 3:01
2nd	0:48	FG	Harrington	58 FG	7-13 1:23
4th	12:33	FG	Harrington	25 FG	12-79 4:30
4th	8:29	TD	Carter/Hammond	24 pass	4-75 1:53
4th	3:41	TD	Dickey	24 run	7-68 3:47
4th	1:53	TD	Virgil/Hammond	21 pass	3-28 0:40
VS. HOUSTON					
QTR	Clock	Player(s)	Play	Pls-Yds	Time
1st	10:31	FG	Harrington	26 FG	13-68 4:25
1st	9:38	FG	Bellenfant	33 FG	4-1 0:47
1st	4:34	FG	Harrington	23 FG	9-43 3:23
1st	0:56	TD	Dickey/Hammond	69 pass	3-75 1:20
2nd	11:11	TD	Williams	5 run	5-25 1:50
2nd	1:53	FG	Harrington	26 FG	10-47 4:12
3rd	7:44	FG	Bellenfant	29 FG	13-73 5:42
4th	11:34	TD	Williams	1 run	7-38 3:22

OPPONENT SCORING DRIVES

VS. ARKANSAS-PINE BLUFF					
QTR	Clock	Player(s)	Play	Pls-Yds	Time
4th	3:20	TD	Stewart/Peters	7 pass	7-85 2:41
VS. KENT STATE					
QTR	Clock	Player(s)	Play	Pls-Yds	Time
4th	12:11	TD	DeShields	10 run	7-83 3:43
4th	10:20	TD	Wolford/DeShields	16 pass	3-31 1:27
VS. OREGON STATE					
QTR	Clock	Player(s)	Play	Pls-Yds	Time
4th	5:05	TD	Caufield/Murphy	6 pass	5-72 3:03
4th	1:53	TD	Boschma/Murphy	26 pass	5-40 1:23
VS. UTAH					
QTR	Clock	Player(s)	Play	Pls-Yds	Time
2nd	0:00	FG	Curtis	32 FG	7-61 0:48
4th	10:22	TD	Parker	5 run	7-75 2:11 VS.
VS. HOUSTON					
QTR	Clock	Player(s)	Play	Pls-Yds	Time
1st	2:16	FG	Sanchez	24 FG	8-69 2:14
2nd	1:27	TD	Thoms/Chriss	64 pass	2-75 0:26

DRIVE ANALYSIS

YARDAGE	TEXAS TECH		OPPONENTS	
	TD	FG	TD	FG
Negative	-	-	-	-
0-9	-	1	-	-
10-19	1	2	-	-
20-29	4	-	-	-
30-39	2	1	1	-
40-49	2	3	1	-
50-59	4	-	-	-
60-69	3	2	-	2
70-79	8	2	3	-
80-89	5	-	2	-
90-99	-	1	-	-
TOTALS	29	12	7	2

GAME-OPENING DRIVES

OPPONENT	TEXAS TECH		OPPONENTS	
	PTS	PLAYS-YDS	PTS	PLAYS-YDS
UAPB	7	4-39	0	5-5
Kent State	7	8-78	0	4--13
Oregon State	7	5-50	0	3--4
at Utah	7	7-85	0	3-7
at Houston	3	13-68	0	1--9
Kansas	--	--	--	--
at Arizona State	--	--	--	--
Oklahoma State	--	--	--	--
at Kansas State	--	--	--	--
BYU	--	--	--	--
UCF	--	--	--	--
at West Virginia	--	--	--	--

2ND HALF-OPENING DRIVES

OPPONENT	TEXAS TECH		OPPONENTS	
	PTS	PLAYS-YDS	PTS	PLAYS-YDS
UAPB	7	5-80	0	3-8
Kent State	0	6-54	0	5-28
Oregon State	7	10-84	0	8-64
at Utah	0	3--13	0	3-2
at Houston	3	13-73	0	4-20
Kansas	--	--	--	--
at Arizona State	--	--	--	--
Oklahoma State	--	--	--	--
at Kansas State	--	--	--	--
BYU	--	--	--	--
UCF	--	--	--	--
at West Virginia	--	--	--	--

3-AND-OUTS

OPPONENT	TEXAS TECH	OPPONENTS
	3-&-Outs/Drives	3-&-Outs/Drives
Ark-Pine Bluff	0/12	4/12
Kent State	1/14	7/15
Oregon State	2/13	4/13
at Utah	3/14	5/15
at Houston	2/14	3/13
Kansas	-/-	-/-
at Arizona State	-/-	-/-
Oklahoma State	-/-	-/-
at Kansas State	-/-	-/-
BYU	-/-	-/-
UCF	-/-	-/-
at West Virginia	-/-	-/-
TOTALS	8/67	23/68

THE LAST TIME...

TEXAS TECH ...

Defeated a Top 25 opponent at home
vs. #22 Texas (2022)
Defeated a Top 10 opponent on the road
at #10 Iowa State (2024)
Defeated a Top 25 opponent on the road
at #16 Utah (2025)
Won a game scoring 14 points or less
at Iowa State, 14-10 (2022)
Scored 70+ points
77, vs. Lamar (2018)
Scored 60+ points
62, vs. Kent State (2025)
Scored 60+ points in consecutive games
67, vs. UAPB (8/30), 62 vs. Kent State (9/6/2025)
Won by 50+ points
60 pt. win, defeated Arkansas-Pine Bluff, 67-7 (2025)
Shutout Opponent
vs. Lamar, 77-0 (2018)
Shutout Opponent in first half / Shutout Big 12 Opp. in 1H
vs. Oregon State (2025) / at #16 Kansas (2023)
Shutout Opponent in second half
vs. Houston (2025)
Was Shutout by an Opponent
vs. Oklahoma State (2021)
Was Shutout by an Opponent in first half
vs. Oklahoma State (2021)
Was Shutout by an Opponent in second half
at #7 Texas (2023)
Ran 100 or plays
103, vs. West Virginia (2022)
Rushed for over 400 yards
453, vs. Louisiana-Lafayette (1997)
Passed for over 700 yards
734, vs. #16 Oklahoma (2016)
Passed for over 600 yards
605, vs. Houston (2018)
Passed for 7+ TDs
8, vs. Kansas (2016)
Passed for 6 TDs
6, vs. Arkansas-Pine Bluff (2025)
Passed for 5+ TDs
6, vs. Arkansas-Pine Bluff (2025)
Had over 700 yards in total offense
704, vs. Houston (2018)
Had over 600 yards in total offense
601, vs. Kent State (2025)
Had over 400 yards in the first half
415, vs. North Texas (2024)
Recorded a safety
vs. Arkansas (2024) - Issac Smith sack (loss of 2 yds)
Scored 2-point conversion
vs. West Virginia (2024) - Jalin Conyers rush
Forced at least 6 turnovers
7, vs. Nebraska (2004)
Forced at least 5 turnovers
5, vs. Ole Miss (2022)
Forced at least 4 turnovers
4, at Utah (2025)
Forced 0 turnovers
0, vs. Colorado (2024)
Returned two Interceptions for touchdowns
vs. Oklahoma State (2000)
Intercepted at least 4 passes
4, vs. Houston (2021)

Had zero TFLs in a game
0, vs. Baylor (2024)
Had zero Punts in a game
0, vs. Arkansas-Pine Bluff (2025)
Blocked two punts in a game
vs. Kent State (2025)

A TEXAS TECH INDIVIDUAL ...

Rushed for over 200 yards
DeAndre Washington, 248 yards, vs. Kansas St. (2015)
Had a run of 70+ yards
Xavier White, 70 yds, at #23 Oklahoma State (2020)
Had a run of 80+ yards
Justin Stockton, 84 yds, at Houston (2017)
Rushed for 5+ TDs
James Gray, 5, vs. Rice (1989)
Rushed for 4+ TDs
Ta'Zawn Henry, 4, vs. Houston (2018)
Two players rushed for 100 yards
Cam'Ron Valdez (111 yards), Tahj Brooks (102 yards), vs. Houston (2023)
A quarterback rushed for 100 yards
Tyler Shough, 101 yards, vs. #13 Oregon (2023)
Three quarterbacks had at least 1 passing Touchdown
Morton, Hammond, Griffis vs. Ark.-Pine Bluff (2025)
Three 100-yard receivers
Eakin (123), Williams (116), Carter (102)
vs. Oregon State (2025)
Six players caught a TD
Giles (2), Coutee (2), Batson (1), Lauderdale (1), Willies (1), Cantrell (1), vs. Kansas (2016)
Passed for 400-499 yards
Behren Morton, 401, at Oklahoma State (2024)
Passed for 500-699 yards
Alan Bowman, 605, vs. Houston (2018)
Passed for 700+ yards
Patrick Mahomes II, 734, vs. #16 Oklahoma (2016)
Passed for 5 TDs
Behren Morton, 5, vs. Abilene Christian (2024)
Passed for 6 TDs
Nic Shimonek, 6, vs. Arizona State (2017)
Passed for 7 TDs
Seth Doege, 7, at #21 TCU (2012)
Passed for 8 TDs
B.J. Symons, 8, vs. Texas A&M (2003)
Wide receiver threw a TD pass
Coy Eakin, 20 yds to JohnCarlos Miller II at Washington State (2024)
Tight End threw a TD pass
Jalin Conyers, 20 yds to Caleb Douglas vs. Baylor (2024)
Had 60-69 pass attempts
Behren Morton, 62, at #7 Oklahoma State (2022)
Had 70+ pass attempts
Patrick Mahomes II, 88, vs. #16 Oklahoma (2016)
Had 50+ pass completions
Patrick Mahomes II, 52, vs. #16 Oklahoma (2016)
Had 10+ receptions
Coy Eakin, 10, at Houston (2025)
Had 15+ receptions
Jace Amaro, 15, vs. #12 Oklahoma State (2013)
Had a reception of 70+ yards
J'Koby Williams, 73 yards, at Utah (2025)
Had a reception of 80+ yards
Dalton Rigdon, 81 yards, at West Virginia (2019)
Had a reception of 90+ yards
Jakeem Grant, 90 yards, vs. #12 Oklahoma State (2015)
Had over 200 yards receiving
Antoine Wesley, 261, vs. Houston (2018)
Had 4 TD receptions
Derek Dorris, 4, at Kansas (2000)
Had 3 TD receptions
Caleb Douglas, 3, vs. Baylor (2024)

Tight end caught 2 TDs
Jalin Conyers, vs. Colorado (11/9/2024)
Had a 100-yard rusher & 100-yard receiver
at Houston (2025)
J'Koby Williams (107 RUSH), Caleb Douglas (114 REC)
Had a 300-yd passer, 100-yd rusher & 100-yd receiver
at Houston (2025)
Behren Morton (345 PASS), J'Koby Williams (107 RUSH)
Caleb Douglas (114 REC)

A TEXAS TECH INDIVIDUAL ...

Recorded a 20+ tackle game
Lawrence Flugence, 23, at #12 Ohio State (2002)
Recorded a 15+ tackle game
Jacob Rodriguez, 17, vs. Colorado (2024)
Recorded 5.0 TFLs
Dorian Pitts, 5, vs. Oklahoma State (2000)
Recorded 4.0 Sacks
Jordyn Brooks, 4.0, vs. #21 Oklahoma State (2019)
Recorded 5 pass breakups
Rayshad Williams, 5, at #7 Oklahoma State (2022)
Forced 2 fumbles, game
Steve Linton, 2, at Baylor (2023)
Returned a fumble for a touchdown
at Oklahoma State (2024), Jacob Rodriguez, 0 yards
Intercepted 3 passes, game
Darcel McBeth, 3, at #19 Kansas (2008)
Intercepted 2 passes, game
Brice Pollock, 2, vs. Oregon State (2025)
Intercepted passes in back-to-back games
Brice Pollock, vs. OSU (1), at Utah (1) (2025)
Intercepted pass by a Defensive Linemen
Skyler Gill-Howard, vs. Kent State (2025)
Returned an Interception for a touchdown
Skyler Gill-Howard, vs. Kent State (2025), 55 yds
Kicked 4 field goals
Jonathan Garibay, 4-for-4, vs. Baylor (2020)
Kicked 50+ FG
Stone Harrington, 58 yds, at Utah (2025)
Kicked 55+ FG
Harrington, 58 yds (2nd longest/program history) , at Utah (2025)
Kicked 60+ FG
Jonathan Garibay, 62 yds (record) vs. Iowa State (2021)
Kicked 80+ punt
Austin McNamara, 87 yards, vs. West Virginia (2020)
Kicked 70-79 punt
Austin McNamara, 70 yards, vs. Oklahoma State (2021)
Returned a kick off for a TD
Drae McCray, 100 yds, vs. Houston (2023)
Returned punt for TD
Eric Morris (86 yds), at Nevada (2008)
Scored Defensive 2-point conversion
Ben Kirkpatrick, 84 yds, vs. #15 Oklahoma (1992)
Blocked a PAT
Trevon McAlpine, at Oklahoma State (2024)
Blocked a FG in a game
Myles Cole, at Iowa State (2022)
Blocked FG return for TD
Eli Howard (block)/Zech McPhearson (return), 90 yds, at #24 Iowa State (2020)
Faked a FG for a TD
Holder Jack Burgess pitch to kicker Reese Burkhardt, 4-yd rush, at TCU (2024)
Blocked a punt
Mikal Harrison-Pilot vs. Arkansas-Pine Bluff (2025)
Returned/Recovered a blocked punt for TD
Loic Fouonji (7 yards) vs. Houston (2023)
Recovered a successful onsides kick
Coy Eakin (kicked by Reese Burkhardt) at Washington State (2024)



NATIONAL RANKINGS

ASSOCIATED PRESS (Week 7, Oct. 5)

Team	Record	Points
1. Ohio State (40)	5-0	1620
2. Miami (21)	5-0	1579
3. Oregon (5)	5-0	1542
4. Ole Miss	5-0	1376
5. Texas A&M	5-0	1361
6. Oklahoma	5-0	1346
7. Indiana	5-0	1213
8. Alabama	4-1	1202
9. Texas Tech	5-0	1135
10. Georgia	4-1	1084
11. LSU	4-1	949
12. Tennessee	4-1	892
13. Georgia Tech	5-0	782
14. Missouri	5-0	775
15. Michigan	4-1	707
16. Notre Dame	3-2	610
17. Illinois	5-1	522
18. BYU	5-0	463
19. Virginia	5-1	452
20. Vanderbilt	5-1	407
21. Arizona State	4-1	214
22. Iowa State	5-1	165
23. Memphis	6-0	153
24. South Florida	4-1	150
25. Florida State	3-2	147

RECEIVING VOTES: Cincinnati 129, Texas 111, Penn St. 97, Utah 84, Nebraska 60, Southern Cal 46, UNLV 19, North Texas 16, TCU 14, Washington 10, Mississippi St. 10, Navy 4, Louisville 3, Auburn 1.

USA TODAY AFCA COACHES POLL (Week 7, Oct. 5)

Team	Record	Points
1. Ohio State (59)	5-0	16138
2. Oregon (3)	5-0	1572
3. Miami (3)	5-0	1531
4. Ole Miss	5-0	1402
5. Texas A&M (1)	5-0	1330
6. Oklahoma	5-0	1283
7. Indiana	5-0	1082
8. Alabama	4-1	1183
9. Georgia	4-1	1128
10. Texas Tech	5-0	1082
11. LSU	4-1	999
12. Tennessee	4-1	889
13. Georgia Tech	5-0	819
14. Missouri	5-0	736
15. Michigan	4-1	653
16. Notre Dame	3-2	491
17. Illinois	5-1	484
18. BYU	5-0	453
19. Texas	3-2	372
20. Vanderbilt	5-1	329
21. Iowa State	5-1	295
22. Penn State	3-2	294
23. Arizona State	4-1	292
24. Virginia	5-1	258
25. Memphis	6-0	162

RECEIVING VOTES: Utah 134, Florida State 93, Cincinnati 70, South Florida 65, North Texas 28, Navy 26, Washington 25, USC 23, UNLV 21, Nebraska 17, TCU 15, Old Dominion 13, Louisville 10, Tulane 8, Duke 7, Auburn 7, Iowa 5, SMU 2.

TEXAS TECH IN THE RANKINGS | WEEK-BY-WEEK

Week	AP	Coaches	CFP
Preseason	23	24	--
Week 2	24	23	--
Week 3	21	20	--
Week 4	17	16	--
Week 5	12	14	--
Week 6	11	14	--
Week 7	9	10	--
Week 8			
Week 9			
Week 10			
Week 11			
Week 12			
Week 13			
Week 14			
Week 15			
Week 16			

AP POLL, THE LAST TIME TEXAS TECH WAS...

Ranked in AP Poll Top 25	Oct. 5, 2025 (No. 9)
Ranked in the AP Poll Top 10	Oct. 5, 2025 (No. 9)

COACHES POLL, THE LAST TIME TEXAS TECH WAS...

Ranked in Coaches' Poll Top 25	Oct. 5, 2025 (No. 10)
Ranked in Coaches' Poll Top 10	Oct. 5, 2025 (No. 10)

MISCELLANEOUS RECORDS:

Highest Ranking (AP):	No. 2 (Nov. 2-16, 2008)
Highest Ranking (Coaches):	No. 2 (Nov. 9-16, 2008)
Highest Final Ranking (AP):	No. 11 (1938, 1973)
Highest Final Ranking (Coaches):	No. 11 (1973)
Consecutive Weeks Ranked (AP):	20 (2004-06)

COLLEGE FOOTBALL PLAYOFF RANKINGS

The selection committee will announce its first of six rankings on November 4. The committee members will convene in person on Mondays and Tuesdays, revealing their rankings each week on ESPN. The final selection committee rankings of the 2025 season will be released on Selection Day, Sunday, December 7. At that time, the committee will also announce the 12-team Playoff bracket pairings and game sites.

DATE	TIME
Tuesday, November 4	8-8:45 p.m. ET
Tuesday, November 11	7-8 p.m. ET
Tuesday, November 18	8:30-9 p.m. ET
Tuesday, November 25	7-8 p.m. ET
Tuesday, December 2	7-7:30 p.m. ET
Sunday, December 7	Noon - 3 p.m. ET

2025-26 CFP SCHEDULE	DATES
First Round (<i>campus sites</i>)	Dec. 19/20
Quarterfinals (<i>Cotton, Orange, Rose, Sugar</i>)	Dec. 31/Jan. 1
Semifinals (<i>Fiesta, Peach</i>)	Jan. 8/9
National Championship (<i>Miami, Fla.</i>)	Jan. 19

BIG 12 CONFERENCE 2024-27 SCHEDULING MATRIX

2024

Date	Opponent	Location
A31	Abilene Christian	Lubbock, TX
S7	at Washington State	Pullman, WA
S14	North Texas	Lubbock, TX
S21	Arizona State*	Lubbock, TX
S28	Cincinnati*	Lubbock, TX
O5	at Arizona*	Tuscon, AZ
O19	Baylor*	Lubbock, TX
O26	at TCU*	Fort Worth, TX
N2	at Iowa State*	Ames, IA
N9	Colorado*	Lubbock, TX
N23	at Oklahoma State*	Stillwater, OK
N30	West Virginia*	Lubbock, TX

* - Big 12 game

2025

Date	Opponent	Location
A30	Arkansas at Pine Bluff	Lubbock, TX
S6	Kent State	Lubbock, TX
S13	Oregon State	Lubbock, TX
S20	at Utah*	Salt Lake City, UT
O4	at Houston*	Houston, TX
O11	Kansas*	Lubbock, TX
O18	at Arizona State*	Tempe, AZ
O25	Oklahoma State*	Lubbock, TX
N1	at Kansas State*	Manhattan, KS
N8	BYU*	Lubbock, TX
N15	UCF*	Lubbock, TX
N29	at West Virginia*	Morgantown, WV

* - Big 12 game

2026

Date	Opponent	Location
S5	Abilene Christian	Lubbock, TX
S12	at Oregon State	Corvallis, OR
S26	Sam Houston	Lubbock, TX
	Arizona*	Lubbock, TX
	Arizona State*	Lubbock, TX
	Houston*	Lubbock, TX
	TCU*	Lubbock, TX
	West Virginia*	Lubbock, TX
	at Baylor*	Waco, TX
	at Cincinnati*	Cincinnati, OH
	at Colorado*	Boulder, CO
	at Oklahoma State*	Stillwater, TX

All future conference dates (2026-27) are TBD

2027

Date	Opponent	Location
S4	Arkansas at Pine Bluff	Lubbock, TX
S11	at North Texas	Denton, TX
S18	N.C. State	Lubbock, TX
	Baylor*	Lubbock, TX
	Iowa State*	Lubbock, TX
	Kansas State*	Lubbock, TX
	Utah*	Lubbock, TX
	at BYU*	Provo, UT
	at Houston*	Houston, TX
	at Kansas*	Lawrence, KS
	at TCU*	Fort Worth, TX
	at UCF*	Orlando, FL

All future conference dates (2026-27) are TBD



BIG 12 CONFERENCE STANDINGS

	CONF	PCT.	OVERALL	STK
#9/10 Texas Tech	2-0	1.000	5-0	W5
#18/18 BYU	2-0	1.000	5-0	W5
#21/23 Arizona State	2-0	1.000	4-1	W3
RV/RV Cincinnati	2-0	1.000	4-1	W4
#22/21 Iowa State	2-1	.667	5-1	L1
Baylor	2-1	.667	4-2	W2
Kansas	2-1	.667	4-2	W1
Arizona	1-1	.500	4-1	W1
Houston	1-1	.500	4-1	L1
RV/RV TCU	1-1	.500	4-1	W1
RV/RV Utah	1-1	.500	4-1	W1
Kansas State	1-2	.333	2-4	L1
UCF	0-2	.000	3-2	L2
Oklahoma State	0-2	.000	1-4	L4
Colorado	0-3	.000	2-4	L2
West Virginia	0-3	.000	2-4	L3

BIG 12 UPCOMING SCHEDULE

SATURDAY, OCTOBER 11

UCF at Cincinnati (FS1)	11 a.m.
Houston at Oklahoma State (TNT/Max)	11 a.m.
TCU at Kansas State (FOX)	2:30 p.m.
Iowa State at Colorado (ESPN)	2:30 p.m.
Kansas at Texas Tech (FOX)	6:30 p.m.
BYU at Arizona (ESPN2)	7 p.m.
Arizona State at Utah (ESPN)	9:15 p.m.

SATURDAY, OCTOBER 18

Arizona at Houston (FS1)	11 a.m.
Baylor at TCU (ESPN2)	11 a.m.
West Virginia at UCF (TruTV/Max)	12 p.m.
Texas Tech at Arizona State (FOX)	3 p.m.
Utah at BYU (FOX)	7 p.m.
Cincinnati at Oklahoma State (ESPN2)	7 p.m.

SATURDAY, OCTOBER 25

Baylor at Cincinnati	TBA
TCU at West Virginia	TBA
Oklahoma State at Texas Tech	TBA
BYU at Iowa State	TBA
Kansas State at Kansas	TBA
Houston at Arizona State	TBA
Colorado at Utah	TBA

SATURDAY, NOVEMBER 1

Arizona State at Iowa State	TBA
West Virginia at Houston	TBA
Oklahoma State at Kansas	TBA
Texas Tech at Kansas State	TBA
UCF at Baylor	TBA
Cincinnati at Utah	TBA
Arizona at Colorado	TBA

2025 OPPONENT SCHEDULES/RESULTS



Arkansas at Pine Bluff
2-3, 1-1 SWAC
Aug. 30 • 6:30 p.m. (ESPN+)
Lubbock, Texas

Date	Opponent	Time/Result
Aug. 30	at Texas Tech	L, 67-7
Sept. 6	at Central Arkansas	L, 41-17
Sept. 13	Lincoln (CA)	W, 34-8
--	OPEN DATE	--
Sept. 27	vs. Alcorn State	W, 24-20
Oct. 4	at Texas Southern	L, 51-7
Oct. 11	Westgate Christian	2 p.m.
Oct. 18	Grambling State	2 p.m.
Oct. 25	at Bethune-Cookman	2 p.m.
Nov. 1	Southern	2 p.m.
Nov. 8	Florida A&M	2 p.m.
Nov. 15	at Prairie View A&M	2 p.m.
Nov. 22	at Alabama State	TBA



UTAH UTES
4-1, 1-1 Big 12
Sept. 20 • 11 a.m. (FOX)
Salt Lake City, UT

Date	Opponent	Time/Result
Aug. 30	at UCLA	W, 43-10
Sept. 6	Cal Poly	W, 63-9
Sept. 13	at Wyoming	W, 31-6
Sept. 20	Texas Tech	L, 34-10
Sept. 27	at West Virginia	W, 48-14
--	OPEN DATE	--
Oct. 11	Arizona State	9:15 p.m.
Oct. 18	at BYU	7 p.m.
Oct. 25	Colorado	TBA
Nov. 1	Cincinnati	TBA
--	OPEN DATE	--
Nov. 15	at Baylor	TBA
Nov. 22	Kansas State	TBA
Nov. 28	at Kansas	11 a.m.



ARIZONA ST SUN DEVILS
4-1, 2-0 Big 12
Oct. 18 • 3 p.m. (FOX)
Tempe, Ariz.

Date	Opponent	Time/Result
Aug. 30	Northern Arizona	W, 38-19
Sept. 6	at Mississippi State	L, 24-20
Sept. 13	Texas State	W, 34-15
Sept. 20	at Baylor	W, 27-24
Sept. 26	TCU	W, 27-24
--	OPEN DATE	--
Oct. 11	at Utah	9:15 p.m.
Oct. 18	Texas Tech	3 p.m.
Oct. 25	Houston	TBA
Nov. 1	at Iowa State	TBA
--	OPEN DATE	--
Nov. 15	West Virginia	TBA
Nov. 22	at Colorado	TBA
Nov. 28	Arizona	TBA



BYU COUGARS
5-0, 2-0 Big 12
Nov. 8 • TBD
Lubbock, Texas

Date	Opponent	Time/Result
Aug. 30	Portland State	W, 69-0
Sept. 6	Stanford	W, 27-3
Sept. 20	at East Carolina	W, 34-13
Sept. 27	at Colorado	W, 24-21
Oct. 3	West Virginia	W, 38-24
--	OPEN DATE	--
Oct. 11	at Arizona	7 p.m.
Oct. 18	Utah	7 p.m.
Oct. 25	at Iowa State	TBA
--	OPEN DATE	--
Nov. 8	at Texas Tech	TBA
Nov. 15	TCU	TBA
Nov. 22	at Cincinnati	TBA
Nov. 29	UCF	TBA



KENT STATE
1-4, 0-1 MAC
Sept. 6 • 11 a.m. (TNT/Max)
Lubbock, Texas

Date	Opponent	Time/Result
Aug. 30	Merrimack College	W, 21-17
Sept. 6	at Texas Tech	L, 62-14
Sept. 13	Buffalo	L, 31-28
Sept. 20	at Florida State	L, 66-10
--	OPEN DATE	--
Oct. 4	at Oklahoma	L, 44-0
Oct. 11	Massachusetts	1:30 p.m.
Oct. 18	at Toledo	TBA
Oct. 25	Bowling Green	TBA
--	OPEN DATE	--
Nov. 5	at Ball State	TBA
Nov. 11	at Akron	7:30 p.m.
Nov. 29	Central Michigan	7 p.m.
Nov. 28	at Northern Illinois	TBA



HOUSTON COUGARS
4-1, 1-1 Big 12
Oct. 4 • 6 p.m. (ESPN)
Houston, Texas

Date	Opponent	Time/Result
Aug. 28	Stephen F. Austin	W, 27-0
Sept. 6	at Rice	W, 35-9
Sept. 12	Colorado	W, 36-20
--	OPEN DATE	--
Sept. 26	at Oregon State	W, 27-24 ^{OT}
Oct. 4	Texas Tech	L, 35-11
Oct. 11	at Oklahoma State	11 a.m.
Oct. 18	Arizona	11 a.m.
Oct. 25	at Arizona State	TBA
Nov. 1	West Virginia	TBA
Nov. 7	at UCF	TBA
--	OPEN DATE	--
Nov. 22	TCU	TBA
Nov. 29	at Baylor	TBA



OKLAHOMA ST COWBOYS
1-4, 0-2 Big 12
Oct. 25 • TBD
Lubbock, Texas

Date	Opponent	Time/Result
Aug. 28	UT Martin	W, 27-7
Sept. 6	at Oregon	L, 69-3
--	OPEN DATE	--
Sept. 19	Tulsa	L, 19-12
Sept. 27	Baylor	L, 45-27
Oct. 4	at Arizona	L, 41-13
Oct. 11	Houston	11 a.m.
Oct. 18	Cincinnati	7 p.m.
Oct. 25	at Texas Tech	TBA
Nov. 1	at Kansas	TBA
--	OPEN DATE	--
Nov. 15	Kansas State	TBA
Nov. 22	at UCF	TBA
Nov. 29	Iowa State	TBA



UCF KNIGHTS
3-2, 0-2 Big 12
Nov. 15 • TBD
Lubbock, Texas

Date	Opponent	Time/Result
Aug. 28	Jacksonville State	W, 17-10
Sept. 6	North Carolina A&T	W, 68-7
--	OPEN DATE	--
Sept. 20	North Carolina	W, 34-9
Sept. 27	at Kansas State	L, 34-20
Oct. 4	Kansas	L, 27-20
Oct. 11	Cincinnati	11 a.m.
Oct. 18	West Virginia	12 p.m.
--	OPEN DATE	--
Nov. 1	at Baylor	TBA
Nov. 7	Houston	TBA
Nov. 15	at Texas Tech	TBA
Nov. 22	Oklahoma State	TBA
Nov. 29	at BYU	TBA



OREGON STATE
0-6, 0-0 PAC 12
Sept. 13 • 2:30 p.m. (FOX)
Lubbock, Texas

Date	Opponent	Time/Result
Aug. 30	Cal	L, 34-15
Sept. 6	Fresno State	L, 36-27
Sept. 13	at Texas Tech	L, 45-14
Sept. 20	at Oregon	L, 41-7
Sept. 26	Houston	L, 27-24 OT
Oct. 4	at App State	L, 27-23
Oct. 11	Wake Forest	2:30 p.m.
Oct. 18	Lafayette	9 p.m.
--	OPEN DATE	--
Nov. 1	Washington State	6:30 p.m.
Nov. 8	Sam Houston	9 p.m.
Nov. 15	at Tulsa	TBA
--	OPEN DATE	--
Nov. 29	at Washington State	5:30 p.m.



KANSAS JAYHAWKS
4-2, 2-1 Big 12
Oct. 11 • 6:30 p.m. (FOX)
Lubbock, Texas

Date	Opponent	Time/Result
Aug. 23	Fresno State	W, 31-7
Aug. 29	Wagner	W, 46-7
Sept. 6	at Missouri	L, 42-31
--	OPEN DATE	--
Sept. 20	West Virginia	W, 41-10
Sept. 27	Cincinnati	L, 37-34
Oct. 4	at UCF	W, 27-20
Oct. 11	at Texas Tech	6:30 p.m.
Oct. 25	Kansas State	TBA
Nov. 1	Oklahoma State	TBA
Nov. 8	at Arizona	TBA
--	OPEN DATE	--
Nov. 22	at Iowa State	TBA
Nov. 28	Utah	11 a.m.



KANSAS STATE WILDCATS
2-4, 1-2 Big 12
Nov. 1 • TBD
Manhattan, Kan.

Date	Opponent	Time/Result
Aug. 23	vs. Iowa State	L, 24-21
Aug. 30	North Dakota	W, 38-35
Sept. 6	Army	L, 24-21
Sept. 12	at Arizona	L, 23-17
--	OPEN DATE	--
Sept. 27	UCF	W, 34-20
Oct. 4	at Baylor	L, 35-34
Oct. 11	TCU	2:30 p.m.
--	OPEN DATE	--
Oct. 25	at Kansas	TBA
Nov. 1	at Texas Tech	TBA
Nov. 15	at Oklahoma State	TBA
Nov. 22	at Utah	TBA
Nov. 29	Colorado	TBA



WEST VIRGINIA
2-4, 0-3 Big 12
Nov. 29 • TBD
Morgantown, W. Va.

Date	Opponent	Time/Result
Aug. 30	Robert Morris	W, 45-3
Sept. 6	at Ohio	L, 17-10
Sept. 13	Pittsburgh	W, 31-24
Sept. 20	at Kansas	L, 41-10
Sept. 27	Utah	L, 48-14
Oct. 3	at BYU	L, 38-24
--	OPEN DATE	--
Oct. 18	at UCF	12 p.m.
Oct. 25	TCU	TBA
Nov. 1	at Houston	TBA
Nov. 8	Colorado	TBA
Nov. 15	at Arizona State	TBA
--	OPEN DATE	--
Nov. 29	Texas Tech	TBA



INDIVIDUAL HONORS



DAVID BAILEY, #31, OLB, SENIOR
Preseason All-Big 12 Football Team
Panini Senior Bowl Top 300
Lombardi Award Watch List
Bednarik Award Watch List
PFF Preseason All-Big 12 Team
Bruce Feldman's College Football Freaks List (No. 43)
Shrine Bowl 1000
Preseason DCTF All-Texas College second team
Preseason Phil Steele All-Big 12 first team
Preseason Athlon All-Big 12 first team
Lott IMPACT Trophy Watch List
DONTAE BALFOUR, #20, DB, SENIOR
Shrine Bowl 1000
UPTON BELLENFANT, #27, K, JUNIOR
Lou Groza Award Watch List
Preseason Athlon All-Big 12 fourth team
AMIER BOYD, #27, DB, JUNIOR
Shrine Bowl 1000
JACK BURGESS, #41, P, SENIOR
Ray Guy Award's Ray's 8, Punter of the Week (Sept. 23)
TERRANCE CARTER #7, JR., TE, JUNIOR
Shrine Bowl 1000
Preseason Athlon All-Big 12 fourth team
DAVION CARTER, #56, OL, SUPER SENIOR
Bruce Feldman's College Football Freaks List (No. 88)
Shrine Bowl 1000
Preseason Phil Steele All-Big 12 second team
Preseason Athlon All-Big 12 third team
CALEB DOUGLAS, #5, WR, SENIOR
Earl Campbell Tyler Rose Award Watch List
Panini Senior Bowl Top 300
Biletnikoff Award Watch List
Shrine Bowl 1000
Preseason DCTF All-Texas College first team
Preseason DCTF Best Wide Receiver in Texas
Preseason Phil Steele Big 12 second team
Preseason Athlon Big 12 second team
COY EAKIN, #3, WR, JUNIOR
Earl Campbell Tyler Rose Award Watch List
Shrine Bowl 1000
Preseason DCTF All-Texas College second team

CHARLES ESTERS III, #11, OLB, SENIOR
Shrine Bowl 1000
SKYLER GILL-HOWARD, #0, DL, SENIOR
Big 12 Defensive Player of the Week (Sept. 8)
Shrine Bowl 1000
Preseason Phil Steele All-Big 12 third team
WILL HAMMOND, #15, QB, RS FRESHMAN
Big 12 Offensive Player of the Week (Sept. 22)
Big 12 Freshman of the Week (Sept. 22)
ROMELLO HEIGHT, #9, OLB, SENIOR
Panini Senior Bowl Top 300
Shrine Bowl 1000
A.J. HOLMES JR., #33, DL, JUNIOR
Shrine Bowl 1000
LEE HUNTER, #2, DL, SENIOR
Preseason All-Big 12 Football Team
Panini Senior Bowl Top 300
Bednarik Award Watch List
PFF Preseason All-Big 12 Team
Bronko Nagurski Trophy Watch List
Outland Trophy Watch List
Shrine Bowl 1000
Preseason DCTF All-Texas College first team
Preseason Phil Steele All-America fourth team
Preseason Phil Steele All-Big 12 first team
Preseason Athlon All-Big 12 first team
WILL JADOS, #76, OL, SENIOR
Shrine Bowl 1000
QUINTEN JOYNER, #0, RB, SOPHOMORE
Doak Walker Award Watch List
Shrine Bowl 1000
Preseason Phil Steele All-Big 12 third team
Preseason Athlon All-Big 12 third team
JOHNCARLOS MILLER II, #9, TE, SENIOR
Shrine Bowl 1000
BEHREN MORTON, #2, QB, SENIOR
Davey O'Brien Great 8: Week 3 Performace (Sept. 15)
Earl Campbell Tyler Rose Award Watch List
Panini Senior Bowl Top 300
Johnny Unitas Golden Arm Award Watch List
Manning Award Watch List
Davey O'Brien Watch List

Wuerffel Trophy Watch List
Maxwell Award Watch List
Shrine Bowl 1000
Allstate AFCA Good Works Team Nominee
BRICE POLLOCK, #14, DB, JUNIOR
Big 12 Defensive Player of the Week (Sept. 15)
Shrine Bowl 1000
Preseason Phil Steele All-Big 12 second team
Preseason Athlon All-Big 12 second team
BEN ROBERTS, #13, LB, JUNIOR
Shrine Bowl 1000
JACOB RODRIGUEZ, #10, LB, SENIOR
Jason Witten Collegiate Man of the Year Semifinalist (Sept. 30)
William V. Campbell Trophy Semifinalist (Sept. 24)
Lott IMPACT Trophy Player of the Week (Sept. 24)
Walter Camp National Defensive Player of the Week (Sept. 23)
Senior Bowl National Defensive Player of the Week (Sept. 23)
Big 12 Defensive Player of the Week (Sept. 22)
Big 12 Preseason Defensive Player of the Year
Preseason All-Big 12 Football Team
Lombardi Award Watch List
Bednarik Award Watch List
Butkus Award Watch List
Bronko Nagurski Trophy Watch List
Shrine Bowl 1000
Preseason DCTF All-Texas College first team
Preseason Phil Steele All-America second team
Preseason Phil Steele All-Big 12 first team
Preseason Athlon All-America fourth team
Preseason Athlon All-Big 12 first team
HOWARD SAMPSON, #79, OL, JUNIOR
Bruce Feldman's College Football Freaks List (No. 80)
Shrine Bowl 1000
Preseason DCTF All-Texas College first team
Preseason Phil Steele All-Big 12 first team
Preseason Athlon All-Big 12 second team
REGGIE VIRGIL, #1, WR, SENIOR
Panini Senior Bowl Top 300
Biletnikoff Award Watch List
Shrine Bowl 1000
Preseason Phil Steele All-Big 12 third team
Preseason Athlon All-Big 12 third team
J'KOBY WILLIAMS, #20, RB, SOPHOMORE
Preseason Phil Steele All-Big 12 fourth team
Preseason Athlon All-Big 12 third team
SHERIDAN WILSON, #76, OL, JUNIOR
Rlmington Trophy Watch List
Shrine Bowl 1000
COLE WISNIEWSKI, #5, DB, SENIOR
Comeback Player of the Year Award Watch List
Shrine Bowl 1000
Preseason DCTF All-Texas College second team
Preseason Phil Steele All-Big 12 second team
Preseason Athlon All-Big 12 second team
HUNTER ZAMBRANO, #57, OL, SENIOR
Shrine Bowl 1000
Preseason DCTF All-Texas College second team

MEDIA INFORMATION
COVERING THE TEXAS TECH RED RAIDERS

6 MONDAY MEDIA LUNCHEON 11:30 a.m. JOEY MCGUIRE PRESS CONFERENCE (+OC/DC) 12:30 p.m.	7 TUESDAY KENNY PERRY/PLAYERS MEDIA AVAILABILITY 12:00 p.m.	8 WEDNESDAY NO AVAILABILITY	9 THURSDAY NO AVAILABILITY	10 FRIDAY NO AVAILABILITY	11 SATURDAY KANSAS AT TEXAS TECH 6:30 p.m. CT Jones AT&T Stadium	12 SUNDAY NO AVAILABILITY
--	---	---	--	---	---	---



MATT DOWDY
Assistant A.D.
806-928-5190
matthew.dowdy@ttu.edu



MATT BURKHOLDER
Director
559-862-3771
matt.burkholder@ttu.edu



CHRIS DUARTE
Associate Director
954-937-3254
chris.duarte@ttu.edu

TEXAS TECH ATHLETICS COMMUNICATIONS
East Stadium Building, Jones AT&T Stadium (Third Floor)
Office: (806) 742-2770 • Fax: (806) 742-1970
2508 6th Street • Lubbock, TX 79409
www.TexasTech.com/Media



TEXAS TECH SPORTS NETWORK

The Texas Tech Sports Network from Learfield Sports will carry all the exciting action of Red Raider Football beginning with the season opener versus Arkansas-Pine Bluff and all the way through the bowl season. Brian Jensen (play-by-play) and John Harris (color analyst) return to the broadcast booth and will be joined on the sidelines by Chris Level (sidelines).

Fans outside the coverage area will once again be able to listen to Red Raider games live on the Internet through TexasTech+. By logging onto www.TexasTech.com, live play-by-play of Texas Tech Football is just a click away. The games also are carried on Sirius/XM Satellite Radio (channel varies).

All games will also be available on the Varsity Network App, available for download in your iTunes or Android store.

CREDENTIAL REQUESTS

Please direct all credential requests to the online credential portal located at www.sportssystems.com/TexasTech. Confirmation of your request will be made upon review by Matt Dowdy. Credentials are limited to members of the working media who are assigned to cover Texas Tech Football. Credentials must be requested online by 5 p.m. Tuesday each week. All requests will be held for pickup until 5 p.m. Friday at the Athletics Communications office (third floor of Whitacre Athletic Center, East Stadium Building). Credentials not picked up by 5 p.m. Friday will be available at Media Will Call located on the northwest side of Jones AT&T Stadium.

WEEKLY MEDIA LUNCHEON

During the season, Texas Tech head coach Joey McGuire will host a weekly media luncheon inside the South End Zone, on the field club level. The event will be held each Monday during the regular season, excluding the bye week. McGuire will be joined each week by defensive coordinator Shiel Wood and offensive coordinator Mack Leftwich. Lunch will be served at 11:30 a.m. each Monday followed by a 12:30 p.m. press conference.

WEEKLY AVAILABILITY SCHEDULE

In addition to the Monday press conference, select student-athletes will be available prior to practices each Tuesday inside the Sports Performance Center. Associate Coach Kenny Perry will speak first each Tuesday, followed by select players. All specific student-athlete requests should be submitted by 10 a.m. Monday each week during the season.

INTERVIEW REQUESTS

Please direct all interview requests for head coach Joey McGuire to Matt Dowdy; members of the Texas Tech coaching staff and student-athletes to Matt Dowdy or Matt Burkholder. Contacting student-athletes or coaches directly through text message or social media is strictly prohibited and could result in loss of credentials.

USE OF TEXAS TECH PHOTOGRAPHY

The use of Texas Tech photos is prohibited without prior approval from the athletics communications office. Texas Tech does not grant permission for use of its photos for social media content purposes. Texas Tech will provide courtesy headshots and action shots upon requests for editorial purposes.

VIDEO HIGHLIGHTS/NEWS CONFERENCE

Video from news conferences and games will be available to the media via YouTube. Broadcast quality video footage (game highlights, post-practice interviews, post-game interviews, etc) are available by request through the athletics communications office.

PHOTO REQUESTS

Please submit your requests to Chris Duarte.

COLLEGEPRESSBOX.COM

Collegepressbox is the official media website for Division I football. Access and download game notes, quotes, statistics, media guides, headshots, logos and more for all FBS schools, conferences, postseason games, awards and the College Football Playoff. For access, please register for an account at collegepressbox.com/register.

LIVE STREAMING

Live video streaming of any Texas Tech Athletics event, including news conferences, on ANY social media platform is strictly prohibited without prior approval from the athletics communications office.

USE OF AUDIO/VIDEO

Any media entity collecting any sort of "video or audio materials" (film, traditional video or audio, digital video or audio, photos, etc.) from Texas Tech University Athletics game events or press conference/media events may use that material only for traditional television newscasts, web-based or print coverage, or other electronic transmission as approved by the University in writing, with a limitation of up to three (3) minutes in length from any single event. Such media entity may not offer any live video, audio or other coverage of the event without the advance, written permission of Texas Tech University Athletics. This policy includes all games, matches and events involving any of Texas Tech's athletic programs. It includes all media events -- press conferences, pre/post-practice interviews and pre/post-game interviews. An exception would be a one-on one interview arranged through the Texas Tech Athletics Communications office with a Texas Tech, coach, athlete or administrator.

2025 RED RAIDER FOOTBALL AFFILIATES

CITY	STATION	FREQUENCY
Abilene/Haskell	KVRP-FM	97.1
Amarillo	KVWE-FM	102.9
Andrews	KACT-FM	105.5
Artesia, N.M.	KSVP-AM	990
Artesia, N.M.	KSVP-FM	93.7
Big Spring	KBST-FM	95.7
Big Spring	KBST-FM	103.9
Big Spring	KBST-AM	1490
Brownwood	KQBZ-FM	96.9
Dumas	KDDD-FM	95.3
Hereford	KPAN-FM	106.3
Hereford	KPAN-AM	860
Hobbs, N.M.	KEJL-AM	1110
Hobbs, N.M.	KEJL-FM	100.5
Lampasas	KCYL-AM	1450
Llano	KITY-FM	102.9
Lubbock	KJTV-FM	100.7
Lubbock	KJTV-AM	950
Lubbock	KTTU-FM	97.3
Lubbock	KXTQ-FM	106.5
Odessa-Midland	KNFM-FM	92.3
San Angelo	KNRX-FM	96.5
Seminole	KSEM-FM	106.3
Tyler	KTBB-FM	97.5
Waco	KWBT-HD2	94.5

SATELLITE RADIO

Sirius XM Radio	Ch. 83 (home call)
XM App	Ch. 83
Varsity App	Search "Texas Tech"

collegepressbox
SINCE 2005 EVERYTHING BUT THE PREGAME MEAL

