

TEXAS TECH FOOTBALL



2025 SCHEDULE/RESULTS

Overall: 6-0 | Big 12: 3-0 | H: 4-0 | A: 2-0 | N: 0-0

AUGUST • (1-0)

30 ARKANSAS-PINE BLUFF W, 67-7 ESPN+

SEPTEMBER • (3-0)

6 KENT STATE W, 62-14 TNT & Max

13 OREGON STATE W, 45-14 FOX

20 at #16/18 Utah* W, 34-10 FOX

OCTOBER • (2-0)

4 at Houston* W, 35-11 ESPN

11 KANSAS* W, 42-17 FOX

18 at Arizona State* 3 p.m. FOX

25 OKLAHOMA STATE* 3 p.m. TBD

NOVEMBER • (0-0)

1 at Kansas State* TBD TBD

8 BYU* TBD TBD

15 UCF* TBD TBD

29 at West Virginia* TBD TBD

All Times Central

TV: FOX

- Play-by-Play: Connor Onion
- Analyst: Mark Helfrich
- Producer: Joe Williams



RADIO: TEXAS TECH SPORTS NETWORK

- Play-by-Play: Brian Jensen
- Analyst: John Harris
- Sideline Reporter: Chris Level
- SiriusXM (radio): Channel 119 or 198
- SiriusXM (app): Channel 952
- Mobile App: Varsity Network (Texas Tech)
- National Radio: None



SOCIAL MEDIA: #WreckEm

- X: @TexasTechFB
- YouTube: TexasTechAthletics
- Instagram: @TexasTech_FB
- Facebook: TexasTechFootball
- Online: TexasTech.com

TEXAS TECH COACHING STAFF SIDELINE

- **Joey McGuire**, Head Coach (Fourth Season)
- **Mack Leftwich**, Offensive Coordinator/QBs (First Season)
- **Shiel Wood**, Defensive Coordinator/ILB (First Season)
- **Kenny Perry**, Assoc. H.C./Special Teams (Fourth Season)
- **C.J. Ah You**, Outside Linebackers (Fourth Season)
- **Zarnell Fitch**, Defensive Line (Fourth Season)
- **Rob Greene**, Safeties (First Season)
- **Justin Johnson**, Passing Coord./WRs (Third Season)
- **Darcel McBath**, Cornerbacks (Second Season)
- **Clay McGuire**, Offensive Line (Second Season)

PRESSBOX

- **Josh Cochran**, Run Game Coord./TEs (Fourth Season)
- **Garret McGuire**, Running Backs (First Season)

GAME

7

at

ARIZONA STATE

Oct. 18, 2025

Mountain America Stadium (53,599) ■ Tempe, Ariz. ■ 1 p.m. MST / 3 p.m. CDT ■ FOX ■ Texas Tech Sports Network



#7 TEXAS TECH

RED RAIDERS

6-0, 3-0 Big 12



ARIZONA STATE

SUN DEVILS

4-2, 2-1 Big 12

Rankings	AP: 7 AFCA: 8
Last Game	Def. Kansas, 42-17
Streak	Won 6
Head Coach	Joey McGuire
Alma Mater	UT Arlington '95
Career Record	29-16 (4th Season)
Record at Texas Tech	Same
Record vs. Arizona State	1-0

Rankings	AP: NR AFCA: RV
Last Game	Lost at Utah, 42-10
Streak	Lost 1
Head Coach	Kenny Dillingham
Alma Mater	Arizona State '13
Career Record	18-14 (3rd Season)
Record at Arizona State	Same
Record vs. Texas Tech	0-1

TALE OF THE TAPE




47.5 (2/1)	Points/Game	(84/13) 26.0
12.2 (4/1)	Points Allowed/Game	(70/11) 24.7
232.8 (14/3)	Rush Yards/Game	(29/5) 202.0
325.3 (3/2)	Pass Yards/Game	(99/14) 193.8
558.2 (1/1)	Total Offense/Game	(64/11) 395.8
256.8 (9/1)	Total Defense/Game	(48/7) 336.2

(FBS Ranking/Big 12 Ranking)



SATURDAY STORYLINES



TECH UNDEFEATED HEADING TO TEMPE

Texas Tech will take its undefeated 6-0 record into another marquee Big 12 matchup this Saturday as the No. 7 Red Raiders travel to face Arizona State in Tempe. The Red Raiders are one of 11 undefeated teams remaining in college football and are the lone FBS school that has not trailed in a game, heading into their sixth all-time meeting with the Sun Devils. Tech is coming off a 42-17 victory over Kansas, improving to 3-0 in Big 12 play. It marked the sixth win by 24 or more points this season as the Red Raiders lead the FBS in points differential (35.3).

COMPLIMENTARY FOOTBALL THE KEY

For a school whose identity has revolved around its offense for the past two decades, Texas Tech is quickly changing that narrative this season with the play of its defense. The Red Raiders head to Tempe as one of only two teams in the country to rank in the top 10 for scoring defense (4th) and total defense (9th) as well as scoring offense (2nd) and total offense (1st), joining fellow unbeaten Indiana. That balanced script has pushed the Red Raiders to their first 6-0 start to a season since 2013 and their second 3-0 start to Big 12 play in as many years.

THE NATION'S BEST DEFENSIVE LINE

Coming into the season, Texas Tech knew it had the potential to have one of the nation's top defensive fronts. Through the first half of the season, the Red Raiders have proved it as Texas Tech ranks tied for fifth in the FBS with 21.0 sacks this season, thanks to a deep front seven that is the highest-graded pass rushing unit in the country according to Pro Football Focus. David Bailey shares the FBS lead with 8.5 sacks of his own, including 3.0 this past weekend against Kansas for a Texas Tech defense that set the single-school record with nine as a team.

SERIES HISTORY



ARIZONA STATE (3-2)

Home: 2-0; Away: 0-2; Neutral: 1-0; OT: 0-0.
Big 12: 1-0 (Home: 1-0; Away: 0-0).
Jones AT&T Stadium: 2 (2-0).
XXXX Stadium: 2 (0-2).
Games decided by 3 points or less: 0 (0-0).
Games decided by 8 points or less: 2 (2-0).
Most Points-TTU-: 55 (68-55 loss on Sept. 10, 2016).
Most Points-ASU: 68 (68-55 loss on Sept. 10, 2016).
Fewest Points-TTU: 13 (31-13 loss on Sept. 6, 1999).
Fewest Points-ASU: 22 (30-22 win on Sept. 21, 2024).
Largest Win: 14 (37-23 win on Dec. 30, 2013).
Largest Loss: 18 (31-13 loss on Sept. 6, 1999).
Win Streak: 2 (Sept. 16, 2017-present).
Loss Streak: 1 (twice).
Most Attended: 65,091 on Sept. 6, 1999, in Tempe.

SERIES HISTORY

Date	Loc.	W/L	TTU	ASU	Att.
Sept. 6, 1999	A	L	13	31	65,091
Dec. 30, 2013	N	W	37	23	52,930
Sept. 10, 2016	A	L	55	68	45,411
Sept. 16, 2017	H	W	52	45	58,547
*Sept. 21, 2024	H	W	30	22	58,795

* Big 12 Conference game

SERIES NOTEBOOK

INSIDE THE SERIES

- Texas Tech and Arizona State will meet for the sixth time in history Saturday and for the second time as Big 12 members. The Red Raiders will enter the matchup with a 3-2 advantage all-time in the series after winning each of the last two meetings, including a 30-22 victory last season in Lubbock. Each of the last two meetings has taken place inside Jones AT&T Stadium, with the Red Raiders also winning a 52-45 shootout early in the 2017 season.
 - The 2017 victory split a non-conference home-and-home series between the two schools as the Sun Devils previously topped the Red Raiders, 68-55, in Tempe a year earlier. Texas Tech quarterbacks threw for at least 500 yards in both of those games, with Patrick Mahomes II torching Arizona State for 540 yards and five touchdowns in 2016, followed by Nic Shimonek and his 543 passing yards and six touchdowns in 2017.
 - The two schools first met to kick off the 1999 season, the final year for the Red Raiders under legendary head coach Spike Dykes. The Sun Devils limited Texas Tech to only 246 yards of total offense in a 31-13 loss as the Red Raiders were unable to follow a Shaud Williams touchdown on their opening drive with much offense the rest of the night.
 - Texas Tech and Arizona State did not meet again after that 1999 encounter until the 2013 Holiday Bowl, where the Red Raiders knocked off the 16th-ranked Sun Devils, 37-23, in San Diego. Davis Webb threw for 403 yards and four touchdowns in the victory, which improved the Red Raiders to an 8-5 finish under first-year head coach Kliff Kingsbury.
- TEXAS TECH-ARIZONA STATE CONNECTIONS**
- Texas Tech junior kicker Ian Hershey was on the opposite side of last season's 30-22 victory by the Red Raiders. Hershey was Arizona State's primary field goal kicker a year ago, as he connected on a successful 34-yard attempt to put the Sun Devils on the board for the first time early in the second quarter. The Red Raiders did get to one of Hershey's extra points as E'Maurion Banks got his hands up to record a key block late in the third quarter, which kept Texas Tech's lead at 24-16 with 3:39 remaining in the frame.
 - The trip to Arizona State will be a return home for junior cornerback Amier Boyd, who hails from Phoenix and attended

Mountain Pointe High School. Boyd is the lone Arizona native on the Red Raider roster as he arrived at Texas Tech following three seasons at UTEP. Boyd has played in five of six games thus far, totaling nine tackles to go along with an interception, which came in the season opener versus Arkansas-Pine Bluff.

- Texas Tech offensive line coach Clay McGuire will be more than familiar with Arizona State defensive coordinator Brian Ward, as well as linebackers coach and defensive run game coordinator A.J. Cooper, as the trio were on the same staff together at Washington State in 2022. Prior to that, McGuire was on the same USC staff as Arizona State cornerbacks coach Bryan Carrington, who was an offensive quality control analyst with the Trojans in 2021. That was McGuire's lone season on the USC staff as offensive line coach.
- Texas Tech outside linebackers coach C.J. Ah You began his coaching career at Oklahoma, his alma mater, from 2014-15 as a defensive quality control coach. The Sooners' defensive staff that second season featured current Arizona State defensive line coach Diron Reynolds, who served in a similar capacity at Oklahoma in 2015 before departing for Stanford.

CAREER NOTABLES VERSUS ARIZONA STATE

- Texas Tech returns 33 players from last season who took part in its victory over Arizona State, including 13 who made a start on either side of the ball. That list includes quarterback Behren Morton, wide receivers Caleb Douglas and Coy Eakin, as well as linebackers Jacob Rodriguez and Ben Roberts.
- Each of Texas Tech's top eight tacklers from last season's victory return this season as Roberts led the team with 11 stops, followed by Rodriguez with 9, Chapman Lewis with seven, and then A.J. McCarty, Amier Washington, Maurion Horn, John Curry, and Brenden Jordan, all with four each. Rodriguez had one of Texas Tech's two tackles for loss in the win, while McCarty and Washington combined for the other via a sack.
- Offensively, Morton threw for 201 yards and two touchdowns in the win, completing 24-of-44 passes overall. He found John Carlos Miller II for Texas Tech's first touchdown of the afternoon on a 5-yard strike to cap the opening drive. It was the lone catch of the afternoon for Miller. Douglas also had five catches for 63 yards, while Eakin was on the receiving end of three passes for 29 yards.

STATISTICAL MATCHUP: TEXAS TECH vs. ARIZONA STATE

CATEGORY	TECH	FBS	BIG 12	ASU	FBS	BIG 12
Scoring Offense	47.5	2nd	1st	26.0	84th	13th
Total Offense	558.2	1st	1st	395.8	64th	11th
Rushing Offense	232.8	14th	3rd	202.0	29th	5th
Passing Offense	325.3	3rd	2nd	193.8	99th	14th
Scoring Defense	12.2	6th	1st	24.7	70th	11th
Total Defense	256.8	9th	1st	336.2	48th	7th
Rushing Defense	62.5	1st	1st	111.2	30th	3rd
Passing Defense	194.3	41st	6th	225.0	74th	10th
3rd Down Conversion Percentage	.518	14th	3rd	.326	120th	15th
3rd Down Conversion Percentage Defense	.281	10th	1st	.351	49th	9th
4th Down Conversion Percentage	.600	55th	10th	.650	37th	7th
4th Down Conversion Percentage Defense	.438	35th	4th	.611	97th	10th
Red Zone Defense	.727	19th	2nd	.810	47th	8th
Red Zone Offense	.917	35th	6th	.808	90th	13th
QB Sacks Per Game	3.50	5th	1st	3.17	10th	2nd
Tackles for Loss Per Game	6.83	22nd	4th	7.2	19th	2nd
Time of Possession	29:14	85th	9th	34:17	5th	1st
Net Punting	42.06	28th	6th	34.89	125th	16th
Punt Returns	9.85	61st	5th	15.50	14th	2nd
Kickoff Returns	20.00	76th	12th	15.78	118th	14th
Fewest Penalty Yards Per Game	76.50	126th	16th	60.83	91st	12th
Turnover Margin	1.00	8th	1st	0.83	20th	3rd





THE LAST MATCHUP
TEXAS TECH 30, ARIZONA STATE 22

Date: Sept. 21, 2024
Location: Lubbock, Texas | Attendance: 58,795

LUBBOCK, Texas (AP) - Behren Morton passed for two touchdowns and 201 yards and Tahj Brooks rushed for 117 yards against a defense that had allowed an average of just 65.3 per game as Texas Tech beat Arizona State 30-22 in the Sun Devils' Big 12 Conference debut.

Tech (3-1, 1-0) got field goals of 39 and 30 yards from Gino Garcia and 40 yards from Reese Burkhardt.

Morton's TD passes were 5 yards to JohnCarlos Miller II and 20 yards to Josh Kelly on Tech's first two possessions. The other touchdown for Texas Tech (3-1, 1-0) came when tight end Jalin Conyers scored a 3-yard direct-snap rushing touchdown against his former team.

Conyers, a Texas native who played at ASU the three previous seasons, scored on the opening drive of the second half to double the Red Raiders' lead to 24-10.

Cam Skattebo ran for two 3-yard touchdowns, the second with 1:39 to play, and Sam Leavitt scored from 1 yard out for Arizona State (3-1, 0-1). Ian Hershey kicked a 34-yard ASU field goal. Skattebo came into the game ranked seventh in FBS averaging 124.3 rushing yards and was held to 60 on 18 carries but had 117 yards receiving, 113 after contact, on six catches.

Brooks went in averaging 131.0 a game but didn't qualify for the rushing leaders because he missed one of Tech's previous three games with an arm injury. The fifth-year senior moved into fifth place in school career rushing with 3,431 yards.

RUSHING: Arizona St.-Skattebo,Cam 18-60; Leavitt,Sam 9-25; Brown,Kyson 3-9. Texas Tech-Brooks,Tahj 27-117; Dickey,Cameron 3-24; Williams,J'Koby 2-7; Conyers,Jalin 1-3; TEAM 3-minus 3; Morton,Behren 3-minus 15.

PASSING: Arizona St.-Leavitt,Sam 22-38-1-282. Texas Tech-Morton,Behren 24-44-0-201.

RECEIVING: Arizona St.-Skattebo,Cam 6-117; Guillory,Xavier 6-74; Brown,Kyson 3-23; Metayer,Chamon 3-22; Tyson,Jordyn 2-33; Stovall,Melquan 2-13. Texas Tech-Kelly,Josh 10-89; Douglas,Caleb 5-63; Eakin,Coy 3-29; Brooks,Tahj 2-3; Tharp,-Mason 1-12; Miller II,Johnc 1-5; McCray,Drae 1-0; Hudson,Micah 1-0.

TEAM STATISTICS	ASU	TECH
FIRST DOWNS	22	24
RUSHES-YARDS (NET)	30-94	39-133
PASSING YDS (NET)	282	201
Passes Att-Comp-Int	22-38-1	24-44-0
TOTAL OFFENSE PLAYS-YARDS	68-376	83-334
Fumble Returns-Yards	0-0	0-0
Punt Returns-Yards	0-0	2-12
Kickoff Returns-Yards	2-26	2-39
Interception Returns-Yards	0-0	1-0
Punts (Number-Avg)	3-43.3	5-42.0
Fumbles-Lost	0-0	0-0
Penalties-Yards	8-69	9-94
Possession Time	25:49	34:11
Third-Down Conversions	5 of 14	8 of 19
Fourth-Down Conversions	0 of 3	0 of 0
Red-Zone Scores-Chances	4-5	4-4
Sacks By: Number-Yards	2-19	1-3

SCORING SUMMARY

QTR	Time	Team	Scoring Play	Drive / Time
1st	11:22	TTU	JohnCarlos Miller II 5 yd pass from Behren Morton	10-65 / 3:38
	07:42	TTU	Josh Kelly 20 yd pass from Behren Morton (Reese Burkhardt kick)	6-38 / 2:11
2nd	13:10	ASU	Ian Hershey 34 yd field goal	8-31 / 2:40
	01:33	ASU	Sam Leavitt 1 yd run (Ian Hershey kick)	9-79 / 4:01
	00:08	TTU	Gino Garcia 30 yd field goal	8-64 / 1:16
3rd	08:14	TTU	Jalin Conyers 3 yd run (Gino Garcia kick)	12-68 / 5:55
	03:39	ASU	Cam Skattebo 3 yd run (Ian Hershey kick failed)	3-80 / 1:09
4th	13:36	TTU	Reese Burkhardt 40 yd field goal	12-43 / 5:03
	06:54	TTU	Gino Garcia 39 yd field goal	11-43 / 5:45
	01:39	ASU	Cam Skattebo 3 yd run (2pt failed)	10-67 / 2:13

SERIES SUPERLATIVES

300-YARD PASSING GAMES

Name	Date	C-A	Yards	TDs
Nic Shimonek	Sept. 16, 2017	37-50	543	6
Patrick Mahomes II	Sept. 10, 2016	38-53	540	5
Davis Webb	Dec. 30, 2013	28-41	403	4

100-YARD RUSHING GAMES

Name	Date	Att.	Yards	TDs
Tahj Brooks	Sept. 21, 2024	27	117	0

100-YARD RECEIVING GAMES

Name	Date	Rec.	Yards	TDs
Keke Coutee	Sept. 16, 2017	12	186	1
Dylan Cantrell	Sept. 16, 2017	8	160	2
Cameron Batson	Sept. 10, 2016	9	148	1
Jace Amaro	Dec. 30, 2013	8	112	0

ADDITIONAL SUPERLATIVES

Completions	38, Patrick Mahomes II (2016)
Passing Attempts	53, Patrick Mahomes II (2016)
Touchdown Passes:	6, Nic Shimonek (2017)
Rushing Attempts:	27, Tahj Brooks (2024)
Rushing Touchdowns:	1, Ricky Williams (1999)
	1, Patrick Mahomes II (2016)
	1, Justin Stockton (2016)
	1, Demarcus Felton (2016)
	1, Dylan Cantrell (2016)
Receptions:	12, Keke Coutee (2017)
Receiving Touchdowns:	2, Jakeem Grant (2013)
	2, Dylan Cantrell (2017)
Total Touchdowns:	3, Dylan Cantrell (2017)
Total Tackles	14, Kevin Curtis (1999)
	14, Will Smith (2013)
Field Goals	2, Gino Garcia (2024)
Longest Field Goal	40, Reese Burkhardt (2024)

TEAM SUPERLATIVES

Total Offense	615 (2017)
Passing Yards	543 (2017)
Rushing Yards	154 (1999)
Yards Allowed	652 (2016)

ON THIS DATE IN HISTORY

#7 TEXAS TECH 43, TEXAS A&M 25

Date: Oct. 18, 2008

Location: College Station, Texas | Kyle Field

Attendance: 86,012

Oct.
18

COLLEGE STATION, Texas (AP) - Texas Tech coach Mike Leach wasn't worried when the Red Raiders trailed at the half for the first time this season against Texas A&M.

There was no fiery tirade in the locker room, no panic-button revamping of the entire game plan. Leach simply told his team to stay as calm as he was, and that's all it took.

Graham Harrell threw for three touchdowns and ran for two more and No. 7 Texas Tech beat Texas A&M 43-25 on Saturday, giving the Red Raiders their best start in 32 years.

Harrell completed 44 of 56 passes for 450 yards as the Red Raiders moved to 7-0 - 3-0 in the Big 12 - after beating A&M for the seventh time in eight meetings.

Texas Tech was down 23-20 at the break, after committing two turnovers and eight penalties and giving up 274 yards in the first half. Tech scored on four of six possessions after halftime and held A&M to 32 yards and five first downs.

"Just relax," Leach said he told his players. "Don't get frustrated. We don't want to have any bad body language out there. Expect good things to happen, and they will. You knew it couldn't be as bad as the first half."

Michael Crabtree caught two touchdowns and Baron Batch rushed for 87 yards and another score for the Red Raiders, who now begin the defining stretch of the season. Their next four opponents are all ranked in this week's Top 25: Kansas, Texas, Oklahoma State and Oklahoma.

Jerrold Johnson completed 26 of 39 passes for 283 yards for the Aggies (2-5, 0-3 Big 12), who've dropped four of five home games.

Randy Bullock kicked three field goals for A&M, including an early 49-yarder that put them up 3-0. Crabtree then ran back his first career kickoff return 50 yards to the Texas A&M 42. He caught a 25-yard touchdown pass from Harrell six plays later.

TEXAS TECH ALL-TIME ON OCT. 18

Year	Opponent	Result
2014	Kansas	W, 34-21
2008	at Texas A&M	W, 43-25
2003	at No. 23 Oklahoma State	L, 49-51
1997	at No. 2 Nebraska	L, 0-29
1986	at Rice	W, 49-21
1980	at Rice	W, 10-3
1975	at No. 13 Arizona	L, 28-32
1969	Mississippi State	L, 26-30
1958	Baylor	L, 7-26
1952	Baylor	L, 10-21
1947	Baylor	L, 6-32
1941	Centenary	W, 25-0
1940	BYU	W, 21-20

RED RAIDER NOTEBOOK

TECH ENTERS THE TOP 10 OF BOTH POLLS

■ Texas Tech moved up again in the latest college football rankings this week as the Red Raiders are now No. 7 in the Associated Press poll and No. 8 in a vote of AFCA coaches compiled by USA Today. This is the highest the Red Raiders have appeared in either poll since Nov. 23, 2008, when Texas Tech dropped to No. 7 in the AP rankings after losing its first game of the season at Oklahoma the previous day.

■ This is the 33rd time Texas Tech has appeared in the top 10 of the Associated Press poll in its history. The Red Raiders have only reached the top five in the AP poll twice previously, which came over three-straight weeks of Texas Tech's 1976 season under Steve Sloan and then again during its memorable 2008 campaign under Mike Leach.

■ The Red Raiders have been ranked inside the top 25 of both major polls every week thus far this season. Texas Tech entered the 2025 season ranked inside the top 25 of both major polls for the first time since 2008, as the Red Raiders were No. 23 in the Associated Press poll and No. 24 in the AFCA coaches poll. Texas Tech was previously ranked No. 24 in the 2023 AFCA preseason poll before falling out after a season-opening loss at Wyoming.

■ It was the first time the Red Raiders had appeared in the Associated Press poll since Sept. 23, 2018, when Texas Tech was No. 24 nationally after starting its season 3-1 overall with wins over Lamar, Houston, and at No. 15 Oklahoma State, and the lone loss coming in the opener to Ole Miss.

TEXAS TECH SEASONS RANKED IN THE AP TOP 10

Year	Head Coach	Dates	Range
1965	JT King	Nov. 15-29	No. 9-10
1967	JT King	Oct. 2	No. 10
1974	Jim Carlen	Sept. 30-Oct. 7	No. 9-10
1976	Steve Sloan	Oct. 12-Nov. 30	No. 5-10
1977	Steve Sloan	Preseason-Sept. 19	No. 7-8
2008	Mike Leach	Sept. 21-Dec. 7	No. 2-10
2013	Kliff Kingsbury	Oct. 20	No. 10
2025	Joey McGuire	Oct. 5-present	No. 9

RED RAIDERS LOOKING FOR 7-0 START

■ The Red Raiders will look to extend their undefeated start to their season this weekend with a win to move to 7-0 on the season. A victory over the Sun Devils would mark the fifth time in program history that Texas Tech has started its season with a 7-0 record and the third time since joining the Big 12 Conference in 1996.

■ This is the seventh time in school history the Red Raiders have opened with a 6-0 record or better, and the first time since 2013 when Texas Tech rolled off seven consecutive wins to open the Kliff Kingsbury era.

■ In the four previous seasons with a 7-0 start, the Red Raiders have gone on to win at least 10 games in all but one of them, which was that 2013 season as Texas Tech proceeded to drop its next five games. The Red Raiders ended the other three seasons ranked no lower than No. 13 in the final AP poll.

BEST STARTS TO A SEASON IN TEXAS TECH HISTORY

Year	Head Coach	Start	Final Record
2008	Mike Leach	10-0	11-2
1938	Pete Cawthon	10-0*	10-1
1976	Steve Sloan	8-0	10-2
2013	Kliff Kingsbury	7-0	8-5
2025	Joey McGuire	6-0	--
2005	Mike Leach	6-0	9-3
1998	Spike Dykes	6-0	7-5

* won all 10 regular-season game.

RED RAIDERS ATOP BIG 12 STANDINGS

■ Texas Tech will be searching for only its fourth 4-0 start to conference play Saturday when the Red Raiders travel to Arizona State. Texas Tech previously began its Big 12 slate with four-consecutive victories in both 2008 and 2013, finishing with at least eight wins in each of those two seasons. The Red Raiders also had a 5-0 start in the Southwest Conference in 1976, eventually ending that year with a share of the league title and a 10-2 overall record.

■ Texas Tech secured its second 3-0 start to Big 12 play in as many years this past Saturday with its 42-17 victory over Kansas. It marked the sixth time since joining the Big 12 in 1996 that the Red Raiders opened league play with three consecutive victories. Dating back to joining the Southwest Conference in 1960, this is the eighth time the conference slate has been started with a 3-0 record, having done so in 1976 and 1983 and then five times in the Big 12 era in 1998, 2005, 2008, 2013, and 2024.

TEXAS TECH ALL-TIME 3-0 STARTS TO CONFERENCE PLAY

Year	Conf. Start	Wins	Final Record
2008	6-0	KSU, NEB, A&M, KU, UT, OSU	11-2
1976	5-0	A&M, Rice, UT, TCU, SMU	10-2
2013	4-0	TCU, KU, ISU, WVU	8-5
2025	3-0	Utah, HOU, KU	--
2024	3-0	ASU, Cinci, UA	8-5
2005	3-0	KU, NEB, KSU	9-3
1998	3-0	ISU, BU, OSU	7-5
1983	3-0	BU, A&M, Rice	3-7-1

SEARCHING FOR ANOTHER ROAD WIN

■ Texas Tech returns to the road this week for its third Big 12 game away from home this season, all over a four-game stretch. The Red Raiders are already 2-0 in road games this season after delivering a 34-10 victory at previously-No. 16 Utah and then a 35-11 win at Houston, giving both schools what is still their only losses this season.

■ Dating back to joining the Southwest Conference in 1960, Texas Tech has opened conference play with a 2-0 record as a result of road wins only once previously, which came during its memorable 1976 season. The Red Raiders shared the Southwest Conference title that season with a 7-1 league record, finishing 10-2 overall under Steve Sloan.

■ With a win over Arizona State, the Red Raiders will have a 3-0 road record in Big 12 play for the first time since 2008 and only the fourth time since joining the Southwest Conference in 1960. Texas Tech was a perfect 4-0 in SWC road games during the 1972 and 1976 seasons and was 3-0 away from home against league foes in 1970.

■ A victory over the Sun Devils would also mark Texas Tech's fifth-consecutive win in Big 12 road games dating back to the end of the 2024 season. The Red Raiders, who closed last season with November road wins at No. 10 Iowa State and Oklahoma State, are in the midst of their longest conference road winning streak (no neutral sites) since Texas Tech closed the 1996 campaign with three-consecutive Big 12 road wins over Kansas, Texas A&M and Oklahoma before beginning league play a year later with a victory at Baylor.

■ Dating back to its entry into the Southwest Conference in 1960, Texas Tech has enjoyed a five-game conference road winning streak only once previously, which came over the 1976-77 seasons. The Red Raiders were a perfect 4-0 in SWC road games in 1976 and then opened the 1977 campaign with by topping Baylor in Waco.

THE NATION'S TOP TRANSFER CLASS

Texas Tech landed On3's top transfer portal class following the 2024 season as Joey McGuire and his staff signed 21 transfers to add to an already-talented list of returners. The class, which also ranked in the top five nationally by ESPN, The Athletic and 247Sports, delivered 10 players who were ranked among the top-100 portal entrees by one of the four publications.

TEXAS TECH PORTAL CLASS RANKINGS

Name, Pos.	ESPN	The Athletic	247Sports	On3
David Bailey, OLB	9	3	12	10
Howard Sampson, OL	18	18	14	26
Lee Hunter, DL	19	20	62	33
Romello Height, OLB	32	53	27	50
Hunter Zambrano, OL	46	90	39	46
Reggie Virgil, WR	49	49	--	104
Brice Pollock, CB	85	79	--	97
Terrance Carter Jr., TE	86	36	--	117
Cole Wisniewski, S	--	95	--	--
Quinten Joyner, RB	--	--	145	93
Will Jados, OL	--	--	53	--



TEXAS TECH DOMINANT DURING 6-0 START

- The Red Raiders have been dominant in their six victories so far this season, winning all six games by at least 24 points while outscoring opponents, 285-73, overall. Texas Tech currently leads the country in average point differential as the Red Raiders are outscoring opponents to the tune of a 35.3 margin this season.
- Texas Tech is one of only 11 unbeaten teams in the country following tonight's win. Of that group, Texas Tech is the only school in the country to win each of its games by at least 20 points. In fact, the Red Raiders, who have not trailed in a single game this season, are the only school in the country with six or more wins by that margin.
- Texas Tech has won each of its three Big 12 games by at least 24 points, marking the first time a conference school has done so since Baylor in 2015. It is the sixth time in league history a Big 12 program has opened conference play with three-consecutive wins by 24 points or more. The Red Raiders are the first Big 12 program to boast an average point differential of at least 35.3 and be 6-0 since Baylor in 2015.
- Among teams currently ranked in the top 10 of the latest Associated Press poll, the No. 7 Red Raiders either double or nearly double the average point differential of four of the six teams ranked ahead of Texas Tech entering this weekend.

FBS LEADERS FOR POINT DIFFERENTIAL PER GAME

School	GP	Pts	Opp. Pts	Avg.
1. Texas Tech	6	285	73	35.3
2. Indiana	6	269	68	33.5
3. Ohio State	6	221	41	30.0
4. Oregon	6	253	91	27.0
5. Missouri	6	250	100	25.0

TEXAS TECH COMPARED TO REST OF THE AP TOP 10

School	Record	Pts	Opp. Pts	Avg.
1. Ohio State	6-0	221	41	30.0
2. Miami	5-0	175	68	17.8
3. Indiana	6-0	269	68	33.5
4. Texas A&M	6-0	208	122	14.3
5. Ole Miss	6-0	227	115	18.6
6. Alabama	5-1	209	104	17.5
7. Texas Tech	6-0	285	73	35.3
8. Oregon	5-1	253	91	27.0
9. Georgia	5-1	193	102	15.2
10. LSU	5-1	155	71	14.0

FROM A HISTORICAL PERSPECTIVE...

- When the point differential is dropped to only 20 points, this is the first time since the 1953-54 seasons the Red Raiders have won six-straight games by at least that margin. Texas Tech closed the 1953 season with five-straight wins by 20 or more points and then opened the 1954 campaign with a 41-9 victory at Texas A&M and a 33-7 win over West Texas State. The Red Raiders set the Texas Tech single-season record with nine of their 11 victories in 1953 coming by 20 or more points.
- This is the eighth time in school history the Red Raiders have won six or more games in a season by 20 points and the first time since 2009. Texas Tech has won seven games by that margin only three times in history, which came in 1953 (9), 1932 (8) and 2009 (7).
- Through the front half of the season, Texas Tech's average margin of victory would rank as its highest in school history. That record dates back to 1953, when Texas Tech outscored opponents to the tune of 29.6 points per game. Since joining the Southwest Conference in 1960, Texas Tech's highest average point differential is its 20.6 margin from 2005.

TEXAS TECH RECORD FOR AVERAGE POINT DIFFERENTIAL

Year	GP	Pts	Opp. Pts	Avg.
1. 2025	6	285	73	35.3
2. 1953	11	463	167	29.6
3. 1932	12	382	35	28.9
4. 1938	10	287	55	23.2
5. 1954	10	367	157	21.0
6. 2005	12	473	226	20.6
7. 1941	10	226	36	19.0
8. 2008	13	569	362	15.9
9. 2007	13	569	337	15.0
10. 2009	13	481	292	14.5
11. 1973	11	314	168	13.3

ALL WE KNOW

- Texas Tech is the only FBS team in the country to have not trailed in a game so far this season. Even more impressive, the Red Raiders are one of four FBS teams in the last 30 years to start a season winning their first six games by 20+ points while holding each opponent to under 20 points. Texas Tech joins Michigan (2023), Stanford (2011) and Wisconsin (2011), all of which eventually won at least 11 games in those respective seasons.

THE NEXT OPPONENT



Opponent	Oklahoma State
Date	Oct. 25, 2025
Location	Jones AT&T Stadium
Time / TV Network	3 p.m. / ESPN2 or ESPNU
Series Record	Tied 24-24-3

NOTES

- This will be the 52nd all-time meeting between Texas Tech and Oklahoma State in a series that is tied 24-24-3 overall after the Red Raiders handed the Cowboys a 56-48 loss a year ago in Stillwater. Texas Tech is 13-8-2 all-time at home against the Cowboys with Oklahoma State's last visit coming in 2021.
- The Red Raiders are 12-16 all-time against the Cowboys during the Big 12 era despite winning seven of the first nine meetings after the league formed prior to the 1996 season. Oklahoma State returned the favor, winning 12 of the last 15 meetings with Texas Tech's two wins during that stretch coming in a 41-17 road win in 2018, a 45-35 victory at home a year later and then last season's victory.
- The Red Raiders snapped a nine-game losing streak to Oklahoma State in their 2018 visit to Stillwater following a 41-17 victory in 2018. It marked the first time Texas Tech had topped Oklahoma State away from home since the 2001 season. Texas Tech is only 3-10 in Stillwater during the Big 12 era with its lone other win coming via a 27-3 victory in 1997.
- The victory over Oklahoma State in 2019 marked Texas Tech's first at home against the Cowboys since the 2008 season as the Red Raiders created five takeaways and totaled seven sacks, their most in a game at the time since 2009.
- Texas Tech and Oklahoma State have produced several high-scoring shootouts in recent years as the two schools have combined for at least 70 points in 10 of the past 12 meetings. The two schools have combined for 50 or more points in 13 of the past 14 meetings and in 21 of the past 25 contests overall.

SERIES HISTORY SINCE 2000

Date	Loc.	W/L	TTU	OSU	Att.
*Nov. 11, 2000	H	W	58	0	44,710
*Nov. 10, 2001	A	W	49	30	32,332
*Nov. 9, 2002	H	W	49	24	44,545
*Oct. 18, 2003	A	L	49	51	48,500
*Nov. 27, 2004	H	W	31	15	51,717
*Nov. 12, 2005	A	L	17	24	40,035
*Nov. 18, 2006	H	W	30	24	45,457
*Sept. 22, 2007	A	L	45	49	37,850
*Nov. 8, 2008	H	W	56	20	55,663
*Nov. 14, 2009	A	L	17	24	52,811
*Oct. 16, 2010	H	L	17	34	60,454
*Nov. 12, 2011	H	L	6	66	57,205
*Nov. 17, 2012	A	L	21	59	55,341
*Nov. 2, 2013	H	L	34	52	61,836
*Sept. 25, 2014	A	L	35	45	55,958
*Oct. 31, 2015	H	L	53	70	54,872
*Nov. 12, 2016	A	L	44	45	54,288
*Sept. 30, 2017	H	L	34	41	60,901
*Sept. 22, 2018	A	W	41	17	53,166
*Oct. 5, 2019	H	W	45	35	56,479
*Nov. 28, 2020	A	L	44	50	14,645
*Nov. 20, 2021	H	L	0	23	53,169
*Oct. 8, 2022	A	L	31	41	55,509
*Nov. 23, 2024	A	W	56	48	52,202

UNIFORM TRACKER

Over the past decade, Texas Tech has been among the most innovative teams in the country related to team uniforms. Here's a look at Texas Tech's record in various uniform combinations since the start of the 2000 season.

Helmet-Jersey-Pants	2025	Record
Black-Red-Black	1-0	31-7
White-White-White	1-0	14-10
Black-Black-Black	--	36-22
Black-White-Black	1-0	25-25
Black-Black-White	--	8-5
Black-Red-Red	--	19-2
Black-White-White	--	15-18
Black-White-Red	--	4-6
Red-White-Red	--	2-4
Black-Red-White	1-0	7-1
White-Black-White	--	2-2
Red-White-Black	--	1-3
Gray-White-Gray	--	1-3
Red-Red-Red	--	1-2
White-Red-Red	1-0	2-2
White-White-Red	--	0-2
Red-White-White	--	1-1
Black-Gray-Black	--	1-0
Black-Black-Gray	--	1-0
Gray-Gray-Gray	--	1-0
Black-Black-Red	--	0-1
White-White-Black	--	3-0
White-Red-White	--	1-0
Red-Red-White	--	1-0
Red-Red-Black	--	0-1
Red-Black-White	--	0-1
Red-Black-Black	--	1-0
Black-White-Gray	--	0-1

SPECIALTY UNIFORMS

100-Year Uniform by adidas (2025)	1-0
Throwbacks (2014-23)	5-9
adidas Gladiator Strategy (2024)	0-1
Wounded Warrior (2010)	1-0
Wounded Warrior (2011)	0-1
Lone Star Pride (2012)	0-1
Lone Survivor (2013)	0-1
Lone Star Pride (2013)	0-1
White Ombre' (2014)	0-1
Lone Star Pride (2014)	0-1
Black Ombre' (2014)	0-1

2025 UNIFORM TRACKER

Opponent	Combo	Result
Arkansas at Pine Bluff	White-Red-Red	W, 67-7
Kent State	Black-Red-Black	W, 62-14
Oregon State	Black-Red-White	W, 45-14
at Utah	White-White-White	W, 34-10
at Houston	Black-White-Black	W, 35-11
Kansas	100-Year Uniform	W, 42-17
at Arizona State		
Oklahoma State		
at Kansas State		
BYU		
UCF		
at West Virginia		

REMINDER ABOUT SCHEDULE COMPARISONS

- The only real criticism the Red Raiders have received so far this year is regarding their non-conference schedule. As a reminder, two other current top-15 teams in No. 8 Oregon and No. 14 Oklahoma, faced two of Texas Tech's non-conference opponents in recent weeks, with both winning by a smaller margin of victory. Oregon topped its in-state rival Oregon State, 41-7, on Sept. 20 in Eugene, one weekend after the Red Raiders downed the Beavers, 45-14, at home. Oklahoma, meanwhile, shut out a Kent State program, 44-0, that was blown out by the Red Raiders, 62-14, in week two.
- Texas Tech's three opponents thus far in Big 12 play are a combined 6-1 in conference games not involving the Red Raiders and 14-2 overall.

RED RAIDERS DELIVER RANKED WIN AT UTAH

- Texas Tech landed its third road win over a ranked opponent in as many seasons at previously No. 16 Utah, topping the Utes, 34-10, in the Big 12 opener. It marked Texas Tech's largest win over a top-25 team since the Red Raiders downed No. 15 Oklahoma State, 41-17, to open conference play on the road in 2018 under then head coach Kliff Kingsbury.
- The Red Raiders are now 5-7 against ranked opponents under Joey McGuire as Texas Tech toppled No. 25 Houston and No. 19 Texas during his inaugural season in 2022 and then No. 16 Kansas on the road in 2023 and No. 10 Iowa State last season. McGuire's five wins thus far are tied with Spike Dykes for the most all-time for a Texas Tech head coach in his first four seasons.

THE HOTTEST TICKET IN TOWN

- Texas Tech sold out of season tickets for the third-consecutive season in early May as Red Raider fans purchased more than 33,000 season passes for the 2025 campaign. This total does not include seats reserved for Texas Tech's student body, either. Texas Tech also sold out its entire premium seating inventory in all areas of Jones AT&T Stadium, which includes more than 100 luxury suites and 1,600 club seats.
- Texas Tech has added more than 14,000 season tickets since Joey McGuire's hiring in November 2021. Texas Tech previously sold 28,000 season tickets for McGuire's debut season in 2022, which, like this year's total, ranks among the top-10 highest season ticket counts in program history.
- Texas Tech has played in front of a sold-out crowd in each of its first four home games of the season as 60,229 fans were on hand for the Arkansas-Pine Bluff, Kent State, Oregon State and Kansas wins. The Red Raiders are already scheduled for two other advanced sellouts this season as tickets are also already sold out for the Oct. 25 home date versus Oklahoma State and the Nov. 8 contest against BYU, making the regular-season finale against UCF the only game still available.
- At its current pace, Texas Tech is on course to easily snap the school's single-season average attendance record of 58,934 fans that was set over six games in 2014.

TEXAS TECH GAME-BY-GAME ATTENDANCE

Date	Opponent	Attendance
Aug. 30	Arkansas-Pine Bluff	60,229*
Sept. 6	Kent State	60,229*
Sept. 13	Oregon State	60,229*
Oct. 4	Kansas^	60,229*
Oct. 25	Oklahoma State^	--
Nov. 8	BYU^	--
Nov. 15	UCF	--
* designates sellouts		
^ designates games that are already sold out		

HOME SWEET HOME

- This is the 14th time in program history and the third time in a four-year span that Tech has hosted seven games in a season, continuing its recent trend of prioritizing home games. The Red Raiders are slated to host seven home games in two of the next three seasons, with 2027 being the lone exception.
- The Red Raiders have protected Jones AT&T Stadium to the tune of a 19-5 record under Joey McGuire, which includes an 8-1 mark in non-conference play. Texas Tech is tied for the highest home winning percentage among Big 12 members since McGuire was hired in 2022.

BEST BIG 12 HOME WINNING PERCENTAGES SINCE 2022

School	W-L	Pct.
1. Texas Tech	19-5	.792
Kansas State	19-5	.792
3. TCU	17-5	.773
4. BYU	16-5	.762
5. Utah	16-6	.727

RED RAIDERS IN ONE-POSSESSION GAMES

- Texas Tech has ranked among the most successful teams in the country for one-possession games since hiring Joey McGuire in 2022. In fact, the Red Raiders are 13-4 in one-possession games under McGuire, a drastic improvement for a program that was only a combined 13-20 in the seven seasons prior to his arrival. Texas Tech was 4-0 in one-possession games during McGuire's debut season in 2022 before finishing 3-3 in 2023 and 6-1 a year ago. Texas Tech's last one-possession game was a 56-48 victory late last season at Oklahoma State, as the Red Raiders have won all six games this season by at least 20 points.
- Among teams nationally with at least eight one-possession games since 2022, Texas Tech leads the Big 12 and ranks fifth with a .765 winning percentage. Among teams nationally, the Red Raiders only trail Coastal Carolina (10-1), Michigan (11-2), Tennessee (9-2) and Tulane (12-3) for winning percentage. The next-closest Big 12 program to the Red Raiders in terms of winning percentage is West Virginia, which is 10-5 overall since 2022.
- Texas Tech is an impressive 8-1 at home in one-possession games under McGuire, with the lone loss coming early in the 2023 season to No. 13 Oregon. The Red Raiders are 5-3 on the road, including three wins this past season at Arizona, Iowa State and Oklahoma State. Texas Tech also won a one-possession game at Iowa State in 2022 and at Kansas in 2023.

FBS LEADERS IN ONE-POSSESSION WINNING % SINCE 2022

School	TOTAL GMS	W-L (%)
1. Coastal Carolina	11	10-1 (.909)
2. Michigan	13	11-2 (.846)
3. Tennessee	11	9-2 (.818)
4. Tulane	16	13-3 (.813)
5. Texas Tech	17	13-4 (.765)
6. Washington	19	14-5 (.737)
7. Ohio	14	11-4 (.733)
8. Georgia/Charlotte	11	8-3 (.727)

BIG 12 ONE-POSSESSION WINNING % LEADERS SINCE 2022

School	TOTAL GMS	W-L (%)
1. Texas Tech	17	13-4 (.765)
2. West Virginia	15	10-5 (.667)
3. Houston	17	11-6 (.647)
BYU	17	11-6 (.625)
5. Arizona State	19	11-8 (.579)
6. TCU	18	10-8 (.556)





THE BIG 12 LEADER IN BOWL APPEARANCES

- Texas Tech secured its 43rd bowl appearance in its history and fifth in as many years with the win over Kansas, which leads all active Big 12 Conference teams. Texas Tech ranks tied for 20th nationally in all-time bowl appearances as the Red Raiders have one more than fellow Big 12 member BYU and two more than West Virginia.
- Texas Tech is currently in the midst of its longest bowl streak since its 2000-10 stretch, primarily under Mike Leach. That 11-year run represents the only time in program history that Texas Tech has made the postseason in five consecutive seasons. This is the third time in program history the Red Raiders have reached a bowl game in four-straight years, as Texas Tech also did so from 1993-96 under Spike Dykes.
- Joey McGuire is the first head coach in program history to lead the Red Raiders to a bowl appearance in each of his first four seasons. Texas Tech is 2-1 in bowl games under McGuire after topping Ole Miss in the 2022 TaxAct Texas Bowl and Cal in the 2023 Independence Bowl, while falling this past season to Arkansas in the AutoZone Liberty Bowl.

BIG 12 LEADERS IN ALL-TIME BOWL APPEARANCES

School	Appearances
1. Texas Tech	42
2. BYU	41
3. West Virginia	40
4. TCU	37
5. Oklahoma State	34
Arizona State	34
7. Colorado	31
8. Houston	30

HARRELL TO THE RING OF HONOR

- Texas Tech will induct its 12th member to the prestigious Ring of Honor on Oct. 28 when Graham Harrell's name is unveiled on the West Stadium Building at Jones AT&T Stadium at halftime of the Oklahoma State game. Harrell's name will forever be honored alongside Donny Anderson (2012), E.J. Holub (2012), Dave Parks (2012), Gabe Rivera (2014), Zach Thomas (2016), Michael Crabtree (2021), Patrick Mahomes II (2022), Thomas Howard, Andre Tillman and Wes Welker (2024).
- Harrell was previously selected this past January to the 2025 class of the NFF College Football HOF as he will be inducted Dec. 9. He will become the seventh Red Raider in program history to be inducted into the CFB Hall of Fame.

A FAMILY AFFAIR

- There are several family ties on this year's Texas Tech roster, with two sets of brothers as well as the father-son dynamic on the coaching staff with Joey McGuire and running backs coach Garret McGuire. The two sets of brothers come from different sides of the ball in sophomore running back Quinten Joyner and true freshman safety Quintaelyn Joyner, as well as junior wide receiver Price Morgan and redshirt freshman safety Peyton Morgan.
- Texas Tech also had two brothers face each other to close non-conference play with sophomore wide receiver Kelby Valsin going head-to-head with Jimmy Valsin III, a senior wide receiver at Oregon State.

100-YEAR UNIFORMS MAKE DEBUT

- Texas Tech celebrated 100 seasons of Texas Tech Football as part of its Homecoming festivities on Oct. 11 against Kansas. The victory featured a special uniform from adidas for the Kansas game, which incorporates different aspects of Texas Tech history.
- Texas Tech - known then as the Matadors - kicked off its first season of football in 1925 with an impressive 6-1-2 debut under head coach E.Y. Freeland. Since then, Texas Tech has recorded 605 wins under 17 different head coaches.
- Texas Tech's anniversary uniform took different pieces from its history and applied them. Those pieces include the 1925 "Tech" word mark from the first Texas Tech uniform, the first "double T" in 1926, the traction stripes on the shoulder is taken from 1930, considered a cutting-edge uniform at the time, the numbers on the front stem from 1935, which was the first-year that numbers were added to the front of Texas Tech's jerseys, the stripes down the side of the pant are inspired from the Masked Rider and horse's breast collar from the mid-1960's while the stars on the helmet come from 1969 when stars were added to player's helmets when earned.

HOMETOWN PRIDE

- Texas Tech will continue to recognize the hometowns of every student-athlete on its roster this season with a special decal on the back of each gameday helmet. The decal will feature a throwback Masked Rider logo with the area code associated with each student-athlete's hometown as part of an initiative started in 2022 by head coach Joey McGuire.

THE BRAND NUMBER



Here at Texas Tech, there is only one available jersey number that is protected: No. 3. The jersey represents the player or players who best represent the core tenets of "The Brand," which represents Texas Tech's daily quest to be the "toughest, hard-working, most competitive team in the country."

The Red Raiders have two players wearing the jersey this season in returning linebacker Bryce Ramirez and wide receiver Coy Eakin. Ramirez was awarded the jersey prior to the 2023 season in recognition of his determination and leadership in response to a catastrophic leg injury suffered the year before at N.C. State.

Eakin, meanwhile, is coming off his best season as a Red Raider as he caught 49 passes for 652 yards and a team-leading seven touchdowns as only a sophomore this past season. He has 85 catches now for his Red Raider career, totaling 1,068 yards and nine touchdowns in 27 games. Eakin finished as Texas Tech's third-leading receiver this past season, trailing only departed senior Josh Kelly and returning senior Caleb Douglas. Eakin will move to Kelly's previous spot in Texas Tech's inside receiver position beginning this spring under new offensive coordinator Mack Leftwich.

In addition to representing the standards of "The Brand," the No. 3 jersey is designated to honor the life of the late Luke Siegel, who passed in August 2021 after inspiring countless others across the nation with his fighting spirit in the wake of a golf-cart accident. The No. 3 represented Siegel's favorite number.

DEGREES EARNED

The Red Raiders will enter the 2025 season with 21 student-athletes who are current college graduates, including 12 who earned their degree from Texas Tech University.

Name	Degree
Roy Alexander	Sociology*
David Bailey	Science, Technology, and Society*
Davion Carter	Interdisciplinary Studies
Chief Collins	Management
Luke Dillingham	Criminology
Gage Elder	University Studies
Charles Esters III	Management
Mitch Griffis	Elementary Education*
Romello Height	American Popular Culture*
Lee Hunter	General Studies*
Will Jados	Information Technology*
Jurrien Loftin	Economics
Trent Low	Finance
A.J. McCarty	University Studies
Behren Morton	University Studies
Bryce Ramirez	Information Technology
Jacob Rodriguez	General Studies
Vinny Sciury	Communication Studies*
Haydon Wiginton	Sport Management
Cole Wisniewski	Business Administration*
Hunter Zambrano	Interdisciplinary Studies*

* indicates degree earned prior to arrival at Texas Tech

JOEY MCGUIRE FILE

Hometown	Crowley, Texas
Education	Texas-Arlington '95 (Kinesiology)
Wife	Debbie
Children	Daughter: Raegan; Son: Garret

COACHING HISTORY

Year	Position
2022-present	Texas Tech Head Coach
2020-21	Baylor Assoc. Head Coach (Outside Linebackers)
2019	Baylor Associate Head Coach (Defensive Ends)
2017-18	Baylor Assistant Coach (Tight Ends)
2003-16	Cedar Hill High School Head Coach
1997-02	Cedar Hill High School Assistant Coach
1995-96	Crowley High School Assistant Coach

BOWL GAMES (6)

2024	AutoZone Liberty Bowl
2023	Radiance Technologies Independence Bowl
2022	TaxAct Texas Bowl
2021	Allstate Sugar Bowl*
2019	Allstate Sugar Bowl
2018	Academy Sports + Outdoors Texas Bowl

* bowl came after he already accepted the Texas Tech position.

RECORD vs. OPPONENTS

Opponent	Overall	Home	Away	Neutral
Abilene Christian	1-0	1-0	0-0	0-0
Arizona	1-0	0-0	1-0	0-0
Arizona State	1-0	1-0	0-0	0-0
Arkansas	0-0	0-0	0-0	0-1
Arkansas-Pine Bluff	1-0	1-0	0-0	0-0
Baylor	1-2	0-2	1-0	0-0
BYU	0-1	0-0	0-1	0-0
California	1-0	0-0	0-0	1-0
Cincinnati	1-0	1-0	0-0	0-0
Colorado	0-1	0-1	0-0	0-0
Houston	3-0	2-0	1-0	0-0
Iowa State	2-0	0-0	2-0	0-0
Kansas	3-0	2-0	1-0	0-0
Kansas State	0-2	0-1	0-1	0-0
Kent State	1-0	1-0	0-0	0-0
Murray State	1-0	1-0	0-0	0-0
N.C. State	0-1	0-0	0-1	0-0
North Texas	1-0	1-0	0-0	0-0
Oklahoma	1-0	1-0	0-0	0-0
Oklahoma State	1-1	0-0	1-1	0-0
Ole Miss	1-0	0-0	0-0	1-0
Oregon	0-1	0-1	0-0	0-0
Oregon State	1-0	1-0	0-0	0-0
Tarleton State	1-0	1-0	0-0	0-0
TCU	1-2	1-0	0-2	0-0
Texas	1-1	1-0	0-1	0-0
UCF	1-0	1-0	0-0	0-0
Utah	1-0	0-0	1-0	0-0
Washington State	0-1	0-0	0-1	0-0
West Virginia	2-1	2-0	0-1	0-0
Wyoming	0-1	0-0	0-1	0-0

RECORD vs. CONFERENCES

Conference	Overall	Home	Away	Neutral
American	2-0	2-0	0-0	0-0
ACC	0-1	0-0	0-1	0-0
Big Ten	0-0	0-0	0-0	0-0
Big 12	19-11	11-4	8-7	0-0
Conference USA	0-0	0-0	0-0	0-0
FBS Independents	0-0	0-0	0-0	0-0
Mid-American	1-0	1-0	0-0	0-0
Mountain West	0-1	0-0	0-1	0-0
Pac-12	2-2	1-1	0-1	1-0
SEC	1-1	0-0	0-0	1-1
Sun Belt	0-0	0-0	0-0	0-0
FCS Opponents	4-0	4-0	0-0	0-0



HEAD COACH JOEY MCGUIRE

THE HALL OF FAMER

- There likely isn't a power conference football program in the state of Texas with better ties to its high school coaches than at Texas Tech as McGuire hired six members of his charter coaching staff who have ties to the Texas High School Coaches Association (THSCA). McGuire, himself, is already a legend at the prep level as a member of the THSCA Hall of Honor and the Texas High School Football Hall of Fame.
- McGuire, owner of three state titles as head coach of Cedar Hill High School in the Dallas-Fort Worth metroplex, was inducted into the THSCA Hall of Honor (THSCA) in 2020 and then the Texas High School Football Hall of Fame in 2022 in the months after accepting the Texas Tech position. McGuire is still an avid speaker at the annual THSCA Convention and regularly hosts clinics for high school coaches each year.

NOT THE ONLY COACH IN THE FAMILY

- Texas Tech will have a second member of the McGuire family on its sidelines this season with Garret McGuire joining the staff as running backs coach. The younger McGuire previously played under his father at quarterback at Cedar Hill High School before enjoying four years as a backup quarterback at Baylor. He joined the coaching profession immediately after, serving as an offensive assistant with the NFL's Carolina Panthers (2021-22) and then as the wide receivers coach for Nebraska the past two seasons (2023-24).
- Garret isn't the only McGuire building an impressive career, either, as Raegan McGuire is a fashion designer for AMUR in New York City. Her designs have been worn by several high-profile figures, including Natalie Biden, the granddaughter of President Joe Biden, as well as Taylor Swift during her spring 2023 Eras Tour.

AN NFL FRONT OFFICE

- Under McGuire, Texas Tech's personnel department resembles an NFL front office, a first-in-its-kind approach in the world of college football. Texas Tech's personnel department is overseen by James Blanchard, who began the rise of the general manager role in college football soon after joining McGuire in Lubbock as his first hire after accepting the Texas Tech position.
- Few, if any, general managers across college football have the autonomy Blanchard enjoys under McGuire. Blanchard and his staff are responsible for identifying every prospect Texas Tech ultimately offers a scholarship opportunity, allowing McGuire and his coaching staff to prioritize player development and opponent scouting, especially during the season.
- The setup has helped Texas Tech land several of the nation's top recruits, especially in the lucrative footprint of the state of Texas. The Red Raiders began McGuire's tenure with a 2023 class that ranked as high as No. 23 by Rivals, its highest recruiting record in more than a decade. Texas Tech followed with another highly-rated class in 2024, which led the Big 12 and again ranked as high as No. 23 overall nationally.
- For McGuire, the Red Raiders have consistently prioritized recruiting the top high school talent in Texas, leaning into his staff's ties to the high school coaches throughout the state. Texas Tech has complemented that approach with several additions via the transfer portal where McGuire and his staff have delivered successful results via the likes of All-Big 12 selections like linebacker Jacob Rodriguez, wide receiver Josh Kelly, tight end Jalin Conyers and defensive back C.J. Baskerville, among others. Texas Tech landed On3's top transfer portal class this offseason as McGuire and his staff landed 21 newcomers to an already talented roster.



THE BRAND

The core tenant under McGuire revolves around The Brand, which stands for his desire that the Red Raiders be the "toughest, hardest-working, most-competitive team in the country." On his final interview for the Texas Tech position, McGuire described his vision for the Red Raider program using The Brand, which President Lawrence Schovanec said "describes West Texas."



WHAT'S NEXT!

Step into any Texas Tech practice and the phrase "What's Next" is one you'll hear early and often. No matter if something good or bad happens on the field, McGuire and his staff stress a "What's Next!" mentality, emphasizing that the focus should be on the next play or rep. And for reference, the phrase is always a statement, never a question, as evidenced by its exclamation point at its end.



TAKE THREE UNIVERSITY

McGuire, a defensive coach at heart, heavily utilizes the phrase "Take Three" as a program. The phrase has transformed into a rallying cry from the defense with in-house video production signaling "one," "two" or "three" each time the Red Raiders create a takeaway. McGuire, prior to each game, regularly wears a t-shirt designed for the defense that says "Take Three University."





THE UNOFFICIAL HOME OF THE THSCA

Since his hire as Texas Tech’s head coach, Joey McGuire has made it a point to brand the Red Raiders the “unofficial home of the Texas High School Coaches Association.” Already a Hall of Famer, himself, McGuire has hired a staff filled with experience at both the collegiate and high school levels, with five assistant coaches who have previous ties to the THSCA as well as a slew of support staff members.

That list includes associate head coach and special teams coordinator Kenny Perry (Bowie, Halton City and Sam Houston H.S.), offensive coordinator Mack Leftwich (Kirkland H.S.), offensive run game coordinator Josh Cochran (Lindale H.S.), offensive passing game coordinator Justin “Juice” Johnson (Plano West and Berkner H.S.) and defensive line coach Zarnell Fitch (Lincoln H.S.). Five support staff members also have THSCA experience in assistant defensive backs coach Jah’Shawn Johnson (Ennis H.S.), assistant linebackers coach Taylor Young (Richardson H.S.), Director of Player Personnel Brian Nance (Temple H.S.), Director of Player Development Dave Martin (Cedar Hill) and assistant strength coach Brandon Stevenson (Midland Christian and Lake County Christian H.S.).

Texas Tech defensive coordinator Shiel Wood and senior defensive analyst Jack Teachey, meanwhile, both have experience at the high school level on the East Coast.

RECORD BREAKDOWN

	2025	Big 12	McGuire
Overall	6-0	3-0	29-16
at Jones AT&T Stadium	4-0	1-0	19-5
in Away Games	2-0	2-0	8-10
in Neutral Site Games	0-0	0-0	2-1
Day Games	3-0	1-0	14-7
Night Games (6 p.m. start or later)	3-0	2-0	15-9
vs. Top 25 teams	1-0	1-0	5-7
vs. Top 10 teams	0-0	0-0	1-3
vs. Unranked Teams	5-0	2-0	24-9
Scoring first	6-0	3-0	24-5
Opponents score first	0-0	0-0	5-11
Leading at halftime	6-0	3-0	24-4
Trailing at halftime	0-0	0-0	3-12
Tied at halftime	0-0	0-0	2-0
Leading after third quarter	6-0	3-0	28-3
Trailing after third quarter	0-0	0-0	1-11
Tied after third quarter	0-0	0-0	0-2
Overtime games	0-0	0-0	4-1

Scoring less than 20 points	0-0	0-0	2-6
Scoring 20-29 points	0-0	0-0	3-5
Scoring 30-39 points	2-0	2-0	8-5
Scoring 40-49 points	2-0	1-0	8-0
Scoring 50+ points	2-0	0-0	8-0

Allowing less than 20 points	6-0	3-0	14-0
Allowing 20-29 points	0-0	0-0	9-3
Allowing 30-39 points	0-0	0-0	2-8
Allowing 40+ points	0-0	0-0	4-5

Rushing for less than 100 yards	0-0	0-0	0-2
Rushing for 100-199 yards	2-0	1-0	17-13
Rushing for 200+ yards	4-0	2-0	12-1
Passing for less than 300 yards	1-0	1-0	15-11
Passing for 300-399 yards	4-0	2-0	10-5
Passing for 400+ yards	1-0	0-0	4-0

Less than 300 yards of total offense	0-0	0-0	1-1
Totaling 300-399 yards of offense	0-0	0-0	6-6
Totaling 400-499 yards of offense	1-0	1-0	9-8
Totaling 500-599 yards of offense	3-0	2-0	10-1
Totaling 600+ yards offense	2-0	0-0	3-0

Allowing less than 100 yards rushing	4-0	1-0	11-1
Allowing 100-199 yards rushing	2-0	2-0	14-7
Allowing 200+ yds rushing	0-0	0-0	4-8
Allowing less than 200 yards passing	4-0	2-0	6-8
Allowing 200-299 yards passing	2-0	1-0	14-5
Allowing 300-399 yards passing	0-0	0-0	6-3
Allowing 400+ yards passing	0-0	0-0	3-0

Allowing less than 300 yards offense	5-0	2-0	7-3
Allowing 300-399 yards offense	1-0	1-0	8-2
Allowing 400-499 yards of offense	0-0	0-0	8-8
Allowing 500+ yards of offense	0-0	0-0	6-3

Leading turnover margin	4-0	2-0	18-3
Trailing turnover margin	0-0	0-0	5-13
Tied in turnover margin	2-0	1-0	6-0

Having 0 takeaways	0-0	0-0	3-7
Having 1 takeaway	2-0	1-0	8-6
Having 2 takeaways	2-0	0-0	9-2
Having 3 or more takeaways	2-0	2-0	9-1

Having 0 turnovers	1-0	0-0	8-1
Having 1 turnover	3-0	2-0	12-3
Having 2 turnovers	2-0	1-0	7-3
Having 3 or more turnovers	0-0	0-0	2-9

Leading in time of possession	4-0	2-0	17-7
When trailing in time of possession	2-0	1-0	12-9

SUCCESS IN BIG 12 PLAY

- Texas Tech has ranked among the most-consistent Big 12 programs during Joey McGuire’s three-plus seasons as head coach, winning 19 conference games in that span. In fact, the Red Raiders are joined by Kansas State as the only two Big 12 programs to boast an above-.500 conference record in each of the past three seasons, regardless of league affiliation.
- McGuire has returned the Red Raiders to being one of the Big 12’s most competitive teams as Texas Tech was 5-4 in each of his first two seasons and then 6-3 in 2024. Prior to his debut 2022 season, Texas Tech had not recorded a winning conference record since 2009 as the Red Raiders were a combined 36-71 (.336) in the 12 years before McGuire’s arrival with no seasons of at least a .500 record.
- Prior to his arrival, Texas Tech had finished with at least five conference wins in three straight years only once in its history from 1995-97 while transitioning from the Southwest Conference to the Big 12. That stretch coincided with a seven-year period with a winning conference record from 1991-97.
- Dating back to Texas Tech’s acceptance into the Southwest Conference in 1960, McGuire is the only head coach in history to have 19 or more league wins in his first 30 games, besting the likes of Jim Carlen. Carlen was also 18-12 at the same point in his tenure, which spanned the 1970-74 seasons. Steve Sloan also had a strong league record early in his tenure, finishing 15-8 overall in Southwest Conference play during his three seasons from 1975-77.

TECH HEAD COACHES OVER FIRST 29 LEAGUE GAMES

Name	Years	Record
Jim Carlen	1970-73	18-12
Joey McGuire	2022-present	19-11
Steve Sloan	1975-77	15-8*

* resigned with only 23 conference games in his tenure.

BIG 12 LEADERS FOR CONFERENCE WINS SINCE 2022

Team	Wins
Kansas State	20
TCU	19
Texas Tech	19
Iowa State	17
Utah*	16
West Virginia	14
Baylor	14
Kansas	14
Arizona*	13

* wins include totals from tenure in Pac-12 Conference.

ONE OF THE QUICKEST TO 29 WINS

- Joey McGuire improved to a 29-16 record as head coach of the Red Raiders against Kansas, which ranks among the best starts to a tenure in school history. Below is a breakdown of head coaching records through 45 games at Texas Tech.

HEAD COACHING RECORDS THROUGH 44 CAREER GAMES

Name	Record (45)	Game No. 46 Result
E.Y. Freeland*	21-10-6*	--
Grady Higgenbotham*	1-7-2*	--
Pete Cawthon	31-14	W, vs. Hardin-Simmons
Dell Morgan	22-22-1	L, vs. No. 16 Tulsa
DeWitt Weaver	29-14-2	L, vs. TCU
JT King	19-25-1	W, vs. Oklahoma State
Jim Carlen	29-16	W, at Arkansas
Steve Sloan*	23-12*	--
Rex Dockery	15-16-2*	--
Jerry Moore	13-30-2	W, at Tulsa
David McWilliams*	7-4*	--
Spike Dykes	24-20-1	W, vs. Cal St. Fullerton
Mike Leach	28-17	L, at No. 23 Oklahoma St.
Tommy Tuberville*	20-17*	--
Kliff Kingsbury	22-23	W, at TCU
Matt Wells*	13-17*	--
Joey McGuire	29-16	--

* designates head coaches who did not reach 44 games.

* indicates final record as Texas Tech’s head coach

NEWS & NOTES ON MCGUIRE...

- McGuire is only the second head coach in program history to lead the Red Raiders to bowl games in each of his first three seasons, joining the late Mike Leach, who pushed Texas Tech to a bowl game in each of his 10 seasons.
- Texas Tech has hit the 40-point mark 16 times during McGuire’s tenure as the Red Raiders are a perfect 16-0 in those games during his three-plus seasons.
- There is defense in West Texas as Texas Tech is 20-1 overall under McGuire when holding opponents to 25 or fewer points. Texas Tech has limited its opponents to 25 or fewer points 13 times during Big 12 play under McGuire and has done so in each of its two bowl victories.
- Texas Tech recorded six Big 12 wins during the 2024 season, marking the third time the Red Raiders have done so since joining the league in 1996. McGuire joins Steve Sloan as the only head coaches to win six conference games within their first three seasons in school history after Sloan pushed Texas Tech to a 7-1 mark in SWC play in 1976.

TEXAS TECH QUICK FACTS

TEXAS TECH UNIVERSITY	
Location	Lubbock, Texas
Founded	1923
Enrollment	42,272
Chancellor	Dr. Tedd Mitchell
President	Dr. Lawrence Schovanec
Director of Athletics	Kirby Hocutt
Faculty Athletics Representative	Brian Shannon
NCAA Affiliation	Divison I
Athletics Conference	Big 12 (Charter Member)
Nickname	Red Raiders
Official Mascot	Masked Rider (horse and rider)
Unofficial Mascot	Raider Red (cartoon figure)
Colors	Scarlet (PMS 485c) & Black (Process Black)
Band	Goin' Band From Raiderland (400 members)

TEAM HISTORY

First Year of Football	1925
Conference Championships	11
Bowl Appearances/Record	42 (17-24-1)
8+ win seasons (most recent)	28 (2024, 8-5)
9+ win seasons (most recent)	14 (2009, 9-4)
10+ win seasons (most recent)	6 (2008, 11-2)
Most wins in single season	11 (1953, 1973, 2008)

STADIUM INFORMATION

Stadium (Capacity)	Jones AT&T Stadium (60,229)
Stadium Luxury Suites	102
Stadium Club Seats	1,644
Stadium Surface	Hellas Matrix Helix (installed 2023)

TEAM CAREER MILESTONES

Below is a listing of Red Raiders approaching various career statistical milestones entering this weekend.

NAME	MILESTONE	CURRENT TOTAL
David Bailey	40.0 career tackles for loss	32.0
David Bailey	30.0 career sacks	23.0
David Bailey	10 career forced fumbles	9
Dontae Balfour	30 career pass breakups	25
Terrance Carter Jr.	100 career receptions	99
Caleb Douglas	2,000 career receiving yards	1,580
Caleb Douglas	150 career receptions	105
Caleb Douglas	15 career touchdown receptions	10
Coy Eakin	1,500 career receiving yards	1,409
Coy Eakin	150 career receptions	109
Coy Eakin	20 career touchdown receptions	12
Skyler Gill-Howard	100 career tackles	91
Romello Height	30.0 career tackles for loss	20.0
Romello Height	20.0 career sacks	11.0
Anthony Holmes Jr.	20.0 career tackles for loss	18.0
Anthony Holmes Jr.	10.0 career sacks	7.5
Lee Hunter	25.0 career tackles for loss	23.0
A.J. McCarty	10 career tackles for loss	8.5
Behren Morton	70 career touchdown passes	62
Behren Morton	8,000 career passing yards	7,710
Ben Roberts	250 career tackles	223
Jacob Rodriguez	250 career tackles	239
Jacob Rodriguez	30.0 career tackles for loss	20.0
Reggie Virgil	1,500 career receiving yards	1,164
Cole Wisniewski	10 career interceptions	8
Cole Wisniewski	250 career tackles	223

JACOB RODRIGUEZ, THE TAKEAWAY KING

Jacob Rodriguez has established himself as one of the nation's top linebackers the past two seasons, not only for his tackling ability for his ability to create turnovers for the Red Raider defense. Rodriguez, the Big 12 Preseason Defensive Player of the Year, was among the top tacklers in college football last season and ranks among the best in creating takeaways, especially at opportune times. Over his career, Rodriguez has had his hand in 14 takeaways, including three already in Big 12 play this season. The Red Raiders are 9-1 in games that he creates a takeaway with the one loss coming in the 2023 season opener where he departed with a significant injury on the same play he forced and recovered a fumble.

JACOB RODRIGUEZ CAREER TAKEAWAYS

Game (Year)	Play	Score	Time	Result
West Virginia (2022)	Forced Fumble	31-10	3rd, 2:00	W, 48-10
Wyoming (2023)*	Forced Fumble/Rec.	14-0	1st, 5:12	L, 33-35
Cal (2023)	Forced Fumble	31-14	4th, 9:47	W, 34-14
Cal (2023)	Interception	31-14	4th, 8:14	W, 34-14
Abi. Christian (2024)	Forced Fumble	7-0	1st, 8:42	W, 52-51
Cincinnati (2024)	Fumble Recovery	24-24	3rd, 14:19	W, 44-41
Arizona (2024)	PBU to Interception	7-3	2nd, 2:51	W, 28-22
Arizona (2024)	Forced Fumble	21-19	4th, 2:12	W, 28-22
Iowa State (2024)	Forced Fumble	10-13	3rd, 9:02	W, 23-22
Oklahoma St. (2024)	Fumble Recovery	49-42	4th, 4:45	W, 56-48
Oklahoma St. (2024)	Interception	56-48	4th, 0:07	W, 56-48
Utah (2025)	Forced Fumble	7-0	1st, 1:07	W, 34-10
Utah (2025)	Interception	27-10	4th, 2:33	W, 34-10
Houston (2025)	Interception	15-3	2nd, 13:01	W, 35-11

* departed the game with an injury immediately following the takeaway

DEFENSIVE NOTEBOOK

RODRIGUEZ NOT ALONE IN TAKEAWAYS

- For as good as Jacob Rodriguez has been in creating takeaways throughout his career, he's not alone on the Red Raider roster. Between not only Rodriguez but also fellow inside linebacker Ben Roberts and outside linebacker David Bailey, Texas Tech has three of the Big 12's active leaders in career forced fumbles as the trio has combined for 24 entering this weekend. Texas Tech is the only school in the FBS boasting two players with seven or more career forced fumbles let alone three.
- Bailey ranks tied for second among active FBS players with nine career forced fumbles, including one in each of the last two games via strip sacks. He trails only Buffalo's Red Murdock, who leads the nation with 15 forced fumbles of his own. Rodriguez, meanwhile, is tied for fourth with eight forced fumbles, followed by Roberts and six others in a tie for sixth overall with seven.
- Rodriguez forced his eighth forced fumble and second of the season at Utah before adding an interception to help seal the victory late in the fourth quarter. Roberts has also knocked loose a fumble in two of the past three games after doing so at Utah and then against Kansas last weekend. Both forced fumbles were recovered by the Red Raiders.

NCAA FBS ACTIVE LEADERS IN CAREER FORCED FUMBLES

Name (School)	FF
1. Red Murdock (Buffalo)	15
2. Emmanuel McNeil-Warren (Toledo)	9
David Bailey (Texas Tech)	9
4. Jacob Rodriguez (Texas Tech)	8
Key Lawrence (UCLA)	8
6. Ben Roberts (Texas Tech)	7
Fred Perry (West Virginia)	7
Anthony Hill Jr. (Texas)	7
Mikail Kamara (Indiana)	7
Harold Perkins Jr. (LSU)	7
Dylan Rosiek (Illinois) / Eric Gentry (USC)	7



THE NATION'S TOP LINEBACKER

- Joey McGuire often refers to Jacob Rodriguez as the "quarterback of the defense." It's a fitting description for Rodriguez, who was a standout high school quarterback at Wichita Falls Rider High School and later signed with Virginia to play offense. Rodriguez has adapted that quarterback mentality into becoming the nation's top inside linebacker, both in his ability to stop the run and also assist in coverage.
- Rodriguez enters this week as the highest-graded inside linebacker with at least 150 snaps by Pro Football Focus as he's grading out at 91.9 overall through the first six games of the season. That grade ranks seventh nationally among players of all positions and third on his own team. Rodriguez leads the country (all positions) with a 94.8 grade in rush defense, while his 89.3 grade in coverage ranks fifth among linebackers and 15th overall.

HIGHEST-GRADED INSIDE LINEBACKERS PER PFF

Name (School)	Def. Grade
1. Jacob Rodriguez (Texas Tech)	91.9
2. Ethan Wesloski (North Texas)	90.1
3. Mac Harris (South Florida)	89.2
4. Brayden Johnson (Wyoming)	88.9
5. Red Murdock (Buffalo)	87.4
6. Jalen Brooks (Missouri State)	87.2
7. John Miller (Utah State)	75.2

Minimum of 150 defensive snaps to qualify.

NOT THE ONLY "TOUGH" RODRIGUEZ

- Jacob Rodriguez considers himself a tough guy. It makes sense knowing he's one of the few players in America who could go from a college quarterback to an All-Big 12 linebacker in only a matter of years. Rodriguez will tell you he's not the toughest member of his family, though. That honor belongs to his wife, Emma, who is an active-duty helicopter pilot in the U.S. Army. The couple was married in July 2023 in a surprise ceremony (to some) in Houston, beginning a great journey in different parts of the country with Jacob in Lubbock and Emma at Fort Riley in Junction City, Kan.



“TAKE THREE DEFENSE” AMONG NATION’S BEST

- “Take three” has long been the mantra of Joey McGuire, dating back to his days leading Cedar Hill High School in the Dallas-Fort Worth metroplex. The phrase describes Texas Tech’s continual goal to force at least three takeaways per game, which McGuire credits as greatly increasing his team’s chances to walk away with a victory.
- The Red Raiders have reached the “take three” mark in two of three games to open Big 12 play as Texas Tech created four takeaways at Utah before following with three at Houston. Texas Tech is 9-1 under Joey McGuire when “taking three” and is 24-3 when leading or tied in the turnover margin.
- Texas Tech is tied for fifth in the FBS with 13 takeaways this season, which is also tied for the Big 12 high alongside Kansas State and Arizona. The Red Raiders are also tied for seventh nationally at plus-6 in the turnover margin.

NATIONAL LEADERS FOR TURNOVERS GAINED

School	Fum. Gain	Int. Gain	Takeaways
1. South Florida	7	9	16
2. UNLV	5	9	14
North Texas	7	7	14
SMU	4	10	14
5. Texas Tech	5	8	13
Maryland	1	12	13
Southern Miss	2	11	13
Louisiana Tech	2	11	13
Kansas State	7	6	13
Arizona	4	9	13

THE NATION’S LEADER IN RUSH DEFENSE

- Texas Tech enters this weekend as the FBS leader for rushing defense, as the Red Raiders are giving up only 62.5 yards per game on the ground this season. That is a significant improvement from a year ago, when Texas Tech surrendered 152.1 rushing yards per game.
- Each of Texas Tech’s first three Big 12 opponents entered the matchup with the Red Raiders averaging at least 170.0 rushing yards per game before failing to come even close to that mark. Utah, which currently ranks eighth in the FBS with 248.2 rushing yards per game, was limited to only 101 yards, while Houston managed only 103 yards of its own. Of the total versus Utah, 28 yards came on its final drive after the Red Raiders had already put the game away with a 34-10 lead.
- Texas Tech followed those two performances by only giving up 47 rushing yards last weekend versus Kansas, the fewest by a Big 12 opponent since Baylor was limited to only 17 yards on the ground midway through the 2023 season.
- Texas Tech kicked off the season allowing only 53 rushing yards to Arkansas-Pine Bluff, 63 to Kent State and then only eight yards in the win over Oregon State. The performance against the Beavers marked the fewest rushing yards since Texas Tech stuffed Kansas State to negative-12 yards in the first-ever Big 12 game to open the 1996 season.
- The Texas Tech record for rushing defense average was set in 1964 when the Red Raiders gave up 115.6 yards per game. Texas Tech’s best rush defense during the Big 12 era came in 1998 when the Red Raiders allowed only 118.9 yards per game.

NATIONAL LEADERS FOR RUSHING DEFENSE

School	YPG
1. Texas Tech	62.5
2. Missouri	72.8
3. James Madison	74.0
4. Texas	74.3
5. Iowa	79.0

GETTING TO THE QUARTERBACK

- One of Texas Tech’s biggest weaknesses defensively a year ago was its ability to get to the quarterback. The Red Raiders have already proven to be much-improved in that area with the addition of outside linebackers David Bailey and Romello Height as well as defensive tackles Lee Hunter, A.J. Holmes Jr., and Skyler Gill-Howard. Texas Tech enters this weekend ranked as the top-ranked defense by Pro Football Focus with a 96.3 overall grade and the nation’s best pass rushing unit (92.2).
- The edge-rushing duo of Bailey and Height has more than paid dividends for the Red Raiders thus far, as they have combined for 13.0 sacks and 75 pressures through six games alone. The duo ranks among the top players in college football with Height credited with a 94.9 overall grade followed by Bailey at 94.0, which ranks second and third nationally behind only Rueben Bain Jr. (95.2) of Miami.
- Texas Tech set a school record with nine sacks in the win over Kansas, snapping the previous mark of eight that was set in a 1993 win at SMU. It matched the most sacks by an FBS team this season as New Mexico previously had nine against New Mexico State on Sept. 27, while Oklahoma also recorded nine versus Auburn on Sept. 20. It was the fifth time in Big 12 history where a conference team notched 9.0 or more sacks and was the first since Oklahoma had the same total in a 2020 victory over Kansas.
- Texas Tech now has 21.0 sacks on the season, which matches its total from a year ago. That clip ranks tied for fifth in the FBS and leads the Big 12 entering this weekend.

HIGHEST GRADED FBS DEFENSIVE PLAYERS PER PFF

School	GP	Sacks
1. Western Michigan	7	28.0
2. Tennessee	6	26.0
3. Indiana	6	22.0
Oklahoma	6	22.0
5. Texas Tech	6	21.0
Texas A&M	6	21.0
7. Maryland / USC / Southern Miss	6	20.0

HIGHEST GRADED FBS DEFENSIVE PLAYERS PER PFF

Name (School)	Grade
1. Rueben Bain Jr. (Miami)	95.2
2. Romello Height (Texas Tech)	94.9
3. David Bailey (Texas Tech)	94.0
4. Clev Lubin (Louisville)	92.2
Chris Johnson (San Diego State)	92.2
Adam Trick (Miami of Ohio)	92.2
7. Jacob Rodriguez (Texas Tech)	91.9

A FIRST-ROUND TALENT

- Texas Tech made splash after splash across college football this offseason with the signing of the top transfer portal class in the country. The loudest splash, however, came in early April with the signing of outside linebacker David Bailey, who committed to join the Red Raiders after three seasons at Stanford and is considered a potential NFL first round selection next spring.
- Bailey has lived up to his billing as he enters this week with a share of the FBS lead with 8.5 sacks already this season. Bailey, the highest-rated returning edge player in college football, has found the quarterback at least once in all six games this season, combining for 6.0 sacks during Big 12 play alone, which also leads the FBS.
- Bailey already needs only a share of another sack to enter the top 10 of the Texas Tech single-season chart as he’d tie the trio for Fred Petty (1991), Aaron Hunt (2002) and McKinner Dixon (2008) for ninth in program history. Bailey is already

NUMBERS TO KNOW

1

Texas Tech is the only team in the country not to trail in a game all season. The Red Raiders are also the national leader with an average scoring margin of plus-35.3.

1

Texas Tech has allowed only one explosive rushing attempt by an opponent all season, making the Red Raiders one of only six FBS teams to do so this year.

2

Texas Tech is one of only two programs to rank in the top 10 nationally for scoring offense, scoring defense, total offense and total defense, joining only Indiana.

4

Texas Tech had just over 4 million viewers for its Big 12 opener at Utah, marking one of the largest television numbers for the 11 a.m. Big Noon Kickoff window this season.

9

Texas Tech set a single-game school record with nine sacks in its win over Kansas, breaking the previous mark of eight that was set in a 1993 win at SMU.

10

Jacob Rodriguez recorded his 10th career game with double-digit tackles against Kansas as his 14 stops were the second-highest total of his career.

20

Cameron Dickey is tied for second in the FBS with eight explosive runs of 20-plus yards. His 71-yard rushing TD versus Kansas was the longest by a Red Raider since 2020.

30

Joey McGuire will be looking for his 30th win of his tenure Saturday, which would make him the quickest to hit that mark in 46 games since Jim Carlen (1970-74).

31

Texas Tech has surrendered only 31 points in the first three quarters of games this season as the Red Raiders are an impressive plus-189 against opponents during that span.

48

Texas Tech enters this weekend as the FBS leader with 48 offensive plays from scrimmage that have gone for 20 or more yards, including 31 through the air.

62.5

Texas Tech is giving up only 62.5 rushing yards per game so far this season, which leads the FBS. The Red Raiders gave up only 47 rushing yards versus Kansas.

155

Pro Football Focus has credited Texas Tech with 155 total pressures created through the first five games with 51 of those coming from David Bailey and Romello Height combined.

212

Texas Tech has outscored opponents by 212 points this season as the Red Raiders rank second in the FBS with an average win margin of 35.3 points per game

285

Texas Tech ranks second in the FBS for scoring offense with 285 points this season (47.5 per game), which trails only Tennessee for the most in the country.

OPTA STATS WEEK 8 CFB REPORT

FBS, MOST PASSING PLAYS OF 20+ YARDS

1. CJ Carr, ND	31
2. Jayden Maiava, USC	30
3. Darian Mensah, Duke	29
Sawyer Robertson, Baylor	29
5. CJ Bailey, NCSU	28
Taylen Green, ARK	28
Josh Hoover, TCU	28
Demond Williams Jr., UW	28
9. Jalon Daniels, KU	27
Behren Morton, TTU	27
Jaron-Keawe Sagapolutele, Cal	27
Caden Veltkamp, FlaAtl	27

FBS, MOST OFFENSIVE PLAYS OF 20+ YARDS

1. Texas Tech	48
2. Arkansas	45
Notre Dame	45
4. USC	44
Washington	44
6. Ole Miss	43
7. Florida State	40
8. Duke	39
Oregon	39
10. Boise State	38
Tennessee	38

FBS, MOST PASSING PLAYS OF 20+ YARDS

1. Notre Dame	34
Ole Miss	34
3. Texas Tech	31
USC	31
5. Arkansas	30
Florida Atlantic	30
Syracuse	30
Western Kentucky	30
9. Baylor	29
Duke	29
Washington	29

FBS, MOST RUSHING PLAYS OF 10+ YARDS

1. Jacksonville State	59
2. Florida State	55
3. Missouri	52
4. Navy	49
5. Arkansas	48
Texas Tech	48
7. BYU	47
8. Arizona State	46
9. Indiana	45

BIG 12, FEWEST OFFENSIVE PLAYS ALLOWED OF 20+ YARDS

1. BYU	15
Utah	15
3. Arizona	16
4. Texas Tech	17
UCF	17
6. Houston	20
7. Arizona State	22
8. Baylor	24
TCU	24
West Virginia	24
11. Cincinnati	26
Iowa State	26
13. Colorado	32
14. Kansas State	34
15. Kansas	35
Oklahoma State	35

WOOD EXPERIENCED IN TURNING AROUND DEFENSES

■ Shiel Wood is in his first season as Texas Tech's defensive coordinator and inside linebackers coach, bringing a reputation of immediately improving defenses from stops at Army (2021), Troy (2022), Tulane (2023) and Houston (2024).

■ Wood's defenses have ranked inside the top 35 for total defense in all four seasons since he was first named co-defensive coordinator at Army in 2021. In addition, opposing offenses have averaged less than 23.0 points per game against Wood's defenses since his promotion to play-caller at Army in 2021. Texas Tech, meanwhile, has not allowed less than 25.0 points per game since 2009.

■ Wood has built a reputation for immediately improving defenses, particularly through turnovers. Both his defenses at Troy and Tulane ranked in the top 10 nationally for takeaways as his defenses are averaging 22.3 takeaways per season over the past four years. His defenses have increased their takeaway total from the previous year in each of his last three stops as a defensive coordinator. Texas Tech is more than halfway to that average through six games as the Red Raiders are fifth nationally with 13 takeaways already this season.

■ Wood has certainly impressed early in his tenure at Texas Tech after inheriting a Red Raider defense that surrendered 34.8 points per game a year ago. Texas Tech has already seen immediate returns on his hiring as the Red Raiders enter this weekend ranked in the top-10 nationally for rushing defense (1st), takeaways (5th), scoring (6th), and total defense (9th).

halfway to the school record of 15.0 sacks that was set by Brandon Sharpe in 2009.

■ Bailey currently leads the FBS with 44 total pressures, according to Pro Football Focus, with 13 of those coming last weekend against Houston, earning him the publication's National Defensive Player of the Week honors. His 44 pressures easily lead the country as he leads all but one player (Adam Trick of Miami Ohio) by at least 10 entering this weekend.

■ Bailey matched his career high with 3.0 sacks this past weekend against Kansas, giving him 23.0 now for his career. Bailey ranks fourth among active FBS for career sacks, trailing only Trey Moore of Texas (28.5), Akheem Mesidor of Miami (26.5) and Cashius Howell of Texas A&M (23.5).

NCAA FBS LEADERS FOR SACKS

Name (School)	Sacks
1. David Bailey (Texas Tech)	8.5
Nadame Tucker (Western Michigan)	8.5
3. John Henry Daley (Utah)	8.0
Cashius Howell (Texas A&M)	8.0
Nathan Voorhis (Ball State)	8.0
6. Bryun Parham (UConn)	6.5
Vincent Anthony Jr. (Duke)	6.5

NCAA FBS ACTIVE LEADERS FOR CAREER SACKS

Name (School)	Sacks
1. Trey Moore (Texas)	28.5
2. Akheem Mesido (Miami)	26.5
3. Cashius Howell (Texas A&M)	23.5
4. David Bailey (Texas Tech)	23.0
5. Mikail Kamara (Indiana)	22.5
6. Ben Bell (Virginia Tech)	20.5
7. Gabe Jacas (Illinois)	20.0

ROBERTS OFF TO GREAT START

■ Ben Roberts heads into this weekend with 223 tackles already in his career and is yet still a junior. Roberts has a long way to reach the Texas Tech career list, but the successful start has put the thought in reach over the next two seasons



POINTS PER GAME IMPROVEMENTS

SCHOOL (YEAR)	YEAR PRIOR	WITH WOOD
Troy (2022)	26.1 (64)	17.1 (8)
Tulane (2023)	22.2 (32)	20.5 (23)
Houston (2024)	31.5 (105)	22.9 (40)
Texas Tech (2025)	34.8 (121)	12.2 (T-6th)

TOTAL TAKEAWAYS IMPROVEMENTS

SCHOOL (YEAR)	YEAR PRIOR	WITH WOOD
Troy (2022)	24 (15)	27 (8)
Tulane (2023)	20 (T-44)	27 (3)
Houston (2024)	14 (103)	19 (54)
Texas Tech (2025)	22 (27)	13 (T-5th)

National ranking designated in parenthesis

as he is more than halfway to reaching Ryan Aycock for 10th all-time in program history. Aycock, a member of this year's Texas Tech Hall of Fame class, compiled 338 tackles as a Red Raider safety from 2000-03.

■ Roberts compiled 190 tackles over the 2023-24 seasons, which ranked third among Big 12 players over that span. Roberts was one of two underclassmen to record at least 190 tackles the past two seasons, joining Dillon Thieneman who combined for 210 stops at Purdue. He is one of seven players to return this season after combining for 190 tackles or more the past two seasons.

DON'T FORGET THE SECONDARY

■ Texas Tech's rise as one of the nation's top defenses has garnered much well-deserved praise for its front seven. The play of its secondary has gone somewhat unnoticed despite the Red Raiders dramatically improving a unit that gave up 308.1 yards per game through the air a year ago, cutting that average to 194.3 yards a contest entering this week.

■ The Red Raiders have combined for eight interceptions this season, which ranks tied for eighth nationally and second in the Big 12. Brice Pollock has contributed three of those as he picked off Oregon State twice before adding another one a week later at Utah. Pollock shares the Big 12 lead for interceptions so far this season and ranks tied for seventh nationally.

STRENGTH IN THE MIDDLE

■ The middle of Texas Tech's defensive line received a significant boost with the signing of Lee Hunter, Skyler Gill-Howard and A.J. Holmes Jr. this offseason. That trio alone has combined for 323 tackles, including 56.5 for a loss and 19.5 sacks, forming one of the top interior defensive line units, possibly in college football.

■ Texas Tech's front is as impressive as the Red Raiders have boasted in recent years, with PFF's Max Chadwick ranking the defensive line third nationally entering the 2025 season behind only Clemson and Alabama. The trio of Red Raider newcomers has backed up that preseason ranking with their performance on the field with all three ranking among the top-20 interior defensive linemen in the country thus far by PFF.



MORTON PRIMED FOR STRONG SENIOR YEAR

There's been a misconception this offseason that Behren Morton isn't among the top returning quarterbacks in college football. The senior gunslinger, fully healthy for the first time since his redshirt freshman season, is coming off a gritty 2024 campaign where he threw for 3,335 yards and 27 touchdowns to only eight interceptions. In fact, he one of only six quarterbacks nationally to return this season after throwing for at least 3,000 yards and 20 touchdowns a year ago with eight or fewer interceptions.

MORTON AGAINST OTHER TOP QUARTERBACK RETURNERS (2024)

Name	SCHOOL	GP	Yards	TD	INT
Cade Klubnik	Clemson	14	3,639	36	6
Behren Morton	Texas Tech	12	3,335	27	8
Drew Allar	Penn State	16	3,327	24	8
John Mateer*	Oklahoma	12	3,139	29	7
Sawyer Robertson	Baylor	12	3,071	28	8
Maddux Madsen	Boise St.	14	3,018	23	6

* transferred to Oklahoma from Washington State after 2024 season.

MORTON CHASING HISTORY

CAREER PASSING YARDS

Name (Years)	Yards
1. Graham Harrell (2005-08)	15,793
2. Kliff Kingsbury (1999-02)	12,429
3. Patrick Mahomes II (2014-16)	11,252
4. Seth Doege (2009-12)	8,646
5. Robert Hall (1990-93)	7,908
6. Taylor Potts (2007-10)	7,835
7. Behren Morton (2021-pres.)	7,710
8. Zebbie Lethridge (1994-97)	6,789
9. Billy Joe Tolliver (1985-88)	6,756
10. B.J. Symons (2000-03)	6,378

CAREER PASSING TOUCHDOWNS

Name (Years)	TDs
1. Graham Harrell (2005-08)	134
2. Kliff Kingsbury (1999-02)	95
3. Patrick Mahomes II (2014-16)	93
4. Seth Doege (2009-12)	69
5. Taylor Potts (2007-10)	62
Behren Morton (2021-pres.)	62
7. B.J. Symons (2000-03)	59
8. Robert Hall (1990-93)	48
9. Davis Webb (2013-15)	46
10. Zebbie Lethridge (1994-97)	42

CAREER PASSING ATTEMPTS LEADERS

Name (Years)	Att.
1. Graham Harrell (2005-08)	2,062
2. Kliff Kingsbury (1999-02)	1,883
3. Patrick Mahomes II (2014-16)	1,349
4. Seth Doege (2009-12)	1,187
5. Taylor Potts (2007-10)	1,106
6. Behren Morton (2021-pres.)	1,083
7. Zebbie Lethridge (1994-97)	1,070
8. Billy Joe Tolliver (1985-88)	1,008
9. Robert Hall (1990-93)	997
10. B.J. Symons (2000-03)	797

CAREER COMPLETION LEADERS

Name (Years)	Att.
1. Graham Harrell (2005-08)	1,403
2. Kliff Kingsbury (1999-02)	1,231
3. Patrick Mahomes II (2014-16)	857
4. Seth Doege (2009-12)	819
5. Taylor Potts (2007-10)	733
6. Behren Morton (2021-pres.)	678
7. B.J. Symons (2000-03)	554
8. Robert Hall (1990-93)	548
9. Zebbie Lethridge (1994-97)	519
10. Billy Joe Tolliver (1985-88)	493

CAREER 300-YARD PASSING GAMES

Name (Years)	Games
1. Graham Harrell (2006-08)	33
...	
7. Sonny Cumbie (2002-04)	10
Davis Webb (2013-15)	10
Robert Hall (1990-93)	10
10. Alan Bowman (2018-20)	9
11. Cody Hodges (2002-05)	8
Nic Shimonek (2015-17)	8
Behren Morton (2021-pres.)	8
14. Jett Duffey (2017-19)	7

OFFENSIVE NOTEBOOK

WINNING IS THE NAME OF THE GAME

- In the second episode of the Texas Tech documentary series "The Brand," Behren Morton details how he wants to be best remembered - a winner. Since the start of the 2023 season, Texas Tech is 18-4 in games Morton starts and does not depart due to injury, which includes a 12-3 mark during Big 12 play.
- During that span, Morton has departed four games due to injury, leaving the Kansas State game in 2023 and the TCU road trip in 2024 at halftime with the Red Raiders locked in a one-possession game. He departed both the Big 12 opener at Utah just after halftime with the Red Raiders leading 10-3 at the time and then again against Kansas with Texas Tech enjoying a 21-0 lead at the time.
- Texas Tech has won each of its last eight games Morton has started as the Red Raiders closed the 2024 regular season with back-to-back wins over Oklahoma State and West Virginia before opening this year with a 6-0 record. Morton missed Texas Tech's appearance in the AutoZone Liberty Bowl a year ago to begin rehab from offseason surgery.
- Overall, Morton has helped lead the Red Raiders to 21 wins over his 30 career starts, marking the most for a Texas Tech quarterback since Graham Harrell pushed the Red Raiders to a combined 28 victories in his three seasons as a starter from 2006-08. Harrell will be inducted later this season into the Texas Tech Ring of Honor as well as the National Football Foundation College Football Hall of Fame. Kliff Kingsbury also led the Red Raiders to 24 wins as a starter from 1999-02 as he and Harrell represent the two-winningest quarterbacks for Texas Tech in the Big 12 era.
- Morton, who took over as QB1 in the fifth game of the 2023 season, has finished with at least a 60 percent completion percentage in all but four of those 21 wins and was above 70 percent in six different victories against Baylor (73.1), TCU (77.8) and Kansas (76.0) in 2023, versus ACU (71.4) and North Texas (79.0) in 2024 and against UAPB (80.0) in the opener.

MORTON OFF TO A STRONG START

- Behren Morton has combined to throw for 1,501 yards and 13 touchdowns to only three interceptions this season, despite playing only one full game to this point. In fact, Morton has combined to play roughly only 14 quarters thus far as he departed the season opener versus Arkansas-Pine Bluff midway through the second quarter before leaving at halftime versus Kent State and then after the third quarter against Oregon State. He played all four quarters at Houston, throwing for 345 yards and a touchdown.

- Even with limited time, Morton enters this week among the FBS passing leaders, ranking in the top 20 nationally for yards per pass attempt (6th), passing efficiency (8th), passing yards per completion (10th), passing touchdowns (18th) and completion percentage (24th). He also ranks in the top 35 in three other categories, leading a Red Raider offense that is third in the FBS with 325.3 passing yards per game.

BEHREN MORTON IN THE NCAA, BIG 12 RANKINGS

Category	Value	FBS	Big 12
Yards per Pass Attempt	9.9	6th	1st
Passing Efficiency	175.6	8th	2nd
Passing Yards/Completion	14.4	10th	2nd
Passing Touchdowns	13	18th	6th
Completion Percentage	.684	24th	3rd
Passing Yards/Game	250.2	30th	4th
Total Passing Yards	1,501	31st	7th
Total Offense/Game	249.8	58th	10th

NATIONAL LEADERS FOR PASSING YARDS PER GAME

TEAM	GP	Yards	YPG
1. Baylor	6	2,092	348.7
2. USC	6	1,955	325.8
3. Texas Tech	6	1,952	325.3
4. Florida Atlantic	6	1,937	322.8
5. TCU	6	1,934	322.3
6. Syracuse	6	1,924	320.7

MORTON IN THE RECORD BOOK

- Morton moved into seventh place all-time on the career passing yards chart with his career-high 486 passing yards versus Oregon State, passing both Zebbie Lethridge (1994-97) and Billy Joe Tolliver (1985-88) in the victory. Morton now has 7,710 passing yards over 39 games as a Red Raider as he now trails Taylor Potts (2007-10) by 125 yards for sixth in program history and Robert Hall (1990-93) by 198 yards for fifth.
- With a strong finish to the season, Morton could end his Red Raider career ranked as high as fourth on Texas Tech's all-time passing chart. Seth Doege currently ranks fourth as he totaled 8,646 passing yards over his career after leading the Red Raider offense from 2009-12. His total is separated by 936 yards from Morton to this point.
- Morton has needed little time to find the end zone 13 times through the air this season as he now has 62 scoring tosses over his career. He enters this weekend tied with Potts for fifth all-time in program history as he needs seven to match Doege for fourth place in program history.

THE OFFENSIVE STANDARD

Texas Tech has long been considered the offensive standard since the Red Raiders moved to a passing attack in 2000. In fact, the numbers don't lie when it pertains to the high-octane Red Raider offense. Below is where Texas Tech ranks nationally in several offensive categories since the start of the 2000 season:

TOTAL YARDS

Oklahoma	156,215
Texas Tech	154,588
Oregon	151,106
Boise State	149,061
Clemson	145,161

PASSING YARDS

Texas Tech	114,244
Hawaii	100,776
Washington State	93,215
Oklahoma	93,175
Southern California	90,678

TOTAL TOUCHDOWNS

Oklahoma	1,640
Boise State	1,610
Oregon	1,597
Texas Tech	1,490
Ohio State	1,490

PASSING TOUCHDOWNS

Texas Tech	896
Oklahoma	793
Hawaii	759
Southern California	751
Oregon	711

PASSING COMPLETION PERCENTAGE

Texas Tech	65.5
Boise State	64.3
Southern California	64.2
Oklahoma	64.1
Western Kentucky	63.7

300-YARD PASSING GAMES

Texas Tech	217
Hawaii	164
Washington State	145
Oklahoma	138
Houston	128

GAMES WITH AT LEAST 500 YARDS OF TOTAL OFFENSE

Texas Tech	139
Oklahoma	134
Oregon	126
Houston	100
Boise State	100

GAMES WITH AT LEAST 30 POINTS

Oklahoma	239
Boise State	235
Oregon	232
Alabama	208
Texas Tech	208

HAMMOND SHINES COMING IN RELIEF

- Joey McGuire has raved about his backup quarterback in Will Hammond since he arrived in Lubbock. Hammond gave McGuire more reason to brag in the Big 12 opener at Utah as the redshirt freshman completed 13-of-16 passes for 169 yards and two touchdowns in the second half in place of an injured Behren Morton. The performance earned Hammond not only Big 12 Freshman of the Week honors but also one of the league's top offensive accolades.
- Hammond has had to come on to relieve Morton twice now during Big 12 play as he threw for 42 yards, while also rushing for 61 yards and two touchdowns in the win over Kansas. Hammond hasn't been afraid to use his legs to keep the Red Raider offense going this year as he's Texas Tech's third-leading rusher with 231 yards and four touchdowns on the ground on only 24 attempts.

REPLACING TECH'S ALL-TIME RUSHER

- Texas Tech has filled its void at running back this season following the graduation of Tahj Brooks, who departed as the school's all-time leading rusher after back-to-back 1,500-yard rushing seasons. He snapped the Texas Tech career rushing record previously set by Byron Hanspard, while finishing fourth all-time on the Big 12 rushing chart with 4,557 yards over 56 games played from 2020 to 2024.
- The Red Raiders have not slowed down with the sophomore tandem of J'Koby Williams and Cameron Dickey, who have combined to outpace Texas Tech's rushing output from a year ago. Texas Tech has combined for 1,397 rushing yards and 16 touchdowns on the ground this season, a steady improvement from a year ago when the Red Raiders had 1,022 rushing yards and 11 touchdowns at the same point.
- The duo has combined for 949 rushing yards and 12 touchdowns this season alone, with Dickey carrying 91 times for 591 yards and eight scores, while Williams has added 358 yards and four touchdowns on 68 carries of his own. Texas Tech is one of seven teams in the country currently to have multiple players with at least 350 rushing yards and four rushing touchdowns this season, and the lone one to do so from the Big 12.
- Texas Tech was fortunate to experience life in a post-Tahj Brooks world after he sat out the AutoZone Liberty Bowl to close the 2024 season. Williams earned the start against Arkansas, rushing for a career-high 123 yards and a touchdown, while Dickey added 74 rushing yards on a similar 15 carries.
- Williams rushed for 109 yards and two touchdowns at Houston, marking the second 100-yard outing so far in his still young career. Dickey came close to giving the Red Raiders multiple 100-yard rushers as he finished with 96 yards on 20 carries to go along with a 69-yard touchdown reception late in the first quarter.

RUSHING COMPARISON THROUGH SIX GAMES

CATEGORY	2024	2025
Rushing Yards	1,022	1,397
Rushing Touchdowns	11	16
Rushing Attempts	200	238
Yards Per Rushing Attempt	5.1	5.9

IN THE RECORD BOOK

- Cameron Dickey placed his name in the Texas Tech record book against Kansas after rushing for 263 yards and two touchdowns in the win. It marked the fifth-highest single-game rushing total by a Red Raider in school history and the most since Byron Hanspard set the Texas Tech record with 287 yards against Baylor in 1996.

- Dickey's performance marked the most single-game rushing yards in the FBS this season and the most for a Big 12 rusher since Iowa State's Abu Sama went for 276 yards on Nov. 25, 2023, at Kansas State.
- Dickey hit the 100-yard mark for the first time in his career in the first half alone as he opened the game with a 71-yard sprint into the end zone on Texas Tech's first play. He later found the end zone again via a 55-yard scamper early in the fourth quarter that pushed the lead to 35-17 with 14:12 remaining. As a team, the Red Raiders rushed for 372 yards, their most since racking up 453 yards on the ground against Louisiana early in the 1997 season.
- Dickey enters this weekend as the Big 12 leader for both rushing touchdowns (8) and total touchdowns (9), ranking tied for fifth nationally in both categories. He also ranked 13th in the FBS and second in the Big 12 with 591 rushing yards, trailing only LJ Martin of BYU among conference rushers (652).

TEXAS TECH SINGLE-GAME RUSHING LEADERS

Name	Opponent (Year)	Yards
1. Byron Hanspard	Baylor (1996)	287
2. James Gray	Duke (1989)	280
3. Byron Hanspard	Oklahoma State (1996)	272
4. James Hadnot	New Mexico (1978)	268
5. Cameron Dickey	Kansas (2025)	263

BIG 12 LEADERS FOR TOTAL TOUCHDOWNS

Name (School)	TDs
1. Cameron Dickey (Texas Tech)	9
2. Jordyn Tyson (Arizona State)	8
3. Bear Bachmeier (BYU)	7
Leshon Williams (Kansas)	7
Eric McAlister (TCU)	7
Rocco Becht (Iowa State)	7

LIGHTING UP THE SCOREBOARD

- Texas Tech enters this weekend ranked second in the FBS for scoring offense as the Red Raiders are averaging an impressive 47.5 points per game through their first six games of the season. The Red Raiders trail only Tennessee nationally heading into the Arizona State matchup as the Vols are averaging 48.2 points a contest.
- Since moving to a spread offense in 2000, the Red Raiders are averaging 36.0 points per game, the fourth-highest clip during that span behind only Oklahoma (38.2), Boise State (37.9) and Oregon (37.5). Texas Tech has averaged at least 30.0 points per game in all but three of those seasons.

FBS LEADERS IN SCORING OFFENSE

TEAM	GP	POINTS	PPG
1. Tennessee	6	289	48.2
2. Texas Tech	6	285	47.5
3. USC	6	273	45.5
4. Indiana	6	269	44.8
5. Florida State	6	265	44.2
6. North Texas	6	260	43.3
7. Vanderbilt	6	259	43.2

BIG PLAY THREATS ALL AROUND

- When Mack Leftwich took over as Texas Tech's offensive coordinator, he stated he wanted his version of the Air Raid offense to be more 50-50 in terms of play calls, focusing heavily on running the football and capitalizing on big plays in the passing game. The Red Raiders have done just that as Texas Tech enters this week as the only team in the country to rank in the top 15 nationally for both passing offense (3rd) and rushing offense (14th).



■ Texas Tech leads the FBS with 48 offensive plays already this season that have gone for at least 20 yards. The Red Raiders have capitalized on 31 passing plays of that distance this year, which ranks tied for third in the FBS, while their 17 explosive rushing attempts are the most in the country. Texas Tech had six explosive plays of 20 or more yards in the Kansas win alone.

FBS LEADERS FOR OFFENSIVE PLAYS OF 20+ YARDS

School	GP	Plays
1. Texas Tech	6	48
2. Arkansas	6	45
Notre Dame	6	45
4. USC	6	44
Washington	6	44
6. Ole Miss	6	43

IT STARTS UP FRONT

- Texas Tech entered the 2025 season with one of the most experienced offensive line units in the country with a combined 165 career starts between its list of newcomers and returners. In fact, Texas Tech entered the season with the fourth-most combined career starts in the FBS.
- The added experience has paid off as Texas Tech is the 14th-highest graded pass blocking team in the country, according to Pro Football Focus. The Red Raiders have given up only 5.0 sacks so far this season, which ranks tied for 15th in the FBS entering this weekend and tied for fourth in the Big 12.

PLENTY OF OPTIONS AT RECEIVER

- The Red Raiders have proven to be among the deepest teams at wide receiver so far this season as Texas Tech shares the FBS lead with five players with at least 200 receiving yards this season in Coy Eakin (341), Caleb Douglas (395), tight end Terrance Carter Jr. (297), Reggie Virgil (286) and running back J'Koby Williams (227).
- Texas Tech had three different players eclipse 100 yards receiving versus Oregon State in Eakin (123), Williams (116) and Carter Jr. (102). It marked the first time Texas Tech boasted three 100-yard receivers in the same game since Jakeem Grant, Bradley Marquez and DeAndre Washington did so versus Baylor in 2014.
- Texas Tech's balance was also on display against Houston, marking the first time since last year's regular-season finale against West Virginia, where the Red Raiders featured a 300-yard passer in Behren Morton, a 100-yard rusher in J'Koby Williams and a 100-yard receiver in Caleb Douglas. Williams

LEFTWICH TAKES OVER OC DUTIES

- Texas Tech has a new offensive coordinator for the first time in Joey McGuire's tenure following the departure of Zach Kittley to accept the head coaching position at Florida Atlantic. In his place, McGuire landed Mack Leftwich, who had quickly developed into one of the fastest-rising offensive playcallers in college football following successful stints at both Incarnate Word and Texas State.
- Leftwich arrived at Texas Tech following two seasons at Texas State where he developed one of the nation's top offenses as the Bobcats led the Sun Belt Conference and ranked in the top 15 nationally for total offense and scoring during the 2023-24 campaigns. Texas State's success offensively pushed the Bobcats to their first two bowl appearances in school history and 16 combined victories.
- Leftwich inherited a Texas State offense that ranked 110th in the country for scoring at only 21.1 points per game prior to his arrival in 2022. He quickly changed that narrative, however, as Texas State used a balanced attack to average 36.7 points

and Douglas later combined to give Texas Tech a 100-yard rusher and a 100-yard receiver a game later in the AutoZone Liberty Bowl versus Arkansas.

- Four Douglas, it was the fifth 100-yard game of his career and his first this season. Douglas, who caught seven passes for 114 yards against Houston, had four 100-yard outings a year ago, all on the road or at a neutral site similar to last weekend's victory over the Cougars. He set a career high with 140 receiving yards at TCU last season.
- Eakin, meanwhile, set a career high with 10 receptions against the Cougars as he finished with 81 yards through the air. It was the first time a Red Raider had double-digit receptions since Josh Kelly also had 10 in the Big 12 opener a year ago against Arizona State.

MCGUIRE ON FOURTH DOWNS

- Much has been said about Joey McGuire's aggressive approach to fourth downs over his three full seasons. Even with an evolved approach last season, Texas Tech has been among the most active teams in the country in going for it on fourth down 123 times, which ranks as the fourth-highest total since 2022.
- The Red Raiders are a combined plus-144 over Joey McGuire's four seasons in the plus/minus scale, which is determined based on the result of Texas Tech's ongoing drive or points scored by an opponent on a failed attempt. Texas Tech ranks second in the Big 12 and 18th nationally with a 60.2 fourth-down percentage (74-of-123) since 2022.
- In total, the Red Raiders have gone for it on fourth down at least five times in 10 different games under McGuire. Texas Tech has attempted at least one fourth-down conversion in all but six games under McGuire, with three of those in 2024 and two others this year at Utah and against Kansas.

RED RAIDERS ON FOURTH DOWN ATTEMPTS IN 2025

Game	4th Downs	Pts. Gained	Pts. Lost	+/-
Ark-Pine Bluff	1-1	7	0	+7
Kent State	1-2	7	0	+7
Oregon State	0-1	0	0	0
Utah	0-0	0	0	0
Houston	1-1	3	0	+3
Kansas	0-0	0	0	0
Totals	3-5	17	0	+17
2022 Totals	33-52	129	51	+78
2023 Totals	24-37	61	23	+38
2024 Totals	14-29	77	66	+11
McGuire totals	74-123	284	140	+144



- per game in 2023 and then 36.5 points in 2024, easily its highest two single-season averages since the Bobcats joined the FBS level in 2012.
- Leftwich coached the quarterback position in each of his five seasons at Incarnate Word, helping identify three of the best in program history in Jon Copeland (2018-19), Cameron Ward (2020-21) and Lindsey Scott Jr. (2022). Ward, the No. 1 pick in the 2025 NFL Draft after finishing his career at Miami, combined for 6,908 passing yards and 71 touchdowns during his two seasons, which remain the most in school history.

RED RAIDERS IN THE NFL



NAME (YEARS AT TECH)	NFL TEAM
Dadrion Taylor-Demerson, S (2019-23)	Arizona Cardinals
Broderick Washington Jr., DL (2016-19)*	Baltimore Ravens
Tahj Brooks, RB (2020-24)	Cincinnati Bengals
Myles Cole, DE (2022-23)*	Cincinnati Bengals
Bralyn Lux, DB (2023-24)*	Cincinnati Bengals
Terence Steele, OL (2016-19)	Dallas Cowboys
Josh Kelly, WR (2024)*	Houston Texans
Erik Ezukanma, WR (2019-21)*	Jacksonville Jaguars
Patrick Mahomes II, QB (2014-16)	Kansas City Chiefs
Caleb Rogers, OL (2020-24)	Las Vegas Raiders
Tyree Wilson, DE (2021-22)	Las Vegas Raiders
Jordyn Brooks, LB (2016-19)	Miami Dolphins
Jalin Conyers, TE (2024)*	Miami Dolphins
Austin McNamara, P (2020-23)	New York Jets
Tyler Owens, DB (2022-23)	Washington Commanders

* practice squad player | * injured reserve

MCGUIRE ERA DRAFT PICKS

- Five Red Raiders have heard their names called during the NFL Draft during Joey McGuire's tenure (2022-pres.). Most recently, the Las Vegas Raiders drafted offensive lineman Caleb Rogers in the third round (98th overall) in the 2025 Draft, and in the sixth round, the Cincinnati Bengals selected the Red Raiders' all-time leading rusher, Tahj Brooks. Defensive back Dadrion Taylor-Demerson went in the fourth round in 2024, followed by rush end Myles Cole going in the seventh round to Jacksonville. During Tech's first spring offseason under McGuire, the Red Raiders had only one draft pick, but it came quickly, as the Raiders made Tyree Wilson the highest-drafted defensive player in school history at No. 7 overall.

THREE-TIME SUPER BOWL CHAMPION

- Patrick Mahomes II became the first Red Raider in school history to win three career Super Bowls after he helped lead the Kansas City Chiefs to a 25-22 overtime victory over the San Francisco 49ers in Super Bowl LVIII in 2024. It was the second-straight Super Bowl title for the Chiefs and their third in five years. Mahomes guided Kansas City to its third consecutive Super Bowl appearance last season but was denied a three-peat by the Philadelphia Eagles.
- With his first Super Bowl win (2020) over the San Francisco 49ers, Mahomes was named Super Bowl MVP at only 24 years of age, making him the youngest player in NFL history to earn Super Bowl MVP honors.

FIRST ROUND DRAFT PICKS

- Texas Tech currently has three first-round NFL Draft picks active heading into the 2025 NFL season. In addition to Patrick Mahomes II being the 10th overall pick by the Kansas City Chiefs in 2017, and while maybe not known for its defense in recent years, the two others include linebacker Jordyn Brooks and defensive end Tyree Wilson.
- The Miami Dolphins selected Jordyn Brooks 27th overall in the 2020 draft and has since moved on to the Miami Dolphins. Meanwhile, Tyree Wilson was the seventh overall selection in the 2023 draft, making him the highest-drafted defensive player in program history.

COME-FROM-BEHIND WINS

The victory over Cincinnati at home on Sept. 28 marked the 27th time since 2000, and fourth time under Joey McGuire, that the Red Raiders overcame a double-digit deficit to win. Below is a listing of Tech's come-from-behind wins during that span:

DATE	OPPONENT	DEFICIT	RESULT
Dec. 29, 2006	vs. Minnesota*	31	W, 44-41 (OT)
Sept. 25, 2004	Kansas	25	W, 31-30
Sept. 18, 2004	TCU	21	W, 70-35
Oct. 1, 2011	at Kansas	20	W, 45-34
Nov. 26, 2022	Oklahoma	18	W, 51-48 (OT)
Oct. 5, 2002	at #23 Texas A&M	18	W, 48-47 (OT)
Nov. 18, 2006	Oklahoma State	17	W, 30-24
Nov. 18, 2023	UCF	14	W, 24-23
Sept. 24, 2022	#22 Texas	14	W, 37-34 (OT)
Sept. 4, 2021	vs. Houston	14	W, 38-21
Nov. 14, 2020	Baylor	14	W, 24-23
Sept. 24, 2011	Nevada	14	W, 35-34
Nov. 6, 2010	at #14 Missouri	14	W, 27-17
Nov. 29, 2008	Baylor	14	W, 35-28
Jan. 1, 2008	vs. Virginia	14	W, 31-28
Sept. 8, 2007	UTEP	14	W, 45-31
Nov. 1, 2003	Colorado	14	W, 26-21
Nov. 16, 2002	#3 Texas	14	W, 42-38
Oct. 19, 2013	at West Virginia	11	W, 37-27
Sept. 28, 2024	Cincinnati	11	W, 44-41
Nov. 24, 2017	at Texas	10	W, 27-23
Nov. 22, 2014	at Iowa State	10	W, 34-31
Oct. 5, 2013	at Kansas	10	W, 54-16
Oct. 20, 2012	at #21 TCU	10	W, 56-56 (3OT)
Sept. 3, 2011	Texas State	10	W, 50-10
Oct. 23, 2010	at Colorado	10	W, 27-24
Nov. 21, 2009	vs. Baylor	10	W, 20-13

* indicates largest come-from-behind win in FBS bowl history.

BOLD indicates a Joey McGuire-led team

ALL-TIME OVERTIME GAMES

Texas Tech is 10-8 all-time in overtime games since the NCAA began allowing games to go past regulation in 1996. Below is a listing of Texas Tech's all-time results in overtime:

DATE	OPPONENT	RESULT
Aug. 31, 2024	Abilene Christian	W, 52-51 (OT)
Sept. 2, 2023	at Wyoming	L, 33-35 (2OT)
Nov. 26, 2022	Oklahoma	W, 51-48 (OT)
Sept. 24, 2022	#22 Texas	W, 37-34 (OT)
Sept. 10, 2022	#25 Houston	W, 33-30 (2OT)
Sept. 26, 2020	#8 Texas	L, 56-63 (OT)
Oct. 12, 2019	at #22 Baylor	L, 30-33 (2OT)
Nov. 4, 2017	Kansas State	L, 35-42 (OT)
Oct. 29, 2016	at TCU	W, 27-24 (2OT)
Nov. 24, 2012	vs. Baylor	L, 45-52 (OT)
Nov. 10, 2012	Kansas	W, 41-34 (2OT)
Oct. 20, 2012	at #21 TCU	W, 56-53 (3OT)
Oct. 11, 2008	Nebraska	W, 37-31 (OT)
Dec. 29, 2006	vs. Minnesota	W, 44-41 (OT)
Sept. 9, 2006	at UTEP	W, 38-35 (OT)
Nov. 13, 2004	at #22 Texas A&M	L, 25-32 (OT)
Oct. 5, 2002	at #23 Texas A&M	W, 48-47 (OT)
Sept. 21, 2002	#16 N.C. State	L, 48-51 (OT)
Oct. 6, 2001	Kansas	L, 31-34 (2OT)



SPECIAL TEAMS NOTEBOOK

KP KNOWS KICKERS

- Texas Tech entered the 2025 season similar to a year ago when special teams coordinator Kenny Perry was splitting kicking duties between returning starter Gino Garcia and fellow senior Reese Burkhardt. The experiment resulted in Texas Tech ranking among the nation's leaders in field goal percentage after connecting on 22-of-24 team field goal attempts.
- The procedure the Red Raiders followed to start the 2024 season has returned through six weeks with a back-and-forth exchange between transfer Upton Bellenfant and returning junior Stone Harrington after the two were hard to separate during preseason camp. Bellenfant arrived at Texas Tech this offseason after finding the uprights on 18-of-21 field goal attempts in 2024 at Buffalo, where he was an All-MAC third team honoree.
- Harrington, meanwhile, was Texas Tech's backup kickoff specialist and made his first career attempt in the season opener versus Arkansas-Pine Bluff. He recorded a memorable performance at Utah, where he was 2-for-2 on field goal attempts, which included a 58-yarder just before halftime. It marked the second-longest field goal in program history, trailing only the 62-yard attempt Jonathan Garibay connected on as time expired in Texas Tech's victory over Iowa State in 2021. He was named the Big 12 Special Teams Player of the Week following the win over Houston as he connected on three of Texas Tech's five field goals, a new single-game record.
- Needless to say, Perry knows the right buttons to push at the kicker position. In fact, his kickers have made 81.0 percent of their field goal attempts since he became a quality control analyst at SMU in 2020. He was promoted to special teams coordinator at SMU in 2021 before joining Joey McGuire's charter staff at Texas Tech a year later, where he has already developed two of the top kickers in program history in Garcia and Trey Wolff.

FIELD GOAL KICKERS UNDER KENNY PERRY SINCE 2020

Year	School	FGM/FGA	Pct.
2020	SMU	17/21	80.9
2021	SMU	12/17	70.6
2022	Texas Tech	21/26	80.8
2023	Texas Tech	16/22	72.7
2024	Texas Tech	22/24	91.7
2025	Texas Tech	14/16	87.5
Tech total	--	73/88	83.0
Overall	--	102/126	81.0

COWBOY COY, THE PUNT RETURNER

- Coy Eakin has found another role in recent weeks in addition to being one of Texas Tech's top wide receivers, as he's taken over as the primary punt returner. Eakin has made four returns since moving into the role at Houston, as he's

totalled 83 yards at a 20.8 average. He had a 36-yard return against Kansas, marking the second consecutive week he's brought back a punt of at least 30 yards. He also had a 30-yard return a week earlier against Houston.

BURGESS AMONG NATION'S TOP PUNTERS

- Jack Burgess was the lone starting specialist to return this season following the departure of both place kickers, Gino Garcia and Reese Burkhardt, and four-year long snapper Jackson Knotts.
- Burgess was singled out by head coach Joey McGuire during a preseason press conference, praising him for his offseason work and a notable 5-yard distance improvement he's observed. He's been called on to punt only 17 times through the first six games of the season, as he's averaging 42.5 yards per attempt with 10 that have been downed inside the 20. Texas Tech enters this weekend ranked 28th in the FBS for net punting (42.1).

SWAT PATROL

- Texas Tech has blocked 12 kicks in the three-plus seasons under Joey McGuire and special teams coordinator Kenny Perry, which leads the Big 12 Conference since 2022 and ranks tied-sixth nationally.
- The Red Raiders got their hands on another blocked kick in the season opener versus UAPB as Mikal Harrison-Pilot knocked down the second punt of the game to give Texas Tech the ball just outside the red zone and set up a 21-yard scoring strike from Behren Morton to Terrance Carter for a 14-0 lead.
- A.J. McCarty got his hands on two punts against Kent State, marking the first time a Big 12 player had blocked a pair of kicks since Oklahoma State's Korie Black did so in its 2023 season opener against Central Arkansas. The performance alone marked the first time Texas Tech had blocked multiple kicks in the same game as a team since the Red Raiders traveled to New Mexico in 2010.
- E'Maurion Banks has been one of the Red Raiders' biggest disrupters on those lines as he has recorded one block in each of the past two seasons against UCF in 2023 and then against Arizona State a year ago. Both blocks came in pivotal moments in the second half of the two victories.

NCAA LEADERS IN BLOCKED KICKS SINCE 2022

School	Blocked Kicks
1. Notre Dame	17
2. Georgia Tech	15
3. Miami (OH)	14
4. South Carolina, Rutgers	13
6. Texas Tech, Nebraska	12
8. Bowling Green, Old Dominion, Indiana	11
11. Six different teams	10



THE HOME OF TEXAS TECH FOOTBALL



SOUTH END ZONE & WOMBLE FOOTBALL CENTER

- Texas Tech moved into the South End Zone and Dustin R. Womble Football Center in 2024, which features more than 340,000 combined square feet of space with a blend of world-class modern design and technology elements with Spanish Renaissance architecture well known on the Texas Tech campus. The \$242 million project marks the largest contiguous football facility in the country, connecting the south end zone building to the Womble Football Center and the Sports Performance Center, which opened in 2017 as Texas Tech's indoor football practice facility and indoor track and field venue.
- Joey McGuire and his staff's offices are on the second floor of the south end zone building, giving them a stunning view overlooking Cody Campbell Field at Jones AT&T Stadium. The office location places McGuire and his staff steps from each position room and the skybridge connected to the Womble Football Center where offensive and defensive breakout rooms are located as well as a team meeting space and a state-of-the-art walkthrough area on the second level.
- The Womble Football Center is a two-story building that maintains its football strength and conditioning, sports medicine and equipment areas on the main level as part of the new layout. The Red Raiders' main locker room is located in the Womble Football Center, which includes space for 120-plus athletes and modern primary designs from Hollman that are fully ventilated and contain USB charging ports and DreamSeat technology for every player.
- The second floor of the Womble Football Center features a revolutionary 4,500-plus square foot multi-purpose walkthrough area designed for large-scale indoor team strategy implementation, instruction and technique evaluation only a few steps from the team meeting space and position rooms. The space boasts a 25-by-20 yard turf surface in front of a 70-foot wide by 10.5-foot high LED screen that will be the largest in both college football and the NFL for walkthrough areas. The LED screen will allow Texas Tech's coaches to simulate an opponent's formation and scheme, giving the Red Raiders real-time feedback through the advanced technology during game preparations.

- Texas Tech now boasts a 15,000-square-foot, two-level weight room, one of the largest in college football. The weight room area is located in the southwest corner of the Womble Football Center, giving the Red Raiders direct access into the Sports Performance Center and the outdoor practice fields.
- The entire facility significantly upgraded the amenities provided to the Red Raiders on a daily basis, notably with a two-story players' lounge, the "Uncommon Man" barber shop, a state-of-the-art hydrotherapy recovery suite and a primary 12,000-square-foot locker room located in the Womble Football Center.
- The Red Raiders enter Jones AT&T Stadium each gameday through the Gary Petersen Field Club, a 12,000-square-foot premium space that is among the first of its kind in college football. It is one of several new premium areas as Texas Tech has added 17 new luxury suites to go along with 500 club and loge box seats and two spacious party decks.
- The opening of the South End Zone Building to Jones AT&T Stadium officially closed The Campaign for Fearless Champions, one of the most-successful fundraising initiatives in university history that raised more than \$500 million to transform Texas Tech's athletic facilities across every sport, while also pouring resources into the student-athlete experience through scholarship endowments and the creation of the J.T. and Margaret Talkington Office of Student-Athlete Development.
- In addition to the large-scale construction, Texas Tech also enhanced its gameday experience as part of the project, adding nine LED displays through Daktronics as well as a state-of-the-art sound system by Clair Audio, a national leader in large venue audio production. The added LED displays include the main videoboard on the north end of the stadium, expanding it to 37-feet high by 136-feet wide in size with 10-millimeter pixel spacing for excellent image clarity and contrast. Texas Tech also constructed two new video displays atop its south end zone measuring 28-feet high by 48-feet wide, featuring content zoning abilities that are already a staple of the north end zone videoboard. All three new videoboards feature 10mm pixel pitch, providing every fan in the 60,000-plus seat stadium with the highest resolution display in college football.

JONES AT&T STADIUM
STADIUM QUICK FACTS

First Game	Nov. 29, 1947
Result	Tech 14, Hardin Simmons 6
All-Time Stadium Record	282-155-6
First Game on Artificial Turf	Sept. 12, 1970
Result	Tech 21, Tulane 14
Capacity	60,229
Surface (Year of Instillation)	Hellas Matrix Helix (2023)
Luxury Suites	102
Club Seats	1,644
Winning Seasons	62

LARGEST CROWDS IN HISTORY

Attend	Game	Season
61,836	Tech vs. Oklahoma State	2013
61,283	Tech vs. TCU	2015
60,997	Tech vs. Texas State	2013
60,975	Tech vs. Texas	2022
60,961	Tech vs. Texas	2014
60,901	Tech vs. Oklahoma State	2017
60,879	Tech vs. Texas	2012
60,803	Tech vs. Texas	2016
60,800	Tech vs. Oklahoma	2012
60,778	Tech vs. Central Arkansas	2014
60,705	Tech vs. Baylor	2022
60,478	Tech vs. Oklahoma	2016
60,454	Tech vs. Oklahoma	2018
60,454	Tech vs. Texas	2018
60,454	Tech vs. Texas	2010
60,454	Tech vs. Oklahoma State	2010
60,277	Tech vs. Arkansas	2014
60,229	Tech vs. Oregon State	2025
60,229	Tech vs. Kent State	2025
60,229	Tech vs. Arkansas-Pine Bluff	2025
60,229	Tech vs. Abilene Christian	2024
60,229	Tech vs. Cincinnati	2024
60,229	Tech vs. Baylor	2024
60,229	Tech vs. Colorado	2024
60,097	Tech vs. Stephen F. Austin	2016
60,073	Tech vs. Sam Houston State	2015
59,260	Tech vs. Iowa State	2011
59,014	Tech vs. Oklahoma	2014
58,955	Tech vs. New Mexico	2012
58,795	Tech vs. Arizona State	2024

TEXAS TECH COACHING STAFF



KENNY PERRY

Assoc. HC/Special Teams Coordinator
4th Season at Tech
Game Day Location: Sideline

Career Breakdown: Perry, a legendary high school head coach in the DFW metroplex, had one of the nation's top running backs in 2024 with Tahj Brooks, who went on to become Tech's all-time leading rusher

and a sixth round pick of the Cincinnati Bengals in the 2025 NFL Draft. Perry spent the previous three seasons serving as Tech's running backs coach.



MACK LEFTWICH

Offensive Coordinator/Quarterbacks
1st Season at Tech
Game Day Location: Sideline

Career Breakdown: One of the top young play-callers in the country, Leftwich arrived to Texas Tech following two seasons at Texas State. The Bobcats' offense ranked nationally in the top 15 both seasons, leading the Sun Belt in scoring, finishing seventh in the FBS in 2023 and then 11th in 2024. Leftwich is credited with helping discover Cameron Ward, the No. 1 pick in the 2025 NFL Draft who began his career at Incarnate Word. Leftwich was on the staff from 2018-22.




SHIEL WOOD

Defensive Coordinator/ILB Coach
1st Season at Tech
Game Day Location: Sideline

Career Breakdown: Wood arrives to Lubbock after one season in the same role at conference foe Houston. One of the top up-and-coming defensive coaches in the country, Wood's defenses have ranked inside the top 35 for total defense since 2021. His previous stops include Army (2020-21), Troy (2022) and Tulane (2024). Opposing offenses have averaged less than 23.0 ppg against his units since his promotion to play-caller at Army his final year there.

TEXAS TECH SUPPORT STAFF

Head Strength & Conditioning Coach	Lance Barilow (4th Season)
Associate A.D./Football Admin.	Antonio Huffman (7th Season)
Director of Player Personnel	James Blanchard (4th Season)
Director of Football Operations	Quintin Jordan (4th Season)
Director of Player Development	Dave Martin (4th Season)
Director of Player Support/NFL Liaison	Sammy Morris (5th Season)
Senior Defensive Analyst	Jack Teachey (1st Season)
Asst. Special Teams Coordinator	Ryan Conry (4th Season)
Asst. Secondary Coach	Jah'Shawn Johnson (4th Season)
Asst. OL Coach	Jackson Kimble (2nd Season)
Asst. Defensive Line Coach	Cole Maxwell (3rd Season)
Asst. Quarterbacks Coach	Lindsey Scott Jr. (1st Season)
Defensive Asst. (DBs)	Collin Shank (1st Season)
Offensive Asst. (WRs)	Xavier White (1st Season)
Asst. Inside Linebackers Coach	Taylor Young (2nd Season)
Sr. Assoc. S&C Coach	Aaron Hall (4th Season)
Assoc. S&C Coach	Brandyn Musgrave (4th Season)
Asst. S&C Coach	Dalton Elliott (1st Season)
Asst. S&C Coach	Brandon Stevenson (1st Season)
Coord. of FB Performance/Analytics	Josh Haverfield (4th Season)
Director of Football Nutrition	Gentry Hicks (3rd Season)
Assistant Football Dietitian	Carly Ponder (1st Season)
Director of Scouting	Sean Kenney (4th Season)
Director of Player Personnel	Brian Nance (4th Season)
Assoc. Dir. of Scouting	Wesley Harwell (2nd Season)
Dir. of Recruiting Operations	Kate Eberhardt (5th Season)
Dir. of Admin and Operations	Preslee Quisenberry (4th Season)
Assistant A.D./Equipment Operations	Zane Perry (26th Season)
Head Football Equipment Manager	Cayman Ancell (9th Season)
Asst. Equipment Manager	Roger Lira (10th Season)
Asst. Equipment Manager	Austin Nettles (3rd Season)
Director of Football Video	Eric Gerald (10th Season)
Video Coordinator	Jacob Chavarria (4th Season)
Asst. Video Coordinator	Ren Brown (2nd Season)
On-Campus Recruiting Coord.	Katie Meade (1st Season)



JOSH COCHRAN

Running Game Coord./Tight Ends Coach
4th Season at Tech
Game Day Location: Pressbox

Career Breakdown: Cochran shifted over to coach the tight ends under Joey McGuire after spending the previous two seasons as the co-offensive coordinator and offensive line coach at Austin Peay. Cochran, who was named in July 2022 to Dave Campbell's Texas Football "40 under 40" coaches list, is a one-time THSCA member as he began his career in the prep ranks at Lindale High School in East Texas.



JUSTIN JOHNSON

Asst. HC/Passing Game Coord./WR Coach
3rd Season at Tech
Game Day Location: Sideline

Career Breakdown: Johnson, nicknamed "Coach Juice" throughout his career, arrived in Lubbock after a three-year stint at Baylor. Johnson oversaw the running backs room at both Baylor and then Houston, his alma mater, in 2019, but returns to coaching wide receivers with the Red Raiders. He previously was the wide receivers coach at Kansas in 2018, the same position he starred at during his own four-year career at Houston.



CLAY MCGUIRE

Offensive Line Coach
2nd Season at Tech
Game Day Location: Sideline

Career Breakdown: McGuire (no relation to Joey McGuire) returned to his alma mater following two seasons as the offensive line coach at Washington State, his second stint with the Cougars after serving in a similar capacity for six years under Mike Leach from 2012-17. Texas Tech stalwart tackle Caleb Rogers was the first Red Raider to hear his name called in the 2025 NFL Draft as the Las Vegas Raiders took him 98th overall in the third round.



GARRET MCGUIRE

Running Backs Coach
1st Season at Tech
Game Day Location: Pressbox


Career Breakdown: This season will mark McGuire's fifth year at either the collegiate or professional level and first overseeing the running backs position. He was previously the wide receivers coach at Nebraska (2023-24) after starting his career with the Carolina Panthers as a coaching assistant in 2021.



C.J. AH YOU

Outside Linebackers Coach
4th Season at Tech
Game Day Location: Sideline

Career Breakdown: Ah You mentored Tyree Wilson to first team All-America honors during his debut season on the Red Raider staff as Texas Tech, behind Wilson the Red Raiders ranked in the top 20 nationally for tackles for loss. His hiring marked his return to the Big 12 where he previously starred at Oklahoma (2005-06) before enjoying a six-year NFL career with the St. Louis Rams.



ZARNELL FITCH

Defensive Line Coach
4th Season at Tech
Game Day Location: Sideline

Career Breakdown: Fitch, another one-time Texas High School Coaches Association member, is no stranger to the Big 12 as he previously served in a similar role at TCU prior to his arrival in Lubbock. Fitch has mentored 13 players who have earned All-Big 12 honors during his career, a list that features Texas Tech's Tony Bradford Jr. and Jaylon Hutchings, who were one of only three FBS duos to record at least 30 pressures each in 2022.



ROB GREENE

Safeties Coach
1st Season at Tech
Game Day Location: Pressbox

Career Breakdown: Greene arrived to Texas Tech following two seasons at Tulane where the Green Wave combined for 20 wins and played for two American Athletic Conference titles. This is Greene's third stint working alongside defensive coordinator Shiel Wood as the two were previously on staff together at Wofford in 2017 and Tulane in 2023.



DARCEL MCBATH

Cornerbacks Coach
1st Season at Tech
Game Day Location: Sideline

Career Breakdown: One of the top defensive backs in Tech history, McBath enters his first season (second overall) with the Red Raiders as their cornerbacks coach after being promoted from analyst during the 2024 season. A longtime assistant under the last Mike Leach, McBath returns to his alma mater following four seasons at Mississippi State (2020-23) and two additional years in a similar capacity at Washington State (2018-19).

TEXAS TECH SPORTS MEDICINE

Associate A.D./Head Athletic Trainer	Michael Ramirez (9th Season)
Associate Athletic Trainer	Dillon Barron (1st Season)
Assistant Athletic Trainer	Steven Lapso (5th Season)
Assistant Athletic Trainer	Erika Dean (3rd Season)
Assistant Athletic Trainer	Addison Tower (1st Season)
Sr. Assoc. AD/S-A Health & Wellness	Grant Stovall (13th Season)
Medical Director/Head Orthopedic Surgeon	Dr. Kevin Crawford (20th Season)
Head Team Physician	Dr. Michael Phy (19th Season)
Asst. AD/Psychological Health & Perform.	Dr. Weston Durham (2nd Season)

TEXAS TECH GAME SEVEN DEPTH CHART

OFFENSE

QB	2	Behren Morton	6-2	210	Sr.-3L
	15	Will Hammond	6-2	210	Fr.-RS
	12	Mitch Griffis	6-0	195	Sr.-TR
RB	8	Cameron Dickey	5-10	215	So.-1L
	-or- 20	J'Koby Williams	5-10	185	So.-1L
	23	Adam Hill	6-1	230	Fr.-RS
TE	9	Johncarlos Miller II	6-5	240	Sr.-1L
	-or- 7	Terrance Carter Jr.	6-2	245	Jr.-TR
	89	Jason Llewellyn	6-5	255	Jr.-1L
X	1	Reggie Virgil	6-3	190	Sr.-TR
	14	Micah Hudson	6-0	200	So.-1L
	17	Leyton Stone	6-3	200	Fr.-HS
SLOT	3	Coy Eakin	6-2	210	Jr.-2L
	6	Kelby Valsin	6-1	195	So.-1L
Z	5	Caleb Douglas	6-4	205	Sr.-1L
	4	T.J. West	6-1	195	So.-SQ
LT	79	Howard Sampson	6-8	340	Jr.-TR
	65	D'Anthis Upshaw Jr.	6-5	305	Fr.-RS
LG	76	Will Jados	6-7	305	Sr.-TR
	71	Vinny Sciury	6-4	295	Sr.-RS
C	72	Sheridan Wilson	6-5	300	Jr.-1L
	52	Cash Cleveland	6-2	305	So.-TR
RG	56	Davion Carter	6-0	295	Sr.-1L
	74	Daniel Sill	6-5	310	So.-SQ
RT	70	Jacob Ponton	6-8	305	Fr.-RS
	57	Hunter Zambrano	6-5	310	Sr.-TR

DEFENSE

END	31	David Bailey	6-3	250	Sr.-TR
	11	Charles Esters III	6-3	270	Sr.-2L
	94	Braylon Rigsby	6-2	275	So.-1L
NG	2	Lee Hunter	6-4	330	Sr.-TR
	51	Jayden Cofield	6-2	330	So.-1L
	8	E'Maurion Banks	6-5	300	Sr.-2L
DT	0	Skyler Gill-Howard	6-1	290	Sr.-TR
	-or- 33	A.J. Holmes Jr.	6-3	300	Jr.-TR
	88	Amier Washington	6-3	270	So.-1L
DOG	9	Romello Height	6-3	240	Sr.-TR
	18	Terrell Tilmon	6-5	240	Sr.-2L
	32	Cheta Ofili	6-4	240	Fr.-RS
MIKE	13	Ben Roberts	6-3	240	Jr.-2L
	3	Bryce Ramirez	6-2	235	Sr.-3L
	45	Brock Golwas	6-1	235	Fr.-HS
WILL	10	Jacob Rodriguez	6-1	235	Sr.-2L
	6	John Curry	6-2	235	So.-1L
	40	Wesley Smith	5-10	220	Jr.-2L
STAR	6	John Curry	6-2	235	So.-1L
	1	A.J. McCarty	6-0	195	Sr.-1L
CB	14	Brice Pollock	6-0	195	Jr.-TR
	27	Amier Boyd	6-2	190	Jr.-TR
SS	7	Brenden Jordan	6-0	205	Jr.-2L
	17	Peyton Morgan	6-0	180	Fr.-RS
	15	Oliver Miles III	6-2	190	Fr.-RS
FS	5	Cole Wisniewski	6-4	220	Sr.-TR
	24	Malik Esquerra	6-3	205	Fr.-RS
CB	20	Dontae Balfour	6-1	185	Sr.-TR
	4	Maurion Horn	5-11	190	Jr.-2L

SPECIAL TEAMS

P	41	Jack Burgess	6-3	210	Sr.-1L
	37	Ian Hershey	5-11	190	Jr.-TR
K	27	Upton Bellenfant	6-1	190	Jr.-TR
	-or- 48	Stone Harrington	6-3	200	Jr.-1L
	37	Ian Hershey	5-11	190	Jr.-TR
LS	47	Rylan Vagana	6-0	215	Fr.-RS
	89	Jason Llewellyn	6-5	255	Jr.-1L
	19	Haydon Wiginton	5-11	190	Sr.-1L
KO	48	Stone Harrington	6-3	200	Jr.-1L
H	41	Jack Burgess	6-3	210	Sr.-1L
	2	Behren Morton	6-2	210	Sr.-3L
	19	Haydon Wiginton	5-11	190	Sr.-1L
KR	14	Micah Hudson	6-0	200	So.-1L
	20	J'Koby Williams	5-10	185	So.-1L
	21	Tristian Gentry	6-0	180	Fr.-HS
PR	3	Coy Eakin	6-2	210	Jr.-2L
	21	Tristian Gentry	6-0	180	Fr.-HS
	20	J'Koby Williams	5-10	185	So.-1L

WEEKLY AVAILABILITY REPORT

Beginning with the 2025-26 season, the Big 12 Conference will publicly provide player availability reports for all Conference games in football, men's basketball, and women's basketball. Approved by all member institutions, the policy will include updates in the days leading up to each game, as well as a final report 90 minutes prior to kickoff.

Big 12 football programs will be required to submit daily reports beginning three days before each game. All reports will be housed exclusively at Big12Sports.com. For football, student-athletes must be designated as available, probable, questionable, doubtful, or out.



OFFENSIVE DEPTH CHART: NOTES

<div>LEFT TACKLE</div> <div>79 HOWARD SAMPSON Jr. 6-8 340</div> <div><ul style="list-style-type: none">A transfer from North Carolina dubbed by ESPN as the No. 2-ranked OT in the transfer portal, where he played one season, starting all 12 games at left tackle. Sampson's favorite movie of all time is Ratatouille because, as he says, "that lil rat has some power." Soccer is his second-favorite sport.</div> <div>65 D'ANTHIS UPSHAW R-Fr. 6-5 305</div> <div><ul style="list-style-type: none">Did not see any playing time in 2024 as he was primarily a member of the scout team. Attended Irving HS in the DFW metroplex, where he starred on both the offensive and defensive lines.</div>	<div>LEFT GUARD</div> <div>76 WILL JADOS Sr. 6-7 305</div> <div><ul style="list-style-type: none">Arrives to Lubbock via Miami (Ohio) where he was the starter at left tackle the past three seasons. During that time, Jados only allowed nine sacks in 1,124 pass-blocking opportunities. His high school, Westerville Central, celebrated its first graduating class in 2006.</div> <div>71 VINNY SCIURY R-Sr. 6-4 295</div> <div><ul style="list-style-type: none">Appeared in only two games in first year at Tech in 2024, both starts, before suffering a season-ending injury at Washington State (9/7). Was Texas Tech's starter at left guard up until that point. Had not previously used a redshirt.</div>	<div>CENTER</div> <div>72 SHERIDAN WILSON Jr. 6-5 300</div> <div><ul style="list-style-type: none">His father, Jon Wilson, was a four-year starter (DL) for Auburn from 1988-91 under Hall of Fame Coach and AD, Pat Dye, who Auburn named its field after in 2005. "Sheri" as he's referred to by his teammates, started all 13 games last season at center.</div> <div>52 CASH CLEVELAND So. 6-2 305</div> <div><ul style="list-style-type: none">Arrived at Texas Tech following one season at Colorado. Earned Freshman All-America honors from the likes of On3, 247Sports and Pro Football Focus and became the first Colorado true freshman walk-on to start at center for the Buffaloes in school history.</div>	<div>RIGHT GUARD</div> <div>56 DAVION CARTER S-Sr. 6-0 295</div> <div><ul style="list-style-type: none">Started 12 of 13 games at right guard last season in his first season with Tech. This offseason, Carter bench pressed 425 lbs and squatted 655 lbs. According to PFF, he was Tech's second-highest graded o-lineman. From Pearl, Miss.; a member of Pearl's 2017 6A state championship team.</div> <div>74 DANIEL SILL So. 6-5 310</div> <div><ul style="list-style-type: none">Made his collegiate debut in the 2024 season-opener versus Abilene Christian. Attended high school at A&M Consolidated and was listed No. 58 among OTs in the country by ESPN. He chose Texas Tech over Baylor, Rice, Stanford, Utah, and Washington State.</div>	<div>RIGHT TACKLE</div> <div>70 JACOB PONTON R-Fr. 6-8 305</div> <div><ul style="list-style-type: none">Made his first career start in the 2024 Liberty Bowl and became the first TTU true freshman offensive lineman to make a start since Caleb Rogers (2020). Was considered a 4-star prospect by On3 and listed as the nation's No. 15 OT prospect. Owned the weight room this offseason, going from 280 to 305.</div> <div>57 HUNTER ZAMBRANO S-Sr. 6-5 310</div> <div><ul style="list-style-type: none">Started his career in 2020 at Illinois State (FCS), playing in 30 games with 26 starts before redshirting in 2024. Born and raised in Fort Lauderdale, Fla., Zambrano is an avid fisherman and says he's one of the best ping pong players on the team.</div>
<div>WIDE RECEIVER (Slot)</div> <div>3 COY EAKIN Jr. 6-2 210</div> <div><ul style="list-style-type: none">Played in all 13 games, making 12 starts in 2024, ranking third on the team after catching 49 passes for 652 yards and a team-leading 7 TDs. Switched to the No. 3 jersey this season, which is reserved for the player who best represents the standards of "The Brand" on both sides of the ball.</div> <div>6 KELBY VALSIN So. 6-1 195</div> <div><ul style="list-style-type: none">Appeared in 12 of 13 games either on special teams or as a wide receiver in 2024. Attended Bowie High School in his hometown of Arlington, Texas ... one of the top wide receiver prospects in the state of Texas. Considered a three-star prospect by the likes of 247Sports, Rivals, ESPN and On3.com</div>	<div>WIDE RECEIVER (Y)</div> <div>1 REGGIE VIRGIL Sr. 6-3 190</div> <div><ul style="list-style-type: none">A transfer from Miami (Ohio), Virgil is a true fourth-year senior having played in 36 games the past three seasons. Coming off a breakout year with the Redhawks, where he caught 41 passes for 816 yards and 9 TDs. Considers himself one of the best bowlers on the team.</div> <div>14 MICAH HUDSON So. 6-0 200</div> <div><ul style="list-style-type: none">Appeared in eight games with one start (Washington State) as he battled injuries throughout the season. Caught 8 passes for 123 yards overall with a reception in five different games.</div>	<div>WIDE RECEIVER (Z)</div> <div>5 CALEB DOUGLAS Sr. 6-4 205</div> <div><ul style="list-style-type: none">Coming off a breakout year in his first season with Texas Tech. Finished as Tech's second-leading receiver after catching 60 passes for 877 yards and 6 TDs - easily the highest single-season numbers of his career. His father, Cedric, played quarterback at both Vanderbilt and Texas Southern.</div> <div>4 T.J. WEST So. 6-1 195</div> <div><ul style="list-style-type: none">Primarily a scout team member that saw action in two games last season against UNT (9/14) and the AutoZone Liberty Bowl (12/27). Houston native and attended Humble HS. Closed his senior season with 41 receptions for 685 yards and 8 TDs.</div>	<div>TIGHT END</div> <div>9 JOHNCARLOS MILLER II Sr. 6-5 240</div> <div><ul style="list-style-type: none">Returns to Tech for his 2nd season after catching 10 passes for 122 yards and three touchdowns (1 of 5 Red Raiders with three or more TDs).</div> <div>7 TERRANCE CARTER JR. Jr. 6-2 245</div> <div><ul style="list-style-type: none">Coming off a 2024 season in which he earned All-Sun Belt first team honors with Louisiana, where he played his first three seasons. A receiver trapped in a tight end's body, "TC" as his teammates call him, enjoys trail riding when he's not playing football. Snagged a career single-game high 2 TDs vs UABP.</div>	
<div>QUARTERBACK</div> <div>2 BEHREN MORTON Sr. 6-2 210</div> <div><ul style="list-style-type: none">Ranks sixth in the Texas Tech record book for career completions (678), sixth for career touchdown passes (62), sixth for career pass attempts (1,083), and seventh for career passing yards (7,619). Will have the opportunity this season to become the fourth Red Raider in program history to throw for 10,000 career passing yards, joining a prestigious list that includes Graham Harrell (15,793), Kliff Kingsbury (12,429), and Patrick Mahomes II (11,252). The Red Raiders boast a 18-4 record since the start of the 2023 season in games Morton starts and finishes, which includes a 12-3 mark at home. Became the first Red Raider quarterback to start all 12 regular-season games last season since Mahomes II's final year in 2016. Completed 63.3 percent of his passes on the season (295-of-466), throwing for 3,335 passing yards and 27 touchdowns to only 8 interceptions. He owns six donkies on his farm back home named Blondie, Joseph, Lefty, Mark, Mary, and Pancho.</div> <div>15 WILL HAMMOND R-Fr. 6-2 210</div> <div><ul style="list-style-type: none">Made his first career start at the 2024 Liberty Bowl with high-leverage experience being thrust into the Red Raiders' Oct. 26 contest at TCU, playing the entirety of the second half due to an injury suffered by Behren Morton late in the second quarter. Also saw time in two other games last season that Texas Tech won by large margins (UNT/WVU). Was a consensus four-star prospect by the likes of Rivals, 247Sports, ESPN, and On3 - ranked as high as No. 13 nationally among quarterbacks by both Rivals and On3, as well as 14th by 247Sports and 15th by ESPN. Named one of 10 finalists for the Mr. Texas Football High School Player of the Year Award presented by Dave Campbell's Texas Football. Was the state's leading passer as a senior after completing 61.3 percent of his passes for 3,901 yards and 35 touchdowns, while rushing for an additional 1,077 yards and 19 touchdowns.</div>		<div>RUNNING BACK</div> <div>8 CAMERON DICKEY So. 5-10 215</div> <div><ul style="list-style-type: none">"Cam" was one of three Texas Tech true freshmen in 2024 to not redshirt and play more than the maximum four games to retain one. Appeared in 12 of 13 games, splitting backup duties behind Tahj Brooks for most of the season with fellow true freshman running back J'Koby Williams. Touted as one of the most prolific athletes in Austin ISD history, out of Crockett High School. Played both ways throughout a four-year varsity career, while also serving as punter. On offense, he primarily played quarterback, combining for 2,963 passing yards and 33 touchdowns, while also rushing for 4,065 yards and 61 touchdowns over his four seasons. Helped lead his high school to its first playoff win in 26 years during his senior season. In his first career start in the 2025 season opener vs UAPB, Dickey rushed for a career-high 90 yards on 13 carries with one touchdown, leading a group of Red Raiders that rushed for a team total 294 yards.</div> <div>20 J'KOBY WILLIAMS So. 5-10 185</div> <div><ul style="list-style-type: none">Joined his counterpart Cameron Dickey as one of three true freshmen to not redshirt as he appeared in 10 games, making one start, which came in the Autzone Liberty Bowl. In that bowl game, Williams gained 123 yards on 15 carries, including one touchdown (54-yard run) and added four catches for 32 yards. Williams was recognized as the Offensive Player of the Game (visiting team) for the AutoZone Liberty Bowl. Despite coming from a 2A high school, Williams was tabbed a four-star prospect by On3, ranking 27th nationally among running backs and at No. 55 among prospects from the state of Texas. Chose Texas Tech over the likes of Baylor, Houston, LSU, Michigan, SMU, TCU, Texas, and UCF, and others.</div>		



DEFENSIVE DEPTH CHART: NOTES

TACKLE

0 SKYLER GILL-HOWARD
Sr. | 6-1 | 290

• Started his career at D-II Upper Iowa in 2021 before transferring to NIU (FCS) the following season. A stellar junior season saw him post 76 tackles (41 solo), including 11.5 TFLs and 5.5 sacks. Gil-Howard is 1 of 2 players on the team from Wisconsin. Owns a hairless sphynx cat named "Loco."

33 A.J. HOLMES JR.
Jr. | 6-3 | 300

• Arrives to Lubbock with some familiarity on defense after playing under new defensive coordinator Shiel Wood in 2024, where he started all 12 games at DT. Coming off a single-season career highs in tackles (40) and TFLs (8.5). The "A" in A.J. stands for Anthony.

NOSE

2 LEE HUNTER
Sr. | 6-4 | 330

• Began his career at Auburn (2021) before going to UCF when Guz Malzahn accepted the Knights' job. Rated by ESPN as the No. 2-ranked DT in the transfer portal and named the top returning interior defensive lineman in the Big 12 by PFF. Nickname is "The Fridge" and enjoys trash talking/trolling.

51 JAYDEN COFIELD
So. | 6-2 | 330

• Appeared in all 13 games in 2024, recording two starts - at Washington State (9/7) and the Liberty Bowl (12/27). Enters this season having put on an extra 20 lbs during the offseason.

END

31 DAVID BAILEY
Sr. | 6-3 | 250

• Among the most disruptive edge players in college football with 22.5 tackles for loss and 14.5 sacks during his three seasons at Stanford. Ranked as the highest-rated returning edge player by PFF with a 90.9 grade last season. Does not wear gloves because he wants to feel as light as possible when playing.

11 CHARLES ESTERS III
Sr. | 6-3 | 270

• After missing the first four games last year, Esters III became a regular starter at OLB, playing in all nine games the rest of the way. Capped off the year recording 18 tackles (five solo), including 2 TFLs and half a sack. He goes by the nickname "Chuck."

DOG

9 ROMELLO HEIGHT
Sr. | 6-3 | 240

• Appeared in all 12 games in his only season with Georgia Tech last season - Auburn (2020-21), USC (2022-23). Ranked as the No. 2 OLB in the transfer portal by ESPN. Height, who is from Dublin, Ga., opened his season in 2024 playing in Dublin, Ireland as GT defeated Florida State, 24-21.

18 TERRELL TILMON
Sr. | 6-5 | 240

• Ended the 2024 season at the AutoZone Liberty Bowl with his first career start in his 39th career game. Emerged late in 2024 as a top pass rusher. Entering third season at Tech after first two years at Oregon.

WILL

10 JACOB RODRIGUEZ
Sr. | 6-1 | 235

• Tabbed the 2025 Big 12 Preseason Defensive Player of the Year. Rodriguez was 1 of 7 players on the team to start all 13 games last year, leading the team with 127 tackles (77 solo), 10.5 TFLs, and 5 sacks. Preseason Lombardi, Bednarik, Butkus, and Bronko Nagurski watch list honoree entering 2025.

6 JOHN CURRY
So. | 6-2 | 235

• Born in Lubbock to Red Raider parents Ryan and Jolee Luce. Ryan was on the football and track teams (1999-01) while his mother was a standout WBB player under Marsha Sharp (2000-04). Started his career at 195 lbs, then moved up to 225 lbs in his second season, and enters his 3rd year at 235 lbs.

MIKE

13 BEN ROBERTS
Jr. | 6-3 | 240

• Followed up his freshman All-American season by starting all 13 games in 2024, being 1 of 5 players on defense to do so. Ranked 2nd behind Jacob Rodriguez in tackles with 83 (38 solo), including 4.5 TFLs.

3 BRYCE RAMIREZ
S-Sr. | 6-2 | 235

• 2025 marks the second-straight season Ramirez is a team captain. Limited to only seven games in 2024 after missing the final six contests due to a complication from his previous 2022 injury. Recorded 4 tackles including 1st career sack vs UAPB.

STAR

6 JOHN CURRY
So. | 6-2 | 235

• Born in Lubbock to Red Raider parents Ryan and Jolee Luce. Ryan was on the football and track teams (1999-01) while his mother was a standout WBB player under Marsha Sharp (2000-04). Started his career at 195 lbs, then moved up to 225 lbs in his second season, and enters his 3rd year at 235 lbs.

1 A.J. MCCARTY
Sr. | 6-0 | 195

• Appeared in all 13 games, making 11 starts in 2024. Recorded 32 tackles on the season (20 solo), including 6.5 TFLs and a shared sack. He ranked second on the team in tackles for loss, trailing only linebacker Jacob Rodriguez (10.5). The "A" in A.J. stands for Adonis.

CORNERBACK

20 DONTAE BALFOUR
Sr. | 6-1 | 185

• Spent his first two seasons (2021-22) of collegiate career at North Carolina and the next two at Charlotte (2023-24). Started at cornerback in all 12 games in 2024, serving as a game captain in six of those. Grew up in Starke, Fla., which is about 45 minutes SW of Jacksonville. His favorite cornerback growing up was Jalen Ramsey.

4 MAURION HORN
Jr. | 5-11 | 190

• Was 1 of 2 defensive backs last season to start in all 13 games and 1 of 7 on both sides of the ball to do so. Finished fourth on the team with 56 total tackles (31 solo), including 3 TFLs. A consensus 4-star recruit by 247Sports, Rivals and ESPN, Texas Tech was his first offer.

STRONG SAFETY

7 BRENDEN JORDAN
Jr. | 6-0 | 205

• Appeared in all 13 games in 2024, making two starts - at Iowa State and the Autozone Liberty Bowl. Ranked sixth on the team with 36 tackles (18 solo) to go along with three pass breakups in the secondary. Recorded his first interception on the roof at Houston this season.

17 PEYTON MORGAN
R-Fr. | 6-0 | 180

• Appeared in two games late in the season at Oklahoma State and against Arkansas in the AutoZone Liberty Bowl. A top-100 recruit by On3, coming in at No. 82 overall and No. 7 among safeties nationally. Texas Tech was his first offer.

FREE SAFETY

5 COLE WISNIEWSKI
Sr. | 6-4 | 220

• Arrived at Texas Tech following five years at FCS powerhouse North Dakota State with two national championships during that span (2021, 2024). Missed the entire '24 season with a foot injury he suffered during summer workouts. Lettered on the high school cheer team one year for being the mascot.

24 MALIK ESQUERRA
R-Fr. | 6-3 | 205

• Utilized his redshirt in 2024 before appearing in the final two games of the season against West Virginia (11/30) and the AutoZone Liberty Bowl. Towards the final month of the year, Esquerra made himself onto the two-deep, listed as C.J. Baskerville's backup.

CORNERBACK

14 BRICE POLLACK
Jr. | 6-0 | 195

• Began his collegiate career at Mississippi State (2023-24), where he appeared in 11 games (3 starts) as a true freshman before starting all 12 games at corner last season. Previously was recruited by and played for Texas Tech cornerbacks coach Darcel McBath. Leads the Red Raiders' secondary with 3 INTs.

27 AMIER BOYD
Jr. | 6-2 | 190

• Spent the first three seasons of his career at UTEP (2022-24), seeing action in 20 games with five career starts. Four of those came in 2024, where he played in nine games with 16 tackles, 1 TFL, 2 INTs, 3 pass breakups, 1 FF, and 1 FR. Favorite childhood memory is going to Disney World with his grandpa.

NUMERICAL ROSTER

NO	PLAYER	POS	HT	WT	YR-EX	HOMETOWN (HIGH SCHOOL)
0	Skyler Gill-Howard	DL	6-1	290	Sr-TR	Milwaukee, Wis. (Greenfield)
0	Quinten Joyner	RB	5-11	215	So-TR	Austin, Texas (Manor)
1	A.J. McCarty	S	6-0	195	Sr-1L	Brownwood, Texas (Brownwood)
1	Reggie Virgil	WR	6-3	190	Sr-TR	Apopka, Fla. (Mount Dora Christian Academy)
2	Lee Hunter	DL	6-4	330	Sr-TR	Mobile, Ala. (Blount)
2	Behren Morton	QB	6-2	210	Sr-3L	Eastland, Texas (Eastland)
3	Coy Eakin	WR	6-2	210	Jr-2L	Stephenville, Texas (Stephenville)
3	Bryce Ramirez*	LB	6-2	235	Sr-3L	Missouri City, Texas (George Ranch)
4	Maurion Horn	CB	5-11	190	Jr-2L	Broken Arrow, Okla. (Broken Arrow)
4	T.J. West	WR	6-1	195	So-SQ	Houston, Texas (Humble)
5	Caleb Douglas	WR	6-4	205	Sr-1L	Missouri City, Texas (Hightower)
5	Cole Wisniewski	S	6-4	220	Sr-TR	Sparta, Wis. (Sparta)
6	John Curry	LB	6-2	235	So-1L	Lubbock, Texas (Coronado)
6	Kelby Valsin	WR	6-1	195	So-1L	Arlington, Texas (Bowie)
7	Terrance Carter Jr.	TE	6-2	245	Jr-TR	Killeen, Texas (Harker Heights)
7	Brenden Jordan	S	6-0	205	Jr-2L	Mansfield, Texas (Mansfield)
8	E'Maurion Banks	DL	6-5	300	Sr-2L	Wichita Falls, Texas (Rider)
8	Cameron Dickey	RB	5-10	215	So-1L	Austin, Texas (Crockett)
9	Romello Height	OLB	6-3	240	Sr-TR	Dublin, Ga. (Dublin)
9	Johncarlos Miller II	TE	6-5	240	Sr-1L	Greensboro, N.C. (Dudley)
10	Lloyd Jones III	QB	6-4	215	Fr-HS	Hitchcock, Texas (Hitchcock)
10	Jacob Rodriguez	LB	6-1	235	Sr-2L	Wichita Falls, Texas (Rider)
11	Charles Esters III	OLB	6-3	270	Sr-2L	Cedar Hill, Texas (Cedar Hill)
11	Tyson Turner	WR	6-2	215	Fr-RS	Bryan, Texas (Bryan)
12	Mitch Griffis	QB	6-0	195	Sr-TR	Ashburn, Va. (Broad Run)
12	Macho Stevenson	CB	6-1	190	So-1L	Shreveport, La. (Captain Shreve)
13	Price Morgan	WR	5-11	190	Jr-RS	Round Rock, Texas (Pflugerville Weiss)
13	Ben Roberts	LB	6-3	240	Jr-2L	Haslet, Texas (Eaton)
14	Micah Hudson	WR	6-0	200	So-1L	Temple, Texas (Lake Belton)
14	Brice Pollock	CB	6-0	195	Jr-TR	Snellville, Ga. (Shiloh)
15	Will Hammond	QB	6-2	210	Fr-RS	Austin, Texas (Hutto)
15	Oliver Miles III	S	6-2	190	Fr-RS	El Campo, Texas (El Campo)
16	Ashton Hampton	CB	6-0	170	Fr-RS	Pearland, Texas (Pearland)
16	Holden Phillips	QB	6-1	210	Fr-HS	Lubbock, Texas (Frenship)
17	Peyton Morgan	S	6-0	180	Fr-RS	Round Rock, Texas (Pflugerville Weiss)
17	Leyton Stone	WR	6-3	200	Fr-HS	Lubbock, Texas (Frenship)
18	Roy Alexander	WR	5-11	200	Sr-TR	Fort Myers, Fla. (Riverdale)
18	Terrell Tilmon	OLB	6-5	240	Sr-2L	Arlington, Texas (Mansfield Timberview)
19	Quintaelyn Joyner	S	6-0	200	Fr-HS	Austin, Texas (Bastrop)
19	Haydon Wiginton	WR	5-11	190	Sr-1L	Midlothian, Texas (Heritage)
20	Dontae Balfour	CB	6-1	185	Sr-TR	Starke, Fla. (Bradford)
20	J'Koby Williams	RB	5-10	185	So-1L	Beckville, Texas (Beckville)
21	Miquel Dingle Jr.	S	6-2	225	So-1L	Charleston, S.C. (Byrnes)
21	Tristian Gentry	WR	6-0	180	Fr-HS	Stephenville, Texas (Stephenville)
22	Marcus Ramon-Edwards	S	6-3	225	So-SQ	Lubbock, Texas (Trinity)
23	Tarrion Grant	CB	6-2	190	So-TR	Sumter, S.C. (Siegel)
23	Adam Hill	RB	6-1	230	Fr-RS	Albany, Texas (Albany)
24	Malik Esquerra	S	6-3	205	Fr-RS	Killeen, Texas (Shoemaker)
25	Chapman Lewis	S	6-1	185	Jr-2L	Burleson, Texas (Burleson Centennial)
26	Deante Lindsay	CB	6-1	185	Fr-HS	Ada, Okla. (Ada)
27	Upton Bellenfant	K	6-1	190	Jr-TR	Murfreesboro, Tenn. (Stewarts Creek)
27	Amier Boyd	CB	6-2	190	Jr-TR	Phoenix, Ariz. (Mountain Pointe)
28	Braylan McDonald	S	6-0	195	Fr-HS	Terrell, Texas (Lancaster)
29	Chief Collins	S	6-0	200	Sr-2L	Lucas, Texas (Lovejoy)
30	Mikal Harrison-Pilot	S	6-0	215	So-SQ	Temple, Texas (Temple)
31	David Bailey	OLB	6-3	250	Sr-TR	Irvine, Calif. (Mater Dei)
32	Cheta Ofili	OLB	6-4	240	Fr-RS	Rowlett, Texas (Sachse)
33	A.J. Holmes Jr.	DL	6-3	300	Jr-TR	Houston, Texas (Westfield)
33	Loic Tshibangu	RB	6-0	215	Jr-SQ	Uccle, Belgium (IMI Secondaire)
34	Trent Low*	LB	6-1	220	Sr-2L	Midland, Texas (Midland Lee)
35	Gage Elder	LB	5-11	220	Sr-1L	Rockwall, Texas (Rockwall)
35	Michael Henderson III	RB	5-9	175	Fr-HS	Dallas, Texas (Wylie East)



NUMERICAL ROSTER

NO	PLAYER	POS	HT	WT	YR-EX	HOMETOWN (HIGH SCHOOL)
36	Justin Horne	LB	6-0	225	So-1L	New Orleans, La. (John Curtis Christian)
37	Ian Hershey	P/K	5-11	190	Jr-TR	Pocatello, Idaho (Highland)
39	Luke Dillingham	S	6-1	205	Sr-SQ	Brock, Texas (Brock)
40	Wesley Smith	LB	5-10	220	Jr-2L	Midland, Texas (Legacy)
41	Jack Burgess	P	6-3	210	Sr-1L	Bacchus Marsh, Victoria, Australia (St. Patrick's College)
43	Chris Lemons	LB	6-2	220	So-SQ	Prosper, Texas (Prosper)
45	Brock Golwas	LB	6-1	235	Fr-HS	Flower Mound, Texas (Marcus)
46	Tanner Allen	DL	6-3	280	Jr-SQ	Bryan, Texas (Bryan)
47	Rylan Vagana	LS	6-0	215	Fr-RS	Huntington Beach, Calif. (Mater Dei)
48	Stone Harrington	K	6-3	200	Jr-1L	Colleyville, Texas (Colleyville Heritage)
50	Patrick McMath	OL	6-4	285	Fr-HS	Katy, Texas (Katy)
50	Eddy Smith	OLB	6-6	275	Fr-RS	Pearland, Texas (Pearland Dawson)
51	Jayden Cofield	DL	6-2	330	So-1L	Austin, Texas (Manor)
52	Cash Cleveland	OL	6-2	305	So-TR	Rockwall, Texas (IMG Academy)
53	Holton Hendrix	OL	6-4	295	Fr-RS	Lubbock, Texas (Lubbock Cooper)
56	Davion Carter^	OL	6-0	295	Sr-1L	Pearl, Miss. (Pearl)
57	Hunter Zambrano	OL	6-5	310	Sr-TR	Weston, Fla. (University)
61	Connor Carty	OL	6-4	290	Fr-HS	Prosper, Texas (Prosper)
64	Jurrien Loftin	OL	6-5	300	Jr-SQ	Aledo, Texas (Aledo)
65	D'Anthis Upshaw Jr.	OL	6-5	305	Fr-RS	Irving, Texas (Irving)
66	Jackson Hildebrand	OL	6-2	295	Fr-RS	San Antonio, Texas (Alamo Heights)
68	Ren Brown	OL	6-4	305	Fr-HS	Stanton, Neb. (Stanton)
70	Jacob Ponton	OL	6-8	305	Fr-RS	Dripping Springs, Texas (Dripping Springs)
71	Vinny Sciury^	OL	6-4	295	Sr-RS	Massillon, Ohio (Perry)
72	Sheridan Wilson	OL	6-5	300	Jr-1L	Argyle, Texas (Argyle)
73	Danilo Guberinich	OL	6-5	285	Fr-HS	Ann Arbor, Mich. (Detroit Catholic Central)
74	Daniel Sill	OL	6-5	310	So-SQ	College Station, Texas (A&M Consolidated)
75	Garin Maley	OL	6-5	275	Fr-HS	La Vista, Neb. (Papillion-La Vista)
76	Will Jados	OL	6-7	305	Sr-TR	Westerville, Ohio (Westerville Central)
77	Elias Gillen	OL	6-6	300	Fr-HS	Rapid City, S.D. (Stevens)
78	Ellis Davis	OL	6-7	300	Fr-RS	Prosper, Texas (Prosper)
79	Howard Sampson	OL	6-8	340	Jr-TR	Houston, Texas (Humble)
80	Kai Powell	WR	5-11	180	So-TR	Spring, Texas (Klein)
83	Jack Esparza	TE	6-4	245	Jr-SQ	Austin, Texas (St. Michael's Catholic)
84	Michael Dever	WR	6-1	195	Fr-HS	Lubbock, Texas (Lubbock Cooper)
85	Bryson Jones	WR	6-3	190	Fr-HS	Frisco, Texas (Lone Star)
85	Dylan Spencer	OLB	6-5	250	So-1L	Orange, Texas (C.E. King)
86	Sean Robinson	TE	6-5	215	Fr-HS	Greenbrae, Calif. (Cibilo Steele)
88	Trey Jackson	TE	6-5	240	Fr-RS	Dallas, Texas (South Oak Cliff)
88	Amier Washington	DL	6-2	270	So-1L	Orange, Texas (Little Cypress-Mauriceville)
89	Jason Llewellyn	TE	6-5	255	Jr-1L	Aledo, Texas (Aledo)
90	Ansel Nedore	OLB	6-3	270	So-1L	Round Rock, Texas (Round Rock)
92	Kasen Long	DL	6-5	270	Fr-RS	Shallowater, Texas (Shallowater)
93	Dylan Singleton	DL	6-5	290	Fr-HS	New Iberia, La. (Loreauville)
94	Braylon Rigsby	OLB	6-2	275	So-1L	Woodville, Texas (Woodville)
96	Keyshawn Williams	DL	6-3	325	Fr-RS	Houston, Texas (Dekaney)
97	Charles Anderson Jr.	OLB	6-6	280	Fr-RS	Houston, Texas (Pearland Dawson)

PHONETIC ROSTER visit the [TexasTech.com football roster page](#) for audio pronunciations powered by The Name Engine



•2 Behren Morton - <i>BARE-en</i>	•19 Haydon Wiginton - <i>HAY-dun, WIG-in-tun</i>	•56 Davion Carter - <i>DAY-vee-on</i>
•3 Coy Eakin - <i>AY-kin</i>	•19 Quintaelyn Joyner - <i>kwin-TAY-lin</i>	•64 Jurrien Lofton - <i>JER-ee-in</i>
•4 Maurion Horn - <i>MAR-ee-ahn</i>	•21 Miquel Dingle Jr. - <i>MY-kell, DING-gull</i>	•65 D'Anthis Upshaw Jr. - <i>dee-ANN-thiss</i>
•5 Cole Wisniewski - <i>wiss-NESS-kee</i>	•23 Tarrion Grant - <i>tuh-RON</i>	•70 Jacob Ponton - <i>PONT-in</i>
•6 Kelby Valsin - <i>VAL-sin</i>	•24 Malik Esquerra - <i>muh-LEEK, eh-SCARE-uh</i>	•71 Vinny Scurry - <i>SKIR-ee</i>
•8 E'Maurion Banks - <i>ee-MAR-ee-on</i>	•30 Mikal Harrison-Pilot - <i>mih-KALE</i>	•73 Danilo Guberinich - <i>dan-EE-low, goo-ber-IN-itch</i>
•10 Jacob Rodriguez - <i>rod-REE-gez</i>	•32 Cheta Ofili - <i>CHET-uh, oh-FEE-lee</i>	•76 Will Jados - <i>JAY-doce</i>
•11 Charles Esters III - <i>ESS-sters</i>	•36 Justin Horne - <i>HORN</i>	•83 Jack Esparza - <i>eh-SPAR-zuh</i>
•12 Mitch Griffis - <i>GRIFF-iss</i>	•41 Jack Burgess - <i>BER-jess</i>	•89 Jason Llewellyn - <i>loo-ELL-in</i>
•14 Brice Pollock - <i>PDE-lock</i>	•45 Brock Golwas - <i>GOLE-wahss</i>	•90 Ansel Nedore - <i>nuh-DORE-ee</i>
•18 Terrell Tilmon - <i>ter-ELL, TILL-min</i>	•47 Rylan Vagana - <i>RYE-len, vuh-GAH-nuh</i>	



ROSTER BREAKDOWN BY POSITION

QUARTERBACKS

2	Behren Morton	6-2	210	Sr-3L	Eastland, Texas (Eastland)
10	Lloyd Jones III	6-4	215	Fr-HS	Hitchcock, Texas (Hitchcock)
12	Mitch Griffis	6-0	195	Sr-TR	Ashburn, Va. (Broad Run)
15	Will Hammond	6-2	210	Fr-RS	Austin, Texas (Hutto)
16	Holden Phillips	6-1	210	Fr-HS	Lubbock, Texas (Frenship)

RUNNING BACKS

0	Quinten Joyner	5-11	215	So-TR	Austin, Texas (Manor)
8	Cameron Dickey	5-10	215	So-1L	Austin, Texas (Crockett)
20	J'Koby Williams	5-10	185	So-1L	Beckville, Texas (Beckville)
23	Adam Hill	6-1	230	Fr-RS	Albany, Texas (Albany)
33	Loic Tshibangu	6-0	215	Jr-SQ	Uccle, Belgium (IMI Secondaire)
35	Michael Henderson III	5-9	175	Fr-HS	Dallas, Texas (Wylie East)

TIGHT ENDS

7	Terrance Carter Jr.	6-2	245	Jr-TR	Killeen, Texas (Harker Heights)
9	Johncarlos Miller II	6-5	240	Sr-1L	Greensboro, N.C. (Dudley)
83	Jack Esparza	6-4	245	Jr-SQ	Austin, Texas (St. Michael's Catholic)
86	Sean Robinson	6-5	215	Fr-HS	Greenbrae, Calif. (Cibolo Steele)
88	Trey Jackson	6-5	240	Fr-RS	Dallas, Texas (South Oak Cliff)
89	Jason Llewellyn	6-5	255	Jr-1L	Aledo, Texas (Aledo)

WIDE RECEIVERS

1	Reggie Virgil	6-3	190	Sr-TR	Apopka, Fla. (Mount Dora Christian Academy)
3	Coy Eakin	6-2	210	Jr-2L	Stephenville, Texas (Stephenville)
4	TJ West	6-1	195	So-SQ	Houston, Texas (Humble)
5	Caleb Douglas	6-4	205	Sr-1L	Missouri City, Texas (Hightower)
6	Kelby Valsin	6-1	195	So-1L	Arlington, Texas (Bowie)
11	Tyson Turner	6-2	215	Fr-RS	Bryan, Texas (Bryan)
13	Price Morgan	5-11	190	Jr-RS	Round Rock, Texas (Pflugerville Weiss)
14	Micah Hudson	6-0	200	So-1L	Temple, Texas (Lake Belton)
17	Leyton Stone	6-3	200	Fr-HS	Lubbock, Texas (Frenship)
18	Roy Alexander	5-11	200	Sr-TR	Fort Myers, Fla. (Riverdale)
19	Haydon Wiginton	5-11	190	Sr-1L	Midlothian, Texas (Heritage)
21	Tristian Gentry	6-0	180	Fr-HS	Stephenville, Texas (Stephenville)
80	Kai Powell	5-11	180	So-TR	Spring, Texas (Klein)
84	Michael Dever	6-1	195	Fr-HS	Lubbock, Texas (Lubbock Cooper)
85	Bryson Jones	6-3	190	Fr-HS	Frisco, Texas (Lone Star)

OFFENSIVE LINE

50	Patrick McMath	6-4	285	Fr-HS	Katy, Texas (Katy)
52	Cash Cleveland	6-2	305	So-TR	Rockwall, Texas (IMG Academy)
53	Holton Hendrix	6-4	295	Fr-RS	Lubbock, Texas (Lubbock Cooper)
56	Davion Carter^	6-0	295	Sr-1L	Pearl, Miss. (Pearl)
57	Hunter Zambrano	6-5	310	Sr-TR	Weston, Fla. (University)
61	Connor Carty	6-4	290	Fr-HS	Prosper, Texas (Prosper)
64	Jurrien Loftin	6-5	300	Jr-SQ	Aledo, Texas (Aledo)
65	D'Anthis Upshaw Jr.	6-5	305	Fr-RS	Irving, Texas (Irving)
66	Jackson Hildebrand	6-2	295	Fr-RS	San Antonio, Texas (Alamo Heights)
68	Ren Brown	6-4	305	Fr-HS	Stanton, Neb. (Stanton)
70	Jacob Ponton	6-8	305	Fr-RS	Dripping Springs, Texas (Dripping Springs)
71	Vinny Sciury^	6-4	295	Sr-RS	Massillon, Ohio (Perry)
72	Sheridan Wilson	6-5	300	Jr-1L	Argyle, Texas (Argyle)
73	Danilo Guberinich	6-5	285	Fr-HS	Ann Arbor, Mich. (Detroit Catholic Central)
74	Daniel Sill	6-5	310	So-SQ	College Station, Texas (A&M Consolidated)
75	Garin Maley	6-5	275	Fr-HS	La Vista, Neb. (Papillion-La Vista)
76	Will Jados	6-7	305	Sr-TR	Westerville, Ohio (Westerville Central)
77	Elias Gillen	6-6	300	Fr-HS	Rapid City, S.D. (Stevens)
78	Ellis Davis	6-7	300	Fr-RS	Prosper, Texas (Prosper)
79	Howard Sampson	6-8	340	Jr-TR	Houston, Texas (Humble)

SPECIALISTS

27	Upton Bellenfant	6-1	190	Jr-TR	Murfreesboro, Tenn. (Stewarts Creek)
37	Ian Hershey	5-11	190	Jr-TR	Pocatello, Idaho (Highland)
41	Jack Burgess	6-3	210	Sr-1L	Bacchus Marsh, Victoria, Australia (St. Patrick's College)
47	Rylan Vagana	6-0	215	Fr-RS	Huntington Beach, Calif. (Mater Dei)
48	Stone Harrington	6-3	200	Jr-1L	Colleyville, Texas (Colleyville Heritage)

ALPHABETICAL

NAME	NO	POS
Alexander, Roy	18	WR
Allen, Tanner	46	DL
Anderson Jr., Charles	97	OLB
Bailey, David	31	OLB
Balfour, Dontae	20	CB
Banks, E'Maurion	8	DL
Bellenfant, Upton	27	K
Boyd, Amier	27	CB
Brown, Ren	68	OL
Burgess, Jack	41	P
Carter, Davion	56	OL
Carter Jr., Terrance	7	TE
Carty, Connor	61	OL
Cleveland, Cash	52	OL
Cofield, Jayden	51	DL
Collins, Chief	29	S
Curry, John	6	LB
Davis, Ellis	78	OL
Dever, Michael	84	WR
Dickey, Cameron	8	RB
Dillingham, Luke	39	S
Dingle Jr., Miquel	21	S
Douglas, Caleb	5	WR
Eakin, Coy	3	WR
Elder, Gage	35	LB
Esparza, Jack	83	TE
Esquerra, Malik	24	S
Esters III, Charles	11	OLB
Gentry, Tristian	21	WR
Gill-Howard, Skyler	0	DL
Gillen, Elias	77	OL
Golwas, Brock	45	LB
Grant, Tarrion	23	CB
Griffis, Mitch	12	QB
Guberinich, Danilo	73	OL
Hammond, Will	15	QB
Hampton, Ashton	16	CB
Harrington, Stone	48	K
Harrison-Pilot, Mikal	30	S
Height, Romello	9	OLB
Henderson III, Michael	35	RB
Hendrix, Holton	53	OL
Hershey, Ian	37	P/K
Hildebrand, Jackson	66	OL
Hill, Adam	23	RB
Holmes Jr., A.J.	33	DL
Horn, Maurion	4	CB
Horne, Justin	36	LB
Hudson, Micah	14	WR
Hunter, Lee	2	DL
Jackson, Trey	88	TE
Jados, Will	76	OL
Jones, Bryson	85	WR
Jones III, Lloyd	10	QB
Jordan, Brenden	7	S
Joyner, Quintaelyn	19	S
Joyner, Quinten	0	RB
Lemons, Chris	43	LB
Lewis, Chapman	25	S
Lindsay, Deante	26	CB
Llewellyn, Jason	89	TE
Loftin, Jurrien	64	OL



ALPHABETICAL

NAME	NO	POS
Long, Kasen	92	DL
Low, Trent	34	LB
Maley, Garin	75	OL
McCarty, A.J.	1	S
McDonald, Braylan	28	S
McMath, Patrick	50	OL
Miles III, Oliver	15	S
Miller II, Johncarlos	9	TE
Morgan, Peyton	17	S
Morgan, Price	13	WR
Morton, Behren	2	QB
Nedore, Ansel	90	OLB
Ofili, Cheta	32	OLB
Phillips, Holden	16	QB
Pollock, Brice	14	CB
Ponton, Jacob	70	OL
Powell, Kai	80	WR
Ramirez, Bryce	3	LB
Ramon-Edwards, Marcus	22	S
Rigsby, Braylon	94	DL
Roberts, Ben	13	LB
Robinson, Sean	86	TE
Rodriguez, Jacob	10	LB
Sampson, Howard	79	OL
Sciury, Vinny	71	OL
Sill, Daniel	63	OL
Singleton, Dylan	93	DL
Smith, Eddy	50	OLB
Smith, Wesley	40	LB
Spencer, Dylan	85	OLB
Stevenson, Macho	12	CB
Stone, Leyton	17	WR
Tilmon, Terrell	18	OLB
Tshibangu, Loic	33	RB
Turner, Tyson	11	WR
Upshaw Jr., D'Anthis	65	OL
Vagana, Rylan	47	LS
Valsin, Kelby	6	WR
Virgil, Reggie	1	WR
Washington, Amier	88	DL
West, TJ	4	WR
Wiginton, Haydon	19	WR
Williams, J'Koby	20	RB
Williams, Keyshawn	96	DL
Wilson, Sheridan	72	OL
Wisniewski, Cole	5	S
Zambrano, Hunter	57	OL

ROSTER BREAKDOWN BY POSITION

DEFENSIVE LINE						
0	Skyler Gill-Howard	6-1	290	Sr-TR	Milwaukee, Wis. (Greenfield)	
2	Lee Hunter	6-4	330	Sr-TR	Mobile, Ala. (Blount)	
8	E'Maurion Banks	6-5	300	Sr-2L	Wichita Falls, Texas (Rider)	
33	A.J. Holmes Jr.	6-3	300	Jr-TR	Houston, Texas (Westfield)	
46	Tanner Allen	6-3	280	Jr-SQ	Bryan, Texas (Bryan)	
51	Jayden Cofield	6-2	330	So-1L	Austin, Texas (Manor)	
88	Amier Washington	6-2	270	So-1L	Orange, Texas (Little Cypress-Mauriceville)	
92	Kasen Long	6-5	270	Fr-RS	Shallowater, Texas (Shallowater)	
93	Dylan Singleton	6-5	290	Fr-HS	New Iberia, La. (Loreauville)	
96	Keyshawn Williams	6-3	325	Fr-RS	Houston, Texas (Dekaney)	
97	Charles Anderson Jr.	6-6	280	Fr-RS	Houston, Texas (Pearland Dawson)	

OUTSIDE LINEBACKERS						
9	Romello Height	6-3	240	Sr-TR	Dublin, Ga. (Dublin)	
11	Charles Esters III	6-3	270	Sr-2L	Cedar Hill, Texas (Cedar Hill)	
18	Terrell Tilmon	6-5	240	Sr-2L	Arlington, Texas (Mansfield Timberview)	
31	David Bailey	6-3	250	Sr-TR	Irvine, Calif. (Mater Dei)	
32	Cheta Ofili	6-4	240	Fr-RS	Rowlett, Texas (Sachse)	
50	Eddy Smith	6-6	275	Fr-RS	Pearland, Texas (Pearland Dawson)	
85	Dylan Spencer	6-5	250	So-1L	Orange, Texas (C.E. King)	
90	Ansel Nedore	6-3	270	So-1L	Round Rock, Texas (Round Rock)	
94	Braylon Rigsby	6-2	275	So-1L	Woodville, Texas (Woodville)	

INSIDE LINEBACKERS						
3	Bryce Ramirez^	6-2	235	Sr-3L	Missouri City, Texas (George Ranch)	
6	John Curry	6-2	235	So-1L	Lubbock, Texas (Coronado)	
10	Jacob Rodriguez	6-1	235	Sr-2L	Wichita Falls, Texas (Rider)	
13	Ben Roberts	6-3	240	Jr-2L	Haslet, Texas (Eaton)	
34	Trent Low^	6-1	220	Sr-2L	Midland, Texas (Midland Lee)	
35	Gage Elder	5-11	220	Sr-1L	Rockwall, Texas (Rockwall)	
36	Justin Horne	6-0	225	So-1L	New Orleans, La. (John Curtis Christian)	
40	Wesley Smith	5-10	220	Jr-2L	Midland, Texas (Legacy)	
43	Chris Lemons	6-2	220	So-SQ	Prosper, Texas (Prosper)	
45	Brock Golwas	6-1	235	Fr-HS	Flower Mound, Texas (Marcus)	

SAFETIES						
1	A.J. McCarty	6-0	195	Sr-1L	Brownwood, Texas (Brownwood)	
5	Cole Wisniewski	6-4	220	Sr-TR	Sparta, Wis. (Sparta)	
7	Brenden Jordan	6-0	205	Jr-2L	Mansfield, Texas (Mansfield)	
15	Oliver Miles III	6-2	190	Fr-RS	El Campo, Texas (El Campo)	
17	Peyton Morgan	6-0	180	Fr-RS	Round Rock, Texas (Pflugerville Weiss)	
19	Quintaelyn Joyner	6-0	200	Fr-HS	Austin, Texas (Bastrop)	
21	Miquel Dingle Jr.	6-2	225	So-1L	Charleston, S.C. (Byrnes)	
22	Marcus Ramon-Edwards	6-3	225	So-SQ	Lubbock, Texas (Trinity Christian)	
24	Malik Esquerra	6-3	205	Fr-RS	Killeen, Texas (Shoemaker)	
25	Chapman Lewis	6-1	185	Jr-2L	Burleson, Texas (Burleson Centennial)	
28	Braylan McDonald	6-0	195	Fr-HS	Terrell, Texas (Lancaster)	
29	Chief Collins	6-0	200	Sr-2L	Lucas, Texas (Lovejoy)	
30	Mikal Harrison-Pilot	6-0	215	So-SQ	Temple, Texas (Temple)	
39	Luke Dillingham	6-1	205	Sr-SQ	Brock, Texas (Brock)	

CORNERBACKS						
4	Maurion Horn	5-11	190	Jr-2L	Broken Arrow, Okla. (Broken Arrow)	
12	Macho Stevenson	6-1	190	So-1L	Shreveport, La. (Captain Shreve)	
14	Brice Pollock	6-0	195	Jr-TR	Snellville, Ga. (Shiloh)	
16	Ashton Hampton	6-0	170	Fr-RS	Pearland, Texas (Pearland)	
20	Dontae Balfour	6-1	185	Sr-TR	Starke, Fla. (Bradford)	
23	Tarrion Grant	6-2	190	So-TR	Sumter, S.C. (Siegel)	
26	Deante Lindsay	6-1	185	Fr-HS	Ada, Okla. (Ada)	
27	Amier Boyd	6-2	190	Jr-TR	Phoenix, Ariz. (Mountain Pointe)	

ROSTER KEY
^ represents Super Senior who is utilizing COVID season for final year of eligibility

INDIVIDUAL | SINGLE-GAME CAREER HIGHS

PASSING

		Completions		Attempts		Yards		300-YD Passing Games (career)
Name	2025	Career		2025	Career	2025	Career	
#2 Behren Morton	28 (at Houston)	39 ('22 at Oklahoma St.)		40 (at Houston)	62 ('22 at Oklahoma St.)	464 (vs. Oregon St.)	464 ('25 vs. Oregon St.)	8
#12 Mitch Griffis	2 (2x, last vs. Kent St.)	24 ('23 at Old Dominion)*		3 (vs. UAPB)	41 ('23 at Old Dominion)*	21 (vs. UAPB)	329 ('23 vs. Elon)*	2
#15 Will Hammond	13 (at Utah)	20 ('24 vs. Arkansas)		16 (2x, last vs. Kansas)	34 ('24 vs. Arkansas)	169 (at Utah)	280 ('24 vs. Arkansas)	0
		Longest Pass		Touchdowns		Interceptions		
Name	2025	Career		2025	Career	2025	Career	
#2 Behren Morton	73 (at Utah)	73 ('25 at Utah)		4 (2x, last vs. Oregon St.)	5 ('24 vs. ACU)	2 (at Utah)	3 (2x, last '23 at Texas)	
#12 Mitch Griffis	13 (vs. UAPB)	69 ('23 vs. Elon)*		1 (vs. UAPB)	3 (3x, last '23 vs. ODU)*	has not happened	2 (2x, last '23 vs. Ga. Tech)*	
#15 Will Hammond	38 (vs. Kent St.)	47 ('24 vs. Arkansas)		2 (at Utah)	2 ('25 at Utah)	1 (2x, last vs. Kansas)	2 ('24 vs. Arkansas)	

RUSHING

		Attempts		Yards		TDs		Longest Career	100-Yd
Name	2025	Career		2025	Career	2025	Career	Run	Games
#8 Cameron Dickey	21 (vs. Kansas)	21 ('25 vs. Kansas)		263 (vs. Kansas)	263 ('25 vs. Kansas)	2 (3x, last vs. Kansas)	2 (3x, last '25 vs. Kansas)	71 ('25 vs. Kansas)	1
#20 J'Koby Williams	20 (at Houston)	20 ('25 at Houston)		109 (at Houston)	123 ('24 vs. Arkansas)	2 (at Houston)	2 ('25 at Houston)	54 ('24 vs. Arkansas)	2
#23 Adam Hill	16 (vs. Kent St.)	16 ('25 vs. Kent St.)		127 (vs. Kent St.)	127 ('25 vs. Kent St.)	has not happened	has not happened	36 ('25 vs. Kent St.)	1
Quarterbacks									
#2 Behren Morton	7 (at Houston)	17 ('22 at Oklahoma St.)		4 (vs. Kent St.)	53 ('22 at Oklahoma St.)	has not happened	1 (6x, last '24 vs. UNT)	26 ('24 vs. Cincinnati)	0
#12 Mitch Griffis	2 (vs. Kent St.)	20 ('23 vs. Ga. Tech)*		13 (vs. Kent St.)	55 ('23 at Duke)*	has not happened	2 ('23 at Duke)*	27 ('23 vs. Ga Tech)*	0
#15 Will Hammond	8 (2x, last vs. Kansas)	8 (3x, last '25 vs. Kansas)		64 (vs. UAPB)	64 ('25 vs. UAPB)	2 (vs. Kansas)	2 ('25 vs. Kansas)	64 ('25 vs. UAPB)	0

RECEIVING

		Receptions		Yards		TDs		Longest Career	100-Yd
Name	2025	Career		2025	Career	2025	Career	Reception	Games
#1 Reggie Virgil	6 (at Utah)	6 (2x, last '25 at Utah)*		72 (at Utah)	113 ('24 at Eastern Michigan)*	2 (vs. Kent St.)	2 (2x, last '25 vs. Kent St.)*	75 ('24 at E. Michigan)*	3
#3 Coy Eakin	10 (at Houston)	10 ('25 at Houston)		123 (vs. Oregon St.)	123 ('25 vs. Oregon St.)	1 (3x, last vs. Oregon St.)	2 (2x, last '24 vs. Cincy)	70 ('24 vs. North Texas)	3
#5 Caleb Douglas	7 (at Houston)	9 (2x, last '24 at TCU)		114 (at Houston)	140 ('24 at TCU)	1 (vs. Oregon St.)	3 ('24 vs. Baylor)	62 ('22 vs. E. Wash.)	5
#6 Kelby Valsin	1 (2x, last vs. Kent St.)	2 ('24 vs. Arkansas)		18 (vs. UAPB)	18 ('25 vs. UAPB)	has not happened	has not happened	18 ('25 vs. UAPB)	0
#7 Terrance Carter Jr.	7 (at Utah)	7 (3x, last '25 at Utah)*		102 (vs. Oregon St.)	149 ('24 at Coastal C.)*	2 (vs. UAPB)	2 ('25 vs. UAPB)	74 ('24 vs. App State)*	*2/1
#9 John Carlos Miller II	2 (2x, last vs. Kent St.)	5 ('23 at Delaware)*		24 (vs. UAPB)	101 ('23 at Delaware)*	has not happened	1 (10x, last '24 vs. Ariz. St.)*	70 ('23 at Delaware)*	*1/0
#14 Micah Hudson	2 (vs. UAPB)	3 ('24 vs. North Texas)		20 (vs. UAPB)	43 ('24 vs. North Texas)	has not happened	has not happened	38 ('24 at Arizona)	0
#18 Roy Alexander	3 (vs. Kent St.)	13 ('24 at S. Dakota St.)*		31 (vs. Kent St.)	163 ('24 vs. Lamar)*	has not happened	3 (2x, last '24 vs. Lamar)*	67 ('21 at NDSU)*	*6/0
Running Backs									
#8 Cameron Dickey	3 (2x, last vs. Kansas)	5 ('24 at Washington St.)		69 (at Houston)	69 ('25 at Houston)	1 (at Houston)	1 (2x, last '25 at Houston)	69 ('25 at Houston)	0
#20 J'Koby Williams	7 (vs. Oregon St.)	7 ('25 vs. Oregon St.)		116 (vs. Oregon St.)	116 ('25 vs. Oregon St.)	1 (vs. Oregon St.)	1 (2x, last '25 vs. Oregon St.)	73 ('25 at Utah)	1

DEFENSE

		Tackles		Sacks		TFLs		INT
Name	2025	Career		2025	Career	2025	Career	
#0 Skyler Gilt-Howard	4 (vs. Kent St.)	7 ('24 at Bowling Green)*		0.5 (vs. UAPB)	2.0 ('24 at Bowling Green)*	1.0 (2x, last at Utah)	3.0 ('24 at Bowling Green)*	1 ('25 vs. Kent State)
#1 A.J. McCarty	4 (at Houston)	9 ('22 at Iowa St.)		has not happened	0.5 ('24 vs. Arizona St.)	1.0 (vs. UAPB)	1.0 (7x, last '25 vs. UAPB)	1 (3x)*
#2 Lee Hunter	5 (vs. Oregon St.)	9 ('23 vs. Baylor)*		0.5 (vs. UAPB)	1.0 (5x)*	0.5 (3x, last vs. Kansas)	2.5 (2x, last '24 vs. Utah)*	has not happened
#3 Bryce Ramirez	4 (2x, last vs. Kansas)	7 ('23 at BYU)		1.0 (vs. UAPB)	1.0 ('25 vs. UAPB)	1.0 (vs. UAPB)	1.0 ('25 vs. UAPB)	1 ('24 vs. UNT)
#4 Maurion Horn	1 (vs. Kansas)	11 ('24 vs. ACU)		has not happened	has not happened	has not happened	1.0 (3x, last '24 vs. W. Virginia)	has not happened
#5 Cole Wisniewski	8 (2x, last at Utah)	11 (3x, last '23 at Montana)*		1.0 (vs. Oregon St.)	1.0 (2x, last '25 vs. Oregon St.)*	1.5 (vs. Oregon St.)	1.5 ('25 vs. Oregon St.)	2 (2x)*
#6 John Curry	7 (at Utah)	7 (4x, last '25 at Utah)		has not happened	has not happened	1.0 (vs. UAPB)	1.0 ('25 vs. UAPB)	1 ('24 vs. WVU)
#7 Brenden Jordan	7 (at Utah)	7 ('25 at Utah)		has not happened	0.5 ('24 at TCU)	has not happened	1.0 (3x, last '24 vs. Arkansas)	1 ('25 at Houston)
#8 E'Maurion Banks	2 (vs. Kent St.)	5 (2x, last '24 at Wash St.)		has not happened	1.0 ('23 vs. Cal)	has not happened	2.0 ('23 vs. Cal)	has not happened
#9 Romello Height	6 (vs. Kansas)	6 ('25 vs. Kansas)		2.0 (vs. Kansas)	2.0 (2x, last '25 vs. Kansas)*	2.0 (vs. Kansas)	2.0 (2x, last '25 vs. Kansas)*	1 ('24 vs. NCST)*
#10 Jacob Rodriguez	14 (vs. Kansas)	17 ('24 vs. Colorado)		1.0 (vs. Kansas)	2.0 ('24 at Iowa State)	2.0 (at Houston)	2.5 ('24 at Iowa State)	1 (4x)
#11 Charles Esters III	2 (2x, last vs. Kansas)	7 ('23 vs. Oregon)		has not happened	2.0 ('23 at Baylor)	1.0 (vs. UAPB)	2.0 ('23 at Baylor)	has not happened
#12 Macho Stevenson	1 (vs. Kent St.)	5 ('24 vs. Cincinnati)		has not happened	has not happened	has not happened	has not happened	has not happened
#13 Ben Roberts	7 (vs. Kansas)	13 ('23 at Texas)		has not happened	0.5 ('23 vs. Oregon)	has not happened	2.0 (2x, last '24 vs. Cincinnati)	1 ('23 at WVU)
#14 Brice Pollock	6 (3x, last vs. Kansas)	6 (6x, last '25 vs. Kansas)*		has not happened	has not happened	0.5 (at Utah)	1.0 ('24 at Tennessee)*	2 ('25 vs. Oregon St.)
#18 Terrell Tilmon	2 (at Utah)	4 ('24 vs. West Virginia)		1.0 (vs. Kansas)	2.0 ('24 vs. West Virginia)	1.0 (2x, vs. Kansas)	2.0 ('24 vs. West Virginia)	has not happened
#20 Dontae Balfour	5 (at Utah)	9 (2x, last '24 vs. UAB)*		has not happened	has not happened	0.5 (vs. Oregon St.)	1.5 ('24 at Rice)*	1 (3x)
#25 Chapman Lewis	has not happened	7 (3x, last '24 at Iowa St.)		has not happened	has not happened	has not happened	0.5 (2x, last '24 vs. W. Virginia)	1 (3x)
#27 Amier Boyd	3 (vs. UAPB)	5 ('24 vs. MTSU)*		has not happened	has not happened	has not happened	1.0 (2x, last '24 vs. Kennesaw St.)*	1 (3x)
#31 David Bailey	6 (vs. Kansas)	10 ('22 at UCLA)*		3.0 (vs. Kansas)	3.0 (2x, last '25 vs. Kansas)*	3.0 (2x, last vs. Kansas)	4.0 ('23 at Hawaii)*	has not happened
#33 A.J. Holmes Jr.	5 (vs. Kent St.)	7 ('24 vs. Baylor)*		2.0 (vs. Kansas)	2.0 ('25 vs. Kansas)	2.5 (vs. Kansas)	2.5 (2x, last '25 vs. Kansas)*	has not happened
#51 Jayden Cofield	3 (3x, last vs. Kansas)	4 (2x, last '24 vs. Arkansas)		has not happened	1.0 (2x, last '24 vs. W. Virginia)	1.0 (at Houston)	1.0 (5x, last '25 at Houston)	has not happened
#88 Amier Washington	3 (vs. UAPB)	4 (2x, last '24 vs. Ariz. St.)		has not happened	2.0 ('23 vs. Cal)	has not happened	4.0 ('23 vs. Cal)	has not happened
#90 Ansel Nedore	has not happened	2 ('24 at Arizona)		has not happened	has not happened	has not happened	has not happened	has not happened
#94 Braylon Rigbsy	1 (vs. UAPB)	4 ('24 at Oklahoma St.)		has not happened	has not happened	has not happened	1.0 (3x, last '24 at Okla. St.)	has not happened

* - indicates stats that include numbers accumulated at previous FBS institution



GAME-BY-GAME STARTERS

OFFENSE

GAME	QB	RB	TE	WR	WR	WR	LT	LG	C	RG	RT
Arkansas-Pine Bluff	Morton	Dickey	Carter	Miller II (TE)	Douglas	Virgil	Sampson	Jados	Wilson	Carter	Ponton
Kent State	Morton	Williams	Carter	Eakin	Douglas	Virgil	Sampson	Jados	Wilson	Carter	Ponton
Oregon State	Morton	Williams	Carter	Eakin	Douglas	Virgil	Sampson	Jados	Wilson	Carter	Ponton
at Utah	Morton	Williams	Carter	Eakin	Douglas	Virgil	Sampson	Jados	Wilson	Carter	Ponton
at Houston	Morton	Dickey	Carter	Eakin	Douglas	Virgil	Sampson	Jados	Wilson	Carter	Ponton
Kansas	Morton	Dickey	Carter	Eakin	Douglas	Virgil	Sampson	Jados	Wilson	Carter	Ponton
at Arizona State											
Oklahoma State											
at Kansas State											
BYU											
UCF											
at West Virginia											

DEFENSE

GAME	END	NG	DT	OLB/DOG	LB-MIKE	LB-WILL	STAR	CB	SS	FS	CB
Arkansas-Pine Bluff	Bailey	Hunter	Gill-Howard	Height	Roberts	Rodriguez	Curry	Pollock	Jordan	Wisniewski	Horn
Kent State	Rigsby	Hunter	Gill-Howard	Height	Roberts	Rodriguez	Curry	Pollock	Jordan	Wisniewski	Boyd
Oregon State	Bailey	Hunter	Gill-Howard	Height	Roberts	Rodriguez	Curry	Pollock	Jordan	Wisniewski	Balfour
at Utah	Bailey	Hunter	Gill-Howard	Height	Roberts	Rodriguez	Curry	Pollock	Jordan	Wisniewski	Balfour
at Houston	Bailey	Hunter	Gill-Howard	Height	Roberts	Rodriguez	Curry	Pollock	Jordan	Wisniewski	Balfour
Kansas	Bailey	Hunter	Gill-Howard	Height	Roberts	Rodriguez	Curry	Pollock	Jordan	Wisniewski	Balfour
at Arizona State											
Oklahoma State											
at Kansas State											
BYU											
UCF											
at West Virginia											

2025 STARTS LEADERS

1.	Ben Roberts (Jr.), LB	6
2.	Behren Morton (Sr.), QB	6
3.	Jacob Rodriguez (Sr.), LB	6
4.	Caleb Douglas (Sr.), WR	6
5.	Sheridan Wilson (Jr.), OL	6
6.	Davion Carter (Sr.), OL	6
7.	Brenden Jordan (Jr.), DB	6
8.	Terrance Carter Jr. (Jr.), TE	6
9.	Reggie Virgil (Sr.), WR	6
10.	Howard Sampson (Jr.), OL	6
11.	Will Jados (Sr.), OL	6
12.	Jacob Ponton (R-Fr.), OL	6
13.	Lee Hunter (Sr.), DL	6
14.	Skyler Gill-Howard (Sr.), DL	6
15.	Romello Height (Sr.), OLB	6
16.	John Curry (So.), LB	6
17.	Brice Pollock (Jr.), CB	6
18.	Cole Wisniewski (Sr.), S	6
19.	David Bailey (Sr.), OLB	5
20.	Coy Eakin (Jr.), WR	5
21.	Dontae Balfour (Sr.), CB	4
22.	Cameron Dickey (So.), RB	3
23.	J'Koby Williams (So.), RB	3
24.	JohnCarlos Miller (Sr.), TE	1
25.	Maurion Horn (Jr.), DB	1
26.	Amier Boyd (Jr.), CB	1
27.	Braylon Rigsby (So.), OLB	1

BREAKDOWN BY CLASSIFICATION - STARTS LEADERS

27 different players have made starts in 2025; breakdown by class below	
Freshmen	1
Sophomores	4
Juniors	9
Seniors	13

CONSECUTIVE STARTS LEADERS

PLAYER, POS.	CONSECUTIVE STARTS^
Ben Roberts (Jr.), LB	31
Jacob Rodriguez (Sr.), LB	20
Caleb Douglas (Sr.), WR	19
Sheridan Wilson (Jr.), OL	19
Davion Carter (Sr.), OL	17
Brenden Jordan (Jr.), DB	7
Jacob Ponton (R-Fr.), OL	7
Behren Morton (Sr.), QB	6
Terrance Carter Jr. (Jr.), TE	6
Reggie Virgil (Sr.), WR	6
Howard Sampson (Jr.), OL	6
Will Jados (Sr.), OL	6
Lee Hunter (Sr.), DL	6
Skyler Gill-Howard (Sr.), DL	6
Romello Height (Sr.), OLB	6
John Curry (So.), LB	6
Brice Pollock (Jr.), CB	6
Cole Wisniewski (Sr.), S	6
Coy Eakin (Jr.), WR	5
Dontae Balfour (Sr.), CB	4
David Bailey (Sr.), OLB	4
Cameron Dickey (So.), RB	2

^ consecutive starts at Texas Tech

CAREER STAT NOTABLES

CAREER GAMES PLAYED/STARTED

PLAYER	2020	2021	2022	2023	2024	2025	TOTAL
Roy Alexander, WR	-	*10/5	*11/11	*6/2	*14/13	3/0	44/31
David Bailey, OLB	-	-	*11/9	*10/5	*12/2	6/5	39/21
Dontae Balfour, CB	-	*2/0	*4/0	*11/11	*12/12	5/4	34/27
E'Maurion Banks, DL	-	1/0	2/0	9/1	7/6	5/0	24/7
Amier Boyd, CB	-	-	*4/0	*11/1	*9/4	5/1	29/6
Davion Carter, OL	-	-	*12/11	*12/12	13/12	6/6	43/41
Terrance Carter Jr., TE	-	-	*1/0	*12/2	*13/13	6/6	32/21
Cash Cleveland, OL	-	-	-	-	*6/4	-/-	6/4
Jayden Cofield, DL	-	-	-	3/0	13/2	6/0	22/2
John Curry, LB	-	-	-	5/0	13/0	6/6	23/6
Cameron Dickey, RB	-	-	-	-	12/0	6/3	18/3
Miquel Dingle Jr., LB	-	-	-	4/1	13/0	1/0	18/1
Caleb Douglas, WR	-	-	*8/2	*5/5	13/13	6/6	32/26
Coy Eakin, WR	-	-	4/0	10/7	13/12	6/5	33/24
Charles Esters III, OLB	-	0/0	1/0	12/3	9/9	4/0	26/12
Skyler Gill-Howard, DL	-	*4/0	*0/0	*13/0	*12/1	6/6	35/7
Tarrion Grant, CB	-	-	-	-	*11/3	2/0	13/3
Mitch Griffis, QB	*4/0	*4/0	*6/1	*9/9	*0/0	2/0	25/10
Will Hammond, QB	-	-	-	-	*4/1	6/0	10/1
Romello Height, OLB	*1/0	*9/0	*2/2	*12/0	*12/12	6/6	42/20
A.J. Holmes Jr., DL	-	-	*5/1	*12/3	*12/12	6/0	35/16
Maurion Horn, DB	-	-	-	10/0	13/13	3/1	26/14
Micah Hudson, WR	-	-	-	-	8/1	6/0	14/1

PLAYER	2020	2021	2022	2023	2024	2025	TOTAL
Lee Hunter, DL	-	*0/0	*13/0	*13/13	*12/10	6/6	44/29
Will Jados, OL	-	*0/0	*12/12	*14/14	*13/13	6/6	45/45
Brenden Jordan, DB	-	-	-	13/5	13/2	6/6	32/13
Chapman Lewis, DB	-	-	-	12/0	11/11	-/-	23/11
A.J. McCarty, DB	*3/0	*13/0	*13/2	1/0	13/11	6/0	49/13
JohnCarlos Miller II, TE	-	*4/0	*11/11	*10/10	13/0	6/1	44/22
Behren Morton, QB	-	2/0	9/4	10/8	12/12	6/6	39/30
Brice Pollock, CB	-	-	-	*11/3	*12/12	6/6	29/21
Jacob Ponton, OL	-	-	-	-	4/1	6/6	10/7
Bryce Ramirez, LB	0/0	7/0	2/1	11/2	7/0	6/0	33/3
Braylon Rigsby, DL	-	-	-	1/0	12/1	6/1	19/2
Ben Roberts, LB	-	-	2/0	13/12	13/13	6/6	34/31
Jacob Rodriguez, LB	-	*12/0	12/0	5/4	13/13	6/6	48/23
Howard Sampson, OL	-	-	*2/0	*2/0	*12/12	6/6	22/18
Vinny Sciury, OL	*1/0	*11/6	*14/14	*13/13	2/2	6/0	47/35
Macho Stevenson, DB	-	-	-	0/0	12/3	5/0	17/3
Terrell Tilmon, OLB	-	*14/0	*1/0	13/0	11/1	5/0	44/1
Reggie Virgil, WR	-	-	*11/1	*12/0	*13/11	6/6	42/18
Amier Washington, DL	-	-	-	2/0	12/3	5/0	19/3
J'Koby Williams, RB	-	-	-	-	10/1	6/3	16/4
Sheridan Wilson, OL	-	-	-	2/0	13/13	6/6	21/19
Cole Wisniewski, S	*10/2	*15/2	*8/1	*14/14	*0/0	6/6	53/25
Hunter Zambrano, OL	*0/0	*9/6	*8/7	*11/11	*2/2	3/0	33/26

RED RAIDER NEWCOMERS

TRANSFERS (21)				
2025				
NO	PLAYER	POS	GP/GS	LAST SCHOOL
0	Skyler Gill-Howard	DL	6/6	Northern Illinois
0	Quinten Joyner	RB	-/-	USC
1	Reggie Virgil	WR	6/6	Miami (OH)
2	Lee Hunter	DL	6/6	UCF
5	Cole Wisniewski	S	6/6	North Dakota State
7	Terrance Carter Jr.	TE	6/6	Louisiana
9	Romello Height	OLB	6/6	Georgia Tech
12	Mitch Griffis	QB	2/0	Wake Forest
14	Brice Pollock	CB	6/6	Mississippi State
18	Roy Alexander	WR	3/0	Incarinate Word
20	Dontae Balfour	CB	5/4	Charlotte
23	Tarrion Grant	CB	2/0	Purdue
27	Upton Bellenfant	K	5/0	Buffalo
27	Amier Boyd	CB	5/1	UTEP
31	David Bailey	OLB	6/5	Stanford
33	A.J. Holmes Jr.	DL	6/0	Houston
37	Ian Hershey	P/K	3/0	Arizona State
52	Cash Cleveland	OL	-/-	Colorado
57	Hunter Zambrano	OL	3/0	Illinois State
76	Will Jados	OL	6/6	Miami (OH)
79	Howard Sampson	OL	6/6	North Carolina

TRUE FRESHMEN (19)				
2025				
NO	PLAYER	POS	GP/GS	HOMETOWN (HS)
10	Lloyd Jones III	QB	-/-	Hitchcock, Texas (Hitchcock)
16	Holden Phillips	QB	-/-	Lubbock, Texas (Frenship)
17	Leyton Stone	WR	6/0	Lubbock, Texas (Frenship)
19	Quintaelyn Joyner	S	-/-	Austin, Texas (Bastrop)
21	Tristian Gentry	WR	4/0	Stephenville, Texas (Stephenville)
26	Deante Lindsay	CB	-/-	Ada, Okla. (Ada)
28	Braylan McDonald	S	2/0	Terrell, Texas (Lancaster)
35	Michael Henderson III	S	2/0	Dallas, Texas (Wylie East)
45	Brock Golwas	LB	6/0	Flower Mound, Texas (Marcus)
50	Patrick McMath	OL	3/0	Katy, Texas (Katy)
61	Connor Carty	OL	3/0	Prosper, Texas (Prosper)
68	Ren Brown	OL	-/-	Stanton, Neb. (Stanton)
73	Danilo Guberinich	OL	1/0	Ann Arbor, Mich. (Detroit Catholic Central)
75	Garin Maley	OL	1/0	La Vista, Neb. (Papillion-La Vista)
77	Elias Gillen	OL	1/0	Rapid City, S.D. (Stevens)
84	Michael Dever	WR	2/0	Lubbock, Texas (Lubbock Cooper)
85	Bryson Jones	WR	3/0	Frisco, Texas (Lone Star)
86	Sean Robinson	TE	1/0	Greenbrae, Calif. (Cibola Steele)
93	Dylan Singleton	DL	-/-	New Iberia, La. (Loreauville)



CAREER STAT NOTABLES

OFFENSE | RECEIVING

CAREER 100+ RECEIVING YARD GAMES

Roy Alexander (6)

Date	Rec. Yards	Opponent
Nov. 9, 2024	163*	Lamar
Oct. 30, 2021	162*	at Towson
Sept. 7, 2024	128*	at South Dakota State
Sept. 17, 2022	127*	at Fordham
Sept. 14, 2024	117*	at Southern Illinois
Sept. 4, 2021	113*	at North Dakota State

Terrance Carter Jr. (3)

Date	Rec. Yards	Opponent
Oct. 19, 2024	149*	at Coastal Carolina
Oct. 12, 2024	107*	Appalachian State
Sept. 13, 2025	102	Oregon State

Caleb Douglas (5)

Date	Rec. Yards	Opponent
Oct. 26, 2024	140	at TCU
Oct. 5, 2024	116	at Arizona
Dec. 27, 2024	115	vs. Arkansas
Oct. 4, 2025	114	at Houston
Nov. 23, 2024	102	at Oklahoma State

Coy Eakin (3)

Date	Rec. Yards	Opponent
Sept. 13, 2025	123	Oregon State
Dec. 16, 2023	106	California
Oct. 14, 2023	102	Kansas State

JohnCarlos Miller II (1)

Date	Rec. Yards	Opponent
Nov. 4, 2023	101*	at Delaware

Reggie Virgil (3)

Date	Rec. Yards	Opponent
Oct. 12, 2024	113*	at Eastern Michigan
Nov. 19, 2024	107*	Northern Illinois
Nov. 5, 2024	101*	at Ball State

* indicates mark set at a previous school

J'Koby Williams (1)

Date	Rec. Yards	Opponent
Sept. 13, 2025	116	Oregon State

CAREER GAMES WITH MULTIPLE RECEIVING TDs

Player	'21	'22	'23	'24	'25	Career
Alexander, Roy	*0	*0	*1	*2	--	3
Eakin, Coy	--	0	0	2	--	2
Virgil, Reggie	--	*0	*0	*1	1	2
Douglas, Caleb	--	*0	*0	1	--	1
Carter Jr., Terrance	--	--	*0	*0	1	1

* indicates mark set at a previous school

OFFENSE | PASSING

CAREER 300+ YARD PASSING GAMES

Behren Morton (8)

Date	Pass Yards	Opponent
Sept. 13, 2025	464	Oregon State
Nov. 23, 2024	401	at Oklahoma State
Oct. 8, 2022	379	at Oklahoma State
Aug. 31, 2024	378	Abilene Christian
Nov. 30, 2024	359	West Virginia
Oct. 4, 2025	345	at Houston
Oct. 22, 2022	325	West Virginia
Sept. 7, 2024	323	at Washington State

Mitch Griffis (2)

Date	Pass Yards	Opponent
Aug. 31, 2023	329*	Elon
Sept. 16, 2023	312*	at Old Dominion

GAMES WITH MULTIPLE PASSING TDs

Player	'21	'22	'23	'24	'25	Career
Morton, Behren	-	2	6	9	3	20
Griffis, Mitch	*0	*1	*3	*0	0	4
Hammond, Will	-	-	-	0	1	1

GAMES WITH THREE OR MORE PASSING TDs

Player	'21	'22	'23	'24	'25	Career
Morton, Behren	-	-	2	4	3	9
Griffis, Mitch	*0	*1	*2	*0	0	3

GAMES WITH FOUR OR MORE PASSING TDs

Player	'21	'22	'23	'24	'25	Career
Morton, Behren	-	-	0	3	2	5

OFFENSE | RUSHING

CAREER 100+ RUSHING YARD GAMES

J'Koby Williams (2)

Date	Rush Yards	Opponent
Dec. 27, 2024	123	vs. Arkansas
Oct. 4, 2025	109	at Houston

Cameron Dickey (1)

Date	Rush Yards	Opponent
Oct. 11, 2025	263	Kansas

Adam Hill (1)

Date	Rush Yards	Opponent
Sept. 6, 2025	127	Kent State

CAREER GAMES WITH MULTIPLE RUSHING TDs

Player	'21	'22	'23	'24	'25	Career
Dickey, Cameron	--	--	--	0	3	3
Hammond, Will	--	--	--	0	1	1
Williams, J'Koby	--	--	--	0	1	1
Joyner, Quinten	--	--	*0	*1	--	1

* Indicates games played prior to arrival at Texas Tech

DEFENSE | TACKLES

CAREER 10+ TACKLE GAMES

Ben Roberts (8)

Date	Tackles	Opponent
Nov. 24, 2023	13	at Texas
Sept. 9, 2023	12	Oregon
Sept. 28, 2024	12	Cincinnati
Sept. 23, 2023	11	at West Virginia
Sept. 21, 2024	11	Arizona State
Oct. 14, 2023	11	Kansas State
Sept. 30, 2023	10	Houston
Oct. 21, 2023	10	at BYU

Jacob Rodriguez (10)

Date	Tackles	Opponent
Nov. 9, 2024	17	Colorado
Oct. 11, 2025	14	Kansas
Aug. 31, 2024	13	Abilene Christian
Oct. 5, 2024	13	at Arizona
Nov. 2, 2024	13	at Iowa State
Nov. 18, 2023	12	UCF
Oct. 19, 2024	12	Baylor
Nov. 23, 2024	12	at Oklahoma State
Sept. 28, 2024	11	Cincinnati
Sept. 20, 2025	11	at Utah

Maurion Horn (2)

Date	Tackles	Opponent
Aug. 31, 2024	11	Abilene Christian
Oct. 5, 2024	10	at Arizona

David Bailey (1)

Date	Tackles	Opponent
Oct. 29, 2022	*10	at UCLA

Cole Wisniewski (4)

Date	Tackles	Opponent
Dec. 16, 2023	*11	at Montana
Nov. 4, 2023	*11	at South Dakota State
Sept. 2, 2023	*11	vs. Eastern Washington
April 24, 2021	*10	vs. Eastern Washington

31 DAVID BAILEY

OLB | Sr. | 4th Yr. (1st at Tech) | Irvine, Calif. | Mater Dei HS

Follow on Social Media

X: @bailey_david23 | IG: bailey.david

PARTICIPATION	2022*	2023*	2024*	2025	CAREER
GP/GS	11/9	10/5	12/2	6/5	38/21

* at Stanford

CAREER STATS

TACKLES	GP	UA	A	Total	TFL	Yds	PD	FF	FR	Blkd	QBH
2022 (STAN)	10	29	17	46	8.5	43	0	2	0	-	3
2023 (STAN)	10	22	12	34	6.0	29	0	0	0	-	2
2024 (STAN)	12	22	9	31	8.0	48	1	5	0	-	8
2025 (TTU)	6	11	7	18	9.5	92	0	2	1	0	9
Totals	38	84	45	129	32	212	1	9	1	-	22

SACKS	G	UA	A	Total	Yds
2022 (STAN)	11	2	1	2.5	14
2023 (STAN)	10	5	0	5.0	24
2024 (STAN)	12	7	0	7.0	47
2025 (TTU)	6	5	2	8.5	88
Totals	38	21	3	23	173

2025 GAME-BY-GAME STATS

Opponent	GS	UA	A	TOT	SACKS-YDS	TFL-YDS	FF	FR	INT	QBH
Ark.-Pine Bluff	*	0	2	2	0.5-3	0.5-3	0	0	0	0
Kent State		1	0	1	1.0-7	1.0-7	0	0	0	1
Oregon State	*	1	1	2	1.0-15	1.0-15	0	0	0	4
at Utah	*	3	0	3	1.0-10	1.0-10	0	0	0	0
at Houston	*	3	1	4	2.0-17	3.0-21	1	0	0	3
Kansas	*	3	3	6	3.0-36	3.0-36	1	1	0	1
at Arizona State										
Oklahoma State										
at Kansas State										
BYU										
UCF										
at West Virginia										
Totals		11	7	18	8.5-88	9.5-92	2	1	0	9

2024 GAME-BY-GAME STATS (@ STANFORD)

Opponent	GS	UA	A	TOT	SACKS-YDS	TFL-YDS	FF	FR	INT	QBH
TCU	*	2	0	2	0.0-0	0.0-0	1	0	0	0
Cal Poly	*	0	2	2	0.0-0	1.0-1	0	0	0	0
at Syracuse		4	0	4	2.0-17	2.0-17	1	0	0	0
at Clemson		0	0	0	0.0-0	0.0-0	0	0	0	1
Virginia Tech		0	0	0	0.0-0	0.0-0	0	0	0	0
at Notre Dame		3	0	3	1.0-5	1.0-5	0	0	0	0
SMU		3	3	6	1.0-6	1.0-6	0	0	0	1
Wake Forest		1	1	2	0.0-0	0.0-0	0	0	0	0
at NC State		4	1	5	2.0-9	2.0-9	2	0	0	1
Louisville		4	2	6	0.0-0	0.0-0	0	0	0	3
at California		0	0	0	0.0-0	0.0-0	0	0	0	0
at San Jose St.		1	0	1	1.0-10	1.0-10	1	0	0	2
Totals		22	9	31	7.0-47	8.0-48	5	0	0	8

2023 GAME-BY-GAME STATS (@ STANFORD)

Opponent	GS	UA	A	TOT	SACKS-YDS	TFL-YDS	FF	FR	INT	QBH
at Hawai'i	*	6	0	6	3.0-20	4.0-25	0	0	0	1
at USC	*	3	0	3	0.0-0	0.0-0	0	0	0	0
Sacramento State		1	1	2	0.0-0	0.0-0	0	0	0	0
Arizona	*	2	3	5	1.0-1	1.0-1	0	0	0	1
Oregon		2	1	3	0.0-0	0.0-0	0	0	0	0
at Colorado	*	1	1	2	0.0-0	0.0-0	0	0	0	0
UCLA		1	2	3	1.0-3	1.0-3	0	0	0	0
Washington	DNP									
at Washington St.	DNP									
at Oregon State		1	0	1	0.0-0	0.0-0	0	0	0	0
California		4	1	5	0.0-0	0.0-0	0	0	0	0
Notre Dame	*	1	3	4	0.0-0	0.0-0	0	0	0	0
Totals		22	12	34	5.0-24	6.0-29	0	0	0	2

2022 GAME-BY-GAME STATS (@ STANFORD)

Opponent	GS	UA	A	TOT	SACKS-YDS	TFL-YDS	FF	FR	INT	QBH
Colgate	*	0	2	2	0.0-0	0.0-0	0	0	0	0
USC	*	4	5	9	1.5-6	1.5-6	0	0	0	0
at Washington	*	1	0	1	0.0-0	0.0-0	0	0	0	0
at Oregon	*	6	0	6	0.0-0	1.0-1	0	0	0	0
Oregon State	*	3	1	4	0.0-0	2.0-5	0	0	0	1
at Notre Dame	DNP									
Arizona State	DNP									
at UCLA	*	8	2	10	1.0-8	2.0-11	1	0	0	0
Washington St.	*	5	4	9	0.0-0	2.0-20	1	0	0	1
at Utah	*	1	1	2	0.0-0	0.0-0	0	0	0	0
at California		1	0	1	0.0-0	0.0-0	0	0	0	1
BYU		0	2	2	0.0-0	0.0-0	0	0	0	0
Totals		29	17	43	2.5-14	8.5-43	2	0	0	3

20 DONTAE BALFOUR

CB | Sr. | 5th Yr. (1st at Tech) | Starke, Fla. | Bradford HS

Follow on Social Media

X: @BalfourDontae | IG: donnieuono

PARTICIPATION	2021*	2022*	2023*	2024*	2025	CAREER
GP/GS	2/0	4/0	11/11	12/12	5/4	34/27

* at North Carolina | * at Charlotte

CAREER STATS

TACKLES	GP	UA	A	Total	TFL	Yds	PD	FF	FR	INT	QBH
2021 (UNC)	2	0	0	0	0.0	0	0	0	0	0	0
2022 (UNC)	4	5	1	6	0.0	0	0	0	0	0	0
2023 (CHAR)	11	34	20	54	1.0	7	11	2	1	1	0
2024 (CHAR)	12	36	13	49	2.5	5	11	0	0	2	0
2025 (TTU)	5	8	6	14	0.5	2	3	0	0	0	0
Totals	34	83	40	123	4.0	14	25	2	1	3	0

INTERCEPTIONS	GP	No	Yds	TD	LG
2021 (UNC)	2	0	0	0	0
2022 (UNC)	4	0	0	0	0
2023 (CHAR)	11	1	0	0	0
2024 (CHAR)	12	2	1	0	1
2025 (TTU)	5	0	0	0	0
Totals	34	3	1	0	1

2025 GAME-BY-GAME STATS

Opponent	GS	UA	A	TOT	TFL-YDS	INT-YDS	FF	FR	PBU
Ark.-Pine Bluff					DNP-injured				
Kent State		1	1	2	0.0-0	0-0	0	0	0
Oregon State	*	2	1	3	0.5-2	0-0	0	0	1
at Utah	*	3	2	5	0.0-0	0-0	0	0	1
at Houston	*	1	1	2	0.0-0	0-0	0	0	1
Kansas	*	1	1	2	0.0-0	0-0	0	0	0
at Arizona State									
Oklahoma State									
at Kansas State									
BYU									
UCF									
at West Virginia									
Totals		8	6	14	0.5-2	0-0	0	0	3

2024 GAME-BY-GAME STATS (@ CHARLOTTE)

Opponent	GS	UA	A	TOT	TFL-YDS	INT-YDS	FF	FR	PBU
James Madison	*	1	3	4	0.5-2	1-0	0	0	1
at North Carolina	*	1	0	1	0.0-0	0-0	0	0	0
Gardner-Webb	*	4	0	4	0.0-0	0-0	0	0	0
at Indiana	*	4	1	5	0.0-0	0-0	0	0	1
at Rice	*	6	1	7	1.5-2	0-0	0	0	3
East Carolina	*	2	0	2	0.0-0	0-0	0	0	0
at Navy	*	1	1	2	0.5-1	0-0	0	0	0
at Memphis	*	2	1	3	0.0-0	1-1	0	0	2
Tulane	*	2	2	4	0.0-0	0-0	0	0	0
South Florida	*	3	1	4	0.0-0	0-0	0	0	0
at Florida Atl.	*	2	2	4	0.0-0	0-0	0	0	2
UAB	*	8	1	9	0.0-0	0-0	0	0	2
Totals		36	13	49	2.5-5	2-1	0	0	11

2023 GAME-BY-GAME STATS (@ CHARLOTTE)

Opponent	GS	UA	A	TOT	TFL-YDS	INT-YDS	FF	FR	PBU
South Carolina St.	*	2	1	3	0.0-0	0-0	0	0	0
at Maryland	*	1	3	4	0.0-0	0-0	0	0	0
Georgia State	*	6	1	7	0.0-0	0-0	0	0	1
at Florida	*	6	2	8	0.0-0	0-0	1	0	0
at SMU	*	3	0	3	0.0-0	0-0	0	0	2
Navy	*	3	3	6	0.0-0	0-0	0	0	0
at East Carolina	*	1	0	1	0.0-0	0-0	0	0	0
Florida Atl.									
at Tulsa	*	1	2	3	0.0-0	1-0	0	0	3
Memphis	*	4	5	9	1.0-7	0-0	1	0	4
Rice	*	2	1	3	0.0-0	0-0	0	0	0
at South Florida	*	5	2	7	0.0-0	0-0	0	0	1
Totals		34	20	54	1.0-7	1-0	2	0	11



27 UPTON BELLENFANT

K | Sr. | 4th Yr. (1st at Tech) | Murfreesboro, Tenn. | Stewarts Creek HS

Follow on Social Media

X: @ubellenfant25 | IG: ubell00

PARTICIPATION	2022*	2023*	2024*	2025	CAREER
GP/GS	0/0	0/0	13/0	5/0	18/0

* at Alabama | * at Buffalo

FGs (Dis.)	FGM-FGA	01-19	20-29	30-39	40-49	50-59	60+
2024 (BUF)	18-21	0-0	4-4	6-7	7-8	1-2	0-0
2025 (TTU)	6-6	-	5-5	1-1	-	-	-
Totals	24-27	0-0	9-9	7-8	7-8	1-2	0-0

SCORING	G	TD	Rush	Pass	Retn	PAT	2PAT	FG	Total	Avg/G
2024 (BUF)	13	0	0	0	0	31	0	18	85	6.5
2025 (TTU)	5	0	0	0	0	12	0	6	30	6.0
Totals	18	0	0	0	0	43	0	24	115	6.4

2025 GAME-BY-GAME FG STATS | (Made), Missed, Blocked

Opponent	Att. 1	Att. 2	Att. 3	Att. 4	Att. 5	Totals	Long
Ark-Pine Bluff	(29)	-	-	-	-	1-of-1	29
Kent State	(23)	-	-	-	-	1-of-1	23
Oregon State	(21)	-	-	-	-	1-of-1	21
at Utah	DNP						
at Houston	(33)	(29)	-	-	-	1-of-1	33
Kansas	(25)	-	-	-	-	1-of-1	25
at Arizona State	-	-	-	-	-	0-of-0	-
Oklahoma State	-	-	-	-	-	0-of-0	-
at Kansas State	-	-	-	-	-	0-of-0	-
BYU	-	-	-	-	-	0-of-0	-
UCF	-	-	-	-	-	0-of-0	-
at West Virginia	-	-	-	-	-	0-of-0	-
Totals						6-of-6	33

2024 GAME-BY-GAME FG STATS (@ BUFFALO) | (Made), Missed, Blocked

Opponent	Att. 1	Att. 2	Att. 3	Att. 4	Att. 5	Totals	Long
Lafayette	-	-	-	-	-	0-of-0	-
at Missouri	-	-	-	-	-	0-of-0	-
UMass	(37)	(34)	-	-	-	2-of-2	37
at Northern Illinois	(42)	(42)	(37)	-	-	3-of-3	42
at UConn	(47)	-	-	-	-	1-of-1	47
Toledo	(33)	-	-	-	-	1-of-1	33
Western Michigan	(26)	(22)	-	-	-	2-of-2	26
at Ohio	47	(40)	-	-	-	1-of-2	40
at Akron	(33)	(36)	-	-	-	2-of-2	36
Ball State	(27)	-	-	-	-	1-of-1	27
at Eastern Michigan	55	-	-	-	-	0-of-1	-
Kent State	(42)	-	-	-	-	1-of-1	42
vs. Liberty	(52)	(43)	(20)	30	(45)	4-of-5	52
Totals						18-of-21	52

7 TERRANCE CARTER JR.

TE | Jr. | 4th Yr. (1st at Tech) | Killeen, Texas | Harker Heights HS

Follow on Social Media

X: @carterdagoat2 | IG: carterdagoat2

PARTICIPATION	2022*	2023*	2024*	2025	CAREER
GP/GS	1/0	12/2	13/13	6/5	32/20

* at Louisiana

CAREER STATS

RECEIVING	G	Rec	Yds	TD	Lg	Rec/G	Avg/C	Avg/G
2022 (ULL)	1	0	0	0	0	0.0	0.0	0.0
2023 (ULL)	12	28	255	3	35	2.3	9.1	21.3
2024 (ULL)	13	48	689	4	74	3.7	14.4	53.0
2025 (TTU)	6	23	297	5	50	3.8	12.9	49.5
Totals	32	99	1,241	12	74	3.1	12.5	38.8

ALL PURPOSE	G	Rush	Rec	PR	KR	IR	Total	Avg/G
2022 (ULL)	1	0	0	0	0	0	0	0.0
2023 (ULL)	12	0	255	0	25	0	280	23.3
2024 (ULL)	13	0	689	0	0	0	689	53.0
2025 (TTU)	6	0	297	0	0	0	297	49.5
Totals	32	0	1,241	0	25	0	1,266	39.6

2025 GAME-BY-GAME

Opponent	GS	Rec	Yds	TD	Avg	LG	Rush	Yds	TD
Arkansas-Pine Bluff	*	3	42	2	14.0	21	0	0	0
Kent State	*	1	50	0	50.0	50	0	0	0
Oregon State	*	6	102	1	17.0	24	0	0	0
at Utah	*	7	49	1	7.0	24	0	0	0
at Houston	*	3	26	0	8.6	9	0	0	0
Kansas		3	28	1	9.2	21	0	0	0
at Arizona State									
Oklahoma State									
at Kansas State									
BYU									
UCF									
at West Virginia									
Totals		23	297	5	12.9	50	0	0	0

2024 GAME-BY-GAME (@ LOUISIANA)

Opponent	GS	Rec	Yds	TD	Avg	LG	Rush	Yds	TD
Grambling	*	3	35	1	11.7	15	0	0	0
at Kennesaw St.	*	3	17	0	5.7	7	0	0	0
Tulane	*	4	79	1	19.8	36	0	0	0
at Wake Forest	*	1	14	0	14.0	14	0	0	0
at Southern Miss.	*	7	64	0	9.1	21	0	0	0
Appalachian State	*	4	107	1	26.8	74	0	0	0
at Coastal Carolina	*	7	149	1	21.2	59	0	0	0
at Texas State	*	4	46	0	11.5	14	0	0	0
Arkansas State	*	3	47	0	15.7	25	0	0	0
South Alabama	*	5	41	0	8.2	17	0	0	0
Troy	*	5	63	0	12.6	27	0	0	0
at UL Monroe	*	2	27	0	13.5	20	0	0	0
Marshall	*	0	0	0	0.0	0	0	0	0
vs. TCU	DNP								
Totals		48	689	4	14.4	74	0	0	0

2023 GAME-BY-GAME (@ LOUISIANA)

Opponent	GS	Rec	Yds	TD	Avg	LG	Rush	Yds	TD
Northwestern State		2	42	0	21.0	35	0	0	0
at Old Dominion		0	0	0	0.0	0	0	0	0
at UAB		2	22	1	11.0	11	0	0	0
Buffalo		1	16	0	16.0	16	0	0	0
at Minnesota		1	5	0	5.0	5	0	0	0
Texas State	DNP								
Georgia State	*	4	20	1	5.0	8	0	0	0
at South Alabama		3	36	0	12.0	18	0	0	0
at Arkansas State	*	5	17	0	3.4	7	0	0	0
Southern Miss.		3	26	0	8.7	15	0	0	0
at Troy		1	4	1	4.0	4	0	0	0
UL Monroe		3	37	0	12.3	18	0	0	0
vs. Jacksonville State		3	30	0	10.0	20	0	0	0
Totals		28	255	3	9.1	35	0	0	0

8 CAMERON
DICKEY

RB | So. | 2nd Yr. | Austin, Texas | Crockett HS

Follow on Social Media

X: @CameronDickey5 | IG: cam.dickey1

PARTICIPATION	2024	2025	CAREER
GP/GS	12/0	6/3	18/3

CAREER STATS

RUSHING	G	Att	Yds	TD	Lg	Avg/C	Avg/G
2024	12	41	225	1	37	5.5	18.8
2025	6	91	591	8	71	6.5	98.5
Totals	18	132	816	9	71	6.2	45.3

2025 GAME-BY-GAME

Opponent	GS	Rush	Yds	TD	LG	Rec	Yds	TD	LG
Ark-Pine Bluff	*	13	90	1	20	0	0	0	0
Kent State		8	10	2	4	2	10	0	7
Oregon State		16	65	1	16	1	7	0	7
at Utah		13	67	2	24	3	20	0	12
at Houston	*	20	96	0	21	1	69	1	69
Kansas	*	21	263	2	71	3	16	0	9
at Arizona State									
Oklahoma State									
at Kansas State									
BYU									
UCF									
at West Virginia									
Totals		91	591	8	71	10	122	1	69

2024 GAME-BY-GAME

Opponent	GS	Rush	Yds	TD	LG	Rec	Yds	TD	LG
Abilene Christian		1	5	0	5	0	0	0	0
at Washington State		7	25	0	12	5	34	1	12
North Texas		10	75	1	37	2	8	0	6
Arizona State		3	24	0	16	0	0	0	0
Cincinnati		0	0	0	0	0	0	0	0
at Arizona		1	1	0	1	0	0	0	0
Baylor		4	21	0	10	1	0	0	0
at TCU		0	0	0	0	0	0	0	0
at Iowa State		0	0	0	0	0	0	0	0
Colorado		0	0	0	0	0	0	0	0
at Oklahoma State		0	0	0	0	0	0	0	0
West Virginia		DNP							
vs. Arkansas		15	74	0	15	1	5	0	5
Totals		41	225	1	37	9	0	1	0

5 CALEB
DOUGLAS

WR | Sr. | 4th Yr. (2nd at Tech) | Missouri City, Texas | Hightower HS

Follow on Social Media

X: @Caedezy | IG: cddouglas_

PARTICIPATION	2022*	2023*	2024	2025	CAREER
GP/GS	8/2	5/5	13/13	6/6	32/26

* at Florida

CAREER STATS

RECEIVING	G	Rec	Yds	TD	Lg	Rec/G	Avg/C	Avg/G
2022 (UF)	8	10	175	2	62	1.3	17.5	21.9
2023 (UF)	5	11	133	1	34	2.2	12.1	26.6
2024 (TTU)	13	60	877	6	57	4.6	14.6	67.5
2025 (TTU)	6	24	395	1	61	4.0	16.5	65.8
Totals	32	105	1,580	10	62	3.3	15.0	49.4

2025 GAME-BY-GAME

Opponent	GS	Rec	Yds	TD	Avg	LG	Rush	Yds	TD
Arkansas-Pine Bluff	*	3	44	0	14.7	19	0	0	0
Kent State	*	2	37	0	18.5	29	0	0	0
Oregon State	*	2	77	1	38.5	61	0	0	0
at Utah	*	4	68	0	17.0	33	0	0	0
at Houston	*	7	114	0	16.3	33	0	0	0
Kansas	*	6	55	0	9.1	26	0	0	0
at Arizona State									
Oklahoma State									
at Kansas State									
BYU									
UCF									
at West Virginia									
Totals		24	395	1	16.5	61	0	0	0

2024 GAME-BY-GAME

Opponent	GS	Rec	Yds	TD	Avg	LG	Rush	Yds	TD
Abilene Christian	*	4	42	1	10.5	14	0	0	0
at Washington St.	*	4	71	0	17.8	42	0	0	0
North Texas	*	2	24	0	12.0	17	0	0	0
Arizona State	*	5	63	0	12.6	21	0	0	0
Cincinnati	*	1	4	0	4.0	4	0	0	0
at Arizona	*	5	116	0	23.2	57	0	0	0
Baylor	*	9	99	3	11.0	20	0	0	0
at TCU	*	9	140	0	15.6	44	0	0	0
at Iowa State	*	5	35	0	7.0	14	0	0	0
Colorado	*	3	16	0	5.3	9	0	0	0
at Oklahoma St.	*	5	102	1	20.4	34	0	0	0
West Virginia	*	3	50	1	16.7	31	0	0	0
vs. Arkansas	*	5	115	0	23.0	47	0	0	0
Totals		60	877	6	14.6	57	0	0	0

2023 GAME-BY-GAME (@ FLORIDA)

Opponent	GS	Rec	Yds	TD	Avg	LG	Rush	Yds	TD
at Utah	*	4	42	1	0.0	19	0	0	0
McNeese	*	0	0	0	0.0	0	0	0	0
Tennessee	*	2	20	0	0.0	12	0	0	0
Charlotte	*	4	37	0	0.0	21	0	0	0
at Kentucky	*	1	34	0	0.0	34	0	0	0
Vanderbilt		DNP							
at South Carolina		DNP							
vs. Georgia		DNP							
Arkansas		DNP							
at LSU		DNP							
at Missouri		DNP							
Florida State		DNP							
Totals		11	133	1	0.0	34	0	0	0

2022 GAME-BY-GAME (@ FLORIDA)

Opponent	GS	Rec	Yds	TD	Avg	LG	Rush	Yds	TD
Utah		DNP							
Kentucky		DNP							
South Florida		DNP							
at Tennessee		DNP							
Eastern Washington		1	62	1	0.0	62	0	0	0
Missouri		DNP							
LSU		0	0	0	0.0	0	0	0	0
vs. Georgia		0	0	0	0.0	0	0	0	0
at Texas A&M		3	25	1	0.0	12	0	0	0
South Carolina	*	3	53	0	0.0	27	0	0	0
at Vanderbilt		1	10	0	0.0	10	0	0	0
at Florida State	*	0	0	0	0.0	0	0	0	0
vs. Oregon State		2	25	0	0.0	15	0	0	0
Totals		10	175	2	0.0	62	0	0	0



3 COY
EAKIN

WR | Jr. | 4th Yr. | Stephenville, Texas | Stephenville HS

Follow on Social Media

X: @CoyEakin | IG: coy_eakin

PARTICIPATION	2022	2023	2024	2025	CAREER
GP/GS	4/0	10/7	13/12	6/5	33/24

CAREER STATS

RECEIVING	G	Rec	Yds	TD	Lg	Rec/G	Avg/C	Avg/G
2022	4	0	0	0	0	0.0	0.0	0.0
2023	10	36	416	2	43	3.6	11.6	41.6
2024	13	49	652	7	70	3.8	13.3	50.2
2025	6	24	341	3	42	4.0	14.2	56.8
Totals	33	109	1,409	12	70	3.3	12.9	42.7

2025 GAME-BY-GAME

Opponent	GS	Rec	Yds	TD	Avg	LG	Rush	Yds	TD
Arkansas-Pine Bluff		3	47	1	15.7	41	0	0	0
Kent State	*	3	59	1	19.6	42	0	0	0
Oregon State	*	5	123	1	24.6	38	0	0	0
at Utah	*	3	31	0	10.3	19	0	0	0
at Houston	*	10	81	0	8.1	23	0	0	0
Kansas	*	0	0	0	0.0	0	0	0	0
at Arizona State									
Oklahoma State									
at Kansas State									
BYU									
UCF									
at West Virginia									
Totals		24	341	3	14.2	42	0	0	0

2024 GAME-BY-GAME

Opponent	GS	Rec	Yds	TD	Avg	LG	Rush	Yds	TD
Abilene Christian	*	5	76	2	15.2	35	0	0	0
at Washington St.	*	5	54	0	10.8	19	0	0	0
North Texas	*	1	70	1	70.0	70	0	0	0
Arizona State	*	3	29	0	9.7	16	0	0	0
Cincinnati	*	3	78	2	26.0	49	0	0	0
at Arizona	*	2	12	0	6.0	6	0	0	0
Baylor	*	3	20	0	6.6	11	0	0	0
at TCU		4	56	1	14.0	29	0	0	0
at Iowa State	*	2	32	0	16.0	25	0	0	0
Colorado	*	4	40	0	10.0	27	0	0	0
at Oklahoma St.	*	7	90	0	12.8	21	0	0	0
West Virginia	*	6	48	0	8.0	17	0	0	0
vs. Arkansas	*	4	47	1	11.8	18	0	0	0
Totals		49	652	7	13.3	70	0	0	0

2023 GAME-BY-GAME

Opponent	GS	Rec	Yds	TD	Avg	LG	Rush	Yds	TD
at Wyoming		DNP-injured							
Oregon		DNP-injured							
Tarleton State		DNP-injured							
at West Virginia		1	9	0	9.0	9	0	0	0
Houston	*	0	0	0	0	0	0	0	0
at Baylor	*	2	20	1	10.0	13	0	0	0
Kansas State	*	5	102	0	20.4	43	0	0	0
at BYU	*	2	4	0	2.0	3	1	-1	0
TCU		8	78	0	9.8	30	0	0	0
at Kansas	*	3	29	0	9.7	11	0	0	0
UCF	*	4	41	0	10.3	22	0	0	0
at Texas		4	27	0	6.8	13	0	0	0
vs. California	*	7	106	1	15.1	27	0	0	0
Totals		36	416	2	11.6	43	1	-1	0

2022 GAME-BY-GAME

Opponent	GS	Rec	Yds	TD	Avg	LG	Rush	Yds	TD
Murray State		DNP							
Houston		DNP							
at NC State		DNP							
Texas		DNP							
at Kansas State		DNP							
at Oklahoma State		DNP							
West Virginia		0	0	0	0	0	0	0	0
Baylor		DNP							
at TCU		DNP							
Kansas		0	0	0	0	0	0	0	0
at Iowa State		0	0	0	0	0	0	0	0
Oklahoma		DNP							
vs. Ole Miss		0	0	0	0	0	0	0	0
Totals		0	0	0	0	0	0	0	0

11 CHARLES
ESTERS III

OLB | Sr. | 5th Yr. | Cedar Hill, Texas | Cedar Hill HS

Follow on Social Media

X: @CharlesEsters_3 | IG: charlesesters3

PARTICIPATION	2021	2022	2023	2024	2025	CAREER
GP/GS	0/0	1/0	12/3	9/9	4/0	26/12

CAREER STATS

TACKLES	GP	UA	A	Total	TFL	Yds	PD	FF	FR	Blkd	QBH
2022	1	1	0	1	0.0	0	0	0	0	0	0
2023	12	7	19	26	4.5	22	1	1	0	0	2
2024	9	5	13	18	2.0	7	1	0	1	0	3
2025	4	1	3	4	1.5	3	0	0	0	0	0
Totals	26	14	35	49	8.0	32	2	1	1	0	5

SACKS

	G	UA	A	Total	Yds
2022	1	0	0	0.0	0
2023	12	2	2	3.0	21
2024	9	0	1	0.5	3
2025	4	0	0	0.0	0
Totals	26	2	3	3.5	24

2025 GAME-BY-GAME STATS

Opponent	GS	UA	A	TOT	SACKS-YDS	TFL-YDS	FF	FR	INT	QBH
Ark-Pine Bluff		1	2		0.0-0	1.0-2	0	0	0	0
Kent State		DNP-injured								
Oregon State		DNP-injured								
at Utah		0	0	0	0.0-0	0.0-0	0	0	0	0
at Houston		0	0	0	0.0-0	0.0-0	0	0	0	0
Kansas		0	2	2	0.0-0	0.5-1	0	0	0	0
at Arizona State										
Oklahoma State										
at Kansas State										
BYU										
UCF										
at West Virginia										
Totals		1	3	4	0.0-0	1.5-3	0	0	0	0

2024 GAME-BY-GAME STATS

Opponent	GS	UA	A	TOT	SACKS-YDS	TFL-YDS	FF	FR	INT	QBH
Abilene Christian		DNP-injured								
at Washington St.		DNP-injured								
North Texas		DNP-injured								
Arizona State		DNP-injured								
Cincinnati	*	0	0	0	0.0-0	0.0-0	0	0	0	0
at Arizona	*	0	3	3	0.0-0	0.0-0	0	0	0	0
Baylor	*	0	1	1	0.0-0	0.0-0	0	0	0	0
at TCU	*	1	2	3	0.5-3	0.5-3	0	0	0	0
at Iowa State	*	2	2	4	0.0-0	1.5-4	0	0	0	0
Colorado		2	3	5	0.0-0	0.0-0	0	0	0	2
at Oklahoma St.		0	1	1	0.0-0	0.0-0	0	0	0	0
West Virginia	*	0	1	1	0.0-0	0.0-0	0	0	0	1
vs. Arkansas	*	0	0	0	0.0-0	0.0-0	0	1	0	0
Totals		5	13	18	0.5-3	2.0-7	0	1	0	3

2023 GAME-BY-GAME STATS

Opponent	GS	UA	A	TOT	SACKS-YDS	TFL-YDS	FF	FR	INT	QBH
at Wyoming		0	0	0	0.0-0	0.0-0	0	0	0	0
Oregon		2	5	7	0.0-0	0.0-0	0	0	0	0
Tarleton State		0	0	0	0.0-0	0.0-0	0	0	0	0
at West Virginia		0	0	0	0.0-0	0.0-0	0	0	0	0
Houston		1	1	2	0.0-0	0.0-0	0	0	0	0
at Baylor		1	3	4	2.0-17	2.0-17	1	0	0	0
Kansas State	*	1	1	2	0.0-0	0.0-0	0	0	0	0
at BYU		DNP-injured								
TCU		0	1	1	0.0-0	0.0-0	0	0	0	0
at Kansas	*	0	1	1	0.0-0	0.0-0	0	0	0	1
UCF		0	1	1	0.0-0	0.0-0	0	0	0	0
at Texas		1	3	4	1.0-4	1.0-4	0	0	0	1
vs. California	*	1	3	4	0.0-0	1.5-1	0	0	0	0
Totals		7	19	26	3.0-21	4.5-22	1	0	0	2

0 SKYLER
GILL-HOWARD

DL | Sr. | 5th Yr. (1st at Tech) | Milwaukee, Wisconsin | Greenfield HS

Follow on Social Media

X: @SkylerHoward0 | IG: skylerhoward

PARTICIPATION	2021*	2022*	2023*	2024*	2025	CAREER
GP/GS	4/0	0/0	13/0	12/1	6/6	35/7

* at Upper Iowa | * at Northern Illinois

CAREER STATS

TACKLES	GP	UA	A	Total	TFL	Yds	PD	FF	FR	Blkd
2021 (UJ)	4	2	1	3	0.0	0	0	0	0	0
2022 (NIU)	0	0	0	0	0.0	0	0	0	0	0
2023 (NIU)	13	15	9	24	4.0	4	1	0	1	0
2024 (NIU)	12	27	24	51	8.0	35	0	0	0	0
2025 (TTU)	6	9	4	13	2.5	7	1	0	0	0
Totals	35	53	38	91	14.5	46	2	0	1	0

SACKS	G	UA	A	Total	Yds
2021 (UJ)	4	0	0	0.0	0
2022 (NIU)	0	0	0	0.0	0
2023 (NIU)	13	1	0	1.0	1
2024 (NIU)	12	4	2	5.0	30
2025 (TTU)	6	0	1	0.5	3
Totals	35	5	3	6.5	34

2025 GAME-BY-GAME STATS

Opponent	GS	UA	A	TOT	SACKS-YDS	TFL-YDS	FF	FR	INT	QBH
Ark-Pine Bluff	*	1	1	2	0.5-3	0.5-3	0	0	0	1
Kent State	*	3	1	4	0.0-0	1.0-3	0	0	1	0
Oregon State	*	0	1	1	0.0-0	0.0-0	0	0	0	2
at Utah	*	3	0	3	0.0-0	1.0-3	0	0	0	0
at Houston	*	2	1	3	0.0-0	0.0-0	0	0	0	3
Kansas	*	0	0	0	0.0-0	0.0-0	0	0	0	0
at Arizona State										
Oklahoma State										
at Kansas State										
BYU										
UCF										
at West Virginia										
Totals		9	4	13	0.5-3	2.5-7	0	0	1	6

2024 GAME-BY-GAME STATS (@ NORTHERN ILLINOIS)

Opponent	GS	UA	A	TOT	SACKS-YDS	TFL-YDS	FF	FR	INT	QBH
Western Illinois	2	2	4		0.0-0	0.0-0	0	0	0	0
at Notre Dame	2	2	4		0.0-0	0.0-0	0	0	0	0
Buffalo	1	1	2		0.0-0	0.0-0	0	0	0	0
at NC State	1	2	3		0.0-0	0.5-0	0	0	0	1
UMass	2	2	4		0.0-0	0.0-0	0	0	0	1
at Bowling Green	5	2	7		2.0-14	3.0-16	0	0	0	0
Toledo	2	1	3		1.0-4	1.0-4	0	0	0	0
at Ball State	2	4	6		1.0-9	1.5-10	0	0	0	1
at W. Michigan	3	2	5		0.0-0	0.0-0	0	0	0	0
Akron	3	2	5		0.5-1	0.5-1	0	0	0	0
at Miami (OH)	2	2	4		0.0-0	1.0-2	0	0	0	1
C. Michigan	2	2	4		0.5-2	0.5-2	0	0	0	0
vs. Fresno State					DNP					
Totals	27	24	51		5.0-30	8.0-35	0	0	0	4

15 WILL
HAMMOND

QB | R-Fr. | 2nd Yr. | Austin, Texas | Hutto HS

Follow on Social Media

X: @Will_Hammond13 | IG: willhamm5

PARTICIPATION	2024	2025	CAREER
GP/GS	4/1	6/0	10/1

CAREER STATS

PASSING	G	Cmp	Att	Int	Yds	TD	Lg	Pct	Avg/G	Effic
2024	4	35	57	2	471	2	47	61.4	117.8	135.4
2025	6	38	57	2	411	4	38	66.7	68.5	143.4
Totals	10	73	114	4	882	6	47	64.0	88.2	139.4

RUSHING	G	Att	Yds	TD	Lg	Avg/C	Avg/G
2024	4	17	49	2	12	2.9	12.3
2025	6	24	231	4	64	9.6	38.5
Totals	10	41	280	6	64	6.8	28.0

TOTAL OFF.	G	Rush	Pass	Total	Avg/G
2024	4	49	471	520	130.0
2025	6	231	411	642	107.0
Totals	10	280	882	1,162	116.2

2025 GAME-BY-GAME

Opponent	GS	Comp	Att	TD	INT	Yds	Lg	Run	Yds	TD	Lg
Ark-Pine Bluff		7	9	1	0	92	19	1	64	1	64
Kent State		7	10	1	0	94	38	3	27	1	13
Oregon State		4	6	0	1	14	9	3	17	0	14
at Utah		13	16	2	0	169	33	8	61	0	32
at Houston		0	0	0	0	0	0	1	1	0	1
Kansas		7	16	0	1	42	12	8	61	2	20
at Arizona State											
Oklahoma State											
at Kansas State											
BYU											
UCF											
at West Virginia											
Totals		38	57	4	2	411	38	24	231	4	64

2024 GAME-BY-GAME

Opponent	GS	Comp	Att	TD	INT	Yds	Lg	Run	Yds	TD	Lg
Abilene Christian		DNP									
at Washington St.		DNP									
North Texas		5	7	0	0	70	32	2	11	0	8
Arizona State		DNP									
Cincinnati		DNP									
at Arizona		DNP									
Baylor		DNP									
at TCU		10	15	1	0	121	36	8	16	1	12
at Iowa State		DNP									
Colorado		DNP									
at Oklahoma St.		DNP									
West Virginia		0	1	0	0	0	0	2	8	1	4
vs. Arkansas	*	20	34	1	2	280	47	5	14	0	12
Totals		35	57	2	2	471	47	17	49	2	12



9 ROMELLO
HEIGHT

OLB | Sr. | 6th Yr. (1st at Tech) | Dublin, Georgia | Dublin HS

Follow on Social Media

X: @height_romello | IG: melloheight

PARTICIPATION	2020*	2021*	2022*	2023*	2024*	2025	CAREER
GP/GS	1/0	9/0	2/2	12/0	12/12	6/6	42/20

* at Auburn | * USC | * Georgia Tech

CAREER STATS

TACKLES	GP	UA	A	Total	TFL	Yds	PD	FF	FR	Blkd	QBH
2020 (UA)	1	0	0	0	0.0	0	0	0	0	0	0
2021 (UA)	9	6	13	19	3.0	9	0	0	0	0	4
2022 (USC)	2	0	0	0	0.0	0	0	0	0	0	0
2023 (USC)	12	11	9	20	6.0	35	0	0	1	0	1
2024 (GT)	12	18	16	34	6.5	26	0	2	0	0	4
2025 (TTU)	6	9	6	15	4.5	35	0	0	0	0	7
Totals	42	44	44	88	20.0	105	0	2	1	0	16

SACKS	G	UA	A	Total	Yds
2020 (UA)	1	0	0	0.0	0
2021 (UA)	9	0	0	0.0	0
2022 (USC)	2	0	0	0.0	0
2023 (USC)	12	4	0	4.0	31
2024 (GT)	12	2	1	2.5	16
2025 (TTU)	6	3	3	4.5	35
Totals	42	9	4	11.0	82

2025 GAME-BY-GAME STATS

Opponent	GS	UA	A	TOT	SACKS-YDS	TFL-YDS	FF	FR	INT	QBH
Ark-Pine Bluff	*	0	1	1	0.5-3	0.5-3	0	0	0	2
Kent State	*	2	0	2	1.0-6	1.0-6	0	0	0	2
Oregon State	*	3	1	4	1.0-8	1.0-8	0	0	0	2
at Utah	*	1	0	1	0.0-0	0.0-0	0	0	0	0
at Houston	*	1	0	1	0.0-0	0.0-0	0	0	0	1
Kansas	*	2	4	6	2.0-18	2.0-18	0	0	0	0
at Arizona State										
Oklahoma State										
at Kansas State										
BYU										
UCF										
at West Virginia										
Totals		9	6	15	4.5-35	4.5-35	0	0	0	7

2024 GAME-BY-GAME STATS (@ GEORGIA TECH)

Opponent	GS	UA	A	TOT	SACKS-YDS	TFL-YDS	FF	FR	INT	QBH
vs. Florida State	*	2	1	3	0.0-0	1.0-3	0	0	0	0
Georgia State	*	1	3	4	0.0-0	0.5-1	0	0	0	0
at Syracuse	*	2	2	4	0.0-0	0.0-0	0	0	0	1
VMI	*	0	4	4	0.0-0	0.5-1	0	0	0	0
at Louisville	*	3	2	5	0.0-0	1.0-3	0	0	0	0
Duke	*	1	1	2	0.0-0	0.0-0	0	0	0	0
at North Carolina	*	3	0	3	0.0-0	1.0-2	0	0	0	1
vs. Notre Dame	*	1	1	2	0.0-0	0.0-0	0	0	0	0
at Virginia Tech	*	2	2	4	1.5-14	1.5-14	1	0	0	1
Miami	*	2	0	2	1.0-2	1.0-2	1	0	0	1
NC State	*	1	0	1	0.0-0	0.0-0	0	0	1	0
at Georgia	*	0	0	0	0.0-0	0.0-0	0	0	0	0
vs. Vanderbilt					DNP					
Totals		18	16	34	2.5-16	6.5-26	2	0	1	4

2023 GAME-BY-GAME STATS (@ USC)

Opponent	GS	UA	A	TOT	SACKS-YDS	TFL-YDS	FF	FR	INT	QBH
San Jose State	0	0	0	0.0-0	0.0-0	0	0	0	0	0
Nevada	0	2	2	0.0-0	0.0-0	0	0	0	0	0
Stanford	3	0	3	0.0-0	1.0-2	0	0	0	0	0
at Arizona State	4	1	5	2.0-12	2.0-12	0	1	0	0	0
at Colorado	2	0	2	1.0-7	1.0-7	0	0	0	1	0
Arizona	0	1	1	0.0-0	0.5-1	0	0	0	0	0
at Notre Dame	0	1	1	0.0-0	0.0-0	0	0	0	0	0
Utah	1	1	2	1.0-12	1.5-13	0	0	0	0	0
at California	0	1	1	0.0-0	0.0-0	0	0	0	0	0
Washington					DNP					
at Oregon	0	1	1	0.0-0	0.0-0	0	0	0	0	0
UCLA	1	0	1	0.0-0	0.0-0	0	0	0	0	0
vs. Louisville	0	1	1	0.0-0	0.0-0	0	0	0	0	0
Totals		11	9	20	4.0-31	6.0-35	0	1	0	1

33 A.J.
HOLMES

DL | Jr. | 4th Yr. (1st at Tech) | Houston, Texas | Westfield HS

Follow on Social Media

X: @AnthonyJr10_ | IG: waakemup18

PARTICIPATION	2022*	2023*	2024*	2025	CAREER
GP/GS	5/1	12/3	12/12	6/0	35/16

* at Houston

CAREER STATS

TACKLES	GP	UA	A	Total	TFL	Yds	PD	FF	FR	Blkd	QBH
2022 (UH)	5	5	1	6	0.5	0	0	0	0	0	1
2023 (UH)	12	13	8	21	4.5	19	0	0	0	0	3
2024 (UH)	12	19	21	40	8.5	28	0	0	0	0	7
2025 (TTU)	6	9	10	19	4.5	21	1	0	2	0	4
Totals	35	46	40	86	18.0	68	1	0	2	0	15

SACKS	G	UA	A	Total	Yds
2022 (UH)	5	0	0	0.0	0
2023 (UH)	12	2	1	2.5	16
2024 (UH)	12	2	0	2.0	14
2025 (TTU)	6	3	0	3.0	20
Totals	35	7	1	7.5	50

2025 GAME-BY-GAME STATS

Opponent	GS	UA	A	TOT	SACKS-YDS	TFL-YDS	FF	FR	INT	QBH
Ark-Pine Bluff		2	1	3	0.0-0	0.0-0	0	0	0	1
Kent State		2	3	5	1.0-1	2.0-2	0	1	0	2
Oregon State		1	2	3	1.0-8	1.0-8	0	0	0	1
at Utah		1	2	3	0.0-0	0.0-0	0	1	0	0
at Houston		1	0	1	0.0-0	0.0-0	0	0	0	0
Kansas		2	2	4	2.0-19	2.5-19	0	0	0	0
at Arizona State										
Oklahoma State										
at Kansas State										
BYU										
UCF										
at West Virginia										
Totals		9	10	19	3.0-20	4.5-21	0	2	0	4

2024 GAME-BY-GAME STATS (@ HOUSTON)

Opponent	GS	UA	A	TOT	SACKS-YDS	TFL-YDS	FF	FR	INT	QBH
UNLV	*	1	2	3	0.0-0	0.0-0	0	0	0	0
at Oklahoma	*	1	1	2	0.0-0	0.0-0	0	0	0	0
Rice	*	0	2	2	0.0-0	0.0-0	0	0	0	3
at Cincinnati	*	2	2	4	0.0-0	1.5-3	0	0	0	0
Iowa State	*	3	3	6	1.0-7	1.5-8	0	0	0	0
at TCU	*	1	0	1	0.0-0	1.0-4	0	0	0	0
at Kansas	*	1	0	1	0.0-0	1.0-1	0	0	0	0
Utah	*	1	1	2	0.0-0	0.0-0	0	0	0	1
Kansas State	*	1	3	4	0.0-0	0.5-0	0	0	0	1
at Arizona	*	2	2	4	1.0-7	2.0-10	0	0	0	1
Baylor	*	3	4	7	0.0-0	1.0-2	0	0	0	0
at BYU	*	3	1	4	0.0-0	0.0-0	0	0	0	1
Totals		19	21	40	2.0-14	8.5-28	0	0	0	7

2023 GAME-BY-GAME STATS (@ HOUSTON)

Opponent	GS	UA	A	TOT	SACKS-YDS	TFL-YDS	FF	FR	INT	QBH
UTSA	*	1	3	4	0.0-0	0.0-0	0	0	0	2
at Rice	*	1	0	1	0.0-0	0.0-0	0	0	0	0
TCU	*	2	0	2	0.0-0	0.0-0	0	0	0	0
Sam Houston		2	0	2	1.0-7	2.0-8	0	0	0	1
at Texas Tech		1	0	1	0.0-0	0.0-0	0	0	0	0
West Virginia		0	0	0	0.0-0	0.0-0	0	0	0	0
Texas		0	1	1	0.0-0	0.0-0	0	0	0	0
at Kansas State		1	0	1	0.0-0	0.0-0	0	0	0	0
at Baylor		0	0	0	0.0-0	0.0-0	0	0	0	0
Cincinnati		2	2	4	1.5-9	2.5-11	0	0	0	0
Oklahoma State		1	1	2	0.0-0	0.0-0	0	0	0	0
at UCF		2	1	3	0.0-0	0.0-0	0	0	0	0
Totals		13	8	21	2.5-16	4.5-19	0	0	0	3

O LEE
HUNTER

DL | Sr. | 5th Yr. (1st at Tech) | Mobile, Ala. | Blount HS

Follow on Social Media

X: @The_Fridge7 | IG: lee_hunter7

PARTICIPATION	2021*	2022*	2023*	2024*	2025	CAREER
GP/GS	0/0	13/0	13/13	12/10	6/6	44/29

* at Auburn | * at UCF

CAREER STATS

TACKLES	GP	UA	A	Total	TFL	Yds	PD	FF	FR	Blkd	QBH
2022 (UCF)	13	9	8	17	1.0	7	0	0	0	0	1
2023 (UCF)	13	38	31	69	11.0	49	1	0	0	0	2
2024 (UCF)	12	19	26	45	9.5	24	0	0	0	0	6
2025 (TTU)	6	1	14	15	1.5	3	0	0	0	0	1
Totals	44	67	79	146	23.0	83	1	0	0	0	10

SACKS	GP	UA	A	Total	Yds
2022 (UCF)	13	1	0	1.0	7
2023 (UCF)	13	3	0	3.0	27
2024 (UCF)	12	1	0	1.0	5
2025 (TTU)	6	0	1	0.5	2
Totals	44	4	1	5.5	41

2025 GAME-BY-GAME STATS

Opponent	GS	UA	A	TOT	SACKS-YDS	TFL-YDS	FF	FR	INT	QBH
Ark.-Pine Bluff	*	0	1	1	0.5-2	0.5-2	0	0	0	0
Kent State	*	0	2	2	0.0-0	0.0-0	0	0	0	1
Oregon State	*	0	5	5	0.0-0	0.5-1	0	0	0	0
at Utah	*	1	1	2	0.0-0	0.0-0	0	0	0	0
at Houston	*	0	3	3	0.0-0	0.0-0	0	0	0	0
Kansas	*	0	2	2	0.0-0	0.5-0	0	0	0	0
at Arizona State										
Oklahoma State										
at Kansas State										
BYU										
UCF										
at West Virginia										
Totals		1	14	15	0.5-2	1.5-3	0	0	0	1

2024 GAME-BY-GAME STATS (@ UCF)

Opponent	GS	UA	A	TOT	SACKS-YDS	TFL-YDS	FF	FR	INT	QBH
New Hampshire	*	0	1	1	0.0-0	0.0-0	0	0	0	1
Sam Houston	*	3	0	3	0.0-0	1.0-1	0	0	0	0
at TCU		0	1	1	0.0-0	0.0-0	0	0	0	0
Colorado	*	1	4	5	0.0-0	0.5-5	0	0	0	0
at Florida	*	3	3	6	0.0-0	0.0-0	0	0	0	0
Cincinnati	*	1	2	3	0.0-0	0.5-1	0	0	0	0
at Iowa State	*	2	2	4	1.0-5	2.0-6	0	0	0	2
BYU		3	1	4	0.0-0	1.0-3	0	0	0	1
Arizona	*	1	3	4	0.0-0	0.5-2	0	0	0	0
at Arizona State	*	1	3	4	0.0-0	0.5-0	0	0	0	1
at West Virginia	*	1	4	5	0.0-0	1.0-1	0	0	0	1
Utah	*	3	2	5	0.0-0	2.5-5	0	0	0	0
Totals		19	26	45	1.0-5	9.5-24	0	0	0	6

2023 GAME-BY-GAME STATS (@ UCF)

Opponent	GS	UA	A	TOT	SACKS-YDS	TFL-YDS	FF	FR	INT	QBH
Kent State	*	5	3	8	1.0-1	1.0-1	0	0	0	1
at Boise State	*	3	1	4	0.0-0	0.0-0	0	0	0	0
Villanova	*	2	3	5	0.0-0	0.0-0	0	0	0	0
at Kansas State	*	4	2	6	0.0-0	0.5-1	0	0	0	0
Baylor	*	5	4	9	1.0-18	1.0-18	0	0	0	0
at Kansas	*	1	1	2	0.0-0	0.0-0	0	0	0	0
at Oklahoma	*	3	2	5	1.0-8	2.5-11	0	0	0	0
West Virginia	*	2	1	3	0.0-0	0.0-0	0	0	0	0
at Cincinnati	*	2	5	7	0.0-0	1.5-6	0	0	0	1
Oklahoma State	*	5	3	8	0.0-0	2.0-5	0	0	0	0
at Texas Tech	*	1	0	1	0.0-0	0.0-0	0	0	0	0
Houston	*	3	3	6	0.0-0	2.0-6	0	0	0	0
vs. Georgia Tech	*	2	3	5	0.0-0	0.5-1	0	0	0	0
Totals		38	31	69	3.0-27	11.0-49	0	0	0	2

2022 GAME-BY-GAME STATS (@ UCF)

Opponent	GS	UA	A	TOT	SACKS-YDS	TFL-YDS	FF	FR	INT	QBH
South Carolina St.		DNP								
Louisville		0	1	1	0.0-0	0.0-0	0	0	0	0
at FAU		1	1	2	1.0-7	1.0-7	0	0	0	0
Georgia Tech		0	1	1	0.0-0	0.0-0	0	0	0	0
SMU		0	0	0	0.0-0	0.0-0	0	0	0	0
Temple		0	1	1	0.0-0	0.0-0	0	0	0	0
at East Carolina		3	0	3	0.0-0	0.0-0	0	0	0	0
Cincinnati		0	0	0	0.0-0	0.0-0	0	0	0	0
at Memphis		0	2	2	0.0-0	0.0-0	0	0	0	0
at Tulane		1	0	1	0.0-0	0.0-0	0	0	0	0
Navy		1	2	3	0.0-0	0.0-0	0	0	0	0
at South Florida		0	0	0	0.0-0	0.0-0	0	0	0	0
at Tulane		1	0	1	0.0-0	0.0-0	0	0	0	0
vs. Duke		2	0	2	0.0-0	0.0-0	0	0	0	1
Totals		9	8	17	1.0-7	1.0-7	0	0	0	1

7 BRENDEN
JORDAN

S | Jr. | 3rd Yr. | Mansfield, Texas | Mansfield HS

Follow on Social Media

X: @BrendenJordan4 | IG: brendenxjordan

PARTICIPATION	2023	2024	2025	CAREER
GP/GS	13/5	13/2	6/6	32/13

CAREER STATS

TACKLES	GP	UA	A	Total	TFL	Yds	PD	FF	FR	INT	QBH
2023	13	16	4	20	1	1	1	0	0	0	1
2024	13	18	18	36	2.5	9	3	0	2	0	0
2025	6	11	9	20	0	0	0	1	0	1	0
TOTALS	32	45	31	76	3.5	10	4	1	2	1	1

2025 GAME-BY-GAME STATS

Opponent	GS	UA	A	TOT	TFL-YDS	INT-YDS	FF	FR	PBU
Ark.-Pine Bluff	*	0	1	1	0.0-0	0-0	0	0	0
Kent State	*	0	1	1	0.0-0	0-0	0	0	0
Oregon State	*	3	2	5	0.0-0	0-0	0	0	0
at Utah	*	4	3	7	0.0-0	0-0	0	0	0
at Houston	*	0	0	0	0.0-0	1-0	0	0	0
Kansas	*	4	2	6	0.0-0	0-0	1	0	0
at Arizona State									
Oklahoma State									
at Kansas State									
BYU									
UCF									
at West Virginia									
Totals		11	9	20	0.0-0	1-0	1	0	0

2024 GAME-BY-GAME STATS

Opponent	GS	UA	A	TOT	TFL-YDS	INT-YDS	FF	FR	PBU
Abilene Christian		3	0	3	0.0-0	0-0	0	0	0
at Washington St.		0	1	1	0.0-0	0-0	0	0	0
North Texas		0	1	1	0.0-0	0-0	0	0	0
Arizona State		1	3	4	0.0-0	0-0	0	0	1
Cincinnati		4	1	5	0.0-0	0-0	0	0	0
at Arizona		0	2	2	0.0-0	0-0	0	0	1
Baylor		3	0	3	0.0-0	0-0	0	0	0
at TCU		1	3	4	1.0-5	0-0	0	0	0
at Iowa State	*	1	2	3	0.0-0	0-0	0	0	0
Colorado		0	1	1	0.5-3	0-0	0	0	0
at Oklahoma St.		0	1	1	0.0-0	0-0	0	0	0
West Virginia		3	2	5	0.0-0	0-0	0	1	0
vs. Arkansas	*	2	1	3	1.0-1	0-0	0	0	2
Totals		18	18	36	2.5-9	0-0	0	2	3

2023 GAME-BY-GAME STATS

Opponent	GS	UA	A	TOT	TFL-YDS	INT-YDS	FF	FR	PBU
at Wyoming	*	0	0	0	0.0-0	0-0	0	0	0
Oregon	*	5	0	5	0.0-0	0-0	0	0	1
Tarleton St.		4	0	4	0.0-0	0-0	0	0	0
at West Virginia		0	0	0	0.0-0	0-0	0	0	0
Houston		0	0	0	0.0-0	0-0	0	0	0
at Baylor		0	0	0	0.0-0	0-0	0	0	0
Kansas State		5	1	6	1.0-1	0-0	0	0	1
at BYU		0	1	1	0.0-0	0-0	0	0	0
TCU	*	0	0	0	0.0-0	0-0	0	0	0
at Kansas		0	0	0	0.0-0	0-0	0	0	0
UCF	*	4	1	5	0.0-0	0-0	0	0	0
at Texas	*	1	1	2	0.0-0	0-0	0	0	0
vs. California		0	0	0	0.0-0	0-0	0	0	0
Totals		16	4	20	1.0-1	0-0	0	0	1



1 A.J. McCARTY

DB | Sr. | 6th Yr. (3rd at Tech) | Brownwood, Texas | Brownwood HS

Follow on Social Media

X: @adonismccartyjr | IG: adonismccartyjr

PARTICIPATION	2020*	2021*	2022*	2023	2024	2025	CAREER
GP/GS	3/0	13/0	13/2	1/0	12/11	6/0	49/13

* indicates seasons at Baylor

TACKLES	GP	UA	A	Total	TFL	Yds	PD	FF	FR	Blkd	INT
2020 (BU)	3	0	1	1	0.0	0	0	0	0	0	0
2021 (BU)	13	3	0	3	0.0	0	1	0	1	0	0
2022 (BU)	13	31	6	37	1.0	1	3	0	0	0	1
2023 (TTU)	1	0	0	0	0.0	0	0	0	0	0	0
2024 (TTU)	13	20	12	32	6.5	14	2	0	0	0	2
2025 (TTU)	6	10	3	13	1.0	4	1	0	0	2	0
TOTALS	49	64	22	86	8.5	19	7	0	1	2	3

2025 GAME-BY-GAME STATS

Opponent	GS	UA	A	TOT	TFL-YDS	INT-YDS	FF	FR	PBU
Ark.-Pine Bluff	1	1	2		1.0-4	0-0	0	0	0
Kent State	2	1	3		0.0-0	0-0	0	0	1
Oregon State	1	0	1		0.0-0	0-0	0	0	0
at Utah	0	0	0		0.0-0	0-0	0	0	0
at Houston	4	0	4		0.0-0	0-0	0	0	0
Kansas	2	1	3		0.0-0	0-0	0	0	0
at Arizona State									
Oklahoma State									
at Kansas State									
BYU									
UCF									
at West Virginia									
Totals	10	3	13		1.0-4	0-0	0	0	1

2024 GAME-BY-GAME STATS

Opponent	GS	UA	A	TOT	TFL-YDS	INT-YDS	FF	FR	PBU
Abilene Christian	*	2	3	5	0.0-0	0-0	0	0	1
at Washington St.	*	1	0	1	0.0-0	0-0	0	0	0
North Texas	*	2	0	2	1.0-3	0-0	0	0	0
Arizona State	*	2	2	4	0.5-2	0-0	0	0	0
Cincinnati	*	2	1	3	1.0-1	1-51	0	0	0
at Arizona	*	0	1	1	0.0-0	0-0	0	0	1
Baylor	*	1	0	1	0.0-0	0-0	0	0	0
at TCU	*	2	1	3	0.5-1	0-0	0	0	0
at Iowa State		1	0	1	0.0-0	1-0	0	0	0
Colorado	*	2	2	4	1.0-4	0-0	0	0	0
at Oklahoma St.	*	4	0	4	1.0-1	0-0	0	0	0
West Virginia	*	1	1	2	1.0-1	0-0	0	0	0
vs. Arkansas		0	1	1	0.5-1	0-0	0	0	0
Totals	20	12	32		6.5-14	2-51	0	0	2

2023 GAME-BY-GAME STATS

Opponent	GS	UA	A	TOT	TFL-YDS	INT-YDS	FF	FR	PBU
vs. California	0	0	0		0.0-0	0-0	0	0	0
Totals	0	0	0		0.0-0	0-0	0	0	0

2022 GAME-BY-GAME STATS (@ BAYLOR)

Opponent	GS	UA	A	TOT	TFL-YDS	INT-YDS	FF	FR	PBU
UAlbany	2	0	2		0.0-0	0-0	0	0	1
at BYU	1	1	2		0.0-0	0-0	0	0	0
Texas State	4	2	6		0.0-0	0-0	0	0	0
at Iowa State	7	2	9		0.0-0	0-0	0	0	0
Oklahoma State	0	0	0		0.0-0	0-0	0	0	0
at West Virginia	0	0	0		0.0-0	0-0	0	0	0
Kansas	1	1	2		0.0-0	0-0	0	0	1
at Texas Tech	4	0	4		0.0-0	1-18	0	0	1
at Oklahoma	*	3	0	3	0.0-0	0-0	0	0	0
Kansas State	1	0	1		0.0-0	0-0	0	0	0
TCU	3	0	3		0.0-0	0-0	0	0	0
at Texas	1	0	1		0.0-0	0-0	0	0	0
vs. Air Force	*	4	0	4	1.0-1	0-0	0	0	0
Totals	31	6	37		1.0-1	1-18	0	0	3

2021 GAME-BY-GAME STATS (@ BAYLOR)

Opponent	GS	UA	A	TOT	TFL-YDS	INT-YDS	FF	FR	PBU
at Texas State	0	0	0		0.0-0	0-0	0	0	0
Texas Southern	0	0	0		0.0-0	0-0	0	0	1
at Kansas	1	0	1		0.0-0	0-0	0	0	0
Iowa State	1	0	1		0.0-0	0-0	0	0	0
at Oklahoma State	0	0	0		0.0-0	0-0	0	0	0
West Virginia	0	0	0		0.0-0	0-0	0	0	0
BYU									
Texas	0	0	0		0.0-0	0-0	0	0	0
at TCU	0	0	0		0.0-0	0-0	0	0	0
Oklahoma	0	0	0		0.0-0	0-0	0	0	0
at Kansas State	0	0	0		0.0-0	0-0	0	1	0
Texas Tech	0	0	0		0.0-0	0-0	0	0	0
vs. Oklahoma State	0	0	0		0.0-0	0-0	0	0	0
vs. Ole Miss	1	0	1		0.0-0	0-0	0	0	0
Totals	3	0	3		0.0-0	0-0	0	1	1

2020 GAME-BY-GAME STATS (@ BAYLOR)

Opponent	GS	UA	A	TOT	TFL-YDS	INT-YDS	FF	FR	PBU
Kansas State	0	0	0		0.0-0	0-0	0	0	0
at Oklahoma	0	0	0		0.0-0	0-0	0	0	0
Oklahoma State	0	1	1		0.0-0	0-0	0	0	0
Totals	0	1	1		0.0-0	0-0	0	0	0

9 JOHNCARLOS MILLER

TE | Sr. | 5th Yr. (2nd at Tech) | Greensboro, N.C. | Dudley HS

Follow on Social Media

X: @j2manmiller | IG: theofficial_miller

PARTICIPATION	2021*	2022*	2023*	2024	2025	CAREER
GP/GS	4/0	11/11	10/10	13/0	6/2	44/23

* at Elon

CAREER STATS

RECEIVING	G	Rec	Yds	TD	Lg	Rec/G	Avg/C	Avg/G
2021 (ELON)	4	1	4	0	4	0.3	4.0	1.0
2022 (ELON)	11	26	201	3	25	2.4	7.7	18.3
2023 (ELON)	10	25	453	4	70	2.5	18.1	45.3
2024 (TTU)	12	10	122	3	45	0.8	14.0	10.5
2025 (TTU)	6	6	57	0	17	1.0	9.5	9.5
Totals	44	68	837	10	70	1.5	12.3	19.0

2025 GAME-BY-GAME

Opponent	GS	Rec	Yds	TD	Avg	LG	Rush	Yds	TD
Arkansas-Pine Bluff	*	2	24	0	12.0	17	0	0	0
Kent State		2	12	0	6.0	6	0	0	0
Oregon State		1	17	0	17.0	17	0	0	0
at Utah		0	0	0	0.0	0	0	0	0
at Houston		1	4	0	4.0	4	0	0	0
Kansas	*	0	0	0	0.0	0	0	0	0
at Arizona State									
Oklahoma State									
at Kansas State									
BYU									
UCF									
at West Virginia									
Totals		6	57	0	9.5	17	0	0	0

2024 GAME-BY-GAME

Opponent	GS	Rec	Yds	TD	Avg	LG	Rush	Yds	TD
Abilene Christian		1	7	0	7.0	7	0	0	0
at Washington St.		1	20	1	20.0	20	0	0	0
North Texas		2	55	1	27.5	45	0	0	0
Arizona State		1	5	1	5.0	5	0	0	0
Cincinnati		0	0	0	0.0	0	0	0	0
at Arizona		0	0	0	0.0	0	0	0	0
Baylor		1	13	0	13.0	0	0	0	0
at TCU		0	0	0	0.0	0	0	0	0
at Iowa State		0	0	0	0.0	0	0	0	0
Colorado		1	5	0	5.0	5	0	0	0
at Oklahoma St.		2	21	0	10.5	12	0	0	0
West Virginia		0	0	0	0.0	0	0	0	0
Totals	9	126	3	14.0	45	0	0	0	0

2023 GAME-BY-GAME (@ ELON)

Opponent	GS	Rec	Yds	TD	Avg	LG	Rush	Yds	TD
at Wake Forest	*	1	18	0	0.0	18	0	0	0
at Gardner-Webb	*	2	49	0	0.0	25	0	0	0
N.C. A&T	*	0	0	0	0.0	0	0	0	0
at Campbell	*	4	55	0	0.0	26	0	0	0
William & Mary	*	2	7	0	0.0	4	0	0	0
N.C. Central	*	5	82	0	0.0	30	0	0	0
Monmouth	*	2	70	1	0.0	65	0	0	0
at Delaware	*	5	101	1	0.0	70	0	0	0
at Richmond	*	2	14	1	0.0	9	0	0	0
Hampton	*	2	57	1	0.0	53	0	0	0
Totals	25	453	4	0.0	70	0	0	0	0

2022 GAME-BY-GAME (@ ELON)

Opponent	GS	Rec	Yds	TD	Avg	LG	Rush	Yds	TD
at Vanderbilt	*	3	24	0	0.0	15	0	0	0
at Wofford	*	4	31	0	0.0	10	0	0	0
Gardner-Webb	*	2	22	0	0.0	14	0	0	0
at William & Mary	*	2	21	0	0.0	20	0	0	0
Richmond	*	1	25	1	0.0	25	0	0	0
Towson	*	3	13	1	0.0	8	0	0	0
at Rhode Island	*	4	29	0	0.0	9	0	0	0
at New Hampshire	*	0	0	0	0.0	0	0	0	0
Delaware	*	2	4	0	0.0	4	0	0	0
UAlbany	*	2	5	0	0.0	5	0	0	0
at Hampton	*	3	27	1	0.0	16	0	0	0
Totals	26	201	3	0.0	25	0	0	0	0

2021 GAME-BY-GAME (@ELON)

Opponent	GS	Rec	Yds	TD	Avg	LG	Rush	Yds	TD
at James Madison		0	0	0	0.0	0	0	0	0
Villanova		0	0	0	0.0	0	0	0	0
at Towson		0	0	0	0.0	0	0	0	0
Rhode Island		1	4	0	0.0	4	0	0	0
Totals	1	4	0	0.0	4	0	0	0	0

2 BEHREN
MORTON

QB | Sr. | 5th Yr. | Eastland, Texas | Eastland HS

Follow on Social Media

X: @BehrenMorton | IG: bmorton_2

PARTICIPATION	2021	2022	2023	2024	2025	CAREER
GP/GS	2/0	9/4	10/8	12/12	6/6	39/30

CAREER STATS

PASSING	G	Cmp	Att	Int	Yds	TD	Lg	Pct	Avg/G	Effic
2021	2	1	3	0	0	0	0	33.3	0.0	33.3
2022	9	96	169	6	1,117	7	55	56.8	124.1	118.9
2023	10	182	293	8	1,757	15	49	62.1	175.7	123.9
2024	12	295	466	8	3,335	27	70	63.3	277.9	139.1
2025	6	104	152	3	1,501	13	73	68.4	250.2	175.6
Totals	39	678	1,083	25	7,710	62	73	62.6	197.7	136.7

RUSHING	G	Att	Yds	TD	Lg	Avg/C	Avg/G
2021	2	2	15	0	17	7.5	7.5
2022	9	42	79	2	15	1.9	8.8
2023	10	46	3	4	14	0.1	0.3
2024	12	55	-22	1	26	-0.4	-1.8
2025	6	20	-2	0	11	-0.1	-0.3
Totals	39	165	73	7	26	0.4	1.9

TOTAL OFF.	G	Rush	Pass	Total	Avg/G
2021	2	15	0	15	7.5
2022	9	79	1117	1196	132.9
2023	10	3	1757	1760	176.0
2024	12	-22	3335	3313	276.1
2025	6	-2	1,501	1,499	249.8
Totals	39	73	7,710	7,783	199.6

2025 GAME-BY-GAME

Opponent	GS	Comp	Att	TD	INT	Yds	Lg	Run	Yds	TD	LG
Ark.-Pine Bluff	*	16	20	4	0	201	41	0	0	0	0
Kent State	*	18	26	3	0	258	50	1	4	0	4
Oregon State	*	23	35	4	1	464	61	5	-9	0	7
at Utah	*	12	19	0	2	142	73	5	2	0	11
at Houston	*	28	40	1	0	345	69	7	1	0	6
Kansas	*	7	12	1	0	91	26	2	0	0	3
at Arizona State											
Oklahoma State											
at Kansas State											
BYU											
UCF											
at West Virginia											
Totals		104	152	13	3	1,501	73	20	-2	0	11

2024 GAME-BY-GAME

Opponent	GS	Comp	Att	TD	INT	Yds	Lg	Run	Yds	TD	LG
Abilene Christian	*	30	42	5	0	378	36	2	-5	0	3
at Washington St.	*	34	58	1	2	323	42	4	7	0	7
North Texas	*	15	19	4	0	273	70	2	-1	1	10
Arizona State	*	24	44	2	0	201	21	3	-15	0	4
Cincinnati	*	19	29	2	0	251	49	3	46	0	26
at Arizona	*	17	29	0	0	214	57	4	-23	0	1
Baylor	*	33	49	3	1	286	32	6	3	0	7
at TCU	*	13	22	0	0	137	44	3	-3	0	1
at Iowa State	*	21	40	2	2	237	35	8	6	0	8
Colorado	*	24	40	2	1	275	35	11	-36	0	9
at Oklahoma St.	*	37	53	4	1	401	34	8	3	0	12
West Virginia	*	28	41	2	1	359	41	1	-4	0	0
Totals		295	466	27	8	3,335	70	55	-22	1	26

2023 GAME-BY-GAME

Opponent	GS	Comp	Att	TD	INT	Yds	Lg	Run	Yds	TD	LG
at Wyoming	DNP										
Oregon	DNP	-	-	-	-	-	-	-	-	-	-
Tarleton State	8	13	2	1	72	15	3	11	0	7	
at West Virginia	13	37	1	0	158	26	8	-12	0	4	
Houston	*	14	22	2	0	161	34	4	10	0	7
at Baylor	*	19	26	3	1	180	24	2	-1	1	10
Kansas State	*	14	21	0	0	125	31	6	8	1	10
at BYU	DNP-injured										
TCU	*	28	36	2	0	282	44	5	-4	1	9
at Kansas	*	19	25	0	1	176	33	7	-11	0	9
UCF	*	21	34	2	1	256	49	3	10	0	8
at Texas	*	19	36	0	3	88	15	5	-2	1	14
vs. California	*	27	43	3	1	259	41	3	-6	0	7
Totals		182	293	15	8	1,757	49	46	3	4	14

BEHREN MORTON (CONT.)

2022 GAME-BY-GAME

Opponent	GS	Comp	Att	TD	INT	Yds	Lg	Run	Yds	TD	LG
Murray State		7	10	1	1	97	24	3	-15	0	2
Houston		0	0	0	0	0	0	0	0	0	0
at NC State		4	7	0	1	85	38	2	20	0	13
Texas		0	0	0	0	0	0	0	0	0	0
at Kansas State	DNP										
at Oklahoma St.	*	39	62	2	1	379	36	17	53	1	15
West Virginia	*	28	45	2	0	325	55	8	17	0	8
Baylor	*	11	34	1	3	152	39	6	6	1	14
at TCU	*	7	10	1	0	79	47	6	-2	0	4
Kansas	DNP-injured										
at Iowa State	DNP-injured										
Oklahoma	DNP-injured										
vs. Ole Miss		0	1	0	0	0	0	0	0	0	0
Totals		96	169	7	6	1,117	55	42	79	2	15

2021 GAME-BY-GAME

Opponent	GS	Comp	Att	TD	INT	Yds	Lg	Run	Yds	TD	LG
at Kansas		0	0	0	0	0	0	0	0	0	0
Oklahoma State		1	3	0	0	0	0	2	15	0	17
Totals		1	3	0	0	0	0	2	15	0	17

14 BRICE
POLLOCK

CB | Jr. | 3rd Yr. (1st at Tech) | Snellville, Ga. | Shiloh HS

Follow on Social Media

X: @PollockBrice | IG: bricepollock_

PARTICIPATION	2023*	2024*	2025	CAREER
GP/GS	11/3	12/12	6/6	29/21

* at Mississippi State

TACKLES	GP	UA	A	Total	TFL	Yds	PD	FF	FR	Blkd	INT
2023 (MSU)	11	13	11	24	0.5	1	1	0	0	0	0
2024 (MSU)	12	24	24	48	1.0	3	9	1	0	0	1
2025 (TTU)	6	8	13	21	0.5	1	3	0	0	0	3
TOTALS	29	45	48	93	2.0	5	13	1	0	0	4

2025 GAME-BY-GAME STATS

Opponent	GS	UA	A	TOT	TFL-YDS	INT-YDS	FF	FR	PBU
Ark.-Pine Bluff	*	0	0	0	0.0-0	0-0	0	0	0
Kent State	*	0	2	2	0.0-0	0-0	0	0	0
Oregon State	*	2	4	6	0.0-0	2-0	0	0	0
at Utah	*	4	2	6	0.5-1	1-0	0	0	0
at Houston	*	0	1	1	0.0-0	0-0	0	0	2
Kansas	*	2	4	6	0.0-0	0-0	0	0	1
at Arizona State									
Oklahoma State									
at Kansas State									
BYU									
UCF									
at West Virginia									
Totals		8	13	21	0.5-1	3-0	0	0	3

2024 GAME-BY-GAME STATS (@ MISSISSIPPI STATE)

Opponent	GS	UA	A	TOT	TFL-YDS	INT-YDS	FF	FR	PBU
E. Kentucky	*	0	4	4	0.0-0	0-0	0	0	1
at Arizona State	*	3	3	6	0.0-0	0-0	0	0	0
Toledo	*	0	1	1	0.0-0	0-0	0	0	1
Florida	*	4	0	4	0.0-0	0-0	0	0	1
at Texas	*	4	2	6	0.0-0	0-0	0	0	1
at Georgia	*	4	0	4	0.0-0	1-0	0	0	1
Texas A&M	*	3	1	4	0.0-0	0-0	0	0	0
Arkansas	*	0	4	4	0.0-0	0-0	0	0	0
UMass	*	1	2	3	0.0-0	0-0	0	0	2
at Tennessee	*	1	1	2	1.0-3	0-0	0	0	0
Missouri	*	1	3	4	0.0-0	0-0	0	0	1
at Ole Miss	*	3	3	6	0.0-0	0-0	0	0	1
Totals		24	24	48	1.0-3	1-0	0	0	9



13 BEN ROBERTS

LB | Jr. | 4th Yr. | Haslet, Texas | Eaton HS

Follow on Social Media

X: @Ben_Roberts2022 | IG: ben.roberts04

PARTICIPATION	2022	2023	2024	2025	CAREER
GP/GS	2/0	13/12	13/13	6/6	34/31

CAREER STATS

TACKLES	GP	UA	A	Total	TFL	Yds	PD	FF	FR	Blkd	QBH
2022	2	0	0	0	0.0	0	0	0	0	0	0
2023	13	55	52	107	6.5	30	0	2	0	0	3
2024	13	38	45	83	4.5	11	0	3	0	0	6
2025	6	15	18	33	0.0	0	5	2	1	0	2
Totals	34	108	115	223	11.0	41	5	7	1	0	11

2025 GAME-BY-GAME STATS

Opponent	GS	UA	A	TOT	SACKS-YDS	TFL-YDS	FF	FR	INT	QBH
Ark-Pine Bluff	*	1	3	4	0.0-0	0.0-0	0	0	0	0
Kent State	*	2	4	6	0.0-0	0.0-0	0	0	0	0
Oregon State	*	1	3	4	0.0-0	0.0-0	0	0	0	2
at Utah	*	2	4	6	0.0-0	0.0-0	1	0	0	0
at Houston	*	4	2	6	0.0-0	0.0-0	0	1	0	0
Kansas	*	5	2	7	0.0-0	0.0-0	1	0	0	0
at Arizona State										
Oklahoma State										
at Kansas State										
BYU										
UCF										
at West Virginia										
Totals		15	18	33	0.0-0	0.0-0	2	1	0	2

2024 GAME-BY-GAME STATS

Opponent	GS	UA	A	TOT	SACKS-YDS	TFL-YDS	FF	FR	INT	QBH
Abilene Christian	*	4	3	7	0.0-0	1.0-2	1	0	0	0
at Washington St.	*	7	0	7	0.0-0	1.0-2	1	0	0	0
North Texas	*	3	0	3	0.0-0	0.0-0	0	0	0	0
Arizona State	*	2	9	11	0.0-0	0.0-0	0	0	0	0
Cincinnati	*	4	8	12	0.0-0	2.0-5	1	0	0	1
at Arizona	*	2	3	5	0.0-0	0.0-0	0	0	0	1
Baylor	*	3	3	6	0.0-0	0.0-0	0	0	0	0
at TCU	*	3	4	7	0.0-0	0.0-0	0	0	0	0
at Iowa State	*	2	5	7	0.0-0	0.5-2	0	0	0	2
Colorado	*	2	0	2	0.0-0	0.0-0	0	0	0	0
at Oklahoma St.	*	3	4	7	0.0-0	0.0-0	0	0	0	1
West Virginia	*	2	2	4	0.0-0	0.0-0	0	0	0	0
vs. Arkansas	*	1	4	5	0.0-0	0.0-0	0	0	0	1
Totals		38	45	83	0.0-0	4.5-11	3	0	0	6

2023 GAME-BY-GAME STATS

Opponent	GS	UA	A	TOT	SACKS-YDS	TFL-YDS	FF	FR	INT	QBH
at Wyoming		0	1	1	0.0-0	0.5-0	0	0	0	0
Oregon	*	5	7	12	0.5-2	1.5-7	1	0	0	0
Tarleton State	*	2	2	4	0.0-0	0.0-0	0	0	0	0
at West Virginia	*	4	7	11	0.0-0	0.5-1	0	0	1	0
Houston	*	8	2	10	0.0-0	0.0-0	0	0	0	0
at Baylor	*	5	2	7	0.0-0	2.0-19	1	0	0	0
Kansas State	*	5	6	11	0.0-0	0.0-0	0	0	0	0
at BYU	*	5	5	10	0.0-0	0.0-0	0	0	0	1
TCU	*	3	3	6	0.0-0	0.0-0	0	0	0	0
at Kansas	*	8	1	9	0.0-0	0.0-0	0	0	0	0
UCF	*	2	4	6	0.0-0	0.5-2	0	0	0	0
at Texas	*	6	7	13	0.0-0	0.0-0	0	0	0	1
vs. California	*	2	5	7	0.0-0	1.5-3	0	0	0	1
Totals		55	52	107	0.5-2	6.5-30	2	0	1	3

2022 GAME-BY-GAME STATS

Opponent	GS	UA	A	TOT	SACKS-YDS	TFL-YDS	FF	FR	INT	QBH
Murray State		DNP								
Houston		DNP								
at NC State		DNP								
Texas		DNP								
at Kansas State	0	0	0	0.0-0	0.0-0	0	0	0	0	0
at Oklahoma St.	0	0	0	0.0-0	0.0-0	0	0	0	0	0
West Virginia		DNP								
Baylor		DNP								
at TCU		DNP								
Kansas		DNP								
at Iowa State		DNP								
Oklahoma		DNP								
vs. Ole Miss		DNP								
Totals		0	0	0	0.0-0	0.0-0	0	0	0	0

10 JACOB RODRIGUEZ

LB | Sr. | 5th Yr. (4th at Tech) | Wichita Falls, Texas | Rider HS

Follow on Social Media

X: @Jacob_R_10 | IG: jrodriguez...10

PARTICIPATION	2021	2022	2023	2024	2025	CAREER
GP/GS	12/0	12/0	5/4	13/13	6/6	48/23

CAREER STATS

TACKLES	GP	UA	A	Total	TFL	Yds	PD	FF	FR	Blkd	QBH
2021 (UVA)	12	1	0	1	0.0	0	0	0	0	0	0
2022 (TTU)	12	17	12	29	3.0	7	0	1	0	0	0
2023 (TTU)	5	21	11	32	1.0	1	2	2	1	0	1
2024 (TTU)	13	77	50	127	10.5	63	4	3	2	0	5
2025 (TTU)	6	22	28	50	5.5	16	3	2	0	0	1
Totals	48	138	101	239	20.0	87	9	8	3	0	7

2025 GAME-BY-GAME STATS

Opponent	GS	UA	A	TOT	SACKS-YDS	TFL-YDS	FF	FR	INT	QBH
Ark-Pine Bluff	*	3	0	3	0.0-0	0.0-0	0	0	0	0
Kent State	*	3	4	7	0.0-0	0.0-0	1	0	0	1
Oregon State	*	0	7	7	0.0-0	0.5-1	0	0	0	0
at Utah	*	5	6	11	0.0-0	0.5-0	1	0	0	0
at Houston	*	5	3	8	0.0-0	2.0-4	0	0	1	0
Kansas	*	6	8	14	1.0-9	1.5-10	0	0	0	0
at Arizona State										
Oklahoma State										
at Kansas State										
BYU										
UCF										
at West Virginia										
Totals		22	28	50	1.0-9	5.5-16	2	0	1	1

2024 GAME-BY-GAME STATS

Opponent	GS	UA	A	TOT	SACKS-YDS	TFL-YDS	FF	FR	INT	QBH
Abilene Christian	*	9	4	13	0.0-0	2.0-13	1	0	0	0
at Washington St.	*	7	0	7	0.0-0	0.0-0	0	0	0	0
North Texas	*	1	0	1	0.0-0	0.0-0	0	0	0	1
Arizona State	*	2	7	9	0.0-0	1.0-2	0	0	0	0
Cincinnati	*	7	4	11	0.0-0	0.5-2	0	1	0	1
at Arizona	*	5	8	13	1.0-16	1-16	1	0	0	0
Baylor	*	7	5	12	0.0-0	0.0-0	0	0	0	0
at TCU	*	1	4	5	0.0-0	0.0-0	0	0	0	0
at Iowa State	*	9	4	13	2.0-6	2.5-7	1	0	0	0
Colorado	*	13	4	17	1.0-10	1.5-11	0	0	0	2
at Oklahoma St.	*	7	5	12	0.0-0	0.0-0	0	1	1	1
West Virginia	*	4	1	5	1.0-10	1.0-10	0	0	0	0
vs. Arkansas	*	5	4	9	0.0-0	1.0-2	0	0	0	0
Totals		72	46	118	5.0-42	9.5-61	3	2	1	5

2023 GAME-BY-GAME STATS

Opponent	GS	UA	A	TOT	SACKS-YDS	TFL-YDS	FF	FR	INT	QBH
at Wyoming	*	2	0	2	0.0-0	0.0-0	1	1	0	0
Oregon		DNP-injured								
Tarleton State		DNP-injured								
at West Virginia		DNP-injured								
Houston		DNP-injured								
at Baylor		DNP-injured								
Kansas State		DNP-injured								
at BYU		DNP-injured								
TCU		4	2	6	0.0-0	0.0-0	0	0	0	0
at Kansas	*	3	1	4	0.0-0	1.0-1	0	0	0	0
UCF	*	7	5	12	0.0-0	0.0-0	0	0	0	1
at Texas		DNP								
vs. California	*	5	3	8	0.0-0	0.0-0	1	0	1	0
Totals		21	11	32	0.0-0	1.0-1	2	1	1	1

2022 GAME-BY-GAME STATS

Opponent	GS	UA	A	TOT	SACKS-YDS	TFL-YDS	FF	FR	INT	QBH
Murray State		0	4	4	0.0-0	1.0-2	0	0	0	0
Houston		0	0	0	0.0-0	0.0-0	0	0	0	0
at NC State		2	2	4	0.0-0	0.5-1	0	0	0	0
Texas		1	0	1	0.0-0	0.0-0	0	0	0	0
at Kansas State		1	0	1	0.0-0	0.0-0	0	0	0	0
at Oklahoma St.		1	1	2	0.0-0	0.0-0	0	0	0	2
West Virginia		4	0	4	0.0-0	0.0-0	1	0	0	1
Baylor		3	2	5	0.0-0	0.0-0	0	0	0	0
at TCU		0	2	2	0.0-0	0.5-1	0	0	0	0
Kansas		2	0	2	0.0-0	0.0-0	0	0	0	0
at Iowa State		1	0	1	0.0-0	0.0-0	0	0	0	0
Oklahoma		DNP-injured								
vs. Ole Miss		2	1	3	0.0-0	1.0-3	0	0	0	0
Totals		17	12	29	0.0-0	3.0-7	1	0	0	3

JACOB RODRIGUEZ (CONT.)

2021 GAME-BY-GAME (@ VIRGINIA)									
Opponent	GS	Rush	Yds	TD	Lg	Rec	Yds	TD	Lg
William & Mary		3	31	0	24	0	0	0	0
Illinois		0	0	0	0	0	0	0	0
at North Carolina		3	14	0	7	3	23	0	17
Wake Forest		0	0	0	0	0	0	0	0
at Miami (FL)		1	5	0	5	2	24	0	16
at Louisville		1	1	0	1	2	13	0	9
Duke		2	5	0	4	0	0	0	0
Georgia Tech		0	0	0	0	0	0	0	0
at BYU		0	0	0	0	1	5	0	5
Notre Dame		0	0	0	0	0	0	0	0
at Pittsburgh		0	0	0	0	0	0	0	0
Virginia Tech		0	0	0	0	0	0	0	0
Totals		10	56	0	24	8	65	0	17

1 REGGIE VIRGIL

WR | Sr. | 5th Yr. (1st at Tech) | Apopka, Fla. | Mount Dora Christian Academy

Follow on Social Media
X: @Therealreggie11 | IG: therealreggie0

PARTICIPATION	2022*	2023*	2024*	2025	CAREER
GP/GS	11/1	12/0	13/11	6/6	42/18

* at Miami (OH)

CAREER STATS								
RECEIVING	G	Rec	Yds	TD	Lg	Rec/G	Avg/C	Avg/G
2022 (M-OH)	11	1	28	0	0	0.1	28.0	2.6
2023 (M-OH)	12	1	34	1	0	0.1	34.0	2.8
2024 (M-OH)	13	41	816	9	75	3.6	20.0	62.8
2025 (TTUJ)	6	23	286	4	35	3.8	12.4	47.7
Totals	42	66	1,164	14	75	1.6	17.6	27.7

2025 GAME-BY-GAME									
Opponent	GS	Rec	Yds	TD	Avg	Lg	Rush	Yds	TD
Arkansas-Pine Bluff	*	4	56	1	14.0	21	0	0	0
Kent State	*	5	50	2	10.0	35	0	0	0
Oregon State	*	2	29	0	14.5	21	0	0	0
at Utah	*	6	72	1	12.0	21	0	0	0
at Houston	*	4	45	0	11.2	13	0	0	0
Kansas	*	2	34	0	17.0	21	0	0	0
at Arizona State									
Oklahoma State									
at Kansas State									
BYU									
UCF									
at West Virginia									
Totals		23	286	4	12.4	35	0	0	0

2024 GAME-BY-GAME (@ MIAMI-OHIO)									
Opponent	GS	Rec	Yds	TD	Avg	Lg	Rush	Yds	TD
at Northwestern	*	3	32	0	10.7	12	0	0	0
Cincinnati		3	77	1	25.7	58	0	0	0
at Notre Dame	*	1	12	0	12.0	12	0	0	0
UMass	*	1	10	0	10.0	10	0	0	0
at Toledo		4	76	0	19.0	51	0	0	0
at Eastern Michigan	*	3	113	2	37.7	75	0	0	0
Ohio	*	3	39	1	13.0	18	0	0	0
Central Michigan	*	4	50	1	12.5	22	0	0	0
at Ball State	*	5	101	1	20.2	41	0	0	0
Kent State	*	2	88	1	44.0	69	0	0	0
Northern Illinois	*	4	107	1	26.8	50	0	0	0
at Bowling Green	*	5	82	1	13.7	28	0	0	0
vs. Ohio	*	2	29	0	14.5	19	0	0	0
vs. Colorado State		DNP							
Totals		41	878	7	19.9	70	0	0	0

20 J'KOBY WILLIAMS

RB | So. | 2nd Yr. | Beckville, Texas | Beckville HS

Follow on Social Media
X: @WilliamsJkoby | IG: officialjkoby

PARTICIPATION	2024*	2025	CAREER
GP/GS	10/1	6/3	16/4

CAREER STATS							
RUSHING	G	Att	Yds	TD	Lg	Avg/C	Avg/G
2024	10	41	236	2	54	5.8	23.6
2025	6	68	358	4	23	5.3	59.7
Totals	16	109	594	6	54	5.4	37.1

RECEIVING	G	Rec	Yds	TD	Lg	Rec/G	Avg/C	Avg/G
2024	10	10	100	1	22	1.0	10.0	10.0
2025	6	15	227	1	73	3.0	15.1	37.8
Totals	16	25	327	2	73	1.6	13.1	20.4

2025 GAME-BY-GAME									
Opponent	GS	Rush	Yds	TD	Lg	Rec	Yds	TD	Lg
Ark-Pine Bluff		6	56	1	20	1	-1	0	0
Kent State	*	9	54	0	20	3	35	0	30
Oregon State	*	13	48	1	10	7	116	1	39
at Utah	*	11	43	0	12	2	71	0	73
at Houston		20	109	2	23	2	6	0	6
Kansas		9	48	0	15	0	0	0	0
at Arizona State									
Oklahoma State									
at Kansas State									
BYU									
UCF									
at West Virginia									
Totals		68	358	4	23	15	227	1	73

2024 GAME-BY-GAME									
Opponent	GS	Rush	Yds	TD	Lg	Rec	Yds	TD	Lg
Abilene Christian		DNP							
at Washington State		DNP							
North Texas		4	27	1	12	1	10	0	10
Arizona State		2	7	0	5	0	0	0	0
Cincinnati		DNP							
at Arizona		0	0	0	0	0	0	0	0
Baylor		0	0	0	0	2	22	1	18
at TCU		8	42	0	13	0	0	0	0
at Iowa State		1	1	0	1	1	2	0	2
Colorado		4	12	0	6	0	0	0	0
at Oklahoma State		2	4	0	3	0	0	0	0
West Virginia		5	20	0	11	2	30	0	18
vs. Arkansas	*	15	123	1	54	4	36	0	22
Totals		41	236	2	54	10	100	1	22

5 COLE WISNIEWSKI

S | R-Sr. | 6th Yr. (1st at Tech) | Sparta, Wis. | Sparta HS

Follow on Social Media
X: @ColeWisniewski | IG: cole.wiz

PARTICIPATION	2020/21*	2021*	2022*	2023*	2024*	2025	CAREER
GP/GS	10/2	15/2	8/1	14/14	0/0	6/6	53/25

* at North Dakota State

TACKLES	GP	UA	A	Total	TFL	Yds	PD	FF	FR	Blkd	INT
2020/21 (NDSU)	10	13	10	23	1.0	1	0	0	0	0	0
2021 (NDSU)	15	38	15	53	2.5	9	2	2	0	0	0
2022 (NDSU)	8	14	13	27	0.0	0	0	0	1	0	0
2023 (NDSU)	14	49	43	92	2.0	7	5	1	0	0	8
2024 (NDSU)	0	0	0	0	0.0	0	0	0	0	0	0
2025 (TTUJ)	6	7	21	28	2.0	4	1	1	0	0	0
TOTALS	53	121	102	223	7.5	21	8	4	1	0	8

2025 GAME-BY-GAME STATS											
Opponent	GS	UA	A	TOT	TFL-YDS	INT-YDS	FF	FR	PBU		
Ark.-Pine Bluff	*	1	0	1	0.0-0	0-0	1	0	0		
Kent State	*	0	2	2	0.5-0	0-0	0	0	0		
Oregon State	*	1	7	8	1.5-4	0-0	0	0	0		
at Utah	*	2	6	8	0.0-0	0-0	0	0	0		
at Houston	*	2	2	4	0.0-0	0-0	0	0	0		
Kansas	*	1	4	5	0.0-0	0-0	0	0	1		
at Arizona State											
Oklahoma State											
at Kansas State											
BYU											
UCF											
at West Virginia											
Totals		7	21	28	2.0-4	0-0	1	0	1		



COLE WISNIEWSKI (CONT.)

2024 GAME-BY-GAME STATS (@ NORTH DAKOTA STATE)

Opponent	GS	UA	A	TOT	TFL-YDS	INT-YDS	FF	FR	PBU
DNP									

2023 GAME-BY-GAME STATS (@ NORTH DAKOTA STATE)

Opponent	GS	UA	A	TOT	TFL-YDS	INT-YDS	FF	FR	PBU
vs. E. Washington *	7	4	11		0.0-0	1-39	0	0	1
Maine *	2	1	3		0.0-0	2-26	0	0	0
Central Arkansas *	3	3	6		0.0-0	0-0	1	0	0
South Dakota *	1	3	4		0.0-0	0-0	0	0	0
at Missouri State *	4	1	5		0.0-0	1-64	0	0	1
at North Dakota *	0	1	1		0.0-0	0-0	0	0	0
Western Illinois	DNP								
Murray State *	0	3	3		0.0-0	0-0	0	0	0
at S. Dakota St. *	6	5	11		0.0-0	0-0	0	0	1
Southern Ill. *	5	4	9		0.0-0	0-0	0	0	1
Northern Iowa *	4	6	10		1.0-5	1-75	0	0	1
Drake *	5	2	7		0.0-0	0-0	0	0	0
at Montana State *	7	1	8		1.0-2	1-0	0	0	0
at South Dakota *	0	3	3		0.0-0	2-35	0	0	0
at Montana *	5	6	11		0.0-0	0-0	0	0	0
Totals	49	43	92		2.0-7	8-239	1	0	5

2022 GAME-BY-GAME STATS (@ NORTH DAKOTA STATE)

Opponent	GS	UA	A	TOT	TFL-YDS	INT-YDS	FF	FR	PBU
Drake	DNP								
N. Carolina A&T	DNP								
at Arizona	DNP								
at South Dakota	DNP								
Youngstown St.	DNP								
at Indiana St.	DNP								
S. Dakota St.	DNP								
Illinois State	2	1	3		0.0-0	0-0	0	0	0
at W. Illinois	5	1	6		0.0-0	0-0	0	0	0
at S. Illinois	0	2	2		0.0-0	0-0	0	0	0
North Dakota	0	0	0		0.0-0	0-0	0	0	0
Montana	4	4	8		0.0-0	0-0	0	1	0
Samford	1	1	2		0.0-0	0-0	0	0	0
Incarinate Word	2	0	2		0.0-0	0-0	0	0	0
S. Dakota St. *	0	4	4		0.0-0	0-0	0	0	0
Totals	14	13	27		0.0-0	0-0	0	1	0

2021 GAME-BY-GAME STATS (@ NORTH DAKOTA STATE)

Opponent	GS	UA	A	TOT	TFL-YDS	INT-YDS	FF	FR	PBU
UAlbany	1	0	1		0.0-0	0-0	0	0	0
Valparaiso *	2	2	4		0.0-0	0-0	0	0	0
at Towson	2	0	2		0.0-0	0-0	0	0	0
at North Dakota	2	1	3		0.0-0	0-0	0	0	0
Northern Iowa	5	1	6		1.0-6	0-0	0	0	0
at Illinois State	0	1	1		0.0-0	0-0	0	0	0
Missouri State	6	2	8		0.0-0	0-0	0	0	0
Indiana State	0	1	1		0.5-0	0-0	0	0	1
at S. Dakota St.	3	1	4		1.0-3	0-0	0	0	0
at Youngstown St.	2	2	4		0.0-0	0-0	1	0	0
South Dakota	1	0	1		0.0-0	0-0	0	0	0
Southern Illinois *	3	1	4		0.0-0	0-0	1	0	0
E. Tennessee St.	2	2	4		0.0-0	0-0	0	0	0
James Madison	4	1	5		0.0-0	0-0	0	0	0
vs. Montana State	5	0	5		0.0-0	0-0	0	0	1
Totals	38	15	53		2.5-9	0-0	2	0	2

2020-21 GAME-BY-GAME STATS (@ NORTH DAKOTA STATE)

Opponent	GS	UA	A	TOT	TFL-YDS	INT-YDS	FF	FR	PBU
Central Arkansas	1	0	1		0.0-0	0-0	0	0	0
Youngstown St.	0	0	0		0.0-0	0-0	0	0	0
at Southern Ill.	0	0	0		0.0-0	0-0	0	0	0
at Missouri St.	1	0	1		0.0-0	0-0	0	0	0
Illinois State	0	0	0		0.0-0	0-0	0	0	0
North Dakota	1	1	2		0.0-0	0-0	0	0	0
at Northern Ill.	1	0	1		0.0-0	0-0	0	0	0
S. Dakota St.	1	1	2		0.0-0	0-0	0	0	0
Eastern Wash. *	4	5	9		0.0-0	0-0	0	0	0
at Sam Houston *	4	2	6		1.0-1	0-0	0	0	0
Totals	13	9	22		1.0-1	0-0	0	0	0

RED RAIDERS IN THE NCAA/BIG 12 STATS

As of Sunday, Oct. 12, 2025

QB BEHREN MORTON

Category	Stat	NCAA	Big 12
Completion Percentage (119 ranked)	.684	24th	3rd
Passing Efficiency (119 ranked)	175.6	8th	2nd
Passing Touchdowns (112 ranked)	13	18th	6th
Passing Yards (130 ranked)	1,501	31st	7th
Passing Yards Per Game (130 ranked)	250.2	30th	4th
Passing Yards Per Completion (119 ranked)	14.43	10th	2nd
Points Responsible For (187 ranked)	78	48th	12th
Yards Per Pass Attempt (119 ranked)	9.88	6th	1st

LB DAVID BAILEY

Category	Stat	NCAA	Big 12
Forced Fumbles (59 ranked)	2	13th	1st
Sacks (128 ranked)	8.5	1st	1st
Tackles For Loss (25 ranked)	9.5	6th	2nd

RB CAMERON DICKEY

Category	Stat	NCAA	Big 12
All Purpose (200 ranked)	118.3	22nd	3rd
Rush Yards Per Carry (153 ranked)	6.49	19th	1st
Rushing Touchdowns (127 ranked)	8	5th	1st
Rushing Yards (200 ranked)	591	13th	2nd
Rushing Yards Per Game (200 ranked)	98.5	12th	2nd
Total Touchdowns (133 ranked)	9	5th	1st

LB JACOB RODRIGUEZ

Category	Stat	NCAA	Big 12
Forced Fumbles (59 ranked)	2	13th	1st
Total Tackles (473 ranked)	50	38th	3rd

TEAM/INDIVIDUAL STATISTICS

Team Results

	Date	Opponent		Score	Att.
	08/30/2025	Ark.-Pine Bluff	W	67-7	60229
	09/06/2025	Kent St.	W	62-14	60229
	09/13/2025	Oregon St.	W	45-14	60229
*	09/20/2025	at Utah	W	34-10	52236
*	10/04/2025	at Houston	W	35-11	42806
*	10/11/2025	Kansas	W	42-17	60229

Rushing

Player	gp	att	gain	loss	net	avg	td	lg	avg/g
Cameron Dickey	6	91	598	7	591	6.5	8	71	98.5
J'Koby Williams	6	68	371	13	358	5.3	4	23	59.7
Will Hammond	6	24	235	4	231	9.6	4	64	38.5
Adam Hill	3	24	208	1	207	8.6	0	36	69.0
Mitch Griffis	2	3	21	0	21	7.0	0	12	10.5
Behren Morton	6	20	56	58	-2	-0.1	0	11	-0.3
Michael Henderson III	2	1	0	2	-2	-2.0	0	0	-1.0
Team	6	7	0	7	-7	-1.0	0	0	-1.2
Total	6	238	1489	92	1397	5.9	16	71	232.8
Opponents	6	181	590	215	375	2.1	2	21	62.5

Passing

Player	gp	effic	comp-att-int	pct	yds	td	lg	avg/g
Behren Morton	6	175.6	104-152-3	68.4	1501	13	73	250.2
Will Hammond	6	143.4	38-57-2	66.7	411	4	38	68.5
Mitch Griffis	2	213.2	4-5-0	80.0	40	1	13	20.0
Total	6	167.9	146-214-5	68.2	1952	18	73	325.3
Opponents	6	108.3	118-206-8	57.3	1166	7	64	194.3

Receiving

Player	gp	no.	yds	avg	td	lg	avg/g
Caleb Douglas	6	24	395	16.5	1	61	65.8
Coy Eakin	6	24	341	14.2	3	42	56.8
Reggie Virgil	6	23	286	12.4	4	35	47.7
Terrance Carter Jr.	6	23	297	12.9	5	50	49.5
J'Koby Williams	6	15	227	15.1	1	73	37.8
Cameron Dickey	6	10	122	12.2	1	69	20.3
JohnCarlos Miller II	6	6	57	9.5	0	17	9.5
Roy Alexander	3	3	31	10.3	0	15	10.3
TJ West	6	3	24	8.0	0	9	4.0
Micah Hudson	6	3	31	10.3	0	19	5.2
Bryson Jones	3	3	63	21.0	2	38	21.0
Kelby Valsin	6	2	25	12.5	0	18	4.2
Leyton Stone	6	2	28	14.0	1	19	4.7
Price Morgan	2	1	12	12.0	0	12	6.0
Adam Hill	3	1	1	1.0	0	1	0.3
Tyson Turner	6	1	8	8.0	0	8	1.3
Michael Dever	2	1	7	7.0	0	7	3.5
Tristian Gentry	4	1	-3	-3.0	0	0	-0.8
Total	6	146	1952	13.4	18	73	325.3
Opponents	6	118	1166	9.9	7	64	194.3

Game Records

Record	Overall	Home	Away	Neutral
ALL GAMES	6-0	4-0	2-0	0-0
CONFERENCE	3-0	1-0	2-0	0-0
NON-CONFERENCE	3-0	3-0	0-0	0-0

Team Statistics

	TTU	OPP
First Downs	159	89
Rushing	76	30
Passing	79	46
Penalty	4	13
Rushing Yardage	1397	375
Rushing attempts	238	181
Average per rush	5.9	2.1
Average per game	232.8	62.5
TDs Rushing	16	2
Passing Yardage	1952	1166
Comp-Att-Int	146-214-5	118-206-8
Average per pass	9.1	5.7
Average per catch	13.4	9.9
Average per game	325.3	194.3
TDs Passing	18	7
Total offense	3349	1541
Average per play	7.4	4.0
Average per game	558.2	256.8
Kick returns: #-Yards	7-140	10-171
Punt returns: #-Yards	13-128	2-7
Int returns: #-Yards	8-88	5-25
Fumbles-Lost	6-2	13-5
Penalties-Yards	52-459	25-200
Punts-Avg	17-42.5	43-39.2
Time of possession / game	29:14	27:42
3rd-down conversion	44/85	24/88
4th-down conversion	3/5	7/16
PAT-attempts	(31-32) 97%	(8-8) 100%
2-point conversion-attempts	(1-3) 33%	(1-1) 100%

Interceptions

Player	no.	yds	avg	td	lg
Brice Pollock	3	0	0.0	0	0
Jacob Rodriguez	2	26	13.0	0	26
Skyler Gill-Howard	1	55	55.0	1	55
Amier Boyd	1	7	7.0	0	7
Brenden Jordan	1	0	0.0	0	0
Total	8	88	11.0	1	55
Opponents	5	25	5.0	0	25



INDIVIDUAL STATISTICS

Field Goals

Player	fg	pct.	01-19	20-29	30-39	40-49	50-99	lg	blk
Stone Harrington	8-10	80.0	0-0	4-4	1-1	2-3	1-2	58	0
Upton Bellenfant	6-6	100.0	0-0	5-5	1-1	0-0	0-0	33	0
Opponents	3-5	60.0	0-0	1-1	1-1	0-2	1-1	55	0

Scoring

Player	td	fg	PAT						pts
			kick	rush	rcv	pass	dxp	saf	
Cameron Dickey	9	-	-	-	-	-	-	-	54
Stone Harrington	-	8-10	17-17	-	-	-	-	-	41
Terrance Carter Jr.	5	-	-	-	-	-	-	-	30
Upton Bellenfant	-	6-6	12-13	-	-	-	-	-	30
J'Koby Williams	5	-	-	-	-	-	-	-	30
Reggie Virgil	4	-	-	-	-	-	-	-	24
Will Hammond	4	-	-	-	-	-	-	-	24
Coy Eakin	3	-	-	-	-	-	-	-	18
Bryson Jones	2	-	-	-	-	-	-	-	12
Skyler Gill-Howard	1	-	-	-	-	-	-	-	6
Caleb Douglas	1	-	-	-	-	-	-	-	6
Leyton Stone	1	-	-	-	-	-	-	-	6
JohnCarlos Miller II	-	-	-	1	-	-	-	-	2
Ian Hershey	-	-	2-2	-	-	-	-	-	2
Total	35	14-16	31-32	1	0	0	0	0	285
Opponents	9	3-5	8-8	0	1	1	0	0	73

Score by Periods

Team	1st	2nd	3rd	4th	OT	TOT
Texas Tech	98	81	41	65	0	285
Opponents	3	28	0	42	0	73

Punting

Player	no.	yds	avg	lg	tb	fc	i20	50+	blk
Jack Burgess	17	722	42.5	57	0	8	10	4	0
Total	17	722	42.5	57	0	8	10	4	0
Opponents	43	1686	39.2	58	2	12	10	8	3

Punt Returns

Player	no.	yds	avg	td	lg
Coy Eakin	4	83	20.8	0	36
Tristian Gentry	6	47	7.8	0	19
Mikal Harrison-Pilot	1	7	7.0	0	7
Total	13	128	9.8	0	36
Opponents	2	7	3.5	0	16

Kick Returns

Player	no.	yds	avg	td	lg
Micah Hudson	5	95	19.0	0	29
Tristian Gentry	2	45	22.5	0	25
Total	7	140	20.0	0	29
Opponents	10	171	17.1	0	25

All Purpose

Player	g	rush	rcv	pr	kr	ir	total	avg/g
Cameron Dickey	6	591	122	0	0	0	713	118.8
J'Koby Williams	6	358	227	0	0	0	585	97.5
Coy Eakin	6	0	341	83	0	0	424	70.7
Caleb Douglas	6	0	395	0	0	0	395	65.8
Terrance Carter Jr.	6	0	297	0	0	0	297	49.5
Reggie Virgil	6	0	286	0	0	0	286	47.7
Will Hammond	6	231	0	0	0	0	231	38.5
Adam Hill	3	207	1	0	0	0	208	69.3
Micah Hudson	6	0	31	0	95	0	126	21.0
Tristian Gentry	4	0	-3	47	45	0	89	22.3
Bryson Jones	3	0	63	0	0	0	63	21.0
JohnCarlos Miller II	6	0	57	0	0	0	57	9.5
Skyler Gill-Howard	6	0	0	0	0	55	55	9.2
Roy Alexander	3	0	31	-2	0	0	29	9.7
Leyton Stone	6	0	28	0	0	0	28	4.7
Jacob Rodriguez	6	0	0	0	0	26	26	4.3
Kelby Valsin	6	0	25	0	0	0	25	4.2
TJ West	6	0	24	0	0	0	24	4.0
Mitch Griffis	2	21	0	0	0	0	21	10.5
Price Morgan	2	0	12	0	0	0	12	6.0
Tyson Turner	6	0	8	0	0	0	8	1.3
Amier Boyd	5	0	0	0	0	7	7	1.4
Mikal Harrison-Pilot	6	0	0	7	0	0	7	1.2
Michael Dever	2	0	7	0	0	0	7	3.5
Behren Morton	6	-2	0	0	0	0	-2	-0.3
Michael Henderson III	2	-2	0	0	0	0	-2	-1.0
Total	6	1397	1952	128	140	88	3705	617.5
Opponents	6	375	1166	7	171	25	1744	290.7

Total Offense

Player	g	plays	rush	pass	total	avg/g
Behren Morton	6	172	-2	1501	1499	249.8
Will Hammond	6	81	231	411	642	107.0
Cameron Dickey	6	91	591	0	591	98.5
J'Koby Williams	6	68	358	0	358	59.7
Adam Hill	3	24	207	0	207	69.0
Mitch Griffis	2	8	21	40	61	30.5
Michael Henderson III	2	1	-2	0	-2	-1.0
Total	6	452	1397	1952	3349	558.2
Opponents	6	387	375	1166	1541	256.8

TEXAS TECH GAME-BY-GAME STATS

Date	Opponent	Rushing				Receiving				Passing				Kick Returns				Punt Returns				tot off
		no.	yds	td	lg	no.	yds	td	lg	cmp-att-int	yds	td	lg	no.	yds	td	lg	no.	yds	td	lg	
08/30/2025	Ark.-Pine Bluff	29	294	3	64	25	314	6	41	25-32-0	314	6	41	2	54	0	29	4	-2	0	7	608
09/06/2025	Kent St.	42	230	3	36	27	371	4	50	27-38-0	371	4	50	1	12	0	12	3	34	0	19	601
09/13/2025	Oregon St.	40	121	2	16	27	478	4	61	27-41-2	478	4	61	2	36	0	20	1	13	0	13	599
09/20/2025	at Utah	37	173	2	32	25	311	2	73	25-35-2	311	2	73	0	0	0	0	1	0	0	0	484
10/04/2025	at Houston	50	207	2	23	28	345	1	69	28-40-0	345	1	69	2	38	0	24	1	30	0	30	552
10/11/2025	Kansas	40	372	4	71	14	133	1	26	14-28-1	133	1	26	0	0	0	0	3	53	0	36	505
Texas Tech		238	1397	16	71	146	1952	18	73	146-214-5	1952	18	73	7	140	0	29	13	128	0	36	3349
Opponents		181	375	2	21	118	1166	7	64	118-206-8	1166	7	64	10	171	0	25	2	7	0	16	1541

Texas Tech Averages

Games	Avg/ rush	Avg/ catch	Pass effc	KR avg	PR avg	All purpose avg/game	Total offense avg/game
6	5.9	13.4	167.9	20.0	9.8	617.5	558.2

Date	Opponent	Tackles				Sacks	Fumble		Pass Defense			blkd	PAT attempts			off		
		ua	a	total	tfl-yds	no-yds	ff	fr-yds	int-yds	qbh	brup	kick	kick	rush	rcv	saf	t/o	pts
08/30/2025	Ark.-Pine Bluff	29	24	53	6.0-24	3-12	1	0-0	1-7	5	2	1	7-8	0	0	0	6	67
09/06/2025	Kent St.	26	36	62	7.0-18	3-14	1	1-0	1-55	13	4	2	8-8	0	0	0	10	62
09/13/2025	Oregon St.	27	40	67	5.0-31	3-26	0	0-0	2-0	12	5	0	6-6	0	0	0	10	45
09/20/2025	at Utah	38	30	68	4.0-16	1-10	2	2-0	2-0	0	3	0	4-4	0	0	0	10	34
10/04/2025	at Houston	32	16	48	6.0-26	2-17	1	1-0	2-26	7	6	0	2-2	0	0	0	10	35
10/11/2025	Kansas	43	46	89	13.0-110	9-92	3	1-0	0-0	1	5	0	4-4	1	0	0	8	42
Texas Tech		195	192	387	41.0-225	21-171	8	5-0	8-88	38	25	3	31-32	1	0	0	54	285
Opponents		279	148	427	28.0-98	6-55	5	2-0	5-25	17	17	0	8-8	0	1	0	21	73

Date	Opponent	Punting										Field Goals			Kickoffs				
		no.	yds	avg	long	blkd	tb	fc	50+	i20	md-att	long	blkd	no.	yds	avg	tb	ob	
08/30/2025	Ark.-Pine Bluff	0	0	0.0	0	0	0	0	0	0	2-2	31	0	12	775	64.6	9	0	
09/06/2025	Kent St.	2	88	44.0	47	0	0	2	0	2	2-2	47	0	11	703	63.9	6	1	
09/13/2025	Oregon St.	2	98	49.0	57	0	0	0	1	0	1-1	21	0	8	514	64.3	7	0	
09/20/2025	at Utah	6	248	41.3	54	0	0	2	2	5	2-2	58	0	7	455	65.0	7	0	
10/04/2025	at Houston	2	86	43.0	52	0	0	1	1	1	5-7	33	0	9	574	63.8	5	0	
10/11/2025	Kansas	5	202	40.4	45	0	0	3	0	2	2-2	40	0	8	518	64.8	7	0	
Texas Tech		17	722	42.5	57	0	0	8	4	10	14-16	58	0	55	3539	64.3	41	1	
Opponents		43	1686	39.2	58	3	2	12	8	10	3-5	55	0	16	1025	64.1	9	0	

OPPONENTS GAME-BY-GAME STATS

Date	Opponent	Rushing				Receiving				Passing				Kick Returns				Punt Returns				tot		
		no.	yds	td	lg	no.	yds	td	lg	cmp	att	int	yds	td	lg	no.	yds	td	lg	no.	yds	td	lg	off
08/30/2025	Ark.-Pine Bluff	26	53	0	9	17	122	1	24	17-33-1	122	1	24	1	18	0	18	0	0	0	0	0	0	175
09/06/2025	Kent St.	34	63	1	14	11	165	1	38	11-25-1	165	1	38	3	46	0	18	0	0	0	0	0	0	228
09/13/2025	Oregon St.	22	8	0	7	25	281	2	56	25-46-2	281	2	56	1	17	0	17	0	0	0	0	0	0	289
09/20/2025	at Utah	31	101	1	8	25	162	0	44	25-38-2	162	0	44	0	0	0	0	1	-9	0	0	0	0	263
10/04/2025	at Houston	30	103	0	21	10	164	1	64	10-25-2	164	1	64	4	78	0	25	0	0	0	0	0	0	267
10/11/2025	Kansas	38	47	0	17	30	272	2	26	30-39-0	272	2	26	1	12	0	12	1	16	0	16	0	0	319
Opponents		181	375	2	21	118	1166	7	64	118-206-8	1166	7	64	10	171	0	25	2	7	0	16	0	0	1541
Texas Tech		238	1397	16	71	146	1952	18	73	146-214-5	1952	18	73	7	140	0	29	13	128	0	36	0	0	3349

Opponents Averages

Games	Avg/ rush	Avg/ catch	Pass effic	KR avg	PR avg	All purpose avg/game	Total offense avg/game
6	2.1	9.9	108.3	17.1	3.5	290.7	256.8

Date	Opponent	Tackles			Sacks no-yds	Fumble		Pass Defense			blkd kick	PAT attempts			off		
		ua	a	total		ff	fr-yds	int-yds	qbh	brup		kick	rush	rcv	saf	t/o	pts
08/30/2025	Ark.-Pine Bluff	44	4	48	2.0-2	0-0	1 0-0	0-0	1	0	0	1-1	0	0	0	0	7
09/06/2025	Kent St.	45	30	75	3.0-5	0-0	1 1-0	0-0	3	2	0	2-2	0	0	0	7	14
09/13/2025	Oregon St.	35	50	85	7.0-35	2-24	0 0-0	2-25	7	3	0	2-2	0	0	0	7	14
09/20/2025	at Utah	47	24	71	9.0-31	1-16	1 0-0	2-0	0	2	0	1-1	0	0	0	0	10
10/04/2025	at Houston	62	30	92	2.0-12	2-12	2 1-0	0-0	2	4	0	0-0	0	1	0	0	11
10/11/2025	Kansas	46	10	56	5.0-13	1-3	0 0-0	1-0	4	6	0	2-2	0	0	0	7	17
Opponents		279	148	427	28.0-98	6-55	5 2-0	5-25	17	17	0	8-8	0	1	0	21	73
Texas Tech		195	192	387	41.0-225	21-171	8 5-0	8-88	38	25	3	31-32	1	0	0	54	285

Date	Opponent	Punting										Field Goals			Kickoffs				
		no.	yds	avg	long	blkd	tb	fc	50+	i20	md-att	long	blkd	no.	yds	avg	tb	ob	
08/30/2025	Ark.-Pine Bluff	7	188	26.9	44	1	0	0	0	0	0-1	0	0	2	129	64.5	0	0	
09/06/2025	Kent St.	8	315	39.4	55	2	0	1	1	2	0-0	0	0	3	185	61.7	2	0	
09/13/2025	Oregon St.	7	268	38.3	58	0	1	0	2	1	0-1	0	0	3	195	65.0	1	0	
09/20/2025	at Utah	7	313	44.7	58	0	0	4	3	3	1-1	32	0	2	130	65.0	2	0	
10/04/2025	at Houston	5	212	42.4	50	0	0	4	1	2	1-1	24	0	3	191	63.7	1	0	
10/11/2025	Kansas	9	390	43.3	50	0	1	3	1	2	1-1	55	0	3	195	65.0	3	0	
Opponents		43	1686	39.2	58	3	2	12	8	10	3-5	55	0	16	1025	64.1	9	0	
Texas Tech		17	722	42.5	57	0	0	8	4	10	14-16	58	0	55	3539	64.3	41	1	

GAME-BY-GAME INDIVIDUAL STATS | OFFENSE

PASSING

#2 Behren Morton	Comp	Att	Int	Pct	Yards	TD	Long	Sacked	Effic.
Ark.-Pine Bluff	16	20	0	80.0	201	4	41	0-0	230.4
Kent St.	18	26	0	69.2	258	3	50	0-0	190.7
Oregon St.	23	35	1	65.7	464	4	61	2-24	209.1
Utah	12	19	2	63.2	142	0	73	1-16	104.9
Houston	28	40	0	70.0	345	1	69	2-12	150.7
Kansas	7	12	0	58.3	91	1	26	1-3	149.5
Totals	104	152	3	68.4	1501	13	73	6-55	175.6

#12 Mitch Griffis	Comp	Att	Int	Pct	Yards	TD	Long	Sacked	Effic.
Ark.-Pine Bluff	2	3	0	66.7	21	1	13	0-0	235.5
Kent St.	2	2	0	100.0	19	0	12	0-0	179.8
Totals	4	5	0	80.0	40	1	13	0-0	213.2

#15 Will Hammond	Comp	Att	Int	Pct	Yards	TD	Long	Sacked	Effic.
Ark.-Pine Bluff	7	9	0	77.8	92	1	19	0-0	200.3
Kent St.	7	10	0	70.0	94	1	38	0-0	182.0
Oregon St.	4	6	1	66.7	14	0	9	0-0	52.9
Utah	13	16	0	81.3	169	2	33	0-0	211.2
Kansas	7	16	1	43.8	42	0	12	0-0	53.3
Totals	38	57	2	66.7	411	4	38	0-0	143.4

Rushing

Player	No-Yds/TD	UAPB	KentSt	OSU	Utah	UH	KU
Cameron Dickey	91-591/8	13-90/1	8-10/2	16-65/1	13-67/2	20-96/0	21-263/2
J'Koby Williams	68-358/4	6-56/1	9-54/0	13-48/1	11-43/0	20-109/2	9-48/0
Will Hammond	24-231/4	1-64/1	3-27/1	3-17/0	8-61/0	1-1/0	8-61/2
Adam Hill	24-207/0	7-78/0	16-127/0	1-2/0	DNP	DNP	DNP
Behren Morton	20--2/0	-	1-4/0	5--9/0	5-2/0	7-1/0	2-0/0
Mitch Griffis	3-21/0	1-8/0	2-13/0	DNP	DNP	DNP	DNP
Michael Henderson III	1--2/0	-	1--2/0	DNP	DNP	DNP	DNP

Receiving

Player	No-Yds/TD	UAPB	KentSt	OSU	Utah	UH	KU
Caleb Douglas	24-395/1	3-44/0	2-37/0	2-77/1	4-68/0	7-114/0	6-55/0
Coy Eakin	24-341/3	3-47/1	3-59/1	5-123/1	3-31/0	10-81/0	-
Terrance Carter Jr.	23-297/5	3-42/2	1-50/0	6-102/1	7-49/1	3-26/0	3-28/1
Reggie Virgil	23-286/4	4-56/1	5-50/2	2-29/0	6-72/1	4-45/0	2-34/0
J'Koby Williams	15-227/1	1--1/0	3-35/0	7-116/1	2-71/0	2-6/0	-
Cameron Dickey	10-122/1	-	2-10/0	1-7/0	3-20/0	1-69/1	3-16/0
Johncarlos Miller II	6-57/0	2-24/0	2-12/0	1-17/0	-	1-4/0	-
Bryson Jones	3-63/2	1-13/1	2-50/1	-	DNP	DNP	DNP
Micah Hudson	3-31/0	2-20/0	1-11/0	-	-	-	-
Roy Alexander	3-31/0	-	3-31/0	-	DNP	DNP	DNP
TJ West	3-24/0	2-15/0	-	1-9/0	-	-	-
Leyton Stone	2-28/1	2-28/1	-	-	-	-	-
Kelby Valsin	2-25/0	1-18/0	1-7/0	-	-	-	-
Price Morgan	1-12/0	-	1-12/0	DNP	DNP	DNP	DNP
Tyson Turner	1-8/0	1-8/0	-	-	-	-	-
Michael Dever	1-7/0	-	1-7/0	DNP	DNP	DNP	DNP
Adam Hill	1-1/0	-	-	1-1/0	DNP	DNP	DNP
Tristian Gentry	1--3/0	-	-	1--3/0	-	DNP	DNP



DEFENSIVE STATISTICS

Team Defense

			Tackles				Sacks	Pass defense			Fumbles	blkd		
##	Player	gp	ua	a	tot	tfl/yds	no-yds	int-yds	brup	qbh	fr-yds	ff	kick	saf
10	Jacob Rodriguez	6	22	28	50	5.5-16	1-9	2-26	3	1	.	2	.	.
13	Ben Roberts	6	15	18	33	.	.	.	5	2	1-0	2	.	.
6	John Curry	6	15	18	33	1-6	.	.	1	1	1-0	.	.	.
5	Cole Wisniewski	6	7	21	28	2-4	1-3	.	1	.	.	1	.	.
14	Brice Pollock	6	8	13	21	0.5-1	.	3-0	3
7	Brenden Jordan	6	11	9	20	.	.	1-0	.	.	.	1	.	.
33	Anthony Holmes Jr.	6	9	10	19	4.5-21	3-20	.	1	4	2-0	.	.	.
31	David Bailey	6	11	7	18	9.5-92	8.5-88	.	.	9	1-0	2	.	.
9	Romello Height	6	9	6	15	4.5-35	4.5-35	.	.	7
2	Lee Hunter	6	1	14	15	1.5-3	0.5-2	.	.	1
20	Dontae Balfour	5	8	6	14	0.5-2	.	.	3
1	AJ McCarty	6	10	3	13	1-4	.	.	1	1	.	.	2	.
0	Skyler Gill-Howard	6	9	4	13	2.5-7	0.5-3	1-55	1	6
51	Jayden Cofield	6	5	7	12	1.5-2
3	Bryce Ramirez	6	6	5	11	1-1	1-1
27	Amier Boyd	5	9	.	9	.	.	1-7	1
45	Brock Golwas	6	2	5	7
40	Wesley Smith	6	4	1	5
8	E'Maurion Banks	4	1	3	4	.	.	.	1	1
11	Charles Esters III	4	1	3	4	1.5-3
88	Amier Washington	5	1	3	4	1
15	Oliver Miles III	6	1	3	4
16	Ashton Hampton	5	3	1	4	.	.	.	2
17	Peyton Morgan	6	3	1	4	.	.	.	1
18	Terrell Tilmon	5	3	.	3	2-12	1-10	.	.	2
34	Trent Low	6	3	.	3
46	Tanner Allen	4	3	.	3	1-1
23	Tarrion Grant	2	3	.	3	.	.	.	1
24	Malik Esquerra	6	3	.	3
85	Dylan Spencer	3	2	.	2
29	Chief Collins	5	1	.	1
35	Gage Elder	6	1	.	1
4	Maurion Horn	3	1	.	1
12	Marquez Stevenson	5	1	.	1
94	Braylon Rigsby	6	1	.	1	1
32	Cheta Ofili	6	1	.	1	1-15	.	.	.	1
50	Eddy Smith	3	.	1	1
92	Kasen Long	2	.	1	1
97	Charles Anderson Jr.	4	.	1	1
17	Leyton Stone	6	1	.	1
	Totals	6	195	192	387	41-225	21-171	8-88	25	38	5-0	8	3	0
	Opponents	6	279	148	427	28-98	6-55	5-25	17	17	2-0	5	0	0

GAME-BY-GAME INDIVIDUAL STATS | DEFENSE**Total Tackles**

Player	S-A	Total	UAPB	KentSt	OSU	Utah	UH	KU
Jacob Rodriguez	22-28	50	3-0	3-4	0-7	5-6	5-3	6-8
John Curry	15-18	33	1-2	0-5	2-5	4-3	4-1	4-2
Ben Roberts	15-18	33	1-3	2-4	1-3	2-4	4-2	5-2
Cole Wisniewski	7-21	28	1-0	0-2	1-7	2-6	2-2	1-4
Brice Pollock	8-13	21	-	0-2	2-4	4-2	0-1	2-4
Brenden Jordan	11-9	20	0-1	0-1	3-2	4-3	-	4-2
Anthony Holmes Jr.	9-10	19	2-1	2-3	1-2	1-2	1-0	2-2
David Bailey	11-7	18	0-2	1-0	1-1	3-0	3-1	3-3
Romello Height	9-6	15	0-1	2-0	3-1	1-0	1-0	2-4
Lee Hunter	1-14	15	0-1	0-2	0-5	1-1	0-3	0-2
Dontae Balfour	8-6	14	DNP	1-1	2-1	3-2	1-1	1-1
AJ McCarty	10-3	13	1-1	2-1	1-0	-	4-0	2-1
Skyler Gill-Howard	9-4	13	1-1	3-1	0-1	3-0	2-1	-
Jayden Cofield	5-7	12	1-2	0-1	2-1	-	1-1	1-2
Bryce Ramirez	6-5	11	3-1	0-1	1-0	-	1-0	1-3
Amier Boyd	9-0	9	3-0	1-0	DNP	1-0	2-0	2-0
Brock Golwas	2-5	7	0-1	0-2	-	1-0	-	1-2
Wesley Smith	4-1	5	3-1	1-0	-	-	-	-
Ashton Hampton	3-1	4	-	1-0	1-0	1-1	DNP	-
Peyton Morgan	3-1	4	1-1	-	1-0	-	-	1-0
E'Maurion Banks	1-3	4	1-0	0-2	-	DNP	DNP	0-1
Charles Esters III	1-3	4	1-1	DNP	DNP	-	-	0-2
Oliver Miles III	1-3	4	0-1	1-2	-	-	-	-
Amier Washington	1-3	4	1-2	-	-	DNP	-	0-1
Terrell Tilmon	3-0	3	DNP	-	-	2-0	-	1-0
Tarrion Grant	3-0	3	DNP	1-0	2-0	DNP	DNP	DNP
Malik Esquerria	3-0	3	1-0	-	2-0	-	-	-
Trent Low	3-0	3	1-0	1-0	-	-	1-0	-
Tanner Allen	3-0	3	1-0	-	-	DNP	DNP	2-0
Dylan Spencer	2-0	2	-	2-0	-	DNP	DNP	DNP
Maurion Horn	1-0	1	-	DNP	DNP	DNP	-	1-0
Marquez Stevenson	1-0	1	DNP	1-0	-	-	-	-
Leyton Stone	1-0	1	-	-	1-0	-	-	-
Chief Collins	1-0	1	DNP	1-0	-	-	-	-
Cheta Ofili	1-0	1	-	-	-	-	-	1-0
Gage Elder	1-0	1	1-0	-	-	-	-	-
Braylon Rigsby	1-0	1	1-0	-	-	-	-	-
Eddy Smith	0-1	1	-	0-1	-	DNP	DNP	DNP
Kasen Long	0-1	1	0-1	DNP	DNP	DNP	DNP	-
Charles Anderson Jr.	0-1	1	-	0-1	-	DNP	DNP	-

GAME-BY-GAME INDIVIDUAL STATS | DEFENSE

TACKLES FOR LOSS

Player	UA-A	Total	UAPB	KentSt	OSU	Utah	UH	KU
David Bailey	8-3	9.5	0.5-3	1.0-7	1.0-15	1.0-10	3.0-21	3.0-36
Jacob Rodriguez	4-3	5.5	-	1.0-1	0.5-1	0.5-0	2.0-4	1.5-10
Romello Height	3-3	4.5	0.5-3	1.0-6	1.0-8	-	-	2.0-18
Anthony Holmes Jr.	3-3	4.5	-	2.0-2	-	-	-	2.5-19
Skyler Gill-Howard	2-1	2.5	0.5-3	1.0-1	-	1.0-3	-	-
Terrell Tilmon	2-0	2.0	DNP	-	-	1.0-2	-	1.0-10
Cole Wisniewski	1-2	2.0	-	0.5-0	1.5-4	-	-	-
Charles Esters III	1-1	1.5	1.0-2	DNP	DNP	-	-	0.5-1
Jayden Cofield	1-1	1.5	-	0.5-1	-	-	1.0-1	-
Lee Hunter	0-3	1.5	0.5-2	-	0.5-1	-	-	0.5-0
AJ McCarty	1-0	1.0	1.0-4	-	-	-	-	-
Bryce Ramirez	1-0	1.0	1.0-1	-	-	-	-	-
John Curry	1-0	1.0	1.0-6	-	-	-	-	-
Cheta Ofili	1-0	1.0	-	-	-	-	-	1.0-15
Tanner Allen	1-0	1.0	-	-	-	DNP	DNP	1.0-1
Brice Pollock	0-1	0.5	-	-	-	0.5-1	-	-
Dontae Balfour	0-1	0.5	DNP	-	0.5-2	-	-	-

SACKS

Player	UA-A	Total	UAPB	KentSt	OSU	Utah	UH	KU
David Bailey	7-3	8.5	0.5-3	1-7	1-15	1-10	2-17	3-36
Romello Height	3-3	4.5	0.5-3	1-6	1-8	-	-	2-18
Anthony Holmes Jr.	3-0	3	-	1-1	-	-	-	2-19
Bryce Ramirez	1-0	1	1-1	-	-	-	-	-
Cole Wisniewski	1-0	1	-	-	1-3	-	-	-
Jacob Rodriguez	1-0	1	-	-	-	-	-	1-9
Terrell Tilmon	1-0	1	DNP	-	-	-	-	1-10
Skyler Gill-Howard	0-1	0.5	0.5-3	-	-	-	-	-
Lee Hunter	0-1	0.5	0.5-2	-	-	-	-	-

Fumbles Forced

Player	Number	UAPB	KentSt	OSU	Utah	UH	KU
Jacob Rodriguez	2	-	1	-	1	-	-
Ben Roberts	2	-	-	-	1	-	1
David Bailey	2	-	-	-	-	1	1
Cole Wisniewski	1	1	-	-	-	-	-
Brenden Jordan	1	-	-	-	-	-	1

Fumbles Recovered

Player	Number	UAPB	KentSt	OSU	Utah	UH	KU
Anthony Holmes Jr.	2	-	1	-	1	-	-
John Curry	1	-	-	-	1	-	-
Ben Roberts	1	-	-	-	-	1	-
David Bailey	1	-	-	-	-	-	1

SPECIAL TEAMS TACKLES

Player	Total	KO	Punt
#3 Bryce Ramirez, LB	4	4	0
#34 Trent Low, LB	2	2	0
#1 A.J. McCarty	2	2	0
#29 Chief Collins, S	1	1	0
#40 Wesley Smith, LB	1	1	0
#6 John Curry, LB	1	0	1
#45 Brock Golwas, LB	1	1	0
#4 Maurion Horn, CB	1	0	1
TOTALS	13	11	2

TEXAS TECH GAME HIGHS

Texas Tech - Game Highs

RUSHES	50	at Houston (10/04/2025)
YARDS RUSHING	372	Kansas (10/11/2025)
YARDS PER RUSH	10.1	Ark.-Pine Bluff (08/30/2025)
TD RUSHES	4	Kansas (10/11/2025)
PASS ATTEMPTS	41	Oregon St. (09/13/2025)
PASS COMPLETIONS	28	at Houston (10/04/2025)
YARDS PASSING	478	Oregon St. (09/13/2025)
YARDS PER PASS	11.7	Oregon St. (09/13/2025)
TD PASSES	6	Ark.-Pine Bluff (08/30/2025)
TOTAL PLAYS	90	at Houston (10/04/2025)
TOTAL OFFENSE	608	Ark.-Pine Bluff (08/30/2025)
YARDS PER PLAY	10.0	Ark.-Pine Bluff (08/30/2025)
POINTS	67	Ark.-Pine Bluff (08/30/2025)
SACKS BY	9	Kansas (10/11/2025)
FIRST DOWNS	33	Ark.-Pine Bluff (08/30/2025)
PENALTIES	14	at Utah (09/20/2025)
PENALTY YARDS	122	at Utah (09/20/2025)
TURNOVERS	2	at Utah (09/20/2025)
	2	Oregon St. (09/13/2025)
PUNTS	6	at Utah (09/20/2025)
PUNTING AVG	49.0	Oregon St. (09/13/2025)
LONG PUNT	57	Oregon St. (09/13/2025)
PUNTS INSIDE 20	5	at Utah (09/20/2025)
LONG PUNT RETURN	36	Kansas (10/11/2025)

Texas Tech - Individual Game Highs

RUSHES	21	Cameron Dickey vs Kansas (10/11/2025)
YARDS RUSHING	263	Cameron Dickey vs Kansas (10/11/2025)
TD RUSHES	2	Will Hammond vs Kansas (10/11/2025)
	2	Cameron Dickey vs Kansas (10/11/2025)
	2	J'Koby Williams at Houston (10/04/2025)
	2	Cameron Dickey at Utah (09/20/2025)
	2	Cameron Dickey vs Kent St. (09/06/2025)
LONG RUSH	71	Cameron Dickey vs Kansas (10/11/2025)
PASS ATTEMPTS	40	Behren Morton at Houston (10/04/2025)
PASS COMPLETIONS	28	Behren Morton at Houston (10/04/2025)
YARDS PASSING	464	Behren Morton vs Oregon St. (09/13/2025)
TD PASSES	4	Behren Morton vs Oregon St. (09/13/2025)
	4	Behren Morton vs Ark.-Pine Bluff (08/30/2025)
LONG PASS	73	Behren Morton at Utah (09/20/2025)
RECEPTIONS	10	Coy Eakin at Houston (10/04/2025)
YARDS RECEIVING	123	Coy Eakin vs Oregon St. (09/13/2025)
TD RECEPTIONS	2	Reggie Virgil vs Kent St. (09/06/2025)
	2	Terrance Carter Jr. vs Ark.-Pine Bluff (08/30/2025)
LONG RECEPTION	73	J'Koby Williams at Utah (09/20/2025)
PUNTS	6	Jack Burgess at Utah (09/20/2025)
PUNTING AVG	49.0	Jack Burgess vs Oregon St. (09/13/2025)
LONG PUNT	57	Jack Burgess vs Oregon St. (09/13/2025)
PUNTS INSIDE 20	5	Jack Burgess at Utah (09/20/2025)
LONG PUNT RETURN	36	Coy Eakin vs Kansas (10/11/2025)
LONG KICKOFF RETURN	29	Micah Hudson vs Ark.-Pine Bluff (08/30/2025)



OPPONENT GAME HIGHS

Opponent - Game Highs

RUSHES	38	Kansas (10/11/2025)
YARDS RUSHING	103	at Houston (10/04/2025)
YARDS PER RUSH	3.4	at Houston (10/04/2025)
TD RUSHES	1	at Utah (09/20/2025)
	1	Kent St. (09/06/2025)
PASS ATTEMPTS	46	Oregon St. (09/13/2025)
PASS COMPLETIONS	30	Kansas (10/11/2025)
YARDS PASSING	281	Oregon St. (09/13/2025)
YARDS PER PASS	7.0	Kansas (10/11/2025)
TD PASSES	2	Kansas (10/11/2025)
	2	Oregon St. (09/13/2025)
TOTAL PLAYS	77	Kansas (10/11/2025)
TOTAL OFFENSE	319	Kansas (10/11/2025)
YARDS PER PLAY	4.9	at Houston (10/04/2025)
POINTS	17	Kansas (10/11/2025)
SACKS BY	2	at Houston (10/04/2025)
	2	Oregon St. (09/13/2025)
FIRST DOWNS	23	Kansas (10/11/2025)
PENALTIES	6	Kansas (10/11/2025)
PENALTY YARDS	55	at Houston (10/04/2025)
TURNOVERS	4	at Utah (09/20/2025)
PUNTS	9	Kansas (10/11/2025)
PUNTING AVG	44.7	at Utah (09/20/2025)
LONG PUNT	58	at Utah (09/20/2025)
	58	Oregon St. (09/13/2025)
PUNTS INSIDE 20	3	at Utah (09/20/2025)
LONG PUNT RETURN	16	Kansas (10/11/2025)

Opponent - Individual Game Highs

RUSHES	15	Jalon Daniels vs Kansas (10/11/2025)
	15	Za'Marion Webber vs Ark.-Pine Bluff (08/30/2025)
YARDS RUSHING	59	Zeon Chriss at Houston (10/04/2025)
TD RUSHES	1	Wayshawn Parker at Utah (09/20/2025)
	1	Dru DeShields vs Kent St. (09/06/2025)
LONG RUSH	21	Zeon Chriss at Houston (10/04/2025)
PASS ATTEMPTS	44	Maalik Murphy vs Oregon St. (09/13/2025)
PASS COMPLETIONS	27	Jalon Daniels vs Kansas (10/11/2025)
YARDS PASSING	281	Maalik Murphy vs Oregon St. (09/13/2025)
TD PASSES	2	Jalon Daniels vs Kansas (10/11/2025)
	2	Maalik Murphy vs Oregon St. (09/13/2025)
LONG PASS	64	Zeon Chriss at Houston (10/04/2025)
RECEPTIONS	13	Boden Groen vs Kansas (10/11/2025)
YARDS RECEIVING	103	David Wells Jr. vs Oregon St. (09/13/2025)
TD RECEPTIONS	1	Leshon Williams vs Kansas (10/11/2025)
	1	Boden Groen vs Kansas (10/11/2025)
	1	Amare Thomas at Houston (10/04/2025)
	1	Bryce Caufield vs Oregon St. (09/13/2025)
	1	Karson Boschma vs Oregon St. (09/13/2025)
	1	Cade Wolford vs Kent St. (09/06/2025)
	1	Ellis Stewart vs Ark.-Pine Bluff (08/30/2025)
LONG RECEPTION	64	Amare Thomas at Houston (10/04/2025)
FIELD GOALS	1	Laith Marjan vs Kansas (10/11/2025)
	1	Ethan Sanchez at Houston (10/04/2025)
	1	Dillon Curtis at Utah (09/20/2025)
LONG FIELD GOALS	55	Laith Marjan vs Kansas (10/11/2025)
PUNTS	8	Finn Lappin vs Kansas (10/11/2025)
PUNTING AVG	44.7	Orion Phillips at Utah (09/20/2025)
LONG PUNT	58	Orion Phillips at Utah (09/20/2025)
	58	AJ Winsor vs Oregon St. (09/13/2025)

GAME PARTICIPATION

##	Player	GP-GS	UAPB	KentSt	OSU	Utah	UH	KU
0	Skylar Gill-Howard	6/6	START	START	START	START	START	START
0	Quinten Joyner	0/0
1	AJ McCarty	6/0	XXX	XXX	XXX	XXX	XXX	XXX
1	Reggie Virgil	6/6	START	START	START	START	START	START
2	Lee Hunter	6/6	START	START	START	START	START	START
2	Behren Morton	6/6	START	START	START	START	START	START
3	Bryce Ramirez	6/0	XXX	XXX	XXX	XXX	XXX	XXX
3	Coy Eakin	6/5	XXX	START	START	START	START	START
4	Maurion Horn	3/1	START	XXX	XXX
4	TJ West	6/0	XXX	XXX	XXX	XXX	XXX	XXX
5	Cole Wisniewski	6/6	START	START	START	START	START	START
5	Caleb Douglas	6/6	START	START	START	START	START	START
6	John Curry	6/6	START	START	START	START	START	START
6	Kelby Valsin	6/0	XXX	XXX	XXX	XXX	XXX	XXX
7	Terrance Carter Jr.	6/5	START	START	START	START	START	XXX
7	Brenden Jordan	6/6	START	START	START	START	START	START
8	E'Maurion Banks	4/0	XXX	XXX	XXX	XXX
8	Cameron Dickey	6/3	START	XXX	XXX	XXX	START	START
9	Romello Height	6/6	START	START	START	START	START	START
9	Johncarlos Miller II	6/2	START	XXX	XXX	XXX	XXX	START
10	Jacob Rodriguez	6/6	START	START	START	START	START	START
10	Lloyd Jones III	0/0
11	Charles Esters III	4/0	XXX	XXX	XXX	XXX
11	Tyson Turner	6/0	XXX	XXX	XXX	XXX	XXX	XXX
12	Mitch Griffis	2/0	XXX	XXX
12	Marquez Stevenson	5/0	...	XXX	XXX	XXX	XXX	XXX
13	Ben Roberts	6/6	START	START	START	START	START	START
13	Price Morgan	2/0	XXX	XXX
14	Brice Pollock	6/6	START	START	START	START	START	START
14	Micah Hudson	6/0	XXX	XXX	XXX	XXX	XXX	XXX
15	Will Hammond	6/0	XXX	XXX	XXX	XXX	XXX	XXX
15	Oliver Miles III	6/0	XXX	XXX	XXX	XXX	XXX	XXX
16	Ashton Hampton	5/0	XXX	XXX	XXX	XXX	...	XXX
16	Holden Phillips	0/0
17	Peyton Morgan	6/0	XXX	XXX	XXX	XXX	XXX	XXX
17	Leyton Stone	6/0	XXX	XXX	XXX	XXX	XXX	XXX
18	Roy Alexander	3/0	XXX	XXX	XXX
18	Terrell Tilmon	5/0	...	XXX	XXX	XXX	XXX	XXX
19	Haydon Wiginton	6/0	XXX	XXX	XXX	XXX	XXX	XXX
19	Quintaelyn Joyner	0/0
20	Dontae Balfour	5/4	...	XXX	START	START	START	START
20	J'Koby Williams	6/3	XXX	START	START	START	XXX	XXX
21	Miquel Dingle Jr	1/0	XXX
21	Tristian Gentry	4/0	XXX	XXX	XXX	XXX
22	Marcus Ramon-Edwards	3/0	XXX	XXX	XXX	...
23	Tarrion Grant	2/0	...	XXX	XXX
23	Adam Hill	3/0	XXX	XXX	XXX
24	Malik Esquerra	6/0	XXX	XXX	XXX	XXX	XXX	XXX
25	Chapman Lewis	0/0
26	Deante Lindsay	0/0
27	Amier Boyd	5/1	XXX	START	...	XXX	XXX	XXX
27	Upton Bellenfant	5/0	XXX	XXX	XXX	...	XXX	XXX
28	Braylan McDonald	2/0	XXX	XXX
29	Chief Collins	5/0	...	XXX	XXX	XXX	XXX	XXX
30	Mikal Harrison-Pilot	6/0	XXX	XXX	XXX	XXX	XXX	XXX
31	David Bailey	6/5	START	XXX	START	START	START	START
32	Cheta Ofili	6/0	XXX	XXX	XXX	XXX	XXX	XXX
33	Anthony Holmes Jr.	6/0	XXX	XXX	XXX	XXX	XXX	XXX
33	Loic Tshibangu	0/0
34	Trent Low	6/0	XXX	XXX	XXX	XXX	XXX	XXX

GAME PARTICIPATION

##	Player	GP-GS	UAPB	KentSt	OSU	Utah	UH	KU
35	Gage Elder	6/0	XXX	XXX	XXX	XXX	XXX	XXX
35	Michael Henderson III	2/0	XXX	XXX
36	Justin Horne	0/0
37	Ian Hershey	3/0	XXX	XXX	XXX
39	Luke Dillingham	5/0	XXX	XXX	XXX	XXX	XXX	...
40	Wesley Smith	6/0	XXX	XXX	XXX	XXX	XXX	XXX
41	Jack Burgess	6/0	XXX	XXX	XXX	XXX	XXX	XXX
43	Chris Lemons	1/0	...	XXX
45	Brock Golwas	6/0	XXX	XXX	XXX	XXX	XXX	XXX
46	Tanner Allen	4/0	XXX	XXX	XXX	XXX
47	Rylan Vagana	6/0	XXX	XXX	XXX	XXX	XXX	XXX
48	Stone Harrington	6/0	XXX	XXX	XXX	XXX	XXX	XXX
50	Eddy Smith	3/0	XXX	XXX	XXX
50	Patrick McMath	3/0	XXX	XXX	XXX
51	Jayden Cofield	6/0	XXX	XXX	XXX	XXX	XXX	XXX
52	Cash Cleveland	0/0
53	Holton Hendrix	0/0
56	Davion Carter	6/6	START	START	START	START	START	START
57	Hunter Zambrano	3/0	XXX	XXX	...	XXX
61	Connor Carty	3/0	XXX	XXX	XXX
64	Jurrien Loftin	1/0	XXX
65	D'Anthis Upshaw	3/0	XXX	XXX	XXX
66	Jackson Hildebrand	1/0	XXX
68	Ren Brown	0/0
70	Jacob Ponton	6/6	START	START	START	START	START	START
71	Vinny Sciury	6/0	XXX	XXX	XXX	XXX	XXX	XXX
72	Sheridan Wilson	6/6	START	START	START	START	START	START
73	Danilo Guberinch	1/0	XXX
74	Daniel Sill	6/0	XXX	XXX	XXX	XXX	XXX	XXX
75	Garin Maley	1/0	XXX
76	Will Jados	6/6	START	START	START	START	START	START
77	Elias Gillen	1/0	XXX
78	Ellis Davis	0/0
79	Howard Sampson	6/6	START	START	START	START	START	START
80	Kai Powell	0/0
83	Jack Esparza	0/0
84	Michael Dever	2/0	XXX	XXX
85	Dylan Spencer	3/0	XXX	XXX	XXX
85	Bryson Jones	3/0	XXX	XXX	XXX
86	Sean Robinson	1/0	...	XXX
88	Amier Washington	5/0	XXX	XXX	XXX	...	XXX	XXX
88	Trey Jackson	6/0	XXX	XXX	XXX	XXX	XXX	XXX
89	Jason Llewellyn	6/0	XXX	XXX	XXX	XXX	XXX	XXX
90	Ansel Nedore	6/0	XXX	XXX	XXX	XXX	XXX	XXX
92	Kasen Long	2/0	XXX	XXX
93	Dylan Singleton	0/0
94	Braylon Rigsby	6/1	XXX	START	XXX	XXX	XXX	XXX
96	Keyshawn Williams	3/0	XXX	XXX	XXX
97	Charles Anderson Jr.	4/0	XXX	XXX	XXX	XXX

MISCELLANEOUS STATISTICS

3rd-Down Conversions

Date	Opponent	Score	Overall	1st Qtr	2nd Qtr	3rd Qtr	4th Qtr	Overtime
08/30/2025	Ark.-Pine Bluff	W 67-7	5-8 62.5	2-4 50.0	2-3 66.7	0-0 0.0	1-1 100.0	0-0 0.0
09/06/2025	Kent St.	W 62-14	6-13 46.2	2-3 66.7	2-5 40.0	1-3 33.3	1-2 50.0	0-0 0.0
09/13/2025	Oregon St.	W 45-14	9-15 60.0	2-3 66.7	3-5 60.0	3-4 75.0	1-3 33.3	0-0 0.0
09/20/2025	at Utah	W 34-10	9-17 52.9	2-3 66.7	2-5 40.0	2-5 40.0	3-4 75.0	0-0 0.0
10/04/2025	at Houston	W 35-11	9-18 50.0	2-6 33.3	3-5 60.0	1-4 25.0	3-3 100.0	0-0 0.0
10/11/2025	Kansas	W 42-17	6-14 42.9	1-2 50.0	3-7 42.9	2-4 50.0	0-1 0.0	0-0 0.0
Texas Tech			44-85 51.8	11-21 52.4	15-30 50.0	9-20 45.0	9-14 64.3	0-0 0.0
Opponents			24-88 27.3	7-25 28.0	8-25 32.0	4-18 22.2	5-20 25.0	0-0 0.0

4th-Down Conversions

Date	Opponent	Score	Overall	1st Qtr	2nd Qtr	3rd Qtr	4th Qtr	Overtime
08/30/2025	Ark.-Pine Bluff	W 67-7	1-1 100.0	1-1 100.0	0-0 0.0	0-0 0.0	0-0 0.0	0-0 0.0
09/06/2025	Kent St.	W 62-14	1-2 50.0	0-0 0.0	1-1 100.0	0-1 0.0	0-0 0.0	0-0 0.0
09/13/2025	Oregon St.	W 45-14	0-1 0.0	0-1 0.0	0-0 0.0	0-0 0.0	0-0 0.0	0-0 0.0
09/20/2025	at Utah	W 34-10	0-0 0.0	0-0 0.0	0-0 0.0	0-0 0.0	0-0 0.0	0-0 0.0
10/04/2025	at Houston	W 35-11	1-1 100.0	1-1 100.0	0-0 0.0	0-0 0.0	0-0 0.0	0-0 0.0
10/11/2025	Kansas	W 42-17	0-0 0.0	0-0 0.0	0-0 0.0	0-0 0.0	0-0 0.0	0-0 0.0
Texas Tech			3-5 60.0	2-3 66.7	1-1 100.0	0-1 0.0	0-0 0.0	0-0 0.0
Opponents			7-16 43.8	0-2 0.0	2-4 50.0	0-1 0.0	5-9 55.6	0-0 0.0

Time of Possession

Date	Opponent	Score	Overall	1st Qtr	2nd Qtr	3rd Qtr	4th Qtr	Overtime
08/30/2025	Ark.-Pine Bluff	W 67-7	20:22	06:35	07:20	03:19	03:08	00:00
09/06/2025	Kent St.	W 62-14	30:03	06:17	08:14	05:51	09:41	00:00
09/13/2025	Oregon St.	W 45-14	31:00	04:20	08:30	09:06	09:04	00:00
09/20/2025	at Utah	W 34-10	32:15	04:55	07:57	08:33	10:50	00:00
10/04/2025	at Houston	W 35-11	37:58	09:59	08:37	08:12	11:10	00:00
10/11/2025	Kansas	W 42-17	23:48	05:33	07:03	05:27	05:45	00:00
Texas Tech			Total 175:26	37:39	47:41	40:28	49:38	00:00
			Avg. 29:14	06:17	07:57	06:45	08:16	00:00
Opponents			Total 166:13	43:41	46:38	35:21	40:33	00:00
			Avg. 27:42	07:17	07:46	05:54	06:45	00:00

TEAM COMPARISON

Opponent	Score	First Downs				Rushing Number-Yards	Passing		Total Offense Plays-Yards	Return Yards	Turn- Overs
		Total	Rush	Pass	Pen		Comp-Att.-Int	Yards			
Ark.-Pine Bluff	67-7	33 / 11	13 / 3	18 / 6	2 / 2	29-294 / 26-53	25-32-0 / 17-33-1	314 / 122	61-608 / 59-175	59 / 18	0 / 1
Kent St.	62-14	27 / 10	13 / 4	13 / 6	1 / 0	42-230 / 34-63	27-38-0 / 11-25-1	371 / 165	80-601 / 59-228	101 / 46	1 / 2
Oregon St.	45-14	30 / 17	11 / 3	18 / 12	1 / 2	40-121 / 22-8	27-41-2 / 25-46-2	478 / 281	81-599 / 68-289	49 / 42	2 / 2
Utah	34-10	20 / 16	7 / 6	13 / 6	0 / 4	37-173 / 31-101	25-35-2 / 25-38-2	311 / 162	72-484 / 69-263	0 / -9	2 / 4
Houston	35-11	27 / 12	16 / 7	11 / 3	0 / 2	50-207 / 30-103	28-40-0 / 10-25-2	345 / 164	90-552 / 55-267	94 / 78	1 / 3
Kansas	42-17	22 / 23	16 / 7	6 / 13	0 / 3	40-372 / 38-47	14-28-1 / 30-39-0	133 / 272	68-505 / 77-319	53 / 28	1 / 1
Totals	285-73	159 / 89	76 / 30	79 / 46	4 / 13	238-1397 / 181-375	146-214-5 / 118-206-8	1952 / 1166	452-3349 / 387-1541	356 / 203	7 / 13

Opponents	3rd Down Conversion	4th Down Conversion	Time of Possession	TOP Margin	Avg Yds/Rush	Avg Yds/Pass	Avg Yds/Play	Punting Number-Avg	Penalties Number-Yards	Sacks
Ark.-Pine Bluff	5-8 / 4-14	1-1 / 1-2	20:22 / 25:38	-05:16	10.1 / 2.0	9.8 / 3.7	10.0 / 3.0	0-0.0 / 7-26.9	7-60.0 / 4-31.0	3 / 0
Kent St.	6-13 / 2-14	1-2 / 1-3	30:03 / 29:57	00:06	5.5 / 1.9	9.8 / 6.6	7.5 / 3.9	2-44.0 / 8-39.4	7-60.0 / 4-36.0	3 / 0
Oregon St.	9-15 / 7-17	0-1 / 2-2	31:00 / 24:39	06:21	3.0 / 0.4	11.7 / 6.1	7.4 / 4.3	2-49.0 / 7-38.3	9-75.0 / 4-23.0	3 / 2
Utah	9-17 / 4-14	0-0 / 0-2	32:15 / 27:45	04:30	4.7 / 3.3	8.9 / 4.3	6.7 / 3.8	6-41.3 / 7-44.7	14-122.0 / 2-10.0	1 / 1
Houston	9-18 / 1-12	1-1 / 2-5	37:58 / 22:02	15:56	4.1 / 3.4	8.6 / 6.6	6.1 / 4.9	2-43.0 / 5-42.4	8-65.0 / 5-55.0	2 / 2
Kansas	6-14 / 6-17	0-0 / 1-2	23:48 / 36:12	-12:24	9.3 / 1.2	4.8 / 7.0	7.4 / 4.1	5-40.4 / 9-43.3	7-77.0 / 6-45.0	9 / 1
Totals	44-85 / 24-88	3-5 / 7-16	175:26 / 166:13	09:13	5.9 / 2.1	9.1 / 5.7	7.4 / 4.0	17-42.5 / 43-39.2	52-459.0 / 25-200.0	21 / 6

Note: Game totals are displayed in the format TEAM/OPPONENT for each category

GAME-BY-GAME SPECIALIST STATS

FIELD GOALS

SCORING	FG	PAT	Points							
#48 Harrington	8-10	17-17	41							
#27 Bellenfant	6-6	12-13	30							
#37 Hershey	0-0	2-2	2							
FIELD GOALS	FGM-FGA	Pct.	01-19	20-29	30-39	40-49	50-59	60+	Lg	Blk
#48 Harrington	8-10	80.0	0-0	4-4	1-1	2-3	1-2	0-0	58	0
#27 Bellenfant	6-6	100.0	0-0	5-5	1-1	0-0	0-0	0-0	33	0
#37 Hershey	0-0	--	0-0	0-0	0-0	0-0	0-0	0-0	-	0
Totals	14-16	87.5	0-0	9-9	2-2	2-3	1-2	0-0	58	0

Team Leader/Harrington	(Made), Missed, Blocked
UAPB	(31)
Kent State	(47)
Oregon State	--
at Utah	(58), (25)
at Houston	(26), (23), (26), 44, 53
Kansas	(40)
at Arizona State	
Oklahoma State	
at Kansas State	
BYU	
UCF	
at West Virginia	

PUNTING

PUNTING	Number-Avg./i20/50+
#41 Burgess	zero team punt attempts
UAPB	2-44.0 / 2 / 0
Kent State	2-49.0 / 0 / 1
Oregon State	6-41.3 / 5 / 2
at Utah	2-43.0 / 1 / 1
at Houston	5-40.4 / 2 / 0
Kansas	
at Arizona State	
Oklahoma State	
at Kansas State	
BYU	
UCF	
at West Virginia	
Totals	17-42.5 / 10 / 4

#41-JACK BURGESS

# - opponent (Qtr.)	Down	Situation	Yards	Action (yds)	i20	i10	Note
1 - Kent State (1Q)	4-4	TTU39	47	FC	yes	no	fair catch at KSU-14 (holding moved ball to KSU-07)
2 - Kent State (3Q)	4-5	TTU42	41	FC	yes	no	fair catch at KSU-17
3 - Oregon State (2Q)	4-14	TTU03	41	Downed	no	no	downed at the TTU-44 by Peyton Morton
4 - Oregon State (4Q)	4-15	TTU15	57	OB	no	no	Out of bounds at the OSU-28
5 - Utah (1Q)	4-8	UTAH44	33	FC	yes	no	fair catch at UTAH-11 (Kick Catch interference moved ball to UTAH-26)
6 - Utah (2Q)	4-16	TTU41	45	FC	yes	no	fair catch at UTAH-14
7 - Utah (2Q)	4-4	TTU49	34	Downed	yes	no	downed at the UTAH-17 by Trent Low
8 - Utah (3Q)	4-23	TTU12	54	Returned (-9)	no	no	returned for loss of 9 yards to UTAH-25 (TKL: John Curry)
9 - Utah (3Q)	4-7	TTU47	52	Downed	yes	yes	downed at the UTAH-01 by Peyton Morgan
10 - Utah (3Q)	4-9	UTAH39	30	Downed	yes	yes	downed at the UTAH-09 by Bryce Ramirez
11 - Houston (2Q)	4-6	TTU14	34	OB	no	no	Out of bounds at the TTU-48
12 - Houston (3Q)	4-3	TTU30	52	FC	yes	no	fair catch at HOU-18
13 - Kansas (2Q)	4-24	TTU11	45	FC	no	no	fair catch at KAN-44
14 - Kansas (2Q)	4-6	TTU42	40	Returned (16)	no	no	returned for 16 yards to KAN-34 (TKL: Maurion Horn)
15 - Kansas (3Q)	4-6	TTU46	45	FC	yes	yes	fair catch at KAN-09
16 - Kansas (3Q)	4-6	TTU41	40	FC	yes	no	fair catch at KAN-19
17 - Kansas (4Q)	4-5	TTU40	32	OB	no	no	Out of bounds at the KAN-28
TOTALS			4 (50+)		10 (i20)	3 (i10)	

KICKOFFS

KICKOFFS	No.	Yds	Avg.	TB	OB	RETN	NET	YD-LN
#48 Harrington	51	3,283	64.4	39	1	--	--	--
#37 Hershey	2	126	63.0	1	0	--	--	--
#27 Bellenfant	2	130	65.0	1	0	--	--	--
Totals	55	3,539	64.3	41	1	9	40.7	24

Team Leader/Harrington	Touchbacks/Kickoffs
UAPB	8-of-9
Kent State	5-of-10
Oregon State	7-of-8
at Utah	7-of-7
at Houston	5-of-9
Kansas	7-of-8
at Arizona State	
Oklahoma State	
at Kansas State	
BYU	
UCF	
at West Virginia	

PUNTING

#41 Burgess	17 attempts
50+ yard punts	4
Inside the 20-yard line	10
Inside the 10-yard line	3
Fair Caught	8
Touchbacks	0
Downed	4
Out of Bounds	3
Not Returned	15
Returned	2
Total Return Yards	2 returns for 7 yards (3.5 per return)

GAME-BY-GAME LEADERS

OPPONENT	PASSING YARDS	RUSHES	RUSH YARDS	RECEPTIONS	RECEIVING YARDS	TACKLES	TACKLES FOR LOSS	SACKS
Ark-Pine Bluff	201 (Morton)	13 (Dickey)	90 (Dickey)	4 (Virgil)	56 (Virgil)	4 (3 players)	1.0 (4 players)	1.0 (Ramirez)
Kent State	258 (Morton)	16 (Hill)	127 (Hill)	5 (Virgil)	59 (Eakin)	6 (Roberts)	2.5 (Holmes Jr)	1.0 (3 players)
Oregon State	464 (Morton)	16 (Dickey)	65 (Dickey)	7 (Williams)	123 (Eakin)	8 (Wisniewski)	1.5 (Wisniewski)	1.0 (3 players)
at Utah	169 (Hammond)	13 (Dickey)	67 (Dickey)	7 (Carter Jr.)	72 (Virgil)	11 (Rodriguez)	1.0 (3 players)	1.0 (Bailey)
at Houston	345 (Morton)	20 (2 players)	109 (Williams)	10 (Eakin)	114 (Douglas)	8 (Rodriguez)	3.0 (Bailey)	2.0 (Bailey)
Kansas	91 (Morton)	21 (Dickey)	263 (Dickey)	6 (Douglas)	55 (Douglas)	14 (Rodriguez)	3.0 (Bailey)	3.0 (Bailey)
at Arizona State	--	--	--	--	--	--	--	--
Oklahoma State	--	--	--	--	--	--	--	--
at Kansas State	--	--	--	--	--	--	--	--
BYU	--	--	--	--	--	--	--	--
UCF	--	--	--	--	--	--	--	--
at West Virginia	--	--	--	--	--	--	--	--

GAME QUICK FACTS

OPPONENT	DURATION	TV	KO WEATHER	KO TIME (local)	ATTND.	COIN TOSS	KICK/RECEIVE	1ST TECH POSS.	1ST OPP. POSS.	HALF	FINAL
Ark-Pine Bluff	4:43*	ESPN+	83° cloudy	6:32 p.m. (CDT)	60,229	Won	Kick	Touchdown	Punt	TTU 47, UAPB 0	TTU 67, UAPB 0
Kent State	3:20	TNT	58° cloudy	11:02 a.m. (CDT)	60,229	Lost	Receive	Touchdown	TO on Downs	TTU 48, Kent 0	TTU 62, Kent 14
Oregon State	6:13*	FOX	81° cloudy	2:40 p.m. (CDT)	60,229	Won	Kick	Touchdown	Punt	TTU 28, OSU 0	TTU 45, OSU 14
at Utah	3:26	FOX	67° cloudy	10:10 a.m. (MDT)	52,236	Won	Kick	Touchdown	Punt	TTU 10, Utah 3	TTU 34, Utah 10
at Houston	3:32	ESPN	88° cloudy	6:10 p.m. (CDT)	42,806	Lost	Receive	Field Goal	TO/Fumble	TTU 25, HOU 11	TTU 35, HOU 11
Kansas	3:34	FOX	81° sunny	6:35 p.m. (CDT)	60,229	Won	Kick	Touchdown	Punt	TTU 21, KU 17	TTU 42, KU 17
at Arizona State	-	-	-	-	-	-	-	-	-	-	-
Oklahoma State	-	-	-	-	-	-	-	-	-	-	-
at Kansas State	-	-	-	-	-	-	-	-	-	-	-
BYU	-	-	-	-	-	-	-	-	-	-	-
UCF	-	-	-	-	-	-	-	-	-	-	-
at West Virginia	-	-	-	-	-	-	-	-	-	-	-

* includes 1:28 weather delay

* includes 2:24 weather delay

TURNOVER CHART

Opponent	Forced by Texas Tech					Forced by Opponent			
	Fum	Int	Tot	Pts Off	Margin	Fum	Int	Tot	Pts Off
UAPB	0	1	1	6	+1	0	0	0	0
Kent State	1	1	2	10	+1	1	0	1	7
Oregon State	0	2	2	10	E	0	2	2	7
at Utah	2	2	4	10	+2	0	2	2	0
at Houston	1	2	3	10	+2	1	0	1	0
Kansas	1	0	1	8	E	0	1	1	7
at Arizona State	-	-	-	-		-	-	-	-
Oklahoma State	-	-	-	-		-	-	-	-
at Kansas State	-	-	-	-		-	-	-	-
BYU	-	-	-	-		-	-	-	-
UCF	-	-	-	-		-	-	-	-
at West Virginia	-	-	-	-		-	-	-	-
Totals	5	8	13	54	+6	2	5	7	21

REDZONE CHART

Opponent	Texas Tech			Opponents		
	Scores-Chances (%)	TD (R/P)	FG	Scores-Chances (%)	TD (R/P)	FG
UAPB	8-of-8 (100.0)	6 (2/4)	2	1-of-1 (100.0)	1 (0/1)	0
Kent State	6-of-7 (85.7)	4 (3/1)	2	2-of-2 (100.0)	2 (1/1)	0
Oregon State	5-of-6 (83.3)	4 (2/2)	1	1-of-3 (33.3)	1 (0/1)	0
at Utah	2-of-2 (100.0)	1 (1/0)	1	2-of-2 (100.0)	1 (1/0)	1
at Houston	7-of-8 (87.5)	2 (2/0)	5	1-of-1 (100.0)	0 (0/0)	1
Kansas	5-of-5 (100.0)	3 (2/1)	2	1-of-2 (50.0)	1 (0/1)	0
at Arizona State	-of- (-)	- (-/-)	-	-of- (-)	- (-/-)	-
Oklahoma State	-of- (-)	- (-/-)	-	-of- (-)	- (-/-)	-
at Kansas State	-of- (-)	- (-/-)	-	-of- (-)	- (-/-)	-
BYU	-of- (-)	- (-/-)	-	-of- (-)	- (-/-)	-
UCF	-of- (-)	- (-/-)	-	-of- (-)	- (-/-)	-
at West Virginia	-of- (-)	- (-/-)	-	-of- (-)	- (-/-)	-
Totals	33-of-36 (91.7)	20 (12/8)	13	8-of-11 (72.7)	6 (2/4)	2



EXPLOSIVE PLAYS BREAKDOWN

TEXAS TECH LONGEST PLAYS

Play Type	Yardage	Play (Opponent)
Rushing	71	Dickey 71-yd run (Kansas)
Rushing Touchdown	71	Dickey TD 71-yd run (Kansas)
Passing	73	Morton 73-yd pass to Williams (at Utah)
Passing Touchdown	69	Morton 69-yd TD pass to Dickey (at Houston)
Punt Return	36	Eakin 36-yd punt return (Kansas)
Kick Return	29	Hudson 29-yd kick return (UAPB)
Punt	57	Burgess 57-yard punt (Oregon State)
Field Goal	58	Harrington 58-yd field goal (at Utah)

TEXAS TECH PLAYS - 20-PLUS YARDS

Yards (TD*)	Type	Player(s)	Opponent
73	Pass	J'Koby Williams (Morton)	at Utah
71*	Run	Cameron Dickey	Kansas
69*	Pass	Cameron Dickey (Morton)	at Houston
64*	Run	Will Hammond	UAPB
61*	Pass	Caleb Douglas (Morton)	Oregon State
55*	Run	Cameron Dickey	Kansas
50	Pass	Terrance Carter (Morton)	Kent State
42*	Pass	Coy Eakin (Morton)	Kent State
41*	Pass	Coy Eakin (Morton)	UAPB
39	Pass	J'Koby Williams (Morton)	Oregon State
38*	Pass	Bryson Jones (Hammond)	Kent State
38*	Pass	Coy Eakin (Morton)	Oregon State
36	Run	Adam Hill	Kent State
35*	Pass	Reggie Virgil (Morton)	Kent State
34	Pass	Coy Eakin (Morton)	Oregon State
33	Pass	Caleb Douglas (Hammond)	at Utah
33	Pass	Caleb Douglas (Morton)	at Houston
32	Run	Will Hammond	at Utah
30	Pass	J'Koby Williams (Morton)	Kent State
30*	Pass	J'Koby Williams (Morton)	Oregon State
30	Pass	Caleb Douglas (Morton)	at Houston
29	Pass	Caleb Douglas (Morton)	Kent State
26	Pass	Coy Eakin (Morton)	Oregon State
26	Pass	Caleb Douglas (Morton)	Kansas
24	Run	Adam Hill	UAPB
24	Run	Adam Hill	Kent State
24	Pass	Terrance Carter Jr. (Morton)	Oregon State
24*	Pass	Terrance Carter (Hammond)	at Utah
24*	Run	Cameron Dickey	at Utah
24	Run	Cameron Dickey	Kansas
23	Pass	Terrance Carter Jr. (Morton)	Oregon State
23*	Pass	Terrance Carter Jr. (Morton)	Oregon State
23	Pass	Caleb Douglas (Morton)	at Houston
23	Pass	Coy Eakin (Morton)	at Houston
23	Run	J'Koby Williams	at Houston
23	Run	Cameron Dickey	Kansas
21*	Pass	Terrance Carter Jr. (Morton)	UAPB
21	Pass	Reggie Virgil (Morton)	UAPB
21	Pass	Reggie Virgil (Morton)	Oregon State
21*	Pass	Reggie Virgil (Hammond)	at Utah
21	Run	Cameron Dickey	at Houston
21*	Pass	Terrance Carter Jr. (Morton)	Kansas
21	Pass	Reggie Virgil (Morton)	Kansas
20	Run	J'Koby Williams	UAPB
20	Run	Cameron Dickey	UAPB
20	Run	J'Koby Williams	Kent State
20*	Run	Will Hammond	Kansas
20	Run	Cameron Dickey	Kansas

20+ Yard Plays (Rush, Pass)

55*	INT Return	Skyler Gill-Howard 55-yd interception return	Kent State
36	Punt Return	Coy Eakin 36-yd punt return	Kansas
30	Punt Return	Coy Eakin 30-yd punt return	at Houston

20+ Yard Plays (Interception, Punt Return)
40+ Yard Plays (Kick Returns)

TEXAS TECH vs. OPPONENT LONGEST PLAYS

	Texas Tech Long Plays				Opponent Long Plays			
	Rush	Pass	Total	ST	Rush	Pass	Total	ST
Ark-Pine Bluff	4	3	7	0	0	2	2	0
Kent State	3	6	9	0	0	3	3	0
Oregon State	0	10	10	0	0	4	4	0
at Utah	2	4	6	0	0	1	1	0
at Houston	2	5	7	1	1	2	3	0
Kansas	6	3	9	1	0	4	4	0
at Arizona State	-	-	-	-	-	-	-	-
Oklahoma State	-	-	-	-	-	-	-	-
at Kansas State	-	-	-	-	-	-	-	-
BYU	-	-	-	-	-	-	-	-
UCF	-	-	-	-	-	-	-	-
at West Virginia	-	-	-	-	-	-	-	-
Totals	17	31	48	2	1	16	17	0

TEXAS TECH LONGEST PLAYS BY PLAYER

Player	Total	(TDs)	Rush	Rec.
Cameron Dickey	9	(4)	8	1
J'Koby Williams	7	(1)	3	4
Terrance Carter Jr.	7	(3)	-	7
Caleb Douglas	7	(1)	-	7
Coy Eakin	6	(3)	-	6
Reggie Virgil	5	(2)	-	5
Adam Hill	3	(0)	3	-
Will Hammond	3	(1)	3	-
Bryson Jones	1	(1)	-	1
TOTAL	48	(16)	17	31

TEXAS TECH LONGEST PLAYS BY YARDS

Player	20+	30+	40+	50+	60+	70+	80+	90+
Cameron Dickey	9	3	3	3	2	1	-	-
J'Koby Williams	7	4	1	1	1	1	-	-
Terrance Carter Jr.	7	1	1	1	-	-	-	-
Caleb Douglas	7	4	1	1	1	-	-	-
Coy Eakin	6	4	2	-	-	-	-	-
Reggie Virgil	5	1	-	-	-	-	-	-
Adam Hill	3	1	-	-	-	-	-	-
Will Hammond	3	2	1	1	1	-	-	-
Bryson Jones	1	1	-	-	-	-	-	-
TOTAL	48	21	9	7	5	2	-	-

EXPLOSIVE PLAYS BREAKDOWN

OPPONENT LONGEST PLAYS		
Play Type	Yardage	Play (Opponent)
Rushing	21	Chriss 21-yd qb scramble (Houston)
Rushing Touchdown	10	Deshields 10-yd TD run (Kent State)
Passing	64	Chriss 64-yd pass to Thomas (Houston)
Passing Touchdown	64	Chriss 64-yd pass to Thomas (Houston)
Punt Return	16	Nagy 16-yd return (Kansas)
Kick Return	25	Mews 25-yd kick return (Houston)
Punt	58 (2x)	Winsor 58-yd punt (Oregon State)/Phillips 58-yd punt (Utah)
Field Goal	55	Marjan 55-yd field goal (Kansas)

OPPONENT PLAYS - 20-PLUS YARDS			
Yards (TD*)	Type	Player(s)	Opponent
64*	Pass	Amare Thomas (Chriss)	at Houston
56	Pass	David Wells Jr. (Murphy)	Oregon State
44	Pass	Dallen Bentley (Dampier)	at Utah
43	Pass	Koby Young (Weigman)	at Houston
38	Pass	Gavin Garcia (Montes)	Kent State
38	Pass	Ardell Banks (Deshields)	Kent State
27	Pass	Wayne Harris (Deshields)	Kent State
26*	Pass	Karson Boschma (Murphy)	Oregon State
26	Pass	Cam Pickett (Daniels)	Kansas
25	Pass	David Wells Jr. (Murphy)	Oregon State
24	Pass	Bryant Sanchez (Peters)	UAPB
24*	Pass	Boden Groen (Daniels)	Kansas
23	Pass	Levi Wentz (Daniels)	Kansas
22	Pass	Taz Reddicks (Murphy)	Oregon State
21	Pass	Ellis Stewart (Peters)	UAPB
21	Run	Zeon Chriss	at Houston
20	Pass	Bryson Canty (Daniels)	Kansas

20+ Yard Plays (Rush, Pass, Interception, Punt Return)
40+ Yard Plays (Kick Returns)
* Touchdown scored on play

TEAM OFFENSE GAME-BY-GAME COMPARISON

FIRST DOWNS						
TEXAS TECH FIRST DOWNS						
Opponent	1Q	2Q	3Q	4Q	OT	Total
UAPB	10	12	6	5	-	33
Kent State	8	6	4	9	-	27
Oregon State	8	8	9	5	-	30
at Utah	7	5	3	10	-	25
at Houston	7	9	4	7	-	27
Kansas	7	5	5	5	-	22
at Arizona State	-	-	-	-	-	-
Oklahoma State	-	-	-	-	-	-
at Kansas State	-	-	-	-	-	-
BYU	-	-	-	-	-	-
UCF	-	-	-	-	-	-
at West Virginia	-	-	-	-	-	-

YARDAGE by QUARTER					
TEXAS TECH PLAYS/YARDAGE GAINED BY QTR					
Opponent	1Q	2Q	3Q	4Q	OT
UAPB	22/169	22/223	9/148	8/68	-
Kent State	21/169	23/157	15/124	21/151	-
Oregon State	19/222	23/132	21/180	18/65	-
at Utah	14/79	19/104	18/77	21/224	-
at Houston	26/197	25/147	18/84	21/124	-
Kansas	16/176	25/96	17/104	10/129	-
at Arizona St.	-	-	-	-	-
Okla. St.	-	-	-	-	-
at Kansas St.	-	-	-	-	-
BYU	-	-	-	-	-
UCF	-	-	-	-	-
at W Virginia	-	-	-	-	-

CUMULATIVE YARDS by QTR.					
TEXAS TECH PLAYS/CUMULATIVE YARDAGE GAINED BY QTR					
Opponent	1Q	2Q	3Q	4Q	OT
UAPB	22/169	44/392	53/540	61/608	-
Kent State	21/169	44/326	59/450	80/601	-
Oregon State	19/222	42/354	63/534	81/599	-
at Utah	14/79	33/183	51/260	72/484	-
at Houston	26/197	51/344	69/428	90/552	-
Kansas	16/176	41/272	58/376	68/505	-
at Arizona St.	-	-	-	-	-
Okla. St.	-	-	-	-	-
at Kansas St.	-	-	-	-	-
BYU	-	-	-	-	-
UCF	-	-	-	-	-
at W Virginia	-	-	-	-	-

OPPONENT FIRST DOWNS						
TEXAS TECH FIRST DOWNS						
Opponent	1Q	2Q	3Q	4Q	OT	Total
UAPB	3	2	3	5	-	11
Kent State	0	2	4	4	-	10
Oregon State	3	6	3	5	-	17
at Utah	3	6	1	6	-	16
at Houston	2	6	3	1	-	12
Kansas	4	9	2	7	-	22
at Arizona State	-	-	-	-	-	-
Oklahoma State	-	-	-	-	-	-
at Kansas State	-	-	-	-	-	-
BYU	-	-	-	-	-	-
UCF	-	-	-	-	-	-
at West Virginia	-	-	-	-	-	-

OPPONENT YARDAGE by QTR.					
TEXAS TECH PLAYS/YARDAGE GAINED BY QTR					
Opponent	1Q	2Q	3Q	4Q	OT
UAPB	19/31	16/21	10/68	14/55	-
Kent State	13/-9	17/60	17/103	12/74	-
Oregon State	18/43	25/58	11/63	14/125	-
at Utah	18/74	21/71	11/26	19/92	-
at Houston	13/67	16/106	14/48	12/46	-
Kansas	17/36	22/168	13/52	25/63	-
at Arizona St.	-	-	-	-	-
Okla. St.	-	-	-	-	-
at Kansas St.	-	-	-	-	-
BYU	-	-	-	-	-
UCF	-	-	-	-	-
at W Virginia	-	-	-	-	-

OPP. CUMULATIVE YARDS by QTR.					
TEXAS TECH PLAYS/CUMULATIVE YARDAGE GAINED BY QTR					
Opponent	1Q	2Q	3Q	4Q	OT
UAPB	19/31	35/52	45/120	59/175	-
Kent State	13/-9	30/51	47/154	59/228	--
Oregon State	18/43	43/101	54/164	68/289	-
at Utah	18/74	39/145	50/171	69/263	-
at Houston	13/67	29/173	43/221	55/267	-
Kansas	17/36	39/204	52/256	77/319	-
at Arizona St.	-	-	-	-	-
Okla. St.	-	-	-	-	-
at Kansas St.	-	-	-	-	-
BYU	-	-	-	-	-
UCF	-	-	-	-	-
at W Virginia	-	-	-	-	-

SCORING DRIVE BREAKDOWN

TEXAS TECH SCORING DRIVES

VS. ARKANSAS-PINE BLUFF					
QTR	Clock	Player(s)	Play	Pls-Yds	Time
1st	11:44	TD	Virgil/Morton	9 pass	4-39 1:07
1st	10:12	TD	Carter/Morton	21 pass	1-21 0:07
1st	4:47	FG	Bellenfant	29 FG	8-61 3:07
1st	2:15	TD	Carter/Morton	9 pass	6-28 2:14
2nd	13:58	TD	Eakin/Morton	41 pass	5-70 1:08
2nd	8:56	TD	Williams	5 run	8-80 3:06
2nd	4:49	FG	Harrington	31 FG	7-43 2:12
2nd	1:21	TD	Dickey	2 run	4-51 0:54
3rd	6:28	TD	Hammond	64 run	5-80 1:23
3rd	3:00	TD	Stone/Hammond	9 pass	5-68 1:47
4th	3:20	TD	Jones/Griffis	13 pass	7-85 2:41
VS. KENT STATE					
QTR	Clock	Player(s)	Play	Pls-Yds	Time
1st	11:43	TD	Virgil/Morton	35 pass	8-78 3:07
1st	9:57	TD	Dickey	2 run	3-13 1:00
1st	6:31	TD	Eakin/Morton	42 pass	4-76 0:58
2nd	14:19	FG	Bellanfamt	23 FG	8-32 1:42
2nd	10:24	TD	Dickey	1 run	7-46 2:51
2nd	8:35	TD	Gill-Howard	55 INT	-- 1:47
2nd	1:48	FG	Harrington	47 FG	9-16 3:10
2nd	0:12	TD	Virgil/Morton	3 pass	4-60 0:31
3rd	5:06	TD	Jones/Hammon	38 pass	4-57 1:16
4th	6:49	TD	Hammond	13 run	8-75 3:31
VS. OREGON STATE					
QTR	Clock	Player(s)	Play	Pls-Yds	Time
1st	12:00	TD	Eakin/Morton	38 pass	5-50 1:12
1st	6:27	TD	Douglas/Morton	65 pass	5-79 2:00
2nd	10:01	TD	Williams/Morton	30 pass	10-49 2:42
2nd	6:35	TD	Williams	3 run	7-70 2:30
3rd	11:26	TD	Carter/Morton	23 pass	10-84 3:27
3rd	1:07	FG	Bellenfant	21 FG	12-94 5:32
4th	10:43	TD	Dickey	4 run	9-55 4:11
VS. UTAH					
QTR	Clock	Player(s)	Play	Pls-Yds	Time
1st	10:13	TD	Dickey	1 run	7-85 3:01
2nd	0:48	FG	Harrington	58 FG	7-13 1:23
4th	12:33	FG	Harrington	25 FG	12-79 4:30
4th	8:29	TD	Carter/Hammond	24 pass	4-75 1:53
4th	3:41	TD	Dickey	24 run	7-68 3:47
4th	1:53	TD	Virgil/Hammond	21 pass	3-28 0:40
VS. HOUSTON					
QTR	Clock	Player(s)	Play	Pls-Yds	Time
1st	10:31	FG	Harrington	26 FG	13-68 4:25
1st	9:38	FG	Bellenfant	33 FG	4-1 0:47
1st	4:34	FG	Harrington	23 FG	9-43 3:23
1st	0:56	TD	Dickey/Hammond	69 pass	3-75 1:20
2nd	11:11	TD	Williams	5 run	5-25 1:50
2nd	1:53	FG	Harrington	26 FG	10-47 4:12
3rd	7:44	FG	Bellenfant	29 FG	13-73 5:42
4th	11:34	TD	Williams	1 run	7-38 3:22
VS. KANSAS					
QTR	Clock	Player(s)	Play	Pls-Yds	Time
1st	10:38	TD	Dickey	71 run	1-71 0:11
1st	8:39	TD	Carter/Morton	21 pass	5-36 1:51
1st	3:38	FG	Bellanfamt	25 FG	11-69 3:31
2nd	11:03	FG	Harrington	40 FG	11-58 3:27
3rd	7:28	TD	Hammond	20 run	5-63 2:03
4th	14:12	TD	Dickey	55 run	6-80 2:00
4th	3:31	TD	Hammond	10 run	2-30 0:55

OPPONENT SCORING DRIVES

VS. ARKANSAS-PINE BLUFF					
QTR	Clock	Player(s)	Play	Pls-Yds	Time
4th	3:20	TD	Stewart/Peters	7 pass	7-85 2:41
VS. KENT STATE					
QTR	Clock	Player(s)	Play	Pls-Yds	Time
4th	12:11	TD	DeShields	10 run	7-83 3:43
4th	10:20	TD	Wolford/DeShields	16 pass	3-31 1:27
VS. OREGON STATE					
QTR	Clock	Player(s)	Play	Pls-Yds	Time
4th	5:05	TD	Caufield/Murphy	6 pass	5-72 3:03
4th	1:53	TD	Boschma/Murphy	26 pass	5-40 1:23
VS. UTAH					
QTR	Clock	Player(s)	Play	Pls-Yds	Time
2nd	0:00	FG	Curtis	32 FG	7-61 0:48
4th	10:22	TD	Parker	5 run	7-75 2:11 VS.
VS. HOUSTON					
QTR	Clock	Player(s)	Play	Pls-Yds	Time
1st	2:16	FG	Sanchez	24 FG	8-69 2:14
2nd	1:27	TD	Thoms/Chriss	64 pass	2-75 0:26 VS.
VS. KANSAS					
QTR	Clock	Player(s)	Play	Pls-Yds	Time
2nd	6:40	TD	Williams/Daniels	10 pass	8-75 4:23
2nd	1:17	TD	Groen/Daniels	24 pass	6-49 1:04
2nd	0:00	FG	Marjan	55 FG	5-29 0:28

DRIVE ANALYSIS

YARDAGE	TEXAS TECH		OPPONENTS	
	TD	FG	TD	FG
Negative	-	-	-	-
0-9	-	1	-	-
10-19	1	2	-	-
20-29	4	-	-	1
30-39	4	1	1	-
40-49	2	3	2	-
50-59	4	1	-	-
60-69	4	3	-	2
70-79	9	2	4	-
80-89	6	-	2	-
90-99	-	1	-	-
TOTALS	34	14	9	3

GAME-OPENING DRIVES

OPPONENT	TEXAS TECH		OPPONENTS	
	PTS	PLAYS-YDS	PTS	PLAYS-YDS
UAPB	7	4-39	0	5-5
Kent State	7	8-78	0	4--13
Oregon State	7	5-50	0	3--4
at Utah	7	7-85	0	3-7
at Houston	3	13-68	0	1--9
Kansas	7	1-71	0	7-5
at Arizona State	--	--	--	--
Oklahoma State	--	--	--	--
at Kansas State	--	--	--	--
BYU	--	--	--	--
UCF	--	--	--	--
at West Virginia	--	--	--	--

2ND HALF-OPENING DRIVES

OPPONENT	TEXAS TECH		OPPONENTS	
	PTS	PLAYS-YDS	PTS	PLAYS-YDS
UAPB	7	5-80	0	3-8
Kent State	0	6-54	0	5-28
Oregon State	7	10-84	0	8-64
at Utah	0	3--13	0	3-2
at Houston	3	13-73	0	4-20
Kansas	0	6-21	0	4-19
at Arizona State	--	--	--	--
Oklahoma State	--	--	--	--
at Kansas State	--	--	--	--
BYU	--	--	--	--
UCF	--	--	--	--
at West Virginia	--	--	--	--

3-AND-OUTS

OPPONENT	TEXAS TECH	OPPONENTS
	3-&-Outs/Drives	3-&-Outs/Drives
Ark-Pine Bluff	0/12	4/12
Kent State	1/14	7/15
Oregon State	2/13	4/13
at Utah	3/14	5/15
at Houston	2/14	3/13
Kansas	2/13	3/14
at Arizona State	-/-	-/-
Oklahoma State	-/-	-/-
at Kansas State	-/-	-/-
BYU	-/-	-/-
UCF	-/-	-/-
at West Virginia	-/-	-/-
TOTALS	10/80	26/82

THE LAST TIME...

TEXAS TECH ...

Defeated a Top 25 opponent at home
vs. #22 Texas (2022)
Defeated a Top 10 opponent on the road
at #10 Iowa State (2024)
Defeated a Top 25 opponent on the road
at #16 Utah (2025)
Won a game scoring 14 points or less
at Iowa State, 14-10 (2022)
Scored 70+ points
77, vs. Lamar (2018)
Scored 60+ points
62, vs. Kent State (2025)
Scored 60+ points in consecutive games
67, vs. UAPB (8/30), 62 vs. Kent State (9/6/2025)
Won by 50+ points
60 pt. win, defeated Arkansas-Pine Bluff, 67-7 (2025)
Shutout Opponent
vs. Lamar, 77-0 (2018)
Shutout Opponent in first half / Shutout Big 12 Opp. in 1H
vs. Oregon State (2025) / at #16 Kansas (2023)
Shutout Opponent in second half
vs. Kansas (2025)
Was Shutout by an Opponent
vs. Oklahoma State (2021)
Was Shutout by an Opponent in first half
vs. Oklahoma State (2021)
Was Shutout by an Opponent in second half
at #7 Texas (2023)
Ran 100 or plays
103, vs. West Virginia (2022)
Rushed for over 300 yards
372 vs. Kansas (2025) - <i>most since 453 in 1997</i>
Rushed for over 400 yards
453, vs. Louisiana-Lafayette (1997)
Passed for over 700 yards
734, vs. #16 Oklahoma (2016)
Passed for over 600 yards
605, vs. Houston (2018)
Passed for 7+ TDs
8, vs. Kansas (2016)
Passed for 6 TDs
6, vs. Arkansas-Pine Bluff (2025)
Passed for 5+ TDs
6, vs. Arkansas-Pine Bluff (2025)
Had over 700 yards in total offense
704, vs. Houston (2018)
Had over 600 yards in total offense
601, vs. Kent State (2025)
Had over 400 yards in the first half
415, vs. North Texas (2024)
Recorded a safety
vs. Arkansas (2024) - Issac Smith sack (loss of 2 yds)
Scored 2-point conversion
vs. Kansas (2025) - TE JohnCarlos Miller II rush
Forced at least 6 turnovers
7, vs. Nebraska (2004)
Forced at least 5 turnovers
5, vs. Ole Miss (2022)
Forced at least 4 turnovers
4, at Utah (2025)
Forced 0 turnovers
0, vs. Colorado (2024)
Returned two Interceptions for touchdowns
vs. Oklahoma State (2000)

Intercepted at least 4 passes
4, vs. Houston (2021)
Had zero TFLs in a game
0, vs. Baylor (2024)
Had 10 or more TFLs in a game
13, vs. Kansas (2025)
Had zero Punts in a game
0, vs. Arkansas-Pine Bluff (2025)
Blocked two punts in a game
vs. Kent State (2025)

A TEXAS TECH INDIVIDUAL ...

Rushed for over 200 yards
Cameron Dickey, 263 yards, vs. Kansas (2025)
Had a run of 70+ yards
Cameron Dickey, 71 yds, vs. Kansas (2025)
Had a run of 80+ yards
Justin Stockton, 84 yds, at Houston (2017)
Rushed for 5+ TDs
James Gray, 5, vs. Rice (1989)
Rushed for 4+ TDs
Ta'Zhawn Henry, 4, vs. Houston (2018)
Two players rushed for 100 yards
Cam'Ron Valdez (111 yards), Tahj Brooks (102 yards), vs. Houston (2023)
A quarterback rushed for 100 yards
Tyler Shough, 101 yards, vs. #13 Oregon (2023)
Three quarterbacks had at least 1 passing Touchdown
Morton, Hammond, Griffis vs. Ark.-Pine Bluff (2025)
Three 100-yard receivers
Eakin (123), Williams (116), Carter (102) vs. Oregon State (2025)
Six players caught a TD
Giles (2), Coutee (2), Batson (1), Lauderdale (1), Willies (1), Cantrell (1), vs. Kansas (2016)
Passed for 400-499 yards
Behren Morton, 401, at Oklahoma State (2024)
Passed for 500-699 yards
Alan Bowman, 605, vs. Houston (2018)
Passed for 700+ yards
Patrick Mahomes II, 734, vs. #16 Oklahoma (2016)
Passed for 5 TDs
Behren Morton, 5, vs. Abilene Christian (2024)
Passed for 6 TDs
Nic Shimonek, 6, vs. Arizona State (2017)
Passed for 7 TDs
Seth Doege, 7, at #21 TCU (2012)
Passed for 8 TDs
B.J. Symons, 8, vs. Texas A&M (2003)
Wide receiver threw a TD pass
Coy Eakin, 20 yds to JohnCarlos Miller II at Washington State (2024)
Tight End threw a TD pass
Jalin Conyers, 20 yds to Caleb Douglas vs. Baylor (2024)
Had 60-69 pass attempts
Behren Morton, 62, at #7 Oklahoma State (2022)
Had 70+ pass attempts
Patrick Mahomes II, 88, vs. #16 Oklahoma (2016)
Had 50+ pass completions
Patrick Mahomes II, 52, vs. #16 Oklahoma (2016)
Had 10+ receptions
Coy Eakin, 10, at Houston (2025)
Had 15+ receptions
Jace Amaro, 15, vs. #12 Oklahoma State (2013)
Had a reception of 70+ yards
J'Koby Williams, 73 yards, at Utah (2025)
Had a reception of 80+ yards
Dalton Rigdon, 81 yards, at West Virginia (2019)
Had a reception of 90+ yards
Jakeem Grant, 90 yards, vs. #12 Oklahoma State (2015)
Had over 200 yards receiving
Antoine Wesley, 261, vs. Houston (2018)

Had 4 TD receptions
Derek Dorris, 4, at Kansas (2000)
Had 3 TD receptions
Caleb Douglas, 3, vs. Baylor (2024)
Tight end caught 2 TDs
Jalin Conyers, vs. Colorado (11/9/2024)
Had a 100-yard rusher & 100-yard receiver
at Houston (2025)
J'Koby Williams (109 RUSH), Caleb Douglas (114 REC)
Had a 300-yd passer, 100-yd rusher & 100-yd receiver
at Houston (2025); Behren Morton (345 PASS), J'Koby Williams (109 RUSH), Caleb Douglas (114 REC)

A TEXAS TECH INDIVIDUAL ...

Recorded a 20+ tackle game
Lawrence Flugence, 23, at #12 Ohio State (2002)
Recorded a 15+ tackle game
Jacob Rodriguez, 17, vs. Colorado (2024)
Recorded 5.0 TFLs
Dorian Pitts, 5, vs. Oklahoma State (2000)
Recorded 4.0 Sacks
Jordyn Brooks, 4.0, vs. #21 Oklahoma State (2019)
Recorded 5 pass breakups
Rayshad Williams, 5, at #7 Oklahoma State (2022)
Forced 2 fumbles, game
Steve Linton, 2, at Baylor (2023)
Returned a fumble for a touchdown
at Oklahoma State (2024), Jacob Rodriguez, 0 yards
Intercepted 3 passes, game
Darcel McBath, 3, at #19 Kansas (2008)
Intercepted 2 passes, game
Brice Pollock, 2, vs. Oregon State (2025)
Intercepted passes in back-to-back games
Brice Pollock, vs. OSU (1), at Utah (1) (2025)
Intercepted pass by a Defensive Linemen
Skyler Gill-Howard, vs. Kent State (2025)
Returned an Interception for a touchdown
Skyler Gill-Howard, vs. Kent State (2025), 55 yds
Made 4 field goals
Jonathan Garibay, 4-for-4, vs. Baylor (2020)
Made 50+ FG
Stone Harrington, 58 yds, at Utah (2025)
Made 55+ FG
Harrington, 58 yds (2nd longest/program history) , at Utah (2025)
Made 60+ FG
Jonathan Garibay, 62 yds (record) vs. Iowa State (2021)
Kicked 80+ punt
Austin McNamara, 87 yards, vs. West Virginia (2020)
Kicked 70-79 punt
Austin McNamara, 70 yards, vs. Oklahoma State (2021)
Returned a kick off for a TD
Drae McCray, 100 yds, vs. Houston (2023)
Returned punt for TD
Eric Morris (86 yds), at Nevada (2008)
Scored Defensive 2-point conversion
Ben Kirkpatrick, 84 yds, vs. #15 Oklahoma (1992)
Blocked a PAT
Trevon McAlpine, at Oklahoma State (2024)
Blocked a FG in a game
Myles Cole, at Iowa State (2022)
Blocked FG return for TD
Eli Howard (block)/Zech McPhearson (return), 90 yds, at #24 Iowa State (2020)
Faked a FG for a TD
Holder Jack Burgess pitch to kicker Reese Burkhardt, 4-yd rush, at TCU (2024)
Blocked a punt
Mikal Harrison-Pilot vs. Arkansas-Pine Bluff (2025)
Returned/Recovered a blocked punt for TD
Loic Fouonji (7 yards) vs. Houston (2023)
Recovered a successful onsides kick
Coy Eakin (kicked by Reese Burkhardt) at Washington State (2024)



NATIONAL RANKINGS

ASSOCIATED PRESS (Week 8, Oct. 12)

Team	Record	Points
1. Ohio State (50)	6-0	1631
2. Miami (13)	5-0	1582
3. Indiana (3)	6-0	1531
4. Texas A&M	6-0	1433
5. Ole Miss	6-0	1331
6. Alabama	5-1	1315
7. Texas Tech	6-0	1266
8. Oregon	5-1	1175
9. Georgia	5-1	1148
10. LSU	5-1	1012
11. Tennessee	5-1	939
12. Georgia Tech	6-0	904
13. Notre Dame	4-2	793
14. Oklahoma	5-1	786
15. BYU	6-0	655
16. Missouri	5-1	649
17. Vanderbilt	5-1	547
18. Virginia	5-1	521
19. South Florida	5-1	398
20. USC	5-1	361
21. Texas	4-2	319
22. Memphis	6-0	285
23. Utah	5-1	261
24. Cincinnati	5-1	184
25. Nebraska	5-1	149

RECEIVING VOTES: Illinois 113, Michigan 73, Washington 36, UNLV 30, Navy 11, Mississippi St. 8, Tulane 2, San Diego St. 2.

USA TODAY AFCA COACHES POLL (Week 8, Oct. 12)

Team	Record	Points
1. Ohio State (63)	6-0	1646
2. Miami (2)	5-0	1566
3. Indiana (1)	6-0	1492
4. Texas A&M	6-0	1417
5. Ole Miss	6-0	1389
6. Alabama	5-1	1280
7. Georgia	5-1	1198
8. Texas Tech	6-0	1183
9. Oregon	5-1	1154
10. LSU	5-1	1062
11. Tennessee	5-1	962
12. Georgia Tech	6-0	951
13. Oklahoma	5-1	781
14. BYU	6-0	720
15. Notre Dame	4-2	661
16. Missouri	5-1	585
17. Texas	4-2	519
18. Vanderbilt	5-1	498
19. Virginia	5-1	415
20. Memphis	6-0	337
21. USC	5-1	310
22. Utah	5-1	298
23. South Florida	5-1	234
24. Cincinnati	5-1	169
25. Illinois	5-2	151

RECEIVING VOTES: Michigan 119, Nebraska 90, Washington 85, UNLV 43, Navy 43, Louisville 18, Tulane 17, Arizona State 17, Duke 11, Iowa 9, Iowa State 7, Clemson 6, Houston 4, TCU 1, San Diego State 1, Pittsburgh 1.

TEXAS TECH IN THE RANKINGS | WEEK-BY-WEEK

Week	AP	Coaches	CFP
Preseason	23	24	--
Week 2	24	23	--
Week 3	21	20	--
Week 4	17	16	--
Week 5	12	14	--
Week 6	11	14	--
Week 7	9	10	--
Week 8	7	8	--
Week 9			
Week 10			
Week 11			
Week 12			
Week 13			
Week 14			
Week 15			
Week 16			

AP POLL, THE LAST TIME TEXAS TECH WAS...

Ranked in AP Poll Top 25	Oct. 12, 2025 (No. 7)
Ranked in the AP Poll Top 10	Oct. 12, 2025 (No. 7)

COACHES POLL, THE LAST TIME TEXAS TECH WAS...

Ranked in Coaches' Poll Top 25	Oct. 12, 2025 (No. 8)
Ranked in Coaches' Poll Top 10	Oct. 12, 2025 (No. 8)

MISCELLANEOUS RECORDS:

Highest Ranking (AP):	No. 2 (Nov. 2-16, 2008)
Highest Ranking (Coaches):	No. 2 (Nov. 9-16, 2008)
Highest Final Ranking (AP):	No. 11 (1938, 1973)
Highest Final Ranking (Coaches):	No. 11 (1973)
Consecutive Weeks Ranked (AP):	20 (2004-06)

COLLEGE FOOTBALL PLAYOFF RANKINGS

The selection committee will announce its first of six rankings on November 4. The committee members will convene in person on Mondays and Tuesdays, revealing their rankings each week on ESPN. The final selection committee rankings of the 2025 season will be released on Selection Day, Sunday, December 7. At that time, the committee will also announce the 12-team Playoff bracket pairings and game sites.

DATE	TIME
Tuesday, November 4	8-8:45 p.m. ET
Tuesday, November 11	7-8 p.m. ET
Tuesday, November 18	8:30-9 p.m. ET
Tuesday, November 25	7-8 p.m. ET
Tuesday, December 2	7-7:30 p.m. ET
Sunday, December 7	Noon - 3 p.m. ET

2025-26 CFP SCHEDULE	DATES
First Round (<i>campus sites</i>)	Dec. 19/20
Quarterfinals (<i>Cotton, Orange, Rose, Sugar</i>)	Dec. 31/Jan. 1
Semifinals (<i>Fiesta, Peach</i>)	Jan. 8/9
National Championship (<i>Miami, Fla.</i>)	Jan. 19

BIG 12 CONFERENCE 2024-27 SCHEDULING MATRIX

2024

Date	Opponent	Location
A31	Abilene Christian	Lubbock, TX
S7	at Washington State	Pullman, WA
S14	North Texas	Lubbock, TX
S21	Arizona State*	Lubbock, TX
S28	Cincinnati*	Lubbock, TX
O5	at Arizona*	Tuscon, AZ
O19	Baylor*	Lubbock, TX
O26	at TCU*	Fort Worth, TX
N2	at Iowa State*	Ames, IA
N9	Colorado*	Lubbock, TX
N23	at Oklahoma State*	Stillwater, OK
N30	West Virginia*	Lubbock, TX

* - Big 12 game

2025

Date	Opponent	Location
A30	Arkansas at Pine Bluff	Lubbock, TX
S6	Kent State	Lubbock, TX
S13	Oregon State	Lubbock, TX
S20	at Utah*	Salt Lake City, UT
O4	at Houston*	Houston, TX
O11	Kansas*	Lubbock, TX
O18	at Arizona State*	Tempe, AZ
O25	Oklahoma State*	Lubbock, TX
N1	at Kansas State*	Manhattan, KS
N8	BYU*	Lubbock, TX
N15	UCF*	Lubbock, TX
N29	at West Virginia*	Morgantown, WV

* - Big 12 game

2026

Date	Opponent	Location
S5	Abilene Christian	Lubbock, TX
S12	at Oregon State	Corvallis, OR
S26	Sam Houston	Lubbock, TX
	Arizona*	Lubbock, TX
	Arizona State*	Lubbock, TX
	Houston*	Lubbock, TX
	TCU*	Lubbock, TX
	West Virginia*	Lubbock, TX
	at Baylor*	Waco, TX
	at Cincinnati*	Cincinnati, OH
	at Colorado*	Boulder, CO
	at Oklahoma State*	Stillwater, TX

All future conference dates (2026-27) are TBD

2027

Date	Opponent	Location
S4	Arkansas at Pine Bluff	Lubbock, TX
S11	at North Texas	Denton, TX
S18	N.C. State	Lubbock, TX
	Baylor*	Lubbock, TX
	Iowa State*	Lubbock, TX
	Kansas State*	Lubbock, TX
	Utah*	Lubbock, TX
	at BYU*	Provo, UT
	at Houston*	Houston, TX
	at Kansas*	Lawrence, KS
	at TCU*	Fort Worth, TX
	at UCF*	Orlando, FL

All future conference dates (2026-27) are TBD



BIG 12 CONFERENCE STANDINGS

	CONF	PCT.	OVERALL	STK
#7/8 Texas Tech	3-0	1.000	6-0	W6
#15/14 BYU	3-0	1.000	6-0	W6
#24/24 Cincinnati	3-0	1.000	5-1	W5
NR/RV Houston	2-1	.667	5-1	W1
#23/22 Utah	2-1	.667	5-1	W2
NR/RV Arizona State	2-1	.667	4-2	L1
Baylor	2-1	.667	4-2	W2
NR/RV Iowa State	2-2	.500	5-2	L2
Kansas	2-2	.500	4-3	L1
Kansas State	2-2	.500	3-4	W1
Arizona	1-2	.333	4-2	L1
NR/RV TCU	1-2	.333	4-2	L1
Colorado	1-3	.250	3-4	W1
UCF	0-3	.000	3-3	L3
West Virginia	0-3	.000	2-4	L3
Oklahoma State	0-3	.000	1-5	L5

BIG 12 UPCOMING SCHEDULE

SATURDAY, OCTOBER 18

Arizona at Houston (FS1)	11 a.m.
Baylor at TCU (ESPN2)	11 a.m.
West Virginia at UCF (TruTV/Max)	12 p.m.
Texas Tech at Arizona State (FOX)	3 p.m.
Utah at BYU (FOX)	7 p.m.
Cincinnati at Oklahoma State (ESPN2)	7 p.m.

SATURDAY, OCTOBER 25

Kansas State at Kansas (TNT/Max)	11 a.m.
BYU at Iowa State (FOX)	2:30 p.m.
Oklahoma State at Texas Tech (ESPN2 or ESPNU)	3 p.m.
Baylor at Cincinnati (ESPN2 or ESPNU)	3 p.m.
TCU at West Virginia (ESPN+)	5 p.m.
Houston at Arizona State (ESPN2 or ESPNU)	7 p.m.
Colorado at Utah (ESPN)	9:15 p.m.

SATURDAY, NOVEMBER 1

Arizona State at Iowa State	TBA
West Virginia at Houston	TBA
Oklahoma State at Kansas	TBA
Texas Tech at Kansas State	TBA
UCF at Baylor	TBA
Cincinnati at Utah	TBA
Arizona at Colorado	TBA

FRIDAY, NOVEMBER 7

Houston at UCF (FS1)	7 p.m.
----------------------	--------

SATURDAY, NOVEMBER 8

Colorado at West Virginia	TBA
BYU at Texas Tech	TBA
Iowa State at TCU	TBA
Kansas at Arizona	TBA

SATURDAY, NOVEMBER 15

TCU at BYU	TBA
Arizona at Cincinnati	TBA
Utah at Baylor	TBA
Kansas State at Oklahoma State	TBA
UCF at Texas Tech	TBA
West Virginia at Arizona State	TBA

2025 OPPONENT SCHEDULES/RESULTS



Arkansas at Pine Bluff
3-3, 1-1 SWAC
Aug. 30 • 6:30 p.m. (ESPN+)
Lubbock, Texas

Date	Opponent	Time/Result
Aug. 30	at Texas Tech	L, 67-7
Sept. 6	at Central Arkansas	L, 41-17
Sept. 13	Lincoln (CA)	W, 34-8
--	OPEN DATE	--
Sept. 27	vs. Alcorn State	W, 24-20
Oct. 4	at Texas Southern	L, 51-7
Oct. 11	Westgate Christian	W, 79-10
Oct. 18	Grambling State	2 p.m.
Oct. 25	at Bethune-Cookman	2 p.m.
Nov. 1	Southern	2 p.m.
Nov. 8	Florida A&M	2 p.m.
Nov. 15	at Prairie View A&M	2 p.m.
Nov. 22	at Alabama State	TBA



UTAH UTES
5-1, 2-1 Big 12
Sept. 20 • 11 a.m. (FOX)
Salt Lake City, UT

Date	Opponent	Time/Result
Aug. 30	at UCLA	W, 43-10
Sept. 6	Cal Poly	W, 63-9
Sept. 13	at Wyoming	W, 31-6
Sept. 20	Texas Tech	L, 34-10
Sept. 27	at West Virginia	W, 48-14
--	OPEN DATE	--
Oct. 11	Arizona State	W, 42-10
Oct. 18	at BYU	7 p.m.
Oct. 25	Colorado	9:15 p.m.
Nov. 1	Cincinnati	TBA
--	OPEN DATE	--
Nov. 15	at Baylor	TBA
Nov. 22	Kansas State	TBA
Nov. 28	at Kansas	11 a.m.



ARIZONA ST SUN DEVILS
4-2, 2-1 Big 12
Oct. 18 • 3 p.m. (FOX)
Tempe, Ariz.

Date	Opponent	Time/Result
Aug. 30	Northern Arizona	W, 38-19
Sept. 6	at Mississippi State	L, 24-20
Sept. 13	Texas State	W, 34-15
Sept. 20	at Baylor	W, 27-24
Sept. 26	TCU	W, 27-24
--	OPEN DATE	--
Oct. 11	at Utah	L, 42-10
Oct. 18	Texas Tech	3 p.m.
Oct. 25	Houston	7 p.m.
Nov. 1	at Iowa State	TBA
--	OPEN DATE	--
Nov. 15	West Virginia	TBA
Nov. 22	at Colorado	TBA
Nov. 28	Arizona	TBA



BYU COUGARS
6-0, 3-0 Big 12
Nov. 8 • TBD
Lubbock, Texas

Date	Opponent	Time/Result
Aug. 30	Portland State	W, 69-0
Sept. 6	Stanford	W, 27-3
Sept. 20	at East Carolina	W, 34-13
Sept. 27	at Colorado	W, 24-21
Oct. 3	West Virginia	W, 38-24
--	OPEN DATE	--
Oct. 11	at Arizona	W, 33-27/2 OT
Oct. 18	Utah	7 p.m.
Oct. 25	at Iowa State	2:30 p.m.
--	OPEN DATE	--
Nov. 8	at Texas Tech	TBA
Nov. 15	TCU	TBA
Nov. 22	at Cincinnati	TBA
Nov. 29	UCF	TBA



KENT STATE
2-4, 1-1 MAC
Sept. 6 • 11 a.m. (TNT/Max)
Lubbock, Texas

Date	Opponent	Time/Result
Aug. 30	Merrimack College	W, 21-17
Sept. 6	at Texas Tech	L, 62-14
Sept. 13	Buffalo	L, 31-28
Sept. 20	at Florida State	L, 66-10
--	OPEN DATE	--
Oct. 4	at Oklahoma	L, 44-0
Oct. 11	Massachusetts	W, 42-6
Oct. 18	at Toledo	2 p.m.
Oct. 25	Bowling Green	12 p.m.
--	OPEN DATE	--
Nov. 5	at Ball State	TBA
Nov. 11	at Akron	7:30 p.m.
Nov. 29	Central Michigan	7 p.m.
Nov. 28	at Northern Illinois	TBA



HOUSTON COUGARS
5-1, 2-1 Big 12
Oct. 4 • 6 p.m. (ESPN)
Houston, Texas

Date	Opponent	Time/Result
Aug. 28	Stephen F. Austin	W, 27-0
Sept. 6	at Rice	W, 35-9
Sept. 12	Colorado	W, 36-20
--	OPEN DATE	--
Sept. 26	at Oregon State	W, 27-24 ^{OT}
Oct. 4	Texas Tech	L, 35-11
Oct. 11	at Oklahoma State	W, 39-17
Oct. 18	Arizona	11 a.m.
Oct. 25	at Arizona State	7 p.m.
Nov. 1	West Virginia	TBA
Nov. 7	at UCF	TBA
--	OPEN DATE	--
Nov. 22	TCU	TBA
Nov. 29	at Baylor	TBA



OKLAHOMA ST COWBOYS
1-5, 0-3 Big 12
Oct. 25 • 3 p.m. (TBD)
Lubbock, Texas

Date	Opponent	Time/Result
Aug. 28	UT Martin	W, 27-7
Sept. 6	at Oregon	L, 69-3
--	OPEN DATE	--
Sept. 19	Tulsa	L, 19-12
Sept. 27	Baylor	L, 45-27
Oct. 4	at Arizona	L, 41-13
Oct. 11	Houston	L, 39-17
Oct. 18	Cincinnati	7 p.m.
Oct. 25	at Texas Tech	3 p.m.
Nov. 1	at Kansas	TBA
--	OPEN DATE	--
Nov. 15	Kansas State	TBA
Nov. 22	at UCF	TBA
Nov. 29	Iowa State	TBA



UCF KNIGHTS
3-3, 0-3 Big 12
Nov. 15 • TBD
Lubbock, Texas

Date	Opponent	Time/Result
Aug. 28	Jacksonville State	W, 17-10
Sept. 6	North Carolina A&T	W, 68-7
--	OPEN DATE	--
Sept. 20	North Carolina	W, 34-9
Sept. 27	at Kansas State	L, 34-20
Oct. 4	Kansas	L, 27-20
Oct. 11	Cincinnati	L, 20-11
Oct. 18	West Virginia	12 p.m.
--	OPEN DATE	--
Nov. 1	at Baylor	TBA
Nov. 7	Houston	TBA
Nov. 15	at Texas Tech	TBA
Nov. 22	Oklahoma State	TBA
Nov. 29	at BYU	TBA



OREGON STATE
0-7, 0-0 PAC 12
Sept. 13 • 2:30 p.m. (FOX)
Lubbock, Texas

Date	Opponent	Time/Result
Aug. 30	Cal	L, 34-15
Sept. 6	Fresno State	L, 36-27
Sept. 13	at Texas Tech	L, 45-14
Sept. 20	at Oregon	L, 41-7
Sept. 26	Houston	L, 27-24 OT
Oct. 4	at App State	L, 27-23
Oct. 11	Wake Forest	L, 39-14
Oct. 18	Lafayette	9 p.m.
--	OPEN DATE	--
Nov. 1	Washington State	6:30 p.m.
Nov. 8	Sam Houston	9 p.m.
Nov. 15	at Tulsa	TBA
--	OPEN DATE	--
Nov. 29	at Washington State	5:30 p.m.



KANSAS JAYHAWKS
4-3, 2-2 Big 12
Oct. 11 • 6:30 p.m. (FOX)
Lubbock, Texas

Date	Opponent	Time/Result
Aug. 23	Fresno State	W, 31-7
Aug. 29	Wagner	W, 46-7
Sept. 6	at Missouri	L, 42-31
--	OPEN DATE	--
Sept. 20	West Virginia	W, 41-10
Sept. 27	Cincinnati	L, 37-34
Oct. 4	at UCF	L, 42-17
Oct. 11	at Texas Tech	6:30 p.m.
Oct. 25	Kansas State	11 a.m.
Nov. 1	Oklahoma State	TBA
Nov. 8	at Arizona	TBA
--	OPEN DATE	--
Nov. 22	at Iowa State	TBA
Nov. 28	Utah	11 a.m.



KANSAS STATE WILDCATS
3-4, 2-2 Big 12
Nov. 1 • TBD
Manhattan, Kan.

Date	Opponent	Time/Result
Aug. 23	vs. Iowa State	L, 24-21
Aug. 30	North Dakota	W, 38-35
Sept. 6	Army	L, 24-21
Sept. 12	at Arizona	L, 23-17
--	OPEN DATE	--
Sept. 27	UCF	W, 34-20
Oct. 4	at Baylor	L, 35-34
Oct. 11	TCU	W, 41-28
--	OPEN DATE	--
Oct. 25	at Kansas	11 a.m.
Nov. 1	at Texas Tech	TBA
Nov. 15	at Oklahoma State	TBA
Nov. 22	at Utah	TBA
Nov. 29	Colorado	TBA



WEST VIRGINIA
2-4, 0-3 Big 12
Nov. 29 • TBD
Morgantown, W. Va.

Date	Opponent	Time/Result
Aug. 30	Robert Morris	W, 45-3
Sept. 6	at Ohio	L, 17-10
Sept. 13	Pittsburgh	W, 31-24
Sept. 20	at Kansas	L, 41-10
Sept. 27	Utah	L, 48-14
Oct. 3	at BYU	L, 38-24
--	OPEN DATE	--
Oct. 18	at UCF	12 p.m.
Oct. 25	TCU	5 p.m.
Nov. 1	at Houston	TBA
Nov. 8	Colorado	TBA
Nov. 15	at Arizona State	TBA
--	OPEN DATE	--
Nov. 29	Texas Tech	TBA

INDIVIDUAL HONORS



DAVID BAILEY, #31, OLB, SENIOR

Big 12 Defensive Player of the Week (Oct. 13)
Preseason All-Big 12 Football Team
Panini Senior Bowl Top 300
Lombardi Award Watch List
Bednarik Award Watch List
PFF Preseason All-Big 12 Team
Bruce Feldman's College Football Freaks List (No. 43)
Shrine Bowl 1000
Preseason DCTF All-Texas College second team
Preseason Phil Steele All-Big 12 first team
Preseason Athlon All-Big 12 first team
Lott IMPACT Trophy Watch List

DONTAE BALFOUR, #20, DB, SENIOR

Shrine Bowl 1000

UPTON BELLENFANT, #27, K, JUNIOR

Lou Groza Award Watch List
Preseason Athlon All-Big 12 fourth team

AMIER BOYD, #27, DB, JUNIOR

Shrine Bowl 1000

JACK BURGESS, #41, P, SENIOR

Ray Guy Award's Ray's 8, Punter of the Week (Sept. 23)

TERRANCE CARTER #7, JR., TE, JUNIOR

Shrine Bowl 1000
Preseason Athlon All-Big 12 fourth team

DAVION CARTER, #56, OL, SUPER SENIOR

Bruce Feldman's College Football Freaks List (No. 88)
Shrine Bowl 1000
Preseason Phil Steele All-Big 12 second team
Preseason Athlon All-Big 12 third team

CAMERON DICKEY #8, RB, SOPHOMORE

Big 12 Offensive Player of the Week (Oct. 13)

CALEB DOUGLAS, #5, WR, SENIOR

Earl Campbell Tyler Rose Award Watch List
Panini Senior Bowl Top 300
Biletnikoff Award Watch List
Shrine Bowl 1000
Preseason DCTF All-Texas College first team
Preseason DCTF Best Wide Receiver in Texas
Preseason Phil Steele Big 12 second team
Preseason Athlon Big 12 second team

COY EAKIN, #3, WR, JUNIOR

Earl Campbell Tyler Rose Award Watch List
Shrine Bowl 1000
Preseason DCTF All-Texas College second team

CHARLES ESTERS III, #11, OLB, SENIOR

Shrine Bowl 1000

SKYLER GILL-HOWARD, #0, DL, SENIOR

Big 12 Defensive Player of the Week (Sept. 8)
Shrine Bowl 1000
Preseason Phil Steele All-Big 12 third team

WILL HAMMOND, #15, QB, RS FRESHMAN

Big 12 Offensive Player of the Week (Sept. 22)
Big 12 Freshman of the Week (Sept. 22)

ROMELLO HEIGHT, #9, OLB, SENIOR

Panini Senior Bowl Top 300
Shrine Bowl 1000

A.J. HOLMES JR., #33, DL, JUNIOR

Shrine Bowl 1000

LEE HUNTER, #2, DL, SENIOR

Preseason All-Big 12 Football Team
Panini Senior Bowl Top 300
Bednarik Award Watch List
PFF Preseason All-Big 12 Team
Bronko Nagurski Trophy Watch List
Outland Trophy Watch List
Shrine Bowl 1000
Preseason DCTF All-Texas College first team
Preseason Phil Steele All-America fourth team
Preseason Phil Steele All-Big 12 first team
Preseason Athlon All-Big 12 first team

WILL JADOS, #76, OL, SENIOR

Shrine Bowl 1000

QUINTEN JOYNER, #0, RB, SOPHOMORE

Doak Walker Award Watch List
Shrine Bowl 1000
Preseason Phil Steele All-Big 12 third team
Preseason Athlon All-Big 12 third team

JOHNCARLOS MILLER II, #9, TE, SENIOR

Shrine Bowl 1000

BEHREN MORTON, #2, QB, SENIOR

Davey O'Brien Great 8: Week 3 Performance (Sept. 15)
Earl Campbell Tyler Rose Award Watch List
Panini Senior Bowl Top 300
Johnny Unitas Golden Arm Award Watch List
Manning Award Watch List
Davey O'Brien Watch List
Wuerffel Trophy Watch List
Maxwell Award Watch List
Shrine Bowl 1000
Allstate AFCA Good Works Team Nominee

BRICE POLLOCK, #14, DB, JUNIOR

Big 12 Defensive Player of the Week (Sept. 15)
Shrine Bowl 1000
Preseason Phil Steele All-Big 12 second team
Preseason Athlon All-Big 12 second team

BEN ROBERTS, #13, LB, JUNIOR

Shrine Bowl 1000

JACOB RODRIGUEZ, #10, LB, SENIOR

Jason Witten Collegiate Man of the Year Semifinalist (Sept. 30)
William V. Campbell Trophy Semifinalist (Sept. 24)
Lott IMPACT Trophy Player of the Week (Sept. 24)
Walter Camp National Defensive Player of the Week (Sept. 23)
Senior Bowl National Defensive Player of the Week (Sept. 23)
Big 12 Defensive Player of the Week (Sept. 22)
Big 12 Preseason Defensive Player of the Year
Preseason All-Big 12 Football Team
Lombardi Award Watch List
Bednarik Award Watch List
Butkus Award Watch List
Bronko Nagurski Trophy Watch List
Shrine Bowl 1000
Preseason DCTF All-Texas College first team
Preseason Phil Steele All-America second team
Preseason Phil Steele All-Big 12 first team
Preseason Athlon All-America fourth team
Preseason Athlon All-Big 12 first team

HOWARD SAMPSON, #79, OL, JUNIOR

Bruce Feldman's College Football Freaks List (No. 80)
Shrine Bowl 1000
Preseason DCTF All-Texas College first team
Preseason Phil Steele All-Big 12 first team
Preseason Athlon All-Big 12 second team

REGGIE VIRGIL, #1, WR, SENIOR

Panini Senior Bowl Top 300
Biletnikoff Award Watch List
Shrine Bowl 1000
Preseason Phil Steele All-Big 12 third team
Preseason Athlon All-Big 12 third team

J'KOBY WILLIAMS, #20, RB, SOPHOMORE

Preseason Phil Steele All-Big 12 fourth team
Preseason Athlon All-Big 12 third team

SHERIDAN WILSON, #76, OL, JUNIOR

Rlmington Trophy Watch List
Shrine Bowl 1000

COLE WISNIEWSKI, #5, DB, SENIOR

Comeback Player of the Year Award Watch List
Shrine Bowl 1000
Preseason DCTF All-Texas College second team
Preseason Phil Steele All-Big 12 second team
Preseason Athlon All-Big 12 second team

HUNTER ZAMBRANO, #57, OL, SENIOR

Shrine Bowl 1000
Preseason DCTF All-Texas College second team

MEDIA INFORMATION

COVERING THE TEXAS TECH RED RAIDERS

13 MONDAY MEDIA LUNCHEON 11:30 a.m. JOEY MCGUIRE PRESS CONFERENCE (+OC/DC) 12:30 p.m.	14 TUESDAY KENNY PERRY/PLAYERS MEDIA AVAILABILITY 12:00 p.m.	15 WEDNESDAY NO AVAILABILITY	16 THURSDAY NO AVAILABILITY	17 FRIDAY NO AVAILABILITY	18 SATURDAY TEXAS TECH AT ARIZONA STATE 1:00 p.m. MST Mountain America Stadium	19 SUNDAY NO AVAILABILITY
---	--	--	---	---	---	---



MATT DOWDY
Assistant A.D.
806-928-5190
matthew.dowdy@ttu.edu



MATT BURKHOLDER
Director
559-862-3771
matt.burkholder@ttu.edu



CHRIS DUARTE
Associate Director
954-937-3254
chris.duarte@ttu.edu

TEXAS TECH ATHLETICS COMMUNICATIONS
East Stadium Building, Jones AT&T Stadium (Third Floor)
Office: (806) 742-2770 • Fax: (806) 742-1970
2508 6th Street • Lubbock, TX 79409
www.TexasTech.com/Media



TEXAS TECH SPORTS NETWORK

The Texas Tech Sports Network from Learfield Sports will carry all the exciting action of Red Raider Football beginning with the season opener versus Arkansas-Pine Bluff and all the way through the bowl season. Brian Jensen (play-by-play) and John Harris (color analyst) return to the broadcast booth and will be joined on the sidelines by Chris Level (sidelines).

Fans outside the coverage area will once again be able to listen to Red Raider games live on the Internet through TexasTech+. By logging onto www.TexasTech.com, live play-by-play of Texas Tech Football is just a click away. The games also are carried on Sirius/XM Satellite Radio (channel varies).

All games will also be available on the Varsity Network App, available for download in your iTunes or Android store.

CREDENTIAL REQUESTS

Please direct all credential requests to the online credential portal located at www.sportssystem.com/TexasTech. Confirmation of your request will be made upon review by Matt Dowdy. Credentials are limited to members of the working media who are assigned to cover Texas Tech Football. Credentials must be requested online by 5 p.m. Tuesday each week. All requests will be held for pickup until 5 p.m. Friday at the Athletics Communications office (third floor of Whitacre Athletic Center, East Stadium Building). Credentials not picked up by 5 p.m. Friday will be available at Media Will Call located on the northwest side of Jones AT&T Stadium.

WEEKLY MEDIA LUNCHEON

During the season, Texas Tech head coach Joey McGuire will host a weekly media luncheon inside the South End Zone, on the field club level. The event will be held each Monday during the regular season, excluding the bye week. McGuire will be joined each week by defensive coordinator Shiel Wood and offensive coordinator Mack Leftwich. Lunch will be served at 11:30 a.m. each Monday followed by a 12:30 p.m. press conference.

WEEKLY AVAILABILITY SCHEDULE

In addition to the Monday press conference, select student-athletes will be available prior to practices each Tuesday inside the Sports Performance Center. Associate Coach Kenny Perry will speak first each Tuesday, followed by select players. All specific student-athlete requests should be submitted by 10 a.m. Monday each week during the season.

INTERVIEW REQUESTS

Please direct all interview requests for head coach Joey McGuire to Matt Dowdy; members of the Texas Tech coaching staff and student-athletes to Matt Dowdy or Matt Burkholder. Contacting student-athletes or coaches directly through text message or social media is strictly prohibited and could result in loss of credentials.

USE OF TEXAS TECH PHOTOGRAPHY

The use of Texas Tech photos is prohibited without prior approval from the athletics communications office. Texas Tech does not grant permission for use of its photos for social media content purposes. Texas Tech will provide courtesy headshots and action shots upon requests for editorial purposes.

VIDEO HIGHLIGHTS/NEWS CONFERENCE

Video from news conferences and games will be available to the media via YouTube. Broadcast quality video footage (game highlights, post-practice interviews, post-game interviews, etc) are available by request through the athletics communications office.

PHOTO REQUESTS

Please submit your requests to Chris Duarte.

COLLEGEPRESSBOX.COM

Collegepressbox is the official media website for Division I football. Access and download game notes, quotes, statistics, media guides, headshots, logos and more for all FBS schools, conferences, postseason games, awards and the College Football Playoff. For access, please register for an account at collegepressbox.com/register.

LIVE STREAMING

Live video streaming of any Texas Tech Athletics event, including news conferences, on ANY social media platform is strictly prohibited without prior approval from the athletics communications office.

USE OF AUDIO/VIDEO

Any media entity collecting any sort of "video or audio materials" (film, traditional video or audio, digital video or audio, photos, etc.) from Texas Tech University Athletics game events or press conference/media events may use that material only for traditional television newscasts, web-based or print coverage, or other electronic transmission as approved by the University in writing, with a limitation of up to three (3) minutes in length from any single event. Such media entity may not offer any live video, audio or other coverage of the event without the advance, written permission of Texas Tech University Athletics. This policy includes all games, matches and events involving any of Texas Tech's athletic programs. It includes all media events -- press conferences, pre/post-practice interviews and pre/post-game interviews. An exception would be a one-on one interview arranged through the Texas Tech Athletics Communications office with a Texas Tech, coach, athlete or administrator.

2025 RED RAIDER FOOTBALL AFFILIATES

CITY	STATION	FREQUENCY
Abilene/Haskell	KVRP-FM	97.1
Amarillo	KVWE-FM	102.9
Andrews	KACT-FM	105.5
Artesia, N.M.	KSVP-AM	990
Artesia, N.M.	KSVP-FM	93.7
Big Spring	KBST-FM	95.7
Big Spring	KBST-FM	103.9
Big Spring	KBST-AM	1490
Brownwood	KQBZ-FM	96.9
Dumas	KDDD-FM	95.3
Hereford	KPAN-FM	106.3
Hereford	KPAN-AM	860
Hobbs, N.M.	KEJL-AM	1110
Hobbs, N.M.	KEJL-FM	100.5
Lampasas	KCYL-AM	1450
Llano	KITY-FM	102.9
Lubbock	KJTV-FM	100.7
Lubbock	KJTV-AM	950
Lubbock	KTTU-FM	97.3
Lubbock	KXTQ-FM	106.5
Odessa-Midland	KNFM-FM	92.3
San Angelo	KNRX-FM	96.5
Seminole	KSEM-FM	106.3
Tyler	KTBB-FM	97.5
Waco	KWBT-HD2	94.5

SATELLITE RADIO

Sirius XM Radio	Ch. 119 or 198 (home call)
XM App	Ch. 952
Varsity App	Search "Texas Tech"

