

# TEXAS TECH

## BASKETBALL NOTES

20 NCAA TOURNAMENT APPEARANCES

1954 • 1956 • 1961 • 1962 • 1973 • 1976 • 1985 • 1986 • 1993 • 1996 • 2002 • 2004 • 2005 • 2007 • 2016 • 2018 • 2019 • 2021 • 2022 • 2024



2019 NCAA NATIONAL RUNNER-UP

Big 12 Champions: 2019

NCAA Final Four: 2019

NCAA Elite Eight: 2018, 2019

NCAA Sweet 16: 1976, 1996, 2005, 2018, 2019, 2022



TEXASTECH.COM



BYUCOUGARS.COM

GAME  
14

## TEXAS TECH (10-3, 1-1) AT BYU (10-3, 1-1)

TUESDAY, JANUARY 7, 2025 • PROVO, UTAH • MARRIOTT CENTER

TIPOFF: 8 P.M. (CST) | TV: ESPN+ | ONLINE: TEXASTECH.COM | SOCIAL MEDIA: @TEXASTECHMBB

2024-25 Overall: 10-3 • Big 12: 1-1 • Home: 8-1 • Road: 1-0 • Neutral Court: 1-2 • Non-Conference: 9-2 • Versus AP Top 25: 0-1 • Streak: W1



"Our saying 'Toughest Team Wins' means a lot to us. We're going to win because we are competitive in everything we do. We believe in each other and are going to give our hearts to each other. In the toughest of times, I always believe we are going to win." - Grant McCasland #TTW

### NOVEMBER (6-1 RECORD)

- 5 Bethune-Cookman • W, 94-61 • Lubbock
- 8 Northwestern State • W, 86-65 • Lubbock
- 13 Wyoming • W, 96-49 • Lubbock
- 18 Arkansas-Pine Bluff • W, 98-64 • Lubbock
- 21 vs. Saint Joseph's • L, 78-77 • Brooklyn (Legends Classic)
- 22 vs. Syracuse • W, 79-74 • Brooklyn (Legends Classic)
- 29 Northern Colorado • W, 89-64 • Lubbock

### DECEMBER (3-2 RECORD)

- 4 DePaul • W, 76-62 • Lubbock
- 8 No. 22 Texas A&M • L, 72-67 • Fort Worth (Dickies Arena)
- 16 Oral Roberts • W, 86-50 • Lubbock
- 21 Lamar • W, 101-57 • Lubbock
- 31 UCF • L, 87-83 • Lubbock

### JANUARY (1-0 RECORD)

- 4 at Utah • W, 93-65 • Salt Lake City, Utah
- 7 at BYU • 8 p.m. • Provo, Utah
- 11 No. 3 Iowa State • 1 p.m. • Lubbock
- 14 at Kansas State • 8 p.m. • Manhattan, Kansas
- 18 Arizona • 1 p.m. • Lubbock
- 21 Cincinnati • 6 p.m. • Cincinnati, Ohio
- 26 Oklahoma State • 2 p.m. • Lubbock
- 29 TCU • 6 p.m. • Lubbock

### FEBRUARY (0-0 RECORD)

- 1 at Houston • 5 p.m. • Houston, Texas
- 4 Baylor • 8 p.m. • Lubbock
- 8 at Arizona • 9 p.m. • Tucson, Arizona
- 12 Arizona State • 8 p.m. • Lubbock
- 15 at Oklahoma State • 2 p.m. • Stillwater, Oklahoma
- 18 at TCU • 7 p.m. • Fort Worth, Texas
- 22 West Virginia • 12 p.m. • Lubbock
- 24 Houston • 8 p.m. • Lubbock

### MARCH (0-0 RECORD)

- 1 at Kansas • 1 p.m. • Lawrence, Kansas
- 5 Colorado • 7 p.m. • Lubbock
- 8 at Arizona State • 9:30 p.m. • Tempe, Arizona
- 11-15 at Big 12 Championship • Kansas City
- 20-23 NCAA First and Second Rounds
- 27-30 NCAA Sweet 16 and Elite 8 Rounds

### APRIL (NCAA CHAMPIONSHIP)

- 5 Final Four • San Antonio, Texas (Alamodome)
- 7 Championship • San Antonio, Texas (Alamodome)

TWITTER & INSTAGRAM: @TexasTechMBB | FACEBOOK.COM/TexasTechMBB  
COMMUNICATIONS: Wes Bloomquist (512.966.6971 - wes.bloomquist@ttu.edu)

### TOP STORYLINES FOR THE TEXAS TECH RED RAIDERS

- 100th season of Texas Tech Basketball - First game played on January 25, 1925 (1,537-1,178 all-time record)
- Series tied with Texas Tech winning last 3 meetings against BYU... Tech earned 81-67 QF win last season in Big 12 tournament
- Tech leads the nation by shooting 51.6% from the field and with a 59.5 effective field goal percentage
- Rankings: AP Top 25 (RV), USA TODAY Coaches Poll (RV), NET (21), Kenpom (14); Ranked as high as 15 in AP last season
- Picked 7th in the Big 12 Preseason Poll after finishing tied for 3rd with an 11-7 conference record last season
- Williams named Big 12 Player of the Week on Monday, Dec. 23 after season-high 23 points against Lamar
- Double-figure scorers: Toppin (18.6), Williams (16.2), McMillian (15.5), Overton (10.9)
- Toppin scored season-high 26 points in loss to UCF... Recorded 5th double-double with 10 rebounds, added 4 blocks
- Matched program record with 16 3-pointers (16-30 53.3%) against Bethune - 4th time with 16 3s in program history; Tech has made 10 or more 3-pointers in eight games this season after going 12-for-26 (46.2%) at Utah
- Tech is 126-for-317 (39.7%) on 3-pointers this season - Ranks 2nd in Big 12, 13th nationally - Averaging 9.7 3s per game
- Tech recorded 30 assists against UABP - 8th time for program with 30+ - Most since 32 against Tennessee State (11/21/19)
- 5 Returners: Francis, McMillian, Walton, Williams, Yalaho (44.5% scoring/44.2% rebounding)
- 5 Transfers: Federiko (Pitt), Green (Air Force), Hawkins (Minnesota), Overton (Drake), Toppin (New Mexico)
- 3 True Freshmen: Anderson (Oak Hill Academy), Henderson (Faith Family Oak Cliff), Horner (Dynamic Prep)

HC GRANT MCCASLAND | 2ND SEASON AT TEXAS TECH - 11TH SEASON AS NCAA HEAD COACH | IRVING, TEXAS | BAYLOR (1999)

33-14 at TTU • 244-103 Overall in NCAA • 188-91 in Division I • Led Midland College to 2007 NJCAA National Championship • Led UNT to 2023 NIT Championship

0 CHANCE MCMILLIAN | G | 6-3 | 185 | 5TH-YEAR SENIOR | VALLEJO, CALIFORNIA (2ND SEASON AT TECH; PLAYED 3 AT GRAND CANYON)

Leads the Big 12 and is 2nd nationally by shooting 51.5 percent on 3s... Scored 10 points at Utah... Had three straight games scoring 20+ after 20 points on 8-for-9 shooting against ORU... Scored season-high 23 points against Texas A&M... Averaging 15.5 points and 2.62 3s per game... Has recorded 1,229 points, 208 made 3-pointers (41.4%) in 137 games played... Reached 1,000-point milestone last year at 2024 Big 12 tournament... Last season, scored career-high 27 points at OU and led Tech with 24 points at Butler on 8-for-10 shooting on 3s... Currently shooting 71-for-122 (58.2 percent) from the field - ranks 4th in Big 12

1 KEVIN OVERTON | G | 6-5 | 185 | SOPHOMORE | OKLAHOMA CITY, OKLAHOMA (PLAYED FRESHMAN SEASON AT DRAKE)

Has scored 536 career points after 8 games at Utah... Had 17 against Lamar and Texas A&M... Went for a season-high 20 points with four 3-pointers against Northern Colorado... Averaging 10.9 ppg. through 13 games to lead reserves... Averaging 11.3 points with 35 starts as a freshman at Drake... Scored career-high 23 points against Murray State and had a high of nine rebounds against Missouri State... Has made 17 3s this season and has six games scoring in double figures

2 JAZZ HENDERON | G | 5-11 | 200 | FRESHMAN | DALLAS, TEXAS (FAITH FAMILY OAK CLIFF)

Three-time state champion at Faith Family Oak Cliff... Averaged 14 points and 7 assists as a senior... Out with lower body injury

3 ELIJAH HAWKINS | G | 5-11 | 165 | SENIOR | WASHINGTON D.C. (FIRST SEASON AT TECH; PLAYED LAST YEAR AT MINNESOTA, TWO AT HOWARD)

Scored season-high 12 points with four 3-pointers at Utah... Recorded 11th double-double of career with 11 assists and 10 points against UABP... Bob Cousy Point Guard Award Watch List... Was second nationally (top returner) with 7.5 assists per and earned All-Big Ten Honorable Mention last season while playing at Minnesota... Has produced 1,162 points and 648 assists through 103 career games... Began career with 2 seasons at Howard... 3rd in active NCAA leaders with 6.27 assists per in his career... Starter in 10 straight games; Missed first two games this season with lower body injury

4 CHRISTIAN ANDERSON | G | 6-2 | 185 | FRESHMAN | ATLANTA, GEORGIA (OAK HILL ACADEMY)

Went for 13 points with three 3-pointers at Utah... Scored career-high 20 points against Lamar on 8-for-10 shooting... Four games in double figure scoring, including three in the past four games... Career-high 5 assists in loss to UCF... Played at Oak Hill Academy where he averaged 19.1 points and 4.6 assists per game and was a McDonald's All-American nominee... During the summer, helped to lead Germany to the 2024 FIBA U18 Eurobasket championship after averaging 20.3 points and 5.0 assists in the tournament... Averaging 8.7 points and 2.5 assists to begin freshman season

5 DARRION WILLIAMS | F | 6-6 | 225 | JUNIOR | SACRAMENTO, CALIFORNIA (SECOND SEASON AT TECH; PLAYED AT NEVADA AS A FRESHMAN)

Averaging 16.2 ppg, 5.6 rpg and 5.3 assists after producing 19 points, 9 assists, 5 rebounds at Utah... Earned Big 12 Player of the Week after season-high 23 against Lamar... Career-high 11 assists in the win over NW State... All-Big 12 Third Team and Newcomer Team last year... AP National Player of the Week (2/20/24) - recorded career-high 30 points against Kansas where he was 12-for-12 from the field, 4-for-4 on 3-pointers... Has 11 career double-doubles after adding 10 rebounds to 21 points against N. Colorado... Has 839 points, 561 rebounds, 241 assists, 42 double-figure scoring outputs through 79 career games

6 LEON HORNER | F | 6-6 | 210 | FRESHMAN | DALLAS, TEXAS (DYNAMIC PREP)

Averaged 14.5 points, 6.0 rebounds and 3.0 assists as a senior at Dynamic Prep... McDonald's All-American nominee who played at Dynamic Prep last year after previously attending Frisco Memorial... 3-time all-district selection while playing at Frisco Memorial, contributing 889 points, 419 rebounds and 121 assists

10 JACK FRANCIS | G | 6-3 | 190 | JUNIOR | AUSTIN, TEXAS (ANDERSON HS)

In his third season at Tech... Scored over 1,000 points at Anderson HS where he earned District 17-5A MVP... Made first basket with layup against ORU

15 JT TOPPIN | F | 6-9 | 220 | SOPHOMORE | DALLAS, TEXAS (FIRST SEASON AT TECH; PLAYED AT NEW MEXICO AS A FRESHMAN)

Leading Tech with 18.6 ppg, 10.1 rpg, 1.9 bpg... Had 11 points at Utah... 5th double-double of season came after season-high 26 points against UCF where he added 10 rebounds and four blocks... Earned Big 12 Newcomer of the Week on Nov. 27 after recording double-double with 22 points, 18 rebounds against Saint Joseph's with 12 offensive rebounds - second most in program history... On Karl Malone Award Power Forward Watch List... Recorded 12 double-doubles and averaged 12.4 ppg, 9.1 rpg and 1.9 bpg as a freshman at New Mexico... Has 17 double-doubles, 612 points, 417 rebounds in 45 career games

22 CORBIN GREEN | F | 6-5 | 230 | JUNIOR | MIDLOTHIAN, TEXAS (FIRST SEASON AT TECH; PLAYED AT AIR FORCE FOR TWO SEASONS)

Joined program as a walk-on in September... Played 2 seasons at Air Force where he averaged 5.2 points, 2.8 rebounds... 46 blocked shots in 41 career games

23 EEMELI YALAHU | F | 6-8 | 240 | SOPHOMORE | JYVASKYLÄ, FINLAND (WESTERN RESERVE ACADEMY - OHIO)

Recorded career-high 13 points and season-high five rebounds against Lamar in first career start... Previous career-best 10 points last season in the Big 12 semifinals vs. Houston... Scored 8 points at UCF with two 3s and 7 against Baylor... Played in 17 games during his freshman season, averaging 2.5 points and 1.5 rebounds... Currently averaging 3.7 points, 2.5 rebounds through six games played this season

24 KERWIN WALTON | G | 6-5 | 210 | 5TH-YEAR SENIOR | HOPKINS, MINNESOTA (THIRD SEASON AT TECH; PLAYED TWO AT NORTH CAROLINA)

Is 189-for-443 (42.7%) in career on 3-pointers - 7th best active... Hit two 3s at Utah... Led Tech with 21 points and career-best seven 3-pointers in the opener against Bethune... Starter in all 13 games this season, averaging 5.5 points per game - is 20-for-48 (41.7%) on 3s... Last season, went for a career-high 22 points by going 6-for-7 on 3s against Omaha... Has scored 791 points in 133 career games... Played in the 2021 and 2022 NCAA Tournament for North Carolina; 2024 with Texas Tech... Graduated from Texas Tech on December 13, 2024 with a bachelor's degree in psychology

33 FEDERIKO FEDERIKO | F | 6-11 | 225 | SENIOR | HELSINKI, FINLAND (FIRST SEASON AT TECH, PLAYED LAST TWO SEASONS AT PITT)

Is averaging 13.0 ppg. in Big 12 play after 14 points at Utah... Recorded first double-double of season with career-high 23 points and added 12 rebounds, 5 assists in win over ORU... Averaging 8.4 ppg, 4.6 rpg... Recorded 101 blocks and averaged 5.7 points and 5.3 rebounds during two seasons at Pitt... Scored a previous career-best 22 points against North Florida (12/17/22), career-high 14 rebounds against Sacred Heart... Has shot 202-297 (68.0%) at NCAA level



0	Chance McMillian	G	6-3	185	5th-SR-1L	Vallejo, California (Grand Canyon)
1	Kevin Overton	G	6-5	185	SO-TR	Oklahoma City, Oklahoma (Drake)
2	Jazz Henderson	G	5-11	200	FR-HS	Dallas, Texas (Faith Family Oak Cliff)
3	Elijah Hawkins	G	5-11	165	SR-TR	Washington D.C. (Minnesota)
4	Christian Anderson	G	6-1	185	FR-HS	Atlanta, Georgia (Oak Hill Academy)
5	Darrion Williams	F	6-6	225	JR-1L	Sacramento, California (Nevada)
6	Leon Horner	F	6-6	210	FR-HS	Frisco, Texas (Dynamic Prep)
10	Jack Francis	G	6-3	185	JR-1L	Austin, Texas (Anderson HS)
15	JT Toppin	F	6-9	220	SO-TR	Dallas, Texas (New Mexico)
22	Corbin Green	F	6-5	230	JR-TR	Midlothian, Texas (Air Force)
23	Eemeli Yalaho	F	6-8	240	SO-1L	Jyväskylä, Finland (Western Reserve)
24	Kerwin Walton	G	6-5	210	5th-SR-2L	Hopkins, Minnesota (North Carolina)
33	Federiko Federiko	F	6-11	225	SR-TR	Helsinki, Finland (Pitt)

**HEAD COACH:** Grant McCasland

**ASSISTANT COACHES:** Matt Braeuer, Achoki Moikobu, Luke Barnwell, Jeff Linder

**ATHLETIC TRAINING:** Mike Neal

**STRENGTH & CONDITIONING:** Andrew Wright

**DIRECTOR OF PLAYER DEVELOPMENT:** Chris Nottingham

**VIDEO COORDINATOR:** Brian Pete

**DIRECTOR OF ADMINISTRATION AND OPERATIONS:** Jardon Powell

**ASSISTANT DIRECTOR OF OPERATIONS:** Cooper Anderson

**ACADEMIC ADVISOR:** Reagan Foster

**GRADUATE ASSISTANTS:** Duncan Bacon, Beau Martin, Eric Rwahwire, Coleman Sparling, Jalyn Turner, Trajan Wesley

#### **PRONUNCIATION GUIDE**


0 • Chance Mick-mill-Ann

3 • E-lie-jah Hawkins

5 • Dare-E-in Williams


23 • Emily Yah-La-ho

33 • Fehda-Ri-Koe Fehda-Ri-Koe

**CHANCE McMILLIAN SENIOR | GUARD | VALLEJO, CALIFORNIA**

				Field Goals		3-Point		F-Throws		Rebounds								Scoring		
SEASON	TEAM	GP-GS	MIN/AVG	FG-FGA	FG%	3FG-3FGA	3FG%	FT-FTA	FT%	OFF	DEF	TOT	AVG	PF-FO	A	TO	BLK	STL	PTS	AVG
2020-21	GCU	24-0	307/12.8	39-82	.476	19-47	.404	4-6	.667	4	36	40	1.7	26-0	22	13	1	5	101	4.2
2021-22	GCU	31-3	555/17.9	60-162	.370	30-86	.349	27-31	.871	20	57	77	2.5	50-1	47	33	2	23	177	5.7
2022-23	GCU	36-24	1045/29.0	147-303	.485	60-135	.444	38-54	.704	22	91	113	3.1	81-3	78	60	5	26	392	10.9
2023-24	TTU	33-1	920/27.9	126-265	.475	65-168	.387	40-44	.909	32	99	131	4.0	48-0	41	23	5	24	357	10.8
2024-25	TTU	13-13	414/31.9	71-122	.582	34-66	.515	26-27	.963	12	40	52	4.0	18-0	27	9	3	14	202	15.5
TOTAL FOR TTU		46-14	1334/29.0	197-387	.509	99-234	.423	66-71	.930	44	139	183	4.0	66-0	68	32	8	38	559	12.2
TOTAL		137-41	3242/23.7	443-934	.474	208-502	.414	135-162	.833	90	323	413	3.0	223-4	215	138	16	92	1229	9.0

SEASON HIGHS: 23 points (Texas A&amp;M) | 8 rebounds (NW State) | 6 assists (UAPB) | 5 3-pointers (Texas A&amp;M) | 8 FG made (2 times)

**KEVIN OVERTON SOPHOMORE | GUARD | OKLAHOMA CITY, OKLAHOMA | TRANSFER FROM DRAKE**

				Field Goals		3-Point		F-Throws		Rebounds												Scoring	
SEASON	TEAM	GP-GS	MIN/AVG	FG-FGA	FG%	3FG-3FGA	3FG%	FT-FTA	FT%	OFF	DEF	TOT	AVG	PF-FO	A	TO	BLK	STL	PTS	AVG			
2023-24	DRA	35-35	1047/29.9	135-307	.440	62-179	.346	62-78	.795	28	89	117	3.3	77-0	38	18	6	21	394	11.3			
2024-25	TTU	13-1	358/27.5	49-105	.467	17-51	.333	27-35	.771	11	42	53	4.1	26-1	16	15	2	12	142	10.9			
TOTAL FOR TTU		13-1	358/27.5	49-105	.467	17-51	.333	27-35	.771	11	42	53	4.1	26-1	16	15	2	12	142	10.9			
TOTAL		48-36	1405/29.3	184-412	.447	79-230	.343	89-113	.788	39	131	170	3.5	103-1	54	33	8	33	536	11.2			

SEASON HIGHS: 20 points (Northern Colorado) | 6 rebounds (4 times) | 3 assists (UAPB) | 3 steals (Syracuse) | 4 3-pointers made (2 times)

**JAZZ HENDERSON FRESHMAN | GUARD | DALLAS, TEXAS**

\* Out with lower body injury

**ELIJAH HAWKINS SENIOR | GUARD | WASHINGTON, D.C. | TRANSFER FROM MINNESOTA - All-BIG 10 HM**

				Field Goals		3-Point		F-Throws		Rebounds								Scoring		
SEASON	TEAM	GP-GS	MIN/AVG	FG-FGA	FG%	3FG-3FGA	3FG%	FT-FTA	FT%	OFF	DEF	TOT	AVG	PF-FO	A	TO	BLK	STL	PTS	AVG
2021-22	HOW	28-26	837/29.9	121-321	.377	33-112	.295	88-111	.793	13	97	110	3.9	69-2	156	114	4	62	363	13.0
2022-23	HOW	31-29	918/29.6	123-279	.441	54-116	.466	101-133	.759	16	97	113	3.6	73-1	185	125	0	53	401	12.9
2023-24	MINN	33-33	1098/33.3	95-242	.393	47-129	.364	76-97	.784	19	101	120	3.6	77-4	247	90	6	54	313	9.5
2024-25	TTU	11-10	278/25.3	26-75	.347	12-36	.333	21-23	.913	6	23	29	2.6	29-2	60	24	3	22	85	7.7
TOTAL FOR TTU		11-10	278/25.3	26-75	.347	12-36	.333	21-23	.913	6	23	29	2.6	29-2	60	24	3	22	85	7.7
TOTAL		103-98	3131/30.4	365-917	.398	146-393	.372	286-364	.786	54	318	372	3.6	248-9	648	353	13	191	1162	11.3

\* 11 career double-doubles | 1 this season: 11 assists, 10 points against UAPB

SEASON HIGHS: 12 points (at Utah) | 11 assists (UAPB) | 5 rebounds (DePaul) | 5 steals (UAPB) | 4 3-pointers made (at Utah)

**CHRISTIAN ANDERSON FRESHMAN | GUARD | ATLANTA, GEORGIA**

				Field Goals		3-Point		F-Throws		Rebounds									Scoring	
SEASON	TEAM	GP-GS	MIN/AVG	FG-FGA	FG%	3FG-3FGA	3FG%	FT-FTA	FT%	OFF	DEF	TOT	AVG	PF-FO	A	TO	BLK	STL	PTS	AVG
2024-25	TTU	11-0	285/25.9	34-68	.500	19-47	.404	9-11	.818	1	24	25	2.3	20-1	28	10	1	15	96	8.7
TOTAL		11-0	285/25.9	34-68	.500	19-47	.404	9-11	.818	1	24	25	2.3	20-1	28	10	1	15	96	8.7

SEASON/CAREER HIGHS: 20 points (Lamar) | 5 rebounds (Lamar) | 5 assists (UCF) | 4 steals (Lamar) | 4 3-pointers made (No. Colorado)

**DARRION WILLIAMS JUNIOR | FORWARD | SACRAMENTO, CALIFORNIA | 2024 ALL-BIG 12 3rd TEAM**

				Field Goals		3-Point		F-Throws		Rebounds								Scoring		
SEASON	TEAM	GP-GS	MIN/AVG	FG-FGA	FG%	3FG-3FGA	3FG%	FT-FTA	FT%	OFF	DEF	TOT	AVG	PF-FO	A	TO	BLK	STL	PTS	AVG
2022-23	Nevada	33-30	1006/30.5	91-220	.414	35-98	.357	35-44	.795	40	200	240	7.3	85-3	90	30	11	47	252	7.6
2023-24	TTU	33-33	1078/32.7	131-265	.494	44-96	.458	70-80	.875	63	185	248	7.5	77-2	82	54	11	38	376	11.4
2024-25	TTU	13-13	368/28.3	74-152	.487	15-45	.333	48-56	.857	22	51	73	5.6	26-0	69	25	8	17	211	16.2
TOTAL FOR TTU		46-46	1446/31.4	205-417	.492	59-141	.418	118-136	.868	85	236	321	7.0	103-2	151	79	19	55	587	12.8
TOTAL		79-76	2452/31.0	296-637	.465	94-239	.393	153-180	.850	125	436	561	7.1	188-5	241	109	30	102	839	10.6

\* 11 career double-doubles | 1 this season: 21 points, 10 rebounds vs. Northern Colorado


SEASON HIGHS: 23 points (Lamar) | 10 rebounds (N. Colorado) | 11 assists (NW State) | 4 steals (Wyoming) | 4 3-pointers made (Lamar)

**LEON HORNER FRESHMAN | FORWARD | DALLAS, TEXAS**

				Field Goals		3-Point		F-Throws		Rebounds										Scoring	
SEASON	TEAM	GP-GS	MIN/AVG	FG-FGA	FG%	3FG-3FGA	3FG%	FT-FTA	FT%	OFF	DEF	TOT	AVG	PF-FO	A	TO	BLK	STL	PTS	AVG	
2024-25	TTU	7-0	15/2.1	1-4	.250	0-1	.000	0-0	.000	2	2	4	0.6	2-0	0	1	0	0	2	0.3	
TOTAL		7-0	15/2.1	1-4	.250	0-1	.000	0-0	.000	2	2	4	0.6	2-0	0	1	0	0	2	0.3	

SEASON/CAREER HIGHS: 2 points (ORU) | 1 rebound (3 times)

10

**FRANCIS CAREER HIGHS**

Scoring: 2 (2 times)  
Rebounds: 2 (2 times - Kansas/Okla St)  
Assists: 1 (2/12/2024 - Kansas)

**JACK FRANCIS JUNIOR | GUARD | AUSTIN, TEXAS**

				Field Goals		3-Point		F-Throws		Rebounds								Scoring		
SEASON	TEAM	GP-GS	MIN/AVG	FG-FGA	FG%	3FG-3FGA	3FG%	FT-FTA	FT%	OFF	DEF	TOT	AVG	PF-FO	A	TO	BLK	STL	PTS	AVG
2023-24	TTU	5-0	7/1.4	0-1	.000	0-0	.000	2-2	1.000	2	3	5	1.0	0-0	1	0	0	0	2	0.4
2024-25	TTU	6-0	13/2.2	1-1	1.000	0-0	.000	0-0	.000	2	0	2	0.3	2-0	0	2	0	0	2	0.3
TOTAL		11-0	20/1.8	1-2	.500	0-0	.000	2-2	1.000	4	3	7	0.6	2-0	1	2	0	0	4	0.4

SEASON HIGHS: 2 points (ORU) | 1 rebound (UAPB)

15

**TOPPIN'S CAREER HIGHS**

Scoring: 27 (11/21/2023 - Toledo)  
Rebounds: 18 (11/21/24 - St. Joe's)  
O-Rebounds: 12 (11/21/24 - St. Joe's)  
Assists: 3 (2 times - Toledo/Boise St)  
FG made: 12 (1/20/24 - at Air Force)  
Blocks: 5 (3 times - SDSU, SJ, UNLV)

**JT TOPPIN SOPHOMORE | FORWARD | DALLAS, TEXAS | TRANSFER FROM NEW MEXICO - MWC F.O.Y.**

				Field Goals		3-Point		F-Throws		Rebounds								Scoring		
SEASON	TEAM	GP-GS	MIN/AVG	FG-FGA	FG%	3FG-3FGA	3FG%	FT-FTA	FT%	OFF	DEF	TOT	AVG	PF-FO	A	TO	BLK	STL	PTS	AVG
2023-24	UNM	36-35	956/26.6	193-310	.623	11-32	.344	48-85	.565	132	194	326	9.1	94-2	21	33	68	38	445	12.4
2024-25	TTU	9-9	225/25.0	67-114	.588	2-10	.200	31-44	.705	36	55	91	10.1	21-0	10	19	17	11	167	18.6
TOTAL FOR TTU		9-9	225/25.0	67-114	.588	2-10	.200	31-44	.705	36	55	91	10.1	21-0	10	19	17	11	167	18.6
TOTAL		45-44	1181/26.2	260-424	.613	13-42	.310	79-129	.612	168	249	417	9.3	115-2	31	52	85	49	612	13.6

\* 16 career double-doubles | 4 this season: 24p/12r vs. Wyoming; 14p/11r vs. UAPB; 22 p/18r vs. St. Joe's; 15r/11p vs. NoCo; 26p/10r vs. UCF

SEASON HIGHS: 26 points (UCF) | 18 rebounds (St. Joe's) | 4 blocks (Bethune &amp; UCF) | 11 FG made (UCF)

22

**GREEN'S CAREER HIGHS**

Scoring: 17 (11/21/22 - USC Upstate)  
Rebounds: 12 (11/21/22 - USC Upstate)  
Assists: 6 (11/21/22 - USC Upstate)  
Blocks: 6 (11/30/22 - Ark Pine Bluff)

**CORBIN GREEN JUNIOR | FORWARD | MIDLOTHIAN, TEXAS | TRANSFER FROM AIR FORCE**

SEASON	TEAM	GP-GS	MIN/AVG	FG-FGA	FG%	3FG-3FGA	3FG%	FT-FTA	FT%	OFF	DEF	TOT	AVG	PF-FO	A	TO	BLK	STL	PTS	AVG
2022-23	USAFA	24-12	463/19.3	59-114	.518	7-24	.292	31-50	.620	15	51	66	2.8	56-1	35	35	34	16	156	6.5
2023-24	USAFA	12-0	140/11.6	11-27	.407	0-8	.000	10-14	.714	4	29	33	2.8	18-0	13	9	12	6	32	2.7
2024-25	TTU	6-0	10/1.7	0-0	.000	0-0	.000	0-0	.000	1	2	3	0.5	0-0	1	1	0	1	0	0.0
TOTAL FOR TTU		6-0	10/1.7	0-0	.000	0-0	.000	0-0	.000	1	2	3	0.5	0-0	1	1	0	1	0	0.0
TOTAL		42-12	613/14.6	70-141	.496	7-32	.219	41-64	.641	20	82	102	2.4	74-1	49	45	46	23	188	4.5

\* One career double-double

SEASON HIGHS: 1 rebound (3 times) | 1 steal (Bethune)

23

**YALAHO'S CAREER HIGHS**

Scoring: 13 (12/21/24 - Lamar)  
Rebounds: 6 (2/24/24 - UCF)  
Blocks: 1 (2 times)  
3s made: 2 (2 times)

**EEMELI YALAHO SOPHOMORE | FORWARD | JYVÄSKYLÄ, FINLAND**

				Field Goals		3-Point		F-Throws		Rebounds								Scoring		
SEASON	TEAM	GP-GS	MIN/AVG	FG-FGA	FG%	3FG-3FGA	3FG%	FT-FTA	FT%	OFF	DEF	TOT	AVG	PF-FO	A	TO	BLK	STL	PTS	AVG
2023-24	TTU	17-0	158/9.3	16-33	.485	3-11	.273	7-20	.350	7	19	26	1.5	15-0	4	11	1	2	42	2.5
2024-25	TTU	6-1	68/11.4	9-17	.529	3-6	.500	1-3	.333	4	11	15	2.5	6-0	4	2	1	2	22	3.7
TOTAL		23-1	226/9.8	25-50	.500	6-17	.353	8-23	.348	11	30	41	1.8	21-0	8	13	2	4	64	2.8

SEASON HIGHS: 13 points (Lamar) | 5 rebounds (Lamar) | 1 block (Northern Colorado) | 3 assists (Texas A&amp;M)

24

**WALTON'S CAREER HIGHS**

Scoring: 22 (12/6/23 - Omaha)  
3s made: 7 (11/5/24 - Bethune)  
Rebounds: 7 (3/14/24 - BYU)  
Assists: 4 (4 times)  
FG made: 8 (12/6/23 - Omaha)

**KERWIN WALTON 5th-YEAR SENIOR | GUARD | HOPKINS, MINNESOTA**

				Field Goals		3-Point		F-Throws		Rebounds								Scoring		
SEASON	TEAM	GP-GS	MIN/AVG	FG-FGA	FG%	3FG-3FGA	3FG%	FT-FTA	FT%	OFF	DEF	TOT	AVG	PF-FO	A	TO	BLK	STL	PTS	AVG
2020-21	UNC	29-20	607/20.9	79-178	.444	58-138	.420	21-25	.840	8	42	50	1.7	30-0	53	34	5	15	237	8.2
2021-22	UNC	31-1	414/13.4	38-102	.373	23-65	.354	7-7	1.000	7	31	38	1.2	33-0	13	18	4	7	106	3.4
2022-23	TTU	27-7	346/12.8	34-75	.453	23-56	.411	7-8	.875	6	18	24	0.9	39-1	12	12	5	5	98	3.6
2023-24	TTU	33-26	808/24.5	95-191	.497	65-136	.478	24-33	.727	24	55	79	2.4	47-1	17	13	7	15	279	8.5
2024-25	TTU	13-13	250/19.2	23-62	.371	20-48	.417	5-5	1.000	5	15	20	1.5	18-0	6	6	1	2	71	5.5
TOTAL FOR TTU		73-46	1405/19.2	152-328	.463	108-240	.450	36-46	.783	35	88	123	1.7	104-2	35	31	13	22	448	6.1
TOTAL		133-67	2426/18.2	269-608	.442	189-443	.427	64-78	.821	50	161	211	1.6	167-2	101	83	22	44	791	5.9

SEASON HIGHS: 21 points (Bethune) | 7 3-pointers (Bethune) | 4 rebounds (Bethune) | 2 assists (Wyoming)

33

**FEDERIKO'S CAREER HIGHS**

Scoring: 23 (12/16/24 - ORU)  
Rebounds: 14 (12/10/22 - Sacred Heart)  
Blocks: 4 (4 times)  
Steals: 4 (12/8/24 - Texas A&M)  
FG made: 11 (12/16/24 - ORU)  
Assists: 5 (12/16/24 - ORU)

**FEDERIKO FEDERIKO SENIOR | FORWARD | HELSINKI, FINLAND | TRANSFER FROM PITT**

				Field Goals		3-Point		F-Throws		Rebounds								Scoring		
SEASON	TEAM	GP-GS	MIN/AVG	FG-FGA	FG%	3FG-3FGA	3FG%	FT-FTA	FT%	OFF	DEF	TOT	AVG	PF-FO	A	TO	BLK	STL	PTS	AVG
2022-23	UP	35-27	818/23.4	94-141	.667	0-0	.000	44-68	.647	86	101	187	5.3	92-2	17	30	58	14	232	6.6
2023-24	UP	33-26	704/21.3	65-102	.637	0-0	.000	26-63	.413	76	94	170	5.2	87-2	33	29	43	17	156	4.7
2024-25	TTU	11-3	210/19.1	43-54	.796	0-0	.000	6-17	.353	23	28	51	4.6	19-1	14	10	6	8	92	8.4
TOTAL FOR TTU		11-3	210/19.1	43-54	.796	0-0	.000	6-17	.353	23	28	51	4.6	19-1	14	10	6	8	92	8.4
TOTAL		79-56	1732/21.9	202-297	.680	0-0	.000	76-148	.514	185	223	408	5.2	198-5	64	69	107	39	480	6.1

\* 3 career double-doubles | 1 this season: 23 points, 12 rebounds vs. ORU

SEASON HIGHS: 23 points (ORU) | 12 rebounds (ORU) | 1 block (5 times) | 5 assists (ORU) | 4 steals (Texas A&amp;M)

TEXAS TECH • SEASON STATS

Game Records

Record	Overall	Home	Away	Neutral
ALL GAMES	10-3	8-1	1-0	1-2
CONFERENCE	1-1	0-1	1-0	0-0
NON-CONFERENCE	9-2	8-0	0-0	1-2

Score by Periods

Team	1st	2nd	OT	TOT
Texas Tech	548	577	0	1125
Opponents	404	444	0	848

Team Box Score

No.	Player				Total		3-Point		F-Throw		Rebounds												
		GP-GS	MIN	AVG	FG-FGA	FG%	3FG-3FGA	3FG%	FT-FTA	FT%	OFF	DEF	TOT	AVG	PF	DQ	A	TO	BLK	STL	PTS	AVG	
15	TOPPIN, JT	9-9	224:45	25.0	67-114	.588	2-10	.200	31-44	.705	36	55	91	10.1	21	0	10	19	17	11	167	18.6	
5	WILLIAMS, Darrion	13-13	367:59	28.3	74-152	.487	15-45	.333	48-56	.857	22	51	73	5.6	26	0	69	25	8	17	211	16.2	
0	MCMILLIAN, Chance	13-13	414:09	31.9	71-122	.582	34-66	.515	26-27	.963	12	40	52	4.0	18	0	27	9	3	14	202	15.5	
1	OVERTON, Kevin	13-1	357:53	27.5	49-105	.467	17-51	.333	27-35	.771	11	42	53	4.1	26	1	16	15	2	12	142	10.9	
4	ANDERSON, Christian	11-0	284:58	25.9	34-68	.500	19-47	.404	9-11	.818	1	24	25	2.3	20	1	28	10	1	15	96	8.7	
33	FEDERIKO, Federiko	11-3	210:28	19.1	43-54	.796	0-0	.000	6-17	.353	23	28	51	4.6	19	1	14	10	6	8	92	8.4	
3	HAWKINS, Elijah	11-10	277:56	25.3	26-75	.347	12-36	.333	21-23	.913	6	23	29	2.6	29	2	60	24	3	22	85	7.7	
35	CAMBRIDGE, Devan	6-2	105:52	17.6	13-22	.591	4-7	.571	3-4	.750	7	14	21	3.5	9	0	2	6	0	2	33	5.5	
24	WALTON, Kerwin	13-13	249:48	19.2	23-62	.371	20-48	.417	5-5	1.000	5	15	20	1.5	18	0	6	6	1	2	71	5.5	
23	YALAH0, Eemeli	6-1	68:09	11.4	9-17	.529	3-6	.500	1-3	.333	4	11	15	2.5	6	0	4	2	1	2	22	3.7	
10	FRANCIS, Jack	6-0	13:19	2.2	1-1	1.000	0-0	.000	0-0	.000	2	0	2	0.3	2	0	0	2	0	0	2	0.3	
6	HORNER, Leon	7-0	14:46	2.1	1-4	.250	0-1	.000	0-0	.000	2	2	4	0.6	2	0	0	1	0	0	2	0.3	
22	GREEN, Corbin	6-0	09:59	1.7	0-0	.000	0-0	.000	0-0	.000	1	2	3	0.5	0	0	1	1	0	1	0	0.0	
Team											22	24	46					5					
Total		13	2600		411-796	.516	126-317	.397	177-225	.787	154	331	485	37.3	196	5	237	135	42	106	1125	86.5	
Opponents		13	2600		300-739	.406	96-280	.343	152-229	.664	139	255	394	30.3	199	5	141	179	32	77	848	65.2	

Team Statistics

	TTU	OPP
Scoring	1125	848
Points per game	86.5	65.2
Scoring margin	+21.3	-
Field goals-att	411-796	300-739
Field goal pct	.516	.406
3 point fg-att	126-317	96-280
3-point FG pct	.397	.343
3-pt FG made per game	9.7	7.4
Free throws-att	177-225	152-229
Free throw pct	.787	.664
F-Throws made per game	13.6	11.7
Rebounds	485	394
Rebounds per game	37.3	30.3
Rebounding margin	+7.0	-
Assists	237	141
Assists per game	18.2	10.8
Turnovers	135	179
Turnovers per game	10.4	13.8
Turnover margin	+3.4	-
Assist/turnover ratio	1.8	0.8

Team Results

Date	Opponent		Score	Att.
11/05/2024	Bethune-Cookman	W	94-61	12034
11/08/2024	Northwestern St.	W	86-65	13610
11/13/2024	Wyoming	W	96-49	11456
11/18/2024	Ark.-Pine Bluff	W	98-64	9847
11/21/2024	vs Saint Joseph's	L	77-78	6941
11/22/2024	vs Syracuse	W	79-74	6572
11/29/2024	Northern Colo.	W	89-64	13274
12/04/2024	DePaul	W	76-62	11465
12/08/2024	vs Texas A&M	L	67-72	12642
12/16/2024	Oral Roberts	W	86-50	9967
12/21/2024	Lamar University	W	101-57	10013
12/31/2024	UCF	L	83-87	12767
01/04/2025	at Utah	W	93-65	7798

TEXAS TECH - LAST 5 GAMES

Game Records

Record	Overall	Home	Away	Neutral
ALL GAMES	3-2	2-1	1-0	0-1
CONFERENCE	1-1	0-1	1-0	0-0
NON-CONFERENCE	2-1	2-0	0-0	0-1

Score by Periods

Team	1st	2nd	OT	TOT
Texas Tech	209	221	0	430
Opponents	158	173	0	331

Team Box Score

No.	Player				Total		3-Point		F-Throw		Rebounds													
		GP-GS	MIN	AVG	FG-FGA	FG%	3FG-3FGA	3FG%	FT-FTA	FT%	OFF	DEF	TOT	AVG	PF	DQ	A	TO	BLK	STL	PTS	AVG		
15	TOPPIN, JT	2-2	41:12	20.6	16-26	.615	0-3	.000	5-10	.500	4	10	14	7.0	5	0	2	2	4	0	37	18.5		
0	MCMILLIAN, Chance	5-5	165:31	33.1	30-52	.577	14-28	.500	10-10	1.000	6	16	22	4.4	3	0	10	4	2	6	84	16.8		
5	WILLIAMS, Darrion	5-5	140:13	28.0	23-52	.442	7-18	.389	21-27	.778	7	18	25	5.0	10	0	31	12	7	6	74	14.8		
33	FEDERIKO, Federiko	4-2	98:00	24.5	27-31	.871	0-0	.000	2-6	.333	12	13	25	6.3	8	0	8	3	2	4	56	14.0		
1	OVERTON, Kevin	5-0	135:50	27.2	19-43	.442	8-22	.364	8-10	.800	6	17	23	4.6	8	0	3	6	2	3	54	10.8		
4	ANDERSON, Christian	5-0	134:43	26.9	17-31	.548	8-19	.421	4-5	.800	1	13	14	2.8	12	1	11	6	1	7	46	9.2		
3	HAWKINS, Elijah	5-5	138:41	27.7	14-39	.359	7-23	.304	9-9	1.000	4	9	13	2.6	14	1	27	12	3	7	44	8.8		
23	YALAH0, Eemeli	4-1	54:56	13.7	7-15	.467	2-5	.400	1-2	.500	3	10	13	3.3	5	0	4	2	0	2	17	4.3		
24	WALTON, Kerwin	5-5	71:51	14.4	5-18	.278	4-13	.308	0-0	.000	2	3	5	1.0	5	0	1	0	1	0	14	2.8		
10	FRANCIS, Jack	3-0	07:07	2.4	1-1	1.000	0-0	.000	0-0	.000	1	0	1	0.3	2	0	0	0	0	0	2	0.7		
6	HORNER, Leon	3-0	08:09	2.7	1-2	.500	0-0	.000	0-0	.000	1	1	2	0.7	1	0	0	0	0	0	2	0.7		
22	GREEN, Corbin	3-0	03:47	1.3	0-0	.000	0-0	.000	0-0	.000	0	1	1	0.3	0	0	1	0	0	0	0	0.0		
Team											16	13	29					4						
Total		5	1000		160-310	.516	50-131	.382	60-79	.759	63	124	187	37.4	73	2	98	51	22	35	430	86.0		
Opponents		5	1000		117-298	.393	38-115	.330	59-87	.678	66	98	164	32.8	71	4	54	60	14	24	331	66.2		

TEXAS TECH • CONFERENCE STATS

Game Records

Record	Overall	Home	Away	Neutral
ALL GAMES	1-1	0-1	1-0	0-0
CONFERENCE	1-1	0-1	1-0	0-0
NON-CONFERENCE	0-0	0-0	0-0	0-0

Score by Periods

Team	1st	2nd	OT	TOT
Texas Tech	88	88	0	176
Opponents	83	69	0	152

Team Box Score

No.	Player				Total		3-Point		F-Throw		Rebounds															
		GP-GS	MIN	AVG	FG-FGA	FG%	3FG-3FGA	3FG%	FT-FTA	FT%	OFF	DEF	TOT	AVG	PF	DQ	A	TO	BLK	STL	PTS	AVG				
15	TOPPIN, JT	2-2	41:12	20.6	16-26	.615	0-3	.000	5-10	.500	4	10	14	7.0	5	0	2	2	4	0	37	18.5				
5	WILLIAMS, Darrion	2-2	56:23	28.2	10-24	.417	0-5	.000	10-13	.769	3	7	10	5.0	5	0	12	3	1	4	30	15.0				
33	FEDERIKO, Federiko	2-0	44:57	22.5	13-15	.867	0-0	.000	0-0	.000	3	4	7	3.5	2	0	1	2	1	0	26	13.0				
3	HAWKINS, Elijah	2-2	55:17	27.6	7-17	.412	4-8	.500	5-5	1.000	2	2	4	2.0	9	1	11	2	0	4	23	11.5				
0	MCMILLIAN, Chance	2-2	70:59	35.5	8-18	.444	3-8	.375	3-3	1.000	3	5	8	4.0	0	0	3	1	0	3	22	11.0				
1	OVERTON, Kevin	2-0	57:07	28.6	6-15	.400	3-8	.375	2-2	1.000	3	4	7	3.5	3	0	0	1	0	1	17	8.5				
4	ANDERSON, Christian	2-0	50:26	25.2	5-8	.625	3-5	.600	2-3	.667	0	3	3	1.5	7	1	5	3	1	1	15	7.5				
24	WALTON, Kerwin	2-2	19:11	9.6	2-6	.333	2-4	.500	0-0	.000	0	1	1	0.5	3	0	1	0	0	0	6	3.0				
22	GREEN, Corbin	1-0	00:04	0.1	0-0	.000	0-0	.000	0-0	.000	0	0	0	0.0	0	0	0	0	0	0	0	0.0				
23	YALAH0, Eemeli	1-0	02:03	2.0	0-1	.000	0-1	.000	0-0	.000	1	1	2	2.0	1	0	0	0	0	0	0	0.0				
10	FRANCIS, Jack	1-0	01:11	1.2	0-0	.000	0-0	.000	0-0	.000	0	0	0	0.0	1	0	0	0	0	0	0	0.0				
6	HORNER, Leon	1-0	01:11	1.2	0-0	.000	0-0	.000	0-0	.000	0	0	0	0.0	0	0	0	0	0	0	0	0.0				
Team											9	4	13					1								
Total		2	400		67-130	.515	15-42	.357	27-36	.750	28	41	69	34.5	36	2	35	15	7	13	176	88.0				
Opponents		2	400		51-108	.472	16-46	.348	34-48	.708	22	41	63	31.5	33	1	24	23	4	6	152	76.0				

Team Statistics

	TTU	OPP
Scoring	176	152
Points per game	88.0	76.0
Scoring margin	+12.0	-
Field goals-att	67-130	51-108
Field goal pct	.515	.472
3 point fg-att	15-42	16-46
3-point FG pct	.357	.348
3-pt FG made per game	7.5	8.0
Free throws-att	27-36	34-48
Free throw pct	.750	.708
F-Throws made per game	13.5	17.0
Rebounds	69	63
Rebounds per game	34.5	31.5
Rebounding margin	+3.0	-
Assists	35	24
Assists per game	17.5	12.0
Turnovers	15	23
Turnovers per game	7.5	11.5
Turnover margin	+4.0	-
Assist/turnover ratio	2.3	1.0
Steals	13	6
Steals per game	6.5	3.0
Blocks	7	4
Blocks per game	3.5	2.0
Winning streak	1	-
Home win streak	0	-
Attendance	12767	7798
Home games-Avg/Game	1-12767	1-7798
Neutral site-Avg/Game	-	0-0

Team Results

Date	Opponent			Score	Att.
12/31/2024	UCF	L		83-87	12767
01/04/2025	at Utah	W		93-65	7798

## TEXAS TECH • NOTES

### ASSOCIATED PRESS TOP 25 - WEEK 9 - RELEASED ON 1/6/25

RANK	TEAM	REC.	POINTS	PREV.
1	Tennessee (45)	14-0	1484	1
2	Auburn (15)	13-1	1453	2
3	Iowa State	12-1	1369	3
4	Duke	12-2	1309	4
5	Alabama	12-2	1260	5
6	Kentucky	12-2	1154	10
7	Marquette	13-2	1134	8
8	Florida	13-1	1045	6
9	UConn	12-3	964	11
10	Texas A&M	12-2	924	13
11	Kansas	10-3	809	7
12	Houston	10-3	768	14
13	Illinois	11-3	693	22
14	Mississippi State	13-1	690	17
15	Oregon	13-2	624	9
16	Michigan State	12-2	616	18
17	Oklahoma	13-1	553	12
18	Gonzaga	12-4	469	19
19	Memphis	12-3	384	21
20	Purdue	11-4	374	20
21	West Virginia	11-2	277	NR
22	UCLA	11-3	234	15
23	Ole Miss	12-2	219	24
24	Michigan	11-3	160	NR
25	Utah State	14-1	119	NR

**Others receiving votes:** Pittsburgh 91, Arkansas 62, Nebraska 62, Baylor 32, Wisconsin 31, St. John's 27, San Diego St. 26, Cincinnati 22, Clemson 19, Maryland 7, Georgia 6, St. Bonaventure 6, **Texas Tech 6**, Indiana 6, Missouri 5, Arizona 3, Dayton 1, Georgetown 1, Vanderbilt 1, Xavier 1.



BIG 12 CONFERENCE

#### Big 12 Player of the Week

Nov. 11: Hunter Dickinson, Kansas, C, Gr.  
 Nov. 18: Hunter Dickinson, Kansas, C, Gr.  
 Nov. 25: Norchad Omier, Baylor, F, 5th  
 Dec. 2: Keshon Gilbert, Iowa State, G, Sr. & Javon Small, WVU, G, Sr.  
 Dec. 9: Keshon Gilbert, Iowa State, G, Sr.  
 Dec. 16: Hunter Dickinson, Kansas, C, Gr.  
 Dec. 23: Darrion Williams, Texas Tech, G/F, Jr.

#### Big 12 Newcomer of the Week

Nov. 11: Egor Demin, BYU, G, Fr. & Zeke Mayo, Kansas, G, Sr.  
 Nov. 18: Egor Demin, BYU, G, Fr. & Joson Sanon, Arizona State, G, Fr.  
 Nov. 25: JT Toppin, Texas Tech, F, So.  
 Dec. 2: Tucker DeVries, West Virginia, G/F, Sr.  
 Dec. 9: Joshua Jefferson, Iowa State, F, Jr.  
 Dec. 16: Joshua Jefferson, Iowa State, F, Jr. & Zeke Mayo, Kansas, G, Sr.  
 Dec. 23: Jayden Quaintance, Arizona State, F, Fr.

#### Preseason Big 12 Poll

- Kansas (9 first-place votes) - 215 points
- Houston (5) - 211
- Iowa State (1) - 194
- Baylor - 185
- Arizona (1) - 179
- Cincinnati - 140
- Texas Tech - 135
- Kansas State - 133
- BYU - 116
- TCU - 90
- UCF - 83
- Arizona State - 64
- West Virginia - 62
- Oklahoma State - 46
- Colorado - 37
- Utah - 30

#### Preseason All-Big 12 First Team

Caleb Love, Arizona; LJ Cryer, Houston; J'Wan Roberts, Houston; Tamin Lipsey, Iowa State; Hunter Dickinson, Kansas

#### Preseason All-Big 12 Second Team

Norchad Omier, Baylor; Jeremy Roach, Baylor; Keshon Gilbert, Iowa State; Dajuan Harris Jr., Kansas; Coleman Hawkins, K-State

**Preseason Player of the Year:** Hunter Dickinson, Kansas

**Preseason Co-Newcomer of the Year:** Jeremy Roach, Baylor

**Preseason Co-Newcomer of the Year:** Coleman Hawkins, K-State

**Preseason Freshman of the Year:** VJ Edgcombe, Baylor

**PROVO, Utah** – A two-game road trip in the state of Utah continues for Texas Tech when it takes on BYU at 8 p.m. (CST) on Tuesday at the Marriott Center in Provo, Utah. The game will be streamed on ESPN+ and the radio broadcast can be heard on SiriusXM channel 383, as well as on the Varsity app.

"BYU has a dynamic offense and great size and length at multiple positions," Texas Tech coach Grant McCasland said. "They also have great experience. We're going to be playing against them in one of the greatest atmospheres in the country and have to come out ready to play. It'll definitely be a challenge but our team is really looking forward to it."

The Red Raiders (10-3, 1-1 Big 12) are coming off matching the program's second largest margin of victory in a Big 12 road game with a 93-65 win at Utah on Saturday and enter the matchup as the national leader in field goal percentage and effective field goal percentage along with topping the conference at 78.7 percent from the free-throw line and ranking second in 3-point percentage and scoring offense. BYU (10-3, 1-1 Big 12) split its conference-opening games with a 76-56 win over Arizona State at home before taking an 86-55 loss at No. 14 Houston on Saturday in Texas.

The Red Raiders, who are scoring 86.5 points per game, earned the 28-point win over the Utes in Salt Lake City with six players scoring in double figures, the team shooting 58.6 percent from the field and going 46.2 percent from 3-point range. As a team, Tech tops the nation by shooting 51.6 percent from the field and is 13th nationally with its 39.7 percentage from 3-point range. The 93 points against the Utes were the most conference points in regulation since scoring 91 at home in a win over Kansas in 2019 and matched the sixth highest scoring conference game in program history (record: 102-75 win over Texas A&M in 1998). In the record book, the 28-point conference road win is only behind a 30-point win at Iowa State (87-57) in 2020 and matched the second most at Oklahoma State in 2019 (78-50).

"The biggest difference in our team's success is going to be can we keep a defensive physicality when our shots aren't going in," McCasland said. "The thing about playing at Utah is we were making baskets. That allowed us to keep playing with energy throughout the game. Our challenge is going to be if shots aren't going in, how gritty can we stay. We'll have that opportunity to prove what we can do against a BYU team which is really good on both ends."

The Cougars are 8-0 on their home court, average 82.5 points per game, lead the conference with 10.9 made 3-pointers per game and 30.2 attempts from deep per game along with owning an 11.2 rebounding margin advantage over their opponents. They are currently second in the Big 12 with a 56.8 effective field goal percentage behind only Tech and are fifth by shooting 48.0 from the field. Richie Saunders leads BYU with 13.5 points per game, while Egor Demin is adding 11.3, Kanon Catchings is scoring 10.8 and Trevin Knell gives the team four double-figure scorers at 10.4. Demin leads the Big 12 with 6.0 assists per game and Keba Keita is fourth in the league with 8.4 rebound per game while Fousseyni Traore is adding 6.6 rebounds which ranks 12th within the conference rankings. Knell led BYU in Houston with 12 points after going 4-for-6 on 3-pointers, while Demin had seven assists but was limited to three points on 1-for-6 shooting. Saunders finished with nine points after going 1-for-5 on 3s after going off for 30 points with six 3-pointers in the win over Arizona State. He is currently 25-for-61 (41.0 percent) from 3-point range this season while the Cougars are shooting 36.2 percent from beyond the arc as a team.

Tech will be playing its third game ever in Provo, Utah in program history after sweeping the Cougars last season, earning an 85-78 win in Lubbock before taking an 81-67 win in the Big 12 Championship quarterfinals. The all-time series is now tied 3-3 with Tech returning to Provo for the first time since the 1993 season. BYU is in its second season in the Big 12 after its inaugural season where it went 23-11 overall and 10-8 within conference play. Head coach Kevin Young is in his first season at BYU after being the associate head coach of the Phoenix Suns.

Darrion Williams led Tech with 19 points, nine assists and five rebounds in the win over the Utes, while Federiko Federiko added 14 points on 7-for-9 shooting from the field. Christian Anderson scored 13 points by going 3-for-4 on 3-pointers, Elijah Hawkins had eight assists and a season-high 12 points, JT Toppin provided 11 points and Chance McMillian finished with 10 points, six rebounds and three assists in a team-high 35:27 of playing time. Tech was 12-for-26 on 3-pointers for its eighth game of the season with 10 or more 3-pointers and also went 13-for-18 at the free-throw line. The Red Raiders had 22 assists for their fourth game this season with 20-plus and protected possession with only five turnovers. Tech is now 177-of-225 (78.7 percent) at the free-throw line and 126-for-317 (39.7 percent) from 3-point range.

Tech is unranked in the national polls but moved up to No. 14 in the Kenpom ratings and is now at No. 21 in the NCAA NET following the win at Utah.

Four players are scoring in double figures this season with Toppin (18.6), Williams (16.2), McMillian (15.5) and Kevin Overton (10.9) while Toppin leads the team with 10.1 rebounds per game and Elijah Hawkins and Williams are both over five assists per game. McMillian leads the Big 12 and is second nationally by shooting 51.5 percent (34-for-66) on 3-pointers for the season, is fourth in the Big 12 by shooting 58.2 percent (71-for-122) from the field, eighth with 2.62 3-pointers per game and is ninth in scoring. Williams, who leads the Big 12 with 69 total assists and is fifth in scoring average, was named the Big 12 Player of the Week after going off for a season-high 23 points in the win over Lamar in the team's final non-conference game. Hawkins ranks third in the conference with 5.5 assists per game while Williams is fourth with 5.3 assists per game. Toppin missed the final four non-conference games and falls below minimums for official stat rankings but would be second in the Big 12 in scoring and rebounding.

Texas Tech will follow its game against BYU by hosting No. 3 Iowa State at 1 p.m. on Saturday at United Supermarkets Arena.

#### GAME INFORMATION

Matchup: Texas Tech (10-3, 1-1) at BYU (10-3, 1-1)

Location: Provo, Utah

Venue: Marriott Center

Tip: 8 p.m. (CST), Tuesday, January 7, 2025

TV: ESPN+

TV CALL: Ted Emrich (play-by-play), Corey Williams (analyst)

TEXAS TECH SPORTS NETWORK: Geoff Haxton (play-by-play), Chris Level (analyst)

CONTINUED

**McCasland** is now 244-103 (70.3%) in his career after the win at Utah, including his Texas Tech records of 33-14 overall, 12-8 in Big 12 games, 23-3 at home and 5-6 in true road games. Last season, McCasland led Tech to six wins over ranked opponents and is now 6-6 against AP Top 25 teams as Tech's head coach. McCasland's roster has 13 players on it this season, including two fifth-year seniors (McMillian, Kerwin Walton), two seniors (Hawkins, Federiko Federiko), three juniors (Jack Francis, Corbin Green, Williams), three sophomores (Overton, Toppin, Yalaho) and three freshmen (Anderson, Jazz Henderson, Leon Horner).

**Williams** led Tech with 19 points, nine assists and five rebounds at Utah and is now averaging 16.2 points, 5.6 rebounds and 5.3 assists per game. It was his sixth game with 19 or more points this season and his fourth game with eight or more assists. He earned Big 12 Player of the Week after going off for a season-high 23 points in the win over Lamar along with providing nine assists against ORU in the two games leading into conference play. It was his second Big 12 Player of the Week honor in his career after winning it in the final week last season. He now has 11 straight games scoring in double figures after also producing 11 points in the conference opener against UCF. His season-best 23 points against Lamar came with him matching a career-high by making four 3-pointers and it was his 40th career game scoring in double figures. He had produced 20-plus points in three straight games after going for 20 points, six rebounds, three assists and three steals in the win over DePaul along with scoring a team-high/season-high 21 points against Northern Colorado to go along with 10 rebounds for his first double-double of the season and the 11th of his career. In Brooklyn, he earned Legends Classic All-Tournament honors after leading the Red Raiders with a season-high 20 points against Syracuse in a game where he also had six rebounds and three assists. The 20-point performances in a career-best three straight games against Syracuse, Northern Colorado and DePaul gives him three this season and four in his career coming into the Utah road trip. His trip to Brooklyn also saw him provide 18 points, six rebounds and three assists against Saint Joseph's. He recorded a career-high 11 assists and nearly became the third Red Raider in history to have a triple-double after adding eight points and eight rebounds in the win over Northwestern State. Williams is Tech's leading returner from last year's roster with 11.4 points, 7.5 rebounds and nine double-doubles after a sophomore season where he earned All-Big 12 Third Team and All-Big 12 Newcomer Team honors. He made 33 starts last season, scoring in double-figures in 19, including a program-best performance where he went 12-for-12 from the field and scored 30 points in a 79-50 home win over No. 6 Kansas. A Sacramento, California native who played his freshman season at Nevada, he finished his first season at Tech shooting 131-for-265 (49.4 percent) from the field and 44-for-96 (45.8 percent) on 3-pointers along with providing 82 assists, 38 steals and 11 blocked shots. In Big 12 play, Williams averaged 13.1 points per game and was 23-for-44 on 3-pointers which is the second best in program history for percentage at a 52.3 percent. He established a career-high with 14 rebounds in a non-conference win over Texas A&M-Corpus Christi and had his ninth double-double of the season with 16 points and 11 rebounds in a win over Baylor in the regular-season finale. His 19th double-figure scoring performance of his sophomore season came with 10 points against NC State in the NCAA Tournament. Williams now has 42 games scoring in double figures in his career with 12 this season. In his second season at Tech, he's now at 839 points, 561 rebounds and 241 assists through 79 career games.

**McMillian** leads the Big 12 and is second nationally by shooting 51.5 percent (34-for-66) from 3-point range this season and is averaging 15.5 points, 4.0 rebounds and 2.1 assists per game after contributing 10 points, six rebounds and three assists at Utah. A fifth-year senior, he was 2-for-4 on 3-pointers against the Utes and has now made two or more 3s in 10 of 13 games this season. He has scored 20 or more points in seven games in his career after a three-game streak which was capped by 20 points against ORU where he went 8-for-9 from the field and 3-of-4 from 3-point range. He made five 3-pointers and finished with a game-high/season-high 23 points in the loss against Texas A&M after he had led Tech with 22 points in the win over DePaul. He has scored in double figures in 12 of 13 games this season, in 60 games throughout his career and now has scored 20 or more points in seven games in his career. He leads Tech by playing 31:51 minutes per game and with his 34 made 3-pointers. McMillian had scored in double figures for the sixth straight game after going for 13 points with three 3-pointers against Syracuse before he had 17 points in the loss against Saint Joseph's during the team's trip to Brooklyn. His only non-double figure scoring performance came with nine points against Northern Colorado in a game where he was 6-for-6 at the free-throw line but attempted only four shots from the field. He arrived in Brooklyn after going for 11 points with three 3-pointers and matching his career-high with six assists against UAPB following 16 points on a 4-for-4 display from 3-point range against Wyoming. He also drilled four 3-pointers and went off for 17 points, five assists and five rebounds against Bethune-Cookman in the season opener. Last season, McMillian averaged 10.8 points per game and was 65-for-168 (38.7 percent) on 3-pointers in his first season as a Red Raider where he recorded 18 double-figure scoring performances that included a career-high 27 points at Oklahoma where he went 6-for-8 on 3-pointers. A California native, he scored 17 points in the Big 12 Championship quarterfinal win over BYU and had 15 points against Houston in the semifinals. McMillian was selected as the Big 12 Newcomer of the Week twice during the season, the first time against going off for 24 points at Butler where he went 8-for-10 on 3-pointers. He finished the year 40-for-44 at the free-throw line, including going 26-for-28 in conference play. McMillian has made three or more 3s in seven games this season and is currently 206-for-498 (41.4 percent) on 3-pointers in his career. A starter throughout the year, he enters his 14th game of the season with 1,229 points, 215 assists, 92 steals, 413 rebounds and those 60 double-figure scoring performances through 137 games played in his career.

**Toppin** missed the final four non-conference games before returning to the court against UCF to record his fifth double-double of the season (17th career) where he finished with a season-high 26 points, 10 rebounds and matched a season-best with four blocked shots before going for 11 points and four rebounds in the win at Utah. He is currently leading the Red Raiders with 18.6 points, 10.1 rebounds and 1.9 blocks through his nine games played this season. He had missed the past four games against Lamar, ORU, Texas A&M and DePaul with a lower body injury before returning to the starting lineup and playing just under 28 minutes. In his last game played against Northern Colorado before the injury, he recorded his fourth double-double of the season and 16th of his career with 15 rebounds and 11 points in the win. He is the only player on Tech's roster to score in double figures in every game he's played this season. Toppin was named the Big 12 Newcomer of the Week after the trip to Brooklyn in a three-game week where he had two double-doubles and averaged 17.0 points and 11.7 rebounds. He capped the award-winning week with 15 points, six rebounds and three blocked shots against Syracuse after recording his 15th career double-double by going for 22 points and a career-high 18 rebounds against Saint Joseph's. He was on a streak of three straight double-doubles after also going for 14 points and 11 rebounds against Arkansas-Pine Bluff in Lubbock after dropping 24 points on Wyoming to go along with 12 rebounds for his 13th career double-double. His 12 offensive rebounds against Saint Joseph's were the second most in Texas Tech program history — only behind Will Flemons who had 15 against Houston on February 14, 1990. Against UAPB, he was 10-for-15 from the field for his second straight game with 10 makes. He's currently 67-for-114 (58.8 percent) from the field this season after also having games on his resume of 10-for-11 from the field against Northwestern State after an 8-for-12 shooting performance against Bethune-Cookman. Toppin transferred to Tech after being named the Mountain West Conference Freshman of the Year last season following a freshman season at New Mexico where he averaged 12.4 points and 9.1 rebounds. He also provided 68 blocked shots, 38 steals and recorded 12 double-doubles which was tied for the 38th most in the nation. A Dallas native, Toppin returned to his home state after a freshman season where he recorded 23 double-figure scoring performances in 35 games. His first career double-double came with 15 points and 10 rebounds against UT Arlington and was highlighted by him going for a career-high 27 points and 11 rebounds against Toledo. Averaging 1.9 blocks per game as a freshman, he had a career-best five blocks in games against San Diego State,

## SEASON/CAREER PRODUCTION

Double-Figure Scoring	2024-25	NCAA
Elijah Hawkins	4	66
Chance McMillian	12	60
Darrion Williams	12	42
JT Toppin	9	32
Kerwin Walton	2	29
Kevin Overton	6	25
Federiko Federiko	3	13
Christian Anderson	4	4
Eemelie Yalaho	1	2

## Double-Figure Rebounding

Darrion Williams	1	22
JT Toppin	5	22
Federiko Federiko	1	6

## Double-Doubles

JT Toppin	5	17
Elijah Hawkins	1	11
Darrion Williams	1	11
Federiko Federiko	1	3

## 20+ Scoring

Chance McMillian	3	7
JT Toppin	4	7
Elijah Hawkins	0	6
Kevin Overton	1	4
Darrion Williams	4	5
Kerwin Walton	1	2
Federiko Federiko	1	2
Christian Anderson	1	1



Grant McCasland helped the USA claim the gold medal at the 2024 FIBA Men's U18 AmeriCup with a 110-70 win over Argentina. McCasland serves as an assistant coach for the USA Basketball Men's Junior National Team with Tommy Lloyd and Micah Shrewsberry.

## RED RAIDER 20-WIN SEASONS (17 in 99 seasons)

1939-40:	21-7 - Berl Huffman
1948-49:	21-9 - Polk Robison
1953-54:	21-5 - Polk Robison
1975-76:	25-6 - Gerald Myers
1976-77:	20-9 - Gerald Myers
1984-85:	23-8 - Gerald Myers
1994-95:	20-10 - James Dickey
1995-96:	30-2 - James Dickey
2001-02:	23-9 - Bob Knight (*first season)
2002-03:	22-13 - Bob Knight
2003-04:	23-11 - Bob Knight
2004-05:	22-11 - Bob Knight
2006-07:	21-13 - Bob Knight
2017-18:	27-10 - Chris Beard
2018-19:	31-7 - Chris Beard (*program wins record)
2021-22:	27-10 - Mark Adams (*first season)
2023-24:	23-11 - Grant McCasland (*first season)

San Jose State and UNLV. He also had 25 points and 13 rebounds at Air Force and 21 points at Boise State. His 12th double-double of the season came with him going off for 13 points and 11 rebounds against San Diego State in the MWC tournament. Toppin finished his first collegiate season going 193-for-310 (62.3 percent) from the field with 11 3-pointers. He was ranked No. 12 in ESPN's transfer rankings and was the third-best transfer still available when he signed on May 28. Toppin comes into the matchup at BYU with seven career games of 20-plus point scoring performances, 32 double-figure scoring games and 612 total points through 45 career games played.

**Hawkins** is third in the NCAA active rankings with 6.29 assists per game in his career after his eight assists in the win at Utah where he had a season-high four 3-pointers and 12 points scored. He is sixth in the career rankings with 648 total assists after providing three assists and 11 points against UCF to begin conference play. A senior in his first season at Texas Tech, Hawkins is currently averaging 7.7 points, 5.5 assists and 2.0 steals through 11 games played this season after missing the first two games with a lower body injury. He is third in the Big 12 with his assists average this season and eighth with a 2.50 assist-to-turnover ratio with only one turnover in the games against UCF and Utah. Among active NCAA career leaders, he also ranks 17th with 1.85 steals per game, 26th with 191 career steals and 24th with a 1.82 assist-to-turnover ratio. For his career, Hawkins is 146-for-393 (37.2 percent) on 3-pointers with a career-high five 3-pointers made last season against Coppin State. He has also made 286 free throws (21-for-23 this season). He recorded his 11th career double-double against UAPB after providing 11 assists, 10 points and five steals in his first start as a Red Raider. He made his Texas Tech debut by going for a team-high five assists and adding seven points in just under 13 minutes of play against Wyoming and has recorded three or more assists in every game he's played this season. A Washington, D.C. native, Hawkins was second nationally last season with 7.5 assists per game at Minnesota where he also averaged 9.5 points and had six double-doubles as an All-Big 10 honorable mention selection before transferring to Texas Tech to play his final season. Hawkins scored a career-high 24 points against Ohio State last season and had a 17-assist performance against IU Indy in a non-conference win for his career-best. He began his collegiate career with two seasons at Howard before playing one at Minnesota. Last season, he had eight games with double-figure assists, including dishing out 15 assists and scoring 11 points in a win over Butler in the NIT and also having double-doubles against Nebraska (12p/11a), Maine (12p/10a), Northwestern (13p/10a) at home, Illinois (12a/10p) and at Northwestern (14p/10a). He has a team-high 66 games with double-figure scoring performances in his career. Hawkins is on the Bob Cousy Award Watch List and currently has 1,162 points, 648 assists and 191 steals through 103 games played in his career. His season-high 12 points at Utah was the fourth game he's scored in double figures this season and surpassed his previous season-best of 11 points against UCF and Syracuse.

**Walton** is eighth nationally in active 3-point percentage at 42.7 percent (189-for-443) in his career after going 2-for-4 and finishing with six points in the win at Utah. He is currently 20-for-48 (41.7 percent) from beyond the arc through 13 games this season. A starter in all 13 games this season, he is averaging 5.5 points per game. Walton opened this season with a career-high seven 3-pointers and led the Red Raiders with 21 points in the season-opening win over Bethune-Cookman. He's made three or more 3-pointers in three games this season. His 21 points in the opener marked his second career game with 20 or more points in his career only being surpassed by his career-best 22-point performance last season against Omaha. The seven 3-pointers were the most for a Red Raider since McMillian made eight last season at Butler and two off from Alan Voskuil's program record of nine against Kansas back on March 4, 2009. A Minnesota native, Walton averaged 8.5 points per game last season and finished 65-for-136 (47.8 percent) from beyond the arc. His percentage was second nationally and second in program history. He scored a career-high 22 points in a non-conference win over Omaha where he was 6-for-7 on 3-pointers and 8-for-9 from the field. In Big 12 play, Walton started all 18 games last season with a pair of 18-point scoring performances in road games at Houston and UCF. He finished the season with 11 double-figure scoring performances with 12 points against BYU in the Big 12 Championship quarterfinal win in Kansas City. He had eight games with three or more 3s, with a 3-for-4 outing against NC State in the NCAA Tournament First Round being the final one. Starting his career with two seasons at North Carolina, Walton has now played 73 games with 46 starts at Texas Tech where he is 108-for-240 (45.0 percent) from 3-point range as a Red Raider. He travels to Provo with 791 points through 133 career games played on his statistical resume. He had a career-high seven rebounds in the win over BYU in last season's conference tournament.

**Overton** is averaging 10.9 points, 4.1 rebounds and 1.2 assists per game after contributing nine points against UCF in the Big 12 opener and eight points and five rebounds in the win at Utah. He provided 17 points against Lamar and Texas A&M and is the top scorer off the bench for the Red Raiders. He also scored a season-high 20 points against Northern Colorado and has six double-figure scoring performances going into the 14th game of the season. A sophomore in his first season at Texas Tech, his 20-point production was the fourth time in his young career with 20 or more points. He also had six rebounds against Lamar to match a season-high and had six straight games with five or more rebounds going before having two against UCF. Overton also scored 19 points in a game against Northwestern State where he was 8-for-9 from the free-throw line after 10 points in his only appearance from the starting lineup in his Red Raider debut against Bethune-Cookman. Overton joined the Texas Tech program this season after a freshman year at Drake where he provided 11.3 points, 3.3 rebounds and 1.1 assists as a starter in 35 games (29.9 minutes per game). An Oklahoma City native, he scored in double figures in 19 games with a career-high 23 points coming against Murray State in his freshman season. Overton finished his first collegiate season shooting 62-for-179 on 3-pointers and contributed 21 steals. He scored 20 or more points in three games with 22 against Oakland and 21 against Saint Louis before his 23-point performance against Murray State where he was 8-for-11

**RECORD BY STARTING LINEUP**

1. Williams • Walton • Toppin • McMillian • Overton	(1-0)
2. Williams • Walton • Toppin • McMillian • Cambridge	(2-0)
3. Williams • Walton • Toppin • McMillian • Hawkins *last game at Utah	(4-2)
4. Williams • Walton • McMillian • Hawkins • Federiko	(2-1)
5. Williams • Walton • McMillian • Hawkins • Yalaho	(1-0)

**RECORD BREAKDOWN**

	OVERALL	BIG 12
At Home	8-1	0-1
On Road	1-0	1-0
At Neutral Sites	1-2	0-0
Against Top-10 Opponent	0-0	0-0
Against AP Top-25	0-1	0-0
Overtime Games	0-0	0-0
Double-Figure Margins	9-0	1-0
Games Decided by 10 Pts or Less	0-0	0-0
Games Decided by 5 Pts or Less	1-3	0-1
Games Decided by one possession	0-1	0-0

**SCORING**

Texas Tech Leads at Halftime	9-0	1-0
Texas Tech Trails at Halftime	0-3	0-1
Tied at Halftime	1-0	0-0
Texas Tech Scores Less Than 60	0-0	0-0
Texas Tech Scores 60-69	0-1	0-0
Texas Tech Scores 70-79	2-1	0-0
Texas Tech Scores 80-89	3-1	0-1
Texas Tech Scores 90+	4-0	1-0
Texas Tech Scores 100+	1-0	0-0
Opponent Scores Less Than 50	1-0	0-0
Opponent Scores Less Than 60	2-0	0-0
Opponent Scores 60-69	6-0	1-0
Opponent Scores 70 -79	1-2	0-0
Opponent Scores 80-89	0-1	0-1
Opponent Scores 90-plus	0-0	0-0

**HIGH/LOW SEASON PERFORMANCES**

TTU High Scoring	101 vs. Lamar (44 win margin); 98 vs. UAPB (34 win margin)
TTU Largest Margin of Victory	47 points vs. Wyoming (96-49); 44 points vs. Lamar (101-57)
TTU Low Scoring	67 vs. Texas A&M (5-point loss margin)
Opponent High Scoring	87 by UCF (4 loss margin); 78 by Saint Joseph's (1 loss margin)
Opponent Low Scoring	49 by Wyoming (47 loss margin)
Largest Halftime Lead	27 vs. Lamar (led 49-22); 26 vs. Wyoming (led 46-20)
Largest Halftime Deficit	(10) 45-35 vs. St. Joseph's; (6) 47-41 vs. UCF
Highest Halftime Points	50 vs. Bethune (led 50-28); vs. N Colorado (led 50-29)
Lowest Halftime Points	31 vs. Saint Joseph's (tied) and Texas A&M (down 3)
Player points at halftime	17 (Williams vs. Bethune); 16 (Toppin vs. Wyoming)
Opponent Low Halftime Points	19 by ORU (Tech led 41-19); 22 by Lamar (Tech led 49-22)
Largest Runs	17-0 vs. Bethune; 17-0 vs. ORU

from the field with five 3-pointers. Overton played one prep season at Sunrise Christian before beginning his collegiate career. He has 536 points, 170 rebounds and 25 double-figure scoring performances through 48 games in his collegiate career.

**Anderson** went for 13 points with three 3-pointers for his fourth double-figure scoring performance in the win at Utah and is now averaging 8.7 points per game to begin his freshman season. He scored a career-high 20 points against Lamar after going 8-for-10 from the field and 2-of-4 from 3-point range in the non-conference finale before leading Tech with five assists against UCF. After going 3-for-4 from 3-point range at Utah, he is 19-for-47 (40.4 percent) from deep. His 20 points against Lamar marked the third double-figure scoring performance of his season after he also recorded 11 points against ORU and a previous career-high 12 points against Northern Colorado where he was 4-for-6 on 3-pointers. Against ORU, Anderson was 3-for-8 from 3-point range and also had four rebounds. Through 11 games played (after missing the first two of the season with a lower body injury), he already has five games with four assists and six with three or more. Anderson led Tech with four assists and provided five points in the loss to Saint Joseph's before providing seven points and an assist in the win over Syracuse in Brooklyn. He also had eight points, four assists and three steals against UAPB where he was 2-for-4 from 3-point range in his second game of the season. He made his collegiate debut against Wyoming where he scored nine points and contributed four assists and three steals in over 25 minutes of play as a reserve. Anderson missed the first two games of the season with a lower body injury but made his presence felt early with a 3-pointer for his first points and finished the night against Wyoming shooting 4-for-7 from the field. He signed with Texas Tech on May 21, 2024, as a four-star recruit following one season at Oak Hill Academy where he averaged 19.1 points and 4.6 assists per game. Originally a Michigan signee, Anderson opened his recruitment and joined the Red Raiders who he practiced with in June before going overseas in July to lead Germany to the 2024 FIBA U18 Eurobasket Championship this season. He averaged 20.3 points and 5.0 assists per game in the tournament, including going off for 31 points and five assists in the finals against Serbia. An Atlanta, Georgia native, Anderson played at The Lovett School where he averaged 23.7 points in his high school career with 2,038 points. As a junior at The Lovett School, before Oak Hill, Anderson averaged 26.1 points and 4.1 assists

**CONTINUED**

with three games of 40 or more points. Anderson is currently 34-for-68 (50.0 percent) from the field and has 28 total assists and 15 steals this season.

**Federiko** led the Tech reserves with 14 points and added three rebounds in the win at Utah where he shot 7-for-9 from the field. He traveled to Utah after a performance against UCF where he had 12 points on 6-for-6 shooting from the field and also added four rebounds in the conference opener. He is now averaging 8.4 points and 4.6 rebounds through the 11 games he's played this season where he is 43-for-54 (79.6 percent) from the field. Federiko had a career night against Oral Roberts in non-conference play, going for a career-best 23 points and adding 12 rebounds for his first double-double of the season and the third in his career. He missed the Lamar game with an upper body injury before returning for Big 12 play. He was 11-for-13 (84.6 percent) from the field against ORU and also finished the game with a career-high five assists and six offensive rebounds. It was his first game in double-figure scoring as a Red Raider and came in his third start of the season. Federiko provided seven points, six rebounds and a career-high four steals against Texas A&M. He began this season going 9-for-9 after making his only shot against Saint Joseph's before going 1-for-3 against Syracuse and 2-for-3 against Northern Colorado where he finished with five points and three assists. Against Texas A&M, Federiko was 3-for-3 from the field. In a season-high 31 minutes against DePaul, Federiko was 4-for-8 from the field and finished with three offensive rebounds. He had previously scored a season-high eight points for the first time in the win over Wyoming where he was 4-for-4 from the field. The tallest Red Raider on the roster at 6-foot-11, he is a senior in his first and final season at Texas Tech following two years at Pitt. A Finland native, Federiko is coming off a season where he averaged 4.7 points, 5.2 rebounds and had 43 blocked shots as a starter in 26 games. He had a career-high 22 points against North Florida last season and finished with eight games in double-figure scoring as a sophomore and two last season. In 2022-23, he went for 13 points and eight points at Florida State and produced his only double-double of the season with 17 points and 14 rebounds against Sacred Heart. Last season, he had a double-double with 13 points, 10 rebounds and four blocks against North Carolina A&T. As a sophomore, Federiko recorded 18 games with two or more blocks, including having four blocks in games against Miami, Vanderbilt and North Carolina before having six games with three or more blocks last season. Federiko was a NJCAA All-America as a freshman at Northern Oklahoma. He now has 480 points, 408 rebounds, 107 blocks and 13 double-figure scoring performances through 79 games at the NCAA level.

**Yalaho** made his first career start and scored a career-high 13 points in the win over Lamar after going 5-for-8 from the field, including 2-of-2 on 3-pointers. He had two rebounds in two minutes of play against Utah after not playing against UCF. Yalaho also had five rebounds against Lamar in his fifth game played of the season. He was coming off a game where he provided three rebounds and two points in the win over ORU in 13 minutes of playing time. He made his season debut against Northern Colorado where he had two points, one rebound and a block in four minutes of play and also had two points and three rebounds against Texas A&M. Yalaho had missed the previous six games to start his sophomore season with a lower body injury. He entered this season after playing in 17 games last season as a freshman, including scoring a previous career-high 10 points against Houston in the Big 12 Championship semifinals. A Finland native, Yalaho was 16-for-33 from the field and averaged 2.5 points and 1.5 rebounds per game. He had a career-best six rebounds at UCF where he also had eight points. Against Houston in Kansas City, Yalaho scored in double figures for the first time in his career after he also provided seven points and three rebounds in the regular-season finale win over Baylor. Over the summer, Yalaho returned to Finland where he participated in workouts with his national team. Yalaho has played in 23 career games where he is averaging 2.8 points and 1.8 rebounds.

**Green** has appeared in six games this season after he joined the Texas Tech program as a walk-on in September. He played the previous two seasons at Air Force. A Midlothian native, Green returned to his home state having played in 36 career

games and produced 46 blocked shots. As a freshman in the 2022-23 season, Green started 12 games and played in 24 at Air Force where he averaged 6.5 points and had 34 blocks. Last season, he played in 12 games where he averaged 2.7 points, 2.8 rebounds and had 12 blocked shots. His career-best came with 17 points and 12 rebounds against USC Update on November 21, 2022. Green is a junior with one year of eligibility remaining after this season.

**Francis** has appeared in six games this season and 11 in his career. He recorded his first field goal in his career with a layup against ORU for his first points of the season. He is a walk-on who played in five games last season for the Red Raiders. He scored his first career points with a pair of free throws against Sam Houston in a non-conference win and had two rebounds against Kansas and Oklahoma State in Big 12 play. An Austin native, Francis was a practice player for the program during the 2022-23 season before earning a spot on the roster. He was a 1,000-point scorer at Anderson High School.

**Horner** scored his first career points in the win over ORU and has now made seven appearances this season. He is a true freshman who joined the Texas Tech program after playing at Dynamic Prep and Frisco Memorial. As a senior at Dynamic Prep, Horner averaged 14.5 points, 6.0 rebounds and 3.0 assists per game. He was a McDonald's All-American nominee and helped the program to the Texas Christian Athletic League 6A State Championship. He earned T-CAL All-State Second Team honors. At Frisco Memorial, Horner was a three-time all-district selection who had 889 points, 419 rebounds and 121 assists in three seasons.

**Henderson** will be out of action for an extended period as he recovers from a lower body injury. He joined the program as a walk-on this season after being a three-time state champion at Oak Cliff Faith Family in high school. A Dallas native, he averaged 14 points and 7 assists as a senior after going for 10 points and 7 assists as a junior.

**McCasland statement regarding Devan Cambridge:** "Devan is seeking a medical hardship waiver and is no longer with the team. We are thankful for his contributions to our basketball program."

**TEAM NOTES:** Tech's 16 3-pointers in the opener against Bethune-Cookman matched the program record that was most recently accomplished against Kansas back on February 23, 2019, and also against UNC-Asheville (2004) and New Mexico State (1996). . . The Red Raiders finished last season with 11 games of 10 or more 3s, including a season-high 15 against Sam Houston and then making 14 at TCU in Big 12 play. . . The team has made 10 or more 3s in eight games this season after going 12-for-26 (46.2 percent) at Utah. . . Tech has shot over 45 percent from 3-point range in five games this season. . . A stretch of three straight games with 10 or more 3s ended against UCF after Tech went just 3-for-16 (18.8 percent) from 3-point range in the Big 12 opener. . . The Red Raiders have shot over 50 percent from 3-point range in three games this season: Bethune (53.3), Wyoming (55.6) and Northern Colorado (56.5). . . Texas Tech was second in the Big 12 last season by shooting 35.9 percent on 3-pointers and third with 8.5 made per game. . . Last season, Tech led the Big 12 at the free-throw line shooting 78.0 percent and this season had its best performance of the season by going 24-for-26 (92.3 percent) against Northern Colorado. . . The 24 makes at the line matched two games from last season against TCU and Texas A&M-Commerce for the most under McCasland. . . Tech went 13-for-18 (72.2 percent) from the line against Utah and is now shooting 78.7 percent for the season. . . Opponents are shooting 66.4 percent at the line against the Red Raiders. . . The 94 points against Bethune-Cookman were the most in a season opener since a 101-58 win over Northwestern State in the 2020-21 season and the season-high of 98 points against Arkansas-Pine Bluff was the sixth time over 90 under McCasland. . . Tech's largest runs of the season have been a 17-0 runs, the first time to end the first half against Bethune-Cookman and then midway through the first half against ORU to build out a 22-point halftime lead. . . Tech also had a 14-0 spurt to take a 26-point halftime lead against Wyoming and a 13-0 run against Lamar. . . The 30 assists against UAPB

marked the eighth time in program history with 30-plus assists and the most since a 32-assist performance against Tennessee State in 2019; Tech now has four games with 20 or more assists this season after having 26 assists on 34 makes against ORU and with 22 assists at Utah on 34 makes. . . Tech's 47-point win over Wyoming was its largest margin of victory since a 50-point victory over Jackson State on December 17, 2022. . . Texas Tech remains dominant in non-conference home games where it has now won 38 straight after the win over ORU and has a 30.0 scoring margin of victory through seven wins. . . The program has not lost a non-conference home game since falling to Kentucky in a 76-74 overtime decision on January 25, 2019.

## RANKINGS

- Tech is receiving votes but remains unranked in both national polls this week. . . Tech is at No. 14 in Kenpom.com and No. 20 in the NET Rankings after its win at Utah
- Tech moved from No. 24 in the USA TODAY Coaches Poll (Nov. 18) but has not been ranked yet in this season in AP Top 25. . . A loss to Saint Joseph's bumped Tech from the USA TODAY Coaches Poll. . . The Red Raiders started the 2024-25 season unranked in the preseason polls after being at No. 22 in both national polls going into the NCAA Tournament last season. . . The Red Raiders were at No. 25 in the final 2023-24 USA TODAY Coaches Poll and received votes in the final AP Poll
- Texas Tech was picked 7th in the Big 12 Preseason Poll and did not have a player selected in the 2024 preseason awards
- Last season, Tech was at No. 15 (Jan. 29) for its highest ranking of the season; Tech came into the 2023-24 season unranked in the AP Preseason Poll and remained unranked in the Nov. 13, Nov. 20, Nov. 27, Dec. 4, Dec. 11, Dec. 18, Dec. 25, Jan. 1, and Jan. 8 polls; The team received votes for the first time last season with 62 in the January 8 poll after the win over the Longhorns in Austin to begin conference play
- The No. 15 national ranking was the highest since the program was No. 12 in the AP Top 25 at the end of the 2022 season
- Tech's highest AP ranking in program history came at No. 6 in February of 2018 (16th Week Poll). . . The 2018-19 team was No. 8 in the final week of the regular season and No. 7 throughout the postseason that led to the 2019 National Championship Final

## COACHING STAFF

McCasland's staff includes assistant coaches Luke Barnwell, Matt Braeuer, Jeff Linder and Achoki Moikobu along with Kellen Buffington (general manager), Andrew Wright (strength & conditioning), Chris Nottingham (player development), Jardon Powell (director of administration and operations), Cooper Anderson (operations) and Brian Pete (video coordinator). Linder joined the staff this season after being the head coach at Wyoming (2020-2024) and Northern Colorado (2016-2019) while Pete was at Vanderbilt last season. Braeuer, Moikobu and Wright are in their second season at Tech and all worked with McCasland at UNT.

## TEXAS TECH TEAM PRODUCTION & AVERAGES

Opponent	Date	Score		Total		3-Pointers		Free throws		Rebounds										
				FG-FGA	PCT	3FG-3FGA	PCT	FT-FTA	PCT	OFF	DEF	TOT	AVG	PF	A	TO	BLK	STL	PTS	AVG
Bethune-Cookman	11/05/2024	94-61	W	36-63	.571	16-30	.533	6-10	.600	12	32	44	44.0	12	17	12	6	7	94	94.0
Northwestern St.	11/08/2024	86-65	W	29-57	.509	6-19	.316	22-29	.759	11	27	38	41.0	18	15	9	3	7	86	90.0
Wyoming	11/13/2024	96-49	W	39-61	.639	10-18	.556	8-11	.727	11	23	34	38.7	16	21	13	1	17	96	92.0
Ark.-Pine Bluff	11/18/2024	98-64	W	37-62	.597	14-35	.400	10-12	.833	10	21	31	36.8	11	30	15	1	12	98	93.5
vs Saint Joseph's	11/21/2024	77-78	L	28-66	.424	4-20	.200	17-20	.850	17	27	44	38.2	21	14	11	3	5	77	90.2
vs Syracuse	11/22/2024	79-74	W	27-63	.429	8-24	.333	17-21	.810	9	21	30	36.8	19	17	3	4	6	79	88.3
Northern Colo.	11/29/2024	89-64	W	26-56	.464	13-23	.565	24-26	.923	13	30	43	37.7	16	14	15	2	6	89	88.4
DePaul	12/04/2024	76-62	W	29-58	.500	5-17	.294	13-17	.765	8	26	34	37.3	10	11	6	0	11	76	86.9
vs Texas A&M	12/08/2024	67-72	L	23-51	.451	12-31	.387	9-12	.750	9	26	35	37.0	16	18	18	7	6	67	84.7
Oral Roberts	12/16/2024	86-50	W	34-64	.531	10-29	.345	8-13	.615	13	28	41	37.4	11	26	10	4	7	86	84.8
Lamar University	12/21/2024	101-57	W	36-65	.554	13-29	.448	16-18	.889	13	29	42	37.8	10	19	8	4	9	101	86.3
UCF	12/31/2024	83-87	L	33-72	.458	3-16	.188	14-18	.778	17	21	38	37.8	17	13	10	5	6	83	86.0
at Utah	01/04/2025	93-65	W	34-58	.586	12-26	.462	13-18	.722	11	20	31	37.3	19	22	5	2	7	93	86.5
<b>Total</b>		<b>1125</b>		<b>411-796</b>	<b>.516</b>	<b>126-317</b>	<b>.397</b>	<b>177-225</b>	<b>.787</b>	<b>154</b>	<b>331</b>	<b>485</b>	<b>37.3</b>	<b>196</b>	<b>237</b>	<b>135</b>	<b>42</b>	<b>106</b>	<b>1125</b>	<b>86.5</b>
Opponents		848		300-739	.406	96-280	.343	152-229	.664	139	255	394	30.3	199	141	179	32	77	848	65.2

### Texas Tech Averages

Games Played	Points/game	FG Pct	3FG Pct	FT Pct	Rebounds/game	Assists/game	Turnovers/game	Assist/Turnover ratio	Steals/game	Blocks/game
13	86.5	51.6	39.7	78.7	37.3	18.2	10.4	1.8	8.2	3.2

## OPPONENT PRODUCTION & AVERAGES

Opponent	Date	Score		Total		3-Pointers		Free throws		Rebounds										
				FG-FGA	PCT	3FG-3FGA	PCT	FT-FTA	PCT	OFF	DEF	TOT	AVG	PF	A	TO	BLK	STL	PTS	AVG
Bethune-Cookman	11/05/2024	94-61	W	25-60	.417	6-16	.375	5-10	.500	5	16	21	21.0	10	13	9	3	7	61	61.0
Northwestern St.	11/08/2024	86-65	W	22-59	.373	8-18	.444	13-22	.591	14	21	35	28.0	20	10	12	3	5	65	63.0
Wyoming	11/13/2024	96-49	W	18-53	.340	3-14	.214	10-18	.556	17	12	29	28.3	14	5	25	0	6	49	58.3
Ark.-Pine Bluff	11/18/2024	98-64	W	25-48	.521	6-16	.375	8-13	.615	5	17	22	26.8	13	9	23	2	9	64	59.8
vs Saint Joseph's	11/21/2024	77-78	L	23-50	.460	12-22	.545	20-29	.690	6	22	28	27.0	14	17	13	2	8	78	63.4
vs Syracuse	11/22/2024	79-74	W	22-53	.415	6-21	.286	24-28	.857	10	29	39	29.0	20	8	12	2	3	74	65.2
Northern Colo.	11/29/2024	89-64	W	24-61	.393	6-23	.261	10-16	.625	10	18	28	28.9	19	9	11	2	12	64	65.0
DePaul	12/04/2024	76-62	W	24-57	.421	11-35	.314	3-6	.500	6	22	28	28.8	18	16	14	4	3	62	64.6
vs Texas A&M	12/08/2024	67-72	L	25-67	.373	9-24	.375	13-18	.722	18	19	37	29.7	13	13	9	4	9	72	65.4
Oral Roberts	12/16/2024	86-50	W	18-53	.340	7-25	.280	7-12	.583	8	20	28	29.5	13	7	15	2	6	50	63.9
Lamar University	12/21/2024	101-57	W	23-70	.329	6-20	.300	5-9	.556	18	18	36	30.1	12	10	13	4	3	57	63.3
UCF	12/31/2024	83-87	L	29-56	.518	10-23	.435	19-22	.864	9	25	34	30.4	18	9	14	2	4	87	65.3
at Utah	01/04/2025	93-65	W	22-52	.423	6-23	.261	15-26	.577	13	16	29	30.3	15	15	9	2	2	65	65.2
<b>Total</b>		<b>848</b>		<b>300-739</b>	<b>.406</b>	<b>96-280</b>	<b>.343</b>	<b>152-229</b>	<b>.664</b>	<b>139</b>	<b>255</b>	<b>394</b>	<b>30.3</b>	<b>199</b>	<b>141</b>	<b>179</b>	<b>32</b>	<b>77</b>	<b>848</b>	<b>65.2</b>
Texas Tech		1125		411-796	.516	126-317	.397	177-225	.787	154	331	485	37.3	196	237	135	42	106	1125	86.5

### Opponents Averages

Games Played	Points/game	FG Pct	3FG Pct	FT Pct	Rebounds/game	Assists/game	Turnovers/game	Assist/Turnover ratio	Steals/game	Blocks/game
13	65.2	40.6	34.3	66.4	30.3	10.8	13.8	0.8	5.9	2.5



Official Basketball Box Score - Final  
**Texas Tech at Utah**  
01/04/25 Jon M. Huntsman Center, Salt Lake City  
2024-25 Utah Men's Basketball

Game Time: 5:00 PM  
Game Duration: 2:00  
Attendance: 7,798

Officials: Kelly Self, Rick Crawford, Chance Moore

Texas Tech - 93

Record: 10-3 (1-1)

NO.	Name	Min	FG		3P		FT		Rebounds			Fouls		TP	AS	TO	ST	Blocks		+/-
			M-A	M-A	M-A	M-A	M-A	M-A	OR	DR	TOT	PF	FD					BS	BA	
5	Darrion Williams	F 28:29	5-8	0-2	9-12	1	4	5	3	7	19	9	1	2	0	0	29			
15	JT Toppin	F 13:35	5-7	0-1	1-2	0	4	4	3	2	11	0	0	0	0	0	22			
0	Chance McMillian	G 35:27	4-7	2-4	0-0	2	4	6	0	0	10	3	0	1	0	1	29			
3	Elijah Hawkins	G 31:39	4-9	4-6	0-0	0	0	0	4	1	12	8	1	2	0	0	29			
24	Kerwin Walton	G 10:47	2-5	2-4	0-0	0	1	1	3	0	6	1	0	0	0	0	7			
1	Kevin Overton	24:11	3-7	1-4	1-1	3	2	5	0	4	8	0	0	1	0	0	7			
33	Federiko Federiko	24:22	7-9	0-0	0-0	1	2	3	2	0	14	1	0	0	1	1	4			
4	Christian Anderson	27:01	4-5	3-4	2-3	0	1	1	2	1	13	0	2	1	1	0	9			
23	Eemeli Yalaho	02:03	0-1	0-1	0-0	1	1	2	1	0	0	0	0	0	0	0	2			
6	Leon Horner	01:11	0-0	0-0	0-0	0	0	0	0	0	0	0	0	0	0	0	1			
10	Jack Francis	01:11	0-0	0-0	0-0	0	0	0	1	0	0	0	0	0	0	0	1			
22	Corbin Green	00:04	0-0	0-0	0-0	0	0	0	0	0	0	0	0	0	0	0	0			
Team						3	1	4			0			1						
Totals			34-58	12-26	13-18	11	20	31	19	15	93	22	5	7	2	2	28			

Shooting By Period			
1 <sup>st</sup>	FG%	19-31	61.3%
	3PT%	6-13	46.2%
	FT%	3-5	60%
2 <sup>nd</sup>	FG%	15-27	55.6%
	3PT%	6-13	46.2%
	FT%	10-13	76.9%
GM	FG%	34-58	58.6%
	3PT%	12-26	46.2%
	FT%	13-18	72.2%

Dead Ball Rebounds: 2, 0

Technical Fouls::NONE

Utah - 65

Record: 8-5 (0-2)

NO.	Name	Min	FG		3P		FT		Rebounds			Fouls		TP	AS	TO	ST	Blocks		+/-
			M-A	M-A	M-A	M-A	M-A	M-A	OR	DR	TOT	PF	FD					BS	BA	
11	Caleb Lohner	F 20:03	4-11	0-1	1-2	2	2	4	2	1	9	1	0	0	0	1	-28			
34	Lawson Lovering	C 17:19	1-1	0-0	1-4	2	1	3	2	4	3	2	0	0	0	0	-10			
25	Mike Sharavjamts	G 25:53	3-10	2-5	0-0	3	1	4	2	1	8	5	2	0	0	0	-19			
45	Mason Madsen	G 11:33	0-1	0-1	0-0	0	2	2	1	0	0	0	0	0	0	0	-17			
55	Gabe Madsen	G 25:48	0-6	0-5	4-4	1	2	3	1	3	4	4	0	0	0	0	-25			
32	Zach Keller	16:36	6-7	0-1	0-0	1	1	2	2	0	12	1	1	0	0	0	-14			
0	Hunter Erickson	24:47	0-2	0-2	0-0	0	0	0	0	0	0	1	1	2	0	0	-12			
10	Jake Wahlin	24:57	4-8	2-5	0-2	2	1	3	1	2	10	0	1	0	1	0	-5			
8	Keanu Dawes	19:35	2-4	1-2	6-8	2	3	5	3	4	11	0	3	0	1	1	-2			
1	Miro Little	12:17	2-2	1-1	3-6	0	1	1	1	4	8	1	1	0	0	0	-10			
6	Brady Smith	00:36	0-0	0-0	0-0	0	0	0	0	0	0	0	0	0	0	0	1			
9	Jerry Huang	00:36	0-0	0-0	0-0	0	0	0	0	0	0	0	0	0	0	0	1			
Team						0	2	2			0			0						
Totals			22-52	6-23	15-26	13	16	29	15	19	65	15	9	2	2	2	-28			

Shooting By Period			
1 <sup>st</sup>	FG%	15-27	55.6%
	3PT%	4-12	33.3%
	FT%	2-7	28.6%
2 <sup>nd</sup>	FG%	7-25	28.0%
	3PT%	2-11	18.2%
	FT%	13-19	68.4%
GM	FG%	22-52	42.3%
	3PT%	6-23	26.1%
	FT%	15-26	57.7%

Dead Ball Rebounds: 8, 0

Technical Fouls::NONE

	TTU	Utah
Biggest lead	29 (2 <sup>nd</sup> 0:43)	1 (1 <sup>st</sup> 6:34)
Best Scoring Run	8 (1 <sup>st</sup> 5:38)	5 (1 <sup>st</sup> 13:06)
Lead Changes	2	
Times Tied	3	
Time with Lead	38:05	00:08

	TTU	Utah
Points from		
Turnovers	15	8
Paint	32	32
Second Chance	13	13
Fast Breaks	17	5
Bench	35	41

Period by Period Scoring			
	1st	2nd	TOT
TTU	47	46	93
Utah	36	29	65

BYU • SEASON STATS

Game Records

Record	Overall	Home	Away	Neutral
ALL GAMES	10-3	8-0	0-2	2-1
CONFERENCE	1-1	1-0	0-1	0-0
NON-CONFERENCE	9-2	7-0	0-1	2-1

Score by Periods

Team	1st	2nd	OT	TOT
BYU	528	537	8	1073
Opponents	397	438	19	854

Team Box Score

No.	Player				Total		3-Point		F-Throw		Rebounds											
		GP-GS	MIN	AVG	FG-FGA	FG%	3FG-3FGA	3FG%	FT-FTA	FT%	OFF	DEF	TOT	AVG	PF	DQ	A	TO	BLK	STL	PTS	AVG
15	SAUNDERS, Richie	12-12	301:50	25.2	60-120	.500	25-61	.410	17-25	.680	9	38	47	3.9	17	0	13	10	6	16	162	13.5
3	DEMIN, Egor	10-10	289:15	28.9	40-89	.449	15-47	.319	18-27	.667	6	38	44	4.4	9	0	60	27	6	16	113	11.3
6	CATCHINGS, Kanon	13-13	328:48	25.3	51-126	.405	26-78	.333	12-25	.480	16	29	45	3.5	17	0	18	14	11	10	140	10.8
21	KNELL, Trevin	13-7	264:13	20.3	42-82	.512	30-65	.462	21-26	.808	8	25	33	2.5	26	0	10	9	0	11	135	10.4
45	TRAORE, Fousseyni	13-1	246:28	19.0	51-80	.638	1-3	.333	25-29	.862	31	55	86	6.6	20	0	28	17	8	4	128	9.8
25	BAKER, Dawson	13-0	251:43	19.4	44-94	.468	17-48	.354	12-17	.706	7	22	29	2.2	18	0	25	17	0	9	117	9.0
13	KEITA, Keba	12-12	237:23	19.8	37-58	.638	0-0	.000	12-27	.444	37	64	101	8.4	24	0	13	12	9	6	86	7.2
30	HALL, Dallin	9-9	239:46	26.6	20-52	.385	12-33	.364	12-15	.800	10	17	27	3.0	14	1	37	15	0	6	64	7.1
5	BOSKOVIC, Mihailo	12-0	176:41	14.7	16-43	.372	6-26	.231	13-16	.813	5	22	27	2.3	8	0	6	13	3	5	51	4.3
0	MAG, Mawot	11-1	115:47	10.5	15-28	.536	5-12	.417	9-10	.900	7	5	12	1.1	18	0	4	3	3	6	44	4.0
2	CRAWFORD, Elijah	12-0	93:39	7.8	6-21	.286	1-8	.125	5-7	.714	5	8	13	1.1	15	0	12	6	0	6	18	1.5
51	MCGREGOR, Jared	4-0	05:56	1.5	1-4	.250	1-4	.250	1-2	.500	0	0	0	0.0	0	0	1	0	0	0	4	1.0
4	KOZLOWSKI, Brody	8-0	28:16	3.5	2-4	.500	2-4	.500	2-2	1.000	0	4	4	0.5	1	0	0	1	0	1	8	1.0
1	STEWART, Trey	7-0	31:17	4.5	1-3	.333	1-3	.333	0-0	.000	1	1	2	0.3	4	0	1	1	0	3	3	0.4
12	TRIPPLE, Townsend	4-0	05:29	1.4	0-0	.000	0-0	.000	0-0	.000	0	1	1	0.3	1	0	0	0	1	0	0	0.0
20	TRIPLETT, Max	6-0	08:29	1.4	0-1	.000	0-0	.000	0-0	.000	3	3	6	1.0	1	0	1	0	1	0	0	0.0
Team											22	27	49					9				
Total		13	2625		386-805	.480	142-392	.362	159-228	.697	167	359	526	40.5	193	1	229	154	48	99	1073	82.5
Opponents		13	2625		296-720	.411	119-340	.350	143-199	.719	93	288	381	29.3	213	3	160	175	29	81	854	65.7

Team Statistics

	BYU	OPP
Scoring	1073	854
Points per game	82.5	65.7
Scoring margin	+16.8	-
Field goals-att	386-805	296-720
Field goal pct	.480	.411
3 point fg-att	142-392	119-340
3-point FG pct	.362	.350
3-pt FG made per game	10.9	9.2
Free throws-att	159-228	143-199
Free throw pct	.697	.719
F-Throws made per game	12.2	11.0
Rebounds	526	381
Rebounds per game	40.5	29.3
Rebounding margin	+11.2	-
Assists	229	160
Assists per game	17.6	12.3
Turnovers	154	175
Turnovers per game	11.8	13.5
Turnover margin	+1.6	-
Assist/turnover ratio	1.5	0.9
Steals	99	81
Steals per game	7.6	6.2
Blocks	48	29
Blocks per game	3.7	2.2
Winning streak	0	-
Home win streak	8	-
Attendance	132941	19040
Home games-Avg/Game	8-16618	2-9520
Neutral site-Avg/Game	-	3-6406

Team Results

Date	Opponent		Score	Att.
11/05/2024	Central Ark.	W	88-50	16941
11/08/2024	UC Riverside	W	86-80	17381
11/13/2024	Queens (NC)	W	99-55	16789
11/16/2024	Idaho	W	95-71	16456
11/23/2024	Mississippi Val.	W	87-43	16954
11/28/2024	vs Ole Miss	Lot	85-96	4000
11/29/2024	vs NC State	W	72-61	4000
12/03/2024	at Providence	L	64-83	12005
12/11/2024	Fresno St.	W	95-67	15950
12/14/2024	vs Wyoming	W	68-49	11217
12/20/2024	Florida A&M	W	103-57	15544
12/31/2024	Arizona St.	W	76-56	16926
01/04/2025	at Houston	L	55-86	7035

# BYU • CONFERENCE STATS

## Game Records

Record	Overall	Home	Away	Neutral
ALL GAMES	1-1	1-0	0-1	0-0
CONFERENCE	1-1	1-0	0-1	0-0
NON-CONFERENCE	0-0	0-0	0-0	0-0

## Score by Periods

Team	1st	2nd	OT	TOT
BYU	53	78	0	131
Opponents	65	77	0	142

## Team Box Score

No.	Player				Total		3-Point		F-Throw		Rebounds											
		GP-GS	MIN	AVG	FG-FGA	FG%	3FG-3FGA	3FG%	FT-FTA	FT%	OFF	DEF	TOT	AVG	PF	DQ	A	TO	BLK	STL	PTS	AVG
15	SAUNDERS, Richie	2-2	52:35	26.3	14-26	.538	7-16	.438	4-6	.667	2	6	8	4.0	1	0	2	2	1	2	39	19.5
6	CATCHINGS, Kanon	2-2	48:23	24.2	6-14	.429	4-10	.400	1-2	.500	2	2	4	2.0	4	0	1	1	2	2	17	8.5
21	KNELL, Trevin	2-0	32:24	16.2	4-8	.500	4-8	.500	4-5	.800	0	3	3	1.5	5	0	0	1	0	0	16	8.0
13	KEITA, Keba	2-2	41:20	20.7	7-12	.583	0-0	.000	1-1	1.000	6	5	11	5.5	4	0	0	1	2	0	15	7.5
25	BAKER, Dawson	2-0	38:59	19.5	5-14	.357	0-7	.000	3-4	.750	0	4	4	2.0	4	0	6	4	0	2	13	6.5
30	HALL, Dallin	2-2	49:26	24.7	2-4	.500	2-3	.667	4-4	1.000	3	1	4	2.0	2	0	3	4	0	2	10	5.0
5	BOSKOVIC, Mihailo	1-0	12:35	12.6	1-2	.500	1-2	.500	2-2	1.000	0	2	2	2.0	0	0	1	0	0	0	5	5.0
3	DEMINE, Egor	2-2	56:18	28.2	3-14	.214	0-8	.000	1-2	.500	0	7	7	3.5	1	0	14	8	0	3	7	3.5
45	TRAORE, Fousseyni	2-0	37:08	18.6	2-6	.333	0-0	.000	1-3	.333	2	8	10	5.0	0	0	4	5	0	1	5	2.5
0	MAG, Mawot	2-0	15:20	7.7	2-5	.400	0-1	.000	0-0	.000	0	0	0	0.0	3	0	0	2	0	2	4	2.0
1	STEWART, Trey	2-0	05:13	2.6	0-0	.000	0-0	.000	0-0	.000	0	0	0	0.0	1	0	0	0	0	1	0	0.0
2	CRAWFORD, Elijah	2-0	04:10	2.1	0-0	.000	0-0	.000	0-0	.000	0	0	0	0.0	1	0	0	0	0	0	0	0.0
4	KOZLOWSKI, Brody	2-0	05:10	2.6	0-1	.000	0-1	.000	0-0	.000	0	0	0	0.0	0	0	0	0	0	0	0	0.0
20	TRIPLETT, Max	1-0	00:58	1.0	0-0	.000	0-0	.000	0-0	.000	0	0	0	0.0	0	0	0	0	0	0	0	0.0
Team											5	4	9					1				
Total		2	400		46-106	.434	18-56	.321	21-29	.724	20	42	62	31.0	26	0	31	29	5	15	131	65.5
Opponents		2	400		50-116	.431	22-63	.349	20-26	.769	26	39	65	32.5	29	1	26	24	7	19	142	71.0

## Team Statistics

	BYU	OPP
<b>Scoring</b>		
Points per game	65.5	71.0
Scoring margin	-5.5	-
<b>Field goals-att</b>		
Field goal pct	.434	.431
<b>3 point fg-att</b>		
3-point FG pct	.321	.349
3-pt FG made per game	9.0	11.0
<b>Free throws-att</b>		
Free throw pct	.724	.769
F-Throws made per game	10.5	10.0
<b>Rebounds</b>		
Rebounds per game	31.0	32.5
Rebounding margin	-1.5	-
<b>Assists</b>		
Assists per game	15.5	13.0
<b>Turnovers</b>		
Turnovers per game	14.5	12.0
Turnover margin	-2.5	-
Assist/turnover ratio	1.1	1.1
<b>Steals</b>		
Steals per game	7.5	9.5
<b>Blocks</b>		
Blocks per game	2.5	3.5
<b>Winning streak</b>		
Home win streak	1	-
<b>Attendance</b>		
Home games-Avg/Game	1-16926	1-7035
Neutral site-Avg/Game	-	0-0

## Team Results

Date	Opponent		Score	Att.
12/31/2024	Arizona St.	W	76-56	16926
01/04/2025	at Houston	L	55-86	7035

**TEXAS TECH SINGLE-GAME HIGHS**

<b>POINTS</b>	26		JT Toppin vs UCF (12/31/2024)
	25		JT Toppin vs Northwestern St. (11/08/2024)
	24		JT Toppin vs Wyoming (11/13/2024)
	23		Darrion Williams vs Lamar University (12/21/2024)
	23		Federiko Federiko vs Oral Roberts (12/16/2024)
	23		Chance McMillian vs Texas A&M (N) (12/08/2024)
<b>FIELD GOALS MADE</b>	11		JT Toppin vs UCF (12/31/2024)
	11		Federiko Federiko vs Oral Roberts (12/16/2024)
<b>FIELD GOAL ATTEMPTS</b>	19		JT Toppin vs UCF (12/31/2024)
	19		Darrion Williams vs Saint Joseph's (N) (11/21/2024)
<b>FIELD GOAL PERCENTAGE (min 5 made)</b>	1.000	(6-6)	Federiko Federiko vs UCF (12/31/2024)
	.909	(10-11)	JT Toppin vs Northwestern St. (11/08/2024)
<b>3 PT FG MADE</b>	7		Kerwin Walton vs Bethune-Cookman (11/05/2024)
	5		Chance McMillian vs Texas A&M (N) (12/08/2024)
<b>3 PT FG ATTEMPTS</b>	12		Kerwin Walton vs Bethune-Cookman (11/05/2024)
	10		Chance McMillian vs Texas A&M (N) (12/08/2024)
<b>3 PT FG PERCENTAGE (min 2 made)</b>	1.000	(4-4)	Chance McMillian vs Wyoming (11/13/2024)
	1.000	(2-2)	Eemeli Yalaho vs Lamar University (12/21/2024)
	1.000	(2-2)	Devan Cambridge vs Wyoming (11/13/2024)
<b>FREE THROWS MADE</b>	9		Darrion Williams at Utah (01/04/2025)
	8		Kevin Overton vs Northwestern St. (11/08/2024)
<b>FREE THROW ATTEMPTS</b>	12		Darrion Williams at Utah (01/04/2025)
	9		Kevin Overton vs Northwestern St. (11/08/2024)
<b>FREE THROW PERCENTAGE (min 3 made)</b>	1.000	(6-6)	Chance McMillian vs Northern Colo. (11/29/2024)
	1.000	(6-6)	Darrion Williams vs Northern Colo. (11/29/2024)
	1.000	(6-6)	Darrion Williams vs Northwestern St. (11/08/2024)
	1.000	(5-5)	Elijah Hawkins vs UCF (12/31/2024)
	1.000	(4-4)	Kevin Overton vs Lamar University (12/21/2024)
	1.000	(4-4)	Chance McMillian vs Texas A&M (N) (12/08/2024)
	1.000	(4-4)	Chance McMillian vs DePaul (12/04/2024)
	1.000	(4-4)	Darrion Williams vs Saint Joseph's (N) (11/21/2024)
	1.000	(4-4)	Darrion Williams vs Wyoming (11/13/2024)
	1.000	(3-3)	Chance McMillian vs UCF (12/31/2024)
	1.000	(3-3)	Kerwin Walton vs Saint Joseph's (N) (11/21/2024)
<b>REBOUNDS</b>	18		JT Toppin vs Saint Joseph's (N) (11/21/2024)
	15		JT Toppin vs Northern Colo. (11/29/2024)
<b>ASSISTS</b>	11		Elijah Hawkins vs Ark.-Pine Bluff (11/18/2024)
	11		Darrion Williams vs Northwestern St. (11/08/2024)
<b>STEALS</b>	5		Elijah Hawkins vs Ark.-Pine Bluff (11/18/2024)
	4		Christian Anderson vs Lamar University (12/21/2024)
	4		Federiko Federiko vs Texas A&M (N) (12/08/2024)
	4		Elijah Hawkins vs DePaul (12/04/2024)
	4		Darrion Williams vs Wyoming (11/13/2024)
<b>BLOCKED SHOTS</b>	4		JT Toppin vs UCF (12/31/2024)
	4		JT Toppin vs Bethune-Cookman (11/05/2024)
<b>TURNOVERS</b>	6		Elijah Hawkins vs Texas A&M (N) (12/08/2024)
	5		Darrion Williams vs Texas A&M (N) (12/08/2024)
	5		JT Toppin vs Northern Colo. (11/29/2024)
	5		JT Toppin vs Saint Joseph's (N) (11/21/2024)
<b>FOULS</b>	5		Elijah Hawkins vs UCF (12/31/2024)
	5		Christian Anderson vs UCF (12/31/2024)
	5		Elijah Hawkins vs Northern Colo. (11/29/2024)
	5		Kevin Overton vs Syracuse (N) (11/22/2024)
	5		Federiko Federiko vs Northwestern St. (11/08/2024)



**BIG 12 CONFERENCE**  
BIG12SPORTS.COM

## 2024-25 MEN'S BASKETBALL

Week 10 | David Waxman | 469-524-1027 | dwaxman@Big12Sports.com

### CONFERENCE STANDINGS

	Conference				Overall						Versus Top 25	
	W-L	Pct.	Home	Away	W-L	Pct.	Home	Away	Neutral	Streak	Top 10	Top 25
Iowa State	2-0	1.000	1-0	1-0	12-1	.923	8-0	2-0	2-1	W9	1-1	2-1
West Virginia	2-0	1.000	1-0	1-0	11-2	.846	8-0	1-1	2-1	W7	2-0	3-0
Houston	2-0	1.000	1-0	1-0	10-3	.769	8-0	1-0	1-3	W6	0-1	0-2
Arizona	2-0	1.000	1-0	1-0	8-5	.615	6-1	1-1	1-3	W4	0-0	1-2
Arizona State	1-1	.500	1-0	0-1	10-3	.769	5-0	0-2	5-1	W1	0-2	0-2
BYU	1-1	.500	1-0	0-1	10-3	.769	8-0	0-2	2-1	L1	0-0	0-2
UCF	1-1	.500	0-1	1-0	10-3	.769	8-1	1-0	1-2	L1	0-1	1-2
Kansas	1-1	.500	0-1	1-0	10-3	.769	7-1	1-2	2-0	W1	1-0	2-0
Texas Tech	1-1	.500	0-1	1-0	10-3	.769	8-1	1-0	1-2	W1	0-0	0-1
Baylor	1-1	.500	1-0	0-1	9-4	.692	7-0	0-3	2-1	L1	0-2	2-4
TCU	1-1	.500	1-0	0-1	8-5	.615	8-0	0-2	0-3	W1	0-0	0-0
Kansas State	1-1	.500	1-0	0-1	7-6	.538	5-2	0-2	2-1	L1	0-0	1-0
Cincinnati	0-2	.000	0-1	0-1	10-3	.769	7-1	2-2	1-0	L2	0-0	1-0
Colorado	0-2	.000	0-1	0-1	9-4	.692	8-1	0-1	1-2	L2	1-2	1-2
Oklahoma State	0-2	.000	0-1	0-1	8-5	.615	5-1	2-1	1-3	L2	0-0	0-2
Utah	0-2	.000	0-1	0-1	8-5	.615	8-2	0-1	0-2	L3	0-0	0-1

### THIS WEEK'S SCHEDULE

**Monday, January 6** Time  
TCU at No. 12/11 Houston (ESPN2) 8:00 p.m. CT

**Tuesday, January 7**  
Arizona at No. 21/23 West Virginia (ESPN+) 7:00 p.m. ET/5:00 p.m. MT  
Cincinnati at Baylor (ESPN+) 7:00 p.m. CT/8:00 p.m. ET  
Utah at No. 3/3 Iowa State (ESPN+) 7:00 p.m. CT/6:00 p.m. MT  
Kansas State at Oklahoma State (ESPN+) 7:00 p.m. CT  
Texas Tech at BYU (ESPN+) 8:00 p.m. CT/7:00 p.m. MT

**Wednesday, January 8**  
Colorado at UCF (ESPN+) 7:00 p.m. ET/5:00 p.m. MT  
Arizona State at No. 11/12 Kansas (ESPN2) 8:00 p.m. CT/7:00 p.m. MT

**Saturday, January 11**  
No. 11/12 Kansas at Cincinnati (ESPN+) 1:00 p.m. CT/2:00 p.m. ET  
No. 3/3 Iowa State at Texas Tech (ESPN) 1:00 p.m. CT  
BYU at TCU (ESPN2) 1:00 p.m. CT/12:00 p.m. MT  
No. 12/11 Houston at Kansas State (ESPN+) 5:00 p.m. CT  
Oklahoma State at Utah (ESPN+) 6:00 p.m. CT/5:00 p.m. MT  
Baylor at Arizona State (ESPN+) 8:30 p.m. CT/7:30 p.m. MT  
UCF at Arizona (ESPN) 10:00 p.m. ET/8:00 p.m. MT

**Sunday, January 12**  
No. 21/23 West Virginia at Colorado (ESPN+) 3:00 p.m. ET/1:00 p.m. MT

Rankings listed as AP/Coaches

### TEAM VS. TEAM RESULTS

	ARIZ	ASU	BU	BYU	UCF	UC	CU	UH	ISU	KU	K-State	OSU	TCU	TTU	UTAH	WVU
ARIZ	-					W							W			
ASU		-		L			W									
BU			-						L						W	
BYU		W		-				L								
UCF					-					L				W		
UC	L					-					L					
CU		L					-	L								
UH				W				-				W				
ISU		W	W				W		-							
KU					W					-						L
K-State						W					-		L			
OSU								L				-				L
TCU	L										W		-			
TTU					L									-	W	
UTAH			L											L	-	
WVU									W			W				-

### CONFERENCE NEWS & NOTES

West Virginia makes its first appearance in the Top 25 since December 2022, one of four AP-ranked Big 12 teams. No. 3 Iowa State, No. 11 Kansas and No. 12 Houston join the No. 21 Mountaineers.

Iowa State has the nation's third-longest winning streak at nine games. West Virginia is tied for eighth with seven straight wins.

The Big 12 features seven teams in the top 25 of the Jan. 6 NET rankings and nine in the top 50, led by No. 4 Houston and No. 5 Iowa State.

As of Jan. 6, KenPom rates seven Big 12 teams inside the top 30: 3. Houston, 5. Iowa State, 8. Kansas, 14. Texas Tech, 18. Arizona, 22. Baylor and 28. Cincinnati.

Eight Big 12 teams are in the top 32 nationally in scoring margin: 3. Houston, 6. Iowa State, 7. Texas Tech, 18. Cincinnati, 21. BYU, 25. Arizona, 31. Baylor and 32. Kansas.

Houston holds the nation's longest home winning streak at 30 games, while Iowa State has the third-longest in the nation at 26 games. BYU is tied for 13th nationally with 14 consecutive wins in Provo.

West Virginia's Javon Small was named Big 12 Player of the Week after hitting the game-winning free throw at Kansas. He averaged 18.5 points, 11.0 rebounds and 5.0 assists in the Mountaineers' two wins.

Iowa State's Joshua Jefferson and TCU's Noah Reynolds were named Big 12 Co-Newcomers of the Week. Jefferson averaged 10.0 points, 6.0 rebounds, 5.0 assists and 4.0 steals, including matching a program record with eight steals against Colorado. Reynolds averaged 20.5 points, including the game-winning shot against K-State.

As of Jan. 6, the Big 12 boasts the national team leader in both field goal percentage (Texas Tech, 51.6) and field goal percentage defense (Houston, 33.7). The Red Raiders lead in effective field goal percentage (59.5) and the Cougars boast the nation's top scoring defense (54.6).

Since December 1, Houston's Milos Uzan (7.50) and Iowa State's Tamin Lipsey (5.40) rank as the top Power 4 players in assist-to-turnover ratio.

For the second consecutive year, Kansas' Hunter Dickinson was named Big 12 Preseason Player of the Year. Baylor's Jeremy Roach and K-State's Coleman Hawkins were Preseason Co-Newcomers of the Year and Baylor's VJ Edgecombe was Preseason Freshman of the Year.

TEXAS TECH • NATIONAL & BIG 12 STAT RANKINGS - UPDATED 1/5/2024

Statistic	National Rank	Conference Rank	Value	National Leader	Value	Conference Leader	Value
Assist/Turnover Ratio (355 ranked)	11	4	1.76	Kentucky	2.09	Utah	1.82
Assists Per Game (355 ranked)	14	2	18.2	Utah	20.5	Utah	20.5
Bench Points per game (355 ranked)	123	10	24.62	Missouri	41.79	Oklahoma St.	35.62
Blocks Per Game (355 ranked)	191	15	3.2	UConn	6.8	West Virginia	5.7
Effective FG pct (355 ranked)	1	1	0.595	Texas Tech	0.595	Texas Tech	0.595
Fastbreak Points (355 ranked)	62	6	13.69	UAB	20.13	Iowa St.	15.31
Field Goal Percentage (355 ranked)	1	1	51.6	Texas Tech	51.6	Texas Tech	51.6
Field Goal Percentage Defense (355 ranked)	67	7	40.6	Houston	33.7	Houston	33.7
Fouls Per Game (355 ranked)	49	6	15.1	Creighton	10.8	Cincinnati	13.8
Free Throw Attempts Per Game (355 ranked)	270	11	17.3	Winthrop	31.1	Oklahoma St.	25.2
Free Throw Percentage (355 ranked)	13	1	78.7	Wisconsin	85.3	Texas Tech	78.7
Free Throws Made Per Game (355 ranked)	193	8	13.6	Missouri Winthrop	21.0 21.0	UCF	19.3
Rebound Margin (355 ranked)	39	4	7.0	Idaho St.	12.7	BYU	11.2
Rebounds (Defensive) Per Game (355 ranked)	177	12	25.46	Illinois	32.38	Kansas	28.42
Rebounds (Offensive) Per Game (355 ranked)	112	10	11.85	Texas A&M	16.64	Baylor	14.54
Rebounds Per Game (355 ranked)	128	10	37.31	Alabama	45.50	Arizona	41.54
Scoring Defense (355 ranked)	46	5	65.2	Houston	54.6	Houston	54.6
Scoring Margin (355 ranked)	8	3	21.3	Maryland Tennessee	23.9 23.9	Houston	22.6
Scoring Offense (355 ranked)	12	2	86.5	Alabama	91.1	Iowa St.	86.6
Steals Per Game (355 ranked)	84	7	8.2	UTEP	11.6	Iowa St.	9.8
Three Point Attempts Per Game (355 ranked)	133	7	24.4	UTRGV	35.6	BYU	30.2
Three Point Percentage (355 ranked)	13	2	39.7	Bradley	42.9	Houston	41.4
Three Point Percentage Defense (355 ranked)	245	12	34.3	Tennessee	24.3	West Virginia	27.4
Three Pointers Per Game (355 ranked)	42	5	9.7	North Dakota St.	12.3	BYU	10.9
Turnover Margin (355 ranked)	38	4	3.4	UC San Diego	8.5	Iowa St.	5.9
Turnovers Forced Per Game (355 ranked)	97	9	13.77	UTEP	18.93	Iowa St.	15.62
Turnovers Per Game (355 ranked)	47	5	10.4	Marquette	8.7	Houston Iowa St.	9.7 9.7
Winning Percentage (354 ranked)	55	4	76.9	Tennessee	100.0	Iowa St.	92.3

**TEXAS TECH • PLAYER NATIONAL & BIG 12 STAT RANKINGS - UPDATED 1/5/2024**

Statistic	Player	National Rank	Conference Rank	Value	National Leader	Value	Conference Leader	Value
Assist/Turnover Ratio (350 ranked)	Darrion Williams Elijah Hawkins	47 71	6 8	2.76 2.50	Josh Hubbard, Mississippi St.	4.40	Milos Uzan, Houston	4.00
Assists (327 ranked)	Darrion Williams Elijah Hawkins	62 131	1 9	69 60	Ryan Nembhard, Gonzaga	153	Dajuan Harris Jr., Kansas Darrion Williams, Texas Tech	69 69
Assists Per Game (345 ranked)	Elijah Hawkins Darrion Williams	42 45	3 4	5.5 5.3	Ryan Nembhard, Gonzaga	9.6	Egor Demin, BYU	6.0
Blocks (317 ranked)	JT Toppin	160	7	17	Gabe Dynes, Youngstown St.	51	Jayden Quaintance, Arizona St.	41
Blocks Per Game (350 ranked)					Gabe Dynes, Youngstown St.	3.19	Jayden Quaintance, Arizona St.	3.15
Double Doubles (346 ranked)	JT Toppin Darrion Williams Federiko Federiko Elijah Hawkins	37 346 346 346	3 16 16 16	5 1 1 1	Maxime Raynaud, Stanford	11	Norchad Omier, Baylor Hunter Dickinson, Kansas	7 7
Field Goal Attempts (341 ranked)					Dominique Daniels Jr., California Baptist	285	Caleb Love, Arizona	184
Field Goal Percentage (338 ranked)	Chance McMillian Darrion Williams	41 153	4 8	58.2 48.7	Daniel Batcho, Louisiana Tech	75.0	Dillon Mitchell, Cincinnati	67.6
Field Goals (347 ranked)	Darrion Williams Chance McMillian	269 347	5 8	74 71	Eric Dixon, Villanova	125	Norchad Omier, Baylor Javon Small, West Virginia	79 79
Free Throw Attempts (337 ranked)					Ketron Shaw, UMES Jamir Watkins, Florida St.	135 135	Basheer Jihad, Arizona St.	77
Free Throw Percentage (348 ranked)	Darrion Williams	86	6	85.7	Steven Ashworth, Creighton	98.2	Emanuel Sharp, Houston	92.0
Free Throws (350 ranked)	Darrion Williams	235	5	48	PJ Haggerty, Memphis	108	Javon Small, West Virginia	65
Minutes Per Game (350 ranked)	Chance McMillian	228	5	31:51	Bennett Stirtz, Drake	37:52	Javon Small, West Virginia	35:40
Points (348 ranked)	Darrion Williams	285	5	211	Eric Dixon, Villanova	363	Javon Small, West Virginia	254
Points Per Game (987 ranked)	Darrion Williams Chance McMillian Kevin Overton	163 207 816	5 9 40	16.2 15.5 10.9	Eric Dixon, Villanova	25.9	Javon Small, West Virginia	19.5
Rebounds (339 ranked)	JT Toppin	256	11	91	Jamichael Stillwell, Milwaukee	190	Norchad Omier, Baylor	141
Rebounds (Defensive) Per Game (346 ranked)					Nique Clifford, Colorado St.	8.86	Hunter Dickinson, Kansas	7.83
Rebounds (Offensive) Per Game (346 ranked)	Federiko Federiko	267	18	2.09	Mitchell Saxen, Saint Mary's (CA)	4.50	Norchad Omier, Baylor	4.15
Rebounds Per Game (350 ranked)					Jamichael Stillwell, Milwaukee	11.9	Norchad Omier, Baylor	10.8
Steals (316 ranked)	Elijah Hawkins	232	11	22	Hayden Gray, UC San Diego	56	Darius Johnson, UCF	35
Steals Per Game (350 ranked)	Elijah Hawkins	56	6	2.00	Hayden Gray, UC San Diego	3.73	Darius Johnson, UCF	2.92
Three Point Attempts (338 ranked)					Layne Taylor, Central Ark.	150	Gabe Madsen, Utah	111
Three Point Percentage (129 ranked)	Chance McMillian	2	1	51.5	Koby Brea, Kentucky	52.3	Chance McMillian, Texas Tech	51.5
Three Pointers Per Game (346 ranked)	Chance McMillian	103	8	2.62	Tyler McGhie, UC San Diego	4.13	Brendan Hausen, Kansas St.	3.23
Total 3-point FGM (339 ranked)	Chance McMillian	145	7	34	Tyler McGhie, UC San Diego	62	Brendan Hausen, Kansas St.	42
Triple Doubles (2 ranked)					Sean Smith, Western Ill.	2		

# TEXAS TECH RECORDS • YEAR-BY-YEAR & COACHING RECORDS

SEASON	OVERALL W-L	CONF. W-L	CONF. FINISH	HOME W-L	AWAY W-L	NEUTRAL W-L	SEASON	OVERALL W-L	CONF. W-L	CONF. FINISH	HOME W-L	AWAY W-L	NEUTRAL W-L	SEASON	OVERALL W-L	CONF. W-L	CONF. FINISH	HOME W-L	AWAY W-L	NEUTRAL W-L
1925-26	6-8	—	—	5-4	1-4	0-0	1959-60	10-14	7-7	T-4th	6-5	4-7	0-2	1993-94	17-11	10-4	T-2nd	8-4	6-5	3-2
1926-27	8-10	—	—	6-3	2-7	0-0	1960-61	15-10	11-3	1st	9-4	5-5	1-1	1994-95	20-10	11-3	T-1st	13-0	4-8	3-2
1927-28	9-7	—	—	5-3	4-4	0-0	1961-62	19-8	11-3	T-1st	10-2	7-4	2-2	1995-96	30-2	14-0	1st	13-0	11-0	6-2
1928-29	9-8	—	—	6-4	3-4	0-0	1962-63	6-17	6-8	T-5th	4-8	2-9	0-0	1996-97	19-9	10-6	T-3rd	9-3	7-4	3-2
1929-30	13-6	—	—	10-2	3-4	0-0	1963-64	16-7	11-3	2nd	11-1	5-6	0-0	1997-98	13-14	7-9	T-7th	8-5	5-8	0-1
1930-31	11-9	—	—	7-3	4-6	0-0	1964-65	17-6	12-2	1st	10-1	6-4	1-1	1998-99	13-17	5-11	T-10th	10-5	2-9	1-3
1931-32	9-14	—	—	5-4	4-10	0-0	1965-66	13-11	8-6	3rd	10-3	3-8	0-0	1999-00	12-16	3-13	11th	8-7	4-8	0-1
1932-33	15-8	5-1	1st	6-4	9-4	0-0	1966-67	9-15	7-7	5th	7-5	2-10	0-0	2000-01	9-19	3-13	T-11th	6-8	2-9	1-2
1933-34	18-5	7-1	1st	9-3	9-2	0-0	1967-68	9-15	5-9	T-7th	7-5	2-10	0-0	2001-02	23-9	10-6	T-3rd	15-2	6-5	2-2
1934-35	14-10	9-1	1st	10-6	4-4	0-0	1968-69	11-13	6-8	T-4th	6-7	5-6	0-0	2002-03	22-13	6-10	T-7th	13-4	6-6	3-3
1935-36	10-10	8-6	3rd	4-4	6-6	0-0	1969-70	14-10	8-6	T-3rd	10-3	3-7	1-0	2003-04	23-11	9-7	T-5th	15-1	4-7	4-3
1936-37	18-7	11-5	2nd	10-1	5-5	3-1	1970-71	16-10	9-5	3rd	11-3	4-7	1-0	2004-05	22-11	10-6	4th	13-2	5-5	4-4
1937-38	9-13	7-7	T-4th	4-6	4-4	1-3	1971-72	14-12	8-6	5th	9-3	5-6	0-3	2005-06	15-17	6-10	T-7th	12-4	2-9	1-4
1938-39	13-6	13-5	2nd	8-2	5-3	0-1	1972-73	19-8	12-2	1st	11-2	7-5	1-1	2006-07	21-13	9-7	5th	13-3	6-5	2-5
1939-40	21-7	5-1	N/A	11-0	7-5	3-2	1973-74	17-9	10-4	T-2nd	10-3	7-6	0-0	2007-08	16-15	7-9	T-7th	13-2	2-10	1-3
1940-41	19-6	6-0	N/A	10-0	7-2	2-4	1974-75	18-8	11-3	T-2nd	11-2	7-5	0-1	2008-09	14-19	3-13	11th	12-6	0-11	2-2
1941-42	16-11	12-4	2nd	8-1	6-7	2-3	1975-76	25-6	13-3	2nd	12-1	7-3	6-2	2009-10	19-16	4-12	T-9th	14-5	4-10	1-1
1942-43	13-11	7-5	5th	6-3	6-4	1-4	1976-77	20-9	12-4	3rd	11-2	7-4	2-3	2010-11	13-19	5-11	T-10th	11-7	2-9	0-3
1943-44	5-18	—	—	4-9	0-7	1-2	1977-78	19-10	10-6	4th	11-3	6-3	2-4	2011-12	8-23	1-17	10th	7-8	1-11	0-4
1944-45	10-14	—	—	5-3	4-9	1-2	1978-79	19-11	9-7	T-4th	11-4	4-5	4-2	2012-13	11-20	3-15	9th	9-11	1-8	1-1
1945-46	15-10	7-4	3rd	10-2	4-7	1-1	1979-80	16-13	8-8	T-4th	11-2	4-7	1-4	2013-14	14-18	6-12	9th	11-6	2-10	1-2
1946-47	10-12	8-8	T-5th	8-1	1-9	1-2	1980-81	15-13	8-8	T-4th	12-2	2-10	1-1	2014-15	13-19	3-15	10th	13-6	0-10	0-3
1947-48	16-12	10-6	2nd	9-1	3-9	4-2	1981-82	17-11	8-8	6th	11-3	5-7	1-1	2015-16	19-13	9-9	7th	14-3	3-7	2-3
1948-49	21-9	11-5	2nd	10-0	6-6	5-3	1982-83	11-20	7-9	6th	8-5	3-9	0-6	2016-17	18-14	6-12	7th	16-3	1-9	1-2
1949-50	14-12	8-8	5th	8-4	6-7	0-1	1983-84	17-12	10-6	4th	9-3	7-5	1-4	2017-18	27-10	11-7	T-2nd	17-1	4-6	6-3
1950-51	14-15	10-6	3rd	8-3	5-10	1-2	1984-85	23-8	12-4	1st	12-3	7-4	4-1	2018-19	31-7	14-4	T-1st	17-1	6-3	8-3
1951-52	14-10	9-5	3rd	8-1	4-7	2-2	1985-86	17-14	9-7	5th	8-7	5-6	4-1	2019-20	18-13	9-9	T-3rd	13-4	3-7	2-2
1952-53	14-10	9-5	3rd	8-1	3-8	3-1	1986-87	15-14	9-7	T-3rd	10-3	3-10	2-1	2020-21	18-11	9-8	6th	11-4	5-4	2-3
1953-54	21-5	11-1	1st	8-0	9-4	4-1	1987-88	9-19	4-12	7th	8-4	0-14	1-1	2021-22	27-10	12-6	3rd	18-0	3-7	6-3
1954-55	18-7	9-3	T-1st	8-0	6-5	4-2	1988-89	13-15	8-8	T-4th	9-7	4-7	0-1	2022-23	16-16	5-13	9th	11-6	3-7	2-3
1955-56	13-12	8-4	1st	9-0	4-8	0-4	1989-90	5-22	0-16	9th	4-10	0-12	1-0	2023-24	23-11	11-7	T-3rd	15-2	4-6	4-3
1956-57	12-11	—	—	8-5	3-4	1-2	1990-91	8-23	4-12	T-7th	4-10	3-10	1-3	2024-25	10-3	1-1	TBD	8-1	1-0	1-2
1957-58	15-8	8-6	T-3rd	9-2	5-4	1-2	1991-92	15-14	6-8	5th	8-5	5-7	2-2							
1958-59	15-9	8-6	3rd	11-0	2-8	2-1	1992-93	18-12	6-8	5th	8-4	4-7	6-1							



## ALL-TIME RECORDS

COACH	SEASONS	TOTAL SEASONS	ALL GAMES		CONF. GAMES		HOME		AWAY		NEUTRAL	
			W-L	PCT.	W-L	PCT.	W-L	PCT	W-L	PCT	W-L	PCT
Grady Higenbotham	1925-1927	2	14-18	.438	—	—	11-7	.611	3-11	.214	0-0	.000
Victor Payne	1927-1930	3	31-21	.596	—	—	21-9	.700	10-12	.455	0-0	.000
W.L. Golightly	1930-1931	1	11-9	.550	—	—	7-3	.700	4-6	.400	0-0	.000
Dell Morgan	1931-1934	3	42-27	.609	12-2	.857	20-11	.645	22-16	.579	0-0	.000
Virgil Ballard	1934-1935	1	14-10	.583	9-1	.900	10-6	.625	4-4	.500	0-0	.000
Berl Huffman	1935-42, 1946-47	8	116-72	.617	70-36	.660	63-15	.808	41-41	.500	12-16	.429
Polk Robison	1942-46, 1947-61	18	255-197	.564	133-74	.643	144-43	.770	79-119	.399	32-35	.478
Gene Gibson	1961-1969	8	100-92	.521	66-46	.589	65-32	.670	32-57	.360	3-3	.500
Bob Bass	1969-1971	1.5	22-15	.595	9-6	.600	16-5	.762	4-10	.286	2-0	1.000
Gerald Myers	1971-1991	20.5	325-262	.554	180-145	.554	197-80	.711	96-142	.403	32-40	.444
James Dickey ^	1991-2001	10	166-124	.574	75-75	.500	91-41	.689	50-65	.435	25-18	.581
Bob Knight	2001-2008	6.7	138-82	.627	53-49	.520	91-16	.850	30-43	.411	17-23	.425
Pat Knight	2008-2011	3.3	50-61	.450	16-42	.276	40-20	.667	7-34	.171	3-7	.300
Billy Gillispie	2011-2012	1	8-23	.258	1-17	.055	7-8	.467	1-11	.083	0-4	.000
Chris Walker	2012-13	1	11-20	.355	3-15	.167	9-11	.450	1-8	.111	1-1	.500
Tubby Smith	2013-15	3	46-50	.479	18-36	.333	38-15	.717	5-27	.156	3-8	.273
Chris Beard	2016-21	5	112-55	.681	49-40	.555	74-13	.875	19-29	.359	19-13	.629
Mark Adams	2021-23	2	43-26	.730	17-19	.666	29-6	.828	6-17	.300	8-6	.666
Grant McCasland	2023-24	2nd	33-14	.675	12-8	.611	23-3	.882	5-6	.400	5-5	.571
<b>OVERALL</b>		<b>100</b>	<b>1537-1178</b>		<b>723-611</b>		<b>953-344</b>		<b>419-658</b>		<b>162-179</b>	

^ — Texas Tech vacated its 1995-96 NCAA Tournament appearance which adjusted the team's record from 30-2 (14-0 SWC) to 28-1 (14-0 SWC) for the use of an ineligible player. Texas Tech also forfeited 11 wins during the 1996-97 season which adjusted the team's record from (10-6 Big 12) to 8-20 (0-16 Big 12) for the use of an ineligible player. Actual totals are shown.

## TEXAS TECH • UNITED SUPERMARKETS ARENA W-L RECORDS

### YEAR-BY-YEAR RECORD AT UNITED SUPERMARKETS ARENA

SEASON	GAMES	NON-CONFERENCE RECORD	BIG 12 RECORD	OVERALL RECORD
1999-2000	15	6-1	2-6	8-7
2000-01	14	3-3	3-5	6-8
2001-02	17	8-1	7-1	15-2
2002-03	17	9-0	4-4	13-4
2003-04	16	8-0	7-1	15-1
2004-05	15	7-0	6-2	13-2
2005-06	16	7-1	5-3	12-4
2006-07	16	7-1	6-2	13-3
2007-08	15	7-0	6-2	13-2
2008-09	18	9-1	3-5	12-6
2009-10	19	11-0	3-5	14-5
2010-11	18	8-2	3-5	11-7
2011-12	15	6-0	1-8	7-8
2012-13	20	7-4	2-7	9-11
2013-14	17	7-1	4-5	11-6
2014-15	19	10-0	3-6	13-6
2015-16	17	8-0	6-3	14-3
2016-17	19	10-0	6-3	16-3
2017-18	17	8-0	8-1	16-1
2018-19	17	8-0	8-1	16-1
2019-20	17	7-1	6-3	13-4
2020-21	15	6-0	5-4	11-4
2021-22	18	9-0	9-0	18-0
2022-23	17	8-0	3-6	11-6
2023-24	17	8-0	7-2	15-2
2024-25	9	8-0	0-1	8-1



## TEXAS TECH • UNITED SUPERMARKETS ARENA ATTENDANCE RECORDS

DATE	OPPONENT	RESULT	ATTENDANCE
02/01/2022	[23] Texas	W • 77-64	15,300
01/26/2004	[16] Texas	L • 62-61 • OT	15,250
02/22/2005	Texas	W • 69-65	15,152
02/27/2024	Texas	L • 81-69	15,098
02/20/2024	TCU	W • 82-81	15,098
02/12/2024	[6] Kansas	W • 79-50	15,098
02/03/2024	Cincinnati	L • 75-72	15,098
01/20/2024	[20] BYU	W • 85-78	15,098
11/08/2022	Northwestern State	W • 73-49	15,098
02/28/2022	Kansas State	W • 73-68	15,098
02/22/2022	Oklahoma	W • 66-42	15,098
01/29/2022	Mississippi State	W • 76-50	15,098
01/18/2022	[15] Iowa State	W • 72-60	15,098
11/05/2019	Eastern Illinois	W • 85-60	15,098
11/09/2019	Bethune-Cookman	W • 79-44	15,098
01/07/2020	[4] Baylor	W • 57-52	15,098
01/18/2020	Iowa State	W • 72-52	15,098
02/29/2020	Texas	L • 68-58	15,098
03/07/2020	[1] Kansas	L • 66-62	15,098
01/05/2019	Kansas State	W • 63-57	15,098
01/16/2019	Iowa State	L • 68-54	15,098
02/23/2019	[12] Kansas	W • 91-62	15,098
03/04/2019	Texas	W • 70-51	15,098
02/24/2018	[8] Kansas	L • 74-72	15,098
02/13/2018	[23] Oklahoma	W • 88-78	15,098
01/31/2018	Texas	W • 73-71 • OT	15,098
01/13/2018	[2] West Virginia	W • 72-71	15,098
02/08/2014	[19] Oklahoma State	W • 65-61	15,098
01/01/2007	New Mexico	W • 70-68	15,098
12/28/2006	UNLV	L • 74-66	15,098
02/23/2002	Texas A&M	W • 74-53	15,098
02/15/2003	[5] Oklahoma	L • 63-58	15,098
02/02/2002	Iowa State	W • 69-43	15,098
01/26/2002	[6] Oklahoma	W • 92-79	15,098
01/19/2002	[6] Oklahoma State	W • 94-70	15,098
01/14/2002	Texas	L • 74-71 • OT	15,098
03/05/2005	[20] Oklahoma	L • 74-54	15,078
11/19/1999	Indiana	L • 68-60	15,050
01/15/2005	Texas A&M	W • 70-56	15,048
01/19/2004	[11] Oklahoma	W • 67-47	15,018
03/01/2003	[5] Texas	L • 76-71	15,018
01/24/2007	[6] Texas A&M	W • 70-68	15,011
02/16/2022	[7] Baylor	W • 83-73	14,923
01/13/2024	Kansas State	W • 60-59	14,856
01/14/2022	Oklahoma State	W • 78-57	14,853
02/12/2022	TCU	W • 82-69	14,810
01/27/2020	[15] Kentucky	L • 76-74 (OT)	14,763
02/19/2020	Kansas State	W • 69-62	14,695
11/30/2022	Georgetown	W • 79-65	14,649

2/16/2019	Baylor	W • 86-61	14,598
01/22/2022	West Virginia	W • 78-65	14,556
02/17/2016	[3] Oklahoma	W • 65-63	14,471
03/09/2024	[11] Baylor	W • 78-68	14,432
01/03/2023	[3] Kansas	L • 75-72	14,385
01/09/2024	Oklahoma State	W • 90-73	14,362
01/04/2020	Oklahoma State	W • 85-50	14,325
01/08/2022	[6] Kansas	W • 75-67	14,320
01/26/2019	Arkansas	W • 67-64	14,290
11/09/2021	North Florida	W • 89-71	14,245
02/20/2002	Missouri	W • 91-68	14,426
02/25/2023	[24] TCU	L • 83-82	14,410
01/15/2000	Texas A&M	L • 88-86	14,324
02/13/2023	[6] Texas	W • 74-67	14,241
12/30/2001	Minnesota	W • 80-60	14,232
01/09/2016	[1] Kansas	L • 69-59	14,231
11/12/2021	Grambling	W • 88-62	14,171
01/17/2023	[21] Baylor	L • 81-74	14,152
01/8/2019	Oklahoma	W • 66-59	14,090
01/07/2023	Oklahoma	L • 68-63 (OT)	14,082
12/29/2019	CSU Bakersfield	W • 73-58	14,055
01/22/2000	[14] Texas	L • 72-59	14,045
01/01/2002	Wyoming	W • 90-84	13,956
03/04/2023	Oklahoma State	L • 71-68	13,885
02/12/2002	Baylor	W • 90-65	13,856
11/10/2022	Texas Southern	W • 70-69	13,835
12/01/2001	TCU	W • 99-86	13,811
02/11/2017	[3] Kansas	L • 80-79	13,806
01/06/2002	Kansas State	W • 74-49	13,791
02/10/2024	UCF	W • 66-59	13,715
12/17/2001	Louisiana-Lafayette	W • 89-72	13,713
12/22/2009	Stanford	W • 100-87	13,617
11/08/2024	Northwestern State	W • 100-87	13,610
12/22/2001	Stetson	W • 101-47	13,609
01/29/2020	No. 12 West Virginia	W • 89-81	13,586
11/24/2001	Sam Houston State	L • 69-65	13,567
12/21/2019	UTRGV	W • 68-58	13,516
01/31/2007	[22] Texas	L • 76-64	13,498
11/24/2019	Long Island	W • 96-66	13,286
02/07/2018	Iowa State	W • 76-58	13,221
11/26/2001	UTEP	W • 81-56	13,093
02/12/2020	TCU	W • 88-42	13,050
01/29/2005	Nebraska	W • 84-68	13,049
01/10/2004	Oklahoma State	W • 83-62	13,043
11/15/2022	Louisiana Tech	W • 64-55	13,027
02/11/2023	[12] Kansas State	W • 71-63	12,973
11/08/2023	A&M-Commerce	W • 73-46	12,930
03/03/2018	TCU	W • 79-75	12,871
02/4/2019	West Virginia	W • 81-50	12,831
12/29/2017	[18] Baylor	W • 77-53	12,827

01/16/2016	[22] Baylor	L • 63-60	12,827
03/03/2003	[7] Kansas	L • 65-56	12,821
12/7/2022	Nicholls	W • 78-71	12,682
12/31/2024	UCF	L • 87-83	12,767
11/24/2021	Omaha	W • 96-40	12,670
02/18/2014	[8] Kansas	L • 64-63	12,667
03/01/2017	Texas	W • 67-57	12,643
01/23/2018	Oklahoma State	W • 75-70	12,585
11/21/2019	Tennessee State	W • 72-57	12,584
01/06/2018	Kansas State	W • 74-58	12,531
01/02/2016	Texas	W • 82-74	12,491
02/20/2010	[15] Texas	L • 71-67	12,481
12/15/2021	Arkansas State	W • 75-62	12,431
03/05/2014	Texas	W • 59-53	12,429
11/15/2021	Prairie View A&M	W • 84-49	12,419
01/17/2009	[11] Texas	L • 71-49	12,382
03/02/2016	Kansas State	W • 80-71	12,359
02/14/2005	[3] Kansas	W • 80-79 • 2OT	12,298
12/16/2019	Southern Miss	W • 71-65	12,290
12/28/2023	Sam Houston	W • 96-60	12,271
02/27/2019	Oklahoma State	W • 84-80	12,248
11/27/2021	Lamar	W • 89-58	12,233
02/25/2014	Kansas State	L • 60-56	12,224
02/21/2004	Texas A&M	W • 76-60	12,135
12/22/2021	Eastern Washington	W • 78-46	12,133
12/28/2021	Alabama State	W • 75-53	12,059
11/05/2024	Bethune-Cookman	W • 75-53	12,059
02/22/2003	Texas A&M	W • 70-69	12,029
01/06/2001	[7] Kansas	L • 94-82	11,820
01/25/2023	West Virginia	L • 76-61	11,802
12/13/2022	Eastern Washington	W • 77-70	11,627
02/28/2009	[3] Oklahoma	L • 78-63	11,574
12/23/2006	Bucknell	W • 72-60	11,561
01/20/2007	[5] Kansas	W • 69-64	11,469
12/04/2024	DePaul	W • 76-62	11,465
11/13/2024	Wyoming	W • 96-49	11,456
01/08/2005	[7] Oklahoma State	L • 76-66	11,456
02/13/2010	Texas A&M	L • 67-65	11,453
12/28/2018	UTRGV	W • 71-46	11,418
01/21/2017	Oklahoma State	L • 83-64	11,360
12/18/2000	Texas A&M-Corpus Christi	L • 86-80	11,352
11/17/2023	Texas A&M-Corpus Christi	W • 73-64	11,336
03/06/2004	Iowa State	W • 72-58	11,285
01/16/2008	[10] Texas A&M	W • 68-53	11,268
03/01/2008	[5] Texas	W • 83-80	11,184
02/12/2000	Baylor	W • 79-68	11,161
01/28/2017	LSU	W • 77-64	11,056
02/05/2003	Nebraska	W • 75-49	11,008
02/07/2009	Baylor	W • 83-76	10,962
02/10/2001	Texas A&M	L • 72-70	10,931

## HEAD COACH GRANT McCASLAND



Grant McCasland was named the 19th head coach in Texas Tech program history on March 31, 2023 by Director of Athletics Kirby Hocutt and made an immediate impact in his first season, leading the Red Raiders to the 2024 NCAA Tournament, a 23-11 overall record, and finishing the season at No. 22 in the national rankings.

A proven winner who began his career as the Texas Tech men's basketball Director of Operations from 1999-2001, McCasland became only the third head coach in program history to lead the Red Raiders to a 20-plus wins in their first seasons and the fourth to take the program to the national tournament in their first season. Tech finished tied for third in the Big 12 standings with an 11-7 conference record and also went 15-2 at home.

At the time of his hiring, McCasland said: "I want to thank President Lawrence Schovanec and Athletics Director Kirby Hocutt, and the committee for the opportunity to coach at Texas Tech. The commitment and vision for Texas Tech has no limits and we look forward to loving our team everyday with a greater purpose. We will strive daily for excellence in every aspect of our program, do things the right way, winning championships that values relationships throughout. Our family looks forward to joining the Red Raider nation and can't wait to get started in Lubbock."

Through 10 seasons as an NCAA head coach, McCasland is now 234-100 overall and 178-88 at the Division I level. The Red Raiders were the NCAA South Region's No. 6 seed and played in Pittsburgh where they fell to NC State in the first round. Tech finished the season with six wins over AP Top 25 opponents, including a 79-50 win over No. 6 Kansas and finishing the regular season with a 78-68 win over No. 11 Baylor.

Prior to Tech, McCasland had most recently spent six seasons at North Texas where he led the Mean Green to a 31-7 record and the National Invitation Tournament Championship in his final year. His teams led the nation in scoring defense the final two seasons he was in Denton after limiting opponents to just 55.7 points per game in both seasons. UNT held 27 of its 38 opponents under 60 points this season.

McCasland started his coaching career as the Texas Tech Director of Operations for two seasons under head coach James Dickey and took his first head coaching job at Midland College where he would win a NJCAA National Championship in 2007. The Red Raiders will be the 46-year-old McCasland's fifth head coaching job in a journey back to Texas Tech which includes leading Midland College from 2004-09, two years as the head

coach at Midwestern State (2009-11), five seasons as an assistant coach at Baylor (2011-16), and one as the head coach at Arkansas State (2016-17) before amassing an impressive 135-65 (.675) record at UNT.

An Irving, Texas native, McCasland is a Baylor graduate who played for the Bears from 1995-99 as a walk-on. He earned Academic All-Big 12 honorable-mention honors as a senior and graduated from Baylor in 1999 with a degree in entrepreneurship and management before getting his master's from Texas Tech in 2001.

At North Texas, McCasland led the Mean Green to three straight Conference USA titles (2020, 2021, 2022), their first NCAA Tournament victory, first NIT victories, most single-season victories, and most single-season league victories in program history among other achievements. Along with leading the nation by limiting teams to only 55.7 points per game, UNT ranked seventh nationally by holding opponents to 39.2 percent shooting.

During his final season in Denton, McCasland led UNT to a program-record 31 wins after winning the 2023 NIT Championship with a 68-61 victory over UAB in Las Vegas. The Mean Green were second in the C-USA standings with a 16-4 conference record and a 14-2 record on their home court. The program advanced to the NIT Finals with wins over Alcorn State, Sam Houston, Oklahoma State and Wisconsin to set up its matchup against UAB. The Mean Green earned the postseason championship by jumping out to a 37-27 halftime lead and limiting UAB to only 35.6 shooting throughout the night – capping the season with another dominant defensive performance. The Mean Green reached the NIT finals with a 56-54 win over Wisconsin in the semifinals by holding the Badgers scoreless over the final nine minutes of play and to only 13 second-half points. UNT trailed 41-29 at halftime before locking down on defense and limiting Wisconsin to only 24.0 percent shooting in the second half with its final basket coming with 9:07 still on the clock.

McCasland was named the 2020 C-USA Coach of the Year and has recruited and led UNT men's basketball student-athletes to 19 all-league honors, including two Conference USA Player of the Year selections in Javion Hamlet (2020) and Tylor Perry (2023). The Mean Green won the C-USA regular-season championship in 2020 and 2022 along with winning the C-USA Tournament in 2021. He led UNT to a 12-3 record in postseason games with the program having never won a postseason game before his arrival.

### PERSONAL

• Family: Wife, Cece; daughters Amaris and Jersey; sons Jett and Beckett (photo order: Grant, Jersey, Jett, Amaris, Beckett, Cece)

### EDUCATION

• College: Baylor, 1999 (B.S.); Texas Tech, 2001 (M.S.)

### COACHING EXPERIENCE

- 1999-2001: Texas Tech, director of operations
- 2001-03: Northeastern JC, assistant coach
- 2004-09: Midland College, head coach
- 2009-11: Midwestern State, head coach
- 2011-16: Baylor, assistant coach
- 2016-17: Arkansas State, head coach
- 2017-23: North Texas, head coach
- 2023-Current: Texas Tech, head coach

### RECORD BY SEASON (244-103 overall)

2009-10: Midwestern State, 31-3, 10-2 LSC  
2010-11: Midwestern State, 25-9, 9-5 SBC  
2016-17: Arkansas State, 20-12, 11-7 SBC  
2017-18: North Texas, 20-18, 8-10 C-USA  
2018-19: North Texas, 21-12, 8-10 C-USA  
2019-20: North Texas, 20-11, 14-4 C-USA  
2020-21: North Texas, 18-10, 9-5 C-USA  
2021-22: North Texas, 25-7, 16-2 C-USA  
2022-23: North Texas, 31-7, 16-4 C-USA  
2023-24: Texas Tech, 23-11, 11-7 Big 12  
2024-25: Texas Tech, 10-3, 1-1 Big 12

### POSTSEASON EXPERIENCE

- 2004-05 NJCAA, Elite Eight (Midland)
- 2006-07 NJCAA, National Champions (Midland)
- 2008-09 NJCAA, Finals (Midland)
- 2009-10 NCAA Division II, Elite Eight (Midwestern State)
- 2010-11 NCAA Division II, Elite Eight (Midwestern State)
- 2011-12 NCAA, Elite Eight (Baylor)
- 2012-13 NIT, champions (Baylor)
- 2013-14 NCAA, Sweet 16 (Baylor)
- 2014-15 NCAA, First Round (Baylor)
- 2015-16 NCAA, First Round (Baylor)
- 2017-18 CBI Champions (North Texas)
- 2020-21 NCAA Tournament, Round of 32 (North Texas)
- 2021-22 NIT Second Round (North Texas)
- 2022-23 NIT Champions (North Texas)
- 2023-24 NCAA Tournament First Round (Texas Tech)

# TOUGHEST TEAM WINS

## Our players explain...

**Grant McCasland** coaches mental and physical toughness every day at practice. Reinforces being the tougher team in pregame talks before taking the court. Demands it during timeouts and praises it after wins. On social media, 'Toughest Team Wins' is reduced to a hashtag: #TTW. It's much more than that though. 'Toughest Team Wins' permeates within the program and is a mindset instilled throughout the roster.

**Darriion Williams, junior from Sacramento, California:** "Tough means being resilient no matter how the game is going. You play your tail off and win."

**Chance McMillian, senior from Vallejo, California:** "Tough is being mentally strong no matter what obstacle is in front of you. Staying focused for however long it takes. Pushing yourself past limits you may have thought were there."

**Kerwin Walton, senior from Hopkins, Minnesota:** "Being tough means being able to overcome and push through any adversity regardless of how difficult it is."

**Elijah Hawkins, senior from Washington D.C.:** "Tough means having a strong mentality that however the game goes we will win. Fighting through tough times and coming together as a team and connecting and playing together."

**Eemeli Yalaho, sophomore from Jyväskylä, Finland:** "Being tough means staying resilient in the face of challenges and pushing forward even when it feels very hard."

**Corbin Green, junior from Midlothian, Texas:** "Being tough in basketball means staying composed under pressure, hustling on every play, and never letting setbacks dictate your next move. It's about playing with heart, no matter the score."

**Federiko Federiko, senior from Helsinki, Finland:** "Tough means to be the best in whatever I do. Whether it is on defense or offense just being a force on the court."

**Leon Horner, freshman from Dallas, Texas:** "Being tough to me is playing the hardest and when times get hard and on the brightest stage you perform at a high level."

**Kevin Overton, sophomore from Oklahoma City:** "Being able to fight through when adversity is around. Being able to prevail."

**Jack Francis, junior from Austin, Texas:** "Being tough means playing hard and doing things that benefit the team no matter the challenge or obstacle. Being tough is a physical and mental challenge and the best way to do it is to put others ahead of yourself."

**Christian Anderson, freshman from Atlanta, Georgia:** "Being tough means to always try your hardest and to always keep going even when things get hard."

JT Toppin, sophomore from Dallas, Texas: "Doing whatever is necessary to win. Being the most physical guy on the court at all times. I try not to let anything get to me. Keep negativity out of my head. You can't focus on missed shots or bad plays. You have to put that behind you and keep playing hard. You're not going to be perfect all the time but you can always keep going."

**Jazz Henderson, freshman from Dallas, Texas:** "Pushing through adversity when things aren't going your way. Staying confident."

**Yalaho:** "I focus on trying to control my emotions and staying present in the game."

**McMillian:** "I'm always thinking about the next play. You can't let past plays effect you."

**Horner:** "It started with training and the summer I build fighting through hard times, so when season in practice starts my body already use to it."

**Francis:** "I just try and focus on what I can control and to have confidence in myself. The confidence comes from all of the hours I have put in that aren't seen."

**Walton:** "By focusing on one goal, which is winning the game."

**Overton:** "Listening to our coaching staff has gotten me through tough times this season. They believe in me and I believe they will get me through anything. Believing in my teammates and helping us get right on the next play. That's all I try to focus on."

**Anderson:** "I fight through tough times on the court by always being mentally focused and strong while giving 100 percent effort."

**Green:** "I focus on simplicity like defense, communication, and effort. When things get tough, I trust my teammates, play for them, and use every ounce of energy to turn the game around."

**Henderson:** "Getting together with the guys and staying positive is important. Always being connected and being focused. Rally for each other."

**Federiko:** "I fight through tough times on the court by doing what I do the best and trust and lean on my teammates for help if needed."

**Williams:** "I do all the little things on the court. I don't care about stats as long as the team gets the win. That's all I care about. I always try to remember that there are a lot of ways to impact the game. You can't get down if things aren't going your way. You have to fight through and go back to the work that we put in every day. You go back to the basics and get your mind right."

**Yalaho:** "I moved to another country by myself to finish high school and to get recruited and it taught me a lot about myself."

**Walton:** "I fought through not playing much early in my college career and eventually earning my spot when I got the chance. I've learned that no matter what happens I have to keep working and stay ready when my name is called."

**Hawkins:** "Something I fought through is injury during the end of the summer. It thought me that you can't take any opportunity to play for granted."

**Federiko:** "Leaving home and moving to another country by myself and opening opportunities to my family and friends. That has taught me to be tough."

**McMillian:** "Getting a good grade in my math class in high school was tough. I didn't see that happening. I was persistent with it though."

**Williams:** "Getting past deaths in my family is something that was really hard in my life. I felt like I could have gone to the dark side at times but I stayed strong. Tried my best to stay levelheaded and remain a happy kid. It showed me that I can get through anything. Staying consistent and positive can get you through tough times."

**Overton:** "Accepting coaching was tough for me during the summer and preseason. I was overthinking things. Going on to the next play and accepting coaching made me better."

CONTINUED

**Henderson:** "I broke my ankle in my junior year of high school in the state tournament. I played the championship game with it. Fought through it and helped our team win the championship."

**Green:** "I was in a situation where I was challenged everyday by everyone around me and I would never falter because I knew if I gave up it would hurt the team. It has taught me that this does not apply to one area of life but all of it."

**Toppin:** "I remember how tough it was not being ranked in high school and not really understanding it. I felt overlooked. It kept me humble and grounded though. It kept me in the gym to work harder to reach my goals."

**Horner:** "I fought through high school not getting recruited as much and seeing other people getting there. It just made me more hungry so I kept grinding and my time came. I learned to always stay in your vision don't worry about the outside noise."

**Francis:** "Something I have fought for in my life was to play college basketball at the highest level. There were many ups and downs to this journey but the biggest thing I learned from it all is that you can accomplish anything you set your mind to."

**Anderson:** "One thing I fought through that was tough was Covid. It taught me to keep working even through the toughest of times even when the gyms got shut down."

**Hawkins:** "The toughest person I know is my mom. She taught me to never give up and to go for something that you really want in life."

**Francis:** "The toughest person I know is my Dad. He has always shown me the importance of putting others ahead of yourself."

**Williams:** "My two grandmas both beat cancer multiple times. My two rocks. If they can go through cancer and battle through chemo and stay positive, then there is no reason I can't in anything that I go up against. This is just basketball. They got through real serious adversity in their lives by pushing through it."

**McMillian:** "Judy Bowers. My mom. She showed what it means to work and succeed for others. She worked multiple jobs to support us. To make sure my brothers and sisters were good. I take pride in knowing that her hard work is instilled in me."

**Overton:** "My mother is tough. I've seen the hard things she has gone through and stayed positive. Seeing her work ethic has helped me."

**Yalaho:** "The toughest person I know is my mom. She's shown me how to get through tough things in many different ways."

**Federiko:** "My parents. Just the way they deal with everything bad or good."

**Toppin:** "My mom is the toughest person I know. She always worked hard for our family. Never made it about herself and showed me that hard work pays off. Anything can be accomplished if you work hard enough."

**Walton:** "The toughest people I know are my parents because they have overcome many obstacles that would have broke most people but they always push through and never make excuses. They taught me to never lose sight of my goals."

**Green:** "My Mother is the toughest person I know she has played the role of multiple but has been one. She does everything to put me in the best position I can be in life. She has endured plenty and has never quivered. I have learned what it truly means to be tough."

**Horner:** "My mom is definitely the toughest person I know. Working as hard as she does as a single parent raising three sons is hard."

**Hawkins:** "TTW means the team with the most grit and the most connected will win. This team can be tough because we learned early in the year how to fight and face adversity."

**McMillian:** "It's the most connected group that is able to maintain through all 40 minutes of the game."

**Walton:** "It means that the team with the most focus and grit will always find a way to win. Our team is tough because no matter who we play against, or where, we'll always find a way to fight and win."

**Toppin:** "You have to be the most physical player you can be and push yourself beyond even what you think you can do. No one is selfish on this team. That's tough. You see it all the time on teams where people make it about themselves. This team isn't like that. Everyone is focused on what they can do to make the team better. It's a tough mindset we all have."

**Francis:** "Toughest Team Wins means doing the small things that other teams aren't willing to do. It means doing those things from start to finish even when it's hard. I believe this team can be tough because we practice hard every single day. We don't take plays off and all of that will translate to being successful for the remainder of the year."

**Henderson:** "The team that stays together through adversity is the toughest team. Every team goes through things in games. It's a game of runs. When the other team goes on a run, you have to sustain it and focus on being tough to get the momentum back. Come out on top, no matter what it takes."

**Green:** "The team that plays with grit, dives for loose balls, locks down on defense, and refuses to give up will dominate. Toughness is a team effort, not an individual trait. We can be tough and we are tough but consistency defines which one we choose to be. If we choose to be all in, we are tough."

**Anderson:** "'Toughest Team Wins' means to me that the team that gives the most effort, does all the little things, and wins all the 50/50 plays will win the game. I think this team can be tough because everybody on the team are winners and we will do anything it takes to win and be the best."

**Federiko:** "Being the team that nobody wants to face just because of how hard the team plays every time. We're a tough team because of all the personalities we have. Everyone on this team is a winner on and off the court."

**Overton:** "The grittier team that is willing to scrap is going to win. Our character on this team is really strong. Great guys. Our collective fight is tough. Our willingness to fight can take us far."

**Horner:** "Toughest Team Wins is giving 100 percent each possession. I believe we have a really great team and great pieces. Just have to dominate everyone we play."

**Yalaho:** "It means the team that stays together and plays the hardest wins. I believe this team can be tough because we have each other's backs and we're willing to put in the hard work."

**Williams:** "You have to be the most physical team. Have the most grit, most desire and be the most resilient team to come out on top. Everyone on this team is focused on winning and doing everything it takes to win every possession. That's 'Toughest Team Wins'."

**Grant McCasland:** "Our saying 'Toughest Team Wins' means a lot to us. We're going to win because we are competitive in everything we do. We believe in each other and are going to give our hearts to each other. In the toughest of times, I always believe we are going to win."

# A FORMATIVE CONVERSATION

## How our players developed a love for the game of basketball

Before the roar of an arena crowd there was the sound of a kid bouncing a basketball in his bedroom, driveway or park court. Before dunks and 3-pointers, there were futile attempts and airballs. There was joy though. A made shot after countless misses that would keep them shooting. A parent, coach or teammate whose encouragement built their confidence and kept them going.

Through memories, influences and unique perspectives, we're attempting here in this space to explain how 13 players on the Texas Tech basketball roster developed a passion for the game. This isn't a complete biography on any of them. That's not the objective. In their own words, these are simply recollections from their formative years to help chart their basketball journeys that are now only a month away from the start of the 2024-25 season.

*Their responses tell this story.*

**Chance McMillian**, senior from Vallejo, California: "I was about 6 in a 'Cubby' basketball league that my mom put me in. They had the smaller hoops connected to the bigger hoops, but I would always shoot for the bigger hoop. I would make it. The coaches kept telling my mom that I should play up an age."

**Leon Horner**, freshman from Dallas: "I had a basketball with me everywhere I went growing up. Even in the stores and bathroom. I never let it go. I was playing all the time growing up. In the backyard and courts all over. That orange ball was everything to me."

**Kerwin Walton**, senior from Hopkins, Minnesota: "Not going to lie. I was bad. I couldn't make a shot. Maybe some layups. I remember going to Aquila Park in Minnesota with my dad and really starting to work on getting better. I spent an entire summer in that park with him. I could barely shoot a 3-pointer when we started. We played 21 and 1-on-1. Having fun, but also training."

**Elijah Hawkins**, senior from Washington, D.C.: "I was fast. Really fast. I remember falling in love with the game because it was always moving and I was faster than everyone. I was smaller, of course, but I could run by everyone. That made it fun."

**Federiko Federiko**, senior from Helsinki, Finland: "I played soccer before basketball. My first memory of basketball was a camp I went to. The Rekolan Urheilijat Beginners Basketball Camp in Vantaa, Finland. I had fun there and never stopped playing. Basketball is not as big as it is in the United States so making friends and competing against people in my age group or older was fun."

**Eemeli Yalaho**, sophomore from Jyväskylä, Finland: "My first team was with other kids who were four years older than me. It was fun, but tough. The only basket I scored that entire year was at the very end of the season in a tournament. It was just one basket but I still remember it giving me a feeling that I could do it."

**Christian Anderson**, freshman from Atlanta, Georgia: "I fell in love with the game right away. As far back as I can remember. My life has always revolved around the game. Watching my dad play basketball was where I first started loving the game. I remember watching him play in Germany with my siblings and wanting to be just like him."

**JT Toppin**, sophomore from Dallas: "I was a football player until middle school. I didn't start playing basketball until I was about 13. I made the switch. I didn't make my seventh-grade team but I tried again the next year and made the eighth-grade team. I just kept working and fell in love with the game."

**Darriin Williams**, junior from Sacramento, California: "My first memory is when I was playing in this league at a really young age. I can't remember the name of my team, but I think we wore black uniforms. The league was called CYBL. I got fouled on a three at the end of the game. I didn't score. I missed all three. I quit that league because I was so sad. I told my dad that I didn't want to play anymore."

**Kevin Overton**, sophomore from Oklahoma City: "I can remember being in like fifth grade and scoring in ways that no one else on my team or who we were playing could. I was just out there trying things I saw older guys and players on tv doing and I could do it. Generically talented, I guess, at that time."

**Jack Francis**, junior from Austin: "All I could do when I was younger was shoot. One dimensional for sure. I remember playing in a league called NWAYBA (Northwest Austin Youth Basketball Association) with a couple of my friends. It was coached by my friend's dad. We all the letters 'NP' on our hand. Next Play. That has stuck with me all my life."

**Jazz Henderson**, freshman from Dallas: "My first memory of basketball is playing in a gym when my dad was playing in a pro league."

**Corbin Green**, junior from Midlothian: "I was a baseball and football player most of the time when I was a kid. I didn't start playing basketball in middle school. My mom always had me in sports growing up but my main two became basketball and baseball. It was her way of keeping me out of trouble. I was mainly just passing and getting everyone involved when I first started playing basketball. When I was growing up, I always thought I'd be a pitcher in college."

**Hawkins**: "When I was 10 or 11 years old, I started to get consistent with working out and taking the game seriously. I was waking up early and going to the gym every day. I started going to camps, just playing every day and working for a purpose to get better at the game. I also played football but basketball was my love. I was young but I remember wanting to get up early and get to the gym as fast as possible to start playing again. I've always just wanted to play basketball."

**Williams**: "I think the game just took my mind off everything else that was going on in life. It was something that just allowed me to have fun. I grew up around it because my brother played basketball, and I was always trying to follow him around. I wanted to be just like him. I think just trying to be like him and just the fun of the game is where my passion for it started and continues to today."

**Toppin**: "I always liked dribbling the ball around but started to low-key get better at it just messing around before I was on a team. It was hard for me to get good at. I had growth spurts and got tall, but nothing came easy. I could just finish. I couldn't shoot. Finish and rebound around the rim. That's all I could do. Just a bunch of layups."

**Walton**: "My love for the game started watching my dad playing pick-up at different rec centers. He would always be playing with his friends. I saw him having fun and wanted to do the same thing."

**Overton**: "I think I've always been pretty talented at basketball, but there was a time for sure when I didn't know if I loved football or basketball more. I just knew I was good at basketball. The love came later. I developed a strong passion for it. My dad played college basketball and I was always really proud of that."

**Federiko**: "I started getting taller and then the game grew on me. I was kind of forced to play at first because of my height but it became my first love."

**McMillian**: "There was always a love for the game."

**Hawkins**: "My dad and uncle were always playing and loved the game. I think that's where I got it from. Seeing them enjoy it and seeing how they liked watching me play."

**Francis**: "As a kid, I looked at the game as being fun. A place to be with my friends. I can see now that it taught me lessons about life and gave me friendships that have lasted."

**Green**: "I was all over the place playing every sport. It gave me a lot of different experiences and environments. I think it helped me be able to adapt to different situations. It was a blessing."

**Horner**: "I was at my grandma's house. Maybe like 4-years-old. She got a mini hoop for me. I remember trying to dunk it and falling straight on my back and getting hurt. I was crying like crazy but finally got back up and kept playing."

**McMillian**: "The summer going into my junior year we were playing in the American Sports Center in Orange County, California. I remember it like it was yesterday. I had a really good game and got my first calls from college coaches. It gave me confidence that this is something that I could do. I felt like I needed to lock-in on basketball after that game."

CONTINUED

**Federiko:** “The first time I dunked the basketball was while playing in a park with my friends.”

**Williams:** “I didn’t really have the confidence to think I was good until about my senior year of high school. That’s when I dunked on someone for the first time. It made me feel confident and strong. Great feeling. It was really exciting because I wasn’t a high jumper at all. I had an injured knee before then and was still able to get through it and dunk. I was getting better and started taking the game more seriously. I played a lot before that dunk, but that dunk gave me the confidence that I needed for the first time to truly believe I was good.”

**Toppin:** “The game gave me goals. I started watching a lot of NBA and also seeing my friends getting better. That pushed me. It made me want to up my game. Keep working hard. When I got into high school, it started clicking for me.”

**Hawkins:** “My team in high school was ranked. DeMatha Catholic High School. I made varsity in my sophomore year. That didn’t happen for a lot of really good players. I understood right then that I might be able to play at high levels. I feel like everyone who comes from where I do in D.C. has a competitive edge to them. Where we come from makes us who we are.”

**Overton:** “I think I started figuring out the game at a higher level in my junior year. I became more consistent and confident.”

**Henderson:** “The best thing about playing when I was younger was definitely that I was just more advanced than a lot of the other kids so my team would usually always win. As a kid, I loved to compete and win. I was a selfish player when I was younger but always had good intentions of winning with my team.”

**Walton:** “There was a time when I was playing AAU and we made a good run at a national tournament. I made some big shots to help the team for the first time. It made an impact on me. It showed me the hard work that I was putting into the game was paying off. Sharing those moments after making the shots with my teammates and family after the game made me want to keep getting better. I felt special in those moments.”

**Francis:** “When we were younger, I had a group of friends that all played select basketball together. We ended up losing only four total games. That was a testament on how well we played as a group and that we were all selfless and enjoyed playing together.”

**Anderson:** “All the early mornings and late nights are in the gym is where I started understanding that the work was starting to pay off.”

**Horner:** “Sophomore year for me. I went for 24 points in the fourth round of the playoffs. It was a crazy crowd. I remember looking around during the game thinking that I could do this. Our team won a state championship in high school. We competed every day in practice and always worked hard. We played for each other and won it all.”

**Henderson:** “My favorite memory is the first time my dad coached me in a game and I made the game-winning shot. Seeing how happy we all were at the time made me want to keep going. The game was super fun.”

**Yalaho:** “I played soccer and basketball growing up. They both gave me happiness and freedom. I quit soccer when I was 14 though. I knew basketball was what I wanted to do. Take it more seriously. I started growing really tall and was too tall really to play soccer. They’re usually short. But I also really loved basketball. I was a point guard when I started playing. I wasn’t that tall yet and I was good at shooting and could move around.”

**McMillian:** “My mom has always been my biggest supporter. When I was young, she always encouraged me to enjoy the game but to get better. I had a little goal in our house that I would always dunk on and break. She just kept buying me hoops every time I broke one. She kept putting the game in my life. I wouldn’t be here right now without her. She showed me unconditional love and support throughout my life.”

**Walton:** “Ken Novak was my high school coach. He really helped me a lot in terms of learning and appreciating the game. Basketball genius, really. His knowledge of the game really impressed me. He helped me reach new heights. A great person who has always looked out for my best interest. My dad has always been a big part of my basketball life. He’s definitely who got me started. They both helped me get here and encouraged me.”

**Anderson:** “My dad coached after he played and I used to always go to his practices. I loved being there around the team and playing when I could get on the court. He played and coached in so many places that I got to be around. Having him as a source in the process I’m going through is rare. I’m really lucky to have my dad to guide me through everything.”

**Francis:** “I’ve been lucky to have great coaches throughout my life. My high school coach made a big impact on me. He was always there for me. Coach Pitt (Daniel Pittsford).”

**Toppin:** “Coach BT at Faith Family (Brandon Thomas). He kept me focused and told me how good I could be. He made me want to work harder. He mentored me into the player that I am today. My mom also. I’ve seen how hard she works every day and the sacrifices she’s made for me and our family. She’s taught me that everything happens for a reason and to put trust in what you’re doing and the ones you care about the most. Success doesn’t happen right away for everyone but if you put in the time and commit you can be successful.”

**Horner:** “My mom and my Papa. Having my mom taking me everywhere to play was big for me. I always appreciated it. We had 5 a.m. practices and she never complained about taking me. She is my motivation. I’ve already told her my goal is to get her a house to pay her back. My Papa taught me everything about the game and helped me fall in love with everything about it.”

**Hawkins:** “My dad and uncle were always there for me. They were always in my ear about learning the game, working hard and taking the game seriously. I learned not to take anything for granted from them.”

**Overton:** “Kyle Lindsted at Sunrise. He helped me understand what’s important. Him and Coach Luke (Barnwell). His ability to help me appreciate the little things helped me get to where I am today.”

**Federiko:** “Justice Graham. My high school coach in Finland. He made me take basketball more seriously. He made it fun.”

**Williams:** “My dad has always been the staple in my life for basketball. We’ve always gone back-and-forth, but I always know he believes in me. He coached me from the start and really kept me going when I might have quit basketball. He helped me develop the love for the game.”

**McMillian:** “Thomas McClanhan. He was my middle school AAU coach. He was on me tough. I appreciate that. It led me here. To good things.”

**Horner:** “In youth football I had Coach Pat. North Texas Rams when I was little. He got that dog out of me. Coach Jermaine O’Neal pushed me to get better when I was in high school at Dynamic Prep. He played at the highest level and showed me what it takes. The highest standard. My mom and big brother. My mom is always working and has done everything she can for my family. She taught me everything I know. My brother has been by my side and pushes me to get better.”

**Yalaho:** “Toni Nyman. It was during Covid and I wasn’t sure exactly where I was going. I was bigger then too. Not in great shape. He pushed me to go running and play basketball on the street. Anywhere we could. He coached me to get better and encouraged me to stay focused.”

**Green:** “Coach Middleton was big for me at Midlothian High School. Even before he was my high school coach, he was helping me develop into the player I am today.”

**Williams:** “I grew up wanting to be just like LeBron James. Still do.”

**Toppin:** “I wanted to be like Antawn Jamison. Wanted to have the same touch and feel around the basket. He was always someone I watched on tv and then tried to play like.”

**Walton:** “Kobe Bryant was always my biggest inspiration. He’s my all-time favorite player, the reason I wear 24. The way he approached the game and life made a deep impact on me. He was driven and focused.”

**Yalaho:** “I looked up to Lauri Markkanen for sure. He is from the same city as I’m from in Finland. My mom took me to one of his games and from there I really wanted to start playing. He’s a great example for me. Shows me there’s a chance if I keep working hard.”

**McMillian:** “I always looked up to Steph Curry. His shooting was something that motivated me. Also, Ray Allen. They are players who I have always wanted to play like.”

**Federiko:** “LeBron and Michael Jordan inspired me. I remember watching their highlights when I was kid. They dominated and influenced the game. I wanted to do that too.”

**Horner:** "LeBron James. The way he carries himself on the court and as a leader always impressed me. I grew up wanting to be just like him. Model my game and everything about myself like him."

**Anderson:** "I watched a lot of Curry. He changed the game with the 3-point shot. I loved the way Chris Paul played the game. He set up his teammates and was a leader on the floor. Steph, Chris Paul and Kobe are players I idolized. Kobe had a mentality that everyone can learn from. Michael Jordan. He was competitive and fearless. The way he played was perfect."

**Hawkins:** "There are a lot of players I really liked and tried to take stuff from to be better. Our games don't compare, but I really like Kevin Durant. We're from the same area."

**Francis:** "Kevin Durant was my biggest influence. I had every one of his jerseys and watched all of his games. I always watched his highlights before games and this quote of his resonated with me. 'Hard work beats talent when talent fails to work hard.'"

**Overton:** "My G.O.A.T. is Michael Jordan. From pace and finesse, making plays, Paul George is someone I want to play like. Shai Gilgeous-Alexander is on another level, but pace-wise I can see myself in him some."

**Federiko:** "I played with Lauri Markkanen on the Finland national team. He was always super professional and loved the game. I wanted to match his aggressiveness."

**McMillian:** "Darrion Williams. Honestly, he's the best player I've ever played with. He's very unselfish and knows how to make the right reads. He's always hyping people up. He makes the game fun for all his teammates."

**Hawkins:** "Kyle Foster. We were teammates at Howard. He was a fifth-year senior when I was a freshman. He pushed me and made me believe in myself. He made me think I could excel in college. Gave me confidence by learning from him."

**Walton:** "I played with Zeke Nnaji in high school. He's on the Denver Nuggets now. We shared the same drive and competitiveness as me. We were always working out on the court and hanging out together. We had the same dream and vision."

**Toppin:** "I've played with a lot of great players but Ja'Kobe Walter is probably the best. We played together with Team Trae Young. He's in the league now playing for Toronto. His example showed me that it can happen. That we can get there. We were teammates when we were kids and now he's in the NBA. Just keep working."

**Horner:** "Keyonte George. He was always a natural scorer and fluid. We played together when we were younger. Very skilled. Makes the game fun to watch."

**Henderson:** "JT (Toppin). He always shows up in the game. Always plays hard."

**Overton:** "Tucker DeVries. Two-time conference player of the year. I got to be around him last year at Drake and see what a player of the year does to get to that level. He took me in from the jump. I wasn't sure if I was going to play much in my freshman year, but I think Tucker saw that I was different and he was always there for me. As a freshman, I really appreciated it coming from a player like him who didn't really have to treat a young player like me that way. It's really helped me to get to where I'm at with my game."

**Williams:** "I was a freshman and played with Tré Coleman at Nevada. He was like my big brother on the team. He showed me the ropes, on my good and bad days. He was there for me that entire season and helped me grow up and understand the game more. It really helped me during the season. He built my confidence. I want to be like that now for our younger guys."

**Yalaho:** "I played with Damarius Owens at Western Reserve Academy. He's at Marquette now. He is an all-around player and great kid. He was really good on offense and defense. Didn't need the ball all the time and a great teammate."

**Overton:** "Everything has shaped me. My childhood has mentally prepared me for what I'm doing today. My love of the game goes way back."

**Walton:** "Basketball has helped me want to become the best version of myself. My dad taught me a lot about being self-driven, consistent and disciplined in everything I do. I think that approach started when I was really young and has continued to today."

**McMillian:** "If I didn't go through the trials and tribulations, I wouldn't be here right now. They've made me stronger. Basketball was huge in that. I've made mistakes that I've learned and grown from."

**Federiko:** "Basketball changed my life a lot. I'm a kid from Finland who now lives in West Texas playing at Texas Tech. Unreal. It's because of the game. I've learned a lot about myself and other people through basketball. I've grown through the game. I'm confident in myself to be able to adapt in any situation."

**Toppin:** "Basketball has given me confidence in everything I do. It built character and gave me connections. It's given me everything."

**Walton:** "The game fueled my competitive nature. I can be a quiet person, but I felt comfortable on the court. It brought something out in me that nothing else really did from an early age. My team won the state championship in my junior year of high school. My boys had been working our entire lives for that. We got it. Our team was bought in completely for each other. There was a real bond there. That game was in the Timberwolves arena. We talked about getting there and winning it forever. Nothing would stop us. That was the best feeling ever for me."

**Hawkins:** "My perspective changed through the game. I really think the game is why I really focus on details. Being consistent in my life. Not just the game. Time management. I think I grew up faster and became more mature because of my goals I have with the game."

**Francis:** "The game had a big impact on me, physically and mentally. I've gained a lot of memories and friendships. Tons of positive experiences that the game has provided me."

**Horner:** "Basketball changed my life in a lot of ways. I don't know where I'd be without the game. Don't want to even think about it really. It brought me here to Texas Tech and has given me incredible opportunities."

**Anderson:** "I don't just love it. I don't just play it. My mind is wrapped around basketball all the time. I live it. I'm motivated to be the best. I don't want to be anything but the best so that's what I worked towards every day. When I see someone who is better than me, that's motivation to work harder."

**Green:** "I originally committed to play college baseball but then got an opportunity at Air Force. I'm glad I had those experiences. I feel the game and the opportunity has made me into a better man."

**Yalaho:** "Finding joy in the game pushes me harder. It makes working hard easier. That's how I've seen and played basketball since I was young."

**McMillian:** "I've seen a lot playing the game all my life and can't wait to put it all together this season."

**Toppin:** "I've come a long way with the game and take it a lot more seriously. I was pretty good when I started playing but I can admit I was lazy at first. I've learned you have to work hard every day and keep getting better. The game has shown me that the harder you work the more you can accomplish."

**Williams:** "I love how it allows me to express myself and meet new people and get out of my comfort zone. I'm more of a shy person. I don't really like talking to new people but in basketball it's natural for me. We have opportunities to meet a lot of new people and impact my life in different ways. Basketball has always done that for me. Having fun with the game is really important. We come here every day and take the sport really seriously in practice, but it's still a game that we all started playing as kids. If you're just going to stress about it and not have fun, then you'll lose the love of the game. The fun part is what brings me back every day wanting to get better. Keeping that childish approach to parts of the game helps you."

## TEXAS TECH • SCORING RECORDS

### GAME • TOTAL POINTS • ALL GAMES

#### 50 POINTS

PLAYER	CL	OPPONENT	DATE
Dub Malaise	Sr.	at Texas • SWC	02/19/1966

#### 47 POINTS

PLAYER	CL	OPPONENT	DATE
Will Flemons	Sr.	Oral Roberts	02/15/1993

#### 44 POINTS

PLAYER	CL	OPPONENT	DATE
Rick Bullock	Sr.	at Arkansas • SWC	01/28/1976

#### 43 POINTS

PLAYER	CL	OPPONENT	DATE
Mike Singletary	So.	vs. Texas A&M • B12 Tourney	03/11/2009
Dub Malaise	Sr.	TCU • SWC	02/01/1966

#### 42 POINTS

PLAYER	CL	OPPONENT	DATE
Mike Russell	Jr.	Texas A&M • SWC	01/18/1977

#### 41 POINTS

PLAYER	CL	OPPONENT	DATE
Jarrius Jackson	Jr.	at Nebraska • B12	02/18/2006
Rayford Young	Jr.	[24] Kansas • B12	02/13/1999
Rick Bullock	So.	TCU • SWC	02/02/1974
Jim Reed	Jr.	at Furman	12/17/1954

#### 40 POINTS

PLAYER	CL	OPPONENT	DATE
Dub Malaise	Sr.	Texas A&M • SWC	02/15/1966
Dub Malaise	So.	Wyoming	12/12/1964

#### 39 POINTS

PLAYER	CL	OPPONENT	DATE
Cory Carr	Sr.	Louisiana-Lafayette	12/06/1997

### TEXAS TECH ALL-TIME 30-POINT SCORERS

PLAYER	TIMES
Dub Malaise	13
Cory Carr	10
Andre Emmett	10
Jason Sasser	8
Greg Lowery	7
Rick Bullock	5
Jarrius Jackson	5
Gene Knolle	5
Mike Russell	5
Keenan Evans	3
Lance Hughes	3
Jerry Mason	3
Jim Reed	3
Jarrett Culver	2
Harold Denney	2
Will Flemons	2
Bobby Measells	2
Del Ray Mounts	2
Mike Singletary	2
Alan Voskuil	2
Rayford Young	2
Tony Battie	1
Eugene Carpenter	1
Mark Davis	1
Andy Ellis	1
Sean Gay	1
Ben Hill	1
Leon Hill	1
Lenny Holly	1
Harold Hudgens	1
Pop Isaacs	1
Bubba Jennings	1
Mario Layne	1
Anthony Livingston	1
Curtis Marshall	1
Mac McClung	1
Steve Miles	1
Paul Nolen	1
Nick Okorie	1
Wendell Owens	1
Tom Patty	1
Norman Reuther	1
John Roberson	1
Ronald Ross	1
Clarence Swannegan	1
Ned Underwood	1
Martin Zeno	1
Bryson Williams	1
Darrion Williams	1

### 38 POINTS

PLAYER	CL	OPPONENT	DATE
Keenan Evans	Sr.	Texas • B12	01/31/2018
Harold Hudgens	Sr.	Rice • SWC	01/07/1961
Paul Nolen	So.	Arizona State • BC	02/14/1951

### 37 POINTS

PLAYER	CL	OPPONENT	DATE
Norman Reuther	Sr.	Arkansas • SWC	02/28/1967
Jim Reed	Sr.	Texas State	02/10/1956

### 36 POINTS

PLAYER	CL	OPPONENT	DATE
Rayford Young	Sr.	[10] Iowa State • B12	03/01/2000
Jason Sasser	Jr.	at TCU • SWC	03/04/1995
Jason Sasser	Jr.	TCU • SWC	02/04/1995

### 35 POINTS

PLAYER	CL	OPPONENT	DATE
Alan Voskuil	Sr.	[9] Kansas • B12	03/04/2009
Cory Carr	Sr.	Baylor • B12	01/13/1998
Greg Lowery	Jr.	SMU • SWC	02/27/1971
Greg Lowery	So.	at Texas • SWC	02/07/1970
Del Ray Mounts	So.	Arkansas • SWC	02/02/1960
Eugene Carpenter	Sr.	New Mexico State • BC	02/29/1956

### 34 POINTS

PLAYER	CL	OPPONENT	DATE
Nick Okorie	Sr.	at Colorado • B12	03/06/2010
Andre Emmett	Jr.	at [21] Missouri • B12	02/09/2003
Cory Carr	Jr.	vs. [21] Fresno State	12/21/1996
Jason Sasser	So.	Texas • SWC	02/20/1994
Bubba Jennings	Jr.	at New Mexico State	12/29/1984
Mike Russell	Sr.	vs. Houston • SWC Tourney	03/02/1978
Greg Lowery	Sr.	at TCU • SWC	02/29/1972
Greg Lowery	Jr.	at SMU • SWC	02/09/1971
Greg Lowery	Jr.	Arkansas • SWC	01/12/1971
Gene Knolle	Sr.	San Diego State	12/01/1970

### 33 POINTS

PLAYER	CL	OPPONENT	DATE
Bryson Williams	Sr.	at [5] Kansas	01/24/2022
Anthony Livingston	Sr.	Rice	12/03/2016
Mike Singletary	Sr.	at Iowa State • B12	01/26/2011
John Roberson	So.	at UTEP	12/17/2008
Martin Zeno	Sr.	Missouri • B12	01/23/2008
Andre Emmett	So.	at Colorado • B12	02/16/2002
Cory Carr	Sr.	Oklahoma State • B12	02/18/1998
Cory Carr	Jr.	Nebraska • B12	02/08/1997
Jerry Mason	Sr.	vs. TCU • SWC Tourney	03/10/1989
Greg Lowery	Jr.	vs. Jacksonville	12/28/1971
Gene Knolle	Jr.	vs. Pacific	12/28/1970
Dub Malaise	Sr.	Oklahoma	12/14/1965
Harold Denney	Jr.	Arkansas • SWC	01/04/1964
Del Ray Mounts	So.	[18] Texas A&M • SWC	02/26/1960

### 32 POINTS

PLAYER	CL	OPPONENT	DATE
Pop Isaacs	So.	[20] BYU • B12	01/20/2024
Keenan Evans	Sr.	[22] Nevada	12/05/2017
Jarrius Jackson	So.	at [15] Oklahoma • B12	02/05/2005
Andre Emmett	Sr.	Oklahoma State • B12	01/10/2004
Andre Emmett	So.	[6] Oklahoma State • B12	01/19/2002
Mario Layne	Sr.	Prairie View A&M	01/03/2000
Jason Sasser	Jr.	Texas • SWC	02/23/1995
Lance Hughes	Sr.	at Baylor • SWC	02/11/1995
Jerry Mason	So.	at Texas A&M • SWC	02/27/1988
Wendell Owens	Sr.	SMU • SWC	01/19/1987
Clarence Swannegan	Sr.	Texas-Arlington	12/10/1981
Ben Hill	Jr.	vs. Washington	12/26/1980
Mike Russell	Jr.	Texas • SWC	02/12/1977
Mike Russell	Jr.	at Baylor • SWC	01/22/1977
Rick Bullock	Sr.	[14] Kansas State	11/29/1975
Rick Bullock	Sr.	Texas • SWC	02/10/1976
Rick Bullock	So.	Arkansas • SWC	02/12/1974
Gene Knolle	Sr.	SMU • SWC	02/27/1971
Gene Knolle	Sr.	Baylor • SWC	02/02/1971
Gene Knolle	Jr.	at Washington	12/05/1970
Greg Lowery	So.	Rice • SWC	02/24/1970
Bobby Measells	Sr.	Texas • SWC	02/21/1967
Bobby Measells	Jr.	at New Mexico State	12/28/1965
Jim Reed	Sr.	at Nebraska	12/09/1955

### 31 POINTS

PLAYER	CL	OPPONENT	DATE
Jarrett Culver	So.	at Iowa State	03/09/2019
Keenan Evans	Sr.	at South Carolina	01/27/2018
Jarrius Jackson	Sr.	at [6] Texas A&M • B12	02/13/2007

Jarrius Jackson	Sr.	at Oklahoma • B12	02/03/2007
Jarrius Jackson	Sr.	at UTEP	11/25/2006
Andre Emmett	Jr.	New Mexico State	12/21/2002
Andre Emmett	Jr.	New Mexico	12/18/2002
Cory Carr	Sr.	at Baylor • B12	02/01/1998
Cory Carr	Sr.	Kansas State • B12	01/21/1998
Cory Carr	Sr.	at Nevada	12/27/1997
Tony Battie	Jr.	Colorado • B12	01/11/1997
Cory Carr	Jr.	vs. New Mexico State	12/27/1996
Jason Sasser	Fr.	at Baylor • SWC	03/06/1993
Will Flemons	Sr.	at Texas • SWC	01/23/1993
Lance Hughes	Fr.	at Rice • SWC	02/22/1992
Mike Russell	Jr.	South Carolina	12/04/1976
Dub Malaise	Jr.	at Baylor • SWC	02/23/1965
Harold Denney	Sr.	Arkansas • SWC	01/09/1965
Dub Malaise	Jr.	Colorado	12/21/1964
Ned Underwood	Jr.	Arizona • BC	02/06/1956

### 30 POINTS

PLAYER	CL	OPPONENT	DATE
Darrion Williams	Sr.	[6] Kansas • B12	02/12/2024
Mac McClung	Jr.	at West Virginia • B12	01/25/2021
Jarrett Culver	So.	Abilene Christian	12/15/2018
Alan Voskuil	Jr.	[18] Kansas State • B12	02/13/2008
Ronald Ross	Sr.	San Francisco	01/01/2005
Curtis Marshall	Sr.	UNC-Asheville	11/19/2004
Andre Emmett	Jr.	vs. [3] Texas • B12 Tourney	03/14/2003
Andre Emmett	Jr.	at [16] Oklahoma State • B12	02/24/2003
Andre Emmett	So.	Baylor • B12	02/12/2002
Andre Emmett	So.	at SMU	11/20/2001
Andy Ellis	So.	Indiana	11/19/1999
Cory Carr	Jr.	at Missouri • B12	02/25/1997
Jason Sasser	Sr.	at Houston • SWC	02/17/1996
Mark Davis	Sr.	SMU • SWC	01/21/1995
Jason Sasser	Jr.	SMU • SWC	01/21/1995
Jason Sasser	So.	Texas A&M • SWC	02/05/1994
Lenny Holly	So.	Texas • SWC	02/25/1993
Lance Hughes	So.	TCU • SWC	01/30/1993
Steve Miles	Sr.	at Texas • SWC	02/23/1991
Sean Gay	Sr.	Portland	12/19/1988
Jerry Mason	So.	Rice • SWC	01/06/1988
Dub Malaise	Jr.	at Arkansas • SWC	03/02/1965
Dub Malaise	Jr.	Texas • SWC	02/16/1965
Dub Malaise	Jr.	at Texas A&M • SWC	02/09/1965
Dub Malaise	Jr.	SMU • SWC	01/26/1965
Dub Malaise	Jr.	Nebraska	12/19/1964
Tom Patty	Sr.	Rice • SWC	03/03/1964
Dub Malaise	So.	TCU • SWC	02/18/1964
Leon Hill	Sr.	Missouri	12/20/1958

### SINGLE GAME • TOTAL POINTS • ALL GAMES • FRESHMAN

PLAYER	PTS	OPPONENT	DATE
Jason Sasser	31	at Baylor • SWC	03/06/1993
Lance Hughes	31	at Rice • SWC	02/22/1992
John Roberson	28	Northwestern State	12/29/2007
Jahmi'us Ramsey	27	Long Island	11/24/2019
Jordan Tolbert	27	Cal State Bakersfield	12/27/2011
Jordan Tolbert	27	at TCU	12/06/2011
Jarrett Culver	26	at West Virginia	02/26/2018
Jahmi'us Ramsey	26	at [3] Kansas	02/01/2020
Jarrett Culver	25	Oklahoma State	01/23/2018
Jahmi'us Ramsey	25	vs. Houston Baptist	11/13/2019
Jahmi'us Ramsey	25	at Iowa State	02/22/2020
Pop Isaacs	24	Nicholls	12/07/2022
Pop Isaacs	23	at Texas	01/14/2023

### SINGLE GAME • TOTAL POINTS • ALL GAMES • SOPHOMORE

PLAYER	PTS	OPPONENT	DATE
Mike Singletary	43	vs. Texas A&M • B12 Tourney	03/11/2009
Rick Bullock	41	TCU • SWC	02/02/1974
Dub Malaise	40	Wyoming	12/12/1964
Paul Nolen	38	Arizona State • BC	02/14/1951
Greg Lowery	35	at Texas • SWC	02/07/1970
Del Ray Mounts	35	Arkansas • SWC	02/02/1960

### SINGLE GAME • TOTAL POINTS • ALL GAMES • JUNIOR

PLAYER	PTS	OPPONENT	DATE
Mike Russell	42	Texas A&M • SWC	01/18/1977
Rayford Young	41	[24] Kansas • B12	02/13/1999
Jim Reed	41	at Furman	12/17/1954
Jarrius Jackson	41	at Nebraska • B12	02/18/2006
Jason Sasser	36	at TCU • SWC	03/04/1995
Jason Sasser	36	TCU • SWC	02/04/1995

### SINGLE GAME • TOTAL POINTS • ALL GAMES • SENIOR

PLAYER	PTS	OPPONENT	DATE
Dub Malaise	50	at Texas • SWC	02/19/1966
Will Flemons	47	Oral Roberts	02/15/1993
Rick Bullock	44	at Arkansas • SWC	01/28/1976
Dub Malaise	43	TCU • SWC	02/01/1966
Dub Malaise	40	Texas A&M • SWC	02/15/1966

# TEXAS TECH • SINGLE-GAME RECORDS

## GAME • TEAM POINTS • ALL GAMES

	PTS	OPPONENT	DATE	RESULT
1	128	Texas [SWC]	02/20/2004	W • 128-125
2	122	at Baylor [SWC]	02/11/1995	W • 122-91
3	119	UNC Asheville	11/19/2004	W • 119-55
	119	Texas Wesleyan	11/30/1981	W • 119-89
5	118	Houston Baptist	01/29/1992	W • 118-53
6	117	Oral Roberts	02/15/1993	W • 117-99
	117	at Texas [SWC]	02/19/1966	W • 117-86
	117	UTEP [BC]	02/27/1956	W • 117-90
9	116	Houston Baptist	11/29/1994	W • 116-82
10	115	Baylor [SWC]	01/04/1966	W • 115-77
	114	McMurry	12/02/1965	W • 114-70
	113	Arizona State [BC]	02/01/1956	W • 113-63
	111	Houston Christian	12/21/2022	W • 111-67
	111	vs. [21] Fresno State	12/21/1996	W • 111-101
	111	South Dakota State	12/01/1979	W • 111-75
	111	at Furman	12/17/1954	W • 111-103

## GAME • TEAM POINTS • BIG 12 GAMES

	PTS	OPPONENT	DATE	RESULT
1	102	Texas A&M	02/07/1998	W • 102-75
2	97	Colorado	02/02/2005	W • 97-90
	97	at Colorado	02/16/2002	W • 97-79
4	95	Colorado	02/17/2007	W • 95-74
5	94	[6] Oklahoma State	01/19/2002	W • 94-70
6	93	Baylor	01/02/1999	W • 93-62
7	92	at Iowa State	01/26/2011	W • 92-83
	92	Missouri	01/23/2008	W • 92-84
	92	Oklahoma State	01/28/2006	W • 92-90 • OT
	92	[6] Oklahoma	01/26/2002	W • 92-79
11	91	at [5] Kansas	01/24/2022	L • 94-91 • 2OT
	91	Kansas	02/23/2019	W • 91-62
	91	at [17] Oklahoma State	02/10/2007	L • 93-91 • 2OT
	91	at Baylor	03/02/2002	W • 91-89
	91	Missouri	02/20/2002	W • 91-68
	91	at Iowa State	01/09/2021	W • 91-64
	90	Oklahoma State	01/09/2024	W • 90-73
	90	at Colorado	03/06/2010	L • 101-90
	90	Baylor	02/12/2002	W • 90-65
	90	[24] Kansas	02/13/1999	W • 90-84

## GAME • LARGEST MARGIN OF VICTORY • ALL GAMES

	PTS	OPPONENT	DATE	SCORE
1	72	Nicholls State	12/07/2002	107-35
2	65	Houston Baptist	01/29/1992	118-53
3	64	UNC-Asheville	11/19/2004	119-55
4	62	South Carolina State	12/17/2014	101-39
5	56	Omaha	11/23/2021	96-40
6	55	Louisiana Tech	12/05/2007	86-31
	55	Montana State-Northern	11/29/1978	109-54
8	54	Stetson	12/22/2001	101-47
9	53	UTRGV	12/07/2005	103-50
10	52	Centenary College	11/27/2004	93-41
	51	Prairie View A&M	12/10/1994	107-56
	50	Jackson State	12/17/2022	102-52
	50	Arizona State [BC]	02/01/1956	113-63
	50	Incarate Word	11/06/2018	87-37

## GAME • LARGEST MARGIN OF VICTORY • BIG 12 HOME GAMES

	PTS	OPPONENT	DATE	SCORE
1	46	TCU	02/10/2020	88-42
2	35	Oklahoma State	01/04/2020	85-50
3	31	West Virginia	02/04/2019	81-50
	31	Baylor	01/02/1999	93-62
5	29	[6] Kansas	02/12/2024	79-50
	29	Kansas	02/23/2019	91-62
	27	Texas A&M	02/07/1998	102-75
	27	Iowa State	03/04/2021	81-54
	26	Oklahoma	03/02/2011	84-58
	26	Nebraska	02/05/2003	75-49
	26	Baylor	01/18/2003	80-64
	26	Iowa State	02/02/2002	69-43
	25	Baylor	02/12/2002	90-65
	25	Kansas State	01/06/2002	74-49
	24	[18] Baylor	12/29/2017	77-53
	24	[6] Oklahoma State	01/19/2002	94-70
	23	Missouri	02/20/2002	91-68
	21	Colorado	02/17/2007	95-74
	21	Oklahoma State	01/10/2004	83-62
	21	Texas A&M	02/23/2002	74-53
	20	Iowa State	01/18/2020	72-52
	20	Baylor	02/03/2004	83-63
	20	[11] Oklahoma	01/19/2004	67-47
	20	Missouri	01/28/1998	80-60
	20	TCU	03/02/2021	69-49

## GAME • LARGEST MARGIN OF VICTORY • BIG 12 ROAD GAMES

	PTS	OPPONENT	DATE	SCORE
1	*31	vs. Iowa State	03/10/2022	72-41
2	30	at Iowa State	02/22/2020	87-57
3	28	at Oklahoma State	02/13/2019	78-50
4	27	at Iowa State	01/09/2021	91-64
5	19	at Kansas State	02/10/2018	66-47

\*Big 12 Tournament

## GAME • FIELD GOALS MADE • ALL GAMES

	FGM	OPPONENT	DATE
1	67	East Central	11/20/2008
2	51	Texas Wesleyan	11/30/1981
3	49	Arizona State	02/01/1956
	49	Baylor • SWC	01/04/1966
5	47	TCU • SWC	03/08/1975

## GAME • FIELD GOALS ATTEMPTED • ALL GAMES

	FGA	OPPONENT	DATE
1	113	East Central	11/20/2008
2	101	Arizona State • BC	02/01/1956
3	94	Texas Wesleyan	11/30/1981
4	92	TCU • SWC	03/08/1975
5	88	Texas A&M • SWC	01/31/1990

## GAME • FIELD GOAL PERCENTAGE • ALL GAMES

	PCT	OPPONENT (FGM-FGA)	DATE
1	.727	New Orleans (24-33)	01/14/1989
2	.682	at TCU • SWC (30-44)	02/27/1993
3	.680	Utah (34-50)	11/29/1984
4	.677	SMU • SWC (42-62)	02/27/1971
5	.675	Arkansas • SWC (27-40)	01/16/1985

## GAME • FIELD GOALS MADE • BIG 12 GAMES

	FGM	OPPONENT	DATE
1	40	Texas A&M	02/07/1998
2	35	Oklahoma State	01/09/2024
	35	at Iowa State	01/26/2011
4	34	at Kansas	01/24/2022
	34	at West Virginia	01/25/2021
	34	Kansas	02/23/2019
	34	at Colorado	02/20/2008
	34	Baylor	01/18/2003
	34	at Iowa State	02/10/2003

## GAME • FIELD GOALS ATTEMPTED • BIG 12 GAMES

	FGA	OPPONENT	DATE
1	80	Missouri	01/13/2010
2	79	at Kansas	02/09/2002
3	73	at West Virginia	01/25/2021
	73	at Kansas	01/24/2022
5	72	at Colorado	02/11/1998

## GAME • FIELD GOAL PERCENTAGE • BIG 12 GAMES

	PCT	OPPONENT (FGM-FGA)	DATE
1	.642	at Iowa State (34-53)	02/12/2003
2	.622	TCU (28-45)	03/02/2013
3	.619	Oklahoma State (39-63)	01/19/2002
4	.617	Iowa State (29-47)	03/04/2021
5	.618	at Colorado (34-55)	02/20/2008

## GAME • FIELD GOALS MADE • ALL GAMES

	FGM	PLAYER	FGA	OPPONENT	DATE
1	18	Dub Malaise		at Texas • SWC	02/19/1966
	18	Jim Reed		at Furman	12/17/1954
3	17	Will Flemons		Oral Roberts	02/15/1993
4	16	Rick Bullock		Arkansas • SWC	02/03/1976
	16	Rick Bullock		TCU • SWC	02/02/1974
	16	Bobby Measells		at New Mexico State	12/28/1965
	16	Eugene Carpenter		New Mexico State • BC	02/29/1956
	16	Jim Reed		West Texas A&M • BC	02/10/1956

## GAME • FIELD GOALS ATTEMPTED • ALL GAMES

	FGA	PLAYER	FGM	OPPONENT	DATE
1	33	Virgil Johnson		Hardin-Simmons • BC	03/03/1953
2	32	Dub Malaise		at Texas • SWC	02/12/1963
3	28	Jarrius Jackson		vs. [19] Wake Forest	11/18/2005
4	26	Andre Emmett		at [16] Oklahoma State • B12	02/24/2003
	26	Cory Carr		Baylor • B12	01/13/1998
	26	Cory Carr		at Baylor • B12	02/15/1997
	26	Ron Richardson		SMU • SWC	01/13/1973

## GAME • FIELD GOAL PERCENTAGE • ALL GAMES • MIN: 10 FGA

	PCT	PLAYER	FGM-FGA	OPPONENT	DATE
1	1.000	Darrius Williams	12-12	[6] Kansas • B12	02/12/2024
	1.000	Greg Lowery	11-11	Rice • SWC	02/24/1970
	1.000	Will Flemons	10-10	Midwestern State	12/17/1992
	1.000	Steve Miles	10-10	UTRGV	12/03/1990
5	.923	Jarrett Culver	12-13	Abilene Christian	12/15/2018
6	.917	Andre Emmett	11-12	at Iowa State • B12	02/12/2003
	.909	JT Toppin	10-11	Wyoming	11/13/2024
	.909	Sean Gay	10-11	vs. Portland	12/01/1989
	.909	Tony Benford	10-11	Houston • SWC	01/04/1986
	.909	Mike Russell	10-11	TCU • SWC	01/12/1977
	.909	Del Ray Mounts	10-11	Loyola-New Orleans	12/12/1960
	.900	Jordan Tolbert	9-10	TCU • B12	03/02/2013
	.900	Tony Battie	9-10	at Texas • SWC	02/24/1996

## GAME • FIELD GOALS MADE • BIG 12 GAMES

	FGM	PLAYER	FGA	OPPONENT	DATE
1	15	Jarrius Jackson		at Nebraska	02/18/2006
2	14	Andre Emmett		at Missouri	02/09/2003
	14	Andre Emmett		at Colorado	02/16/2002
4	13	Andre Emmett		at [14] Oklahoma State	02/06/2002
	13	Rayford Young		[10] Iowa State	03/01/2000
	13	Cory Carr		at Baylor	02/01/1998
7	12	Darrius Williams		[6] Kansas • B12	02/12/2024
8	11	Jaylon Tyson		at West Virginia	02/18/2023
	11	Mac McClung		at West Virginia	01/25/2021
	11	Jarrett Culver		West Virginia	02/04/2019
	11	Jahmi'us Ramsey		at Iowa State	02/22/2020

## GAME • FIELD GOALS ATTEMPTED • BIG 12 GAMES

	FGA	PLAYER	FGM	OPPONENT	DATE
1	26	Andre Emmett		at Oklahoma State	02/24/2003
	26	Cory Carr		Baylor	01/13/1998
	26	Cory Carr		at Baylor	02/15/1997
4	25	Martin Zeno		Baylor	03/08/2008
	25	Jarrius Jackson		at Oklahoma	02/03/2007
	25	Cory Carr		at Colorado	02/11/1998

## GAME • FIELD GOAL PERCENTAGE • BIG 12 GAMES • MIN: 10 FGA

	PCT	PLAYER	FGM-FGA	OPPONENT	DATE
1	1.000	Darrius Williams	12-12	[6] Kansas	02/12/2024
2	.917	Andre Emmett	11-12	at Iowa State	02/12/2003
3	.900	Jordan Tolbert	9-10	TCU	03/02/2013
4	.818	Davion Warren	9-11	Kansas State	02/28/2022
	.818	Cliff Owens	9-11	at Texas	01/17/1998

## GAME • 3-POINT FIELD GOALS MADE • ALL GAMES

	3FGM	OPPONENT	DATE
1	16	Bethune-Cookman	11/05/2024
	16	Kansas	02/23/2019
	16	UNC-Asheville	11/19/2004
	16	vs. New Mexico State	12/27/1996
4	15	Sam Houston	12/28/2023
	15	[9] Kansas • B12	03/04/2009
	15	Houston Baptist	01/29/1992
	14	Arkansas-Pine Bluff	11/19/2024
	14	at TCU • B12	01/30/2024
	14	vs. Villanova	11/22/2023
	14	Oklahoma State	03/04/2023
	14	South Carolina State	12/27/2022
	14	Florida Atlantic	12/19/2018
	14	Eastern Kentucky	11/22/2008
	13	at West Virginia • B12	03/02/2024
	13	at Butler	11/30/2023
	13	vs. Jackson State	12/17/2022
	13	TCU	02/10/2020
	13	East Central	11/20/2008
	13	Missouri State	12/09/1995
	12	[21] Baylor	01/17/2023
	12	vs. Montana State	03/18/2022
	12	at Oklahoma State	02/13/2019
	12	Baylor	02/16/2019
	12	LSU	01/28/2017
	12	at West Virginia • B12	01/22/2014
	12	Northern Arizona	11/11/2013
	12	Georgia Southern	11/23/2010
	12	at Nebraska • B12	02/27/2010
	12	Missouri • B12	01/13/2010
	12	Little Rock	11/14/2006
	12	Missouri • B12	01/28/1998
	12	at [25] George Washington	11/30/1996
	12	TCU • SWC	02/07/1996
	12	Rice • SWC	03/02/1996
	12	vs. [25] North Carolina • NCAA-T	03/17/1996
	12	vs. Nevada	11/25/1990

TEXAS TECH • SINGLE-GAME RECORDS

GAME • 3-POINT FIELD GOALS ATTEMPTED • ALL GAMES

	3FGA	OPPONENT	DATE
1	37	Nicholls State	12/14/1995
	37	New Mexico	12/08/1993
3	36	vs. Villanova	11/22/2023
4	35	Arkansas-Pine Bluff	11/18/2024
	35	vs. New Mexico State	12/27/1996
5	33	Sam Houston	12/28/2023
	33	TCU • SWC	02/07/1996
	33	vs. St. John's • NCAA-T	03/18/1993

GAME • 3-POINT FIELD GOAL PERCENTAGE • ALL GAMES

	PCT	OPPONENT (FGM-FGA)	DATE
1	.818	vs. [21] Fresno State (9-11)	12/21/1996
2	.727	Baylor • B12 (8-11)	02/09/2005
3	.714	vs. [3] Texas • B12-T (10-14)	03/14/2003
4	.700	Eastern Kentucky (7-10)	11/19/2016
	.700	Minnesota (7-10)	01/01/2004
	.700	Rice • SWC (7-10)	02/16/1991
	.700	Texas • SWC (7-10)	02/25/1987
	.700	Arkansas • SWC (7-10)	01/10/1987

GAME • 3-POINT FIELD GOALS MADE • ALL GAMES

	3FGM	PLAYER	OPPONENT	DATE
1	9	Alan Voskuil	[9] Kansas • B12	03/04/2009
2	8	Chance McMillian	at Butler	11/30/2023
	8	Alan Voskuil	Eastern Kentucky	11/22/2008
	8	Devaughtah Williams	at [14] Baylor • B12	03/06/2015
5	7	Kerwin Walton	Bethune-Cookman	11/05/2024
	7	Lance Hughes	Houston • SWC	02/15/1995
	7	Cory Carr	Rice • SWC	03/02/1996
	7	Cory Carr	vs. New Mexico State	12/27/1996
	7	Cory Carr	at Missouri • B12	02/25/1997
	7	Stan Bonewitz	at Texas A&M • B12	02/21/1998
	7	Jayson Mitchell	North Texas	12/01/1999
	7	Nathan Doudney	vs. [3] Texas • B12-T	03/14/2003
	7	John Roberson	Nebraska • B12	01/22/2011
	7	Dusty Hannahs	at West Virginia • B12	01/22/2014

GAME • 3-POINT FIELD GOALS ATTEMPTED • ALL GAMES

	3FGA	PLAYER	OPPONENT	DATE
1	19	Cory Carr	at Baylor • B12	02/15/1997
2	16	Cory Carr	vs. New Mexico State	12/27/1996
3	15	Jarrius Jackson	Texas • B12	01/31/2007
4	14	Todd Duncan	at Rice • SWC	02/07/1988
	14	Alan Voskuil	[9] Kansas • B12	03/04/2009

GAME • 3-POINT FIELD GOAL PERCENTAGE • ALL GAMES • MIN: 5 3FGM

	PCT	PLAYER	3FGM-FGA	OPPONENT	DATE
1	1.000	Dusty Hannahs	7-7	at West Virginia • B12	01/22/2014
	1.000	Keenan Evans	5-5	Houston Baptist	11/11/2016
	1.000	Matt Mooney	5-5	at Oklahoma State	02/13/2019
4	.889	Devaughtah Williams	8-9	at [14] Baylor • B12	03/06/2015
5	.857	Kerwin Walton	6-7	Omaha	12/06/2023
	.857	Bryant Moore	6-7	New Mexico State	12/19/1991
	.857	Stan Bonewitz	6-7	at [25] George Washington	11/30/1996
	.857	Cory Carr	6-7	vs. [21] Fresno State	12/21/1996
	.857	Charlie Burgess	6-7	at TCU	11/29/2006
	.857	John Roberson	6-7	at Alaska-Anchorage	11/22/2007

GAME • 3-POINT FIELD GOALS MADE • BIG 12 GAMES

	3FGM	OPPONENT	DATE
1	16	[12] Kansas	02/23/2019
2	15	[9] Kansas	03/04/2009
3	14	at TCU • B12	01/30/2024
	14	Oklahoma State	03/04/2023
5	13	at West Virginia • B12	03/02/2024
	13	TCU	02/10/2020

GAME • 3-POINT FIELD GOALS ATTEMPTED • BIG 12 GAMES

	3FGA	OPPONENT	DATE
1	31	at West Virginia	03/02/2024
	31	[21] Baylor	01/17/2023
	31	at Colorado	02/11/1998
4	30	Oklahoma State	03/04/2023
5	29	Baylor	02/16/2019
	29	at Baylor	02/15/1997
	29	[22] Texas	01/31/2007

GAME • 3-POINT FG PERCENTAGE • BIG 12 GAMES • MIN: 10 3FGA

	PCT	OPPONENT (FGM-FGA)	DATE
1	.727	Baylor (8-11)	02/09/2005
2	.692	at Oklahoma State (9-13)	02/25/2006
3	.643	at Iowa State (9-14)	02/12/2003
	.643	Baylor (9-14)	01/02/1999
5	.632	at West Virginia (12-19)	01/22/2014

GAME • 3-POINT FIELD GOALS MADE • BIG 12 GAMES

	3FGM	PLAYER	OPPONENT	DATE
1	9	Alan Voskuil	[9] Kansas	03/04/2009
2	8	Devaughtah Williams	at [14] Baylor	03/06/2015
3	7	Cory Carr	at Missouri	02/25/1997
	7	Stan Bonewitz	at Texas A&M	02/21/1998
	7	John Roberson	Nebraska	01/22/2011
	7	Dusty Hannahs	at West Virginia	01/22/2014
7	6	Chance McMillian	at [11] Oklahoma	01/27/2024
	6	Kerwin Walton	at [5] Houston	01/17/2024
	6	Pop Isaacs	[20] BYU	01/20/2024
	6	Cory Carr	at Kansas State	01/18/1997
	6	Cory Carr	Nebraska	02/08/1997
	6	Ronald Ross	at [16] Texas	01/25/2005
	6	Nick Okorie	at Nebraska	02/27/2010

GAME • 3-POINT FIELD GOALS ATTEMPTED • BIG 12 GAMES

	3FGA	PLAYER	OPPONENT	DATE
1	19	Cory Carr	at Baylor	02/15/1997
2	15	Jarrius Jackson	Texas	01/31/2007
3	14	Alan Voskuil	[9] Kansas	03/04/2009
4	13	Cory Carr	at Oklahoma	01/15/1997
	13	Cory Carr	at Missouri	02/25/1997

GAME • 3-POINT FIELD GOAL PERCENTAGE • BIG 12 GAMES

	PCT	PLAYER	FGM-FGA	OPPONENT	DATE
1	1.000	Darrion Williams	4-4	[6] Kansas	02/12/2024
	1.000	Matt Mooney	5-5	at Oklahoma State	02/13/2019
	1.000	Tommy Hamilton IV	4-4	at Kansas State	02/10/2018
	1.000	Dusty Hannahs	7-7	at West Virginia	01/22/2014
5	.889	Devaughtah Williams	8-9	at [14] Baylor	03/06/2015

GAME • FREE THROWS MADE • ALL GAMES

	FTM	OPPONENT	DATE
1	42	vs. Houston • SWC-T	03/10/1994
2	41	Arizona • BC	02/06/1956
	41	at Arizona • BC	01/11/1956
4	40	Louisiana-Lafayette	12/06/1997
5	38	Arizona • BC	02/22/1954

GAME • FREE THROWS ATTEMPTED • ALL GAMES

	FTA	OPPONENT	DATE
1	58	vs. Houston • SWC-T	03/10/1994
2	53	Louisiana-Lafayette	12/06/1997
3	52	at. Eastern New Mexico	01/25/1955
4	51	UTEP • BC	02/27/1956
	51	Hardin-Simmons • BC	02/28/1955

GAME • FREE THROW PERCENTAGE • ALL GAMES

	PCT	OPPONENT (FTM-FTA)	DATE
1	1.000	at Iowa State (13-13) • B12	03/09/2019
	1.000	at [4] Kansas (8-8) • B12	02/18/2012
	1.000	Nebraska (8-8) • B12	02/06/2007
3	.966	at Texas (28-29) • SWC	02/12/1963
4	.958	TCU (23-24)	12/08/2010
5	.947	vs. [16] Iowa State (18-19) • B12-T	03/07/1997
	.947	Baylor (18-19) • SWC	01/25/1984

GAME • FREE THROWS MADE • BIG 12 GAMES

	FTM	OPPONENT	DATE
1	36	Oklahoma State	02/06/2010
	36	Missouri	01/23/2008
3	35	Texas A&M	03/02/1997
4	34	[5] Texas	03/01/2008
5	32	[6] West Virginia	01/23/2016
	32	Oklahoma State	02/18/2009
	32	Colorado	02/02/2005

GAME • FREE THROWS ATTEMPTED • BIG 12 GAMES

	FTA	OPPONENT	DATE
1	50	Missouri	01/23/2008
2	46	Oklahoma State	02/06/2010
3	43	Oklahoma State	02/18/2009
	43	[5] Texas	03/01/2008

GAME • FREE THROW PERCENTAGE • BIG 12 GAMES

	PCT	OPPONENT (FTM-FTA)	DATE
1	1.000	at Iowa State (13-13)	03/09/2019
	1.000	at TCU (11-11)	02/26/2022
3	.944	[20] BYU (17-18)	01/20/2024
4	.941	[6] West Virginia (32-34)	01/23/2016
5	.938	at Oklahoma (15-16)	02/09/2010
	.938	[24] Kansas (30-32)	02/13/1999

GAME • FREE THROWS MADE • ALL GAMES

	FTM	PLAYER	FTA	OPPONENT	DATE
1	19	Martin Zeno	24	Missouri • B12	01/23/2008
2	18	Keenan Evans	20	Texas • B12	01/31/2018
	18	Rayford Young	18	[24] Kansas • B12	02/13/1999
4	17	Del Ray Mounts	19	Arkansas • SWC	02/02/1960
	17	Eugene Carpenter	20	Hardin-Simmons • BC	01/07/1956

GAME • FREE THROWS ATTEMPTED • ALL GAMES

	FTA	PLAYER	FTM	OPPONENT	DATE
1	24	Martin Zeno	19	Missouri	01/23/2008
2	21	Dub Malaise	16	Nebraska	12/19/1964
	21	Harold Denney	15	at Arkansas • SWC	02/29/1964
4	20	Keenan Evans	18	Texas • B12	01/31/2018
	20	Eugene Carpenter	17	Hardin-Simmons • BC	01/07/1956

GAME • FREE THROW PERCENTAGE • ALL GAMES • MIN: 10 FTM

	PCT	PLAYER	FTM-FTA	OPPONENT	DATE
1	1.000	Rayford Young	18-18	[24] Kansas • B12	02/13/1999
	1.000	Jarrius Jackson	14-14	at UTEP	11/25/2006
	1.000	Will Flemons	14-14	Baylor • SWC	02/15/1992
	1.000	Keenan Evans	13-13	at South Carolina	01/27/2018
	1.000	Devaughtah Williams	13-13	Texas • B12	01/02/2016
	1.000	John Roberson	13-13	[12] Washington	12/03/2009
	1.000	Gerald Myers	13-13	Santa Clara	12/20/1957
	1.000	Davide Moretti	12-12	Oklahoma State	02/27/2019
	1.000	Terrence Shannon	12-12	West Virginia • B12	01/29/2020
	1.000	Aaron Ross	12-12	TCU • B12	02/23/2016
	1.000	Cory Carr	12-12	Baylor • B12	01/04/1997
	1.000	Sean Gay	12-12	Baylor • SWC	03/04/1989
	1.000	Greg Lowery	12-12	at TCU • SWC	02/29/1972
	1.000	Devonne Giles	11-11	Colorado • B12	02/02/2005
	1.000	Keenan Evans	10-10	vs. Stephen F. Austin • NCAA-T	03/15/2018
	1.000	Keenan Evans	10-10	TCU	03/03/2018
	1.000	Keenan Evans	10-10	vs. Boston College	11/18/2017
	1.000	Nick Okorie	10-10	[9] Kansas • B12	03/04/2009
	1.000	Alan Voskuil	10-10	[5] Texas • B12	03/01/2008
	1.000	Martin Zeno	10-10	Lamar	01/01/2008
	1.000	Jarrius Jackson	10-10	Morehead State	11/26/2005
	1.000	Andre Emmett	10-10	Missouri • B12	03/03/2004
	1.000	Andre Emmett	10-10	vs. Iowa	12/22/2003
	1.000	Rayford Young	10-10	Stephen F. Austin	12/05/1998
	1.000	Bubba Jennings	10-10	Houston • SWC	02/10/1985
	1.000	Charles Johnson	10-10	West Texas A&M	12/12/1981
	1.000	Jeff Taylor	10-10	Houston • SWC	01/31/1981

GAME • FREE THROWS MADE • BIG 12 GAMES

	FTM	PLAYER	FTA	OPPONENT	DATE
1	19	Martin Zeno	24	Missouri	01/23/2008
2	18	Keenan Evans	20	Texas • B12	01/31/2018
	18	Rayford Young	18	[24] Kansas	02/13/1999
4	13	Devaughtah Williams	13	Texas	01/02/2016
	13	Mike Singletary	15	Oklahoma State	01/29/2011
	13	John Roberson	14	Oklahoma State	02/06/2010
	13	Martin Zeno	14	[6] Texas A&M	01/24/2007
	13	Andre Emmett	15	at [20] Kansas	02/07/2004

GAME • FREE THROW PERCENTAGE • BIG 12 GAMES • MIN: 10 FTM

	PCT	PLAYER	FTM-FTA	OPPONENT	DATE
1	1.000	Rayford Young	18-18	[24] Kansas	02/13/1999
	1.000	Devaughtah Williams	13-13	Texas	01/02/2016
	1.000	Davide Moretti	12-12	Oklahoma State	02/27/2019
	1.000	Aaron Ross	12-12	TCU	02/23/2016
	1.000	Cory Carr	12-12	Baylor	01/04/1997
	1.000	Devonne Giles	11-11	Colorado	02/02/2005
	1.000	Keenan Evans	10-10	TCU	03/03/2018
	1.000	Nick Okorie	10-10	[9] Kansas	03/04/2009
	1.000	Alan Voskuil	10-10	[5] Texas	03/01/2008
	1.000	Andre Emmett	10-10	Missouri	03/03/2004
11	.929	John Roberson	13-14	Oklahoma State	02/06/2010
	.929	Martin Zeno	13-14	[6] Texas A&M	01/24/2007

# TEXAS TECH • SINGLE-GAME RECORDS

## GAME • TEAM • REBOUNDS • ALL GAMES

	REB	OPPONENT	DATE
1	80	West Texas A&M	02/12/1955
2	78	Prairie View A&M	11/26/1995
3	65	East Central • Oklahoma	11/20/2008
4	64	Prairie View A&M	12/13/1997
5	62	Prairie View A&M	12/10/1994
	62	Texas Wesleyan	11/30/1981
	62	TCU • SWC	02/18/1964

## GAME • TEAM • REBOUNDS • BIG 12 GAMES

	REB	OPPONENT	DATE
1	52	Missouri	01/13/2010
2	49	at Nebraska	01/30/2002
3	47	Iowa State	01/20/2010
4	46	at West Virginia	02/05/2022
	46	Oklahoma	03/02/2011
	46	at Missouri	01/24/2009
	46	at Kansas State	01/18/1997
	46	Colorado	01/11/1997

## GAME • INDIVIDUAL • REBOUNDS • ALL GAMES

	REB	PLAYER	OPPONENT	DATE
1	27	Jim Reed	at Texas	02/14/1956
	27	Jim Reed	at Eastern New Mexico	01/27/1956
3	26	Jim Reed	at Furman	12/17/1954
4	24	Jim Reed	Hardin-Simmons • BC	02/28/1955
5	23	Jim Reed	New Mexico State • BC	02/13/1953
	23	Jim Reed	Hardin-Simmons • BC	03/03/1953
	23	Eugene Carpenter	Arizona State • BC	02/01/1956
	23	Will Flemons	Houston • SWC	02/14/1990

## GAME • INDIVIDUAL • REBOUNDS • BIG 12 GAMES

	REB	PLAYER	OPPONENT	DATE
1	18	Fardaws Aimaq	Kansas	02/28/2023
	18	Devonne Giles	at Colorado	02/18/2004
	18	Cliff Owens	at Texas	01/17/1998
4	17	Mike Singletary	Missouri	01/13/2010
	17	Tony Battie	at Texas A&M	02/12/1997
	17	Tony Battie	Nebraska	02/08/1997
	17	Tony Battie	Colorado	01/11/1997

## GAME • TEAM • OFFENSIVE REBOUNDS • ALL GAMES

	O-REB	OPPONENT	DATE
1	26	Missouri • B12	01/13/2010
	26	East Central • Oklahoma	11/20/2008
3	24	Prairie View A&M	11/15/2021
4	24	vs. A&M-Corpus Christi	12/12/2020
	24	at Baylor • SWC	03/06/1993

## GAME • TEAM • OFFENSIVE REBOUNDS • BIG 12 GAMES

	O-REB	OPPONENT	DATE
1	26	Missouri	01/13/2010
2	23	at [13] Kansas State	01/21/2023
3	21	at [16] Texas	01/25/2005
	21	Colorado	01/11/1997
5	20	Texas	01/14/2002

## GAME • TEAM • DEFENSIVE REBOUNDS • ALL GAMES

	D-REB	OPPONENT	DATE
1	44	vs. Tennessee	12/07/2021
	44	South Carolina State	12/17/2014
3	41	Stephen F. Austin	01/01/2009
4	40	Prairie View A&M	11/22/2000
5	39	East Central • Oklahoma	11/20/2008

## GAME • TEAM • DEFENSIVE REBOUNDS • BIG 12 GAMES

	D-REB	OPPONENT	DATE
1	35	at Kansas State	01/18/1997
	35	Baylor	01/04/1997
3	34	[6] Kansas	02/12/2024
	34	Nebraska	01/29/2005
	34	Baylor	01/02/1999

## GAME • INDIVIDUAL • OFFENSIVE REBOUNDS • ALL GAMES

	O-REB	PLAYER	OPPONENT	DATE
1	15	Will Flemons	Houston • SWC	02/14/1990
2	12	JT Toppin	Saint Joseph's	11/21/2024
3	10	Will Flemons	vs. Texas • SWC	03/14/1992
4	9	Jaye Crockett	North Carolina A&T	12/28/2012
	9	D'Walyn Roberts	at TCU	12/08/2009
6	8	Jordan Tolbert	at Texas • B12	01/26/2013
	8	Brodney Kennard	Kansas State • B12	02/26/2000
	8	Gionet Cooper	Baylor • B12	01/04/1997
	8	Tony Battie	at TCU	12/14/1996

## GAME • INDIVIDUAL • ASSISTS • ALL GAMES

	ASST	PLAYER	OPPONENT	DATE
1	14	Stan Bonewitz	vs. [21] Fresno State	12/21/1996
2	13	John Roberson	at Texas A&M • B12	01/28/2009
	13	Stan Bonewitz	vs. New Mexico State	12/27/1996
	13	Mark Davis	TCU • SWC	02/04/1995
5	12	Joe Toussaint	at Butler	11/30/2023
	12	John Roberson	at Iowa State • B12	01/26/2011
	12	John Roberson	at Texas A&M • B12	01/30/2010
	12	Mark Davis	at Texas A&M • SWC	03/05/1994
	12	Bryant Moore	SMU • SWC	02/02/1991
9	11	Elijah Hawkins	Arkansas-Pine Bluff	11/18/2024
	11	Darrion Williams	Northwestern State	11/08/2024
	11	Chris Clarke	vs. Houston Baptist	11/13/2019
	11	Drew Coffman	Northern Colorado	01/04/2005
	11	Nick Valdez	[6] Oklahoma State • B12	01/19/2002
	11	Jamal Brown	UTEP	12/05/2000
	11	Jamal Brown	at Louisiana-Lafayette	11/25/2000
	11	Rayford Young	New Mexico State	11/25/1998
	11	Jason Martin	Nicholls State	01/25/1995
	11	Mark Davis	Texas • SWC	02/20/1994
	11	Bryant Moore	Houston • SWC	02/25/1992
	11	Bryant Moore	at Baylor • SWC	02/09/1991
	11	Sean Gay	Houston • SWC	01/11/1989
	11	Kent Williams	TCU • SWC-T	02/25/1980

## GAME • TEAM • ASSISTS • ALL GAMES

	ASST	OPPONENT	DATE
1	35	East Central	11/20/2008
2	32	Tennessee State	11/21/2019
3	31	Rice	12/16/2018
4	30	Arkansas-Pine Bluff	11/18/2024
	30	UNC-Asheville	11/19/2004
	30	Baylor • B12	02/12/2002
	30	Nicholls State	12/14/1995
	30	TCU • SWC	02/04/1995

## GAME • TEAM • ASSISTS • BIG 12 GAMES

	ASST	OPPONENT	DATE
1	30	Baylor	02/12/2002
2	27	at Iowa State	01/26/2011
	27	[6] Oklahoma State	01/19/2002

## GAME • TEAM • BLOCKS • ALL GAMES

	BLK	OPPONENT	DATE
1	12	Texas Southern	11/18/2013
	12	vs. Pepperdine	12/22/1998
3	11	Louisiana Tech	11/14/2023
	11	Incarname Word	11/06/2019
	11	vs. Memphis	12/01/2018
6	10	at TCU • B12	01/18/2016
	10	Loyola Maryland	11/14/2014
	10	Oklahoma State • B12	01/29/2011
	10	at [3] Kansas • B12	01/16/2010
	10	San Francisco	01/01/2005
	10	at Texas • B12	02/26/2002
	10	vs. Texas A&M • SWC-T	03/07/1996
	10	Prairie View A&M	12/10/1994

## GAME • INDIVIDUAL • BLOCKS • ALL GAMES

	BLK	PLAYER	OPPONENT	DATE
1	8	Tariq Owens	Memphis	12/01/2018
2	7	Will Flemons	Texas A&M • SWC	01/31/1990
3	6	Daniel Batcho	Louisiana Tech	11/14/2022
	6	Tariq Owens	Incarinate Word	11/06/2018
	6	Jaye Crockett	Texas A&M-Corpus Christi	01/02/2011
	6	Dior Lowhorn	UTEP	01/01/2006
	6	Devonne Giles	at UTEP	12/04/2004
	6	Tony Battie	Texas • B12	02/22/1997
	6	Tony Battie	vs. Texas A&M • SWC-T	03/07/1996
	6	Tony Battie	TCU • SWC	02/07/1996
	6	Rick Bullock	at New Mexico	12/21/1973
	6	Rick Bullock	at Saint Louis	12/02/1972

## GAME • INDIVIDUAL • BLOCKS • BIG 12 GAMES

	BLK	PLAYER	OPPONENT	DATE
1	6	Tony Battie	Texas	02/22/1997
2	5	Daniel Batcho	at TCU	12/31/2023
	5	TJ Holyfield	at Texas	02/08/2020
	5	Zach Smith	at TCU	01/18/2016
	5	Zach Smith	at Kansas State	01/14/2015
	5	Dejan Kravic	at TCU	01/18/2014
	5	Devonne Giles	[7] Oklahoma State	01/08/2005
	5	Andy Ellis	at Texas	02/26/2002
	5	Brodney Kennard	Missouri	02/15/2000
	5	Tony Battie	[1] Kansas	01/29/1997
	5	Tony Battie	at Baylor	02/15/1997
	5	Tony Battie	at Texas A&M	02/12/1997

## GAME • TEAM • BLOCKS • BIG 12 GAMES

	BLK	OPPONENT	DATE
1	10	at TCU	01/18/2016
	10	Oklahoma State	01/29/2011
	10	at [3] Kansas	01/16/2010
	10	at Texas	02/26/2002
5	9	[2] Baylor	01/16/2021
	9	at Texas	02/08/2020
	9	at [9] Oklahoma	01/09/2018
	9	Iowa State	03/01/2000

## GAME • TEAM • STEALS • ALL GAMES

	STL	OPPONENT	DATE
1	24	Nicholls State	12/07/2002
2	19	vs. Jackson State	12/17/2023
	19	Massachusetts	11/21/2003
4	18	East Central (Oklahoma)	11/20/2008
	18	Davidson	11/18/2003

## GAME • TEAM • STEALS • BIG 12 GAMES

	STL	OPPONENT	DATE
1	14	[12] Kansas State	02/11/2023
	14	at [15] Oklahoma	02/05/2005
3	13	Oklahoma State	03/05/2024
	13	at [4] Texas	01/13/2021
	13	TCU	02/10/2020
	13	West Virginia	02/04/2019
	13	at Kansas State	02/10/2018

## GAME • INDIVIDUAL • STEALS • ALL GAMES

	STL	PLAYER	OPPONENT	DATE
1	7	Josh Gray	Jackson State	11/26/2012
	7	Ronald Ross	at UTEP	12/04/2004
	7	Nick Valdez	at UTEP	11/30/2002
4	6	De'Vion Harmon	Eastern Washington	12/13/2023
	6	Kevin McCullar	Texas • B12	03/11/2021
	6	Jarrett Culver	Rice	12/16/2018
	6	Jaye Crockett	at West Virginia • B12	02/16/2013
	6	Nick Okorie	at [3] Kansas • B12	01/16/2010
	6	Martin Zeno	at [17] Oklahoma State • B12	02/10/2007
	6	Jarrius Jackson	Texas-Pan American	12/10/2005
	6	Ronald Ross	Baylor • B12	02/03/2004
	6	Ronald Ross	San Diego State	03/21/2003
	6	Andre Emmett	at [16] Oklahoma State • B12	02/24/2003
	6	Will Chavis	at Iowa State • B12	02/12/2003
	6	Andre Emmett	Nicholls State	12/07/2002
	6	Jason Sasser	at BYU	12/17/1993
	6	Lance Hughes	[19] Wisconsin	12/11/1993
	6	Jeff Taylor	Arkansas • SWC	02/20/1979
	6	Mike Edwards	vs. Houston • SWC-T	03/02/1978

## GAME • INDIVIDUAL • STEALS • BIG 12 GAMES

	STL	PLAYER	OPPONENT	DATE
1	6	Kevin McCullar	Texas	03/11/2021
	6	Jaye Crockett	at West Virginia	02/16/2013
	6	Nick Okorie	at [3] Kansas	01/16/2010
	6	Martin Zeno	at [17] Oklahoma State	02/10/2007
	6	Andre Emmett	at [16] Oklahoma State	02/24/2003
	6	Will Chavis	at Iowa State	02/12/2003
7	5	Darrion Williams	at Oklahoma State	03/05/2024
	5	De'Vion Harmon	at TCU	01/31/2023
	5	De'Vion Harmon	at Iowa State	01/10/2023
	5	Keenan Evans	at Kansas State	02/10/2018
	5	Robert Turner	[19] Oklahoma State	02/08/2014
	5	Jaye Crockett	Texas	02/25/2012
	5	Nick Okorie	at Nebraska	02/27/2010
	5	Mike Singletary	Oklahoma State	02/06/2010
	5	Martin Zeno	Kansas State	02/15/2006
	5	Ronald Ross	at [15] Oklahoma	02/05/2005
	5	Jarrius Jackson	at [16] Texas	01/25/2005
	5	Ronald Ross	at Missouri	01/19/2005
	5	Rayford Young	at Nebraska	01/19/2000
	5	Rayford Young	at Iowa State	01/23/1999
	5	Rayford Young	Nebraska	02/08/1997

# TEXAS TECH • SEASON RECORDS

## SEASON • TEAM • POINTS • ALL GAMES

	PTS	TEAM	GAMES	PPG
1	2765	2018-19	38	72.8
2	2759	2017-18	36	74.6
3	2684	2009-10	35	73.2
4	2667	2021-22	37	72.1
5	2664	1994-95	30	88.8
6	2629	1995-96	32	82.2
7	2563	2008-09	33	77.7
8	2561	2023-24	34	75.3
9	2543	2002-03	35	72.7
10	2535	2004-05	33	76.8
11	2532	2001-02	32	79.1
12	2490	2003-04	34	73.2
13	2437	2006-07	34	71.7
14	2405	1992-93	30	80.2
15	2379	1975-76	31	76.7

## SEASON • TEAM • POINTS PER GAME • ALL GAMES

	PPG	TEAM	GAMES	PTS
1	88.8	1993-94	28	2336
2	87.0	1964-65	23	2000
3	86.9	1965-66	24	2086
4	85.3	1963-64	23	1961
5	83.4	1993-94	28	2336
6	82.2	1995-96	32	2629
7	80.2	1992-93	30	2405
8	80.1	1996-97	28	2243
	80.1	1971-72	26	2082
10	79.4	1970-71	26	2065
11	79.1	2001-02	32	2532
12	77.7	2008-09	33	2563
13	77.3	1997-98	27	2088
14	76.8	2004-05	33	2535
15	76.7	2009-10	35	2684
	76.7	1975-76	31	2379
	76.7	1973-74	26	1994

## SEASON • TEAM • POINTS • BIG 12 GAMES

	PTS	TEAM	GAMES	PPG
1	1340	2023-24	18	74.4
2	1297	2017-18	18	72.1
3	1294	2018-19	18	71.9
4	1275	2015-16	18	70.8
5	1270	2001-02	16	79.4
6	1242	2019-20	18	69.0
7	1233	2016-17	18	68.5
8	1231	2021-22	18	68.4
9	1229	2022-23	18	68.3
10	1224	2020-21	17	72.0

## SEASON • TEAM • POINTS PER GAME • BIG 12 GAMES

	PPG	TEAM	GAMES	PTS
1	79.4	2001-02	16	1270
2	74.6	1997-98	16	1194
3	74.4	2023-24	18	1340
4	74.3	1996-97	16	1188
5	73.8	2004-05	16	1180
6	72.9	2009-10	16	1166
	72.9	2008-09	16	1167
8	72.1	2017-18	18	1297
9	72.0	2020-21	17	1224
10	71.9	2018-19	18	1294

## SEASON • FIELD GOALS MADE • ALL GAMES

	FGM	PLAYER	SEASON	GAMES	FGA	PCT
1	297	Andre Emmett	2002-03	34	595	.499
2	265	Rick Bullock	1975-76	31	486	.545
3	260	Andre Emmett	2003-04	34	494	.526
4	254	Jarrett Culver	2018-19	38	551	.461
5	250	Bubba Jennings	1984-85	31	456	.548
	250	Mike Russell	1976-77	29	453	.552

## SEASON • FIELD GOALS ATTEMPTED • ALL GAMES

	FGA	PLAYER	SEASON	GAMES	FGM	PCT
1	595	Andre Emmett	2002-03	34	297	.499
2	551	Jarrett Culver	2018-19	38	254	.461
2	517	Jarrius Jackson	2006-07	34	224	.433
3	499	Cory Carr	1996-97	28	213	.427
4	496	Jarrius Jackson	2005-06	32	216	.435
5	494	Andre Emmett	2003-04	34	260	.526
	494	Cory Carr	1997-98	27	209	.423

## SEASON • FIELD GOAL PERCENTAGE • ALL GAMES

	PCT	PLAYER	SEASON	GAMES	FGM	FGA
1	.707	Don Grove	1947-48	26	99	140
2	.631	Steve Miles	1988-89	28	70	111
3	.623	Warren Washington	2023-24	25	104	167
4	.622	Will Flemons	1992-93	30	214	344
5	.621	J.D. Sanders	1988-89	27	110	177

## SEASON • FIELD GOALS MADE • BIG 12 GAMES

	FGM	PLAYER	SEASON	GAMES	FGA	PCT
1	138	Andre Emmett	2001-02	16	239	.577
2	129	Cory Carr	1997-98	16	308	.419
3	128	Andre Emmett	2002-03	15	277	.462
4	122	Ronald Ross	2004-05	16	222	.550
5	117	Jarrius Jackson	2005-06	16	263	.445
	117	Tony Battie	1996-97	16	209	.560
	117	Cory Carr	1996-97	16	290	.403

## SEASON • FIELD GOALS ATTEMPTED • BIG 12 GAMES

	FGA	PLAYER	SEASON	GAMES	FGM	PCT
1	308	Cory Carr	1997-98	16	129	.419
2	290	Cory Carr	1996-97	16	117	.403
3	277	Andre Emmett	2002-03	15	128	.462
4	263	Jarrius Jackson	2005-06	16	117	.445
5	258	Jarrett Culver	2018-19	18	115	.446

## SEASON • FIELD GOAL PERCENTAGE • BIG 12 GAMES • MIN: 50 FGM

	PCT	PLAYER	SEASON	GAMES	FGM	FGA
1	.641	Warren Washington	2023-24	11	50	78
2	.622	D'wain Roberts	2010-11	16	51	82
3	.602	Cliff Owens	1997-98	15	59	98
4	.577	Andre Emmett	2001-02	16	138	239
5	.574	Robert Lewandowski	2008-09	16	62	108

## SEASON • FIELD GOALS MADE • ALL GAMES

	FGM	TEAM	GAMES	FGA	PCT	FGM/PG
1	990	2018-19	38	2110	.469	26.05
2	979	2002-03	35	2092	.468	27.97
3	969	2021-22	37	2055	.472	26.18
3	964	2017-18	37	2096	.460	26.05
4	962	1975-76	31	1968	.489	31.03
5	950	1994-95	30	1964	.484	31.67

## SEASON • FIELD GOALS ATTEMPTED • ALL GAMES

	FGA	TEAM	GAMES	FGM	PCT	FGA/PG
1	2110	2018-19	38	990	.469	55.52
2	2103	2009-10	35	922	.438	60.09
3	2096	2017-18	37	964	.460	56.65
4	2092	2002-03	35	979	.468	59.77
5	2055	2021-22	37	969	.472	55.54

## SEASON • FIELD GOAL PERCENTAGE • ALL GAMES

	PCT	TEAM	GAMES	FGM	FGA	FGM/PG
1	.518	1979-80	29	780	1505	26.90
2	.497	1988-89	28	711	1430	25.39
3	.494	1984-85	31	841	1702	27.13
	.494	1981-82	28	838	1697	29.93
	.494	1971-72	26	779	1576	29.96

## SEASON • FIELD GOALS MADE PER GAME • ALL GAMES

	FGM/PG	TEAM	GAMES	FGM	FGA	PCT
1	32.96	1965-66	24	791	1694	.467
2	32.13	1963-64	23	739	1570	.471
3	31.70	1964-65	23	729	1530	.476
4	31.67	1994-95	30	950	1964	.484
5	31.58	1973-74	26	821	1754	.468

## SEASON • FIELD GOALS ATTEMPTED PER GAME • ALL GAMES

	FGA/PG	TEAM	GAMES	FGM	FGA	PCT
1	73.17	1952-53	24	638	1756	.363
2	73.04	1949-50	26	588	1899	.310
3	72.96	1951-52	24	609	1751	.348
4	70.58	1965-66	24	791	1694	.467
5	68.92	1954-55	25	726	1723	.421

## SEASON • LOW FIELD GOAL PERCENTAGE • ALL GAMES

	PCT	TEAM	GAMES	FGM	FGA	FGM/PG
1	.310	1949-50	26	588	1899	22.62
2	.348	1951-52	24	609	1751	25.38
3	.356	1948-49	30	662	1858	22.07
4	.363	1952-53	24	638	1756	26.58
5	.374	1950-51	28	688	1839	24.57

## SEASON • FIELD GOALS MADE • BIG 12 GAMES

	FGM	TEAM	GAMES	FGA	PCT	FGM/PG
1	479	2001-02	16	1004	.477	29.94
2	464	2023-24	18	1021	.454	26.61
3	453	2018-19	18	993	.456	25.16
4	443	2022-23	18	1029	.431	24.61
5	440	2017-18	18	990	.444	24.44
	440	2019-20	18	965	.456	24.44

## SEASON • FIELD GOALS ATTEMPTED • BIG 12 GAMES

	FGA	TEAM	GAMES	FGM	PCT	FGA/PG
1	1029	2022-23	18	443	.431	57.16
2	1021	2023-24	18	464	.454	56.72
3	1004	2001-02	16	479	.477	62.75
4	993	2018-19	18	453	.456	55.16
5	990	2017-18	18	440	.444	55.00

## SEASON • FIELD GOAL PERCENTAGE • BIG 12 GAMES

	PCT	TEAM	GAMES	FGM	FGA	FGM/PG
1	.477	2001-02	16	479	1004	29.94
2	.466	2004-05	16	424	910	26.50
3	.463	2003-04	16	411	887	25.69
4	.456	2018-19	18	453	993	25.16
5	.455	2021-22	18	438	963	24.33

## SEASON • FIELD GOALS MADE PER GAME • BIG 12 GAMES

	FGM/PG	TEAM	GAMES	FGM	FGA	PCT
1	29.94	2001-02	16	479	1004	.477
2	26.50	2004-05	16	424	910	.466
3	25.94	2002-03	16	415	948	.438
4	25.77	2023-24	18	464	1021	.454
5	25.69	2003-04	16	411	887	.463

## SEASON • FIELD GOALS ATTEMPTED PER GAME • BIG 12 GAMES

	FGA/PG	TEAM	GAMES	FGM	FGA	PCT
1	62.75	2001-02	16	479	1004	.477
2	60.19	2009-10	16	401	963	.416
3	59.25	2002-03	16	415	948	.438
4	57.69	1997-98	16	406	923	.440
5	57.16	2022-23	18	443	1029	.431

## SEASON • LOW FIELD GOAL PERCENTAGE • BIG 12 GAMES

	PCT	TEAM	GAMES	3FGM	3FGA	3FGM/PG
1	.373	2014-15	18	333	893	18.50
2	.397	2012-13	18	372	938	20.67
	.397	2011-12	18	336	847	18.67
4	.403	2000-01	16	366	909	22.88
5	.416	2009-10	16	401	963	25.06

## SEASON • 3-POINT FIELD GOALS MADE • ALL GAMES

	3FGM	PLAYER	SEASON	GAMES	3FGA	PCT
1	94	Cory Carr	1996-97	28	249	.378
2	92	Cory Carr	1995-96	32	235	.391
3	91	Alan Voskuil	2008-09	33	209	.435
4	84	Stan Bonewitz	1997-98	27	201	.418
5	79	Jarrius Jackson	2006-07	34	181	.436

## SEASON • 3-POINT FIELD GOALS ATTEMPTED • ALL GAMES

	3FGA	PLAYER	SEASON	GAMES	3FGM	PCT
--	------	--------	--------	-------	------	-----

TEXAS TECH • SEASON RECORDS

SEASON • 3-POINT FIELD GOALS ATTEMPTED • BIG 12 GAMES

	3FGA	PLAYER	SEASONS	GAMES	3FGM	PCT
1	152	Cory Carr	1996-97	16	53	.349
2	129	Pop Isaacs	2023-24	18	40	.310
3	122	Cory Carr	1997-98	16	42	.344
4	120	Stan Bonewitz	1997-98	16	51	.425
5	116	John Roberson	2008-09	16	41	.353

SEASON • 3-POINT FG PERCENTAGE • BIG 12 GAMES

	PCT	PLAYER	SEASONS	GAMES	3FGM	3FGA
1	.535	Davide Moretti	2018-19	18	46	86
2	.523	Darrion Williams	2023-24	18	23	44
3	.475	James Ware	1998-99	16	28	59
4	.452	Kyler Edwards	2020-21	17	33	73
5	.440	Alan Voskuil	2008-09	16	40	91

SEASON • 3-POINT FIELD GOALS MADE • ALL GAMES

	3FGM	TEAM	GAMES	3FGA	PCT	3FGM/PG
1	289	2023-24	34	804	.359	8.50
2	277	2018-19	38	759	.365	7.28
3	252	2017-18	37	702	.359	6.81
4	251	1995-96	32	714	.352	7.84
5	236	2008-09	33	630	.375	7.15

SEASON • 3-POINT FIELD GOALS ATTEMPTED • ALL GAMES

	3FGA	TEAM	GAMES	3FGM	PCT	3FGA/PG
1	804	2023-24	34	289	.359	23.65
2	759	2018-19	38	277	.365	19.97
3	714	1995-96	32	251	.352	22.31
4	702	2017-18	37	252	.359	18.97
5	700	2021-22	37	225	.321	20.00

SEASON • 3-POINT HIGH FIELD GOAL PERCENTAGE • ALL GAMES

	PCT	TEAM	GAMES	3FGM	3FGA	3FGM/PG
1	.421	1987-88	28	127	302	4.54
2	.412	2006-07	34	208	505	6.12
3	.406	1996-97	28	201	495	7.18
4	.396	2004-05	33	145	366	4.39
5	.395	1988-89	28	139	352	4.96

SEASON • 3-POINT FIELD GOALS MADE PER GAME • ALL GAMES

	3FGM/PG	TEAM	GAMES	3FGM	3FGA	PCT
1	8.50	2023-24	34	289	804	.359
2	7.84	1995-96	32	251	714	.352
3	7.70	1997-98	27	208	559	.372
4	7.28	2018-19	38	277	759	.365
5	7.22	2019-20	31	224	631	.355

SEASON • 3-POINT FIELD GOALS ATTEMPTED PER GAME • ALL GAMES

	3FGA/PG	TEAM	GAMES	3FGM	3FGA	PCT
1	23.65	2023-24	34	289	804	.359
2	22.31	1995-96	32	251	714	.352
3	20.81	2022-23	32	230	666	.345
4	20.70	1997-98	27	208	559	.372
5	20.35	2019-20	31	224	631	.355

SEASON • 3-POINT LOW FIELD GOAL PERCENTAGE • ALL GAMES

	PCT	TEAM	GAMES	3FGM	3FGA	3FGM/PG
1	.282	2000-01	28	139	493	4.96
2	.288	2012-13	31	149	517	4.81
3	.311	2013-14	31	140	450	4.38
4	.312	1993-94	28	144	461	5.14
5	.314	2002-03	35	112	357	3.20

SEASON • 3-POINT FIELD GOALS MADE • BIG 12 GAMES

	3FGM	TEAM	GAMES	3FGA	PCT	3FGM/PG
1	150	2023-24	18	407	.369	8.33
2	141	2018-19	18	388	.363	7.83
3	139	2019-20	18	366	.380	7.72
4	130	1997-98	16	340	.382	8.13
5	125	2017-18	18	359	.348	6.94

SEASON • 3-POINT FIELD GOALS ATTEMPTED • BIG 12 GAMES

	3FGA	TEAM	GAMES	3FGM	PCT	3FGA/PG
1	407	2023-24	18	150	.369	22.61
2	388	2018-19	18	141	.363	21.55
3	381	2022-23	18	123	.323	21.16
4	366	2019-20	18	139	.380	20.33
5	359	2017-18	18	125	.348	19.94

SEASON • 3-POINT FIELD GOAL PERCENTAGE • BIG 12 GAMES

	PCT	TEAM	GAMES	3FGM	3FGA	3FGM/PG
1	.398	2001-02	16	82	206	5.13
2	.393	2009-10	16	103	262	6.44
3	.389	2006-07	16	98	252	6.13
4	.388	2010-11	16	95	245	5.94
5	.385	1998-99	16	97	252	6.06

SEASON • 3-POINT FIELD GOALS MADE PER GAME • BIG 12 GAMES

	3FGM/PG	TEAM	GAMES	3FGM	3FGA	PCT
1	8.33	2023-24	18	150	407	.369
2	8.13	1997-98	16	130	340	.382
3	7.83	2018-19	18	141	388	.363
4	7.72	2019-20	18	139	366	.380
5	7.00	2008-09	16	112	301	.372

SEASON • 3-POINT FIELD GOALS ATTEMPTED PER GAME • BIG 12 GAMES

	3FGA/PG	TEAM	GAMES	3FGM	3FGA	PCT
1	22.61	2023-24	18	150	407	.369
2	21.55	2018-19	18	141	388	.363
3	21.25	1997-98	16	130	340	.382
4	21.16	2022-23	18	123	381	.323
5	20.33	2019-20	18	139	366	.380

SEASON • FREE THROWS MADE • ALL GAMES

	FTM	PLAYER	SEASON	GAMES	FTA	PCT
1	197	Keenan Evans	2017-18	36	241	.817
2	191	Dub Malaise	1964-65	23	226	.846
3	184	Will Flemons	1991-92	29	232	.793
4	178	Martin Zeno	2006-07	34	225	.791
	178	Rick Bullock	1975-76	31	247	.721

SEASON • FREE THROWS ATTEMPTED • ALL GAMES

	FTA	PLAYER	SEASONS	GAMES	FTM	PCT
1	247	Rick Bullock	1975-76	31	178	.721
2	241	Keenan Evans	2017-18	36	197	.817
3	238	Mike Singletary	2009-10	35	169	.710
4	234	Jason Sasser	1995-96	31	170	.726
5	232	Will Flemons	1991-92	29	184	.793

SEASON • FREE THROW PERCENTAGE • ALL GAMES • MIN: 100 FTA

	PCT	PLAYER	SEASON	GAMES	FTM	FTA
1	.924	Davide Moretti	2018-19	38	97	105
2	.902	Davide Moretti	2019-20	31	92	102
3	.877	Rayford Young	1998-99	25	100	114
4	.874	Aaron Ross	2015-16	32	97	111
5	.870	Gerald Myers	1957-58	23	107	123

SEASON • FREE THROWS MADE • BIG 12 GAMES

	FTM	PLAYER	SEASON	GAMES	FTA	PCT
1	100	Keenan Evans	2017-18	17	118	.847
2	89	Martin Zeno	2007-08	16	114	.781
	89	Andre Emmett	2003-04	16	117	.761
4	83	Keenan Evans	2016-17	18	96	.865
5	78	Martin Zeno	2006-07	16	92	.848
	78	Cory Carr	1996-97	16	94	.830

SEASON • FREE THROWS ATTEMPTED • BIG 12 GAMES

	FTA	PLAYER	SEASON	GAMES	FTM	PCT
1	118	Keenan Evans	2017-18	17	100	.847
2	117	Andre Emmett	2003-04	16	89	.761
3	114	Martin Zeno	2007-08	16	89	.781
4	104	Mike Singletary	2008-09	16	71	.683
5	100	Tony Battie	1996-97	16	65	.650

SEASON • FREE THROW PERCENTAGE • BIG 12 GAMES • MIN: 40 FTA

	PCT	PLAYER	SEASON	GAMES	FTM	FTA
1	.931	Davide Moretti	2018-19	18	54	58
2	.929	Alan Voskuil	2008-09	16	52	56
3	.919	Aaron Ross	2015-16	18	68	74
4	.881	Pop Isaacs	2023-24	18	74	84
	.881	John Roberson	2008-09	16	37	42

SEASON • FREE THROWS MADE • ALL GAMES

	FTM	TEAM	GAMES	FTA	PCT	FTM/PG
1	644	2009-10	35	901	.715	18.40
2	589	1954-55	25	871	.676	23.56
3	580	1994-95	30	835	.695	19.33
4	579	2017-18	37	823	.704	15.65
5	562	1995-96	32	850	.661	17.56

ANNUAL TEAM POINTS • ALL GAMES

SEASON	GAMES	PTS	PPG	GAMES	PTS	PPG
1957-58	23	1653	71.9	14	975	69.6
1958-59	24	1600	66.7	14	896	64.0
1959-60	24	1589	66.2	14	925	66.1
1960-61	25	1897	75.9	14	1102	78.7
1961-62	27	1919	71.1	14	983	70.2
1962-63	23	1618	70.3	14	1032	73.7
1963-64	23	1961	85.3	14	1189	84.9
1964-65	23	2000	87.0	14	1242	88.7
1965-66	24	2086	86.9	14	1251	89.4
1966-67	24	1639	68.3	14	984	70.3
1967-68	24	1674	69.8	14	981	70.1
1968-69	24	1821	75.9	14	997	71.2
1969-70	24	1771	73.8	14	1054	75.3
1970-71	26	2065	79.4	14	1133	80.9
1971-72	26	2082	80.1	14	1079	77.1
1972-73	27	1916	71.0	14	1002	71.6
1973-74	26	1994	76.7	14	1111	79.4
1974-75	26	1874	72.1	14	995	71.1
1975-76	31	2379	76.7	16	1295	80.9
1976-77	29	2096	72.3	16	1142	71.4
1977-78	29	2044	70.5	16	1085	67.8
1978-79	30	2222	74.1	16	1172	73.3
1979-80	29	2007	69.2	16	1038	64.9
1980-81	28	1781	63.6	16	968	60.5
1981-82	28	2056	73.4	16	1079	67.4
1982-83	31	1953	63.0	16	1048	65.5
1983-84	29	1836	63.3	16	1090	68.1
1984-85	31	2138	69.0	16	1059	66.2
1985-86	31	1923	62.0	16	961	60.1
1986-87	29	1865	64.3	16	1008	63.0
1987-88	28	1835	65.5	16	1031	64.4
1988-89	28	1946	69.5	16	1127	70.4
1989-90	27	1865	69.1	16	1033	64.6
1990-91	31	2058	66.4	16	1088	68.0
1991-92	29	2186	75.4	14	1029	73.5
1992-93	30	2405	80.2	14	1114	79.6
1993-94	28	2336	83.4	14	1195	85.4
1994-95	30	2664	88.8	14	1257	89.8
1995-96	32	2629	82.2	14	1128	80.6

ANNUAL TEAM POINTS • ALL GAMES

SEASON	GAMES	PTS	PPG	GAMES	PTS	PPG
1996-97	28	2243	80.1	16	1188	74.3
1997-98	27	2088	77.3	16	1194	74.6
1998-99	30	2109	70.3	16	1063	66.4
1999-00	28	1969	70.3	16	1075	67.2
2000-01	28	1918	68.5	16	1010	63.1
2001-02	32	2532	79.1	16	1270	79.4
2002-03	35	2543	72.7	16	1069	66.8
2003-04	34	2490	73.2	16	1147	71.7
2004-05	33	2535	76.8	16	1180	73.8
2005-06	32	2187	68.3	16	1027	64.2
2006-07	34	2437	71.7	16	1102	68.9
2007-08	31	2166	69.9	16	1098	68.6
2008-09	33	2563	77.7	16	1167	72.9
2009-10	35	2684	76.7	16	1166	72.9
2010-11	32	2342	73.2	16	1113	69.6
2011-12	31	1844	59.5	18	970	53.9
2012-13	31	2026	65.4	18	1051	58.4
2013-14	32	2190	68.4	18	1161	64.5
2014-15	32	1949	60.9	18	999	55.5
2015-16	32	2305	72.0	18	1275	70.8
2016-17	32	2346	73.3	18	1233	68.5
2017-18	36	2759	74.6	18	1297	72.1
2018-19	38	2765	72.8	18	1294	71.9
2019-20	31	2230	71.9	18	1242	69.0
2020-21	29	2103	72.5	17	1224	72.0
2021-22	37	2667	72.1	18	1231	68.4
2022-23	32	2347	73.3	18	1229	68.3
2023-24	34	2561	75.3	18	1340	74.4

# TEXAS TECH • SEASON RECORDS

## SEASON • FREE THROWS ATTEMPTED • ALL GAMES

	FTA	TEAM	GAMES	FTM	PCT	FTA/PG
1	901	2009-10	35	644	.715	25.74
2	871	1954-55	25	589	.676	34.84
3	850	1995-96	32	562	.661	26.56
4	835	1994-95	30	580	.695	27.83
5	830	1955-56	25	555	.669	33.20

## SEASON • FREE THROW PERCENTAGE • ALL GAMES

	PCT	TEAM	GAMES	FTM	FTA	FTM/PG
1	.780	2023-24	34	518	664	15.24
2	.756	2004-05	33	526	696	15.94
3	.754	2019-20	31	448	594	14.45
4	.743	1964-65	23	542	729	23.57
5	.742	2015-16	32	550	741	17.19

## SEASON • FREE THROWS MADE PER GAME • ALL GAMES

	FTM/PG	TEAM	GAMES	FTM	FTA	PCT
1	23.57	1964-65	23	542	729	.743
2	23.56	1954-55	25	589	871	.676
3	22.20	1955-56	25	555	830	.669
4	21.40	1960-61	25	535	789	.678
5	21.00	1965-66	24	504	706	.714
	21.00	1963-64	23	483	675	.716

## SEASON • FREE THROWS ATTEMPTED PER GAME • ALL GAMES

	FTA/PG	TEAM	GAMES	FTM	FTA	PCT
1	34.48	1954-55	25	589	871	.676
2	33.20	1955-56	25	555	830	.669
3	31.70	1964-65	23	542	729	.743
4	31.56	1960-61	25	535	789	.678
5	31.20	1953-54	25	491	780	.629

## SEASON • FREE THROWS MADE • BIG 12 GAMES

	FTM	TEAM	GAMES	FTA	PCT	FTM/PG
1	315	2015-16	18	414	.761	17.50
2	298	2007-08	16	411	.725	18.63
3	292	2017-18	18	401	.728	16.22
4	281	1996-97	16	389	.722	17.56
5	275	2013-14	18	386	.712	15.28

## SEASON • FREE THROWS ATTEMPTED • BIG 12 GAMES

	FTA	TEAM	GAMES	FTM	PCT	FTA/PG
1	414	2015-16	18	315	.761	23.00
2	411	2007-08	16	298	.725	25.69
3	401	2017-18	18	292	.728	22.28
4	389	1996-97	16	281	.722	24.31
5	386	2013-14	18	275	.712	21.44

## SEASON • FREE THROW PERCENTAGE • BIG 12 GAMES

	PCT	TEAM	GAMES	FTM	FTA	FTM/PG
1	.780	2004-05	16	269	345	16.81
2	.771	2023-24	18	262	340	14.56
3	.769	2006-07	16	260	338	16.25
4	.766	2003-04	16	268	350	16.75
5	.761	2015-16	18	315	414	17.50

## SEASON • FREE THROWS MADE PER GAME • BIG 12 GAMES

	FTM/PG	TEAM	GAMES	FTM	FTA	PCT
1.	18.63	2007-08	16	298	411	.725
2.	17.56	1996-97	16	281	389	.722
3.	17.50	2015-16	18	315	414	.761
4	16.81	2004-05	16	269	345	.780
5	16.75	2003-04	16	268	350	.766

## SEASON • FREE THROWS ATTEMPTED PER GAME • ALL GAMES

	FTA/PG	TEAM	GAMES	FTM	FTA	PCT
1	25.69	2007-08	16	298	411	.725
2	24.31	1996-97	16	281	389	.722
3	23.50	2009-10	16	261	376	.694
4	23.00	2015-16	18	315	414	.761
5	22.75	1997-98	16	252	364	.692

## SEASON • INDIVIDUAL • REBOUNDS • ALL GAMES

	PLAYER	SEASON	POS	GAMES	AVG	REB
1	Paul Nolen	1950-51	C	28	17.57	492
2	Jim Reed	1954-55	F	25	16.28	407
3	Tony Battie	1996-97	C	28	11.75	329
4	Will Flemons	1992-93	F	30	10.80	324
5	Jim Reed	1952-53	F	24	13.46	323

## SEASON • INDIVIDUAL • REBOUNDS PER GAME • ALL GAMES

	PLAYER	SEASON	POS	GAMES	REB	AVG
1	Paul Nolen	1950-51	C	28	492	17.57
2	Jim Reed	1954-55	F	25	407	16.28
3	Jim Reed	1955-56	F	22	297	13.50
4	Jim Reed	1952-53	F	24	323	13.46
5	Paul Nolen	1951-52	C	24	318	13.25

## SEASON • INDIVIDUAL • TOTAL REBOUNDS • BIG 12 GAMES

	PLAYER	SEASON	GAMES	AVG	REB
1	Tony Battie	1996-97	16	11.88	190
2	Darrion Williams	2023-24	18	8.11	146
3	Zach Smith	2015-16	18	7.50	135
4	Jaylon Tyson	2022-23	18	7.06	127
	Zach Smith	2016-17	18	7.06	127
	Gionet Cooper	1996-97	16	7.94	127

## SEASON • INDIVIDUAL • REBOUNDS PER GAME • BIG 12 GAMES

	PLAYER	SEASON	GAMES	REB	AVG
1	Tony Battie	1996-97	16	190	11.88
2	Cliff Owens	1997-98	15	126	8.40
3	Darrion Williams	2023-24	18	146	8.10
4	Gionet Cooper	1996-97	16	127	7.94
5	Mike Singletary	2009-10	16	122	7.63

## SEASON • TEAM • TOTAL REBOUNDS • ALL GAMES

	REB	TEAM	GAMES	RPG
1	1486	1995-96	32	46.44
2	1418	1994-95	30	47.27
3	1347	2021-22	37	36.40
4	1333	2017-18	37	36.03
5	1298	2009-10	35	37.09

## SEASON • TEAM • REBOUNDS PER GAME • ALL GAMES

	RPG	TEAM	GAMES	REB
1	51.88	1952-53	24	1245
2	50.36	1954-55	25	1259
3	48.04	1968-69	24	1153
4	47.27	1994-95	30	1418
5	46.80	1955-56	25	1170

## SEASON • TEAM • TOTAL REBOUNDS • BIG 12 GAMES

	REB	TEAM	GAMES	RPG
1	625	2021-22	18	34.72
2	622	1996-97	16	38.88
3	619	2022-23	18	34.39
4	617	2017-18	18	34.28
5	592	2023-24	18	32.95
	592	2001-02	16	37.00

## SEASON • TEAM • REBOUNDS PER GAME • BIG 12 GAMES

	RPG	TEAM	GAMES	REB
1	38.88	1996-97	16	622
2	37.00	2001-02	16	592
3	36.75	1997-98	16	588
4	34.81	2009-10	16	557
5	34.72	2021-22	18	625

## SEASON • INDIVIDUAL • ASSISTS • ALL GAMES

	PLAYER	SEASON	GAMES	APG	ASST
1	John Roberson	2008-09	33	6.42	212
2	John Roberson	2009-10	35	5.43	190
3	Jason Martin	1995-96	32	5.69	182
4	Bryant Moore	1991-92	29	6.17	179
5	Jamal Brown	2000-01	28	6.25	175
6	Bryant Moore	1990-91	29	5.38	156
7	Kasib Powell	2002-03	35	4.31	151
	Stan Bonewitz	1996-97	28	5.39	151
9	Lenny Holly	1992-93	30	4.97	149
10	Joe Toussaint	2023-24	34	4.29	146

## SEASON • INDIVIDUAL • ASSISTS PER GAME • ALL GAMES

	PLAYER	SEASON	GAMES	ASST	APG
1	John Roberson	2008-09	33	212	6.42
2	Jamal Brown	2000-01	28	175	6.25
3	Bryant Moore	1991-92	29	179	6.17
4	Jason Martin	1995-96	32	182	5.69
5	John Roberson	2009-10	35	190	5.43

## SEASON • TEAM • ASSISTS • ALL GAMES

	ASST	TEAM	GAMES	APG
1	588	2001-02	32	18.38
2	585	1994-95	30	19.50
3	560	1995-96	32	17.50
4	554	2004-05	33	16.79
5	533	1984-85	31	17.19

## SEASON • TEAM • ASSISTS PER GAME • ALL GAMES

	APG	TEAM	GAMES	ASST
1	19.50	1994-95	30	585
2	18.38	2001-02	32	588
3	17.50	1995-96	32	560
4	17.19	1984-85	31	533
5	17.17	1992-93	30	515

## SEASON • TEAM • TOTAL ASSISTS • BIG 12 GAMES

	ASST	TEAM	GAMES	APG
1	315	2001-02	16	19.69
2	259	2023-24	18	14.38
3	255	2019-20	18	14.16
4	246	2002-03	16	15.38
5	241	1996-97	16	15.06

## SEASON • INDIVIDUAL • STEALS • ALL GAMES

	PLAYER	SEASON	GAMES	SPG	STL
1	Ronald Ross	2004-05	33	2.61	86
2	Matt Mooney	2018-19	38	1.84	70
3	Andre Emmett	2002-03	34	1.88	64
4	Jarrius Jackson	2003-04	34	1.82	62
5	Josh Gray	2012-13	31	1.97	61

## SEASON • INDIVIDUAL • STEALS PER GAME • ALL GAMES

	PLAYER	SEASON	GAMES	STL	SPG
1	Ronald Ross	2004-05	33	86	2.61
2	Josh Gray	2012-13	31	61	1.97
3	Rayford Young	1998-99	25	48	1.92
4	Bryant Moore	1991-92	29	55	1.90
5	Steve Smith	1981-82	28	53	1.89
	Sean Gay	1987-88	27	51	1.89

## SEASON • INDIVIDUAL • STEALS • BIG 12 GAMES

	PLAYER	SEASON	GAMES	SPG	STL
1	Ronald Ross	2004-05	16	2.31	37
2	Josh Gray	2012-13	18	1.72	31
3	Joe Toussaint	2023-24	18	1.66	30
	Rayford Young	1999-00	16	1.88	30

## SEASON • INDIVIDUAL • STEALS PER GAME • BIG 12 GAMES

	PLAYER	SEASON	GAMES	STL	SPG
1	Ronald Ross	2004-05	16	37	2.31
2	Rayford Young	1999-00	16	30	1.88
3	Kevin McCullar	2020-21	15	28	1.86

## SEASON • INDIVIDUAL • BLOCKS • ALL GAMES

	PLAYER	SEASON	GAMES	BPG	BLK
1	Tariq Owens	2019	38	2.40	92
2	Tony Battie	1996-97	28	2.54	71
3	Brodney Kennard	1999-2000	28	2.46	69
4	Tony Battie	1995-96	30	2.27	68
5	Devonne Giles	2004-05	33	1.70	56
6	Andy Ellis	2001-02	32	1.72	55
	Devonne Giles	2003-04	16	1.25	20

# TEXAS TECH • ANNUAL LEADERS IN RECORD BOOK

## ANNUAL SCORING AVERAGE LEADERS - ALL GAMES

SEASON	PLAYER	POS	CL	GAMES	PTS	AVG
1947-48	Don Grove	C	Jr.	26	347	13.3
1948-49	Don Grove	C	Sr.	30	439	14.6
1949-50	Chester "Jiggs" Jackson	G	Sr.	26	330	12.7
1950-51	Paul Nolen	C	So.	28	538	19.2
1951-52	Paul Nolen	C	Jr.	24	378	15.8
1952-53	Paul Nolen	C	Sr.	24	390	16.3
1953-54	Jim Reed	F	So.	24	377	15.7
1954-55	Jim Reed	F	Jr.	25	558	22.3
1955-56	Jim Reed	F	Sr.	22	460	20.9
1956-57	Leon "Podd" Hill	C	So.	23	298	13.0
1957-58	Leon "Podd" Hill	C	Jr.	23	386	16.8
1958-59	Leon "Podd" Hill	C	Sr.	24	374	15.6
1959-60	Del Ray Mounts	G	So.	24	393	16.4
1960-61	Del Ray Mounts	G	Jr.	24	497	19.9
1961-62	Del Ray Mounts	G	Sr.	27	456	16.9
1962-63	Harold Denney	C	So.	23	297	12.9
1993-64	Harold Denney	C	Jr.	23	403	17.5
1964-65	Dub Malaise	G	Jr.	23	547	23.8
1965-66	Dub Malaise	G	Sr.	24	515	21.5
1966-67	Billy Tapp	G	Sr.	24	302	12.6
1967-68	Vernon Paul	C	Sr.	24	365	15.2
1968-69	Steve Hardin	C	Jr.	24	305	12.7
1969-70	Gene Knolle	F	Jr.	24	501	20.9
1970-71	Gene Knolle	F	Sr.	26	572	22.0
1971-72	Greg Lowery	G	Sr.	26	636	24.5
1972-73	Rick Bullock	C	Fr.	27	373	13.8
1973-74	Rick Bullock	C	So.	26	557	21.4
1974-75	Rick Bullock	C	Jr.	23	480	20.9
1975-76	Rick Bullock	C	Sr.	31	708	22.8
1976-77	Mike Russell	F	Jr.	29	643	22.2
1977-78	Mike Russell	F	Sr.	29	568	19.6
1978-79	Kent Williams	G	Jr.	30	371	12.4
1979-80	Jeff Taylor	G	So.	29	390	13.4
1980-81	Jeff Taylor	G	Jr.	28	374	13.4
1981-82	Clarence Swannegan	C	Sr.	28	486	17.4
1982-83	Bubba Jennings	G	So.	26	416	16.0
1983-84	Bubba Jennings	G	Jr.	29	401	13.8
1984-85	Bubba Jennings	G	Sr.	31	605	19.5
1985-86	Tony Benford	G	Sr.	31	445	14.4
1986-87	Sean Gay	G	So.	29	434	15.0
1987-88	Sean Gay	G	Jr.	27	406	15.0
1988-89	Sean Gay	G	Sr.	28	440	15.7
1989-90	Derek Butts	G	Jr.	27	313	11.6
1990-91	Steve Miles	C	Sr.	31	505	16.3
1991-92	Will Flemons	F	Jr.	29	567	19.6
1992-93	Will Flemons	F	Sr.	30	607	20.2
1993-94	Jason Sasser	F	So.	28	576	20.6
1994-95	Jason Sasser	F	Jr.	30	602	20.1
1995-96	Jason Sasser	F	Sr.	31	605	19.5
1996-97	Cory Carr	G	Jr.	28	646	23.1
1997-98	Cory Carr	G	Sr.	27	628	25.3
1998-99	Rayford Young	G	Jr.	25	403	16.1
1999-00	Rayford Young	G	Sr.	28	497	17.8
2000-01	Andy Ellis	C	Jr.	27	391	14.5
2001-02	Andre Emmett	G	So.	32	599	18.7
2002-03	Andre Emmett	G	Jr.	34	741	21.8
2003-04	Andre Emmett	G	Sr.	34	701	20.6
2004-05	Ronald Ross	G	Sr.	33	578	17.5
2005-06	Jarrius Jackson	G	Jr.	32	657	20.5
2006-07	Jarrius Jackson	G	Sr.	34	677	19.9
2007-08	Martin Zeno	G	Sr.	31	497	16.0
2008-09	John Roberson	G	So.	33	460	13.9
2009-10	Mike Singletary	F	Jr.	35	525	15.0
2010-11	John Roberson	G	Sr.	30	422	14.1
2011-12	Jordan Tolbert	F	Fr.	31	357	11.5
2012-13	Jaye Crockett	F	Jr.	31	368	11.9
2013-14	Jaye Crockett	F	Sr.	32	446	13.9
2014-15	Devauntah Williams	G	Jr.	32	335	10.5
2015-16	Toddric Gotcher	G	Sr.	32	349	10.9
2016-17	Keenan Evans	G	Jr.	31	476	15.4
2017-18	Keenan Evans	G	Sr.	36	633	17.6
2018-19	Jarrett Culver	G	So.	37	704	18.5
2019-20	Jahmi'us Ramsey	G	F.	27	406	15.0
2020-21	Mac McClung	G	Jr.	29	450	15.5
2021-22	Bryson Williams	F	Sr.	37	522	14.1
2022-23	Kevin Obanor	F	Sr.	32	461	14.4
2023-24	Pop Isaacs	G	So.	34	536	15.8

## ANNUAL REBOUNDS LEADERS - ALL GAMES

SEASON	PLAYER	POS	CL	GAMES	REB	AVG
1950-51	Paul Nolen	C	So.	28	492	17.57
1951-52	Paul Nolen	C	Jr.	24	318	13.25
1952-53	Jim Reed	F	Fr.	24	323	13.46
1953-54	Jim Reed	F	So.	24	306	12.75
1954-55	Jim Reed	F	Jr.	25	407	16.28
1955-56	Jim Reed	F	Sr.	22	297	13.50
1956-57	Leon Hill	C	So.	23	195	8.48
ANNUAL REBOUNDS LEADERS - ALL GAMES - SWC ERA						
SEASON	PLAYER	POS	CL	GAMES	REB	AVG
1957-58	Leon Hill	C	Jr.	23	189	8.22
1958-59	Leon Hill	C	Sr.	24	189	7.88
1959-60	Gene Arrington	F	Sr.	24	161	6.71
1960-61	Mac Percival	F	Jr.	25	238	9.52
1961-62	Harold Hudgens	C	Sr.	27	277	10.26
1962-63	Glen Hallum	F	So.	23	175	7.61
1963-64	Harold Denney	C	Jr.	23	204	8.87
1964-65	Harold Denney	C	Sr.	23	214	9.30
1965-66	Bob Glover	C	So.	24	294	12.25
1966-67	Vernon Paul	C	Jr.	20	175	8.75
1967-68	Vernon Paul	C	Sr.	24	223	9.29
1968-69	Jerry Turner	F	So.	24	279	11.63
1969-70	Jerry Turner	F	Jr.	24	221	9.21
1970-71	Gene Knolle	F	Sr.	26	215	8.27
1971-72	Ralph Palomar	C	Jr.	26	223	8.58
1972-73	Rick Bullock	C	Fr.	27	202	7.48
1973-74	Rick Bullock	C	So.	26	279	10.73
1974-75	Rick Bullock	C	Jr.	23	254	11.04
1975-76	Rick Bullock	C	Sr.	31	322	10.39
1976-77	Mike Russell	F	Jr.	29	286	9.86
1977-78	Mike Russell	F	Sr.	29	235	8.10
1978-79	Ralph Brewster	C	So.	30	229	7.63
1979-80	Ralph Brewster	C	Jr.	29	207	7.14
1980-81	Clarence Swannegan	C	Jr.	28	195	6.96
1981-82	Clarence Swannegan	C	Sr.	28	190	6.79
1982-83	Vince Taylor	F	So.	30	164	5.47
1983-84	Vince Taylor	F	Jr.	29	194	6.69
1984-85	Vince Taylor	F	Sr.	31	214	6.90
1985-86	Ray Irvin	C	Sr.	31	141	4.55
1986-87	Sean Gay	G	So.	29	143	4.93
1987-88	Wes Lowe	C	So.	28	145	5.18
1988-89	Sean Gay	G	Sr.	28	136	4.86
	James Johnson	F	So.	28	136	4.86
1989-90	Will Flemons	F	Fr.	25	251	10.04
1990-91	Steve Miles	C	Sr.	31	213	6.87
1991-92	Will Flemons	F	Jr.	29	285	9.83
1992-93	Will Flemons	F	Sr.	30	324	10.80
1993-94	Mark Davis	F	Jr.	28	227	8.11
1994-95	Mark Davis	F	Sr.	30	254	8.47
1995-96	Tony Battie	C	So.	30	266	8.87
ANNUAL REBOUNDS LEADERS - ALL GAMES - BIG 12 ERA						
SEASON	PLAYER	POS	CL	GAMES	REB	AVG
1996-97	Tony Battie	C	Jr.	28	329	11.75
1997-98	Cliff Owens	F	So.	26	200	7.69
1998-99	Cliff Owens	F	Jr.	27	190	7.04
1999-00	Brodney Kennard	F	Sr.	28	195	6.96
2000-01	Cliff Owens	F	Sr.	27	198	7.36
2001-02	Andy Ellis	C	Sr.	32	223	6.97
2002-03	Andre Emmett	G	Jr.	34	226	6.65
2003-04	Andre Emmett	G	Sr.	34	225	6.62
2004-05	Devonne Giles	F	Sr.	33	215	6.52
2005-06	Martin Zeno	G	So.	32	171	5.34
2006-07	Martin Zeno	G	Jr.	34	179	5.26
2007-08	Martin Zeno	G	Sr.	31	140	4.52
2008-09	Mike Singletary	F	So.	33	192	5.82
2009-10	Mike Singletary	F	Jr.	35	239	6.83
2010-11	Mike Singletary	F	Sr.	31	180	5.81
2011-12	Jordan Tolbert	F	Fr.	31	177	5.71
2012-13	Jaye Crockett	F	Jr.	31	202	6.52
2013-14	Jaye Crockett	F	Sr.	32	206	6.44
2014-15	Zach Smith	F	Fr.	32	153	4.94
2015-16	Zach Smith	F	So.	32	234	7.31
2016-17	Zach Smith	F	Jr.	31	223	7.19
2017-18	Zhaire Smith	G	Fr.	37	185	5.00
2018-19	Jarrett Culver	G	So.	38	243	6.40
2019-20	Chris Clarke	G	Sr.	30	199	6.60
2020-21	Marcus Santos-Silva	F	Sr.	29	186	6.40
2021-22	Kevin Obanor	F	Sr.	37	205	5.50
2022-23	Kevin Obanor	F	S-Sr.	32	205	6.40
2023-24	Darrion Williams	F	So.	33	248	7.52

## ANNUAL INDIVIDUAL BLOCKS LEADERS - ALL GAMES - SWC ERA

SEASON	PLAYER	POS	CL	GAMES	BLK	BPG
1977-78	Mike Russell	F	Sr.	29	13	0.45
1978-79	Ben Hill	F	So.	30	19	0.63
1979-80	Jeff Taylor	G	So.	29	25	0.86
1980-81	Ben Hill	F	Sr.	28	17	0.61
1981-82	Vince Taylor	F	Fr.	28	14	0.50
1982-83	Vince Taylor	F	So.	30	29	0.97
1983-84	Vince Taylor	F	Jr.	29	24	0.83
1984-85	Vince Taylor	F	Sr.	31	32	1.03
1985-86	Sean Gay	G	Fr.	31	17	0.55
1986-87	Greg Crowe	F	Jr.	27	15	0.56
1987-88	Greg Crowe	F	Sr.	28	32	1.14
1988-89	Sean Gay	G	Sr.	28	14	0.50
	J.D. Sanders	F	Jr.	27	14	0.52
1989-90	Will Flemons	F	Fr.	25	37	1.48
1990-91	Steve Miles	C	Sr.	31	18	0.58
1991-92	Will Flemons	F	Jr.	29	32	1.10
1992-93	Will Flemons	F	Sr.	30	30	1.00
1993-94	Mark Davis	F	Jr.	28	43	1.54
1994-95	Mark Davis	F	Sr.	30	36	1.20
1995-96	Tony Battie	C	So.	30	68	2.27

## ANNUAL INDIVIDUAL BLOCKS LEADERS - ALL GAMES - BIG 12 ERA

SEASON	PLAYER	POS	CL	GAMES	BLK	BPG
1996-97	Tony Battie	C	Jr.	28	71	2.54
1997-98	Ross Carmichael	C	So.	27	26	0.96
1998-99	Brodney Kennard	F	Jr.	30	37	1.23
1999-00	Brodney Kennard	F	Sr.	28	69	2.46
2000-01	Jayson Mitchell	F	Sr.	27	23	0.85
2001-02	Andy Ellis	C	Sr.	32	55	1.72
2002-03	Andre Emmett	G	Jr.	34	16	0.47
2003-04	Devonne Giles	F	Jr.	34	51	1.50
2004-05	Devonne Giles	F	Sr.	33	56	1.70
2005-06	Dior Lowhorn	F	Fr.	32	27	0.84
2006-07	Darryl Dora	F	Sr.	33	16	0.48
2007-08	Martin Zeno	G	Sr.	31	17	0.55
	Trevor Cook	F	Jr.	30	17	0.57
2008-09	Robert Lewandowski	F	Fr.	32	23	0.72
2009-10	D'Wayn Roberts	F	Sr.	34	44	1.29
2010-11	Brad Reese	F	Sr.	32	33	1.03
2011-12	Robert Lewandowski	F	Sr.	31	27	0.87
2012-13	Dejan Kravic	F	Jr.	31	41	1.32
2013-14	Dejan Kravic	F	Sr.	32	41	1.28
2014-15	Zach Smith	F	Fr.	31	45	1.45
2015-16	Zach Smith	F	So.	32	47	1.47
2016-17	Zach Smith	F	Jr.	31	43	1.39
2017-18	Zhaire Smith	G	Fr.	37	42	1.14
2018-19	Tariq Owens	F	Sr.	38	92	2.40
2019-20	TJ Holyfield	F	Sr.	31	50	1.61
2020-21	Marcus Santos-Silva	F	Sr.	29	32	1.10
2021-22	Marcus Santos-Silva	F	Sr.	37	29	0.82
2022-23	Daniel Batcho	F	So.	23	35	1.52
2023-24	Warren Washington	F	Sr.	25	38	1.52

# TEXAS TECH • 2023-24 SEASON STATS

## Game Records

Record	Overall	Home	Away	Neutral
ALL GAMES	23-11	15-2	4-6	4-3
CONFERENCE	11-7	7-2	4-5	0-0
NON-CONFERENCE	12-4	8-0	0-1	4-3

## Score by Periods

Team	1st	2nd	OT	TOT
Texas Tech	1192	1357	12	2561
Opponents	1100	1248	20	2368

## Team Box Score

No.	Player	Total					3-Point		F-Throw		Rebounds											
		GP-GS	MIN	AVG	FG-FGA	FG%	3FG-3FGA	3FG%	FT-FTA	FT%	OFF	DEF	TOT	AVG	PF	DQ	A	TO	BLK	STL	PTS	AVG
2	ISAACS, Pop	34-34	1114:17	32.8	168-481	.349	73-249	.293	127-152	.836	9	101	110	3.2	58	0	118	86	3	35	536	15.8
6	TOUSSAINT, Joe	34-34	1136:58	33.4	128-320	.400	34-115	.296	126-146	.863	17	73	90	2.6	77	2	146	76	1	47	416	12.2
5	WILLIAMS, Darrion	33-33	1077:51	32.7	131-265	.494	44-96	.458	70-80	.875	63	185	248	7.5	77	2	82	54	11	38	376	11.4
0	MCMILLIAN, Chance	33-1	920:11	27.9	126-265	.475	65-168	.387	40-44	.909	32	99	131	4.0	48	0	41	23	5	24	357	10.8
35	CAMBRIDGE, Devan	8-8	207:54	26.0	29-55	.527	1-11	.091	25-36	.694	13	23	36	4.5	19	1	9	9	7	5	84	10.5
22	WASHINGTON, Warren	25-24	669:33	26.8	104-167	.623	0-0	.000	35-63	.556	59	127	186	7.4	58	0	43	38	38	19	243	9.7
24	WALTON, Kerwin	33-26	808:22	24.5	95-191	.497	65-136	.478	24-33	.727	24	55	79	2.4	47	1	17	13	7	15	279	8.5
25	JENNINGS, Robert	31-10	382:06	12.3	48-91	.527	0-0	.000	41-55	.745	51	52	103	3.3	61	2	15	27	6	7	137	4.4
21	LINDSAY, KyeRon	9-0	56:06	6.2	10-16	.625	0-0	.000	4-8	.500	1	11	12	1.3	9	0	1	4	6	2	24	2.7
23	YALAH0, Eemeli	17-0	157:56	9.3	16-33	.485	3-11	.273	7-20	.350	7	19	26	1.5	15	0	4	11	1	2	42	2.5
1	WASHINGTON, Lamar	30-0	267:29	8.9	21-55	.382	4-17	.235	17-25	.680	14	32	46	1.5	35	0	23	18	1	9	63	2.1
10	FRANCIS, Jack	5-0	06:50	1.4	0-1	.000	0-0	.000	2-2	1.000	2	3	5	1.0	0	0	1	0	0	0	2	0.4
3	WILLIAMS, D'Maurian	7-0	19:27	2.8	1-3	.333	0-1	.000	0-0	.000	0	3	3	0.4	4	0	1	1	0	1	2	0.3
Team											46	67	113					18				
Total		34	6825		877-1943	.451	289-804	.359	518-664	.780	338	850	1188	34.9	508	8	501	378	86	204	2561	75.3
Opponents		34	6825		864-2009	.430	250-776	.322	390-546	.714	369	779	1148	33.8	581	8	407	389	117	202	2368	69.6

## Team Statistics

	TTU	OPP
<b>Scoring</b>		
	2561	2368
Points per game	75.3	69.6
Scoring margin	+5.7	-
<b>Field goals-att</b>		
	877-1943	864-2009
Field goal pct	.451	.430
<b>3 point fg-att</b>		
	289-804	250-776
3-point FG pct	.359	.322
3-pt FG made per game	8.5	7.4
<b>Free throws-att</b>		
	518-664	390-546
Free throw pct	.780	.714
F-Throws made per game	15.2	11.5
<b>Rebounds</b>		
	1188	1148
Rebounds per game	34.9	33.8
Rebounding margin	+1.2	-
<b>Assists</b>		
	501	407
Assists per game	14.7	12.0
<b>Turnovers</b>		
	378	389
Turnovers per game	11.1	11.4
Turnover margin	+0.3	-
Assist/turnover ratio	1.3	1.0
<b>Steals</b>		
	204	202
Steals per game	6.0	5.9
<b>Blocks</b>		
	86	117
Blocks per game	2.5	3.4
<b>Winning streak</b>		
	0	-
Home win streak	1	-
<b>Attendance</b>		
	219743	91727
Home games-Avg/Game	17-12926	10-9173
Neutral site-Avg/Game	-	7-9134

## Team Results

Date	Opponent		Score	Att.
11/08/2023	Tex. A&M-Commerce	W	73-46	12930
11/12/2023	San Jose St.	W	56-42	10443
11/16/2023	A&M-Corpus Christi	W	73-64	11336
11/22/2023	vs Villanova	L	69-85	612
11/23/2023	vs UNI	W	72-70	400
11/24/2023	vs Michigan	W	73-57	802
11/30/2023	at Butler	Lot	95-103	7893
12/06/2023	Omaha	W	87-58	10640
12/12/2023	Oral Roberts	W	82-76	10280
12/16/2023	vs Vanderbilt	W	76-54	7219
12/21/2023	UT Arlington	W	77-66	8940
12/28/2023	Sam Houston	W	96-60	12271
01/01/2024	North Ala.	W	85-57	10048
01/06/2024	at Texas	W	78-67	10641
01/09/2024	Oklahoma St.	W	90-73	14362
01/13/2024	Kansas St.	W	60-59	14856
01/17/2024	at Houston	L	54-77	7586
01/20/2024	BYU	W	85-78	15098
01/27/2024	at Oklahoma	W	85-84	10890
01/30/2024	at TCU	L	78-85	6903
02/03/2024	Cincinnati	L	72-75	15098
02/06/2024	at Baylor	L	73-79	7500
02/10/2024	UCF	W	66-59	13715
02/12/2024	Kansas	W	79-50	15098
02/17/2024	at Iowa St.	L	74-82	14267
02/20/2024	TCU	W	82-81	15098
02/24/2024	at UCF	L	61-75	8711
02/27/2024	Texas	L	69-81	15098
03/02/2024	at West Virginia	W	81-70	11313
03/05/2024	at Oklahoma St.	W	75-58	6023
03/09/2024	Baylor	W	78-68	14432
03/14/2024	vs BYU	W	81-67	17186
03/15/2024	vs Houston	L	59-82	19135
03/21/2024	vs NC State	L	67-80	18586

# TEXAS TECH - 2023-24 BIG 12 STATS

## Game Records

Record	Overall	Home	Away	Neutral
ALL GAMES	11-7	7-2	4-5	0-0
CONFERENCE	11-7	7-2	4-5	0-0
NON-CONFERENCE	0-0	0-0	0-0	0-0

## Score by Periods

Team	1st	2nd	OT	TOT
Texas Tech	603	737	0	1340
Opponents	630	671	0	1301

## Team Box Score

No.	Player				Total		3-Point		F-Throw		Rebounds											
		GP-GS	MIN	AVG	FG-FGA	FG%	3FG-3FGA	3FG%	FT-FTA	FT%	OFF	DEF	TOT	AVG	PF	DQ	A	TO	BLK	STL	PTS	AVG
2	ISAACS, Pop	18-18	604:09	33.6	88-248	.355	40-129	.310	74-84	.881	4	58	62	3.4	35	0	68	47	1	18	290	16.1
5	WILLIAMS, Darrion	18-18	617:23	34.3	84-160	.525	23-44	.523	44-50	.880	36	110	146	8.1	45	0	44	27	5	23	235	13.1
0	MCMILLIAN, Chance	17-0	489:35	28.8	69-144	.479	32-89	.360	26-28	.929	19	52	71	4.2	32	0	21	12	2	12	196	11.5
22	WASHINGTON, Warren	11-11	317:58	28.9	50-78	.641	0-0	.000	19-34	.559	20	49	69	6.3	27	0	19	16	15	9	119	10.8
6	TOUSSAINT, Joe	18-18	600:53	33.4	62-168	.369	14-50	.280	56-67	.836	8	31	39	2.2	43	2	83	43	1	30	194	10.8
24	WALTON, Kerwin	18-18	509:55	28.3	56-119	.471	38-87	.437	11-16	.688	9	35	44	2.4	27	1	5	11	3	10	161	8.9
25	JENNINGS, Robert	18-7	244:06	13.6	31-57	.544	0-0	.000	26-40	.650	35	26	61	3.4	41	2	11	15	2	4	88	4.9
23	YALAH0, Eemeli	8-0	86:57	10.9	12-19	.632	2-6	.333	3-11	.273	4	12	16	2.0	11	0	3	4	1	2	29	3.6
21	LINDSAY, KyeRon	6-0	49:04	8.2	8-14	.571	0-0	.000	2-6	.333	1	11	12	2.0	9	0	1	4	5	2	18	3.0
1	WASHINGTON, Lamar	15-0	73:32	4.9	4-13	.308	1-2	.500	1-4	.250	4	5	9	0.6	12	0	3	2	1	3	10	0.7
10	FRANCIS, Jack	2-0	02:56	1.5	0-1	.000	0-0	.000	0-0	.000	2	2	4	2.0	0	0	1	0	0	0	0	0.0
3	WILLIAMS, D'Maurian	2-0	03:33	1.8	0-0	.000	0-0	.000	0-0	.000	0	1	1	0.5	1	0	0	0	0	0	0	0.0
Team											21	37	58					8				
Total		18	3600		464-1021	.454	150-407	.369	262-340	.771	163	429	592	32.9	283	5	259	189	36	113	1340	74.4
Opponents		18	3600		473-1068	.443	130-389	.334	225-312	.721	207	428	635	35.3	313	3	222	198	54	104	1301	72.3



## TEXAS TECH BASKETBALL QUICK FACTS

2023-24 Record	23-11 (Home: 15-2 • Away: 4-6 • Neutral: 4-3)
2023-24 Big 12 Record • Finish	11-7 • T-3rd
2024 Big 12 Tournament	1-1 • Semifinals
2024 Postseason	NCAA Tournament First Round - Lost to NC State
Letterwinners Return/Lost	5/7
Starters Returning/Lost	2/3
Newcomers/Transfers	8/5

## COACHING STAFF

Head Coach (Alma Mater • Season at Tech)	Grant McCasland (Baylor • 1999 • 2nd)
Career Record • Texas Tech Record	244-103 (11th NCAA) • 33-14; 12-8 Big 12
Assistant Coach	Jeff Linder (Western State • 1st)
Assistant Coach	Matt Braeuer (Wichita State • 2nd)
Assistant Coach	Achoki Moikobu (Fort Hays • 2nd)
Assistant Coach	Luke Barnwell (Newman • 2nd)
Head Strength & Conditioning Coach	Andrew Wright (TCU • 2nd)
Head Athletic Trainer	Mike Neal (Little Rock • 6th)
General Manager	Kellen Buffington (Paul Quinn • 2nd)
Director of Player Development	Chris Nottingham (Baylor • 2nd)
Director of Operations and Administration	Jardon Powell (Baylor • 2nd)
Coordinator of Operations	Cooper Anderson (Texas Tech • 4th)
Video Coordinator	Brian Pete (Gonzaga • 1st)

## PROGRAM INFORMATION

Location	Lubbock, Texas
Founded	1923
Enrollment	41,045
Nickname	Red Raiders
Colors	Scarlet (PMS 485c) and Black (Process Black)
Official Mascot	Masked Rider
Unofficial Mascot	Raider Red
Facility • Capacity	United Supermarkets Arena • 15,098
Conference	Big 12 • Charter Member
Chancellor	Tedd L. Mitchell, M.D.
President	Dr. Lawrence Schovanec
Director of Athletics	Kirby Hocutt
Deputy Director of Athletics • Men's Basketball Sport Administrator	Jonathan Botros
NCAA Faculty Representative	Brian Shannon

## PROGRAM HISTORY

All-Time Record (Seasons)	1537-1178 (100th)
All-Time Big 12 Record (Seasons)	192-265 (28)
Big 12 Tournament Record (Appearances)	17-27 (27)
NCAA Tournament Record (Appearances)	19-21 (20)
Conference Regular Season Titles	1 • Big 12 • 2019
	6 • SWC • 1961 • 1962 • 1973 • 1985 • 1995 • 1996
	6 • Border • 1933 • 1934 • 1935 • 1954 • 1955 • 1956
Conference Tournament Titles	5 • SWC • 1976 • 1985 • 1986 • 1993 • 1996
NCAA Tournament Appearances	(20) 1954 • 1956 • 1961 • 1962 • 1973 • 1976 • 1985 • 1986 • 1993 • 1996 • 2002 • 2004 • 2005 • 2007 • 2016 • 2018 • 2019 • 2021 • 2022 • 2024
(*2020 NCAA Tournament Canceled)	
NIT Appearances	4
	1979 • 1995 • 2003 • 2010

(\*2020 Tournaments Canceled due to Covid)

## ATHLETIC COMMUNICATIONS • RADIO STATION/NETWORK

Senior Associate AD • External Operations & Strategic Communications	Robert Giovannetti
Men's Basketball SID • Contact Information	Wes Bloomquist • 512-966-6971 • wes.bloomquist@ttu.edu

Mailing • Overnight Address	TV • Radio Information
Texas Tech Athletics Communications	Texas Tech Sports Network: KTTU-FM • 97.3 FM
2526 South 6th Street, Room 117	Radio Play-by-Play • Geoff Haxton • Analysts: Chris Level/Clark Lammert
Lubbock, TX 79409	ESPN+ Play-by-Play • Analyst: John Harris • Chris Level

## 2024-25 ROSTER

TexasTech.com

0	Chance McMillian	G	6-3	190	S-SR-1L	Vallejo, California (Grand Canyon)
1	Kevin Overton	G	6-5	200	SO-TR	Oklahoma City (Drake)
2	Jazz Henderson	G	5-11	175	FR-HS	Dallas, Texas (Faith Family - Oak Cliff)
3	Elijah Hawkins	G	5-11	160	SR-TR	Washington D.C. (Minnesota/Howard)
4	Christian Anderson	G	6-2	165	FR-HS	Atlanta, Georgia (Oak Hill Academy)
5	Darrion Williams	G	6-6	225	JR-1L	Sacramento, California (Nevada)
6	Leon Horner	G	6-4	215	FR-HS	Dallas, Texas (Dynamic Prep)
10	Jack Francis	G	6-3	190	JR-1L	Austin (Anderson HS)
15	JT Toppin	F	6-9	225	SO-TR	Dallas, Texas (New Mexico)
22	Corbin Green	F	6-5	230	JR-TR	Midlothian, Texas (Air Force)
23	Eemeli Yalaho	F	6-8	240	SO-1L	Jyväskylä, Finland (Western Reserve)
24	Kerwin Walton	G	6-5	210	S-SR-2L	Hopkins, Minnesota (North Carolina)
33	Federiko Federiko	F	6-11	215	SR-TR	Helsinki, Finland (Pitt)

## 2023-24 PLAYER STATS

**Returners:** Darrion Williams (11.4 ppg., 7.5 rpg., 2.5 apg - 82 total assists, 1.2 spg - 38 steals, 44-for-96 3s, 9 double-doubles - 33 starts/games); Chance McMillian (10.8 ppg., 4.0 rpg., 65-for-168 3s, 1.2 apg. - 33 games/1 start); Kerwin Walton (8.5 ppg., 2.4 rpg., 65-for-136 3s - 33 games/26 starts); Eemeli Yalaho (2.5 ppg., 1.5 rpg. - 17 games); Jack Francis (0.4 ppg., 1.0 rpg. - 5 games)

**Transfers:** JT Toppin (12.4 ppg., 9.1 rpg., 68 blocks, 38 steals, 12 double-doubles, - 36 games, 35 starts); Kevin Overton (11.3 ppg., 3.3 rpg., 1.1 apg., 62-for-179 3s, 35 starts/games), Elijah Hawkins (9.5 ppg., 247 assists - 7.5 apg., 47-for-129 3s, 54 steals, 33 starts), Federiko Federiko (4.7 ppg., 5.1 rpg., 1.3 bpg., 33 games); Corbin Green (2.7 ppg., 2.8 rpg., 1.0 bpg., 12 games)

**Newcomers from High School:** Christian Anderson, Leon Horner, Jazz Henderson

## ROSTER BREAKDOWN

2 5th-Year (Super) Seniors in final year: Chance McMillian, Kerwin Walton

2 Seniors in final year: Elijah Hawkins, Federiko Federiko

3 Juniors: Darrion Williams, Jack Francis, Corbin Green

3 Sophomores: Kevin Overton, JT Toppin, Eemeli Yalaho

3 Freshmen: Jazz Henderson, Christian Anderson, Leon Horner

4 newcomers from transfer portal: Kevin Overton (Drake), Elijah Hawkins (Minnesota), JT Toppin (New Mexico), Federiko Federiko (Pitt)

7 total from transfer portal: Chance McMillian (Grand Canyon - 2020-23), Darrion Williams (Nevada - 2022-23), Kerwin Walton (North Carolina - 2019-22), Kevin Overton (Drake), Elijah Hawkins (Minnesota & Howard), JT Toppin (New Mexico), Federiko Federiko (Pitt)

## ROSTER LOCATION BREAKDOWN

**Texas (5):** JT Toppin (Dallas), Leon Horner (Dallas), Jazz Henderson (Dallas),

Jack Francis (Austin), Corbin Green (Midlothian)

**California (2) :** Chance McMillian (Vallejo), Darrion Williams (Sacramento)


**Finland (2):** Eemeli Yalaho (Jyväskylä), Federiko Federiko (Helsinki)

**Georgia (1):** Christian Anderson (Atlanta)

**Oklahoma (1):** Kevin Overton (Oklahoma City)

**Minnesota (1):** Kerwin Walton (Hopkins)

**Washington D.C. (1):** Elijah Hawkins



# TEXAS TECH BASKETBALL

## 2024-25 SEASON SCHEDULE

DATE [DAY] TIME	OPPONENT	LOCATION	RESULTS/TV
NOV. 5 [TUESDAY] 7 P.M.	BETHUNE-COOKMAN	LUBBOCK - UNITED SUPERMARKETS ARENA	W, 94-61
NOV. 8 [FRIDAY] 8 P.M.	NORTHWESTERN STATE	LUBBOCK - UNITED SUPERMARKETS ARENA	W, 86-65
NOV. 13 [WEDNESDAY] 7 P.M.	WYOMING	LUBBOCK - UNITED SUPERMARKETS ARENA	W, 96-49
NOV. 18 [MONDAY] 7 P.M.	ARKANSAS-PINE BLUFF	LUBBOCK - UNITED SUPERMARKETS ARENA	W, 98-64
NOV. 21 [THURSDAY] 8 P.M.	VS. SAINT JOSEPH'S <small>LEGENDS CLASSIC</small>	BROOKLYN, NEW YORK - BARCLAYS CENTER	L, 78-77
NOV. 22 [FRIDAY] 6 P.M.	VS. SYRACUSE <small>LEGENDS CLASSIC</small>	BROOKLYN, NEW YORK - BARCLAYS CENTER	W, 79-74
NOV. 29 [FRIDAY] 7 P.M.	NORTHERN COLORADO	LUBBOCK - UNITED SUPERMARKETS ARENA	W, 89-64
DEC. 4 [WEDNESDAY] 8:15 P.M.	DEPAUL <small>BIG 12-BIG EAST BATTLE</small>	LUBBOCK - UNITED SUPERMARKETS ARENA	W, 76-62
DEC. 8 [SUNDAY] 2 P.M.	VS. NO. 22 TEXAS A&M <small>USLBM COAST TO COAST CHALLENGE</small>	FORT WORTH - DICKIES ARENA	L, 72-67
DEC. 16 [MONDAY] 7 P.M.	ORAL ROBERTS	LUBBOCK - UNITED SUPERMARKETS ARENA	W, 86-50
DEC. 21 [SATURDAY] 12 P.M.	LAMAR	LUBBOCK - UNITED SUPERMARKETS ARENA	W, 101-57
DEC. 31 [TUESDAY] 1 P.M.	UCF <small>BIG 12</small>	LUBBOCK - UNITED SUPERMARKETS ARENA	L, 87-83
JAN. 4 [SATURDAY] 6 P.M.	AT UTAH <small>BIG 12</small>	SALT LAKE CITY, UTAH - JON M. HUNTSMAN CENTER	W, 93-65
JAN. 7 [TUESDAY] 8 P.M.	AT BYU <small>BIG 12</small>	PROVO, UTAH - MARRIOTT CENTER	ESPN+
JAN. 11 [SATURDAY] 1 P.M.	NO. 3 IOWA STATE <small>BIG 12</small>	LUBBOCK - UNITED SUPERMARKETS ARENA	ESPN/2
JAN. 14 [TUESDAY] 8 P.M.	AT KANSAS STATE <small>BIG 12</small>	MANHATTAN, KANSAS - BRAMLAGE COLISEUM	CBSSN
JAN. 18 [SATURDAY] 1 P.M.	ARIZONA <small>BIG 12</small>	LUBBOCK - UNITED SUPERMARKETS ARENA	ABC/ESPN2
JAN. 21 [TUESDAY] 6 P.M.	AT CINCINNATI <small>BIG 12</small>	CINCINNATI, OHIO - FIFTH THIRD ARENA	ESPN2/U
JAN. 26 [SUNDAY] 2 P.M.	OKLAHOMA STATE <small>BIG 12</small>	LUBBOCK - UNITED SUPERMARKETS ARENA	ESPN+
JAN. 29 [WEDNESDAY] 6 P.M.	TCU <small>BIG 12</small>	LUBBOCK - UNITED SUPERMARKETS ARENA	ESPN2/U
FEB. 1 [SATURDAY] 5 P.M.	AT HOUSTON <small>BIG 12</small>	HOUSTON, TEXAS - FERTITTA CENTER	ESPN/2
FEB. 4 [TUESDAY] 8 P.M.	BAYLOR <small>BIG 12</small>	LUBBOCK - UNITED SUPERMARKETS ARENA	ESPN/2
FEB. 8 [SATURDAY] 9 P.M.	AT ARIZONA <small>BIG 12</small>	TUCSON, ARIZONA - MCKALE MEMORIAL CENTER	ESPN
FEB. 12 [WEDNESDAY] 8 P.M.	ARIZONA STATE <small>BIG 12</small>	LUBBOCK - UNITED SUPERMARKETS ARENA	CBSSN
FEB. 15 [SATURDAY] 2 P.M.	AT OKLAHOMA STATE <small>BIG 12</small>	STILLWATER, OKLAHOMA - GALLAGHER-IBA ARENA	ESPN+
FEB. 18 [TUESDAY] 7 P.M.	AT TCU <small>BIG 12</small>	FORT WORTH - SCHOLLMAYER ARENA	ESPN+
FEB. 22 [SATURDAY] 12 P.M.	WEST VIRGINIA <small>BIG 12</small>	LUBBOCK - UNITED SUPERMARKETS ARENA	ESPN+
FEB. 24 [MONDAY] 8 P.M.	HOUSTON <small>BIG 12</small>	LUBBOCK - UNITED SUPERMARKETS ARENA	ESPN
MARCH 1 [SATURDAY] 1 P.M.	AT KANSAS <small>BIG 12</small>	LAWRENCE, KANSAS - ALLEN FIELDHOUSE	ESPN/2
MARCH 5 [WEDNESDAY] 7 P.M.	COLORADO <small>BIG 12</small>	LUBBOCK - UNITED SUPERMARKETS ARENA	ESPN+
MARCH 8 [SATURDAY] 9:30 P.M.	AT ARIZONA STATE <small>BIG 12</small>	TEMPE, ARIZONA - DESERT FINANCIAL ARENA	ESPN/2/U
MARCH 11-15	BIG 12 CHAMPIONSHIP TOURNAMENT	KANSAS CITY, MISSOURI - T-MOBILE CENTER	ESPN/2
MARCH 20-23	NCAA 1ST AND 2ND ROUND - POSSIBLE LOCATIONS: LEXINGTON, PROVIDENCE, SEATTLE, WICHITA, CLEVELAND, DENVER, MILWAUKEE, RALEIGH		
MARCH 27-30	NCAA TOURNAMENT SWEET 16 & ELITE 8 - POSSIBLE LOCATIONS: NEWARK, SAN FRANCISCO, ATLANTA, INDIANAPOLIS		
APRIL 5 & 7	NCAA FINAL FOUR	SAN ANTONIO, TEXAS - ALAMODOME	CBS

# TEXAS TECH

## BASKETBALL ROSTER

20 NCAA TOURNAMENT APPEARANCES

1954 • 1956 • 1961 • 1962 • 1973 • 1976 • 1985 • 1986 • 1993 • 1996 • 2002 • 2004 • 2005 • 2007 • 2016 • 2018 • 2019 • 2021 • 2022 • 2024



2019 NCAA NATIONAL RUNNER-UP

Big 12 Champions: 2019

NCAA Final Four: 2019

NCAA Elite Eight: 2018, 2019

NCAA Sweet 16: 1976, 1996, 2005, 2018, 2019, 2022




<b>0</b> CHANCE MCMILLIAN 6-3 • Senior • Guard Vallejo, California	<b>1</b> KEVIN OVERTON 6-5 • Sophomore • Guard Oklahoma City	<b>2</b> JAZZ HENDERSON 5-11 • Freshman • Guard Dallas, Texas	<b>3</b> ELIJAH HAWKINS 5-11 • Senior • Guard Washington D.C.	<b>4</b> CHRISTIAN ANDERSON 6-2 • Freshman • Guard Atlanta, Georgia	<b>5</b> DARRION WILLIAMS 6-6 • Junior • Forward Sacramento, California	<b>6</b> LEON HORNER 6-4 • Freshman • Forward Dallas, Texas
--	--	---	---	---	---	---




<b>10</b> JACK FRANCIS 6-3 • Junior • Guard Austin, Texas	<b>15</b> JT TOPPIN 6-9 • Sophomore • Forward Dallas, Texas	<b>22</b> CORBIN GREEN 6-5 • Junior • Forward Midlothian, Texas	<b>23</b> EEMELI YALAHU 6-8 • Sophomore • Forward Jyväskylä, Finland	<b>24</b> KERWIN WALTON 6-5 • Senior • Guard Hopkins, Minnesota	<b>33</b> FEDERIKO FEDERIKO 6-11 • Senior • Forward Helsinki, Finland
---	---	---	--	---	---



GRANT MCCASLAND Head Coach	JEFF LINDER Assistant Coach	MATT BRAEUER Assistant Coach	ACHOKI MOIKOBU Assistant Coach	LUKE BARNWELL Assistant Coach	KELLEN BUFFINGTON General Manager	ANDREW WRIGHT Strength & Conditioning	MIKE NEAL Athletic Trainer	CHRIS NOTTINGHAM Player Development
-------------------------------	--------------------------------	---------------------------------	-----------------------------------	----------------------------------	--------------------------------------	--	-------------------------------	--



JARDON POWELL Administration & Ops	COOPER ANDERSON Operations	BRIAN PETE Video Coordinator	DUNCAN BACON Graduate Assistant	BEAU MARTIN Graduate Assistant	ERIC RWAHIRE Graduate Assistant	COLEMAN SPARLING Graduate Assistant	JALYN TURNER Graduate Assistant	TRAJAN WESLEY Graduate Assistant
---------------------------------------	-------------------------------	---------------------------------	------------------------------------	-----------------------------------	------------------------------------	--	------------------------------------	-------------------------------------



VIDAL SCOTT Strength & Conditioning	CHRIS MARMOLEJO Creative Manager	TYLER BENEDICT Student Assistant	ARMAAN BHAKTA Student Assistant	KADEN FERRELL Student Assistant	BRODY MCCLURE Student Assistant	NOBLE ROBINSON Student Assistant	TYREKE SHANKLIN Student Assistant	STACEY SMITH Student Assistant	JORDAN VARGAS Student Assistant
--	-------------------------------------	-------------------------------------	------------------------------------	------------------------------------	------------------------------------	-------------------------------------	--------------------------------------	-----------------------------------	------------------------------------