



HISTORY AND TRADITIONS

OVERALL COACHING RECORDS


COACH	YEARS	----ALL GAMES----				----LEAGUE GAMES----			
		W	L	T	PCT.	W	L	T	PCT.
Joey McGuire	2022-	15	11	0	.577	10	8	0	.556
Matt Wells	2019-21	13	17	0	.433	7	16	0	.304
Kliff Kingsbury	2013-18	35	40	0	.467	19	35	0	.352
Tommy Tuberville	2010-12	20	17	0	.552	9	17	0	.346
Mike Leach	2000-09	84	43	0	.661	47	33	0	.587
Spike Dykes	1986-99	82	67	1	.547	57	40	1	.573
David McWilliams	1986	7	4	0	.636	5	3	0	.625
Jerry Moore	1981-85	16	37	2	.302	9	29	2	.250
Rex Dockery	1978-80	15	16	2	.484	10	13	1	.438
Steve Sloan	1975-77	23	12	0	.657	15	8	0	.652
Jim Carlen	1970-74	37	20	2	.644	20	15	0	.571
JT King	1961-69	44	45	3	.495	27	35	1	.435
DeWitt Weaver	1951-60	49	51	5	.490	19	6	3	.741
Dell Morgan	1941-50	55	49	3	.528	23	3	1	.870
Pete Cawthon	1930-40	76	32	6	.693	10	1	1	.875
Grady Higgenbotham	1929	1	7	2	.150	-	-	-	-
E.Y. Freeland	1925-28	21	10	6	.649	-	-	-	-
Totals	1925-2022	597	481	32	.552	288	265	10	.520

HEAD COACHING NOTES:

****Ruffin McNeil is credited with the win in the 2010 Alamo Bowl.****
****Chris Thomsen is credited with the win in the 2012 Meineke Car Care Bowl of Texas.****
****Spike Dykes is credited with the loss at the 1986 Independence Bowl.****
****Matt Wells was dismissed on Oct. 25, 2021, as Sonny Cumbie led the Red Raiders over their final four games and the AutoZone Liberty Bowl, going 2-3 during that span.****



▲ JOEY MCGUIRE is the first coach to lead Tech to bowl game wins in each of his first two seasons at the helm.



▲ JERRY MOORE was inducted to the National Football Foundation College Football Hall of Fame in 2014.



▲ JOEY MCGUIRE



▲ MATT WELLS



▲ KLIFF KINGSBURY



▲ TOMMY TUBERVILLE




▲ MIKE LEACH



▲ SPIKE DYKES



▲ DAVID MCWILLIAMS



▲ JERRY MOORE




▲ REX DOCKERY



▲ STEVE SLOAN



▲ JIM CARLEN



▲ JT KING



▲ DEWITT WEAVER



▲ DELL MORGAN



▲ PETE CAWTHON



▲ GRADY HIGGENBOTHAM



▲ E.Y. FREELAND

YEAR-BY-YEAR COACHING RECORDS

League				
Season	Overall	League	Record	Head Coach
2023	7-6	Big 12	5-4	Joey McGuire
2022	8-5	Big 12	5-4	Joey McGuire
2021	7-6	Big 12	3-6	Matt Wells/Cumbie
2020	4-6	Big 12	3-6	Matt Wells
2019	4-8	Big 12	2-7	Matt Wells
2018	5-7	Big 12	3-6	Kliff Kingsbury
2017	6-7	Big 12	3-6	Kliff Kingsbury
2016	5-7	Big 12	3-6	Kliff Kingsbury
2015	7-6	Big 12	4-5	Kliff Kingsbury
2014	4-8	Big 12	2-7	Kliff Kingsbury
2013	8-5	Big 12	4-5	Kliff Kingsbury
2012	8-5	Big 12	4-5	Tommy Tuberville
2011	5-7	Big 12	2-7	Tommy Tuberville
2010	8-5	Big 12	3-5	Tommy Tuberville
2009	9-4	Big 12	5-3	Mike Leach
2008	11-2	Big 12	7-1	Mike Leach
2007	9-4	Big 12	4-4	Mike Leach
2006	8-5	Big 12	4-4	Mike Leach
2005	9-3	Big 12	6-2	Mike Leach
2004	8-4	Big 12	5-3	Mike Leach
2003	8-5	Big 12	4-4	Mike Leach
2002	9-5	Big 12	5-3	Mike Leach
2001	7-5	Big 12	4-4	Mike Leach
2000	7-6	Big 12	3-5	Mike Leach
1999	6-5	Big 12	5-3	Spike Dykes
1998	7-5	Big 12	4-4	Spike Dykes
1997	6-5	Big 12	5-3	Spike Dykes
1996	7-5	Big 12	5-3	Spike Dykes
1995	9-3-0	SWC	5-2-0	Spike Dykes
1994	6-6-0	SWC	4-3-0	Spike Dykes
1993	6-6-0	SWC	5-2-0	Spike Dykes
1992	5-6-0	SWC	4-3-0	Spike Dykes
1991	6-5-0	SWC	5-3-0	Spike Dykes
1990	4-7-0	SWC	3-5-0	Spike Dykes
1989	9-3-0	SWC	5-3-0	Spike Dykes
1988	5-6-0	SWC	4-3-0	Spike Dykes
1987	6-4-1	SWC	3-3-1	Spike Dykes
1986	7-5-0	SWC	5-3-0	David McWilliams
1985	4-7-0	SWC	1-7-0	Jerry Moore
1984	4-7-0	SWC	2-6-0	Jerry Moore
1983	3-7-1	SWC	3-4-1	Jerry Moore
1982	4-7-0	SWC	3-5-0	Jerry Moore
1981	1-9-1	SWC	0-7-1	Jerry Moore
1980	5-6-0	SWC	3-5-0	Rex Dockery
1979	3-6-2	SWC	2-5-1	Rex Dockery
1978	7-4-0	SWC	5-3-0	Rex Dockery
1977	7-5-0	SWC	4-4-0	Steve Sloan
1976	10-2-0	SWC	7-1-0	Steve Sloan
1975	6-5-0	SWC	4-3-0	Steve Sloan
1974	6-4-2	SWC	3-4-0	Jim Carlen
1973	11-1-0	SWC	6-1-0	Jim Carlen
1972	8-4-0	SWC	4-3-0	Jim Carlen
1971	4-7-0	SWC	2-5-0	Jim Carlen
1970	8-4-0	SWC	5-2-0	Jim Carlen
1969	5-5-0	SWC	4-3-0	JT King
1968	5-3-2	SWC	4-3-0	JT King
1967	6-4-0	SWC	5-2-0	JT King
1966	4-6-0	SWC	2-5-0	JT King
1965	8-3-0	SWC	5-2-0	JT King
1964	6-4-1	SWC	3-3-1	JT King

League				
Season	Overall	League	Record	Head Coach
1963	5-5-0	SWC	2-5-0	JT King
1962	1-9-0	SWC	0-7-0	JT King
1961	4-6-0	SWC	2-5-0	JT King
1960	3-6-1	SWC	1-5-1	DeWitt Weaver
1959	4-6-0	----	----	DeWitt Weaver
1958	3-7-0	----	----	DeWitt Weaver
1957	2-8-0	----	----	DeWitt Weaver
1956	2-7-1	----	----	DeWitt Weaver
1955	7-3-1	Border	3-0-1	DeWitt Weaver
1954	7-2-1	Border	4-0-0	DeWitt Weaver
1953	11-1-0	Border	5-0-0	DeWitt Weaver
1952	3-7-1	Border	2-1-1	DeWitt Weaver
1951	7-4-0	Border	5-0-0	DeWitt Weaver
1950	5-8-0	Border	3-2-0	Dell Morgan
1949	7-5-0	Border	5-0-0	Dell Morgan
1948	7-3-0	Border	5-0-0	Dell Morgan
1947	6-5-0	Border	4-0-0	Dell Morgan
1946	8-3-0	Border	3-1-0	Dell Morgan
1945	3-5-2	----	----	Dell Morgan
1944	4-7-0	----	----	Dell Morgan
1943	4-6-0	----	----	Dell Morgan
1942	4-5-1	Border	3-0-1	Dell Morgan
1941	9-2-0	----	----	Dell Morgan
1940	9-1-1	----	----	Pete Cawthon
1939	5-5-1	----	----	Pete Cawthon
1938	10-1-0	----	----	Pete Cawthon
1937	8-4-0	Border	3-0-0	Pete Cawthon
1936	5-4-1	----	0-0-1	Pete Cawthon
1935	5-3-2	Border	1-1-0	Pete Cawthon
1934	7-2-1	Border	3-0-0	Pete Cawthon
1933	8-1-0	Border	1-0-0	Pete Cawthon
1932	10-2-0	Border	1-0-0	Pete Cawthon
1931	6-3-0	----	----	Pete Cawthon
1930	3-6-0	----	----	Pete Cawthon
1929	1-7-2	----	----	G. Higgenbotham
1928	4-4-1	----	----	E.Y. Freeland
1927	5-4-0	----	----	E.Y. Freeland
1926	6-1-3	----	----	E.Y. Freeland
1925	6-1-2	----	----	E.Y. Freeland



▲ MIKE LEACH won a school record 84 games as head coach during his tenure from 2000-09.

Number of Seasons: 99
Number of Games: 1,110
Record: 597-481-32 (.552)
Conference Record: 288-265-10 (.520)
Big 12 Conference: 112-125 (.473)
Southwest Conference: 125-135-6 (.481)
Border Conference: 51-5-4 (.911)
Overtime Record: 10-8
Bowl Record: 17-23-1
Winning Seasons: 59
Consecutive Non-Losing Seasons: 18 (1993-2010)

BIG 12 CONFERENCE CHAMPIONSHIPS (1)
Co-South Division Champions 2008 (Mike Leach)

SOUTHWEST CONFERENCE CHAMPIONSHIPS (2)
1976 (Co-Champions) Steve Sloan
1994 (Co-Champions) Spike Dykes

BORDER CONFERENCE CHAMPIONSHIPS (8)
1954 DeWitt Weaver
1953 DeWitt Weaver
1951 DeWitt Weaver
1949 Dell Morgan
1948 Dell Morgan
1947 Dell Morgan
1942 Dell Morgan
1937 Pete Cawthon

10-WIN SEASONS (6)
1932 (10-2) Pete Cawthon
1938 (10-1) Pete Cawthon
1953 (11-1) DeWitt Weaver
1973 (11-1) Jim Carlen
1976 (10-2) Steve Sloan
2008 (11-2) Mike Leach

RECORD BY DECADE
1920s 22-17-8 (.553)
1930s 67-31-5 (.675)
1940s 61-42-4 (.589)
1950s 49-53-4 (.481)
1960s 47-51-4 (.480)
1970s 70-42-4 (.621)
1980s 48-61-3 (.442)
1990s 62-53-0 (.539)
2000s 85-43-0 (.664)
2010s 60-65 (.480)
2020s 26-23 (.531)

PREVIEW

RED RAIDERS

STAFF

'23 REVIEW

HISTORY

RECORDS

TEXAS TECH

ALL-TIME ASSISTANT COACHES

Jim Acree	1969
C.J. Ah You	2022-present
Rodney Allison	1981-83
Robert Anae	2000-04
Demosthenes Andros	1954-55
Junior Arterburn	1956-60
Art Baker	1970-72
Virgil Ballard	1934
Johnny Barr	2003
Burl Bartlett	1965-69
Jim Bates	1978-83
Bill Bedenbaugh	2003-06
Richard Bell	1970-74
Rob Best	1981-85
Joe Blalock	1962-65
Josh Bookbinder	2022-present
Walter Bragg	1978-80
Art Briles	2000-02
Bob Brown	1970-74
Dave Brown	2001-05
Julius Brown	2019
Neal Brown	2010-12
Watson Brown	1978
William Brown	1946-49
Steve Brickey	1986
Harry Buffington	1963, 1968
Dean Campbell	1992-99
Bud Casey	1978-80
Darrin Chiaverini	2014-15
Cody Chisum	1999
Jason Clemmons	1998-99
Josh Cochran	2022-present
Kerry Cooks	2019
John Conley	1961-74
Kevin Cosgrove	2020-21
Romeo Crennel	1975-77
John Cropp	1975-77
Sonny Cumble	2010-13, 2021
Kevin Curtis	2013-15
Tim DeRuyter	2022-present
Brett Dewhurst	2018
Rex Dockery	1975-77
Marc Dove	1974
Daniel "Sonny" Dykes	2000-06
Rick Dykes	1990-99
Spike Dykes	1984-86
Dale Evans	1970-74
Steve Farmer	2019-21
Beattie Feathers	1954-60
Rocky Felker	1979-80
Joel Filani	2019-21
Zarnell Fitch	2022-present
Jack Fligg	1970-74
Robert Ford	1987-88
DeShaun Foster	2016
Gary Gaines	1990-93
David Gibbs	2015-18
Chad Glasgow	2011
W.L. Golightly	1930
Bobby Goad	1951-52
John Goodner	1994-99
Merrill Green	1961-64



▲ FROM TEXAS TECH TO THE NFL: Texas Tech was one of the first stops in the coaching careers of both **BILL PARCELLS** (left) and **ROMEO CRENNELL** (right). The two future NFL head coaches were assistants on Steve Sloan's staff from 1975-77.

Al Groh	1980	Sam McElroy	2010-11
Clovis Hale	1984-86, 1997-99	Clay McGuire	2008-09, 2018, 2024-present
Stephen Hamby	2022-23	Ed McKeever	1935-38
Tom Hamm	1956-60	Maxey McKnight	1948
Ron Harris	2000-02	Greg McMackin	2000-02
Trey Haverty	2013-15	Taylor McNeel	1975-88
Lee Hays	2013-16	Ruffin McNeill	2000-09
Gene Henderson	1967-69	Carlos Mainord	1969, 84-85, 87-92, 03-09
Grady Higgenbotham	1927-28	Tommy Mainord	2010-12
Larry Hoefler	1995-99	Rhudy Maskew	1986-94, 1996
Dana Holgersen	2000-07	Manny Matsakis	2000-02
Bert Huffman	1935-42, 1946-47	Bradley Mills	1966-69
Rhodes Ingerton	1927	Brian Mitchell	2006-09
Clarence James	1981-86	Jack Mitchell	1951-52
Terrance Jamison	2017-18	John Mize	1986
Clay Jennings	2018	David Moody	1994-99
Mike Jinks	2013-15	Tipp Mooney	1948-50
Kevin Johns	2018	Matt Moore	2007-11
Justin Johnson	2023-present	Dell Morgan	1930-33
Brandon Jones	2017-18	C.B. Morris	1948-50
Emmett Jones	2016-18; 2022	Eric Morris	2013-17
Derek Jones	2020-21	Joe Moss	1957-59
Jabbar Juluke	2017	Otis Mounds	2011
Art Kaufman	2012	Carl Mulleneaux	1950
Bob Kellogg	1953	Walter Nichols	1946
Joe Kerbel	1958-59	Brian Norwood	2000
Elwood Kettler	1969	Frank Ottmers	1949
JT King	1958-60	Bill Parcells	1975-77
Jack Kiser	1986	Doyle Parker	1987-91, 93-98
Zach Kittley	2022-present	Jim Parmer	1960
David Knaus	1980-83	Kevin Patrick	2016
David Krischke	1981-83	Bob Patterson	1975-80
Matt Lair	1961-68	Keith Patterson	2019-21
Donnie Laurence	1978-79	Victor Payne	1927-28
Tommy Limbaugh	1975-77	Kenny Perry	2022-present
Seth Littrell	2005-08	Aubrey "Red" Phillips	1955-60

ALL-TIME ASSISTANT COACHES

Mike Pope	1975-77
Wyatt Posey	1951-55
Robert Prunty	2010-12
Jay Pugh	1999
Dick Rader	1972-74
Jim Ragland	1970-72
Paul Randolph	2019-21
Lincoln Riley	2007-09
Richard Ritchie	1981-83
Sam Robertson	1978-79
Polk Robison	1943-48
Joe Robinson	2016-17
Travaris Robinson	2010
Eric Russell	2009
Charlie Sadler	2003-09
Adam Scheier	2018
Chad Scott	2010-12
George Scott	1950-52
John Scott Jr.	2013-14
Karl Scott	2016-17
Lyle Setencich	2003-07
Horace "Bud" Sherrod	1954-57
Dennis Simmons	2008-09
Travis L. Simpson	1961-63
Dean Slayton	1981-97
DeAndre Smith	2019-21
Mike Smith	2013-15
Russell T. "Dutchy" Smith	1930-40
Zac Spavital	2015-18
Jess Stiles	1969-77
Jerry Sullivan	1973-74
Al Tanara	1975-80
Fred Tate	2012
Marshall Taylor	1970-71
Jack Tayrien	1986-88, 97-99
Grant Teaff	1966-68
Chris Thomsen	2012
Jess Thompson	1960
Mark Tommerdahl	2019-21
Ted Unbehagen	1973-74, 1987-96
Lance Van Zandt	1987-89
Wade Walker	1951-53
Matt Wallerstedt	2013-14
Buist "Buzz" Warren	1953-55
Luke Wells	2019-21
Ron West	1981-85
Allie White	1949
Dixie White	1940
Ivy Williams	1989-93
James Willis	2010
Tom Wilson	1967-74, 1984-85
Dick Winder	1984-95, 98-99
W.A. "Babe" Woods	1951
Jim Wright	1962-66
Gary Wyant	1976-77
Marcel Yates	2022-present
David Yost	2019-20
John Paul Young	1989-91
Willie Zapalac	1961-62
Art Zelenik	1975



▲ **RUFFIN MCNEIL** remains one of the most-beloved assistant coaches in Texas Tech history as he served on Mike Leach's staff from 2000-09, including three years as defensive coordinator (2007-09). He was the Red Raiders' interim head coach for their win over Michigan State in the 2009 Alamo Bowl.

DEFENSIVE COORDINATORS		OFFENSIVE COORDINATORS	
Richard Bell	1970-74	Jack Fligg	1970-74
Bill Parcells	1975-77	Rex Dockery	1975-77
Sam Robertson	1978-79	Bud Casey	1978-80
Jim Bates	1980-83	Tom Wilson	1984-85
Spike Dykes	1984-86	John Mize	1986
Carlos Mainord	1987-92	Dick Winder	1987-95
John Goodner	1995-99	Rick Dykes	1996-99
Greg McMackin	2000-02	Sonny Dykes* (Co-Coordinator)	2005-06
Lyle Setencich	2003-07	Dana Holgorsen* (Co-Coordinator)	2005-06
Ruffin McNeil (interim)	2007	Neal Brown	2010-12
Ruffin McNeil	2008-09	Sonny Cumbie* (Co-Coordinator)	2013
James Willis	2010	Eric Morris* (Co-Coordinator)	2013
Chad Glasgow	2011	Eric Morris*	2014-17
Art Kaufman	2012	Kevin Johns*	2018
Matt Wallerstedt	2013-14	David Yost	2019-20
Mike Smith (interim)	2014	Sonny Cumbie	2021
David Gibbs	2015-18	Zach Kittley	2022-present
Keith Patterson	2019-21		
Tim DeRuyster	2022-present		

* indicates head coach served as play caller.



▲ Texas Tech has four former offensive coordinators who are now head coaches at the FBS level entering the 2024 season, including two lettermen in **SONNY CUMBIE** (Louisiana Tech) and **ERIC MORRIS** (North Texas). That list also includes a pair of Big 12 head coaches in Neal Brown (West Virginia) and Sonny Dykes (TCU).

PREVIEW

RED RAIDERS

STAFF

'23 REVIEW

HISTORY

RECORDS

TEXAS TECH

YEAR-BY-YEAR RESULTS



E.Y. FREELAND
1925-28
Career Record: 21-10-6 (.649)

1925					
Overall: 6-1-2					
03	McMurry	T	0	0	4,500
09	Austin	T	3	3	n/a
017	Montezuma	W	30	0	n/a
024	Clarendon	W	13	7	n/a
031	at Sul Ross	W	21	7	n/a
N5	Wayland	W	120	0	n/a
N11	at Abilene Christian	W	10	7	n/a
N18	at Howard Payne	L	0	29	n/a
N26	WT Teachers	W	13	12	n/a

1926					
Overall: 6-1-3					
S21	at McMurry	W	7	0	n/a
02	Schreiner	T	0	0	3,500
08	St. Edward's	W	7	6	3,500
015	at Simmons	T	0	0	3,000
023	Clarendon	W	14	0	n/a
030	at TCU	L	16	28	n/a
N5	at Daniel Baker	T	0	0	n/a
N11	Abilene Christian	W	28	7	n/a
N18	Howard Payne	W	27	6	3,500
N25	at WT Teachers	W	7	2	5,000

1927					
Overall: 5-4					
S24	Panhandle A&M	W	62	0	n/a
01	St. Edward's	W	13	6	3,000
08	at TCU	L	6	16	n/a
015	Simmons	W	10	6	2,000
022	Sul Ross	W	6	0	2,000
028	Texas A&M	L	6	47	n/a
N5	Daniel Baker	W	19	7	1,300
N11	at Abilene Christian	L	3	6	n/a
N24	WT Teachers	L	9	12	5,000

1928					
Overall: 4-4-1					
S29	Schreiner	W	7	0	n/a
06	at Texas	L	0	12	n/a
013	St. Edward's	W	13	6	n/a
020	at McMurry	W	3	0	n/a
027	at TCU	L	6	28	6,000
N2	at Daniel Baker	T	0	0	n/a
N10	Abilene Christian	L	0	7	n/a
N17	Simmons	L	0	19	n/a
N29	at WT Teachers	W	18	7	6,000



GRADY HIGGENBOTHAM
1929
Career Record: 1-7-2 (.150)

1929					
Overall: 1-7-2					
S27	Wayland	W	19	0	3,500
05	Sul Ross	T	7	7	6,000
012	at Daniel Baker	L	2	6	2,700
019	at McMurry	T	0	0	n/a
026	TCU	L	0	22	6,500
N2	at Baylor	L	0	34	n/a
N11	Abilene Christian	L	3	7	4,000
N19	Howard Payne	L	0	24	1,500
N28	at Simmons	L	0	21	5,000
D6	at WT Teachers	L	0	20	1,500



PETE CAWTHON
1930-40
Career Record: 76-32-6 (.693)

1930					
Overall: 3-6					
S27	Wayland	L	0	6	3,500
03	New Mexico A&M	W	14	0	1,000
011	McMurry	W	10	0	n/a
017	Texas Mines	L	0	31	n/a
025	at TCU	L	0	26	4,000
N1	at WT Teachers	L	0	6	n/a
N11	Abilene Christian	W	53	7	n/a
N19	at Howard Payne	L	7	26	n/a
N27	Simmons	L	6	20	3,500

1931					
Overall: 6-3					
S25	at WT Teachers	W	21	0	5,000
03	at NM A&M	W	7	0	n/a
013	at Haskell Indians	L	0	8	n/a
023	Colorado Mines	W	46	0	4,500
031	at Baylor	L	0	32	n/a
N6	Abilene Christian	W	26	6	n/a
N11	at Texas Mines	L	12	14	3,000
N20	New Mexico	W	32	6	2,500
N26	at Simmons	W	6	0	n/a

1932					
Overall: 10-2					
S17	Panhandle A&M	W	44	0	2,500
S24	Texas A&M*	L	0	7	5,000
01	SMU	W	6	0	n/a
07	Austin College	W	64	0	3,300
014	Arizona	W	21	0	3,500
015	at NM Normal	W	43	7	n/a
022	at Colorado Mines	W	21	0	n/a
028	Notre Dame "B"	W	39	0	8,000
N4	Trinity	W	79	0	4,000
N11	Baylor	W	14	2	5,000
N19	at New Mexico	W	39	6	n/a
N24	Hardin-Simmons	L	12	13	4,000

* = Played in Amarillo, Texas

1933					
Overall: 8-1					
S29	SMU	L	0	14	6,000
06	Dixie University	W	33	0	n/a
014	at Arizona	W	7	0	5,000
020	Louisiana Tech	W	40	10	4,178
028	at Texas Mines	W	12	0	n/a
N4	Haskell Indians	W	26	6	n/a
N11	Simmons	W	7	0	6,500
N17	Baylor	W	13	0	n/a
N30	Kansas State	W	6	0	7,500

1934					
Overall: 7-2-1					
S22	Texas	L	6	12	8,000
S29	McMurry	W	24	7	n/a
05	Baylor	W	14	7	5,000
012	at Oklahoma City	W	20	0	n/a
026	at Loyola of Coast	L	7	12	19,000
N2	Texas Mines	W	27	0	n/a
N9	Hardin-Simmons	W	13	0	3,500
N16	DePaul	W	48	19	4,000
N23	North Dakota St.	T	20	20	3,500
N29	at Arizona	W	14	7	7,000

1935					
Overall: 5-3-2					
S20	at Hardin-Simmons	W	9	0	6,500
S27	Daniel Baker	W	27	6	n/a
04	Wichita	W	13	7	n/a
012	at DePaul	T	0	0	3,000
025	at Loyola of Coast	L	0	16	18,000
N2	Oklahoma A&M	W	14	0	n/a
N11	Arizona	L	6	7	5,500
N23	St. Mary's *	W	27	0	n/a
N28	Detroit	L	7	12	n/a
D7	at Oklahoma City	T	7	7	2,000

* = Played in San Antonio, Texas

1936					
Overall: 5-4-1					
S19	at Texas Wesleyan	W	26	7	4,500
S26	TCU	W	7	0	12,000
03	Oklahoma City	W	34	6	7,000
09	Wichita	L	0	6	n/a
024	Centenary	W	12	6	8,000
N6	Oklahoma A&M	W	12	0	n/a
N12	at Loyola of Coast	L	7	26	35,000
N20	DePaul	L	6	13	n/a
N26	at Loyola of South	L	0	14	5,000
D5	at Arizona	T	7	7	7,500

YEAR-BY-YEAR RESULTS

1937				
Overall: 8-4 Sun Bowl				
S18	Arizona State	W	6	0 4,200
S25	at Texas	L	12	25 10,000
02	Montana	L	6	13 8,000
09	at Detroit	L	0	34 11,000
016	Arizona	W	20	0 4,500
023	New Mexico	W	27	0 7,500
030	at Oklahoma A&M	W	14	6 n/a
N5	at Loyola/South	W	25	6 5,000
N11	Duquesne	W	13	0 12,000
N20	at Centenary	W	7	2 n/a
N25	Creighton	W	27	0 7,000
J1	West Virginia	L	6	7 12,000

1938				
Overall: 10-1 Cotton Bowl				
S17	Montana State College	W	35	0 7,500
S24	Wyoming	W	39	0 n/a
S30	at Duquesne	W	7	6 12,000
08	at Oklahoma City	W	60	0 7,000
015	at Montana	W	19	13 8,000
022	vs. Tex. Mines*	W	14	7 7,000
N5	Loyola of the South	W	55	0 8,000
N11	Gonzaga	W	7	0 10,000
N19	New Mexico	W	17	7 6,500
N26	Marquette	W	21	2 12,000
J2	vs. St. Mary's (Calif.)	L	13	20 n/a

* = Played in Odessa, Texas

1939				
Overall: 5-5-1				
S23	at Texas Mines	L	2	7 n/a
S30	Texas Wesleyan	W	30	0 n/a
07	Gonzaga	L	0	6 n/a
012	Arizona State	W	54	0 n/a
022	New Mexico	W	19	7 n/a
027	at Duquesne	L	0	13 n/a
029	at Miami	L	0	19 n/a
N11	at Centenary	T	0	0 n/a
N18	Marquette	L	19	22 8,000
N25	Montana	W	13	0 n/a
D1	at Loyola/South	W	13	0 n/a

1940				
Overall: 9-1-1				
S27	at Oklahoma A&M	T	6	6 9,000
05	Loyola of Coast	W	19	0 9,000
012	at Montana	W	32	19 n/a
018	Brigham Young	W	21	20 7,000
026	at Marquette	W	20	13 9,000
N1	Miami	W	61	14 9,000
N11	Centenary	W	26	6 8,000
N16	Wake Forest	W	12	7 10,000
N21	at Saint Louis	W	7	6 9,272
N30	at New Mexico	L	14	19 600
D7	at San Francisco	W	23	21 7,000



DELL MORGAN

1941-50

Career Record: 55-49-3 (528)

1941				
Overall: 9-2 Sun Bowl				
S21	Abilene Christian	W	34	0 7,000
03	at Oklahoma A&M	W	16	6 n/a
010	at Loyola of Coast	W	14	0 n/a
018	Centenary	W	25	0 7,000
024	New Mexico	W	36	0 7,000
031	at Miami	L	0	6 25,000
N8	Creighton	W	13	6 6,000
N15	St. Louis	W	46	6 n/a
N21	Hardin-Simmons	W	7	0 16,000
N29	at Wake Forest	W	35	6 5,000
J1	Tulsa	L	0	6 14,000

1942				
Overall: 4-5-1				
S26	West Texas State	W	39	0 6,000
03	at Texas A&M	L	0	19 10,000
010	Oklahoma A&M	L	6	9 6,000
017	Baylor	L	7	14 8,000
024	at New Mexico	W	20	0 n/a
031	at Rice	L	7	19 10,000
N7	TCU	W	13	6 10,000
N14	at Creighton	L	6	13 n/a
N21	Hardin-Simmons	T	0	0 7,000
N26	at Arizona	W	13	7 8,000

1943				
Overall: 4-6-0				
S18	Lubbock AAF	W	26	14 8,000
S24	at Oklahoma A&M	L	13	21 7,000
02	at Texas A&M	L	0	13 25,000
09	at Tulsa	L	7	34 13,000
016	South Plains AAF	W	14	12 6,000
023	Lubbock AAF	L	7	10 n/a
030	at Rice	L	0	13 5,000
N6	at TCU	W	40	20 3,000
N13	North Texas Ag	L	14	34 3,600
N20	at SMU	W	7	6 3,000

1944				
Overall: 4-7				
S23	Lubbock AAF	L	13	27 n/a
S30	Texas A&M*	L	14	27 n/a
07	Oklahoma A&M	L	7	14 n/a
014	at Tulsa (13)	L	7	34 8,500
021	Southwestern	L	19	21 n/a
027	at West Texas St.	W	35	6 n/a
N4	at Rice	W	13	7 10,000
N11	at TCU	L	0	14 n/a
N18	New Mexico	W	13	7 1,500
N25	SMU	L	6	7 5,000
D2	at S. Plains AAF	W	7	6 n/a

* = Played in San Antonio, Texas

1945				
Overall: 3-5-2				
S22	Southwestern	W	7	0 n/a
S29	Texas A&M*	L	6	16 22,831
06	at Texas	L	0	33 n/a
013	Tulsa (16)	L	7	18 9,000
020	Baylor	T	7	7 9,000
027	West Texas St.	W	12	6 6,000
N3	at Rice	L	0	13 17,000
N10	TCU	W	12	0 10,000
N17	at Ok. A&M (8)	L	6	46 n/a
N24	at New Mexico	T	6	6 n/a

* = Played in San Antonio, Texas

1946				
Overall: 8-3				
S21	West Texas State	W	26	14 10,000
S28	Texas A&M	W	6	0 23,000
05	at SMU	W	7	0 3,000
012	at Tulsa	L	6	21 15,000
019	Baylor	W	13	6 13,000
026	Denver	W	21	6 11,000
N2	at Rice (8)	L	6	41 25,000
N9	at New Mexico	W	27	0 8,000
N16	Oklahoma A&M	W	14	7 13,000
N23	at Arizona	W	16	0 8,000
N30	at Hardin-Simmons	L	6	21 13,000

* = Played in San Antonio, Texas

1947				
Overall: 6-5 Sun Bowl				
S20	at Texas	L	0	33 30,000
S27	vs. Texas A&M*	L	7	29 20,000
04	West Texas State	W	21	13 11,000
011	Tulsa	W	14	7 13,000
018	Baylor	L	6	32 14,000
025	at Denver	W	36	7 17,947
N1	at Rice	L	7	40 16,000
N8	Arizona	W	41	28 11,000
N22	at New Mexico	W	26	20 11,000
N29	Hardin-Simmons	W	14	6 20,000
J1	Miami, Ohio	L	12	13 18,000

* = Played in San Antonio, Texas

1948				
Overall: 7-3				
S18	West Texas St.	W	19	0 16,000
S25	Texas A&M*	W	20	14 20,860
02	at SMU	L	6	41 23,000
09	at Tulsa	W	41	20 11,226
016	at Baylor (19)	L	0	13 20,000
023	at Arizona	W	31	0 17,000
030	Rice	L	7	14 19,000
N6	Texas Western	W	46	6 14,000
N20	New Mexico	W	14	7 11,500
N27	at Hardin-Simmons	W	28	20 11,000

* = Played in San Antonio, Texas

PREVIEW

RED RAIDERS

STAFF

'23 REVIEW

HISTORY

RECORDS

TEXAS TECH

YEAR-BY-YEAR RESULTS

1949				
Overall: 7-5 Raisin Bowl				
S10	Abilene Christian	W	20	0 10,500
S17	at Texas	L	0	43 28,000
S24	at Texas A&M	L	7	26 19,740
O1	West Texas State	W	35	19 16,800
O8	Tulsa	W	15	0 15,000
O15	Baylor (20)	L	7	28 18,000
O22	Arizona	W	27	7 9,000
O29	at Rice (5)	L	0	28 18,000
N5	at Texas Western	W	13	0 13,000
N19	at New Mexico	W	27	0 10,000
N26	Hardin-Simmons	W	23	13 15,500
O31	vs. San Jose State	L	13	20 10,000

1950				
Overall: 3-8				
S23	Texas (5)	L	14	28 19,500
S30	vs. Texas A&M*	L	13	34 24,000
O7	West Texas State	L	13	28 17,000
O14	at TCU	L	6	19 12,000
O21	at Baylor	L	12	26 12,000
O28	Texas Western	W	61	7 13,000
N4	at Rice	L	7	13 20,000
N11	Tulsa	L	7	39 18,000
N18	at Arizona	W	39	7 15,500
N25	New Mexico	W	37	12 7,000
O2	Hardin-Simmons	L	13	28 9,000

* = Played in San Antonio, Texas



DEWITT WEAVER

1951-60

Career Record: 49-51-5 (490)

1951				
Overall: 7-4 Sun Bowl				
S22	West Texas State	W	46	7 16,000
S29	at Texas A&M (6)	L	7	20 27,000
O6	at Houston	L	0	6 24,000
O13	TCU	W	33	19 19,000
O20	at Baylor (10)	L	20	40 22,000
O27	Arizona	W	41	0 16,000
N3	at Texas Western	W	27	7 8,500
N17	at Tulsa	L	14	21 n/a
N24	at New Mexico	W	60	14 n/a
O1	Hardin-Simmons	W	28	21 17,000
J1	vs. Pacific	W	25	14 17,000

1952				
Overall: 3-7-1				
S20	West Texas St.	W	48	7 15,500
S27	at Rice	L	7	34 37,000
O4	at College/Pacific	L	21	42 15,700
O11	Texas Western	L	14	20 15,500
O18	Baylor	L	10	21 15,500
N1	Houston	L	7	20 20,000
N8	at North Texas St.	L	19	34 n/a
N15	at Hardin-Simmons	T	14	14 9,500
N22	at Arizona	W	19	14 n/a
N29	Tulsa (11)	L	20	26 15,500
O6	North Carolina St.	W	54	7 11,000

1953					
Overall: 11-1			Gator Bowl		
S19	West Texas State	W	40	14	14,500
S26	at Texas Western	W	27	6	7,000
O3	at Oklahoma A&M	W	27	13	10,000
O10	Texas A&M	L	14	27	26,114
O17	College of Pacific	W	34	7	12,000
O24	New Mexico A&M	W	71	0	6,000
O31	at Mississippi State (18)	W	27	20	16,000
N7	Arizona	W	52	27	16,500
N14	at Tulsa	W	49	7	12,000
N21	at Houston	W	41	21	20,000
N28	Hardin-Simmons	W	46	12	15,000
J1	vs. Auburn (17)	W	35	13	28,641

1954				
Overall: 7-2-1				
S18	at Texas A&M	W	41	9 16,500
S25	West Texas State	W	33	7 14,000
O2	Oklahoma A&M	T	13	13 24,500
O9	Texas Western	W	55	28 15,000
O16	at Louisiana State	L	13	20 25,000
O23	at College of Pacific	L	7	20 14,171
N6	at Arizona	W	28	14 23,000
N13	Tulsa	W	55	13 18,000
N20	Houston	W	61	14 14,000
N27	at Hardin-Simmons	W	61	19 7,500

1955				
Overall: 7-3-1 Sun Bowl				
S17	at Texas	W	20	14 47,000
S24	TCU	L	0	32 28,000
O1	at Oklahoma A&M	W	24	6 16,000
O8	at Texas Western	T	27	27 14,000
O22	at Houston	L	0	7 28,000
O29	West Texas State	W	27	24 16,000
N5	Arizona	W	27	7 17,000
N12	at Tulsa	W	34	7 14,322
N19	College of Pacific	W	13	7 16,500
N26	Hardin-Simmons	W	16	14 13,000
J2	at Wyoming	L	14	21 14,500

1956				
Overall: 2-7-1				
S22	Texas Western	L	13	17 17,000
S29	at Baylor	L	0	27 15,000
O6	at Texas A&M (11)	L	7	40 32,500
O13	West Texas State	L	14	34 20,500
O27	at Arizona	W	21	7 22,000
N3	Oklahoma A&M	T	13	13 17,000
N10	TCU (17)	W	21	7 22,000
N17	at Tulsa	L	7	10 12,152
N24	Houston	L	7	20 15,500
O1	at Hardin-Simmons	L	14	41 5,000

1957				
Overall: 2-8				
S21	West Texas State	L	0	19 22,000
S28	Texas A&M (2)	L	0	21 27,000
O5	at Louisiana State	L	14	19 16,000
O12	at Texas Western	L	14	26 11,000
O19	Baylor	L	12	15 23,000
O26	at Arizona	W	28	6 13,000
N2	at Oklahoma State	L	0	13 25,000
N9	Tulsa	L	0	3 18,500
N16	Hardin-Simmons	W	26	21 13,000
N23	at Arkansas	L	26	47 19,000

1958				
Overall: 3-7				
S20	at Texas A&M (20)	W	15	14 28,000
S27	West Texas State	W	32	7 23,100
O4	at Texas (17)	L	7	12 33,000
O11	at TCU	L	0	26 23,000
O18	Baylor	L	7	26 n/a
O31	at Tulane	L	0	27 27,000
N8	Arizona	W	33	6 13,000
N15	at Tulsa	L	7	9 12,278
N22	Arkansas	L	8	14 22,500
N29	at Houston	L	17	22 30,000

1959				
Overall: 4-6				
S19	vs. Texas A&M	W	20	14 25,000
S26	Oregon State	W	15	14 20,000
O3	Tulsa	W	8	7 12,000
O10	TCU	L	8	14 23,000
O17	at Baylor	L	7	14 n/a
O24	at SMU	L	13	21 30,000
O30	at Tulane	L	7	17 n/a
N7	at Arizona	L	26	30 14,500
N14	Houston	W	27	0 20,000
N21	at Arkansas (13)	L	8	27 35,000

1960				
Overall: 3-6-1 SWC: 1-5-1				
S17	West Texas State	W	38	14 30,000
S24	*at Texas A&M	T	14	14 13,000
O1	*at Texas (13)	L	0	17 52,000
O8	*at TCU	L	7	21 25,000
O15	*Baylor (7)	L	7	14 29,000
O22	*SMU	W	28	7 32,000
O29	*at Rice (13)	L	6	30 26,000
N5	Tulane	W	35	21 15,000
N12	Wyoming	L	7	10 20,000
N19	*Arkansas (7)	L	6	34 30,000

YEAR-BY-YEAR RESULTS



JT KING

1961-69

Career Record: 44-45-3 (.495)

1961

Overall: 4-6 | SWC: 2-5

S23	at Mississippi State	L	0	6	33,000
S30	*at Texas (6)	L	14	42	43,500
O7	*Texas A&M	L	7	38	38,500
O14	*TCU (21)	W	10	0	25,500
O21	*Baylor (23)	W	19	17	32,500
O28	*at SMU	L	7	8	17,000
N4	*Rice	L	7	42	34,000
N11	Boston College	W	14	6	20,000
N25	*at Arkansas (9)	L	0	28	41,000
O2	West Texas State	W	16	14	25,000

1962

Overall: 1-9 | SWC: 0-7

S22	West Texas State	L	27	30	41,000
S29	*Texas (3)	L	0	34	42,000
O6	*at Texas A&M	L	3	7	n/a
O13	*at TCU	L	13	35	22,000
O20	*at Baylor	L	6	28	16,000
O27	*SMU	L	0	14	32,000
N3	*at Rice	L	0	14	n/a
N10	at Boston College	L	13	42	11,200
N17	Colorado	W	21	12	10,000
N24	*Arkansas (7)	L	0	34	16,000

1963

Overall: 5-5 | SWC: 2-5

S21	Washington State	W	16	7	31,500
S28	*at Texas (4)	L	7	49	54,000
O5	*Texas A&M	W	10	0	38,000
O12	*TCU	L	3	35	31,500
O19	*Baylor	L	17	21	32,000
O26	*at SMU	W	13	6	19,000
N2	*Rice	L	3	17	36,500
N9	Kansas State	W	51	13	24,500
N16	at Texas Western	W	7	3	18,400
N23	*at Arkansas	L	20	27	25,000

1964

Overall: 6-4-1 | SWC: 3-3-1 | Sun Bowl

S19	Mississippi State	W	27	7	38,000
S26	*Texas (4)	L	0	23	47,100
O3	*at Texas A&M	W	16	12	25,000
O10	*at TCU	W	25	10	23,902
O17	*at Baylor	L	10	28	22,000
O24	*SMU	W	12	0	36,000
O31	*at Rice	T	6	6	n/a
N7	West Texas State	W	48	0	34,500
N14	Washington State	W	28	10	25,500
N21	*Arkansas (3)	L	0	17	45,000
O24	Georgia	L	0	7	23,292

1965

Overall: 8-3 | SWC: 5-2 | Gator Bowl

S18	Kansas	W	26	7	35,300
S25	*at Texas (3)	L	7	33	65,350
O2	*Texas A&M	W	20	16	43,000
O9	*TCU	W	28	24	35,000
O16	Oklahoma State	W	17	14	29,825
O23	*at SMU	W	26	24	40,000
O30	*Rice	W	27	0	43,555
N6	New Mexico State	W	48	9	28,753
N13	*Baylor	W	34	22	45,619
N20	*at Arkansas (2)	L	24	42	42,000
O31	Georgia Tech	L	21	31	60,127

1966

Overall: 4-6 | SWC: 2-5

S17	at Kansas	W	23	7	28,165
S24	*Texas	L	21	31	48,155
O1	*at Texas A&M	L	14	35	23,500
O8	*at TCU	L	3	6	25,064
O15	Florida State	L	33	42	28,307
O22	*SMU	L	7	24	40,354
O29	*at Rice	W	35	19	21,000
N5	Oklahoma State	W	10	7	28,175
N12	*Baylor	L	14	29	28,965
N19	*Arkansas (6)	W	21	16	34,565

1967

Overall: 6-4 | SWC: 5-2

S23	Iowa State	W	52	0	38,250
S30	*at Texas (8)	W	19	13	66,000
O7	Mississippi State	L	3	7	39,000
O12	*Texas A&M	L	24	28	48,240
O21	at Florida State	L	12	28	33,179
O28	*at SMU	W	21	7	34,000
N4	*Rice	W	24	10	45,150
N11	*at TCU	L	0	16	23,428
N18	*Baylor	W	31	29	34,000
N25	*at Arkansas	W	31	27	40,000

1968

Overall: 5-3-2 | SWC: 4-3

S21	Cincinnati	T	10	10	35,200
S28	*Texas (6)	W	31	22	50,167
O5	Colorado State	W	43	13	38,000
O12	*at Texas A&M	W	21	16	45,000
O19	at Mississippi State	T	28	28	20,000
O26	*SMU	L	18	39	50,352
N2	*at Rice	W	38	15	20,000
N9	*TCU	W	31	14	40,140
N16	*at Baylor	L	28	42	20,000
N23	*Arkansas (9)	L	7	42	48,165

1969

Overall: 5-5 | SWC: 4-3

S20	Kansas	W	38	22	42,250
S27	*at Texas (4)	L	7	49	65,200
O4	at Oklahoma State	L	10	17	28,500
O11	*Texas A&M	W	13	9	49,000
O18	Mississippi State	L	26	30	34,000
O25	*at SMU	W	27	24	27,465
N1	*Rice	W	24	14	38,500
N8	*at TCU	L	26	35	25,278
N15	*Baylor	W	41	7	32,000
N27	*at Arkansas (2)	L	0	33	45,000



JIM CARLEN

1970-74

Career Record: 37-20-2 (.644)

1970

Overall: 8-4 | SWC: 5-2 | Sun Bowl

S12	Tulane	W	21	14	43,250
S19	at Kansas	W	23	0	38,700
S26	*Texas (2)	L	13	35	53,124
O3	UC Santa Barbara	W	63	21	34,000
O10	*at Texas A&M	W	21	7	43,075
O17	at Mississippi State	L	16	20	20,000
O24	*SMU	W	14	10	46,258
O31	*at Rice	W	3	0	25,000
N7	*TCU	W	22	14	40,100
N14	*at Baylor	W	7	3	19,000
N21	*Arkansas (6)	L	10	24	50,125
O19	Georgia Tech (13)	L	9	17	26,188

1971

Overall: 4-7 | SWC: 2-5

S11	at Tulane	L	9	15	21,738
S18	New Mexico	L	10	13	37,200
S25	*at Texas (3)	L	0	28	76,639
O2	at Arizona	W	13	6	31,000
O9	*Texas A&M	W	28	7	44,380
O16	Boston College	W	14	6	32,480
O23	*at SMU	L	17	18	26,681
O30	*Rice	L	7	9	38,340
N6	*at TCU	L	6	17	22,138
N13	*Baylor	W	27	0	32,169
N20	*at Arkansas (17)	L	0	15	43,000

1972

Overall: 8-4 | SWC: 4-3 | Sun Bowl

S16	Utah	W	45	2	38,180
S23	at New Mexico	W	41	16	24,860
O30	*Texas (12)	L	20	25	52,187
O7	Tulsa	W	35	18	34,175
O14	*at Texas A&M	W	17	14	34,200
O21	Arizona	W	35	10	33,320
O28	*at SMU (18)	W	17	3	35,953
N4	*at Rice	W	10	6	20,000
N11	*TCU	L	7	31	40,120
N18	*at Baylor	W	13	7	18,000
N25	*Arkansas	L	14	24	35,275
O30	North Carolina (16)	L	28	32	27,877

PREVIEW

RED RAIDERS

STAFF

'23 REVIEW

HISTORY

RECORDS

TEXAS TECH

YEAR-BY-YEAR RESULTS

1973				
Overall: 11-1 SWC: 6-1 Gator Bowl				
S15	Utah	W	29	22 38,554
S22	New Mexico	W	41	7 30,218
S29	•at Texas (14)	L	12	28 77,809
O6	at Oklahoma State	W	20	7 41,000
O13	•Texas A&M	W	28	16 50,102
O20	at Arizona (19)	W	31	17 40,172
O27	•SMU	W	31	14 45,098
N3	•Rice	W	19	6 37,400
N10	•at TCU	W	24	10 25,029
N17	•Baylor	W	55	24 35,102
N24	•at Arkansas	W	24	17 42,061
D29	Tennessee (20)	W	28	19 62,109

1974				
Overall: 6-4-2 SWC: 3-4 Peach Bowl				
S14	Iowa State	W	24	3 38,442
S21	at New Mexico	T	21	21 17,719
S28	•Texas (6)	W	26	3 51,082
O5	Oklahoma State	W	14	13 42,158
O12	•at Texas A&M (16)	L	7	28 50,620
O19	Arizona (9)	W	17	8 40,231
O26	•at SMU	W	20	17 32,505
N2	•at Rice	L	7	21 19,500
N9	•TCU	W	28	0 40,189
N16	•at Baylor	L	10	17 32,000
N23	•Arkansas	L	13	21 38,327
D28	Vanderbilt	T	6	6 31,695



STEVE SLOAN


1975-77

Career Record: 23-12 (.657)

1975				
Overall: 6-5 SWC: 4-3				
S13	Florida State	W	31	20 35,268
S20	New Mexico	W	24	17 39,160
S27	•at Texas (6)	L	18	42 77,809
O4	at Oklahoma St. (15)	L	16	17 43,500
O11	•Texas A&M (6)	L	9	38 52,254
O18	at Arizona (13)	L	28	32 39,854
O25	•SMU	W	37	20 36,020
N1	•Rice	W	28	24 38,205
N8	•at TCU	W	34	0 18,200
N15	•Baylor	W	33	10 36,594
N22	•at Arkansas (19)	L	14	31 36,600

1976				
Overall: 10-2 SWC: 7-1 Bluebonnet Bowl				
S11	Colorado	W	24	7 44,132
S25	at New Mexico	W	20	16 28,501
O9	•at Texas A&M (17)	W	27	16 52,651
O16	•at Rice	W	37	13 23,500
O23	Arizona	W	52	27 44,890
O30	•Texas (15)	W	31	28 54,187
N6	•at TCU	W	14	10 20,986
N13	•SMU	W	34	7 34,780
N20	•Houston (9)	L	19	27 45,102
N27	•at Arkansas	W	30	7 41,000
O4	•Baylor (18)	W	24	21 37,105
D31	Nebraska (9)	L	24	27 48,618

1977				
Overall: 7-5 SWC: 4-4 Tangerine Bowl				
S10	•at Baylor	W	17	7 45,800
S17	New Mexico	W	49	14 45,108
S24	•Texas A&M (6)	L	17	33 55,008
O1	at North Carolina	W	10	7 48,000
O8	at Arizona	W	32	26 41,500
O15	•Rice	W	42	7 42,689
O29	•at Texas (1)	L	0	26 78,809
N5	•TCU	W	49	17 42,124
N12	•at SMU	W	45	7 21,689
N19	•at Houston	L	7	45 33,989
N26	•Arkansas (6)	L	14	17 32,856
D23	Florida State (19)	L	17	40 44,502



REX DOCKERY


1978-80

Career Record: 15-16-2 (.484)

1978				
Overall: 7-4 SWC: 5-3				
S9	at Southern Cal (9)	L	9	17 50,321
S23	Arizona	W	41	26 41,732
S30	•Texas (6)	L	7	24 54,012
O7	•at Texas A&M (7)	L	9	38 56,121
O14	at New Mexico	W	36	23 23,167
O21	•at Rice	W	42	28 20,000
N4	•Baylor	W	27	9 48,895
N11	•at TCU	W	27	17 17,228
N18	•SMU	W	19	16 45,101
N25	•Houston (5)	W	22	21 36,691
D2	•at Arkansas (8)	L	7	49 43,301

1979				
Overall: 3-6-2 SWC: 2-5-1				
S8	Southern California (1)	L	7	21 52,991
S15	New Mexico	W	17	7 42,109
S22	at Arizona	T	14	14 40,476
S29	•at Baylor	L	17	27 35,800
O6	•Texas A&M	W	21	20 52,468
O13	•Arkansas	L	6	20 47,109
O20	•Rice	W	30	7 41,732
N3	•at Texas (8)	L	6	14 77,809
N10	•TCU	T	3	3 40,091
N17	•at SMU	L	10	35 42,226
N24	•at Houston (9)	L	10	14 25,637

1980				
Overall: 5-6 SWC: 3-5				
S6	UT-El Paso	W	35	7 37,122
S13	North Carolina (15)	L	3	9 37,797
S20	New Mexico	W	28	17 38,873
S27	•Baylor	L	3	11 48,539
O4	•at Texas A&M	L	21	41 65,490
O18	•at Rice	W	10	3 10,000
N1	•Texas (12)	W	24	20 50,132
N8	•at TCU	L	17	24 18,752
N15	•SMU (18)	W	14	0 42,197
N22	•Houston	L	7	34 36,386
N29	•at Arkansas	L	16	22 50,926




JERRY MOORE

1981-85

Career Record: 16-37-2 (.302)

1981				
Overall: 1-9-1 SWC: 0-7-1				
S12	at Colorado	L	27	45 34,884
S19	New Mexico	W	28	21 42,321
S26	•at Baylor	L	15	28 40,000
O3	•Texas A&M	L	23	24 50,081
O10	•Arkansas	L	14	26 41,866
O17	•Rice	L	23	30 40,073
O24	Washington	L	7	14 36,335
O31	•at Texas (6)	L	9	26 56,439
N7	•TCU	T	39	39 37,714
N14	•at SMU (8)	L	6	30 24,410
N21	•at Houston	L	7	15 25,169

1982				
Overall: 4-7 SWC: 3-5				
S11	at New Mexico	L	0	14 22,720
S18	Air Force	W	31	30 38,964
S25	•Baylor	L	23	24 46,069
O2	•at Texas A&M	W	24	15 59,416
O9	•at Arkansas (9)	L	3	21 44,024
O16	•at Rice	W	23	21 25,000
O23	at Washington (1)	L	3	10 57,500
O30	•Texas	L	0	27 52,041
N6	•at TCU	W	16	14 22,104
N13	•SMU (2)	L	27	34 45,954
N20	•Houston	L	7	24 33,548



SWC CHAMPIONS

▲ TEXAS TECH claimed the Southwest Conference title in 1976 following three wins over top-25 teams.

YEAR-BY-YEAR RESULTS

1983

Overall: 3-7-1 | SWC: 3-4-1

S10	at Air Force	L	13	28	26,800
S24	*at Baylor	W	26	11	38,000
O1	*Texas A&M	W	3	0	52,109
O8	New Mexico	L	10	30	36,543
O15	*Rice	W	14	3	43,611
O22	Tulsa	L	20	59	34,006
O29	*at Texas (2)	L	3	20	75,225
N5	*TCU	T	10	10	37,507
N12	*at SMU (7)	L	7	33	30,050
N19	*at Houston	L	41	43	23,153
N26	*Arkansas	L	13	16	32,978

1984

Overall: 4-7 | SWC: 2-6

S15	UT-Arlington	W	44	7	35,121
S22	at New Mexico	L	24	29	24,529
S29	*Baylor	L	9	18	41,328
O6	*at Texas A&M	W	30	12	51,365
O13	*at Arkansas	L	0	24	54,986
O20	*at Rice	W	30	10	13,105
O27	Tulsa	W	20	17	34,624
N3	*Texas (2)	L	10	13	50,722
N10	*at TCU (15)	L	16	27	34,075
N17	*SMU (16)	L	0	31	31,864
N24	*Houston	L	17	24	27,373

1985

Overall: 4-7 | SWC: 1-7

S7	New Mexico	W	32	31	35,118
S14	at Tulsa	W	21	17	29,972
S21	North Texas State	W	28	7	33,494
S28	*at Baylor	L	0	31	36,500
O5	*Texas A&M	L	27	28	50,148
O12	*Arkansas (6)	L	7	30	38,464
O19	*Rice	L	27	29	28,194
N2	*at Texas	L	21	34	65,137
N9	*TCU	W	63	7	33,536
N16	*at SMU	L	7	9	29,476
N23	*at Houston	L	16	17	14,280



DAVID MCWILLIAMS

1986

Career Record: 7-4 (.636)

1986

Overall: 7-5 | SWC: 5-3 | Independence Bowl

S6	Kansas State	W	41	7	37,842
S13	at Miami, Fla. (2)	L	11	61	41,925
S20	New Mexico	W	14	7	36,520
S27	*Baylor (17)	L	14	45	41,046
O4	*at Texas A&M (14)	L	8	45	62,876
O11	*at Arkansas (8)	W	17	7	49,012
O18	*at Rice	W	49	21	18,000
N1	*Texas	W	23	21	44,820
N8	*at TCU	W	36	14	25,729
N15	*SMU	L	7	13	35,887
N22	*Houston	W	34	7	30,196
O20	Mississippi	L	17	20	46,369

Head Coach: David McWilliams (Dykes in bowl)



SPIKE DYKES

1986-99

Career Record: 82-67-1 (.547)

1987

Overall: 6-4-1 | SWC: 3-3-1

S5	at Florida State (8)	L	16	40	52,893
S12	Colorado State	W	33	24	28,786
S19	Lamar	W	43	14	27,795
S26	*at Baylor	L	22	36	34,816
O3	*Texas A&M (15)	W	27	21	42,625
O10	*Arkansas (20)	L	0	31	40,586
O17	*Rice	W	59	7	25,314
O24	Tulsa	W	42	7	24,341
O31	*at Texas	L	27	41	74,984
N7	*TCU	W	36	35	28,516
N21	*at Houston	T	10	10	19,295

1988

Overall: 5-6 | SWC: 4-3

S3	North Texas	L	24	29	26,424
S10	at Arizona	L	19	35	46,334
S24	*Baylor	W	36	6	45,385
O1	*at Texas A&M	L	15	50	63,822
O8	*at Arkansas (20)	L	10	31	49,818
O15	*at Rice	W	38	36	10,500
O29	*Texas	W	33	32	49,682
N5	*at TCU	W	23	10	29,362
N12	Lamar	W	59	28	30,319
N19	*Houston (17)	L	29	30	27,204
D4	Oklahoma St. (12)*	L	42	45	56,000

* = Coca-Cola Bowl, Tokyo, Japan

1989

Overall: 9-3 | SWC: 5-3 | All-American Bowl

S9	Arizona (20)	W	24	14	35,940
S16	New Mexico	W	27	20	27,535
S23	at Oklahoma State	W	31	15	40,200
S30	*at Baylor	L	15	29	38,785
O7	*Texas A&M (19)	W	27	24	50,743
O14	*Arkansas (7)	L	13	45	47,520
O21	*Rice	W	41	25	26,902
N4	*at Texas (22)	W	24	17	81,826
N11	*TCU	W	37	7	39,255
N18	*at SMU	W	48	24	21,865
N25	*at Houston (13)	L	24	40	30,097
D28	Duke (20)	W	49	21	47,750

1990

Overall: 4-7 | SWC: 3-5

S8	at Ohio State (18)	L	10	17	88,707
S13	*Houston (18)	L	35	51	36,794
S22	at New Mexico	W	34	32	15,530
S29	*Baylor	L	15	21	48,926
O6	*at Texas A&M (19)	L	24	28	68,593
O13	*at Arkansas	W	47	44	50,114
O20	*at Rice	L	21	42	15,200
O27	Miami, Fla. (8)	L	10	45	50,028
N3	*Texas (14)	L	22	41	50,276
N10	*at TCU	W	40	28	28,730
N17	*SMU	W	62	7	31,355

1991

Overall: 6-5 | SWC: 5-3

S7	Cal State Fullerton	W	41	7	36,228
S14	Oregon	L	13	28	36,308
S21	at Wyoming	L	17	22	18,183
S28	*TCU	L	16	30	40,276
O5	*Texas A&M (23)	L	14	37	50,577
O12	*at SMU	W	38	14	22,412
O26	*Rice	W	40	20	32,144
N2	*at Texas	L	15	23	74,873
N9	*Arkansas	W	38	21	31,895
N16	*at Baylor (20)	W	31	24	36,163
N30	*at Houston	W	52	46	18,114

1992

Overall: 5-6 | SWC: 4-3

S3	Oklahoma (15)	L	9	34	48,691
S12	Wyoming	W	49	32	34,940
S19	at Oregon	L	13	16	28,361
S26	*Baylor	W	36	17	42,094
O3	*at Texas A&M (5)	L	17	19	69,817
O10	at NC State (25)	L	13	48	41,800
O24	*SMU	W	39	25	34,056
O31	*Texas (25)	L	33	44	50,741
N7	*at Rice	L	3	34	19,800
N14	*at TCU	W	31	28	26,386
N21	*Houston	W	44	35	27,887

1993

Overall: 6-6, SWC: 5-2 (John Hancock Bowl)

S4	Pacific	W	55	7	29,164
S11	at Nebraska (9)	L	27	50	75,771
S18	at Georgia	L	37	52	74,511
S25	*at Baylor	L	26	28	32,690
O2	*Texas A&M (14)	L	6	31	50,748
O9	NC State	L	34	36	26,943
O16	*Rice	W	45	16	27,812
O30	*at Texas	W	31	22	63,132
N6	*TCU	W	49	21	31,922
N13	*at SMU	W	41	24	15,714
N20	*Houston	W	58	7	28,652
D24	vs. Oklahoma (19)	L	10	41	43,848

1994

Overall: 6-6 | SWC: 4-3 | Cotton Bowl

S3	New Mexico	W	37	31	27,234
S8	Nebraska (1)	L	16	42	32,768
S17	at Oklahoma (21)	L	11	17	62,323
S24	*SMU	W	35	7	29,521
O1	*at Texas A&M (10)	L	17	23	64,242
O8	*at Rice	L	21	24	16,900
O22	*Baylor	W	38	7	29,443
O29	*Texas (19)	W	33	9	45,591
N12	Southwestern La.	W	39	7	27,636
N19	*Houston*	W	34	0	20,286
N25	*at TCU	L	21	24	43,219
J2	vs. USC (21)	L	14	55	70,218

* = Played at The Alamodome, San Antonio, Texas

PREVIEW

RED RAIDERS

STAFF

'23 REVIEW

HISTORY

RECORDS

TEXAS TECH

YEAR-BY-YEAR RESULTS

1995									
Overall: 9-3 SWC: 5-2 Copper Bowl									
S9	at Penn State (4)	L	23	24	96,034				
S16	Missouri	W	41	14	36,242				
S30	at Baylor	L	7	9	40,882				
O7	•Texas A&M (8)	W	14	7	51,205				
O14	Arkansas State	W	63	25	37,521				
O21	•Rice	W	31	26	33,591				
O28	at New Mexico	W	34	7	25,088				
N4	at Texas (13)	L	7	48	77,809				
N11	•TCU	W	27	6	37,529				
N18	at SMU	W	45	14	11,738				
N25	at Houston	W	38	26	15,220				
O27	vs. Air Force	W	55	41	41,004				

1996									
Overall: 7-5 Big 12: 5-3 Alamo Bowl									
A31	at Kansas St. (21)	L	14	21	43,143				
S7	•Oklahoma St.*	W	31	3	30,269				
S21	at Georgia	L	12	15	73,116				
S28	Utah State	W	58	20	39,778				
O5	•Baylor	W	45	24	50,594				
O12	at Kansas	W	30	17	46,500				
O19	•Nebraska (5)	L	10	24	51,344				
O26	at Texas A&M	W	13	10	70,147				
N9	•Texas	L	32	38	50,607				
N16	Southwestern La.	W	56	21	34,261				
N23	at Oklahoma	W	22	12	61,217				
O29	vs. Iowa (21)	L	0	27	55,677				

* = Played at Texas Stadium, Irving, Texas

1997									
Overall: 6-5 Big 12: 5-3									
A30	at Tennessee (5)	L	17	52	106,285				
S13	Southwestern La.	W	59	14	35,953				
S20	North Texas	L	27	30	43,620				
O4	at Baylor	W	35	14	35,275				
O11	•Kansas	W	17	7	43,012				
O18	at Nebraska (2)	L	0	29	75,764				
O25	•Texas A&M (20)	W	16	13	50,513				
N1	•Kansas State (13)	L	2	13	38,322				
N8	at Texas	W	24	10	76,110				
N15	at Oklahoma St. (24)	W	27	3	39,400				
N22	•Oklahoma	L	21	32	40,013				

1998									
Overall: 7-5 Big 12: 4-4 Independence Bowl									
S5	Texas-El Paso	W	35	3	41,087				
S12	at North Texas*	W	30	0	21,496				
S19	Fresno State	W	34	28	40,035				
S26	at Iowa State	W	31	24	33,810				
O3	•Baylor	W	31	29	38,801				
O10	•Oklahoma State	W	24	17	47,589				
O17	at Colorado (19)	L	17	19	48,969				
O24	at Texas A&M (8)	L	10	17	62,873				
O31	•Missouri (18)	L	26	28	41,378				
N14	•Texas (18)	W	42	35	50,647				
N21	at Oklahoma	L	17	20	65,583				
O31	vs. Mississippi	L	18	35	46,862				

* = Played at Texas Stadium, Irving, Texas

1999									
Overall: 6-5 Big 12: 5-3									
S6	at Arizona State	L	13	31	65,091				
S11	at ULL-Lafayette	W	38	17	18,128				
S18	North Texas	L	14	21	45,824				
O2	•Texas A&M (5)	W	21	19	53,513				
O9	at Oklahoma State	L	21	41	44,125				
O16	•Colorado	W	31	10	46,424				
O23	at Baylor	W	35	7	27,815				
O30	at Missouri	L	7	34	52,982				
N6	•Iowa State	W	28	16	41,691				
N13	at Texas (10)	L	7	58	83,882				
N20	•Oklahoma	W	38	28	42,020				



MIKE LEACH

2000-09

Career Record: 84-43 (.661)

2000									
Overall: 7-6 Big 12: 3-5 GalleryFurniture Bowl									
A26	New Mexico	W	24	3	42,238				
S2	Utah State	W	38	16	35,913				
S9	North Texas	W	13	7	36,925				
S16	Louisiana-Lafayette	W	26	0	35,740				
S30	at Texas A&M	L	15	33	83,644				
O7	•Baylor	W	28	0	40,209				
O14	•Nebraska (1)	L	3	56	48,961				
O21	at Kansas St. (10)	L	23	28	51,140				
O28	at Kansas	W	45	39	26,000				
N4	•Texas (20)	L	17	29	53,027				
N11	•Oklahoma State	W	58	0	44,710				
N18	at Oklahoma (1)	L	13	28	75,364				
O27	vs. East Carolina	L	27	40	33,899				

2001									
Overall: 7-5 Big 12: 4-4 Alamo Bowl									
S8	New Mexico	W	42	30	48,924				
S22	vs. North Texas*	W	42	14	20,852				
S29	at Texas (5)	L	7	42	83,081				
O6	•Kansas (ot) L	31	34	45,343					
O13	•Kansas State	W	38	19	46,536				
O20	at Nebraska	L	31	41	77,838				
O27	at Baylor	W	63	19	39,110				
N3	•Texas A&M	W	12	0	52,649				
N10	at Oklahoma State	W	49	30	32,332				
N17	•Oklahoma	L	13	30	52,008				
N24	Stephen F. Austin	W	58	3	31,114				
O29	vs. Iowa	L	16	19	65,000				

* = Played at Texas Stadium, Irving, Texas

2002									
Overall: 9-5 Big 12: 5-3 Tangerine Bowl									
A24	at Ohio State (12)	L	21	45	100,037				
S7	at SMU	W	24	14	32,000				
S14	Mississippi	W	42	28	40,228				
S21	N.C. State (16)	(ot) L	48	51	35,864				
S27	at New Mexico	W	49	0	35,111				
O5	at Texas A&M (23)	(ot) W	48	47	86,478				
O12	at Iowa State (11)	L	17	31	51,842				
O19	•Missouri	W	52	38	42,781				
O26	at Colorado (20)	L	13	37	50,478				
N2	•Baylor	W	62	11	43,243				
N9	•Oklahoma State	W	49	24	44,595				
N16	•Texas (3)	W	42	38	52,047				
N23	at Oklahoma (4)	L	15	60	75,553				
O23	vs. Clemson	W	55	15	21,689				

2003									
Overall: 8-5 Big 12: 4-4 Houston Bowl									
A30	SMU	W	58	10	44,364				
S6	New Mexico	W	42	28	45,844				
S20	at N.C. State	L	21	49	53,800				
S27	at Mississippi	W	49	45	54,649				
O4	•Texas A&M	W	59	28	51,772				
O11	•Iowa State	W	52	21	49,627				
O18	at Oklahoma State (23) L	49	51	48,500					
O25	at Missouri	L	31	62	60,192				
N1	•Colorado	W	26	21	52,908				
N8	at Baylor	W	62	14	33,102				
N15	at Texas (6)	L	40	43	83,596				
N22	•Oklahoma (1)	L	25	56	53,135				
O30	vs. Navy	W	38	14	51,068				

2004									
Overall: 8-4 Big 12: 5-3 Holiday Bowl									
S4	at SMU	W	27	13	34,689				
S11	at New Mexico	L	24	27	38,746				
S18	TCU	W	70	35	51,271				
S25	at Kansas	W	31	30	37,422				
O2	at Oklahoma (2)	L	13	28	84,580				
O9	•Nebraska	W	70	10	52,594				
O23	•Texas (5)	L	21	51	55,413				
O30	at Kansas State	W	35	25	48,338				
N6	•Baylor	W	42	17	53,121				
N13	at Texas A&M (22)	(ot) L	25	32	82,278				
N27	•Oklahoma State (23)	W	31	15	51,717				
O30	vs. California (4)	W	45	31	63,711				

2005									
Overall: 9-3 Big 12: 6-2 Cotton Bowl									
S10	Florida International	W	56	3	50,156				
S17	Sam Houston State	W	80	21	50,171				
S24	Indiana State	W	63	7	44,681				
O1	•Kansas	W	30	17	52,601				
O8	at Nebraska	W	34	31	77,580				
O15	•Kansas State	W	59	20	50,813				
O22	at Texas (2)	L	17	52	83,919				
O29	at Baylor	W	28	0	43,525				
N5	•Texas A&M	W	56	17	55,755				
N12	at Oklahoma State	L	17	24	40,035				
N19	•Oklahoma (25)	W	23	21	52,625				
J2	vs. Alabama (13)	L	10	13	74,222				

YEAR-BY-YEAR RESULTS

2006

Overall: 8-5 | Big 12: 4-4 | Insight Bowl

S2	SMU	W	35	3	50,362
S9	at UTEP	(ot) W	38	35	51,827
S16	at TCU (20)	L	3	12	45,647
S23	Southeastern L.a.	W	62	0	52,913
S30	at Texas A&M	W	31	27	85,979
07	*Missouri (25)	L	21	38	49,050
014	at Colorado	L	6	30	50,233
021	at Iowa State	W	42	26	44,112
028	*Texas (5)	L	31	35	56,158
N4	*Baylor	W	55	21	51,303
N11	at Oklahoma (17)	L	24	34	85,313
N18	*Oklahoma State	W	30	24	45,457
D29	vs. Minnesota	(ot) W	44	41	48,391

2007

Overall: 9-4 | Big 12: 4-4 | Gator Bowl

S3	at SMU	W	49	9	26,969
S8	UTEP	W	45	31	52,403
S15	at Rice	W	59	24	21,543
S22	at Oklahoma State	L	45	49	37,850
S29	Northwestern State	W	75	7	52,893
06	*Iowa State	W	42	17	46,558
013	*Texas A&M	W	35	7	55,491
020	at Missouri (15)	L	10	41	63,396
027	*Colorado	L	26	31	49,084
N3	at Baylor	W	38	7	39,015
N10	at Texas (15)	L	43	59	86,401
N17	*Oklahoma (3)	W	34	27	55,038
J1	vs. Virginia (20)	W	31	28	60,243

2008

Overall: 11-2 | Big 12: 7-1 | Cotton Bowl

A30	Eastern Washington	W	49	24	49,887
S6	at Nevada	W	35	19	24,453
S13	SMU	W	43	7	53,383
S20	Massachusetts	W	56	14	53,190
04	at Kansas State	W	58	28	43,614
011	*Nebraska	(ot) W	37	31	53,449
018	at Texas A&M	W	43	25	86,012
025	at Kansas (19)	W	63	21	50,125
N1	*Texas (1)	W	39	33	56,333
N8	*Oklahoma State (8)	W	56	20	55,663
N22	at Oklahoma (5)	L	21	65	85,646
N29	*Baylor	W	35	28	53,470
J2	vs. Mississippi	L	34	47	88,175

2009

Overall: 9-4 | Big 12: 5-3 | Alamo Bowl

S5	North Dakota	W	38	13	47,824
S12	Rice	W	55	10	48,124
S19	at Texas (2)	L	24	34	101,297
S26	at Houston (17)	L	28	29	32,114
03	New Mexico	W	48	28	52,909
010	*Kansas State	W	66	14	47,382
017	at Nebraska (15)	W	31	10	86,107
024	*Texas A&M	L	30	52	57,733
N31	*Kansas	W	42	21	47,291
031	at Oklahoma State (17)	L	17	24	52,811
N21	*Oklahoma	W	41	13	50,479
N28	*vs. Baylor*	W	20	13	71,964
J2	vs. Michigan State	W	41	31	64,757

* = Played at AT&T Stadium, Arlington, Texas
Head Coach: Mike Leach/Ruffin McNeil (Bowl)



TOMMY TUBERVILLE

2010-12
Career Record: 20-17 (.552)

2010

Overall: 8-5 | Big 12: 3-5 | TicketCity Bowl

S5	SMU	W	35	27	57,528
S11	at New Mexico	W	52	17	25,734
S18	*Texas (4)	L	14	24	60,454
02	at Iowa State	L	38	52	43,162
09	*vs. Baylor*	W	45	38	48,213
016	*Oklahoma State (18)	L	17	34	60,454
023	at Colorado	W	27	24	47,665
N30	at Texas A&M	L	27	45	84,479
06	*Missouri (14)	W	24	17	55,667
N13	at Oklahoma (16)	L	7	45	85,116
N20	Weber State	W	64	21	55,083
N27	Houston	W	35	20	53,461
J1	vs. Northwestern	W	45	38	40,121

* = Played at Cotton Bowl Stadium, Dallas, Texas

2011

Overall: 5-7 | Big 12: 2-7

S3	Texas State	W	50	10	51,792
S17	at New Mexico	W	59	13	20,674
S24	Nevada	W	35	34	55,664
01	at Kansas	W	45	34	39,621
08	*Texas A&M (23)	L	40	45	58,416
015	*Kansas State (17)	L	34	41	49,744
022	at Oklahoma (1)	W	41	38	85,204
029	*Iowa State	L	7	41	59,260
N5	at Texas (25)	L	20	52	100,506
N12	*Oklahoma State (2)	L	6	66	57,205
N19	at Missouri	L	27	31	54,309
N26	*vs. Baylor* (20)	L	42	66	51,615

* = Played at AT&T Stadium, Arlington, Texas

2012

Overall: 8-5 | Big 12: 4-5 | Meineke Texas Bowl

S1	Northwestern State	W	44	6	50,236
S8	at Texas State	W	58	10	33,006
S15	New Mexico	W	49	14	58,955
S29	at Iowa State	W	24	13	54,149
06	*Oklahoma (14)	L	20	41	60,800
013	*West Virginia (4)	W	49	14	57,328
020	at TCU (21)	(3ot) W	56	53	47,894
027	at Kansas State (4)	L	24	55	50,766
N3	*Texas (22)	L	22	31	60,879
N10	*Kansas	(2ot) W	41	34	55,052
N17	at Oklahoma St. (24)	L	21	59	55,341
N24	*vs. Baylor*	(ot) L	45	52	44,168
D28	vs. Minnesota	W	34	31	50,386

* = Played at AT&T Stadium, Arlington, Texas

Head Coach: Tommy Tuberville/Chris Thomsen (Bowl)



KLIFF KINGSBURY

2013-18
Career Record: 35-40 (.467)

2013

Overall: 8-5 | Big 12: 4-5 | Holiday Bowl

A30	at SMU	W	41	23	34,790
S7	Stephen F. Austin	W	61	13	54,086
S12	*TCU (24)	W	20	10	58,702
S21	Texas State	W	33	7	60,997
05	at Kansas	W	54	16	25,648
012	*Iowa State	W	42	35	57,367
019	at West Virginia	W	37	27	54,084
026	at Oklahoma (12)	L	30	38	84,734
N2	*Oklahoma State (12)	L	34	52	61,836
N9	*Kansas State	L	26	49	54,609
N16	*vs. Baylor* (4)	L	34	63	69,188
N28	at Texas	L	16	41	100,668
D30	vs. Arizona State (16)	W	37	23	52,930

* = Played at AT&T Stadium, Arlington, Texas

2014

Overall: 4-8 | Big 12: 2-7

A30	Central Arkansas	W	42	35	60,778
S6	at UTEP	W	30	26	35,422
S13	Arkansas	L	28	49	60,277
S25	at Oklahoma State (24)	L	35	45	55,958
04	at Kansas State (22)	L	13	45	52,726
011	*West Virginia	L	34	37	58,502
018	*Kansas	W	34	21	54,071
025	at TCU (10)	L	27	82	45,122
N1	*Texas	L	13	34	60,961
N15	*Oklahoma (24)	L	30	42	59,014
N22	at Iowa State	W	34	31	50,877
N29	*vs. Baylor* (5)	L	46	48	54,179

* = Played at AT&T Stadium, Arlington, Texas

PREVIEW

RED RAIDERS

STAFF

'23 REVIEW

HISTORY

RECORDS

TEXAS TECH

YEAR-BY-YEAR RESULTS

2015				
Overall: 7-6 Big 12: 4-5 AdvoCare Texas Bowl				
S5	Sam Houston State	W	59	45 60,073
S12	UTEP	W	69	20 54,090
S19	at Arkansas	W	35	24 73,334
S26	•TCU (3)	L	52	55 61,283
O3	•vs. Baylor (5)*	L	35	63 56,179
O10	•Iowa State	W	66	31 53,891
O17	•at Kansas	W	30	20 25,186
O24	•at Oklahoma (17)	L	27	63 85,312
O31	•Oklahoma State (12)	L	53	70 54,872
N7	•at West Virginia	L	26	31 54,932
N14	•Kansas State	W	59	44 53,833
N26	•at Texas	W	48	45 94,299
D29	vs. LSU (22)	L	27	56 71,307
* = Played at AT&T Stadium, Arlington, Texas				

2016					
Overall: 5-7 Big 12: 3-6					
S3	Stephen F. Austin	W	69	17	60,097
S10	at Arizona State	L	55	68	45,411
S17	Louisiana Tech	W	59	45	57,515
S29	•Kansas	W	55	19	56,494
O8	•at Kansas State	L	38	44	51,540
O15	•West Virginia (20)	L	17	48	54,111
O22	•Oklahoma (16)	L	59	66	60,478
O29	•at TCU	W (20T) 27	24		45,619
N5	•Texas	L	37	45	60,803
N12	•at Oklahoma State (13) L	44	45		54,288
N19	•at Iowa State	L	10	66	50,787
N25	•vs. Baylor*	W	54	35	41,656
* = Played at AT&T Stadium, Arlington, Texas					

2017					
Overall: 6-7 Big 12: 3-6 Birmingham Bowl					
S2	Eastern Washington	W	56	10	54,988
S16	Arizona State	W	52	45	58,547
S23	at Houston	W	27	24	36,383
S30	•Oklahoma State (15)	L	34	41	60,901
O7	•at Kansas	W	65	19	21,050
O14	•at West Virginia	L	35	46	60,928
O21	•Iowa State	L	13	31	57,045
O28	•at Oklahoma (10)	L	27	49	86,309
N4	•Kansas State	L (OT)	35	42	47,631
N11	•vs. Baylor*	W	38	24	34,482
N18	•TCU (12)	L	3	27	51,278
N24	•at Texas	W	27	23	100,629
D23	vs. South Florida	L	34	38	28,623
* = Played at AT&T Stadium, Arlington, Texas					

2018				
Overall: 5-7 Big 12: 3-6				
S1	vs. Ole Miss*	L	27	47 40,333
S8	Lamar	W	77	0 52,126
S15	Houston	W	63	49 53,484
S22	•at Oklahoma St. (15)	W	41	17 53,166
S29	•West Virginia (12)	L	34	42 55,283
O11	•at TCU	W	17	14 44,387
O20	•Kansas	W	48	16 54,402
O27	•at Iowa State	L	31	40 57,908
N3	•Oklahoma (7)	L	46	51 60,454
N10	•Texas (19)	L	34	41 60,454
N17	•at Kansas State	L	6	21 47,287
N24	•vs. Baylor*	L	24	35 27,308
* = AdvoCare Texas Kickoff (NRG Stadium, Houston)				
* = Played at AT&T Stadium, Arlington, Texas				



MATT WELLS
2019-21
Career Record: 13-17 (.433)


2019						
Overall: 4-8 Big 12: 2-7						
A31	Montana State	W	45	10	54,183	
S7	UTEP	W	38	3	56,957	
S14	at Arizona	L	14	28	37,307	
S28	•at Oklahoma (6)	L	16	55	84,416	
O5	•Oklahoma State (21)	W	45	35	56,479	
O12	•at Baylor (22)	L (20T) 30	33	47,264		
O19	•Iowa State	L	24	34	52,315	
O26	•at Kansas	L	34	37	31,036	
N9	•at West Virginia	W	38	17	56,573	
N16	•TCU	L	31	33	50,459	
N23	•Kansas State	L	27	30	50,117	
N29	•at Texas	L	24	49	93,747	

2020						
Overall: 4-6 Big 12: 3-6						
S12	Houston Baptist	W	35	33	11,157	
S26	•Texas (8)	L (OT)	56	63	16,615	
O3	•at Kansas State	L	21	31	10,932	
O10	•at Iowa State (24)	L	15	31	13,502	
O24	•West Virginia	W	34	27	13,532	
O31	•Oklahoma (24)	L	28	62	14,431	
N7	•at TCU	L	18	34	12,356	
N14	•Baylor	W	24	23	12,914	
N28	•at Oklahoma St. (23)	L	44	50	14,645	
D5	•Kansas	W	16	13	9,877	

Note: Shortened season due to COVID-19 pandemic.

Note: Shortened season due to COVID-19 pandemic.

2021				
Overall: 7-6 Big 12: 3-6 AutoZone Liberty Bowl				
S4	vs. Houston*	W	38	21 43,478
S11	Stephen F. Austin	W	28	22 55,271
S18	Florida International	W	54	21 50,118
S25	•at Texas	L	35	70 98,349
O2	•at West Virginia	W	23	20 54,090
O9	•TCU	L	31	52 55,821
O16	•at Kansas	W	41	14 25,106
O23	•Kansas State	L	24	25 52,874
O30	•at Oklahoma (4)	L	21	52 82,732
N13	•Iowa State	W	41	38 47,158
N20	•Oklahoma State (9)	L	0	23 53,169
N27	•at Baylor (8)	L	24	27 43,901
D28	vs. Mississippi State	W	34	7 48,615
* = AdvoCare Texas Kickoff (NRG Stadium, Houston)				
Head Coach: Matt Wells/Sonny Cumbie (2-3)				



JOEY MCGUIRE
2022-present
Career Record: 15-11 (.577)

2022					
Overall: 8-5		Big 12: 5-4		TaxAct Texas Bowl	
S3	Murray State	W	63	10	58,823
S10	Houston (25)	W (20T) 33	30	56,271	
S17	at NC State (12)	L	14	27	56,919
S24	•Texas (19)	W (OT) 37	34	60,975	
O1	•at Kansas State (25)	L	28	37	50,782
O8	•at Oklahoma State (7)	L	31	41	55,509
O22	•West Virginia	W	48	10	56,530
O29	•Baylor	L	17	45	60,705
N5	•at TCU (7)	L	24	34	44,760
N12	•Kansas	W	43	28	55,613
N19	•at Iowa State	W	14	10	52,676
N26	•Oklahoma	W (OT) 51	48	51,126	
D28	vs. Ole Miss	W	42	25	53,251

2023						
Overall: 7-6		Big 12: 5-4		Independence Bowl		
S2	at Wyoming	L	(20T)	33	35	26,450
S9	Oregon (13)	L		30	38	56,200
S16	Tarleton State	W		41	3	56,200
S23	•at West Virginia	L		13	20	50,071
S30	•Houston	W		49	28	53,308
O7	•at Baylor	W		39	14	44,620
O14	•Kansas State	L		21	38	56,200
O21	•at BYU	L		14	27	63,523
N2	•TCU	W		35	28	51,185
N11	•at Kansas (16)	W		16	13	47,233
N18	•UCF	W		24	23	53,851
N24	•at Texas (7)	L		7	57	102,452
D16	vs. California	W		34	14	33,071

KEY: • Conference Game

SERIES RECORDS

OPPONENT	W-L-T	FIRST	LAST
Ablene Christian	6-3-0	1925	1949
Air Force	2-1-0	1982	1995
Alabama	0-1-0	2005	2005
Arizona	26-5-2	1932	2019
Arizona State	2-2-0	1999	2017
Arkansas	8-29-0	1957	2015
Arkansas State	1-0-0	1995	1995
Auburn	1-0-0	1954	1954
Austin College	1-0-1	1925	1932
Baylor	40-41-1	1929	2023
Boston College	2-1-0	1961	1971
Brigham Young	1-1-0	1940	2023
California	2-0-0	2004	2023
Cal State Fullerton	1-0-0	1991	1991
Cal St. Santa Barbara	1-0-0	1970	1970
Centenary	4-0-1	1936	1941
Central Arkansas	1-0-0	2014	2014
Cincinnati	0-0-1	1968	1968
Clarendon	2-0-0	1925	1926
Clemson	1-0-0	2002	2002
Colorado	5-5-0	1962	2010
Colorado Mines	2-0-0	1931	1932
Colorado State	2-0-0	1968	1987
Creighton	2-1-0	1937	1942
Daniel Baker	2-1-2	1926	1935
Denver	2-0-0	1946	1947
DePaul	1-1-1	1934	1936
Detroit	0-2-0	1935	1937
Dixie	1-0-0	1933	1933
Duke	1-0-0	1989	1989
Duquesne	2-1-0	1937	1938
Eastern Washington	2-0-0	2008	2017
Florida International	2-0-0	2005	2021
Florida State	1-4-0	1966	1987
Fresno State	1-0-0	1998	1998
Gonzaga	1-1-0	1938	1939
Georgia	0-3-0	1965	1996
Georgia Tech	0-2-0	1965	1970
Hardin-Simmons	14-7-3	1926	1957
Haskell	1-1-0	1931	1933
Houston	16-18-1	1951	2023
Houston Baptist	1-0-0	2020	2020
Howard Payne	1-3-0	1925	1930
Indiana State	1-0-0	2005	2005
Iowa	0-2-0	1996	2001

OPPONENT	W-L-T	FIRST	LAST
Iowa State	13-8-0	1967	2022
Kansas	23-2-0	1965	2023
Kansas State	9-15-0	1933	2023
Lamar	3-0-0	1987	2018
Louisiana-Lafayette	5-0-0	1994	2000
Louisiana State	0-3-0	1954	2015
Louisiana Tech	2-0-0	1933	2016
Loyola (LA)	2-2-0	1935	1941
Loyola (ND)	3-2-0	1934	1939
Lubbock AAF	1-2-0	1943	1944
McMurry	4-0-2	1925	1934
Marquette	2-1-0	1938	1940
Massachusetts	1-0-0	2008	2008
Miami, Fla.	1-4-0	1939	1990
Miami, Ohio	0-1-0	1948	1948
Michigan State	1-0-0	2009	2009
Minnesota	2-0-0	2006	2012
Missouri	3-6-0	1995	2011
Mississippi	3-4-0	1986	2022
Mississippi State	3-4-1	1953	2021
Montana	3-1-0	1937	1940
Montana State	2-0-0	1938	1919
Montezuma	1-0-0	1925	1925
Murray State	1-0-0	2022	2022
Nebraska	4-7-0	1976	2009
Nevada	2-0-0	2008	2011
New Mexico	37-6-2	1931	2012
New Mexico A&M	4-0-0	1930	1965
New Mexico Normal	1-0-0	1932	1932
North Carolina	1-2-0	1972	1980
North Carolina State	1-5-0	1952	2022
North Dakota	1-0-0	2009	2009
North Dakota State	0-0-1	1934	1934
North Texas	4-4-0	1952	2001
Northern Arizona	2-0-0	1937	1939
Northwestern	1-0-0	2010	2010
Northwestern State	2-0-0	2007	2012
Notre Dame (B)	1-0-0	1932	1932
Ohio State	0-2-0	1990	2002
Oklahoma	7-23-0	1992	2022
Oklahoma City	3-0-1	1934	1938
Oklahoma State	23-24-3	1935	2022
Oregon	0-3-0	1991	2023
Oregon State	1-0-0	1959	1959
Pacific	4-2-0	1952	1993

OPPONENT	W-L-T	FIRST	LAST
Panhandle A&M	2-0-0	1927	1932
Penn State	0-1-0	1995	1995
Rice	27-20-1	1942	2009
Sam Houston State	2-0-0	2005	2015
San Francisco	1-0-0	1940	1940
San Jose State	0-1-0	1949	1949
Saint Louis	2-0-0	1940	1941
Schreiner	1-0-1	1926	1928
SMU	33-16-0	1932	2013
Southern California (USC)	0-3-0	1978	1994
South Florida	0-1-0	2017	2017
Southwestern	1-1-0	1944	1945
South Plains AAF	2-0-0	1943	1944
St. Edwards	3-0-0	1926	1928
St. Mary's (Calif.)	0-1-0	1938	1938
St. Mary's (TX)	1-0-0	1935	1935
Stephen F. Austin	4-0-0	2001	2021
Sul Ross	2-0-1	1925	1929
Tarleton State	1-0-0	2023	2023
Tennessee	1-1-0	1973	1997
Texas	18-55-0	1928	2023
Texas-Arlington	1-1-0	1943	1984
Texas-El Paso (UTEP)	15-6-1	1930	2019
Texas A&M	32-37-1	1927	2011
TCU	33-30-3	1926	2023
Texas State	3-0-0	2011	2013
Texas Wesleyan	2-0-0	1936	1939
Trinity	1-0-0	1932	1932
Tulane	2-3-0	1958	1971
Tulsa	11-12-0	1942	1987
UCF	1-0-0	2023	2023
Utah	2-0-0	1972	1973
Utah State	2-0-0	1996	2000
Vanderbilt	0-0-1	1974	1974
Virginia	1-0-0	2007	2007
Wake Forest	2-0-0	1940	1941
Washington	0-2-0	1981	1982
Washington State	2-0-0	1963	1964
Wayland	2-1-0	1925	1930
Weber State	1-0-0	2010	2010
West Texas State	20-7-0	1925	1964
West Virginia	6-7-0	1937	2023
Wichita	1-1-0	1935	1936
Wyoming	2-4-0	1938	2023
Totals	597-481-32		

PREVIEW

RED RAIDERS

STAFF

'23 REVIEW

HISTORY

RECORDS

TEXAS TECH



SERIES BREAKDOWN

ABILENE CHRISTIAN (6-3-0)

H: (5-2-0) A: (1-1-0) N: (0-0-0)

Nov. 11, 1925	Abilene, Texas	W, 10-7	n/a
Nov. 11, 1926	Lubbock, Texas	W, 28-7	n/a
Nov. 11, 1927	Abilene, Texas	L, 3-6	n/a
Nov. 10, 1928	Lubbock, Texas	L, 0-7	n/a
Nov. 11, 1929	Lubbock, Texas	L, 7-7	4,000
Nov. 11, 1930	Lubbock, Texas	W, 53-7	n/a
Nov. 6, 1931	Lubbock, Texas	W, 26-6	n/a
Sept. 21, 1941	Lubbock, Texas	W, 34-0	7,000
Sept. 10, 1949	Lubbock, Texas	W, 20-0	10,500

AIR FORCE (2-1-0)

H: (1-0-0) A: (0-1-0) N: (1-0-0)

Sept. 18, 1982	Lubbock, Texas	W, 31-30	38,964
Sept. 10, 1983	Location	L, 13-28	26,800
Dec. 27, 1995	Tucson, Ariz.	W, 55-41	41,004

ALABAMA (0-1-0)

H: (0-0-0) A: (0-0-0) N: (1-0-0)

Jan. 2, 2006	Dallas, Texas	L, 10-13	74,222
--------------	---------------	----------	--------

ARIZONA (26-5-2)

H: (13-1-0) A: (13-4-2) N: (0-0-0)

Oct. 14, 1932	Lubbock, Texas	W, 21-0	3,500
Oct. 14, 1933	Tucson, Ariz.	W, 7-0	5,000
Nov. 29, 1934	Tucson, Ariz.	W, 14-7	7,000
Nov. 11, 1935	Lubbock, Texas	L, 6-7	5,500
Dec. 5, 1936	Tucson, Ariz.	T, 7-7	7,500
Oct. 16, 1937	Lubbock, Texas	W, 20-0	4,500
Nov. 26, 1942	Tucson, Ariz.	W, 13-7	8,000
Nov. 23, 1946	Tucson, Ariz.	W, 16-0	8,000
Nov. 8, 1947	Lubbock, Texas	W, 41-28	11,000
Oct. 23, 1948	Tucson, Ariz.	W, 31-0	17,000
Oct. 22, 1949	Lubbock, Texas	W, 27-7	9,000
Nov. 18, 1950	Tucson, Ariz.	W, 39-7	15,500
Oct. 27, 1951	Lubbock, Texas	W, 41-0	16,000
Nov. 22, 1952	Tucson, Ariz.	W, 19-14	n/a
Nov. 7, 1953	Lubbock, Texas	W, 52-27	16,500
Nov. 6, 1954	Tucson, Ariz.	W, 28-14	23,000
Nov. 5, 1955	Lubbock, Texas	W, 27-7	17,000
Oct. 27, 1956	Tucson, Ariz.	W, 21-7	22,000
Oct. 26, 1957	Tucson, Ariz.	W, 28-6	13,000
Nov. 8, 1958	Lubbock, Texas	W, 33-6	13,000
Nov. 7, 1959	Tucson, Ariz.	L, 26-30	14,500
Oct. 2, 1971	Tucson, Ariz.	W, 13-6	31,000
Oct. 21, 1972	Lubbock, Texas	W, 35-10	33,320
Oct. 20, 1973	Tucson, Ariz.	W, 31-17	40,172
Oct. 19, 1974	Lubbock, Texas	W, 17-8	40,231
Oct. 18, 1975	Tucson, Ariz.	L, 28-32	39,854
Oct. 23, 1976	Lubbock, Texas	W, 52-27	44,890
Oct. 8, 1977	Tucson, Ariz.	W, 32-26	41,500
Sept. 23, 1978	Lubbock, Texas	W, 41-26	41,732
Sept. 22, 1979	Tucson, Ariz.	T, 14-14	40,476
Sept. 10, 1988	Tucson, Ariz.	L, 19-35	46,334
Sept. 9, 1989	Lubbock, Texas	W, 24-14	35,940
Sept. 14, 2019	Tucson, Ariz.	L, 14-28	37,307

ARIZONA STATE (2-2-0)

H: (1-0-0) A: (0-2-0) N: (1-0-0)

Sept. 6, 1999	Tempe, Ariz.	L, 13-31	65,091
Dec. 30, 2013	San Diego, Calif.	W, 37-23	52,930
Sept. 10, 2016	Tempe, Ariz.	L, 55-68	45,411
Sept. 16, 2017	Lubbock, Texas	W, 52-45	58,547

ARKANSAS (8-29-0)

H: (1-16-0) A: (7-13-0) N: (0-0-0)

Nov. 23, 1957	Fayetteville, Ark.	L, 26-47	19,000
Nov. 22, 1958	Lubbock, Texas	L, 8-14	22,500
Nov. 21, 1959	Fayetteville, Ark.	L, 8-27	35,000
Nov. 19, 1960	Lubbock, Texas	L, 6-34	30,000
Nov. 25, 1961	Fayetteville, Ark.	L, 0-28	41,000
Nov. 24, 1962	Lubbock, Texas	L, 0-34	16,000
Nov. 23, 1963	Fayetteville, Ark.	L, 20-27	25,000
Nov. 21, 1964	Lubbock, Texas	L, 0-17	45,000
Nov. 20, 1965	Fayetteville, Ark.	L, 24-42	42,000
Nov. 19, 1966	Lubbock, Texas	W, 21-16	34,565
Nov. 25, 1967	Fayetteville, Ark.	W, 31-27	40,000
Nov. 23, 1968	Lubbock, Texas	L, 7-42	48,165
Nov. 27, 1969	Fayetteville, Ark.	L, 0-33	45,000
Nov. 21, 1970	Lubbock, Texas	L, 10-24	50,125
Nov. 20, 1971	Fayetteville, Ark.	L, 0-15	43,000
Nov. 25, 1972	Lubbock, Texas	L, 14-24	35,275
Nov. 24, 1973	Fayetteville, Ark.	W, 24-17	42,061
Nov. 23, 1974	Lubbock, Texas	L, 13-21	38,327
Nov. 22, 1975	Fayetteville, Ark.	L, 14-31	36,600
Nov. 27, 1976	Fayetteville, Ark.	W, 30-7	41,000
Nov. 26, 1977	Lubbock, Texas	L, 14-17	32,856
Dec. 2, 1978	Fayetteville, Ark.	L, 7-49	43,301
Oct. 13, 1979	Lubbock, Texas	L, 6-20	47,109
Nov. 29, 1980	Fayetteville, Ark.	L, 16-22	50,926
Oct. 10, 1981	Lubbock, Texas	L, 14-26	41,866
Oct. 9, 1982	Fayetteville, Ark.	L, 3-21	44,024
Nov. 26, 1983	Lubbock, Texas	L, 13-16	32,978
Oct. 13, 1984	Fayetteville, Ark.	L, 0-24	54,986
Oct. 12, 1985	Lubbock, Texas	L, 7-30	38,464
Oct. 11, 1986	Fayetteville, Ark.	W, 17-7	49,012
Oct. 10, 1987	Lubbock, Texas	L, 0-31	40,586
Oct. 8, 1988	Fayetteville, Ark.	L, 10-31	49,818
Oct. 14, 1989	Lubbock, Texas	L, 13-45	47,520
Oct. 13, 1990	Fayetteville, Ark.	W, 47-44	50,114
Nov. 9, 1991	Fayetteville, Ark.	W, 38-21	31,895
Sept. 13, 2014	Lubbock, Texas	L, 28-49	60,277
Sept. 19, 2015	Fayetteville, Ark.	W, 35-24	73,334

ARKANSAS STATE (1-0-0)

H: (1-0-0) A: (0-0-0) N: (0-0-0)

Oct. 14, 1995	Lubbock, Texas	W, 63-25	37,521
---------------	----------------	----------	--------

AUBURN (1-0-0)

H: (0-0-0) A: (0-0-0) N: (1-0-0)

Jan. 1, 1954	Jacksonville, Fla.	W, 35-13	28,641
--------------	--------------------	----------	--------

BAYLOR (40-41-1)

H: (24-15-1) A: (12-20-0) N: (4-6-0)

Nov. 2, 1929	Waco, Texas	L, 0-34	n/a
Oct. 31, 1931	Waco, Texas	L, 0-32	n/a
Nov. 11, 1932	Lubbock, Texas	W, 14-2	5,000
Nov. 17, 1933	Lubbock, Texas	W, 13-0	n/a
Oct. 5, 1934	Lubbock, Texas	W, 14-7	5,000
Oct. 17, 1942	Lubbock, Texas	L, 7-14	8,000
Oct. 20, 1945	Lubbock, Texas	T, 7-7	9,000
Oct. 19, 1946	Lubbock, Texas	W, 13-6	13,000
Oct. 18, 1947	Lubbock, Texas	L, 6-32	14,000
Oct. 16, 1948	Waco, Texas	L, 0-13	20,000
Oct. 15, 1949	Lubbock, Texas	L, 7-28	18,000
Oct. 21, 1950	Waco, Texas	L, 12-26	12,000
Oct. 20, 1951	Waco, Texas	L, 20-40	22,000
Oct. 18, 1952	Lubbock, Texas	L, 10-21	15,500
Sept. 29, 1956	Waco, Texas	L, 0-27	15,000
Oct. 19, 1957	Lubbock, Texas	L, 12-15	23,000
Oct. 18, 1958	Lubbock, Texas	L, 7-26	n/a

Oct. 17, 1959	Waco, Texas	L, 7-14	n/a
Oct. 15, 1960	Lubbock, Texas	L, 7-14	29,000
Oct. 21, 1961	Lubbock, Texas	W, 19-17	32,500
Oct. 20, 1962	Waco, Texas	L, 6-28	16,000
Oct. 19, 1963	Lubbock, Texas	L, 17-21	32,000
Oct. 17, 1964	Waco, Texas	L, 10-28	22,000
Nov. 13, 1965	Lubbock, Texas	W, 34-22	45,619
Nov. 12, 1966	Lubbock, Texas	L, 14-29	28,965
Nov. 18, 1967	Lubbock, Texas	W, 31-29	34,000
Nov. 16, 1968	Waco, Texas	L, 28-42	20,000
Nov. 15, 1969	Lubbock, Texas	W, 41-7	32,000
Nov. 14, 1970	Waco, Texas	W, 7-3	19,000
Nov. 13, 1971	Lubbock, Texas	W, 27-0	32,169
Nov. 18, 1972	Waco, Texas	W, 13-7	18,000
Nov. 17, 1973	Lubbock, Texas	W, 55-24	35,102
Nov. 16, 1974	Waco, Texas	L, 10-17	32,000
Nov. 15, 1975	Lubbock, Texas	W, 33-10	36,594
Dec. 4, 1976	Lubbock, Texas	W, 24-21	37,105
Sept. 10, 1977	Waco, Texas	W, 17-7	45,800
Nov. 4, 1978	Lubbock, Texas	W, 27-9	48,895
Sept. 29, 1979	Waco, Texas	L, 17-27	35,800
Sept. 27, 1980	Lubbock, Texas	L, 3-11	48,539
Sept. 26, 1981	Waco, Texas	L, 15-28	40,000
Sept. 25, 1982	Lubbock, Texas	L, 23-24	46,069
Sept. 24, 1983	Waco, Texas	W, 26-11	38,000
Sept. 29, 1984	Lubbock, Texas	L, 9-18	41,328
Sept. 28, 1985	Waco, Texas	L, 0-31	36,500
Sept. 27, 1986	Lubbock, Texas	L, 14-45	41,046
Sept. 26, 1987	Waco, Texas	L, 22-36	34,816
Sept. 24, 1988	Lubbock, Texas	W, 36-6	45,385
Sept. 30, 1989	Waco, Texas	L, 15-29	38,785
Sept. 29, 1990	Lubbock, Texas	L, 15-21	48,926
Nov. 16, 1991	Waco, Texas	W, 31-24	36,163
Sept. 26, 1992	Lubbock, Texas	W, 36-17	42,094
Sept. 25, 1993	Waco, Texas	L, 26-28	32,690
Oct. 22, 1994	Lubbock, Texas	W, 38-7	29,443
Sept. 30, 1995	Waco, Texas	L, 7-9	40,882
Oct. 5, 1996	Lubbock, Texas	W, 45-24	50,594
Oct. 4, 1997	Waco, Texas	W, 35-14	35,275
Oct. 3, 1998	Lubbock, Texas	W, 31-29	38,801
Oct. 23, 1999	Waco, Texas	W, 35-7	27,815
Oct. 7, 2000	Lubbock, Texas	W, 28-0	40,209
Oct. 27, 2001	Waco, Texas	W, 63-19	39,110
Nov. 2, 2002	Lubbock, Texas	W, 62-11	43,243
Nov. 8, 2003	Waco, Texas	W, 62-14	33,102
Nov. 6, 2004	Lubbock, Texas	W, 42-17	53,121
Oct. 29, 2005	Waco, Texas	W, 28-0	43,525
Nov. 4, 2006	Lubbock, Texas	W, 55-21	51,303
Nov. 3, 2007	Waco, Texas	W, 38-7	39,015
Nov. 29, 2008	Lubbock, Texas	W, 35-28	53,470
Nov. 28, 2009	Arlington, Texas	W, 20-13	71,964
Oct. 9, 2010	Arlington, Texas	W, 45-28	48,213
Nov. 26, 2011	Arlington, Texas	L, 42-66	51,615
Nov. 24, 2012	Arlington, Texas	L, 45-52	44,168
Nov. 16, 2013	Arlington, Texas	L, 34-63	69,188
Nov. 29, 2014	Arlington, Texas	L, 46-48	54,179
Oct. 3, 2015	Arlington, Texas	L, 35-63	56,179
Nov. 25, 2016	Arlington, Texas	W, 54-35	41,656
Nov. 11, 2017	Arlington, Texas	W, 38-24	34,482
Nov. 24, 2018	Arlington, Texas	L, 24-35	27,308
Oct. 12, 2019	Waco, Texas	L, 30-33	47,264
Nov. 14, 2020	Lubbock, Texas	W, 24-23	12,914
Nov. 27, 2021	Waco, Texas	L, 24-27	43,901
Oct. 29, 2022	Lubbock, Texas	L, 17-45	60,705
Oct. 7, 2023	Waco, Texas	W, 39-14	44,620

SERIES BREAKDOWN

BOSTON COLLEGE (2-1-0)

H: (2-0-0) A: (0-1-0) N: (0-0-0)

Nov. 11, 1961	Lubbock, Texas	W, 14-6	20,000
Nov. 10, 1962	Boston, Mass.	L, 13-42	11,200
Oct. 16, 1971	Lubbock, Texas	W, 14-6	32,480

BYU (1-1-0)

H: (1-0-0) A: (0-1-0) N: (0-0-0)

Oct. 18, 1940	Lubbock, Texas	W, 21-20	7,000
Oct. 21, 2023	Provo, Utah	L, 14-27	63,523

CALIFORNIA (2-0-0)

H: (0-0-0) A: (0-0-0) N: (2-0-0)

Dec. 30, 2004	San Diego, Calif.	W, 45-31	63,711
Dec. 16, 2023	Shreveport, La.	W, 34-14	33,071

CENTRAL ARKANSAS (1-0-0)

H: (1-0-0) A: (0-0-0) N: (0-0-0)

Aug. 30, 2014	Lubbock, Texas	W, 42-35	60,778
---------------	----------------	----------	--------

CINCINNATI (0-0-1)

H: (0-0-1) A: (0-0-0) N: (0-0-0)

Sept. 21, 1968	Lubbock, Texas	T, 10-10	35,200
----------------	----------------	----------	--------

CLEMSON (1-0-0)

H: (0-0-0) A: (0-0-0) N: (1-0-0)

Dec. 23, 2002	Orlando, Fla.	W, 55-15	21,689
---------------	---------------	----------	--------

COLORADO (5-5-0)

H: (4-4-0) A: (1-4-0) N: (0-0-0)

Nov. 17, 1962	Lubbock, Texas	W, 21-12	10,000
Sept. 11, 1976	Lubbock, Texas	W, 24-7	44,132
Sept. 12, 1981	Boulder, Colo.	L, 27-45	34,884
Oct. 17, 1989	Boulder, Colo.	L, 17-19	48,969
Oct. 16, 1999	Lubbock, Texas	W, 31-10	46,424
Oct. 26, 2002	Boulder, Colo.	L, 13-37	50,478
Nov. 1, 2003	Lubbock, Texas	W, 26-21	52,908
Oct. 14, 2006	Boulder, Colo.	L, 6-30	50,233
Oct. 27, 2007	Lubbock, Texas	L, 26-31	49,084
Oct. 23, 2010	Boulder, Colo.	W, 27-24	47,665

COLORADO STATE (2-0-0)

H: (2-0-0) A: (0-0-0) N: (0-0-0)

Oct. 5, 1968	Lubbock, Texas	W, 43-13	38,000
Sept. 12, 1987	Lubbock, Texas	W, 33-24	28,786

DUKE (1-0-0)

H: (0-0-0) A: (0-0-0) N: (1-0-0)

Dec. 28, 1989	Birmingham, Ala.	W, 49-21	47,750
---------------	------------------	----------	--------

EAST CAROLINA (0-1-0)

H: (0-0-0) A: (0-0-0) N: (0-1-0)

Dec. 27, 2000	Houston, Texas	L, 27-40	33,899
---------------	----------------	----------	--------

EASTERN WASHINGTON (2-0-0)

H: (2-0-0) A: (0-0-0) N: (0-0-0)

Aug. 30, 2008	Lubbock, Texas	W, 49-24	49,887
Sept. 2, 2017	Lubbock, Texas	W, 56-10	54,988

FLORIDA INTERNATIONAL (2-0-0)

H: (2-0-0) A: (0-0-0) N: (0-0-0)

Sept. 10, 2005	Lubbock, Texas	W, 56-3	50,156
Sept. 18, 2021	Lubbock, Texas	W, 54-21	50,118

FLORIDA STATE (1-4-0)

H: (1-1-0) A: (0-2-0) N: (0-1-0)

Oct. 15, 1966	Lubbock, Texas	L, 33-42	28,307
Oct. 21, 1967	Tallahassee, Fla.	L, 12-28	33,179
Sept. 13, 1975	Lubbock, Texas	W, 31-20	35,268
Dec. 23, 1977	Orlando, Fla.	L, 17-40	44,502
Sept. 5, 1987	Tallahassee, Fla.	L, 16-40	52,893

FRESNO STATE (1-0-0)

H: (1-0-0) A: (0-0-0) N: (0-0-0)

Sept. 19, 1998	Lubbock, Texas	W, 34-28	40,035
----------------	----------------	----------	--------

GEORGIA (0-3-0)

H: (0-0-0) A: (0-2-0) N: (0-1-0)

Dec. 24, 1964	El Paso, Texas	L, 0-7	23,292
Sept. 18, 1993	Athens, Ga.	L, 37-52	74,511
Sept. 21, 1996	Athens, Ga.	L, 12-15	73,116

GEORGIA TECH (0-2-0)

H: (0-0-0) A: (0-0-0) N: (0-2-0)

Dec. 31, 1965	Jacksonville, Fla.	L, 21-31	60,127
Dec. 19, 1970	El Paso, Texas	L, 9-17	26,188

HOUSTON (16-18-1)

H: (10-8-0) A: (5-10-1) N: (1-0-0)

Oct. 6, 1951	Houston, Texas	L, 0-6	24,000
Nov. 1, 1952	Lubbock, Texas	L, 7-20	20,000
Nov. 21, 1953	Houston, Texas	W, 41-21	20,000
Nov. 20, 1954	Lubbock, Texas	W, 61-14	14,000
Oct. 22, 1955	Houston, Texas	L, 0-7	28,000
Nov. 24, 1956	Lubbock, Texas	L, 7-20	15,500
Nov. 29, 1958	Houston, Texas	L, 17-22	30,000
Nov. 14, 1959	Lubbock, Texas	W, 27-0	20,000
Nov. 20, 1976	Lubbock, Texas	L, 19-27	45,102
Nov. 19, 1977	Houston, Texas	L, 7-45	43,989
Nov. 25, 1978	Lubbock, Texas	W, 22-21	36,691
Nov. 24, 1979	Houston, Texas	L, 10-14	25,637
Nov. 22, 1980	Lubbock, Texas	L, 7-34	36,386
Nov. 21, 1981	Houston, Texas	L, 7-15	25,169
Nov. 20, 1982	Lubbock, Texas	L, 7-24	33,548
Nov. 19, 1983	Houston, Texas	L, 41-43	23,153
Nov. 24, 1984	Lubbock, Texas	L, 17-24	27,373
Nov. 23, 1985	Houston, Texas	L, 16-17	14,280
Nov. 22, 1986	Lubbock, Texas	W, 34-7	30,196
Nov. 21, 1987	Houston, Texas	T, 10-10	19,295
Nov. 19, 1988	Lubbock, Texas	L, 29-30	27,204
Nov. 25, 1989	Houston, Texas	L, 24-40	30,097
Sept. 13, 1990	Lubbock, Texas	L, 35-51	36,794
Nov. 30, 1991	Houston, Texas	W, 52-46	18,114
Nov. 21, 1992	Lubbock, Texas	W, 44-35	27,887
Nov. 20, 1993	Lubbock, Texas	W, 58-7	28,652
Nov. 19, 1994	San Antonio, Texas	W, 34-0	20,286
Nov. 25, 1995	Houston, Texas	W, 38-26	15,220
Sept. 26, 2009	Houston, Texas	L, 28-29	32,114
Nov. 27, 2010	Lubbock, Texas	W, 35-20	53,461
Sept. 23, 2017	Houston, Texas	W, 27-24	36,383
Sept. 15, 2018	Lubbock, Texas	W, 63-49	53,484
Sept. 4, 2021	Houston, Texas	W, 38-21	43,478
Sept. 10, 2022	Lubbock, Texas	W, 33-30	56,271
Sept. 30, 2023	Lubbock, Texas	W, 49-28	53,308

HOUSTON BAPTIST (1-0-0)

H: (1-0-0) A: (0-0-0) N: (0-0-0)

Sept. 12, 2020	Lubbock, Texas	W, 35-33	11,157
----------------	----------------	----------	--------

INDIANA STATE (1-0-0)

H: (2-0-0) A: (0-0-0) N: (0-0-0)

Sept. 24, 2005	Lubbock, Texas	W, 63-7	44,681
----------------	----------------	---------	--------

IOWA (0-2-0)

H: (0-0-0) A: (0-0-0) N: (0-2-0)

Dec. 29, 1996	San Antonio, Texas	L, 0-27	55,677
Dec. 29, 2001	San Antonio, Texas	L, 16-19	65,000

IOWA STATE (13-8-0)

H: (8-4-0) A: (5-4-0) N: (0-0-0)

Sept. 23, 1967	Lubbock, Texas	W, 52-0	38,250
Sept. 14, 1974	Lubbock, Texas	W, 24-3	38,442
Sept. 26, 1998	Ames, Iowa	W, 31-24	33,810
Nov. 6, 1999	Lubbock, Texas	W, 28-16	41,691
Oct. 12, 2002	Ames, Iowa	L, 17-31	51,842
Oct. 11, 2003	Lubbock, Texas	W, 52-21	49,627
Oct. 21, 2006	Ames, Iowa	W, 42-26	44,112
Oct. 6, 2007	Lubbock, Texas	W, 42-17	46,558
Oct. 2, 2010	Ames, Iowa	L, 38-52	43,162
Oct. 29, 2011	Lubbock, Texas	L, 7-41	59,260
Sept. 29, 2012	Ames, Iowa	W, 24-13	54,149
Oct. 12, 2013	Lubbock, Texas	W, 42-35	57,367
Nov. 22, 2014	Ames, Iowa	W, 34-31	50,877
Oct. 10, 2015	Lubbock, Texas	W, 66-31	53,891
Nov. 19, 2016	Ames, Iowa	L, 10-66	50,787
Oct. 21, 2017	Lubbock, Texas	L, 13-31	57,045
Oct. 27, 2018	Lubbock, Texas	L, 34-42	55,283
Oct. 19, 2019	Lubbock, Texas	L, 24-34	52,315
Oct. 10, 2020	Ames, Iowa	L, 15-31	13,502
Nov. 13, 2021	Lubbock, Texas	W, 41-38	47,158
Nov. 19, 2022	Ames, Iowa	W, 14-10	52,676

KANSAS (23-2-0)

H: (11-1-0) A: (12-1-0) N: (0-0-0)

Sept. 18, 1965	Lubbock, Texas	W, 26-7	35,300
Sept. 17, 1966	Lawrence, Kan.	W, 23-7	28,165
Sept. 20, 1969	Lubbock, Texas	W, 38-22	42,250
Sept. 19, 1970	Lawrence, Kan.	W, 23-0	38,700
Oct. 12, 1996	Lawrence, Kan.	W, 30-17	46,500
Oct. 11, 1997	Lubbock, Texas	W, 17-7	43,012
Oct. 28, 2000	Lawrence, Kan.	W, 45-39	26,000
Oct. 6, 2001	Lubbock, Texas	L, 31-34	45,343
Sept. 25, 2004	Lawrence, Kan.	W, 31-30	37,422
Oct. 1, 2005	Lubbock, Texas	W, 30-17	52,601
Oct. 25, 2008	Lawrence, Kan.	W, 63-21	50,125
Oct. 31, 2009	Lubbock, Texas	W, 42-21	47,291
Oct. 1, 2011	Lawrence, Kan.	W, 45-34	39,621
Nov. 10, 2012	Lubbock, Texas	W, 41-34	55,052
Oct. 5, 2013	Lawrence, Kan.	W, 54-16	25,648
Oct. 18, 2014	Lubbock, Texas	W, 34-21	54,071
Oct. 17, 2015	Lawrence, Kan.	W, 30-20	25,186
Sept. 29, 2016	Lubbock, Texas	W, 55-19	56,494
Oct. 7, 2017	Lawrence, Kan.	W, 65-19	21,050
Oct. 20, 2018	Lubbock, Texas	W, 48-16	54,402
Oct. 26, 2019	Lawrence, Kan.	L, 34-37	31,036
Dec. 5, 2020	Lubbock, Texas	W, 16-13	9,877
Oct. 16, 2021	Lawrence, Kan.	W, 41-14	25,106
Nov. 12, 2022	Lubbock, Texas	W, 43-28	55,613
Nov. 11, 2023	Lawrence, Kan.	W, 16-13	47,233

KANSAS STATE (9-15-0)

H: (7-7-0) A: (2-8-0) N: (0-0-0)

Nov. 30, 1933	Lubbock, Texas	W, 6-0	7,500
Nov. 9, 1963	Lubbock, Texas	W, 51-13	24,500
Sept. 6, 1986	Lubbock, Texas	W, 41-7	37,842
Aug. 31, 1996	Manhattan, Kan.	L, 14-21	43,143

PREVIEW

RED RAIDERS

STAFF

'23 REVIEW

HISTORY

RECORDS

TEXAS TECH

SERIES BREAKDOWN

Nov. 1, 1997	Lubbock, Texas	L, 2-13	38,322
Oct. 21, 2000	Manhattan, Kan.	L, 23-28	51,140
Oct. 13, 2001	Lubbock, Texas	W, 38-19	46,536
Oct. 30, 2004	Manhattan, Kan.	W, 35-25	48,338
Oct. 15, 2005	Lubbock, Texas	W, 59-20	50,813
Oct. 4, 2008	Manhattan, Kan.	W, 58-28	43,614
Oct. 10, 2009	Lubbock, Texas	W, 66-14	47,382
Oct. 15, 2011	Lubbock, Texas	L, 34-41	49,744
Oct. 27, 2012	Manhattan, Kan.	L, 24-55	50,766
Nov. 9, 2013	Lubbock, Texas	L, 26-49	54,609
Oct. 4, 2014	Manhattan, Kan.	L, 13-45	52,726
Nov. 14, 2015	Lubbock, Texas	W, 59-44	53,833
Oct. 8, 2016	Manhattan, Kan.	L, 38-44	51,540
Nov. 4, 2017	Lubbock, Texas	L, 35-42	47,631
Nov. 17, 2018	Manhattan, Kan.	L, 6-21	47,287
Nov. 23, 2019	Lubbock, Texas	L, 27-30	50,117
Oct. 3, 2020	Manhattan, Kan.	L, 21-31	10,932
Oct. 23, 2021	Lubbock, Texas	L, 24-25	52,874
Oct. 1, 2022	Manhattan, Kan.	L, 28-37	50,782
Oct. 14, 2023	Lubbock, Texas	L, 21-38	56,200

LAMAR (3-0-0)

<i>H: (3-0-0) A: (0-0-0) N: (0-0-0)</i>			
Sept. 19, 1987	Lubbock, Texas	W, 43-13	27,795
Nov. 12, 1988	Lubbock, Texas	W, 59-28	30,319
Sept. 8, 2018	Lubbock, Texas	W, 77-0	52,126

LOUISIANA (5-0-0)

<i>H: (4-0-0) A: (1-0-0) N: (0-0-0)</i>			
Nov. 12, 1994	Lubbock, Texas	W, 39-7	27,636
Nov. 16, 1996	Lubbock, Texas	W, 56-21	34,261
Sept. 13, 1997	Lubbock, Texas	W, 59-14	35,953
Sept. 11, 1999	Lafayette, La.	W, 38-17	18,128
Sept. 16, 2000	Lubbock, Texas	W, 26-0	35,740

LOUISIANA STATE (LSU) (0-3-0)

<i>H: (0-0-0) A: (2-0-0) N: (0-1-0)</i>			
Oct. 16, 1954	Baton Rouge, La.	L, 13-20	25,000
Oct. 5, 1956	Baton Rouge, La.	L, 14-19	16,000
Dec. 29, 2015	Houston, Texas	L, 27-56	71,307

LOUISIANA TECH (2-0-0)

<i>H: (2-0-0) A: (0-0-0) N: (0-0-0)</i>			
Oct. 20, 1933	Lubbock, Texas	W, 40-10	4,178
Sept. 17, 2016	Lubbock, Texas	W, 59-45	57,515

MASSACHUSETTS (1-0-0)

<i>H: (1-0-0) A: (0-0-0) N: (0-0-0)</i>			
Sept. 20, 2008	Lubbock, Texas	W, 56-14	53,190

MIAMI, FLA. (1-4-0)

<i>H: (1-1-0) A: (0-3-0) N: (0-0-0)</i>			
Oct. 29, 1939	Coral Gables, Fla.	L, 0-19	n/a
Nov. 1, 1940	Lubbock, Texas	W, 61-14	9,000
Oct. 31, 1941	Coral Gables, Fla.	L, 0-6	25,000
Sept. 13, 1986	Coral Gables, Fla.	L, 11-61	41,925
Oct. 27, 1990	Lubbock, Texas	L, 10-45	50,028

MIAMI, OHIO (0-1-0)

<i>H: (0-0-0) A: (0-0-0) N: (0-1-0)</i>			
Jan. 1, 1948	El Paso, Texas	L, 12-13	18,000

MICHIGAN STATE (1-0-0)

<i>H: (0-0-0) A: (0-0-0) N: (1-0-0)</i>			
Jan. 2, 2010	San Antonio, Texas	W, 41-31	64,757

MINNESOTA (2-0-0)

<i>H: (0-0-0) A: (0-0-0) N: (2-0-0)</i>			
Dec. 29, 2006	Tempe, Ariz.	W, 44-41	48,391
Dec. 28, 2012	Houston, Texas	W, 34-31	50,386

MISSOURI (3-6-0)

<i>H: (3-2-0) A: (0-4-0) N: (0-0-0)</i>			
Sept. 16, 1995	Lubbock, Texas	W, 41-14	36,242
Oct. 31, 1998	Lubbock, Texas	L, 26-28	41,378
Oct. 30, 1999	Columbia, Mo.	L, 7-34	52,982
Oct. 19, 2002	Lubbock, Texas	W, 52-38	42,781
Oct. 25, 2003	Columbia, Mo.	L, 31-62	60,192
Oct. 7, 2006	Lubbock, Texas	L, 21-38	49,050
Oct. 20, 2007	Columbia, Mo.	L, 10-41	63,396
Nov. 6, 2010	Lubbock, Texas	W, 24-17	55,667
Nov. 19, 2011	Columbia, Mo.	L, 27-31	54,309

MISSISSIPPI (OLE MISS) (3-4-0)

<i>H: (1-1-0) A: (1-0-0) N: (1-3-0)</i>			
Dec. 20, 1986	Lubbock, Texas	L, 17-20	46,369
Dec. 31, 1998	Shreveport, La.	L, 18-35	46,862
Sept. 14, 2002	Lubbock, Texas	W, 42-28	40,228
Sept. 27, 2003	Oxford, Miss.	W, 49-45	54,649
Jan. 2, 2009	Dallas, Texas	L, 34-47	88,175
Sept. 1, 2018	Houston, Texas	L, 27-47	40,333
Dec. 28, 2022	Houston, Texas	W, 42-25	53,251

MISSISSIPPI STATE (3-4-1)

<i>H: (1-2-0) A: (1-2-1) N: (0-0-0)</i>			
Oct. 31, 1953	Starkville, Miss.	W, 27-20	16,000
Sept. 23, 1961	Starkville, Miss.	L, 0-6	33,000
Sept. 19, 1964	Lubbock, Texas	W, 27-7	38,000
Oct. 7, 1967	Lubbock, Texas	L, 3-7	39,000
Oct. 19, 1968	Starkville, Miss.	T, 28-28	20,000
Oct. 18, 1969	Lubbock, Texas	L, 26-30	34,000
Oct. 17, 1970	Starkville, Miss.	L, 16-20	20,000
Dec. 28, 2021	Memphis, Tenn.	W, 34-7	48,615

MONTANA (3-1-0)

<i>H: (1-1-0) A: (2-0-0) N: (0-0-0)</i>			
Oct. 2, 1937	Lubbock, Texas	L, 6-13	8,000
Oct. 15, 1938	Missoula, Mo.	W, 19-13	8,000
Nov. 25, 1939	Lubbock, Texas	W, 13-0	n/a
Oct. 12, 1940	Missoula, Mo.	W, 32-19	n/a

MONTANA STATE (2-0-0)

<i>H: (2-0-0) A: (0-0-0) N: (0-0-0)</i>			
Sept. 17, 1938	Lubbock, Texas	W, 35-0	7,500
Aug. 31, 2019	Lubbock, Texas	W, 45-10	54,183

MURRAY STATE (1-0-0)

<i>H: (1-0-0) A: (0-0-0) N: (0-0-0)</i>			
Sept. 3, 2022	Lubbock, Texas	W, 63-10	58,823

NAVY (1-0-0)

<i>H: (0-0-0) A: (0-0-0) N: (1-0-0)</i>			
Dec. 30, 2003	Houston, Texas	W, 38-14	51,068

NEBRASKA (4-7-0)

<i>H: (2-3-0) A: (2-3-0) N: (0-1-0)</i>			
Dec. 31, 1976	Houston, Texas	L, 24-27	48,618
Sept. 11, 1993	Lincoln, Neb.	L, 27-50	75,771
Sept. 8, 1994	Lubbock, Texas	L, 16-42	32,768
Oct. 19, 1996	Lubbock, Texas	L, 10-24	51,344
Oct. 18, 1997	Lincoln, Neb.	L, 0-29	75,764
Oct. 14, 2000	Lubbock, Texas	L, 3-56	48,961
Oct. 20, 2001	Lincoln, Neb.	L, 31-41	77,838

Oct. 9 2004	Lubbock, Texas	W, 70-10	52,594
Oct. 8, 2005	Lincoln, Neb.	W, 34-31	77,580
Oct. 11, 2008	Lubbock, Texas	W, 37-31	53,449
Oct. 17, 2009	Lincoln, Neb.	W, 31-10	86,107

NEVADA (2-0-0)

<i>H: (1-0-0) A: (1-0-0) N: (0-0-0)</i>			
Sept. 6, 2008	Reno, Nev.	W, 35-19	24,453
Sept. 24, 2011	Lubbock, Texas	W, 35-34	55,664

NEW MEXICO (37-6-2)

<i>H: (23-2-0) A: (14-4-0) N: (0-0-0)</i>			
Nov. 20, 1931	Lubbock, Texas	W, 32-6	2,500
Nov. 19, 1932	Albuquerque, N.M.	W, 39-6	n/a
Oct. 23, 1937	Lubbock, Texas	W, 27-0	7,500
Nov. 19, 1938	Lubbock, Texas	W, 17-7	6,500
Oct. 22, 1939	Lubbock, Texas	W, 19-7	n/a
Nov. 30, 1940	Albuquerque, N.M.	L, 14-19	600
Oct. 24, 1941	Lubbock, Texas	W, 36-0	7,000
Oct. 24, 1942	Albuquerque, N.M.	W, 20-0	n/a
Nov. 18, 1944	Lubbock, Texas	W, 13-7	1,500
Nov. 24, 1945	Albuquerque, N.M.	T, 6-6	n/a
Nov. 9, 1946	Albuquerque, N.M.	W, 27-0	8,000
Nov. 22, 1947	Albuquerque, N.M.	W, 26-20	11,000
Nov. 20, 1948	Lubbock, Texas	W, 14-7	11,500
Nov. 19, 1949	Albuquerque, N.M.	W, 27-0	10,000
Nov. 25, 1950	Lubbock, Texas	W, 37-12	7,000
Nov. 24, 1951	Albuquerque, N.M.	W, 60-14	n/a
Sept. 18, 1971	Lubbock, Texas	L, 10-13	37,200
Sept. 23, 1972	Albuquerque, N.M.	W, 41-16	24,860
Sept. 22, 1973	Lubbock, Texas	W, 41-7	30,218
Sept. 21, 1974	Albuquerque, N.M.	T, 21-21	17,719
Sept. 20, 1975	Lubbock, Texas	W, 24-17	39,160
Sept. 25, 1976	Albuquerque, N.M.	W, 20-16	28,501
Sept. 17, 1977	Lubbock, Texas	W, 49-14	45,108
Oct. 14, 1978	Albuquerque, N.M.	W, 36-23	23,167
Sept. 15, 1979	Lubbock, Texas	W, 17-7	42,109
Sept. 20, 1980	Lubbock, Texas	W, 28-17	38,873
Sept. 19, 1981	Lubbock, Texas	W, 28-21	42,321
Sept. 11, 1982	Albuquerque, N.M.	L, 0-14	22,720
Oct. 8, 1983	Lubbock, Texas	L, 10-30	36,543
Sept. 22, 1984	Albuquerque, N.M.	L, 24-29	24,529
Sept. 7, 1985	Lubbock, Texas	W, 32-31	35,118
Sept. 20, 1986	Lubbock, Texas	W, 14-7	36,520
Sept. 16, 1989	Lubbock, Texas	W, 27-20	27,535
Sept. 22, 1990	Albuquerque, N.M.	W, 34-32	15,530
Sept. 3, 1994	Lubbock, Texas	W, 37-31	27,234
Oct. 28, 1995	Albuquerque, N.M.	W, 34-7	25,088
Aug. 26, 2000	Lubbock, Texas	W, 24-3	42,238
Sept. 8, 2001	Lubbock, Texas	W, 42-30	48,924
Sept. 27, 2002	Albuquerque, N.M.	W, 49-0	35,111
Sept. 6, 2003	Lubbock, Texas	W, 42-28	45,844
Sept. 11, 2004	Albuquerque, N.M.	L, 24-27	38,746
Oct. 3, 2009	Lubbock, Texas	W, 48-28	52,909
Sept. 11, 2010	Albuquerque, N.M.	W, 52-17	25,734
Sept. 17, 2011	Albuquerque, N.M.	W, 59-13	20,674
Sept. 15, 2012	Lubbock, Texas	W, 49-14	58,955

NORTH CAROLINA (1-2-0)

<i>H: (0-1-0) A: (1-0-0) N: (0-1-0)</i>			
Dec. 30, 1970	El Paso, Texas	L, 28-32	27,877
Oct. 1, 1977	Chapel Hill, N.C.	W, 10-7	48,000
Sept. 13, 180	Lubbock, Texas	L, 3-9	37,797

SERIES BREAKDOWN

NORTH CAROLINA STATE (11-5-0)

H: (1-2-0) A: (0-3-0) N: (0-0-0)

Dec. 6, 1952	Lubbock, Texas	W, 54-7	11,000
Oct. 10, 1992	Raleigh, N.C.	L, 13-48	41,800
Oct. 9, 1993	Lubbock, Texas	L, 34-36	26,943
Sept. 21, 2002	Lubbock, Texas	L, 48-51	35,864
Sept. 20, 2003	Raleigh, N.C.	L, 21-49	53,800
Sept. 17, 2022	Raleigh, N.C.	L, 14-27	56,919

NORTH DAKOTA (11-0-0)

H: (1-0-0) A: (0-0-0) N: (0-0-0)

Sept. 5, 2009	Lubbock, Texas	W, 38-13	47,824
---------------	----------------	----------	--------

NORTH DAKOTA STATE (0-0-1)

H: (0-0-1) A: (0-0-0) N: (0-0-0)

Nov. 23, 1934	Lubbock, Texas	T, 20-20	3,500
---------------	----------------	----------	-------

NORTH TEXAS (4-4-0)

H: (2-3-0) A: (0-1-0) N: (2-0-0)

Nov. 8, 1952	Denton, Texas	L, 19-34	n/a
Sept. 21, 1985	Lubbock, Texas	W, 28-7	33,494
Sept. 3, 1988	Lubbock, Texas	L, 24-29	26,424
Sept. 20, 1997	Lubbock, Texas	L, 27-30	43,620
Sept. 12, 1998	Irving, Texas	W, 30-0	21,496
Sept. 18, 1999	Lubbock, Texas	L, 14-21	45,824
Sept. 9, 2000	Lubbock, Texas	W, 13-7	36,925
Sept. 22, 2001	Irving, Texas	W, 42-14	20,852

NORTHERN ARIZONA (2-0-0)

H: (2-0-0) A: (0-0-0) N: (0-0-0)

Sept. 18, 1937	Lubbock, Texas	W, 6-0	4,200
Oct. 12, 1939	Lubbock, Texas	W, 54-0	n/a

NORTHWESTERN (11-0-0)

H: (0-0-0) A: (0-0-0) N: (1-0-0)

Jan. 1, 2011	Dallas, Texas	W, 45-38	40,121
--------------	---------------	----------	--------

NORTHWESTERN STATE (2-0-0)

H: (2-0-0) A: (0-0-0) N: (0-0-0)

Sept. 29, 2007	Lubbock, Texas	W, 75-7	52,893
Sept. 1, 2012	Lubbock, Texas	W, 44-6	50,236

OHIO STATE (0-2-0)

H: (0-0-0) A: (0-0-0) N: (0-0-0)

Sept. 8, 1990	Columbus, Ohio	L, 10-17	88,707
Aug. 24, 2002	Columbus, Ohio	L, 21-45	100,037

OKLAHOMA (7-23-0)

H: (5-9-0) A: (2-13-0) N: (0-1-0)

Sept. 3, 1992	Lubbock, Texas	L, 9-34	48,691
Dec. 24, 1993	El Paso, Texas	L, 10-41	43,848
Sept. 17, 1994	Norman, Okla.	L, 11-17	62,323
Nov. 23, 1996	Norman, Okla.	W, 22-12	61,217
Nov. 22, 1997	Lubbock, Texas	L, 21-32	40,013
Nov. 21, 1998	Norman, Okla.	L, 17-20	65,583
Nov. 20, 1999	Lubbock, Texas	W, 38-28	42,020
Nov. 18, 2000	Norman, Okla.	L, 13-28	75,364
Nov. 17, 2001	Lubbock, Texas	L, 13-30	52,008
Nov. 23, 2002	Norman, Okla.	L, 15-60	75,553
Nov. 22, 2003	Lubbock, Texas	L, 25-56	53,135
Oct. 2, 2004	Norman, Okla.	L, 13-28	84,580
Nov. 19, 2005	Lubbock, Texas	W, 23-21	52,625
Nov. 11, 2006	Norman, Okla.	L, 24-34	85,313
Nov. 17, 2007	Lubbock, Texas	W, 34-27	55,038
Nov. 22, 2008	Norman, Okla.	L, 21-65	85,646
Nov. 21, 2009	Lubbock, Texas	W, 41-13	50,479
Nov. 13, 2010	Norman, Okla.	L, 7-45	85,116

Oct. 22, 2011	Norman, Okla.	W, 41-38	85,204
Oct. 6, 2012	Lubbock, Texas	L, 20-41	60,800
Oct. 26, 2013	Norman, Okla.	L, 30-38	84,734
Nov. 15, 2014	Lubbock, Texas	L, 30-42	59,014
Oct. 24, 2015	Norman, Okla.	L, 27-63	85,312
Oct. 22, 2016	Lubbock, Texas	L, 59-66	60,478
Oct. 28, 2017	Norman, Okla.	L, 27-49	86,309
Nov. 3, 2018	Lubbock, Texas	L, 46-51	60,454
Sept. 28, 2019	Norman, Okla.	L, 16-55	84,416
Oct. 31, 2020	Lubbock, Texas	L, 28-62	14,431
Oct. 30, 2021	Norman, Okla.	L, 21-52	82,732
Nov. 26, 2022	Lubbock, Texas	W, 51-48	51,126

OKLAHOMA STATE (23-23-3)

H: (13-8-2) A: (9-14-1) N: (1-1-0)

Nov. 2, 1935	Lubbock, Texas	W, 14-0	n/a
Nov. 6, 1936	Lubbock, Texas	W, 12-0	n/a
Oct. 10, 1937	Stillwater, Okla.	W, 14-6	n/a
Sept. 27, 1940	Stillwater, Okla.	T, 6-6	9,000
Oct. 3, 1941	Stillwater, Okla.	W, 16-6	n/a
Oct. 10, 1942	Lubbock, Texas	L, 6-9	6,000
Sept. 24, 1943	Stillwater, Okla.	L, 13-21	7,000
Oct. 7, 1944	Lubbock, Texas	L, 7-14	n/a
Nov. 17, 1945	Stillwater, Okla.	L, 6-46	n/a
Nov. 16, 1946	Lubbock, Texas	W, 4-7	13,000
Oct. 3, 1953	Stillwater, Okla.	W, 27-13	10,000
Oct. 2, 1954	Lubbock, Texas	T, 13-13	24,500
Oct. 1, 1955	Stillwater, Okla.	W, 24-6	16,000
Nov. 3, 1956	Lubbock, Texas	T, 13-13	17,000
Nov. 2, 1957	Stillwater, Okla.	L, 0-13	25,000
Oct. 16, 1965	Lubbock, Texas	W, 17-14	29,825
Nov. 5, 1966	Lubbock, Texas	W, 10-7	28,175
Oct. 4, 1969	Stillwater, Okla.	L, 10-17	28,500
Oct. 6, 1973	Stillwater, Okla.	W, 20-7	41,000
Oct. 5, 1974	Lubbock, Texas	W, 14-13	42,158
Oct. 4, 1975	Stillwater, Okla.	L, 16-17	43,500
Dec. 4, 1988	Tokyo, Japan	L, 42-45	56,000
Sept. 23, 1989	Stillwater, Okla.	W, 31-15	40,200
Sept. 7, 1996	Irving, Texas	W, 31-3	30,269
Nov. 15, 1997	Stillwater, Okla.	W, 27-3	39,400
Oct. 10, 1998	Lubbock, Texas	W, 24-17	47,589
Nov. 11, 2000	Lubbock, Texas	W, 58-0	44,710
Nov. 10, 2001	Stillwater, Okla.	W, 49-30	32,332
Nov. 9, 2002	Lubbock, Texas	W, 49-24	44,595
Oct. 18, 2003	Stillwater, Okla.	L, 49-51	48,500
Nov. 27, 2004	Lubbock, Texas	W, 31-15	51,717
Nov. 12, 2005	Stillwater, Okla.	L, 17-24	40,035
Nov. 18, 2006	Lubbock, Texas	W, 30-24	45,457
Sept. 22, 2007	Stillwater, Okla.	L, 45-49	37,850
Nov. 8, 2008	Lubbock, Texas	W, 56-20	55,663
Nov. 14, 2009	Stillwater, Okla.	L, 17-24	52,811
Oct. 16, 2010	Lubbock, Texas	L, 17-34	60,454
Nov. 12, 2011	Lubbock, Texas	L, 6-66	57,205
Nov. 17, 2012	Stillwater, Okla.	L, 21-59	55,341
Nov. 2, 2013	Lubbock, Texas	L, 34-52	61,836
Sept. 25, 2014	Stillwater, Okla.	L, 35-45	55,978
Oct. 31, 2015	Lubbock, Texas	L, 53-70	54,852
Nov. 12, 2016	Stillwater, Okla.	L, 44-45	54,288
Sept. 30, 2017	Lubbock, Texas	L, 34-41	60,901
Sept. 22, 2018	Stillwater, Okla.	W, 41-17	53,166
Oct. 5, 2019	Lubbock, Texas	W, 45-35	56,479
Nov. 28, 2020	Stillwater, Okla.	L, 44-50	14,645
Nov. 20, 2021	Lubbock, Texas	L, 0-23	53,169
Oct. 7, 2022	Stillwater, Okla.	L, 31-41	55,509

OREGON (0-3-0)

H: (0-2-0) A: (0-1-0) N: (0-0-0)

Sept. 14, 1991	Lubbock, Texas	L, 13-28	36,308
Sept. 19, 1992	Eugene, Ore.	L, 13-16	28,361
Sept. 9, 2023	Lubbock, Texas	L, 30-38	56,200

OREGON STATE (11-0-0)

H: (1-0-0) A: (0-0-0) N: (0-0-0)

Sept. 26, 1959	Lubbock, Texas	W, 15-14	20,000
----------------	----------------	----------	--------

PENN STATE (0-1-0)

H: (0-0-0) A: (0-1-0) N: (0-0-0)

Sept. 9, 1995	University Park, Pa.	L, 23-24	96,034
---------------	----------------------	----------	--------

RICE (27-20-1)

H: (14-6-0) A: (13-14-1) N: (0-0-0)

Oct. 31, 1942	Houston, Texas	L, 7-19	10,000
Oct. 30, 1943	Houston, Texas	L, 0-13	5,000
Nov. 4, 1944	Houston, Texas	W, 13-7	10,000
Nov. 3, 1945	Houston, Texas	L, 0-13	17,000
Nov. 2, 1946	Houston, Texas	L, 6-41	25,000
Nov. 1, 1947	Houston, Texas	L, 7-40	16,000
Oct. 30, 1948	Lubbock, Texas	L, 7-14	19,000
Oct. 29, 1949	Houston, Texas	L, 0-28	18,000
Nov. 4, 1950	Houston, Texas	L, 7-13	20,000
Sept. 27, 1952	Houston, Texas	L, 7-34	37,000
Oct. 29, 1960	Houston, Texas	L, 6-30	26,000
Nov. 4, 1961	Lubbock, Texas	L, 7-42	34,000
Nov. 3, 1962	Houston, Texas	L, 0-14	n/a
Nov. 2, 1963	Lubbock, Texas	L, 3-17	36,500
Oct. 31, 1964	Houston, Texas	T, 6-6	n/a
Oct. 30, 1965	Lubbock, Texas	W, 27-0	43,555
Oct. 29, 1966	Houston, Texas	W, 35-19	21,000
Nov. 4, 1967	Lubbock, Texas	W, 24-10	45,150
Nov. 2, 1968	Houston, Texas	W, 38-15	20,000
Nov. 1, 1969	Lubbock, Texas	W, 24-14	38,500
Oct. 31, 1970	Houston, Texas	W, 3-0	25,000
Oct. 30, 1971	Lubbock, Texas	L, 7-9	38,340
Nov. 4, 1972	Houston, Texas	W, 10-6	20,000
Nov. 3, 1973	Lubbock, Texas	W, 19-6	37,400
Nov. 2, 1974	Houston, Texas	L, 7-21	19,500
Nov. 1, 1975	Lubbock, Texas	W, 28-24	38,205
Oct. 16, 1976	Houston, Texas	W, 37-13	23,500
Oct. 15, 1977	Lubbock, Texas	W, 42-7	42,689
Oct. 21, 1978	Houston, Texas	W, 42-28	20,000
Oct. 20, 1979	Lubbock, Texas	W, 30-7	41,732
Oct. 18, 1980	Houston, Texas	W, 10-3	10,000
Oct. 17, 1981	Lubbock, Texas	L, 23-30	40,073
Oct. 16, 1982	Houston, Texas	W, 23-21	25,000
Oct. 15, 1983	Lubbock, Texas	W, 14-3	43,611
Oct. 20, 1984	Houston, Texas	W, 30-10	13,105
Oct. 19, 1985	Lubbock, Texas	L, 27-29	28,194
Oct. 18, 1986	Houston, Texas	W, 49-21	18,000
Oct. 17, 1987	Lubbock, Texas	W, 59-7	25,314
Oct. 15, 1988	Houston, Texas	W, 38-36	10,500
Oct. 21, 1989	Lubbock, Texas	W, 41-25	26,902
Oct. 20, 1990	Houston, Texas	L, 21-42	15,200
Oct. 26, 1991	Lubbock, Texas	W, 40-20	32,144
Nov. 7, 1992	Houston, Texas	L, 3-34	19,800
Oct. 16, 1993	Lubbock, Texas	W, 45-16	27,812
Oct. 8, 1994	Houston, Texas	L, 21-24	16,900
Oct. 21, 1995	Lubbock, Texas	W, 31-26	33,591
Sept. 15, 2007	Houston, Texas	W, 59-24	21,543
Sept. 12, 2009	Lubbock, Texas	W, 55-10	48,124

PREVIEW

RED RAIDERS

STAFF

'23 REVIEW

HISTORY

RECORDS

TEXAS TECH

SERIES BREAKDOWN

SAM HOUSTON STATE (2-0-0)

H: (2-0-0) A: (0-0-0) N: (0-0-0)

Sept. 17, 2005	Lubbock, Texas	W, 80-21	50,171
Sept. 5, 2015	Lubbock, Texas	W, 59-45	60,073

SAN JOSE STATE (0-1-0)

H: (0-0-0) A: (0-0-0) N: (0-1-0)

Dec. 31, 1949	Fresno, Calif.	L, 13-20	10,000
---------------	----------------	----------	--------

SMU (33-16-0)

H: (16-8-0) A: (17-8-0) N: (0-0-0)

Oct. 1, 1932	Lubbock, Texas	W, 6-0	n/a
Sept. 29, 1933	Lubbock, Texas	L, 0-14	6,000
Nov. 20, 1943	Dallas, Texas	W, 7-6	3,000
Nov. 25, 1944	Lubbock, Texas	L, 6-7	5,000
Oct. 5, 1946	Dallas, Texas	W, 7-0	3,000
Oct. 2, 1948	Dallas, Texas	L, 6-41	23,000
Oct. 24, 1959	Dallas, Texas	L, 13-21	30,000
Oct. 22, 1960	Lubbock, Texas	W, 29-7	32,000
Oct. 28, 1961	Dallas, Texas	L, 7-8	17,000
Oct. 27, 1962	Lubbock, Texas	L, 0-14	32,000
Oct. 26, 1963	Dallas, Texas	W, 13-6	19,000
Oct. 24, 1964	Lubbock, Texas	W, 12-0	36,000
Oct. 23, 1965	Dallas, Texas	W, 26-24	40,000
Oct. 22, 1966	Lubbock, Texas	L, 7-24	40,354
Oct. 28, 1967	Dallas, Texas	W, 21-7	34,000
Oct. 26, 1968	Lubbock, Texas	L, 18-39	50,352
Oct. 25, 1969	Dallas, Texas	W, 27-24	27,465
Oct. 24, 1970	Lubbock, Texas	W, 14-10	46,258
Oct. 23, 1971	Dallas, Texas	L, 17-18	26,681
Oct. 28, 1972	Dallas, Texas	W, 17-3	35,953
Oct. 27, 1973	Lubbock, Texas	W, 31-14	45,098
Oct. 26, 1974	Dallas, Texas	W, 20-17	32,505
Oct. 25, 1975	Lubbock, Texas	W, 37-20	36,020
Nov. 13, 1976	Lubbock, Texas	W, 34-7	34,780
Nov. 12, 1977	Dallas, Texas	W, 45-7	21,689
Nov. 18, 1978	Lubbock, Texas	W, 19-16	45,101
Nov. 17, 1979	Dallas, Texas	L, 10-35	42,226
Nov. 15, 1980	Lubbock, Texas	W, 14-0	42,197
Nov. 14, 1981	Dallas, Texas	L, 6-30	24,410
Nov. 13, 1982	Lubbock, Texas	L, 27-34	45,954
Nov. 12, 1983	Dallas, Texas	L, 7-33	30,050
Nov. 17, 1984	Lubbock, Texas	L, 0-31	31,964
Nov. 16, 1985	Dallas, Texas	L, 7-9	29,476
Nov. 15, 1986	Lubbock, Texas	L, 7-13	35,887
Nov. 18, 1989	Dallas, Texas	W, 48-24	21,865
Nov. 17, 1990	Lubbock, Texas	W, 62-7	31,355
Oct. 12, 1991	Dallas, Texas	W, 38-14	22,412
Oct. 24, 1992	Lubbock, Texas	W, 39-25	34,056
Nov. 13, 1993	Dallas, Texas	W, 41-24	15,714
Sept. 24, 1994	Lubbock, Texas	W, 35-7	29,521
Nov. 18, 1995	Dallas, Texas	W, 45-14	11,738
Sept. 7, 2002	Dallas, Texas	W, 24-14	32,000
Aug. 30, 2003	Lubbock, Texas	W, 58-10	44,364
Sept. 4, 2004	Dallas, Texas	W, 27-13	34,689
Sept. 2, 2006	Lubbock, Texas	W, 35-3	50,362
Sept. 3, 2007	Dallas, Texas	W, 49-9	26,969
Sept. 13, 2008	Lubbock, Texas	W, 43-7	53,383
Sept. 5, 2010	Lubbock, Texas	W, 35-27	57,528
Aug. 30, 2013	Dallas, Texas	W, 41-23	34,790

SOUTHEASTERN LOUISIANA (1-0-0)

H: (1-0-0) A: (0-0-0) N: (0-0-0)

Sept. 23, 2006	Lubbock, Texas	W, 62-0	52,913
----------------	----------------	---------	--------

SOUTHERN CALIFORNIA (USC) (0-3-0)

H: (0-1-0) A: (0-1-0) N: (0-1-0)

Sept. 9, 1978	Los Angeles, Calif.	L, 9-17	50,321
Sept. 8, 1979	Lubbock, Texas	L, 7-21	52,991
Jan. 2, 1995	Dallas, Texas	L, 14-55	70,218

SOUTH FLORIDA (0-1-0)

H: (0-0-0) A: (0-0-0) N: (0-1-0)

Dec. 23, 2017	Birmingham, Ala.	L, 34-38	28,623
---------------	------------------	----------	--------

STEPHEN F. AUSTIN (4-0-0)

H: (4-0-0) A: (0-0-0) N: (0-0-0)

Nov. 24, 2001	Lubbock, Texas	W, 58-3	31,114
Nov. 15, 2003	Lubbock, Texas	W, 61-13	54,086
Sept. 3, 2016	Lubbock, Texas	W, 69-17	60,097
Sept. 11, 2021	Lubbock, Texas	W, 28-22	55,271

TARLETON STATE (1-0-0)

H: (1-0-0) A: (0-0-0) N: (0-0-0)

Sept. 16, 2023	Lubbock, Texas	W, 41-3	56,200
----------------	----------------	---------	--------

TENNESSEE (1-1-0)

H: (0-0-0) A: (0-1-0) N: (1-0-0)

Dec. 29, 1973	Jacksonville, Fla.	W, 28-19	62,109
Aug. 30, 1997	Knoxville, Tenn.	L, 17-52	106,285

TEXAS (18-55-0)

H: (11-22-0) A: (7-33-0) N: (0-0-0)

Oct. 6, 1928	Austin, Texas	L, 0-12	n/a
Sept. 22, 1934	Lubbock, Texas	L, 6-12	8,000
Sept. 25, 1937	Austin, Texas	L, 12-25	10,000
Oct. 6, 1945	Austin, Texas	L, 0-33	n/a
Sept. 20, 1947	Austin, Texas	L, 0-33	30,000
Sept. 10, 1949	Austin, Texas	L, 0-43	28,000
Sept. 23, 1950	Lubbock, Texas	L, 14-28	19,500
Sept. 17, 1955	Austin, Texas	W, 20-14	47,000
Oct. 4, 1958	Austin, Texas	L, 7-12	33,000
Oct. 1, 1960	Austin, Texas	L, 0-17	52,000
Sept. 30, 1961	Austin, Texas	L, 14-42	43,500
Sept. 29, 1962	Lubbock, Texas	L, 0-34	42,000
Sept. 28, 1963	Austin, Texas	L, 7-49	54,000
Sept. 26, 1964	Lubbock, Texas	L, 0-23	47,100
Sept. 25, 1965	Austin, Texas	L, 7-33	65,350
Sept. 24, 1966	Lubbock, Texas	L, 21-31	48,155
Sept. 30, 1967	Austin, Texas	W, 19-13	66,000
Sept. 28, 1968	Lubbock, Texas	W, 31-22	50,167
Sept. 27, 1969	Austin, Texas	L, 7-49	65,200
Sept. 26, 1970	Lubbock, Texas	L, 13-35	53,124
Sept. 25, 1971	Austin, Texas	L, 0-28	76,639
Sept. 30, 1972	Lubbock, Texas	L, 20-25	52,187
Sept. 29, 1973	Austin, Texas	L, 12-28	77,809
Sept. 28, 1974	Lubbock, Texas	W, 26-3	51,082
Sept. 27, 1975	Austin, Texas	L, 18-42	77,809
Oct. 30, 1976	Lubbock, Texas	W, 31-28	54,187
Oct. 29, 1977	Austin, Texas	L, 0-26	78,809
Sept. 30, 1978	Lubbock, Texas	L, 7-24	54,012
Nov. 3, 1979	Austin, Texas	L, 6-14	77,809
Nov. 1, 1980	Lubbock, Texas	W, 24-20	50,132
Oct. 31, 1981	Austin, Texas	L, 9-26	56,439
Oct. 30, 1982	Lubbock, Texas	L, 0-27	52,041
Oct. 29, 1983	Austin, Texas	L, 3-20	75,225
Nov. 3, 1984	Lubbock, Texas	L, 10-13	50,722
Nov. 2, 1985	Austin, Texas	L, 21-34	65,137
Nov. 1, 1986	Lubbock, Texas	W, 23-21	44,820
Oct. 31, 1987	Austin, Texas	L, 27-41	74,984
Oct. 29, 1988	Lubbock, Texas	W, 33-32	49,682
Nov. 4, 1989	Austin, Texas	W, 24-17	81,826

Nov. 3, 1990	Lubbock, Texas	L, 22-41	50,276
Nov. 2, 1991	Austin, Texas	L, 15-23	74,873
Oct. 31, 1992	Lubbock, Texas	L, 33-44	50,741
Oct. 30, 1993	Austin, Texas	W, 31-22	63,132
Oct. 29, 1994	Lubbock, Texas	W, 33-9	45,591
Nov. 4, 1995	Austin, Texas	L, 7-48	77,809
Nov. 9, 1996	Lubbock, Texas	L, 32-38	50,607
Nov. 8, 1997	Austin, Texas	W, 24-10	76,110
Nov. 14, 1998	Lubbock, Texas	W, 42-35	50,647
Nov. 13, 1999	Austin, Texas	L, 7-58	83,882
Nov. 4, 2000	Lubbock, Texas	L, 17-29	53,027
Sept. 29, 2001	Austin, Texas	L, 7-42	83,081
Nov. 16, 2002	Lubbock, Texas	W, 42-38	52,047
Nov. 15, 2003	Austin, Texas	L, 40-43	83,596
Oct. 23, 2004	Lubbock, Texas	L, 21-51	55,413
Oct. 22, 2005	Austin, Texas	L, 17-52	83,919
Oct. 28, 2006	Lubbock, Texas	L, 31-35	56,158
Nov. 10, 2007	Austin, Texas	L, 43-59	86,401
Nov. 1, 2008	Lubbock, Texas	W, 39-33	56,663
Sept. 19, 2009	Austin, Texas	L, 24-34	101,297
Sept. 18, 2010	Lubbock, Texas	L, 14-24	60,454
Nov. 5, 2011	Austin, Texas	L, 20-52	100,506
Nov. 3, 2012	Lubbock, Texas	L, 22-31	60,879
Nov. 28, 2013	Austin, Texas	L, 16-41	100,668
Nov. 1, 2014	Lubbock, Texas	L, 13-34	60,961
Nov. 26, 2015	Austin, Texas	W, 48-45	94,299
Nov. 5, 2016	Lubbock, Texas	L, 37-45	60,803
Nov. 24, 2017	Austin, Texas	W, 27-23	100,629
Nov. 10, 2018	Lubbock, Texas	L, 34-41	60,454
Nov. 29, 2019	Austin, Texas	L, 24-49	93,747
Sept. 26, 2020	Lubbock, Texas	L, 56-63	16,615
Sept. 25, 2021	Austin, Texas	L, 35-70	98,349
Sept. 24, 2022	Lubbock, Texas	W, 37-34	60,975
Nov. 24, 2023	Austin, Texas	L, 7-57	102,452

TEXAS-EL PASO (UTEP) (17-6-1)

H: (9-4-0) A: (7-2-1) N: (1-0-0)

Oct. 17, 1930	Lubbock, Texas	L, 0-31	n/a
Nov. 11, 1931	El Paso, Texas	L, 12-14	3,000
Oct. 28, 1933	El Paso, Texas	W, 12-0	n/a
Nov. 2, 1934	Lubbock, Texas	W, 27-0	n/a
Oct. 22, 1938	Odessa, Texas	W, 14-7	7,000
Sept. 23, 1939	El Paso, Texas	L, 2-7	n/a
Nov. 6, 1948	Lubbock, Texas	W, 46-6	14,000
Nov. 5, 1949	El Paso, Texas	W, 13-0	13,000
Oct. 28, 1950	Lubbock, Texas	W, 61-7	13,000
Nov. 3, 1951	El Paso, Texas	W, 27-7	8,500
Oct. 11, 1952	Lubbock, Texas	L, 14-20	15,500
Sept. 26, 1953	El Paso, Texas	W, 27-6	7,000
Oct. 9, 1954	Lubbock, Texas	W, 55-28	15,000
Oct. 8, 1955	El Paso, Texas	T, 27-27	14,000
Sept. 22, 1956	Lubbock, Texas	L, 13-17	17,000
Sept. 21, 1957	Lubbock, Texas	L, 0-19	22,000
Nov. 16, 1963	El Paso, Texas	W, 7-3	18,400
Sept. 6, 1980	Lubbock, Texas	W, 35-7	37,122
Sept. 5, 1998	Lubbock, Texas	W, 35-3	41,087
Sept. 9, 2006	El Paso, Texas	W, 38-35	51,827
Sept. 8, 2007	Lubbock, Texas	W, 45-31	52,403
Sept. 6, 2014	El Paso, Texas	W, 30-26	35,422
Sept. 12, 2015	Lubbock, Texas	W, 69-20	54,090
Sept. 7, 2019	Lubbock, Texas	W, 38-3	56,957

TEXAS A&M (32-37-1)

H: (17-13-0) A: (13-19-1) N: (2-5-0)

Oct. 28, 1927	Lubbock, Texas	L, 6-47	n/a
Sept. 24, 1932	Amarillo, Texas	L, 0-7	5,000
Oct. 3, 1942	College Station	L, 0-19	10,000

SERIES BREAKDOWN

Oct. 2, 1943	College Station	L, 0-13	25,000
Sept. 30, 1944	San Antonio, Texas	L, 14-27	n/a
Sept. 29, 1945	San Antonio, Texas	L, 6-16	22,831
Sept. 28, 1946	Lubbock, Texas	W, 6-0	23,000
Sept. 27, 1947	San Antonio, Texas	L, 7-29	20,000
Sept. 25, 1948	San Antonio, Texas	W, 20-14	20,860
Sept. 24, 1949	College Station	L, 7-26	19,740
Sept. 30, 1950	San Antonio, Texas	L, 13-34	24,000
Sept. 29, 1951	College Station	L, 7-20	27,000
Oct. 10, 1953	Lubbock, Texas	L, 14-27	26,114
Sept. 18, 1954	College Station	W, 41-9	16,500
Oct. 6, 1956	College Station	L, 7-40	32,500
Sept. 28, 1957	Lubbock, Texas	L, 0-21	27,000
Sept. 20, 1958	College Station	W, 15-14	28,000
Sept. 19, 1959	Dallas, Texas	W, 20-14	25,000
Sept. 24, 1960	College Station	T, 14-14	13,000
Oct. 7, 1961	Lubbock, Texas	L, 7-38	38,500
Oct. 6, 1962	College Station	L, 3-7	n/a
Oct. 5, 1963	Lubbock, Texas	W, 10-0	38,000
Oct. 3, 1964	College Station	W, 16-12	25,000
Oct. 2, 1965	Lubbock, Texas	W, 20-16	43,000
Oct. 1, 1966	College Station	L, 14-35	23,500
Oct. 12, 1967	Lubbock, Texas	L, 24-28	48,240
Oct. 12, 1968	College Station	W, 21-16	45,000
Oct. 11, 1969	Lubbock, Texas	W, 13-9	49,000
Oct. 10, 1970	College Station	W, 21-7	43,075
Oct. 9, 1971	Lubbock, Texas	W, 28-7	44,380
Oct. 14, 1972	College Station	W, 17-14	34,200
Oct. 13, 1973	Lubbock, Texas	W, 28-16	50,102
Oct. 13, 1974	College Station	L, 7-28	50,620
Oct. 11, 1975	Lubbock, Texas	L, 9-38	52,254
Oct. 9, 1976	College Station	W, 27-16	52,651
Sept. 24, 1977	Lubbock, Texas	L, 17-33	55,008
Oct. 7, 1978	College Station	L, 9-38	56,121
Oct. 6, 1979	Lubbock, Texas	W, 21-20	52,468
Oct. 4, 1980	College Station	L, 21-41	65,490
Oct. 3, 1981	Lubbock, Texas	L, 23-24	50,081
Oct. 2, 1982	College Station	W, 24-15	59,416
Oct. 1, 1983	Lubbock, Texas	W, 3-0	52,109
Oct. 6, 1984	College Station	W, 30-12	51,365
Oct. 5, 1985	Lubbock, Texas	L, 27-29	28,194
Oct. 4, 1986	College Station	L, 8-45	62,876
Oct. 3, 1987	Lubbock, Texas	W, 27-21	42,625
Oct. 1, 1988	College Station	L, 15-50	63,822
Oct. 7, 1989	Lubbock, Texas	W, 7-24	50,743
Oct. 6, 1990	College Station	L, 24-28	68,593
Oct. 5, 1991	Lubbock, Texas	L, 14-37	50,577
Oct. 3, 1992	College Station	L, 17-19	69,817
Oct. 2, 1993	Lubbock, Texas	L, 6-31	50,748
Oct. 1, 1994	College Station	L, 17-23	64,242
Oct. 7, 1995	Lubbock, Texas	W, 14-7	51,205
Oct. 26, 1996	College Station	W, 13-10	70,147
Oct. 25, 1997	Lubbock, Texas	W, 16-13	50,513
Oct. 24, 1998	College Station	L, 10-17	62,873

Oct. 2, 1999	Lubbock, Texas	W, 21-41	44,125
Sept. 30, 2000	College Station	L, 15-33	83,644
Nov. 3, 2001	Lubbock, Texas	W, 12-0	52,649
Oct. 5, 2002	College Station	W, 48-47	86,478
Oct. 4, 2003	Lubbock, Texas	W, 59-28	51,772
Nov. 13, 2004	College Station	L, 25-32	82,278
Nov. 5, 2005	Lubbock, Texas	W, 56-17	55,755
Sept. 30, 2006	College Station	W, 31-27	85,979
Oct. 13, 2007	Lubbock, Texas	W, 35-7	55,491
Oct. 18, 2008	College Station	W, 43-25	86,012
Oct. 24, 2009	Lubbock, Texas	L, 30-52	57,733
Oct. 30, 2010	College Station	L, 27-45	84,479
Oct. 8, 2011	Lubbock, Texas	L, 40-45	58,416

TCU (33-30-3)

H: (19-10-3) A: (14-20-0) N: (0-0-0)

Oct. 30, 1926	Fort Worth, Texas	L, 16-28	n/a
Oct. 8, 1927	Fort Worth, Texas	L, 6-16	n/a
Oct. 27, 1928	Fort Worth, Texas	L, 6-28	6,000
Oct. 26, 1929	Lubbock, Texas	L, 0-22	6,500
Oct. 25, 1930	Fort Worth, Texas	L, 0-26	4,000
Sept. 26, 1936	Lubbock, Texas	W, 7-0	12,000
Nov. 7, 1942	Lubbock, Texas	W, 13-6	10,000
Nov. 6, 1943	Fort Worth, Texas	W, 40-20	3,000
Nov. 11, 1944	Fort Worth, Texas	L, 0-14	n/a
Nov. 10, 1945	Lubbock, Texas	W, 12-0	10,000
Oct. 14, 1950	Fort Worth, Texas	L, 6-19	12,000
Oct. 13, 1951	Lubbock, Texas	W, 33-19	19,000
Sept. 24, 1955	Lubbock, Texas	L, 0-32	28,000
Nov. 10, 1956	Lubbock, Texas	W, 21-7	22,000
Oct. 11, 1958	Fort Worth, Texas	L, 0-26	23,000
Oct. 10, 1959	Lubbock, Texas	L, 8-14	23,000
Oct. 8, 1960	Fort Worth, Texas	L, 7-21	25,000
Oct. 14, 1961	Lubbock, Texas	W, 10-0	25,500
Oct. 13, 1962	Fort Worth, Texas	L, 13-35	22,000
Oct. 12, 1963	Lubbock, Texas	L, 3-35	31,500
Oct. 10, 1964	Fort Worth, Texas	W, 25-10	23,902
Oct. 9, 1965	Lubbock, Texas	W, 28-24	35,000
Oct. 8, 1966	Fort Worth, Texas	L, 3-6	25,064
Nov. 11, 1967	Fort Worth, Texas	L, 0-16	23,428
Nov. 9, 1968	Lubbock, Texas	W, 31-14	40,140
Nov. 8, 1969	Fort Worth, Texas	L, 26-35	25,278
Nov. 7, 1970	Lubbock, Texas	W, 22-14	40,100
Nov. 6, 1971	Fort Worth, Texas	L, 6-17	22,138
Nov. 11, 1972	Lubbock, Texas	L, 7-31	40,120
Nov. 10, 1973	Fort Worth, Texas	W, 24-10	25,029
Nov. 9, 1974	Lubbock, Texas	W, 28-0	40,189
Nov. 8, 1975	Fort Worth, Texas	W, 34-0	18,200
Nov. 6, 1976	Fort Worth, Texas	W, 14-10	20,986
Nov. 5, 1977	Lubbock, Texas	W, 49-17	42,124
Nov. 11, 1978	Fort Worth, Texas	W, 27-17	17,228
Nov. 10, 1979	Lubbock, Texas	T, 3-3	40,091
Nov. 8, 1980	Fort Worth, Texas	L, 17-24	18,752
Nov. 7, 1981	Lubbock, Texas	T, 39-39	37,714

Nov. 6, 1982	Fort Worth, Texas	W, 16-14	22,104
Nov. 5, 1983	Lubbock, Texas	T, 10-10	37,507
Nov. 10, 1984	Fort Worth, Texas	L, 16-27	34,075
Nov. 9, 1985	Lubbock, Texas	W, 63-7	33,536
Nov. 8, 1986	Fort Worth, Texas	W, 36-14	25,729
Nov. 7, 1987	Lubbock, Texas	W, 36-35	28,516
Nov. 5, 1988	Fort Worth, Texas	W, 23-10	29,362
Nov. 11, 1989	Lubbock, Texas	W, 37-7	39,255
Nov. 10, 1990	Fort Worth, Texas	W, 40-28	28,730
Sept. 28, 1991	Lubbock, Texas	L, 16-30	40,276
Nov. 14, 1992	Fort Worth, Texas	W, 31-28	26,386
Nov. 6, 1993	Lubbock, Texas	W, 49-21	31,922
Nov. 25, 1994	Fort Worth, Texas	L, 21-24	43,219
Nov. 11, 1995	Lubbock, Texas	W, 27-6	37,529
Sept. 18, 2004	Lubbock, Texas	W, 70-35	51,271
Sept. 16, 2006	Fort Worth, Texas	L, 3-12	45,647
Oct. 20, 2012	Fort Worth, Texas	W, 56-53	47,494
Sept. 12, 2013	Lubbock, Texas	W, 20-10	58,702
Oct. 25, 2014	Fort Worth, Texas	L, 27-82	45,122
Sept. 26, 2015	Lubbock, Texas	L, 52-55	61,283
Oct. 29, 2016	Fort Worth, Texas	W, 27-24	45,619
Nov. 18, 2017	Lubbock, Texas	L, 3-27	51,278
Oct. 11, 2018	Fort Worth, Texas	W, 17-14	44,387
Nov. 16, 2019	Lubbock, Texas	L, 31-33	50,459
Nov. 7, 2020	Fort Worth, Texas	L, 18-34	12,356
Oct. 9, 2021	Lubbock, Texas	L, 31-52	55,821
Nov. 5, 2022	Fort Worth, Texas	L, 24-34	44,760
Nov. 2, 2023	Lubbock, Texas	W, 35-28	51,185

TEXAS STATE (3-0-0)

H: (2-0-0) A: (1-0-0) N: (0-0-0)

Sept. 3, 2011	Lubbock, Texas	W, 50-10	51,792
Sept. 8, 2012	San Marcos, Texas	W, 58-10	33,006
Sept. 21, 2013	Lubbock, Texas	W, 33-7	60,997

TULANE (2-3-0)

H: (2-0-0) A: (0-3-0) N: (0-0-0)


Oct. 31, 1958	New Orleans, La.	L, 0-27	27,000
Oct. 30, 1959	New Orleans, La.	L, 7-17	n/a
Nov. 5, 1960	Lubbock, Texas	W, 35-21	15,000
Sept. 12, 1970	Lubbock, Texas	W, 21-14	43,250
Sept. 11, 1971	New Orleans, La.	L, 9-15	21,738

TULSA (11-12-0)

H: (6-4-0) A: (5-7-0) N: (0-1-0)

Jan. 1, 1942	El Paso, Texas	L, 0-6	14,000
Oct. 9, 1943	Tulsa, Okla.	L, 7-34	13,000
Oct. 14, 1944	Tulsa, Okla.	L, 7-34	8,500
Oct. 13, 1945	Lubbock, Texas	L, 7-18	9,000
Oct. 12, 1946	Tulsa, Okla.	L, 6-21	15,000
Oct. 11, 1947	Lubbock, Texas	W, 14-7	13,000
Oct. 9, 1948	Tulsa, Okla.	W, 41-20	11,226
Oct. 8, 1949	Lubbock, Texas	W, 15-0	15,000
Nov. 11, 1950	Lubbock, Texas	L, 7-39	18,000

RIVALRY TROPHY



BATTLE FOR THE SADDLE TROPHY - TCU

Texas Tech and TCU brought back an old tradition in 2017 with the return of the Saddle Trophy. The two schools played for the Saddle Trophy for 10 seasons from 1961-70 before the trophy suddenly disappeared. After discussions between both schools, a new saddle was created by M.L. Leddy's Boots and Saddlery in Fort Worth. It sits on a stand and includes the logos for both TCU and Texas Tech. The Red Raiders shut out a 21st-ranked TCU team in the first-ever battle for the Saddle Trophy in 1961, which at the time was dubbed the "West Texas Championship." The two schools ultimately finished 5-5 against each other during the "West Texas Championship" era and then continued to face each other annually from 1971 until the Southwest Conference's closure in 1995. The 2024 contest between Texas Tech and TCU in Lubbock will mark the 67th all-time meeting.

SERIES BREAKDOWN

Nov. 17, 1951	Tulsa, Okla.	L, 14-21	n/a
Nov. 29, 1952	Tulsa, Okla.	L, 20-26	15,500
Nov. 14, 1953	Tulsa, Okla.	W, 49-7	12,000
Nov. 13, 1954	Tulsa, Okla.	W, 55-13	18,000
Nov. 12, 1955	Tulsa, Okla.	W, 34-7	14,322
Nov. 17, 1956	Tulsa, Okla.	L, 7-10	12,152
Nov. 9, 1957	Lubbock, Texas	L, 0-3	18,500
Nov. 15, 1958	Tulsa, Okla.	L, 7-9	12,278
Oct. 3, 1959	Lubbock, Texas	W, 8-7	12,000
Oct. 7, 1972	Lubbock, Texas	W, 35-18	34,175
Oct. 22, 1983	Lubbock, Texas	L, 20-59	34,006
Oct. 27, 1984	Lubbock, Texas	W, 20-17	34,624
Sept. 14, 1985	Tulsa, Okla.	W, 21-17	29,972
Oct. 24, 1987	Lubbock, Texas	W, 42-7	24,341

UCF (1-0-0)

H: (1-0-0) A: (0-0-0) N: (0-0-0)

Nov. 18, 2023	Lubbock, Texas	W, 24-23	53,851
---------------	----------------	----------	--------

UTAH (2-0-0)

H: (2-0-0) A: (0-0-0) N: (0-0-0)

Sept. 16, 1972	Lubbock, Texas	W, 45-2	38,180
Sept. 15, 1973	Lubbock, Texas	W, 29-22	38,554

UTAH STATE (2-0-0)

H: (2-0-0) A: (0-0-0) N: (0-0-0)

Sept. 28, 1996	Lubbock, Texas	W, 58-20	39,778
Sept. 2, 2000	Lubbock, Texas	W, 38-16	35,913

VANDERBILT (0-0-1)

H: (0-0-0) A: (0-0-0) N: (0-0-1)

Dec. 28, 1974	Atlanta, Ga.	T, 6-6	31,695
---------------	--------------	--------	--------

VIRGINIA (1-0-0)

H: (0-0-0) A: (0-0-0) N: (1-0-0)

Jan. 1, 2008	Jacksonville, Fla.	W, 31-28	60,243
--------------	--------------------	----------	--------

WAKE FOREST (2-0-0)

H: (1-0-0) A: (1-0-0) N: (0-0-0)

Nov. 16, 1940	Lubbock, Texas	W, 12-7	10,000
Nov. 29, 1941	Winston-Salem, N.C.	W, 35-6	5,000

WASHINGTON (0-2-0)

H: (0-1-0) A: (0-1-0) N: (0-0-0)

Oct. 24, 1981	Lubbock, Texas	L, 7-14	36,335
Oct. 23, 1982	Seattle, Wash.	L, 3-10	57,500

WASHINGTON STATE (2-0-0)

H: (2-0-0) A: (0-0-0) N: (0-0-0)

Sept. 21, 1963	Lubbock, Texas	W, 16-7	31,500
Nov. 14, 1964	Lubbock, Texas	W, 28-10	25,500

WEBER STATE (1-0-0)

H: (1-0-0) A: (0-0-0) N: (0-0-0)

Nov. 20, 2010	Lubbock, Texas	W, 64-21	55,083
---------------	----------------	----------	--------

WEST VIRGINIA (6-7-0)

H: (3-3-0) A: (3-3-0) N: (0-1-0)

Jan. 1, 1938	El Paso, Texas	L, 6-7	12,000
Oct. 13, 2012	Lubbock, Texas	W, 49-14	57,328
Oct. 19, 2013	Morgantown, W.Va.	W, 37-2	54,084
Oct. 11, 2014	Lubbock, Texas	L, 34-37	58,502
Nov. 7, 2015	Morgantown, W.Va.	L, 26-31	54,932
Oct. 15, 2016	Lubbock, Texas	L, 17-48	54,111
Oct. 14, 2017	Morgantown, W.Va.	L, 35-46	60,928
Sept. 29, 2018	Lubbock, Texas	L, 34-42	55,283

Nov. 9, 2019	Morgantown, W.Va.	W, 38-17	56,573
Oct. 24, 2020	Lubbock, Texas	W, 34-27	13,532
Oct. 2, 2021	Morgantown, W.Va.	W, 23-20	54,090
Oct. 22, 2022	Lubbock, Texas	W, 48-10	56,530
Sept. 23, 2023	Morgantown, W.Va.	L, 13-20	50,071

WYOMING (2-4-0)

H: (2-1-0) A: (0-3-0) N: (0-0-0)

Sept. 24, 1938	Lubbock, Texas	W, 39-0	n/a
Jan. 2, 1956	Laramie, Wyo.	L, 14-21	14,500
Nov. 12, 1960	Lubbock, Texas	L, 7-10	20,000
Sept. 21, 1991	Laramie, Wyo.	L, 17-22	18,183
Sept. 12, 1992	Lubbock, Texas	W, 49-32	34,940
Sept. 2, 2023	Laramie, Wyo.	L, 33-35 ^{OT}	26,450

Series Breakdown | Defunct Programs, Non-DI

AUSTIN COLLEGE (1-0-1)

H: (1-0-1) A: (0-0-0) N: (0-0-0)

Oct. 9, 1925	Lubbock, Texas	T, 3-3	n/a
Oct. 7, 1932	Lubbock, Texas	W, 64-0	3,300

CAL STATE FULLERTON (1-0-0)

H: (1-0-0) A: (0-0-0) N: (0-0-0)

Sept. 7, 1990	Lubbock, Texas	W, 41-7	36,228
---------------	----------------	---------	--------

CAL STATE SANTA BARBARA (1-0-0)

H: (1-0-0) A: (0-0-0) N: (0-0-0)

Oct. 3, 1970	Lubbock, Texas	W, 63-21	34,000
--------------	----------------	----------	--------

CENTENARY (4-0-1)

H: (3-0-0) A: (1-0-1) N: (0-0-0)

Oct. 24, 1936	Lubbock, Texas	W, 12-6	8,000
Nov. 20, 1937	Shreveport, La.	W, 7-2	n/a
Nov. 11, 1939	Shreveport, La.	T, 0-0	n/a
Nov. 11, 1940	Lubbock, Texas	W, 26-6	8,000
Oct. 18, 1941	Lubbock, Texas	W, 25-0	7,000

CLARENDON (2-0-0)

H: (2-0-0) A: (0-0-0) N: (0-0-0)

Oct. 24, 1925	Lubbock, Texas	W, 13-7	n/a
Oct. 26, 1926	Lubbock, Texas	W, 14-0	n/a

COLORADO MINES (2-0-0)

H: (1-0-0) A: (1-0-0) N: (0-0-0)

Oct. 23, 1931	Lubbock, Texas	W, 46-0	4,500
Oct. 22, 1932	Golden, Colo.	W, 21-0	n/a

CREIGHTON (2-1-0)

H: (2-0-0) A: (0-1-0) N: (0-0-0)

Nov. 25, 1937	Lubbock, Texas	W, 27-0	7,000
Nov. 8, 1941	Lubbock, Texas	W, 16-6	6,000
Nov. 14, 1942	Omaha, Neb.	L, 6-13	n/a

DANIEL BAKER (2-1-2)

H: (2-0-0) A: (0-1-2) N: (0-0-0)

Nov. 5, 1926	Brownwood, Texas	T, 0-0	n/a
Nov. 5, 1927	Lubbock, Texas	W, 19-7	1,300
Nov. 2, 1928	Brownwood, Texas	T, 0-0	n/a
Oct. 12, 1929	Brownwood, Texas	L, 2-6	2,700
Sept. 27, 1935	Lubbock, Texas	W, 27-6	n/a

DENVER (2-0-0)

H: (1-0-0) A: (1-0-0) N: (0-0-0)

Oct. 26, 1946	Lubbock, Texas	W, 21-6	11,000
Oct. 25, 1947	Denver, Colo.	W, 36-7	17,947

Series Breakdown | Defunct Programs, Non-DI

DEPAUL (1-1-1)

H: (1-1-0) A: (0-0-1) N: (0-0-0)

Nov. 16, 1934	Lubbock, Texas	W, 48-19	4,000
Oct. 12, 1935	Chicago, Ill.	T, 0-0	3,000
Nov. 20, 1936	Lubbock, Texas	L, 6-13	n/a

DETROIT (0-2-0)

H: (0-1-0) A: (0-1-0) N: (0-0-0)

Nov. 28, 1935	Lubbock, Texas	L, 7-12	n/a
Oct. 9, 1937	Detroit, Mich.	L, 0-34	11,000

DIXIE (1-0-0)

H: (1-0-0) A: (0-0-0) N: (0-0-0)

Oct. 6, 1933	Lubbock, Texas	W, 33-0	n/a
--------------	----------------	---------	-----

DUQUESNE (2-1-0)

H: (1-0-0) A: (1-1-0) N: (0-0-0)

Nov. 11, 1937	Lubbock, Texas	W, 13-0	12,000
Sept. 30, 1938	Pittsburgh, Pa.	W, 7-6	12,000
Oct. 27, 1939	Pittsburgh, Pa.	L, 0-13	n/a

GONZAGA (1-1-0)

H: (1-1-0) A: (0-0-0) N: (0-0-0)

Nov. 11, 1938	Lubbock, Texas	W, 7-0	10,000
Oct. 7, 1939	Lubbock, Texas	L, 0-6	n/a

HARDIN-SIMMONS (14-7-3)

H: (10-4-1) A: (4-3-2) N: (0-0-0)

Oct. 15, 1926	Abilene, Texas	T, 0-0	3,000
Oct. 15, 1927	Lubbock, Texas	W, 10-6	2,000
Nov. 17, 1928	Lubbock, Texas	L, 0-19	n/a
Nov. 28, 1929	Abilene, Texas	L, 0-21	5,000
Nov. 27, 1930	Lubbock, Texas	L, 6-20	3,500
Nov. 26, 1931	Abilene, Texas	W, 6-0	n/a
Nov. 24, 1932	Lubbock, Texas	L, 12-13	4,000
Nov. 11, 1933	Lubbock, Texas	W, 7-0	6,500
Nov. 9, 1934	Lubbock, Texas	W, 13-0	3,500
Sept. 20, 1935	Abilene, Texas	W, 9-0	6,500
Nov. 21, 1941	Lubbock, Texas	W, 7-0	16,000
Nov. 21, 1942	Lubbock, Texas	T, 0-0	7,000
Nov. 30, 1946	Abilene, Texas	L, 6-21	13,000
Nov. 29, 1947	Lubbock, Texas	W, 14-6	20,000
Nov. 27, 1948	Abilene, Texas	W, 28-20	11,000
Nov. 26, 1949	Lubbock, Texas	W, 23-13	15,500
Dec. 2, 1950	Lubbock, Texas	L, 13-28	9,000
Dec. 1, 1951	Lubbock, Texas	W, 28-21	17,000
Nov. 15, 1952	Abilene, Texas	T, 14-14	9,500
Nov. 28, 1953	Lubbock, Texas	W, 46-12	15,000
Nov. 27, 1954	Abilene, Texas	W, 61-19	7,500
Nov. 26, 1955	Lubbock, Texas	W, 16-14	15,000
Dec. 1, 1956	Abilene, Texas	L, 14-41	5,000
Nov. 16, 1957	Lubbock, Texas	W, 26-21	13,000

HASKELL (1-1-0)

H: (1-0-0) A: (0-1-0) N: (0-0-0)

Oct. 13, 1931	Lawrence, Kan.	L, 0-8	n/a
Nov. 4, 1933	Lubbock, Texas	W, 26-6	n/a

HOWARD PAYNE (1-3-0)

H: (1-1-0) A: (0-2-0) N: (0-0-0)

Nov. 18, 1925	Brownwood, Texas	L, 0-29	n/a
Nov. 18, 1926	Lubbock, Texas	W, 27-6	3,500
Nov. 19, 1929	Lubbock, Texas	L, 0-24	1,500
Nov. 19, 1930	Brownwood, Texas	L, 7-26	n/a

SERIES BREAKDOWN

Series Breakdown / Defunct Programs, Non-DI

LOYOLA (LA) (2-3-0)

H: (1-0-0) A: (1-3-0) N: (0-0-0)

Oct. 26, 1934	Chicago, Ill.	L, 7-12	19,000
Oct. 5, 1935	Chicago, Ill.	L, 0-16	18,000
Nov. 12, 1936	Chicago, Ill.	L, 7-26	35,000
Oct. 5, 1940	Lubbock, Texas	W, 19-0	9,000
Oct. 10, 1941	Chicago, Ill.	W, 14-0	n/a

LOYOLA (NO) (3-1-0)

H: (1-0-0) A: (2-1-0) N: (0-0-0)

Nov. 12, 1936	New Orleans, La.	L, 0-14	5,000
Nov. 5, 1937	New Orleans, La.	W, 25-6	5,000
Nov. 5, 1938	Lubbock, Texas	W, 55-0	8,000
Dec. 1, 1939	New Orleans, La.	W, 13-0	n/a

LUBBOCK AAF (1-2-0)

H: (1-2-0) A: (0-0-0) N: (0-0-0)

Sept. 18, 1943	Lubbock, Texas	W, 26-14	8,000
Oct. 23, 1943	Lubbock, Texas	L, 7-10	n/a
Sept. 23, 1944	Lubbock, Texas	L, 13-27	n/a

MCMURRY (4-0-2)

H: (2-0-1) A: (2-0-1) N: (0-0-0)

Oct. 3, 1925	Lubbock, Texas	T, 0-0	4,500
Sept. 21, 1926	Abilene, Texas	W, 7-0	n/a
Oct. 20, 1928	Abilene, Texas	W, 3-0	n/a
Oct. 19, 1929	Abilene, Texas	T, 0-0	n/a
Oct. 11, 1930	Lubbock, Texas	W, 10-0	n/a
Sept. 29, 1934	Lubbock, Texas	W, 24-7	n/a

MARQUETTE (2-1-0)

H: (1-1-0) A: (0-1-0) N: (0-0-0)

Nov. 26, 1938	Lubbock, Texas	W, 21-2	12,000
Nov. 18, 1939	Lubbock, Texas	L, 19-22	8,000
Oct. 26, 1940	Milwaukee, Wis.	W, 20-13	9,000

MONTEZUMA (1-0-0)

H: (1-0-0) A: (0-0-0) N: (0-0-0)

Oct. 7, 1925	Lubbock, Texas	W, 30-0	n/a
--------------	----------------	---------	-----

NEW MEXICO A&M (4-0-0)

H: (3-0-0) A: (1-0-0) N: (0-0-0)

Oct. 3, 1930	Lubbock, Texas	W, 14-0	1,000
Oct. 3, 1931	Las Cruces, N.M.	W, 7-0	n/a
Oct. 24, 1953	Lubbock, Texas	W, 71-0	6,000
Nov. 6, 1965	Lubbock, Texas	W, 48-9	28,753

NEW MEXICO NORMAL (1-0-0)

H: (0-0-0) A: (1-0-0) N: (0-0-0)

Oct. 15, 1932	Las Vegas, N.M.	W, 43-7	n/a
---------------	-----------------	---------	-----

NOTRE DAME B-TEAM (1-0-0)

H: (1-0-0) A: (0-0-0) N: (0-0-0)

Oct. 28, 1932	Lubbock, Texas	W, 39-0	8,000
---------------	----------------	---------	-------

OKLAHOMA CITY (3-0-1)

H: (1-0-0) A: (2-0-1) N: (0-0-0)

Oct. 12, 1934	Okla. City, Okla.	W, 20-0	n/a
Dec. 7, 1935	Okla. City, Okla.	T, 7-7	2,000
Oct. 3, 1936	Lubbock, Texas	W, 34-6	7,000
Oct. 8, 1938	Okla. City, Okla.	W, 60-0	12,000

PACIFIC (2-0-0)

H: (1-0-0) A: (0-0-0) N: (1-0-0)

Jan. 1, 1952	El Paso, Texas	W, 25-14	17,000
Sept. 4, 1993	Lubbock, Texas	W, 55-7	29,164

Series Breakdown / Defunct Programs, Non-DI

UNIVERSITY OF PACIFIC (2-2-0)

H: (2-0-0) A: (0-2-0) N: (0-0-0)

Oct. 4, 1952	Stockton, Calif.	L, 21-42	15,700
Oct. 17, 1953	Lubbock, Texas	W, 34-7	12,000
Oct. 23, 1954	Stockton, Calif.	L, 7-20	14,171
Nov. 19, 1955	Lubbock, Texas	W, 13-7	16,500

PANHANDLE A&M (2-0-0)

H: (2-0-0) A: (0-0-0) N: (0-0-0)

Sept. 24, 1927	Lubbock, Texas	W, 62-0	n/a
Sept. 17, 1932	Lubbock, Texas	W, 44-0	2,500

SAN FRANCISCO (1-0-0)

H: (0-0-0) A: (1-0-0) N: (0-0-0)

Dec. 7, 1940	San Francisco, Calif.	W, 23-21	7,000
--------------	-----------------------	----------	-------

SAINT LOUIS (2-0-0)

H: (1-0-0) A: (1-0-0) N: (0-0-0)

Nov. 21, 1940	Saint Louis, Mo.	W, 7-6	9,272
Nov. 15, 1941	Lubbock, Texas	W, 46-6	n/a

SCHREINER (1-0-1)

H: (1-0-1) A: (0-0-0) N: (0-0-0)

Oct. 2, 1926	Lubbock, Texas	T, 0-0	3,500
Sept. 29, 1928	Lubbock, Texas	W, 7-0	n/a

SOUTHWESTERN UNIVERSITY (1-1-0)

H: (1-1-0) A: (0-0-0) N: (0-0-0)

Oct. 21, 1944	Lubbock, Texas	L, 19-21	n/a
Sept. 22, 1945	Lubbock, Texas	W, 7-0	n/a

South Plains AAF (2-0-0)

H: (1-0-0) A: (1-0-0) N: (0-0-0)

Oct. 16, 1943	Lubbock, Texas	W, 14-12	6,000
Dec. 2, 1944	South Plains, Texas	W, 7-6	n/a

ST. EDWARDS (3-0-0)

H: (3-0-0) A: (0-0-0) N: (0-0-0)

Oct. 8, 1926	Lubbock, Texas	W, 7-6	3,500
Oct. 1, 1927	Lubbock, Texas	W, 13-6	3,000
Oct. 13, 1928	Lubbock, Texas	W, 13-6	n/a

ST. MARY'S (CALIF.) (0-1-0)

H: (0-0-0) A: (0-0-0) N: (0-1-0)

Jan. 2, 1938	Dallas, Texas	L, 13-20	n/a
--------------	---------------	----------	-----

ST. MARY'S (TX) (1-0-0)

H: (0-0-0) A: (1-0-0) N: (0-0-0)

Nov. 23, 1935	San Antonio, Texas	W, 27-0	n/a
---------------	--------------------	---------	-----

SUL ROSS (2-0-1)

H: (1-0-1) A: (1-0-0) N: (0-0-0)

Oct. 31, 1925	Alpine, Texas	W, 21-7	n/a
Oct. 22, 1927	Lubbock, Texas	W, 6-0	2,000
Oct. 5, 1929	Lubbock, Texas	T, 7-7	6,000

TEXAS-ARLINGTON (1-1-0)

H: (1-1-0) A: (0-0-0) N: (0-0-0)

Nov. 13, 1943	Lubbock, Texas	L, 14-34	3,600
Sept. 15, 1984	Lubbock, Texas	W, 44-7	35,121

TEXAS WESLEYAN (2-0-0)

H: (1-0-0) A: (1-0-0) N: (0-0-0)

Sept. 19, 1936	Fort Worth, Texas	W, 26-7	4,500
Sept. 30, 1939	Lubbock, Texas	W, 30-0	n/a

Series Breakdown / Defunct Programs, Non-DI

TRINITY (1-0-0)

H: (1-0-0) A: (0-0-0) N: (0-0-0)

Nov. 4, 1932	Lubbock, Texas	W, 79-0	4,000
--------------	----------------	---------	-------

WAYLAND (2-1-0)

H: (2-1-0) A: (0-0-0) N: (0-0-0)

Nov. 5, 1925	Lubbock, Texas	W, 120-0	n/a
Sept. 27, 1929	Lubbock, Texas	W, 19-0	3,500
Sept. 27, 1930	Lubbock, Texas	L, 0-6	3,500

WEST TEXAS STATE (16-4-0)

H: (15-3-0) A: (1-1-0) N: (0-0-0)

Sept. 26, 1942	Lubbock, Texas	W, 39-0	6,000
Oct. 27, 1944	Canyon, Texas	W, 35-6	n/a
Oct. 27, 1945	Lubbock, Texas	W, 12-6	6,000
Sept. 21, 1946	Lubbock, Texas	W, 26-14	10,000
Oct. 4, 1947	Lubbock, Texas	W, 21-13	11,000
Sept. 18, 1948	Lubbock, Texas	W, 19-0	16,000
Oct. 1, 1949	Lubbock, Texas	W, 35-19	16,800
Oct. 7, 1950	Lubbock, Texas	L, 13-28	17,000
Sept. 22, 1951	Lubbock, Texas	W, 46-7	16,000
Sept. 20, 1952	Lubbock, Texas	W, 48-7	15,500
Sept. 19, 1953	Lubbock, Texas	W, 40-14	14,500
Sept. 25, 1954	Lubbock, Texas	W, 33-7	14,000
Oct. 29, 1955	Lubbock, Texas	W, 27-24	16,000
Oct. 13, 1956	Lubbock, Texas	L, 14-34	20,500
Oct. 12, 1957	Canyon, Texas	L, 14-26	11,000
Sept. 27, 1958	Lubbock, Texas	W, 32-7	23,100
Sept. 17, 1960	Lubbock, Texas	W, 38-14	30,000
Dec. 2, 1961	Lubbock, Texas	W, 16-14	25,000
Sept. 22, 1962	Lubbock, Texas	L, 27-30	41,000
Nov. 7, 1964	Lubbock, Texas	W, 48-0	34,500

WICHITA STATE (1-1-0)

H: (1-1-0) A: (0-0-0) N: (0-0-0)

Oct. 4, 1935	Lubbock, Texas	W, 13-7	n/a
Oct. 9, 1936	Lubbock, Texas	L, 0-6	n/a

WT TEACHERS (4-3-0)

H: (1-1-0) A: (3-2-0) N: (0-0-0)

Nov. 26, 1925	Lubbock, Texas	W, 13-12	n/a
Nov. 25, 1926	Canyon, Texas	W, 7-2	5,000
Nov. 24, 1927	Lubbock, Texas	L, 9-12	5,000
Nov. 29, 1928	Canyon, Texas	W, 18-7	6,000
Dec. 6, 1929	Canyon, Texas	L, 0-20	1,500
Nov. 1, 1930	Canyon, Texas	L, 0-6	n/a
Sept. 25, 1931	Canyon, Texas	W, 21-0	5,000

PREVIEW

RED RAIDERS

STAFF

'23 REVIEW

HISTORY

RECORDS

TEXAS TECH

BOWL HISTORY



▲ TEXAS TECH has made 41 postseason bowl appearances in its 99-year history, which ranks among the top-25 programs all-time in bowl games played. In addition, the Red Raiders enter 2024 as the Big 12 leader in all-time bowl appearances among the new 16-team league.

BOWL LEADERS

Texas Tech All-Time Bowl Record: 17-23-1

School	Appearances
1. Alabama	77
2. Georgia	62
3. Texas	59
4. Oklahoma	57
5. Tennessee	56
6. USC	55
LSU	55
Ohio State	55
9. Nebraska	53
Penn State	53
11. Michigan	51
12. Clemson	50
13. Florida	48
14. Florida State	48
15. Auburn	47
16. Georgia Tech	46
17. Arkansas	44
18. Miami (Fla.)	43
Texas A&M	43
20. Texas Tech	41
Mississippi	41
Washington	41
23. Notre Dame	40
BYU	40
West Virginia	40

COACHING RECORDS

Head Coach	Appearances	Record
1. Mike Leach	9	5-4
2. Spike Dykes	7	2-5
3. Jim Carlen	4	1-2-1
4. Kliff Kingsbury	3	1-2
DeWitt Weaver	3	2-1
Dell Morgan	3	0-3
7. Joey McGuire	2	2-0
Steve Sloan	2	0-2
JT King	2	0-2
Pete Cawthon	2	0-2

ALL-TIME BOWL APPEARANCES

Season	Bowl	Opponent	Result	Tech Coach	Date
2023	Independence	California	W, 34-14	Joey McGuire	12/16/23
2022	Texas	Ole Miss	W, 42-25	Joey McGuire	12/28/22
2021	Liberty	Mississippi State	W, 34-7	Sonny Cumbie*	12/28/21
2017	Birmingham	South Florida	L, 34-38	Kliff Kingsbury	12/23/17
2015	Texas	#22 LSU	L, 27-56	Kliff Kingsbury	12/29/15
2013	Holiday	#16 Arizona State	W, 34-23	Kliff Kingsbury	12/30/13
2012	Meineke Car Care	Minnesota	W, 34-31	Chris Thomsen*	12/28/12
2010	TicketCity	Northwestern	W, 45-38	Tommy Tuberville	1/1/11
2009	Alamo	Michigan State	W, 41-31	Ruffin McNeil*	1/2/10
2008	Cotton	Ole Miss	L, 34-47	Mike Leach	1/2/09
2007	Gator	#20 Virginia	W, 31-28	Mike Leach	1/1/08
2006	Insight	Minnesota	W, 44-41 (OT)	Mike Leach	12/29/06
2005	Cotton	#13 Alabama	L, 10-13	Mike Leach	1/2/06
2004	Holiday	#4 California	W, 45-31	Mike Leach	12/30/04
2003	Houston	Navy	W, 38-14	Mike Leach	12/30/03
2002	Tangerine	Clemson	W, 55-15	Mike Leach	12/23/02
2001	Alamo	Iowa	L, 16-19	Mike Leach	12/29/01
2000	GalleryFurniture.com	East Carolina	L, 27-40	Mike Leach	12/27/00
1998	Independence	Ole Miss	L, 18-35	Spike Dykes	12/31/98
1996	Alamo	#21 Iowa	L, 0-27	Spike Dykes	12/29/96
1995	Copper	Air Force	W, 55-41	Spike Dykes	12/27/95
1994	Cotton	#21 Southern Cal	L, 14-55	Spike Dykes	1/2/95
1993	John Hancock	#19 Oklahoma	L, 10-41	Spike Dykes	12/24/93
1989	All-American	#20 Duke	W, 49-21	Spike Dykes	12/28/89
1986	Independence	Ole Miss	L, 17-20	Spike Dykes*	12/20/86
1977	Tangerine	#19 Florida State	L, 17-40	Steve Sloan	12/23/77
1976	Bluebonnet	#9 Nebraska	L, 24-27	Steve Sloan	12/31/76
1974	Peach	Vanderbilt	T, 6-6	Jim Carlen	12/28/74
1973	Gator	#20 Tennessee	W, 28-19	Jim Carlen	12/29/73
1972	Sun	#16 North Carolina	L, 28-32	Jim Carlen	12/30/72
1970	Sun	#13 Georgia Tech	L, 9-17	Jim Carlen	12/19/70
1965	Gator	Georgia Tech	L, 21-31	JT King	12/31/65
1964	Sun	Georgia	L, 0-7	JT King	12/26/64
1955	Sun	Wyoming	L, 14-21	DeWitt Weaver	1/1/56
1953	Gator	#17 Auburn	W, 35-13	DeWitt Weaver	1/1/54
1951	Sun	Pacific	W, 25-14	DeWitt Weaver	1/1/52
1949	Raisin	San Jose State	L, 13-20	Dell Morgan	12/31/48
1947	Sun	Miami (Ohio)	L, 12-13	Dell Morgan	1/1/48
1941	Sun	Tulsa	L, 0-6	Dell Morgan	1/1/42
1938	Cotton	St. Mary's (CA)	L, 13-20	Pete Cawthon	1/2/39
1937	Sun	West Virginia	L, 6-7	Pete Cawthon	1/1/38

* indicates head coaches who were serving in an interim role for the bowl game.

BOWL RECORDS

BOWL SERIES RECORDS

Bowl	No.	W-L-T	Pct.	Seasons
Sun/John Hancock	9	1-8-0	.111	1937, 41, 47, 51, 55, 64, 70, 72, 93
Houston/Texas	5	3-2-0	.600	2000, 2003, 2012, 2015, 2022
Gator	4	3-1-0	.750	1953, 1965, 1973, 2007
Cotton	4	0-4-0	.000	1938, 1994, 2005, 2008
Alamo	3	1-2-0	.333	1996, 2001, 2009
Independence	3	1-2-0	.333	1986, 1998, 2023
Holiday	2	2-0-0	1.000	2004, 2013
Tangerine	2	1-1-0	.500	1977, 02
Liberty	1	1-0	1.000	2021
Birmingham	1	0-1-0	.000	2017
TicketCity	1	1-0-0	1.000	2010
Insight	1	1-0-0	1.000	2006
All-American	1	1-0-0	1.000	1989
Bluebonnet	1	0-1-0	.000	1976
Copper	1	1-0-0	1.000	1995
Peach	1	0-0-1	.000	1974
Raisin	1	0-1-0	.000	1949

INDIVIDUAL BOWL HONORS

Year	Player	Bowl	Award
2023	Behren Morton	Independence Bowl	Offensive MVP
	Jacob Rodriguez	Independence Bowl	Defensive MVP
2022	Tyler Shough	Texas Bowl	Most Valuable Player
2021	Donovan Smith	Liberty Bowl	Most Valuable Player, Offensive MVP
	Tyree Wilson	Liberty Bowl	Defensive MVP
2013	Davis Webb	Holiday Bowl	Offensive MVP
	Will Smith	Holiday Bowl	Defensive MVP
2012	Seth Doege	Meineke Car Care	Most Valuable Player
2010	Taylor Potts	TicketCity Bowl	Most Valuable Player
2007	Graham Harrell	Gator Bowl	Most Valuable Player
2006	Graham Harrell	Insight Bowl	Offensive MVP
	Antonio Huffman	Insight Bowl	Defensive MVP
2005	David Schaefer	Cotton Bowl	Scholar Athlete
2004	Sonny Cumbie	Holiday Bowl	Offensive MVP
	Vincent Meeks	Holiday Bowl	Defensive MVP
2003	B.J. Symons	Houston Bowl	Most Valuable Player
	Adell Duckett	Houston Bowl	Defensive MVP
2002	Kliff Kingsbury	Tangerine Bowl	Most Valuable Player
	John Saldi	Tangerine Bowl	Team Defensive MVP
2001	Anton Paige	Alamo Bowl	Fred Jacoby Sportsmanship Award
1998	Keith Cockrum	Independence Bowl	Scholar-Athlete Award
1996	Shane Dunn	Alamo Bowl	Fred Jacoby Sportsmanship Award
1995	Byron Hanspard	Cotton Bowl	Most Valuable Player
1993	Shawn Jackson	John Hancock Bowl	Most Valuable Lineman
1989	James Gray	All-American Bowl	Most Valuable Player
1986	James Mosley	Independence Bowl	Outstanding Def. Player
1976	Rodney Allison	Bluebonnet Bowl	Most Valuable Back
1974	Larry Isaac	Peach Bowl	Outstanding Offensive Player
1972	Georgia Smith	Sun Bowl	Most Valuable Player
	Ecomet Burley	Sun Bowl	Most Valuable Lineman
1965	Donny Anderson	Gator Bowl	Most Valuable Player
1954	Bobby Cavazos	Gator Bowl	Most Valuable Player
1942	Ty Bain	Sun Bowl	Most Valuable Player
1938	Elmer Tarbox	Cotton Bowl	Outstanding Player



▲ One of the most iconic images in school history, **MIKE SMITH** waves the Texas Tech flag at midfield after the Red Raiders upset No. 4 Cal in the 2004 Holiday Bowl.

SINGLE-GAME TEAM RECORDS

Most Net Rushing Yards	361, vs. Air Force, 1995 Copper Bowl
Highest Average per Rush	9.3, vs. Air Force, 1995 Copper Bowl
Most Passing Attempts	60, vs. California, 2004 Holiday Bowl
Most Completions	41, vs. Navy, 2003 Houston Bowl
Most Interceptions	5, vs. St. Mary's, 1939 Cotton Bowl
Highest Completion Percentage	77.4 vs. Navy, 2003 Houston Bowl
Most Passing Yards	520, vs. California, 2004 Holiday Bowl
Most TD Passes	5 vs. Clemson, 2002 Tangerine Bowl
Most Plays (Total Offense)	88, vs. Ole Miss, 2022 TaxAct Texas Bowl
Most Yards (Total Offense)	606, vs. Air Force, 1995 Copper Bowl
Most Points	55, vs. Air Force, 1995 Copper Bowl
	55, vs. Clemson, 2002 Tangerine Bowl
Most Points Allowed	55, vs. USC, 1995 Cotton Bowl
Most Touchdowns	7, vs. Air Force, 1995 Copper Bowl
	7, vs. Duke, 1989 All-American Bowl
Most Field Goals	3, vs. Ole Miss, 2022 TaxAct Texas Bowl
Most Points in One Quarter	24 (4th), vs. Minnesota, 2006 Insight Bowl
Most Points in One Half	34, vs. Clemson, 2002 Tangerine Bowl
Most First Downs	30, vs. Navy, 2003 Houston Bowl
	30, vs. California, 2004 Holiday Bowl
Most Penalties Against	12, vs. Pacific, 1952 Sun Bowl
Most Yards Penalized	127, vs. Navy, 2003 Houston Bowl
Most Fumbles Lost	3, vs. Four Teams

BOWL RECORDS | SINGLE-GAME INDIVIDUAL HONORS

RUSHING

Most Attempts

33	James Gray vs. Duke	1989 All-American
27	Byron Morris vs. Oklahoma	1993 John Hancock
25	Tyler Shough vs. Ole Miss	2022 TaxAct Texas
24	Byron Hanspard vs. Air Force	1995 Copper

Most Net Yards

280	James Gray vs. Duke	1989 All-American
260	Byron Hanspard vs. Air Force	1995 Copper
172	George Smith vs. North Carolina	1972 Sun

Highest Average Per Carry (10 carry min.)

12.3	George Smith vs. North Carolina	1972 Sun
10.9	Bobby Cavazos vs. Auburn	1953 Gator
10.8	Byron Hanspard vs. Air Force	1995 Copper

Most Rushing TDs

4	James Gray vs. Duke	1989 All-American
4	Byron Hanspard vs. Air Force	1995 Copper
3	Bobby Cavazos vs. Auburn	1953 Gator
3	George Smith vs. North Carolina	1972 Sun

Longest Rushing TD

86	Eric Stephens vs. Northwestern	2010 TicketCity
----	--------------------------------	-----------------

PASSING

Most Attempts

69	Graham Harrell vs. Virginia	2007 Gator
60	Sonny Cumbie vs. California	2004 Holiday
59	Nic Shimonek vs. South Florida	2017 Birmingham

Most Completions

44	Graham Harrell vs. Virginia	2007 Gator
43	Taylor Potts vs. Northwestern	2010 TicketCity
41	B.J. Symons vs. Navy	2003 Houston

Highest Percentage of Completions (10 attempt min.)

77.4	B.J. Symons vs. Navy	2003 Houston
74.4	Kliff Kingsbury vs. Clemson	2002 Tangerine
72.7	Joe Barnes vs. Tennessee	1973 Gator

Most Yards Gained

520	Sonny Cumbie vs. California	2004 Holiday
497	B.J. Symons vs. Navy	2003 Houston
445	Graham Harrell vs. Minnesota	2006 Insight

Most TD Passes

4	Kliff Kingsbury vs. East Carolina	2000 Gallery Furniture
4	B.J. Symons vs. Navy	2003 Houston
4	Graham Harrell vs. Mississippi	2008 Cotton
4	Taylor Potts vs. Northwestern	2010 TicketCity
4	Davis Webb vs. Arizona State	2013 Holiday
4	Patrick Mahomes II vs. LSU	2015 Texas

RECEIVING

Most Receptions

11	Joel Filani vs. Minnesota	2006 Insight
11	Darrin Moore vs. Minnesota	2012 Meineke
11	Keke Coutee vs. South Florida	2017 Birmingham
10	Eric Morris vs. Mississippi	2008 Cotton
10	Lyle Leong vs. Northwestern	2010 TicketCity

Most Yards Gained

187	Keke Coutee vs. South Florida	2017 Birmingham
162	Joel Filani vs. Minnesota	2006 Insight
147	Darrell Jones vs. East Carolina	2000 GalleryFurniture
	Trey Haverty vs. California	2004 Holiday

Most TD Receptions

3	Jakeem Grant vs. LSU	2015 Texas
2	Billy Taylor vs. Nebraska	1976 Bluebonnet
	Derek Dorris vs. East Carolina	2000 Gallery Furniture
	Mickey Peters vs. Navy	2003 Houston
	Jarrett Hicks vs. California	2004 Holiday
	Edward Britton vs. Mississippi	2008 Cotton
	Lyle Leong vs. Northwestern	2010 TicketCity
	Jakeem Grant vs. Arizona State	2013 Holiday

TOTAL OFFENSE

Most Offensive Plays

73	Graham Harrell vs. Virginia	2007 Gator
69	Patrick Mahomes II vs. LSU	2015 Texas
65	Tyler Shough vs. Ole Miss	2022 TaxAct Texas
64	Graham Harrell vs. Mississippi	2008 Cotton
63	Nic Shimonek vs. South Florida	2017 Birmingham
62	Sonny Cumbie vs. California	2004 Holiday

Most Yards

514	Sonny Cumbie vs. California	2004 Holiday
500	B.J. Symons vs. Navy	2003 Houston
439	Graham Harrell vs. Minnesota	2006 Insight

Most Points Scored

24	James Gray vs. Duke	1989 All-American
24	Byron Hanspard vs. Air Force	1995 Copper
18	Bobby Cavazos vs. Auburn	1953 Gator
18	George Smith vs. North Carolina	1972 Sun
18	Jakeem Grant vs. LSU	2015 Texas
18	Keke Coutee vs. South Florida	2017 Birmingham

SPECIAL TEAMS

Most FGs made

3	Trey Wolff vs. Ole Miss	2022 Texas
2	Brian Hall vs. Vanderbilt	1974 Peach
	Tony Rogers vs. Air Force	1995 Copper
	Robert Treece vs. Iowa	2001 Alamo
	Robert Treece vs. Clemson	2002 Tangerine
	Matt Williams vs. Michigan State	2009 Alamo
	Ryan Bustin vs. Minnesota	2012 Meineke
	Clayton Hatfield vs. South Florida	2017 Birmingham
	Jonathan Garibay vs. Mississippi	2021 Liberty
	Gino Garcia vs. California	2023 Independence

Most PATs

7	Tony Rogers vs. Air Force	1995 Copper
6	Alex Trlica vs. California	2004 Holiday
	Matt Williams vs. Northwestern	2010 TicketCity

Longest FG

52	Alex Trlica vs. Minnesota	2006 Insight
50	Clinton Greathouse vs. Iowa	2001 Alamo

Kickoff Return For Touchdown

1	Jakeem Grant vs. Minnesota	2012 Meineke
1	Reginald Davis vs. Arizona State	2013 Holiday
1	Loic Fouonji vs. Ole Miss	2022 TaxAct Texas

TEXAS TECH IN THE COACHES POLLS



▲ TEXAS TECH posted back-to-back wins over top-10 teams in 2008 to start the season 10-0 and earn a No. 2 ranking in the coaches' poll, its highest in program history.

2023	Preseason	24	December 4	15	November 15	5
2013			November 27	16	November 8	5
	September 22	25	November 20	17	November 1	5
	September 29	22	November 13	19	October 25	6
	October 6	21	November 6	13	October 18	9
	October 13	15	October 30	17	October 11	10
	October 20	9	October 23	16	October 4	18
	October 27	15	October 16	8	September 20	19
	November 3	23	October 9	11	September 13	16
2012			October 2	13		
	September 30	24	September 25	13	1974	
	October 14	20	September 18	16	November 11	18
	October 21	17	September 11	19	October 28	13
	October 28	20	September 4	19	October 21	15
	November 11	25	Preseason	21	October 7	7
2011			2004		September 30	7
	October 23	22	Final	17	1973	
2009			December 5	21	Final	11
	Final	23	November 28	20	December 3	11
	October 18	24	November 7	25	November 26	13
2008			October 17	24	November 19	13
	Final	12	2003		November 12	12
	December 7	8	October 12	23	November 5	14
	November 30	8	2002		October 29	17
	November 23	8	November 17	23	October 22	16
	November 16	2	1998		1972	
	November 9	2	October 18	25	November 6	15
	November 2	3	October 11	23	October 30	16
	October 26	5	1995		1968	
	October 19	6	Final	20	November 11	18
	October 12	5	December 4	25	October 21	19
	October 5	7	October 30	24	October 14	15
	September 28	8	October 23	25	1965	
	September 21	9	1989		November 29	10
	September 14	10	Final	16	November 22	9
	September 7	12	December 4	19	November 15	9
	August 31	13	November 20	17	November 1	9
	Preseason	14	November 13	19	1954	
2007			November 6	19	October 4	18
	Final	23	1977		September 27	12
	November 18	24	November 14	16	1953	
	October 14	21	October 24	13	Final	12
2006			October 17	13	November 23	11
	October 1	24	October 10	15		
	September 24	24	October 3	16	COACHES POLL BREAKDOWN	
	September 10	22	September 26	19	Total Number of Weeks Ranked	121
	September 3	24	September 19	6	Total Number of Weeks Ranked In Top 10	27
	August 20	25	September 12	8	Seasons Ranked In The Final Poll	10
	Preseason	25	1976		Highest Final Ranking	11 (1973)
2005			Final	13	Consecutive Weeks Ranked	25 (2004-2006)
	Final	19	November 29	8	Highest Ranking	2 (Nov. 9, 16 2008)
			November 22	10		

PREVIEW

RED RAIDERS

STAFF

'23 REVIEW

HISTORY

RECORDS

TEXAS TECH

TEXAS TECH IN THE ASSOCIATED PRESS POLL

2018	September 23	24	November 6	13	October 12	10	
			October 30	16	October 5	15	
2017			October 23	17	September 28	17	
	October 8	24	October 16	10	September 21	20	
2013			October 9	13	1974		
	September 15	25	October 2	15		November 11	20
	September 22	24	September 25	16		November 4	19
	September 29	20	September 18	19		October 28	13
	October 6	20	September 11	19		October 21	11
	October 13	20	September 6	21		October 14	17
	October 20	16	August 20	21	October 7	9	
	October 27	10	2004		September 30	10	
	November 3	15		Final	18	1973	
2012			December 5	23	Final		11
	October 14	18	November 28	24	December 3	11	
	October 21	15	2002		November 26	12	
	October 28	20		November 17	24	November 19	12
	November 4	25	1998		November 12	12	
	November 11	23		October 19	25	November 5	12
2011			October 12	22	October 29	15	
	October 23	19	1995		October 22	18	
2009				Final	23	September 10	20
	Final	21	October 31	23	Preseason (Date N/A)	20	
	October 18	21	October 24	22	1972		
2008			October 17	25		November 20	20
	Final	12	October 10	25	November 6	15	
	December 7	8	September 26	24	October 30	18	
	November 30	8	1989		1970		
	November 23	7		Final		19	December 7
	November 16	2	December 12	24	November 16	19	
	November 9	2	December 5	25	October 12	17	
	November 2	2	November 28	25	1968		
	October 26	6	November 21	18		October 21	19
	October 19	8	November 14	20	October 14	15	
	October 12	7	November 7	23	1967		
	October 5	7	1977			October 2	10
	September 28	7		November 14	16	1965	
	September 21	10	November 7	18	November 29		10
	September 14	11	October 24	14	November 22	10	
	September 7	12	October 17	13	November 15	9	
	September 2	12	October 10	15	1955		
	August 16	12	October 3	17		September 19	12
2007			September 26	13	1954		
	Final	22	September 19	7		October 11	20
	October 14	22	September 12	8	September 27	17	
2006			Preseason (Date N/A)	8	September 20	14	
	September 10	24	1976		Preseason (Date N/A)	19	
	September 5	24		Final	13	1953	
	August 18	25	November 30	9	Final		12
2005			November 23	9	November 23	14	
	Final	20	November 16	5	November 16	17	
	December 4	18	November 9	5	November 9	19	
	November 27	18	November 2	5	1940		
	November 20	18	October 26	6		November 25	18
	November 13	21	October 19	8	November 18	20	



▲ The popular COLLEGE GAMEDAY pregame show made an appearance in Lubbock during the 2008 season.

ASSOCIATED PRESS POLL BREAKDOWN	
Total Number of Weeks Ranked	139
Total Number of Weeks Ranked In Top 10	31
Seasons Ranked In The Final Poll	11
Highest Final Ranking	11 (1973, 1938)
Consecutive Weeks Ranked	20 (2004-2006)
Highest Ranking	2 (Nov. 2, 9, 16 2008)

MISCELLANEOUS RECORDS



▲ TEXAS TECH is set to kickoff the 2024 season at home versus Abilene Christian on Aug. 31. The Red Raiders own a 21-game win streak versus FCS opponents.

SEASON OPENERS (68-28-3)

Year	Opponent	W/L	TT	OPP
2023	at Wyoming	L ^{20T}	33	35
2022	Murray State	W	63	10
2021	Houston	W	38	21
2020	Houston Baptist	W	35	33
2019	Montana State	W	45	10
2018	Ole Miss	L	27	47
2017	Eastern Washington	W	56	10
2016	Stephen F. Austin	W	69	17
2015	Sam Houston State	W	59	45
2014	Central Arkansas	W	42	35
2013	at SMU	W	41	23
2012	Northwestern State	W	44	6
2011	Texas State	W	50	10
2010	SMU	W	35	27
2009	North Dakota	W	38	13
2008	Eastern Washington	W	49	24
2007	at SMU	W	49	9
2006	SMU	W	35	3
2005	Florida International	W	56	3
2004	at SMU	W	27	13
2003	SMU	W	58	10
2002	at Ohio State	L	21	45
2001	New Mexico	W	42	30
2000	New Mexico	W	24	3
1999	at Arizona State	L	13	31
1998	Texas-El Paso	W	35	3
1997	at Tennessee	L	17	52
1996	at Kansas State	L	14	21
1995	at Penn State	L	23	24
1994	New Mexico	W	37	31
1993	Pacific	W	55	7
1992	Oklahoma	L	9	34
1991	Cal State Fullerton	W	41	7
1990	at Ohio State	L	10	17
1989	Arizona	W	24	14
1988	North Texas	L	24	29
1987	at Florida State	L	16	40
1986	Kansas State	W	41	7
1985	New Mexico	W	32	31
1984	Texas-Arlington	W	44	7
1983	at Air Force	L	13	28
1982	at New Mexico	L	0	14
1981	at Colorado	L	27	45
1980	Texas-El Paso	W	35	7
1979	Southern Cal	L	7	21

1978	at Southern Cal	L	9	17
1977	at Baylor	W	17	7
1976	Colorado	W	24	7
1975	Florida State	W	31	20
1974	Iowa State	W	24	3
1973	Utah	W	29	22
1972	Utah	W	45	2
1971	at Tulane	L	9	15
1970	Tulane	W	21	14
1969	Kansas	W	38	22
1968	Cincinnati	T	10	10
1967	Iowa State	W	52	0
1966	at Kansas	W	23	7
1965	Kansas	W	26	7
1964	Mississippi State	W	27	7
1963	Washington State	W	16	7
1962	West Texas State	L	27	30
1961	at Mississippi State	L	0	6
1960	West Texas State	W	38	14
1959	at Texas A&M	W	20	14
1958	at Texas A&M	W	15	14
1957	West Texas State	L	0	19
1956	Texas Western	L	13	17
1955	at Texas	W	20	14
1954	at Texas A&M	W	41	9
1953	West Texas State	W	40	14
1952	West Texas State	W	48	7
1951	West Texas State	W	46	7
1950	Texas	L	14	28
1949	Abilene Christian	W	20	0
1948	West Texas State	W	19	0
1947	at Texas	L	0	33
1946	West Texas State	W	26	14
1945	Southwestern	W	7	0
1944	Lubbock AAF	L	13	27
1943	Lubbock AAF	W	26	14
1942	West Texas State	W	39	0
1941	Abilene Christian	W	34	0
1940	at Oklahoma A&M	T	6	6
1939	at Texas Mines	L	2	7
1938	Montana State	W	35	0
1937	Arizona State	W	6	0
1936	at Texas Wesleyan	W	26	7
1935	at Hardin-Simmons	W	9	0
1934	Texas	L	6	12
1933	SMU	L	0	14
1932	Panhandle A&M	W	44	0

1931	at WT Teachers	W	21	0
1930	Wayland	L	0	6
1929	Wayland	W	19	0
1928	Schreiner	W	7	0
1927	Panhandle A&M	W	62	0
1926	at McMurry	W	7	0
1925	McMurry	T	0	0

Longest Win Streak: 15 Games (2003-17)

Longest Losing Streak: 3 Games (twice)

HOME OPENERS (77-19-3)

Year	Opponent	W/L	TT	OPP
2023	Oregon	L	30	38
2022	Murray State	W	63	10
2021	Stephen F. Austin	W	28	22
2020	Houston Baptist	W	35	33
2019	Montana State	W	45	10
2018	Lamar	W	77	0
2017	Eastern Washington	W	56	10
2016	Stephen F. Austin	W	69	17
2015	Sam Houston State	W	59	45
2014	Central Arkansas	W	42	35
2013	Stephen F. Austin	W	61	13
2012	Northwestern State	W	44	6
2011	Texas State	W	50	10
2010	SMU	W	35	27
2009	North Dakota	W	38	13
2008	Eastern Washington	W	49	24
2007	UTEP	W	45	31
2006	SMU	W	35	3
2005	Florida International	W	56	3
2004	TCU	W	70	35
2003	SMU	W	58	10
2002	Mississippi	W	42	28
2001	New Mexico	W	42	30
2000	New Mexico	W	24	3
1999	North Texas	L	14	21
1998	Texas-El Paso	W	35	3
1997	Southwestern La.	W	59	14
1996	Utah State	W	58	20
1995	Missouri	W	41	14
1994	New Mexico	W	37	31
1993	Pacific	W	55	7
1992	Oklahoma	L	9	34
1991	Cal State Fullerton	W	41	7
1990	Houston	L	35	51

PREVIEW

RED RAIDERS

STAFF

'23 REVIEW

HISTORY

RECORDS

TEXAS TECH

MISCELLANEOUS RECORDS

1989	Arizona	W	24	14
1988	North Texas	L	24	29
1987	Colorado State	W	33	24
1986	Kansas State	W	41	7
1985	New Mexico	W	32	31
1984	Texas-Arlington	W	44	7
1983	Texas A&M	W	3	0
1982	Air Force	W	31	30
1981	New Mexico	W	28	21
1980	Texas-El Paso	W	35	7
1979	Southern Cal	L	7	21
1978	Arizona	W	41	26
1977	New Mexico	W	29	14
1976	Colorado	W	24	7
1975	Florida State	W	31	20
1974	Iowa State	W	24	3
1973	Utah	W	29	22
1972	Utah	W	45	2
1971	New Mexico	L	10	13
1970	Tulane	W	21	14
1969	Kansas	W	38	22
1968	Cincinnati	T	10	10
1967	Iowa State	W	52	0
1966	Texas	L	21	31
1965	Kansas	W	26	7
1964	Mississippi State	W	27	7
1963	Washington State	W	16	7
1962	West Texas State	L	27	30
1961	Texas A&M	L	7	38
1960	West Texas State	W	38	14
1959	Oregon State	W	15	14
1958	West Texas State	W	32	7
1957	West Texas State	L	0	19
1956	Texas Western	L	13	17
1955	TCU	L	0	32
1954	West Texas State	W	33	7
1953	West Texas State	W	40	14
1952	West Texas State	W	48	7
1951	West Texas State	W	46	7
1950	Texas	L	14	28
1949	Abilene Christian	W	20	0
1948	West Texas State	W	19	0
1947	West Texas State	W	21	13

1946	West Texas State	W	26	14
1945	Southwestern	W	7	0
1944	Lubbock AAF	L	13	27
1943	Lubbock AAF	W	26	14
1942	West Texas State	W	39	0
1941	Abilene Christian	W	34	0
1940	Loyola of Coast	W	19	0
1939	Gonzaga	L	0	6
1938	Montana State	W	35	0
1937	Arizona State	W	6	0
1936	TCU	W	7	0
1935	Daniel Baker	W	27	6
1934	Texas	L	6	12
1933	SMU	L	0	14
1932	Panhandle A&M	W	44	0
1931	Colorado Mines	W	46	0
1930	Wayland	L	0	6
1929	Wayland	W	19	0
1928	Schreiner	W	7	0
1927	Panhandle A&M	W	62	0
1926	Schreiner	T	0	0
1925	McMurry	T	0	0

Longest Win Streak: 23 Games (2000-2022)

Longest Losing Streak: 3 Games (1955-57)

HOMECOMING (57-34-3)

Year	Opponent	W/L	TT	OPP
2023	Kansas State	L	21	38
2022	West Virginia	W	48	10
2021	TCU	L	31	52
2020	West Virginia	W	34	27
2019	Iowa State	L	24	34
2018	Kansas	W	48	16
2017	Iowa State	L	13	31
2016	West Virginia	L	17	48
2015	Iowa State	W	66	31
2014	Kansas	W	34	21
2013	Iowa State	W	42	35
2012	West Virginia	W	49	14
2011	Kansas State	L	34	41
2010	Missouri	W	24	17
2009	Kansas State	W	66	14
2008	Nebraska	W (ot)	37	31
2007	Iowa State	W	42	17
2006	Missouri	L	21	38
2005	Kansas State	W	59	20
2004	Nebraska	W	70	10
2003	Iowa State	W	52	21
2002	Missouri	W	52	38
2001	Kansas	L (ot)	31	34
2000	Baylor	W	28	0
1999	Colorado	W	31	10
1998	Oklahoma State	W	24	17
1997	Kansas	W	17	7
1996	Baylor	W	45	24
1995	Rice	W	31	26
1994	SMU	W	35	7
1993	Rice	W	45	16
1992	Baylor	W	36	17
1991	TCU	L	16	30
1990	Baylor	L	15	21
1989	Arkansas	L	13	45

1988	Baylor	W	36	6
1987	Arkansas	L	0	31
1986	Baylor	L	14	45
1985	TCU	W	63	7
1984	Baylor	L	9	18
1983	Rice	W	14	3
1982	Baylor	L	23	24
1981	TCU	T	39	39
1980	SMU	W	14	0
1979	TCU	T	3	3
1978	Baylor	W	27	9
1977	TCU	W	49	17
1976	SMU	W	34	7
1975	Rice	W	28	24
1974	TCU	W	28	0
1973	SMU	W	31	14
1972	TCU	L	7	31
1971	Rice	L	7	9
1970	SMU	W	14	10
1969	Rice	W	24	14
1968	SMU	L	18	39
1967	Rice	W	24	10
1966	SMU	L	7	24
1965	Rice	W	27	0
1964	Arkansas	L	0	17
1963	Rice	L	3	17
1962	SMU	L	0	14
1961	Rice	L	7	42
1960	SMU	W	28	7
1959	Houston	W	27	0
1958	Arkansas	L	8	14
1957	Tulsa	L	0	3
1956	Oklahoma A&M	T	13	13
1955	Arizona	W	25	7
1954	Tulsa	W	55	13
1953	Arizona	W	52	27
1952	Houston	L	7	20
1951	Arizona	W	41	0
1950	Tulsa	L	7	39
1949	Baylor	L	7	28
1948	Rice	L	7	14
1947	Hardin-Simmons	W	14	6
1946	Baylor	W	13	6
1945	TCU	W	12	0
1944	SMU	L	6	7
1943	N. Tex. Agr. (Marines)	L	14	34
1942	TCU	W	13	6
1941	Creighton	W	13	6
1940	Wake Forest	W	12	7
1939	Marquette	L	19	22
1938	Gonzaga	W	7	0
1937	Duquesne	W	13	0
1936	Centenary	W	12	6
1935	Arizona	L	6	7
1934	DePaul	W	48	19
1933	Hardin-Simmons	W	7	0
1932	Baylor	W	14	2
1931	New Mexico	W	32	6
1930	Hardin-Simmons	L	6	20

Longest Win Streak: 9 Games (1992-00)

Longest Losing Streak: 4 Games (1961-64)



▲ ZECH MCPHEARSON

MISCELLANEOUS RECORDS



▲ TEXAS TECH defeated TCU, 35-28, last season in one of two games not played on a Saturday in 2023. All 12 regular season games are set for Saturday in 2024.

ALL-TIME NON-SATURDAY GAMES
SUNDAY (0-1)

Date	Opponent	Result
12/4/1988	vs. Oklahoma State	L, 42-45

MONDAY (2-3)

Date	Opponent	Result
9/3/2007	at SMU	W, 49-9
9/6/1999	at Arizona State	L, 13-31
11/11/1940	CENTENARY	W, 26-6
11/11/1935	ARIZONA	L, 6-7
11/11/1929	ABILENE CHRISTIAN	L, 3-7

TUESDAY (2-2)

Date	Opponent	Result
10/13/1931	at Haskell Indians	L, 0-8
11/11/1930	ABILENE CHRISTIAN	W, 53-7
11/19/1929	HOWARD PAYNE	L, 0-24
9/21/1926	at McMurry	W, 7-0

WEDNESDAY (1-3)

Date	Opponent	Result
11/11/1931	at Texas Mines	L, 12-14
11/19/1930	at Howard Payne	L, 7-26
11/11/1925	at Abilene Christian	W, 10-7
11/18/1925	at Howard Payne	L, 0-29

THURSDAY (18-14)

Date	Opponent	Result
11/2/2023	TCU	W, 35-28
10/11/2018	at TCU	W, 17-14
9/29/2016	KANSAS	W, 55-19
11/26/2015	at Texas	W, 48-45
9/25/2014	at Oklahoma State	L, 35-45
11/28/2013	at Texas	L, 16-41
9/12/2013	No. 24 TCU	W, 20-10
9/8/1994	No. 1 NEBRASKA	L, 16-42
9/3/1992	No. 15 OKLAHOMA	L, 9-34
9/13/1990	No. 18 HOUSTON	L, 35-51
11/27/1969	at No. 2 Arkansas	L, 0-33
10/12/1967	TEXAS A&M	L, 24-28
11/26/1942	at Arizona	W, 13-7
11/21/1940	at Saint Louis	W, 7-6

11/11/1937	DUQUESNE	W, 13-0
11/25/1937	CREIGHTON	W, 27-0
11/12/1936	at Loyola at Coast	L, 7-26
11/26/1936	at Loyola at South	L, 0-14
11/28/1935	DETROIT	L, 7-12
11/29/1934	at Arizona	W, 14-7
11/30/1933	KANSAS STATE	W, 6-0
11/24/1932	HARDIN-SIMMONS	L, 12-13
11/26/1931	at Hardin-Simmons	W, 6-0
11/27/1930	HARDIN-SIMMONS	L, 6-20
11/28/1929	at Hardin-Simmons	L, 0-21
11/29/1928	at West Texas A&M	W, 18-7
11/24/1927	WEST TEXAS A&M	L, 9-12
11/11/1926	ABILENE CHRISTIAN	W, 28-7
11/18/1926	HOWARD PAYNE	W, 27-6
11/25/1926	at West Texas A&M	W, 7-2
11/5/1925	WAYLAND BAPTIST	W, 120-0
11/26/1925	WEST TEXAS A&M	W, 13-12

FRIDAY (38-17-6)

Date	Opponent	Result
11/24/2023	at Texas	L, 7-57
11/29/2019	at Texas	L, 24-49
11/24/2017	at Texas	W, 27-23
11/25/2016	vs. Baylor	W, 54-35
8/30/2013	at SMU	W, 41-23
9/27/2002	at New Mexico	W, 49-0
11/25/1994	at TCU	L, 21-24
10/30/1959	at Tulane	L, 7-17
10/31/1958	at Tulane	L, 0-27
10/27/1944	at West Texas State	W, 35-6
9/24/1943	at Oklahoma A&M	L, 13-21
10/3/1941	at Oklahoma A&M	W, 16-6
10/10/1941	at Loyola of Coast	W, 14-0
10/24/1941	NEW MEXICO	W, 36-0
11/31/1941	at Miami (Fla.)	L, 0-6
10/21/1941	vs. Hardin-Simmons	W, 7-0
9/27/1940	at Oklahoma A&M	T, 6-6
10/18/1940	BYU	W, 21-20
11/1/1940	MIAMI (FLA.)	W, 61-14
10/27/1939	at Duquesne	L, 0-13
12/1/1939	at Loyola/South	W, 13-0

9/30/1938	at Duquesne	W, 7-6
11/11/1938	GONZAGA	W, 7-0
11/5/1937	at Loyola of the South	W, 25-6
10/9/1936	WICHITA STATE	L, 0-6
11/6/1936	OKLAHOMA A&M	W, 12-0
11/20/1936	DEPAUL	L, 6-13
9/20/1935	at Hardin-Simmons	W, 9-0
9/27/1935	DANIEL BAKER	W, 27-6
10/4/1935	WICHITA STATE	W, 13-7
10/25/1935	at Loyola of Coast	L, 0-16
10/5/1934	BAYLOR	W, 14-7
10/12/1934	at Oklahoma City	W, 20-0
10/26/1934	at Loyola of Coast	L, 7-12
11/2/1934	TEXAS MINES	W, 27-0
11/9/1934	HARDIN-SIMMONS	W, 13-0
11/16/1934	DEPAUL	W, 48-19
11/23/1934	NORTH DAKOTA STATE	T, 20-20
9/29/1933	SMU	L, 0-14
10/6/1933	at Dixie University	W, 33-0
10/20/1933	LOUISIANA TECH	W, 40-10
11/17/1933	BAYLOR	W, 13-0
10/7/1932	AUSTIN COLLEGE	W, 64-0
10/14/1932	ARIZONA	W, 21-0
10/28/1932	NOTRE DAME "B"	W, 39-0
11/4/1932	TRINITY	W, 79-0
11/11/1932	BAYLOR	W, 14-2
9/25/1931	at West Texas Teachers	W, 21-0
11/6/1931	ABILENE CHRISTIAN	W, 26-6
11/20/1931	NEW MEXICO	W, 32-6
10/3/1930	NEW MEXICO A&M	W, 14-0
10/17/1930	TEXAS MINES	L, 0-31
9/27/1929	WAYLAND BAPTIST	W, 19-0
12/6/1929	at West Texas Teachers	L, 0-20
11/2/1928	at Daniel Baker	T, 0-0
10/28/1927	TEXAS A&M	L, 6-47
11/11/1927	at Abilene Christian	L, 3-6
10/8/1926	ST. EDWARD'S	W, 7-6
10/15/1926	at Hardin-Simmons	T, 0-0
11/5/1926	at Daniel Baker	T, 0-0
10/9/1925	AUSTIN COLLEGE	T, 3-3

Editor's Note: Only regular-season games are listed.

MISCELLANEOUS RECORDS

LARGEST COME-FROM-BEHIND VICTORIES (since 1960)

Date	Opponent	Largest Deficit	Score	Time (QTR)	Result
Dec. 29, 2006	vs. Minnesota*	31	38-7	7:47 (3rd)	W, 44-41 (OT)
Sept. 25, 2004	at Kansas	25	30-5	0:48 (2nd)	W, 31-30
Sept. 18, 2004	TCU	21	21-0	8:06 (2nd)	W, 70-35
Sept. 7, 1985	New Mexico	21	31-10	4:16 (3rd)	W, 32-31
Oct. 1, 2011	at Kansas	20	20-0	3:39 (1st)	W, 45-34
Nov. 26, 2022	Oklahoma	18	24-6	6:25 (2nd)	W, 51-48 (OT)
Oct. 5, 2002	at #23 Texas A&M	18	35-17	6:57 (3rd)	W, 48-47 (OT)
Nov. 18, 2006	Oklahoma State	17	17-0	9:36 (2nd)	W, 30-24
Sept. 3, 1994	New Mexico	17	17-0	8:05 (2nd)	W, 37-31
Oct. 29, 1988	Texas	17	32-15	3:41 (3rd)	W, 33-32
Sept. 20, 1969	Kansas	16	16-0	14:14 (2nd)	W, 38-22
Nov. 18, 2023	UCF	14	14-0	0:11 (1st)	W, 24-23
Sept. 24, 2022	#22 Texas	14	31-17	4:27 (3rd)	W, 37-34 (OT)
Sept. 4, 2021	vs. Houston	14	21-7	0:23 (2nd)	W, 38-21
Nov. 14, 2020	Baylor	14	20-6	11:04 (3rd)	W, 24-23
Sept. 24, 2011	Nevada	14	28-14	5:29 (3rd)	W, 35-34
Nov. 6, 2010	at #14 Missouri	14	17-3	5:10 (2nd)	W, 27-17
Nov. 29, 2008	Baylor	14	28-14	11:04 (3rd)	W, 35-28
Jan. 1, 2008	vs. Virginia	14	28-14	11:26 (4th)	W, 31-28
Sept. 8, 2007	UTEP	14	28-14	6:03 (2nd)	W, 45-31
Nov. 1, 2003	Colorado	14	14-0	4:11 (1st)	W, 26-21
Nov. 16, 2002	#3 Texas	14	14-0	2:21 (1st)	W, 42-38
Nov. 1, 1969	Rice	14	14-0	7:24 (2nd)	W, 24-14
Nov. 9, 1968	TCU	14	14-0	1:43 (1st)	W, 31-14
Oct. 24, 1992	SMU	13	13-0	5:58 (1st)	W, 39-25
Oct. 21, 1989	Rice	13	13-0	2:29 (1st)	W, 41-25
Oct. 19, 2013	at West Virginia	11	27-16	4:36 (3rd)	W, 37-27
Nov. 20, 1999	Oklahoma	11	21-10	2:05 (2nd)	W, 38-28
Oct. 6, 1979	Texas A&M	11	20-9	5:14 (3rd)	W, 21-20
Oct. 30, 1976	#15 Texas	11	21-10	13:07 (3rd)	W, 31-28
Dec. 2, 1961	West Texas State	11	14-3	-- (1st)	W, 16-14
Oct. 2, 1999	Texas A&M	10	10-0	3:52 (1st)	W, 21-19
Oct. 10, 1998	Oklahoma State	10	10-0	0:40 (1st)	W, 24-17
Oct. 12, 1996	at Kansas	10	17-7	2:29 (2nd)	W, 30-17
Sept. 12, 1992	Wyoming	10	17-7	13:49 (2nd)	W, 49-32
Nov. 16, 1991	at Baylor	10	17-7	4:42 (2nd)	W, 31-24
Oct. 7, 1989	#19 Texas A&M	10	24-14	1:14 (3rd)	W, 27-24
Sept. 18, 1982	Air Force	10	27-17	4:32 (3rd)	W, 31-20
Nov. 10, 1973	at TCU	10	10-0	1:07 (1st)	W, 24-10
Nov. 24, 1973	at Arkansas	10	10-0	14:16 (2nd)	W, 24-17
Oct. 2, 1965	Texas A&M	10	10-0	-- (2nd)	W, 20-16
Nov. 24, 2017	at Texas	10	20-10	0:09 (2nd)	W, 27-23
Nov. 22, 2014	at Iowa State	10	24-14	10:57 (3rd)	W, 34-31
Oct. 5, 2013	at Kansas	10	10-0	7:18 (1st)	W, 54-16
Oct. 20, 2012	at #21 TCU	10	17-7	8:13 (2nd)	W, 56-53 (3 OT)
Sept. 3, 2011	Texas State	10	10-0	1:36 (1st)	W, 50-10
Oct. 23, 2010	at Colorado	10	24-14	4:43 (3rd)	W, 27-24
Nov. 28, 2009	vs. Baylor	10	13-3	12:42 (3rd)	W, 20-13

LARGEST DEFICIT BY OPPONENT

Opponent	Largest Deficit in Win
Air Force	10
Arkansas	10
Baylor	14
Colorado	14
Houston	14
Iowa State	10
Kansas	25
Minnesota	31
New Mexico	21
Oklahoma	18
Oklahoma State	17
Rice	14
SMU	13
TCU	21
Texas	17
Texas A&M	18
Texas State	10
UCF	14
UTEP	14
Virginia	14
West Texas State	11
West Virginia	11
Wyoming	10

SINGLE-SEASON COMEBACK WINS

Year	Comeback Wins
2011	3
1969	2
1973	2
1989	2
1992	2
1999	2
2002	2
2004	2
2006	2
2008	2
2010	2
2013	2
2022	2

▼ **TEXAS TECH** set the NCAA record for largest come-from-behind victory in bowl history in 2006 when the Red Raiders rallied from 31 points down to top Minnesota in the Insight Bowl.



MISCELLANEOUS RECORDS

LARGEST HALFTIME COME-FROM-BEHIND VICTORIES (10 or more points)

Date	Opponent	Halftime Deficit	Score	Result	Game-Winning Play
Dec. 29, 2006	vs. Minnesota	28	35-7	W, 44-41 (OT)	Shannon Woods 3-yard TD run (OT)
Sept. 25, 2004	at Kansas	19	30-11	W, 31-30	Taurean Henderson 70-yard TD run + Alex Trlica PAT (2:37, 4Q)
Sept. 4, 2021	vs. Houston	14	21-7	W, 38-21	Jonathan Garibay 34-yard FG (0:36, 3Q)
Jan. 1, 2008	vs. Virginia	14	21-7	W, 31-28	Alex Trlica 41-yard FG (0:02, 4Q)
Sept. 20, 1969	Kansas	13	16-3	W, 38-35	Reagan Young 3-yard TD run (0:03, 4Q)
Oct. 5, 2002	at #23 Texas A&M	11	28-17	W, 48-47 (OT)	Kliff Kingsbury to Nehemiah Glover 10-yard TD pass + Robert Treece PAT (OT)
Sept. 8, 2007	UTEP	11	28-17	W, 45-31	Graham Harrell to Grant Walker 8-yard TD pass (13:40, 4Q)
Oct. 2, 1965	Texas A&M	10	10-0	W, 20-16	Tom Wilson to Donny Anderson 49-yard TD pass - Jerry Shipley 7-yard lateral (1:07, 4Q)
Oct. 12, 1996	at Kansas	10	17-7	W, 30-17	Zebbie Lethridge 2-yard TD run (7:50, 4Q)
Nov. 24, 2017	at Texas	10	20-10	W, 27-23	Nic Shimonek to Cameron Batson 16-yard TD pass (1:47, 4Q)
Sept. 24, 2022	#22 Texas	10	24-14	W, 37-34 (OT)	Trey Wolff 20-yard FG (OT)

LARGEST FOURTH QUARTER COME-FROM-BEHIND VICTORIES (10 or more points)

Date	Opponent	4Q Deficit	Score	Result	Game-Winning Play
Dec. 29, 2006	vs. Minnesota	24	38-14	W, 44-41 (OT)	Shannon Woods 3-yard TD run (OT)
Oct. 5, 2002	at #23 Texas A&M	18	35-17	W, 48-47 (OT)	Kliff Kingsbury to Nehemiah Glover 10-yard TD pass + Robert Treece PAT (OT)
Oct. 29, 1988	Texas	17	32-15	W, 33-32	Billy Joe Tolliver to Eddy Anderson 46-yard TD pass + 2-pt Conversion (2:36, 4Q)
Sept. 7, 1985	New Mexico	14	31-17	W, 32-31	Ansel Cole 5-yard TD run (1:24, 4Q)
Jan. 1, 2008	vs. Virginia	14	28-14*	W, 31-28	Alex Trlica 41-yard FG (0:02, 4Q)
Oct. 6, 1979	Texas A&M	11	20-9	W, 21-20	Greg Tyler 8-yard TD run (8:21, 4Q)
Nov. 14, 2020	Baylor	11	23-12	W, 24-23	Jonathan Garibay 25-yard FG (0:00, 4Q)
Oct. 7, 1989	#19 Texas A&M	10	24-14	W, 27-24	Jamie Gill to Travis Price 35-yard TD pass (0:50, 4Q)
Sept. 18, 1982	Air Force	10	27-17	W, 31-30	Jim Hart to Leonard Harris 12-yard TD pass (5:00, 4Q)
Oct. 23, 2010	at Colorado	10	24-14	W, 27-24	Matt Williams 36-yard FG (2:08, 4Q)
Nov. 24, 2017	at Texas	10	23-13*	W, 27-23	Nic Shimonek to Cameron Batson 16-yard TD pass (1:47, 4Q)

* games where Texas Tech led by this deficit during the quarter, not at the start of it.

Editor's Note: Records date back to Texas Tech's entry into the Southwest Conference in 1960. All come-from-behind victories of 10 or more points during that time frame are listed.

MARGINS/STREAKS

CONSECUTIVE VICTORIES

Dates	Wins
Nov. 17, 2007-Nov. 8, 2008	12
Sept. 17-Nov. 26, 1938	10
Oct. 17, 1953-Sept. 25, 1954	10
Oct. 6, 1973-Sept. 14, 1974	10
Oct. 1-Nov. 19, 1932	9
Oct. 6-Nov. 30, 1933	8
Oct. 5-Nov. 21, 1940	8
Sept. 11-Nov. 13, 1976	8
Nov. 27, 2004-Oct. 15, 2005	8
Oct. 16-Nov. 25, 1937	7
Oct. 2-Nov. 13, 1965	7
Nov. 20, 2010-Oct. 1, 2011	7
Aug. 30-Oct. 19, 2013	7
Oct. 14-Nov. 25, 1978	6
Sept. 5-Oct. 10, 1998	6

CONSECUTIVE LOSSES

Dates	Losses
Nov. 17, 1956-Oct. 19, 1957	8
Sept. 22-Nov. 10, 1962	8
Oct. 26, 1929-Sept. 27, 1930	7
Dec. 31, 1949-Oct. 21, 1950	6
Sept. 27-n/a, 1952	6
Sept. 26-Oct. 31, 1981	6
Sept. 23-Oct. 21, 1944	5
Jan. 2-Oct. 13, 1956	5
Oct. 10-Nov. 7, 1959	5
Nov. 12, 1960-Oct. 7, 1961	5
Sept. 24-Oct. 22, 1966	5
Nov. 21, 1970-Sept. 25, 1971	5

Sept. 28-Nov. 2, 1985	5
Sept. 11-Oct. 9, 1993	5
Oct. 29-Nov. 25, 2011	5
Oct. 26-Nov. 28, 2013	5
Oct. 27-Nov. 24, 2018	5

CONSECUTIVE HOME VICTORIES

Dates	Wins
Sept. 24, 1994- Oct. 5, 1996	13
Nov. 25, 1939- Nov. 21, 1941	12
Nov. 17, 2007- Oct. 10, 2009	12
Sept. 15, 1973- Nov. 9, 1974	11
Nov. 6, 2004- Sept. 23, 2006	11
Oct. 27, 1945- Oct. 11, 1947	9
Oct. 2, 1999- Oct. 7, 2000	9
Oct. 19, 2002- Nov. 1, 2003	9
Oct. 8, 1926- Oct. 22, 1927	8

CONSECUTIVE ROAD VICTORIES

Dates	Wins
Nov. 22, 1952- Sept. 18, 1954	8
Nov. 26, 1932- Oct. 12, 1934	7
Oct. 30, 1937- Oct. 22, 1938	7
Sept. 23, 1972- Nov. 18, 1972	5
Oct. 6, 1973- Dec. 29, 1973	5
Sept. 25, 1976- Nov. 27, 1976	5
Jan. 1, 2008- Oct. 25, 2008	5
Nov. 6, 1954- Oct. 1, 1955	4
Nov. 8, 1997- Sept. 26, 1998	4
Jan. 1, 2011- Oct. 22, 2011	4
Dec. 28, 2012- Oct. 19, 2013	4

CONSECUTIVE CONFERENCE WINS

Dates	Wins
Oct. 13, 1973- Sept. 28, 1974	7
Nov. 17, 2007- Nov. 8, 2008	7
Oct. 16, 1993- Sept. 24, 1994	6
Oct. 2, 1965- Nov. 13, 1965	5
Oct. 10, 1970- Nov. 14, 1970	5
Oct. 9, 1976- Nov. 13, 1976	5
Oct. 21, 1978- Nov. 25, 1978	5
Nov. 18, 1967- Oct. 12, 1968	4
Oct. 25, 1975- Nov. 15, 1975	4
Oct. 11, 1986- Nov. 8, 1986	4
Oct. 21, 1989- Nov. 18, 1989	4
Nov. 9, 1991- Sept. 26, 1992	4

MISCELLANEOUS RECORDS

MARGIN OF VICTORY (OVERALL)

Year	Opponent	Score	Margin
1925	Wayland	120-0	120
1932	Trinity	79-0	79
2018	Lamar	77-0	77
1953	New Mexico A&M	71-0	71
2007	Northwestern State	75-7	68
1932	Austin College	64-0	64
1927	Panhandle A&M	62-0	62
2006	Southeastern La.	62-0	62
2004	Nebraska	70-10	60
1938	at Oklahoma City	60-0	60
2005	Sam Houston State	80-21	59
2000	Oklahoma State	58-0	58
1985	TCU	63-7	56
2005	Indiana State	63-7	56
1938	Loyola of the South	55-0	55
1990	SMU	62-7	55
2001	Stephen F. Austin	58-3	55
1939	Arizona State	54-0	54
1950	Texas Western (UTEP)	61-7	54
2005	Florida International	56-3	53
1967	Iowa State	52-0	52
1987	Rice	59-7	52
2009	Kansas State	66-14	52
2016	Stephen F. Austin	69-17	52
2002	Baylor	62-11	51
1993	Houston	58-7	51
2015	UTEP	69-20	49
2002	at New Mexico	49-0	49
1964	West Texas State	48-0	48
2013	Stephen F. Austin	61-13	48
2012	at Texas State	58-10	48
2003	at Baylor	62-14	48
2003	SMU	58-10	48
1993	Pacific	55-7	48
1940	Miami	61-14	47
1952	North Carolina St.	54-7	47
1954	Houston	61-14	47
1930	Abilene Christian	53-7	46
1931	Colorado Mines	46-0	46
1951	at New Mexico	60-14	46
2017	at Kansas	65-19	46
2017	Eastern Washington	56-10	46
2011	at New Mexico	59-13	46
2009	Rice	55-10	45
1997	Southwestern La.	59-14	45
1932	Panhandle A&M	44-0	44
2001	at Baylor	63-19	44
1972	Utah	45-2	43
2010	Weber State	64-21	43
1953	at Tulsa	49-7	42
1954	Tulsa	55-13	42
1954	at Hardin-Simmons	61-19	42
1970	UC Santa Barbara	63-21	42
2008	Massachusetts	56-14	42
1951	Arizona	41-0	41
1952	West Texas St.	48-7	41
1941	St. Louis	46-6	40
1948	Texas Western (UTEP)	46-6	40
2007	at SMU	49-9	40
2011	Texas State	50-10	40
2002	vs. Clemson*	55-15	40

MARGIN OF VICTORY (CONFERENCE)

Year	Opponent	Score	Margin
2004	Nebraska	70-10	60
1985	TCU	63-7	56
1990	SMU	62-7	55
1987	Rice	59-7	52
1993	Houston	58-7	51
2003	at Baylor	62-14	48
2017	at Kansas	65-19	46
2001	at Baylor	63-19	44
2008	at #19 Kansas	63-21	42
2005	Texas A&M	56-17	39
2005	Kansas State	59-20	39
1977	at SMU	45-7	38
2013	at Kansas	54-16	38
2008	#8 Oklahoma State	56-20	36
2016	Kansas	55-19	36
1977	Rice	42-7	35
2015	Iowa State	66-31	35
2012	#4 West Virginia	49-14	35
1969	Baylor	41-7	34
1975	at TCU	34-0	34
2006	Baylor	55-21	34
1994	vs. Houston	34-0	34
1977	TCU	49-17	32
2018	Kansas	48-16	32
1973	Baylor	55-24	31
2007	at Baylor	38-7	31
1994	Baylor	38-7	31
1988	Baylor	36-6	30
1989	TCU	37-7	30
2008	at Kansas State	58-28	30

MARGIN OF VICTORY (BIG 12 ERA)

Year	Opponent	Score	Margin
2004	Nebraska	70-10	60
2003	at Baylor	62-14	48
2017	at Kansas	65-19	46
2001	at Baylor	63-19	44
2008	at #19 Kansas	63-21	42
2005	Texas A&M	56-17	39
2005	Kansas State	59-20	39
2013	at Kansas	54-16	38
2008	#8 Oklahoma State	56-20	36
2016	Kansas	55-19	36
2015	Iowa State	66-31	35
2012	#4 West Virginia	49-14	35
2006	Baylor	55-21	34
2018	Kansas	48-16	32
2007	at Baylor	38-7	31
2008	at Kansas State	58-28	30

MARGIN OF DEFEAT

Year	Opponent	Score	Margin
2011	#2 Oklahoma State	6-66	60
2016	at Iowa State	10-66	56
2014	at #10 TCU	27-82	55
2000	#1 Nebraska	3-56	53
1999	at 10 Texas	7-58	51
1986	at #2 Miami (Fla.)	11-61	50
2023	at #7 Texas	7-57	50
2002	at #4 Oklahoma	15-60	45
2008	at #5 Oklahoma	21-65	44
1949	at Texas	0-43	43
1963	at #4 Texas	7-49	42

1969	at #4 Texas	7-49	42
1978	at #8 Arkansas	7-49	42
1941	Texas A&M	6-47	41
1994	vs. #21 USC*	14-55	41
1995	at #13 Texas	7-48	41
1945	at Oklahoma A&M	6-46	40

MARGIN OF DEFEAT (CONFERENCE)

Year	Opponent	Score	Margin
2011	#2 Oklahoma State	6-66	60
2016	at Iowa State	10-66	56
2014	at #10 TCU	27-82	55
2000	#1 Nebraska	3-56	53
1999	at 10 Texas	7-58	51
2023	at #7 Texas	7-57	50
2002	at #4 Oklahoma	15-60	45
2008	at #5 Oklahoma	21-65	44
1949	at Texas	0-43	43
1963	at #4 Texas	7-49	42
1969	at #4 Texas	7-49	42
1978	at #8 Arkansas	7-49	42
1995	at #13 Texas	7-48	41
2019	at #6 Oklahoma	16-55	39
1977	at Houston	7-45	38
2010	at #16 Oklahoma	7-45	38
2012	at #24 Oklahoma State	21-59	37
1986	at #14 Texas A&M	8-45	38
2015	at #17 Oklahoma	27-63	36
1961	Rice	7-42	35
1968	#9 Arkansas	7-42	35
1988	at Texas A&M	15-50	35
2001	at #5 Texas	7-42	35
2005	at #2 Texas	17-52	35
2021	at Texas	35-70	35
1962	#3 Texas	0-34	34
1962	#7 Arkansas	0-34	34
2011	Iowa State	7-41	34
2020	#24 Oklahoma	28-62	34
1969	at #2 Arkansas	0-33	33
1989	#7 Arkansas	13-45	32
2011	at #25 Texas	20-52	32
2014	at #22 Kansas State	13-45	32
1961	Texas A&M	7-38	31
1984	#16 SMU	0-31	31
1985	at Baylor	0-31	31
1986	#17 Baylor	14-45	31
1992	at Rice	3-34	31
1995	at #13 Texas	7-48	31
2003	at Missouri	31-62	31
2003	#1 Oklahoma	25-56	31
2007	at #15 Missouri	10-41	31
2012	at #4 Kansas State	24-55	31
2016	#20 West Virginia	17-48	31
2021	at #4 Oklahoma	21-52	31
2004	#5 Texas	21-51	30

* represents bowl games

MISCELLANEOUS RECORDS

OVERTIME GAMES (10-8)

Date	Opponent	W/L	TT	OPP	OT	GAME-WINNING SCORING PLAY
Oct. 6, 2001	Kansas	L	31	34	20T	Johnny Beck 37-yard field goal
Sept. 21, 2002	#16 N.C. State	L	48	51	OT	T.A. McLendon 8-yard touchdown run
Oct. 5, 2002	at #23 Texas A&M	W	48	47	OT	Robert Treece PAT (followed Kliff Kingsbury to Nehemiah Glover 10-yard touchdown pass)
Nov. 13, 2004	at #22 Texas A&M	L	25	32	OT	Courtney Lewis 25-yard touchdown run
Sept. 9, 2006	at UTEP	W	38	35	OT	Alex Trlica 49-yard field goal
Dec. 29, 2006	vs. Minnesota	W	44	41	OT	Shannon Woods 3-yard touchdown run
Oct. 11, 2008	Nebraska	W	37	31	OT	Eric Morris 1-yard touchdown run
Oct. 20, 2012	at #21 TCU	W	56	53	30T	Seth Doege to Alex Torres 8-yard touchdown pass
Nov. 10, 2012	Kansas	W	41	34	20T	Eric Stephens to Darrin Moore 3-yard touchdown pass
Nov. 24, 2012	vs. Baylor	L	45	52	OT	Glasco Martin 4-yard touchdown run
Oct. 29, 2016	at TCU	W	27	24	20T	Clayton Hatfield 37-yard field goal
Nov. 4, 2017	Kansas State	L	35	42	OT	Skylar Thompson to Byron Pringle 8-yard touchdown pass
Oct. 12, 2019	at #22 Baylor	L	30	33	20T	JaMycal Hasty 5-yard touchdown run
Sept. 26, 2020	#8 Texas	L	56	63	OT	Sam Ehlinger to Joshua Moore 12-yard touchdown pass
Sept. 10, 2022	#25 Houston	W	33	30	20T	Donovan Smith 9-yard touchdown run
Sept. 17, 2022	#22 Texas	W	37	34	OT	Trey Wolff 20-yard field goal
Nov. 26, 2022	Oklahoma	W	51	48	OT	Trey Wolff 35-yard field goal
Sept. 2, 2023	at Wyoming	L	33	35	20T	Sam Scott rush/2 pt. conv. (followed Andrew Peasley to J.M. Gyllenberg 11-yard touchdown pass)

OVERTIME TEAM RECORDS

Overall Record	10-8
Record in Home Games	5-4
Record in Road Games	4-3
Record in Neutral Site Games	1-1
Record in Bowl Games	1-0
Record when Texas Tech receives ball first	2-1
Record when opponent receives ball first	8-7
Most Overtime Periods	3, at TCU (2012)
Most Points Scored	20, at TCU (2012)
Most Points, Both Teams	37, at TCU (2012)
Fewest Points Allowed	0, four times
Fewest Points, Both Teams	3, three times
Touchdowns	3, at TCU (2012)
Total Offense Yards	75, at TCU (2012)
Rushing Yards	26, vs. Houston (2022)
Passing Yards	64, at TCU (2012)
Longest Drive, Plays	7, at Baylor (2019)
Shortest Drive, Plays	1, at TCU (2012)
Shortest Drive, Yards	-7, at UTEP (2006)
Opponent Longest Drive, Plays	7, vs. Houston (2022)
Opponent Shortest Drive, Plays	1, twice; at Texas A&M (2004), vs. Texas (2022)
Opponent Shortest Drive, Yards	0, three times; at UTEP (2016) vs. Nebraska (2008), vs. Texas (2022)

OVERTIME INDIVIDUAL RECORDS


Points	6, several times
Touchdowns	1, several times
Rushing Attempts	5, Tyler Shough at Wyoming (2023)
Rushing Yards	22, SaRodorick Thompson vs. Texas (2022)
Longest Rushing Play	17, SaRodorick Thompson vs. Texas (2022)
Longest Rushing Touchdown	15, Patrick Mahomes II at TCU (2016)
Passing Attempts	9, Seth Doege at TCU (2012)
Passing Completions	6, Seth Doege at TCU (2012)
Passing Yards	63, Seth Doege at TCU (2012)
Longest Pass Completion	25, Seth Doege at TCU (2012)
Longest Passing Touchdown	25, Seth Doege at TCU (2012)
Receptions	2, twice; Joel Filani vs. Minnesota (2006) Darrin Moore vs. Kansas (2012)
Receiving Yards	25, Jakeem Grant at TCU (2012)
Field Goals Attempted	1, five times, last Trey Wolff vs. Oklahoma (2022)
Field Goals Made	1, five times, last Trey Wolff vs. Oklahoma (2022)
Longest Field Goal Made	49, Alex Trlica at UTEP (2006)

Editor's Note: The NCAA did not allow overtime until bowl games during the 1995 season and then was implemented fully prior to the start of the 1996 campaign.



TEXAS TECH ALL-TIME LETTERWINNERS

--A--					
Abendschan, John	1995-96	Anderson, Eddy	1985-88	Baker, Elva	1931-33
Abrigg, Peter	1999-02	Anderson, Jack	2017-20	Baker, John T.	1948-50
Acevedo, Gerardo	2009-10	Anderson, L. Don	1943	Baker, Kenny	1965-67
Adami, Tres	1976-78	Anderson, Lamont	1999-02	Baker, Renie	1980-81
Adams, Bill	1977-79	Anderson, Phil	1982-83	Baker, Tim	1997-00
Adams, Bo	1994-95	Anderson, Robert	1993-95	Balch, Jerry Don	1963-64
Adams, Cat	1993-94	Anderson, Terry	1975-77	Bales, J.W., Mgr.	1967
Adams, Kirby	1991-92	Andre, David, Tr.	1980-82	Balfanz, Ralph	1937-38
Adams, William A.	1964-65, 67	Andrews, Dick	1948-49	Ballard, James, Mgr.	1974-75
Adams, Zach	2017, 2019	Andrews, John	1947-48	Ballew, Jess Lee	1942
Addison, Quincy	2019	Anthony, Alton	1950	Banks, E'Maurion	2023
Adedire, Joseph	2022-23	Anthony, Ben	1932	Banks, Kenneth	1990
Adkins, Gregg	1975-77	Anthony, Don	1950	Banks III, Paul	2015-16
Agan, John Alvin	1963-65	Anthony, Steve, Mgr.	1982	Banks, Shawn	1992-95
Agoucha, Bobbie	2010	Anunda, Matthew	2017	Barbee, Britton	2007-09
Aguilar, Michael	2010	Arbubakrr, Hasson	1981-82	Barber, Don	1956-57
Akammonu, Madison	2016-19	Ardoin, Ty	1995-98	Barden, Michael	2015-18
Aldridge, Kerm	1936	Arista, Danny	1988	Barfoot, Clayton	1936-37
Aleman, Josh	2005-06	Arledge, Richard	1975-77	Barginear, Wayne	1964-65
Alexander, Antwan	1997-00	Armour, Anthony	1992-93, 95-96	Barker, Brian	1992
Alexander, Chuck	1981-83	Armstrong, Sonny	1961-62	Barksdale, David	1986
Alexander, Moody, Mgr.	1952-54	Arnold, Jim	1967	Barlow, Joe	1934-35
Alford, Gene	1925	Artebrun, E. F.	1950-51	Barnard, Chas. F.	1937
Alford, Larry	1967-68	Atoe, Sam	2014-15	Barnes, Jalen	2014-15
Allamon, Kyle	1996, 98-99	Austin, Don	1940-42	Barnes, Joe	1971-73
Allbright, W. T.	1940-42	Austin, Zach	2014-15, 2018	Barnes, Mike	1975
Allcorm, R. V.	1955-56	Avent, John	1965-67	Barnes, Zach	2013, 2015-17
Allen, Bobby	1966-68	Awe, Micah	2012-15	Barnett, Bill	1943
Allen, Charles	1948-49	Aycock, Greg	2003-05	Barnett, Gene V.	1937-38
Allen, Curtis	1930	Aycock, Ryan	2000-03	Barney, Phil	1969-71
Allen, Dakota	2015, 2017-18	Ayers, Ross	1930-32	Barr, Aundrey	2010-11
Allen, Dennis	1971-73	Aylor, Scott	1991-94	Barrington, Paul	1951-52
Allen, Kisean	2015-18			Barron, Mickey	1958-59
Allen, Peter	1990-93	--B--		Barron, Vernon	1950-53
Allen, Scott	1990-91	Bachman, Thomas	2002-03	Bartee, Eric	2001-02
Allen, Willie	1976	Baer, Terry	1978-81	Bartel, Gary	1972-74
Allison, Jimmy	1957	Baggett, Jackson	2022	Barton, Brent	1989-90
Allison, Rodney	1975-77	Bailey, Michael	2002-03	Barton, Raymond	1932-33
Alston, Demetrius	2013-15	Bailey, Sam	1976-78	Baskerville, C.J.	2023
Amaro, Jace	2011-13	Baillio, Loyce J.	1940-41	Bass, Jeff, Tr.	1977-78
Amendola, Danny	2004-07	Bain, Tyrus	1939-41	Bass, Sheldon	1994, 96
Amerson, Glen	1958-60	Baine, Michael	1982	Batch, Baron	2006, 2008-10
Amonett, Randy, Mgr.	1974-75	Bagley, Brandon	2012-14	Bates, Brent	1980
Amonett, Thayne	1940-41	Bake, Dek	2004, 06	Bates, Ricky	1973-75
Anderson, Donny	1963-65	Baker, Byron	1993	Batson, Cameron	2014-17
		Baker, Cody	2005	Baty, Gaines	1970-72



▲ RODNEY ALLISON

Baugh, David Lynn	1964-66	Benson, Xavier	2019
Baughman, Erik	2016	Bentley, Gene	1956-58
Baze, Winfred	1934-35	Berard, John	2020
Bean, Gerald	1982, 1985	Berlingeri, Angel	1976
Bearden, Bob	1965	Bernwanger, Brian	1971-73
Beauchamp, J. V.	1933-35	Bergman, Kim	1973-75
Beavers, Dusty	1992-93	Best, Robert	1969-71
Bechtol, Hubert	1943	Bethel II, Nigel	2014-15
Beck, Adam	2019-20	Biggs, Charlie	1990-92
Beery, Charlie	1973-74	Bingham, Francis	1939-41
Beicker, James	1973	Bingham, Park	1972
Bell, Javon	2012	Bird, Bront	2007-10
Bell, Jerry	1957-58	Birdwell, John R.	1944
Bell, Leroy		Birdwell, Russell	1945-46
Benefield, Mike	1996	Birkholz, Chris	1998-00
Bennett, Jimmy	1967-69	Bischof, Hans	1978-80
		Bischofberger, Brett	2004-05
		Bishop, Brian	2004
		Bishop, Ryan	2001-04
		Blackburn, W. E.	1925-27
		Black, Clyde	1944
		Blackshear, Rodney	1987-91
		Blair, Roy	1961
		Blankenship, Peter P.	1941
		Blankenbaker, Keyon	2022
		Blanton, Charlie	1954-56
		Blidi, Philip	2020-22
		Bluntzer, Bob	1952
		Bloxom, Tom	1974
		Boatwright, Mark, Tr.	1981-82
		Bolch, Bill, Mgr.	1972
		Bomar, Jerry	1974-75
		Bonds, Doug	1989
		Bongo-Wanga, Loliki	2002-03
		Bonney, John	2018
		Booe, Jackie	1965-66, 68-69
		Bostick, Thurman	1937
		Boswell, Roland	1984-85
		Bothwell, Bill	1975-76
		Bounds, Mark	1991
		Bouyer-Randle, Brandon	2020-21
		Bowdre, David	1983-84
		Bowles, Don, Mgr.	1983-86
		Bowman, Alan	2018-20
		Bowman, Andrew	2012
		Bowman, De'Quan	2017-18
		Bowman, Reed	2018
		Bownds, Reagan	1995, 97-99
		Box, Sammy, Tr.	1977-80
		Boyd, Brady	2022-
		Boyd, Cole	2020-22
		Boyd, Darien	2019
		Boyd, Marcus	2000-03
		Boyd, Russ, Tr.	1976-78
		Boyer, Gary	1952-54
		Boysaw, Ricky	1984-87
		Bozeman, Randy	1981-83
		Bradford Jr., Tony	2019-23
		Bradham, Parker	2013
		Bradley, Jerand	2022-23
		Bradshaw, Calvin	2004
		Bradshaw, R. D.	1952-55

TEXAS TECH ALL-TIME LETTERWINNERS

Bradshaw, Troy	2019	Bunton, Marcus	2005-07	Carter, James	1949-50	Close, Edgar	1931
Brandon, Vincent	1991	Buntyn, Bobby	1993	Carter, Jeff	1988	Cluck, Matthew	2017
Branson, Leland, Tr.	1982	Burchett, Brien	1999	Carter, John	1992	Cluff, Ron	1982
Brawner, Judson	1948-49	Burden, Greg	1988-90	Carter, KeSean	2018-20	Coats, Jack	1942-46
Brenner, David	2013-15	Burge, Landon	2007	Carter, McLane	2017-18	Cobb, Daniel	2010-12
Brenner, Wich	2000-03	Burger, Josh	2020-21	Cartwright, Robby	1996-98	Cockburn, Jackie	1948-52
Breuer, Lou	1966-68	Burke, Bill	1955	Case, Harry	1970-72	Cockrell, Joe	1983
Brewer, Michael	2012-13	Burke, Paul	1993	Castaneda, Robert	2015	Cockrum, Keith	1996-99
Brewer, Robert	1943	Burkhardt, Reese	2023	Castro, Aaron	2021	Cole, Ansel	1983, 1985
Briggs, Derrick	1998-00	Burley, Ecomet	1972-75	Caudle, Craig	1980-82	Cole, Curt	1979-81, 1983
Brinker, Brik	2007-09	Burnett, Larry	1972-73	Caughlin, Robert	1977-78, 1980	Cole, Floyd	1957-58
Brinkley, Sylvester	2004-05	Burns, Austin	2006-09	Cavazos, Bobby	1951-53	Cole, Kevin, Mgr.	1984-87
Brisco, Michael	1989	Burns, Chris	1986, 1988	Cavazos, Dick	1949-50	Cole, Myles	2022-23
Britton, Edward	2006-09	Burns, George	1976-77	Cavazos, Sone	1994-96	Coleman III, Douglas	2016-19
Brixey, Jeryl L.	1985-86	Burris, Blake	2022-	Cecil, James	1964-65	Coleman, Hunter	2005
Broadfoot, Hal R.	1954-56	Bush, Dartwan	2010-13	Cecil, Toby	2000-03	Coleman, Marcus	1992-95
Brock, Bryan	1984	Bushong, Bruce	1969-71	Chafin, Greg	1981	Coley, Michael	2015-16
Brock, Jim	1958-60	Bustin, Ryan	2012-14	Chambers, Sid	1982-85	Collier, Blake	2006-07
Brooks, Charles	1952	Butler, Eric	1994-97	Chance, Andy	1991	Collier, Cole	2015-16
Brooks, Donny	1991-93	Butler, Tony	1967-68	Chandler, Corey	1994, 95-97	Collingsworth, Justin	1996-98
Brooks, Jordyn	2016-19	Butts, Aubrey	1933	Chandler, Damian	2001	Collins, Chad	1984
Brooks, Tahj	2020-23	Buzzard, Danny	1981-84	Chandler, Freddie	1973	Collins, Chief	2023
Brooks, Tyrone	1993	Byers, Ronald	1981-84	Chapman, Miles	1937	Collins, Jim	1955
Brosseau, Tom	1972	Byerly, Daylon	1974	Charbonnet, Daniel	2006-08	Collins, Seth	2018, 2020-21
Brothers, Buddy D.	1928-30	Byrd, Fred	1935	Charbonnet, Taylor	2008-09	Colombi, Henry	2020-21
Broussard, Jamall	2000	Byrnes, Shawn	2006-09	Chase, Joe	1983, 1985	Cones, Tommy	1972-74
Brown, Baylen	2013-16	Byrun, Dean	1960-62	Cheatham, Earnest	1974	Conley, James Bud	1949-50
Brown, Dale	1979, 1981, 1983	--C--		Cheek, Harris	1937-38	Cook, Cliff	1972
Brown, Darwin	1996-98	Cade, Brad	1994-95	Chernosky, Maurice	1936-37	Cook, Phil	1950-51
Brown, David	1950-52	Caldwell, Jerry	1984	Cherry, Randall	2002-05	Cooper, Eric	2000
Brown, Fred	1943-47	Calhoun, Charlie	1937-39	Chester, Alex	2011-12	Cooper, Justin	2012
Brown, James, C.	1937	Callahan, J. R.	1941-42	Chidozie, Dion	2010	Cooper, Randy, Tr.	1974-76
Brown, Jesse	2017	Callaway, P. C.	1925-26	Christensen, Lennard	2000-02	Copeland, Jeff	1977-79
Brown, Jody	1993-96	Callis, Andrew	1997	Christian, Daniel	2004-05	Cordell, J. R.	1951-52
Brown, Joe	1966-68	Calvert, Denis		Clark, Adrian	1932-34	Corker, Shawn	2011-14
Brown, Jordan	2022-23	Campbell, Cliff	1974	Clark, Jim	1950	Corker, Davis	1970-72
Brown, Ross	1948-49	Campbell, Chris	1976-77	Clark, Kyle	2011	Corley, Vaughn	1926-28
Brown, Steve, Tr.	1970-72	Campbell, Cody	2001-04	Clark, Le'Raven	2012-15	Corn, Roger	1992-93
Brown, Sylvester	1974-76	Campbell, Dave, Mgr.	1979-81	Clark, Tracey	1992	Cornelius, Samuel	1963-64
Brown, Tony	1990-91	Campbell, Doug	1954-56	Clecker, James	1945	Costas, Nick	1973
Brown, Tony	2015-16	Campbell, John, Mgr.	1981-82	Clemmons, Jason	1992-93	Costilla, Brant	2012
Brown, Wm. L.	1939-40	Campbell, Richard	1966, 68-69	Cleveland, Trey	2020-22	Countrymen, Stan, Tr.	1977-78
Browning, David	1969-71	Cannon, Dempsey	1935-36	Cline, Bobby	1957, 59-60	Coutee, Keke	2015-17
Browning, James P.	1943	Cannon, Douglas	1961-62	Close, Bobby	1949-51	Cowan, Boyd	1985-88
Browning, Jess L.	1935-36	Cantrell, Dylan	2013-14, 2016-17				
Browning, Leslie	1934-36	Cappleman, Edgar	1926-29				
Broyles, Bobby	1948-50	Capps, Gene	1948-49				
Bruce, Joe	1954-55	Caraway, Doyle	1940-42				
Bruffy, Travis	2016-19	Carde, Ethan	2020-22				
Brumfield, Kyan	2020	Carmichael, Jimmy	1971-73				
Bryan, Bill	1952-54	Carona, Donnie	2008-11				
Bryan, Walter	1953-54	Carpenter, Beau	2011-13				
Bryant, Dewayne	1993	Carpenter, George	1949-50				
Bryant, George Marc	1964-66	Carpenter, Hurley	1925-28				
Bryant, Ted, Tr.	1980-82	Carr, Steve	1989-92				
Brydon, Jonathan	2009-10	Carr, Tyler	2017-19				
Buchanan, Ty	2022-23	Carrell, John	1963-65				
Bucy, Rusty	1999-00	Carruth, Erik	1996-98				
Buell, Harold	1974-76	Carter, Brandon	2006-09				
Bufkin, Costin	1944-45	Carter, Carl	1982-85				
Buford, Maury	1978-81	Carter, Charles	1952				
Bullitt, Terrance	2010-13						

PREVIEW

RED RAIDERS

STAFF

'23 REVIEW

HISTORY

RECORDS

TEXAS TECH



▲ BRANDON CARTER

TEXAS TECH ALL-TIME LETTERWINNERS

Cox, George	1966-67	Darden, Tony	1994, 95-97	Dorrough, Armon	2002	--E--	
Cox, T. M.	1943-45	Darnell, Randy	1981	Dorsey, Vaughnte	2017-18	Eakin, Coy	2023
Crabtree, Michael	2007-08	Darr, Gene	1965-67	Doss, Gene W.	1950	Earhart, Ralph	1946-48
Craig, Stephen	1993	Darr, Jewell	1930	Douglas, Brandon	2004-05	Earl, Don	1978-80
Crain, Alton	1992-94	Dauphine, Corey	2016	Douglas, Cornelius	2009-12	Earnest, LaShon	1994
Crawford, Aaron	2007-11	David, Robert	1967	Douglas, Don	1952-53	Easterling, James	1997-00
Crawford, Bob	1933	David, Stan	1981-83	Douglass, Tom	1939-41	Eaton, Leric	1989-90
Crawford, Brian	2013-14	Davis, Cody	2000-02	Dove, Marc	1969-71	Edgington, Clifton	2005
Crawford, Pat	1948-49	Davis, Cody	2009-12	Dowdy, Bruce	1968-70	Edgemon, Charles	
Crawford, Tim	1982-85	Davis, Glenn, Tr.	1975-78	Dowell, G. C. (Mule)	1932-34	Edmonds, Freeman	1929
Crenshaw, Ray	1947	Davis, Greg	1975-77	Doyle, Wells Thomas	1963-64	Edrington, Walter	1947
Crews, George	1952	Davis, Hollis	1951-52	Drew, Devin	2020-21	Edwards, Derreck	2012-13
Crews, J. J.		Davis Jr., John	2018-19	Drye, Carrol	1949-50	Edwards, Don, Mgr.	1977-79
Crider, Richard,	1954-55	Davis, Jon	1992-94	Dubiski, Brian	1988-91	Edwards, Jimmie Don	1964-66
Cripps, Keith	1991	Davis, Jordan	2012-14	DuBose, Bill	1988-90	Edwards, Lonnie	2008-11
Crisp, Jamaal	1998	Davis III, Reginald	2013-16	DuBuc, Matt	1993-96	Edwards, Pete	1950-52
Criswell, Marty	1970	Davis, Scott	1982-85	Duckett, Adell	2001-04	Edwards, Stan	1965-67
Crites, Harold	1929-32	David, William D.	1927-29	Dudley, David	1974-75	Eguavoen, Sam	2011-14
Crocker, Don	1970	Dawson, Keyunta	2003-06	Dudley, Don	1943-44	Elam, Brad	1990-93
Crombie, Jeff	1978-81	Dawson, Wayne	1982-84	Dudley, Norman	1954-55	Elbert, Jerry	1960-62
Crossley, Lewis	1950-52	Deaton, Dawson	2018-21	Duffey, Jett	2017-19	Elder, Fletcher	1952
Crosson, Harold	1941-42	Dees, Blake	2011-13	Duffie, Tim	1996-99	Eldridge, Kosi	2019-22
Crow, M. J.	1942	DeLaGarza, John	2017	Duke, Charles		Elloff, David	1982-83
Cudd, Warren	1941-46	DeLagerheim, Mike	1990	Duke, Richard H.	1951	Eldedge, Earl Ben	1963
Culpepper, Will	1997-00	Dellinger, Floyd	1957-58	Dulaney, Jajuan	2017	Elliott, John	1987-88
Cumbe, Sonny	2002-04	DeLoatche, Darren	1989	Duncan, Brian	2007-10	Elliott, Lin	1989-91
Cumby, Keith	1996	Dennison, Fussell	1925	Duncan, Jesse Robert	1939-41	Elliott, Lynn	1954-55
Cummings, Billy	1978-80	Denton, Jeff	2002	Duncan, Leonard	1978-80	Elliott, Tommy	1953-56
Cummings, L. M.	1978-80	DePasquale, John	1998-00	Duncan, W. Doug		Ellis, Fertis	1986
Cummings, Ted	1946	Derryberry, Mike	1987-89	Dunlap, Malik	2021-23	Ellis, James Alvis	1963-64
Cunningham, Wilbert	1975-77	DeWitt, Howard	1926-28	Dunn, Shane	1994-96	Elmore, Ken	1951-53
Cupp, Baylor	2022-23	Dewhurst, Brett	2008-11	Univen, Tommy	1974-76	Emerson, Alan	1975-77
Curfman, Leonard	1932-34	Dillion, Jack	1943-45	Dupre, Larry	1976-77	Emert, Blake	2008, 2010
Curfman, Raymond	1936-37	Dixon, Charlie	1955-57	Durden, Tony	1984, 1986-87	English, Pete	1952
Curley, Patrick	2019-22	Dixon, Derrick	2014-15	Durham, Giorgio	2011	Erickson, Paul	1999-01
Curtis, Kevin	1998-01	Dixon, McKinner	2005, 08	Durham, Jack	1928-31	Ervin, Adrian	1995-97
Curtis, Trey	1991	Dodd, Billy	1939	Duval, Charles	1934-36	Erwin, Paul	1951-53
--D--		Dodds, Ray Gene	1948-49	Duvall, Jason	1988-91	Erxleben, Ryan	2009-13
		Doege, Seth	2009-12	Dvoracek, Charlie	1939-41	Escue, Tim	1988
Dailey, Bill	1925	Doiron, Gary	1968	Dyas, Harry	1991	Esiaba, Bobby	2013-15
Dale, Bouvier	1985-87	Donahue, Ryan	1993-96	Dyer, Jim	1968-70	Essilfie, Malik	2019
Daniels, Charles	1939	Donnell, Bryson	2023	Dyer, Tom	1973-74	Esters III, Charles	2023
Daniels, H. L.	1961-63	Doce, C. A.	1930	Dykes, Jimmy	1954-55	Estes, Pat	1975
Daniels, Tony	1993-94, 96	Dorris, Derek	1997-00	Dyson III, Harvey	2023	Ethrich, Richy	1980-81



▲ KEVIN CURTIS



▲ ADELL DUCKETT

TEXAS TECH ALL-TIME LETTERWINNERS

Eubanks, Darrell	1954
Evans, Charles	1967-69
Evans, Craig	1967
Evans, James	1942
Evans, Kindred	2011-12
Evans, Kirk	1985-87
Evans, Ricky	1973
Everett, Eric	1984-87
Ewton, Michael	2017
Ezukanma, Erik	2019-21

--F--

Falemi, Olaoluwa	2012-13
Farrar, Frank	1950
Farrar, Will	2018-20
Farris, Ervin	1985-88
Farris, Pat	1941
Farst, Mike	1977
Fehoko, Breiden	2015-16
Fehoko, Sam	2008-10
Fehoko, V.J.	2014
Feldt, Blake	1980-82
Felton, Demarcus	2015-18
Felton, Eric	1975-77
Felux, Pat	1973-75
Ferguson, Ronald	1989-90
Fewin, Hugh	1954-56
Fiebigger, Jerod	1993-95
Field, Brady	1992
Fielder, Ric	1997-98
Fields, DaMarcus	2017-21
Fikes, Jay	1954
Fikes, Ralph	1925
Filani, Joel	2003-06
Finau, Tomi	2000
Fincannon, Mark	1968-70
Fisher, Aaron	2010-13
Fite, Joe	1995-97
Fitzgerald, Scott	1991-94
Fitzhugh, L. W.	1952-53
Fitzpatrick, John	1974
Flannel, Jared	2008-11
Flowers, Larry	1976-79
Floyd, Nate	2021
Flugence, Lawrence	1999-02
Flushe, Raymond	1938-39
Ford, Rocky, Mgr.	1986
Ford, Steve	1981
Ford, Will	2009-10
Fortenberry, Rashad	2012-14
Fortner, Elmer	1933-34
Foster, Dee	1992-94
Foster, Robert	1961-62
Foster, Sadale	2012-13
Foster, Tanner	2010-11
Fouonji, Loic	2020-23
Fowler, Clovis	
Fowler, Cory	2006-08
Fox, Denton	1967-69
France, Lawrence	1930-31
Francis, Carlos	2000-03
Franks, Clayton	2019-21

Franks, Jacoby	2008-11
Fraser, George	1959-61
Frasier, Ethan	2020-21
Frasure, Jim	1973-74
Frazier, Greg	1976-77
Freeman, Clasket	1992
Freeman, Roger	1966-68
Frisbie, Duke	1954-57
Fromm, Ulysses	1925
Frye, Adrian	2018-22
Fulks, Walter	1931
Fuller, Bob	1964-65
Fuller, Cody	2002-04
Fuller, Lance	2005-08
Fung, Donald	1951-52
Furgerson, Tom	1971-73
Fyfe, Kramer	2012-14

--G--

Gaines, J.J.	2012-15
Gaines, Stephen	1992-93
Gallington, Deveric	2009-12
Gandy, Dylan	2001-04
Gann, Ricky	1982-84
Gantt, Robert	1967
Garcia, Gino	2023
Garcia, Jesse	1980-81
Garcia, Joe	2004-07
Gardenhire, Tal	1985
Gardner, John	1972-74
Garibay, Jonathan	2020-21
Garland, Stoney	1997
Garner, Bobby	1948-50
Garnett, Isaac	1985-88
Garrett, Colt	2017-18
Garrett, Luther Ray	1963
Garrison, Jerry	1960-62
Gatewood, Robin	1981
Gaulding, Jacke	1952
Geddie, Ralph	1946-47
Geiger Sr., Kaylon	2021
Gerlich, Bryan	1988-91
Gesch, Mark	1978-80
Gettys, Marshall	1946-49
Giddens, Brian	1997-00
Gilbert, Brad	1939
Gilbert, Craig, Tr.	1972-73
Gilbert, Larry	1965-67
Gilbreath, Byron	1940-42
Giles, Jamie	1978-80
Giles, Jonathan	2015-16
Gill, Jamie	1988-91
Gill, Kenneth	1963-65
Gill, Roger	1961-63
Gillespie, Campbell, Tr.	1979-80
Gilley, T. L.	1938-39
Gillenwater, E. W.	1942
Gilmore, Braxton	1933-34
Gilmore, Lonzell	2016-19
Gimmell, James	1945
Gladson, Charles	1962-64
Glover, Nehemiah	2001-04



▲ CARLOS FRANCIS

Godeke, Harry F.		Griffis, Guy	1964-66
Goff, Charles R.	1949	Griffith, Randy	1973
Golden, Gary	1966-68	Grigg, Dicky	1967-69
Gordon, Preston	2018	Grimes, Dennis	1960-62
Graham, Charles R.	1963-65	Grimes, Don	1971-73
Graham, Lonnie	1954-56	Grimes, Robert	1985
Grammer, Kelly	1980	Guerra, Jonathan	2010-11
Grane, Grady		Gulley, J. L.	1947-48
Grant, Jakeem	2012-15	Gurley, Dan	1958-60
Grantham, Terry	1974	Guy, David	1993
Graves, Frank	1950-51	Guzick, Frank	1936-38
Graves, Pearlle	2010		
Gray, Don, 1950	1952-53		
Gray, James	1986-89		
Gray, Jonathan	1997-99		
Greaser, Jaret	1995-98		
Greathouse, Clinton	2000-02		
Green, Dick	1929		
Green, Pat	1952-53		
Green, Robert	1948-49		
Green, Tony	1972, 1974-75		
Greene, Wilmer	1937-38		
Greer, Toby	1931-33		
Gregory, Clinton	1948-49		
Greve, John	1980-81		
Grief, Ross	1960		
Griffin, Ben	2004		
Griffin, J.J.	2008		

--H--

Hacker, James	1961
Haddon, Robert	1997-98
Hadnot, James	1976-79
Hahn, Jamie	1967-69
Hale, Billy	1941-42
Hale, Ryan	2006-09
Haliburton, Ryan	2009
Hall, Brian	1974-76
Hall, Gabe	2005-06
Hall, Robert	1990-93
Hall, Rodney	2013-14
Hall, Von	1990
Hallmark, G. B.	1925
Hamby, Stephen	2007-08
Hamill, Gene	1951-52



▲ NEHEMIAH GLOVER

PREVIEW

RED RAIDERS

STAFF

'23 REVIEW


HISTORY

RECORDS

TEXAS TECH

TEXAS TECH ALL-TIME LETTERWINNERS

Hamilton, Adrian	2007	Haverty, Trey	2001-04	High, Ja'Deion	2014-18	Hooper, Tony	1992
Hamilton, J.B. (Red)	1925	Havill, Sione	2003-04	Hightower, Wes	1980-82	Horn, Maurion	2023
Hamilton, Larry	1973-74	Hawk, Rashad	2008	Hildebrandt, Kelly	2006-07	Hoskins, Cliff	1972-75
Hamn, William O.	1929	Hawks, Bobby Eugene	1950	Hill, Bruce	1990-93	Houston, Catron	2005
Hancock, Aaron	1995	Hawkins, Ernest Ray	1944, 46, 50	Hill, Buddy	1953-57	Howard, Daniel	2007-09
Haney, James	1965-67	Hawkins, Joey	2003-04	Hill, Chad	2004, 2006-07	Howard, E. Shester	1963-65
Hansen, Jayson	1996, 97	Hawkins, Jonathan	1997-01	Hill, David	1976-79	Howard, Eli	2017-20
Hanson, Joselio	2001-02	Hays, Hartsell	1952	Hill, Harland	1997	Howard, John	1968-69
Hanspard, Byron	1994-96	Hayden, Milburn	1947-48	Hill, Jon	1971	Howard, Julius	2007-10
Hardaway, Danny	1969-70	Haywood, Kenny	1995	Hill, Kolin	2016-18	Howard, Paul	1999
Hardwick, Pat, Tr.	1977-79	Hayhurst, Marlin	1927	Hill, Lloyd	1990-93	Howard, Ray	1951-54, 1956
Hardy, Jack	1927	Haynes, Harlod	1948	Hill, Milton	1938-40	Howard, Thomas	1974-76
Hardey, Eugene	1944-46	Hays, Bobby	1943-44	Hill, Norman	1981-83	Howell, Harlan	1930
Hargrave, Larry	1968-70	Hazelwood, Mark	1968-70	Hill, Volney	1925-28	Hoyle, Andy	1969-71
Harland, Claude	1953-54	Head, Garland	1941-42, 45-47	Hilligoss, Jack	1948-49	Hrcncr, Pat	1982-83
Harlien, Matt	1979-80, 1982-83	Heffron, Kyle	2016-18	Hinton, D'Vonta	2015-16	Hubert, Cquelin	2010-11
Harmon, Clayton	2001-02	Heider, Matt	1998-01	Hilton, Hayes	1952, 1954-55	Hudler, Chris	2003-06
Harmon, Phillip	1938-39	Heitshusen, Luke	2015	Hines, Anthony	2005-08	Hudson, Doug	1954-55
Harmon, Steve, Tr.	1970-72	Hempel, Henry	1928	Hines, Jacob	2017-18	Hudson, Hal	1963, 1965-66
Harrell, Graham	2005-08	Henderson, Bud	1949	Hinson, Jack	1945	Huffman, Antonio	2003-06
Harrelson, Mark	1977-78	Henderson, Jim	1956-58	Hitchcock, Matt	1931-33	Hughes, Chris	1995
Harris, Craig	1975-77	Henderson, Keith	1984-86	Hitzelberger, Bill, Mgr.	1972	Hughes, Van	1979, 1981
Harris, Denny	1978-81	Henderson, Taurean	2002-05	Hix, Robert	1948-50	Hullaby, Landon	2023
Harris, Don	1952, 1955	Henderson, Zac	1946-49	Hobbs, Rod	1994-95	Hulme, Jeff	1989-91
Harris, Donald	1987-88	Hendley, Jeff	1978	Hocutt, Drew	2022-23	Humphrey, Jim	1946
Harris, Ely	1931-33	Hendrix, Ed	1993-95	Hodges, Cody	2002-05	Hunnicutt, Mike	1991-93
Harris, Jamie	1980-81	Hendrix, Payton	2015-16	Hodges, J. Clarence	1928-30	Hunt, Aaron	1999-02
Harris, L. D.	1925-27	Hendrix, Troy	1986-89	Hodges, Gerald	1960	Hunt, Bobby L.	1951-54
Harris, Leonard	1981-83	Henkel, James R.	1964-66	Hodges, Slade	2003-05	Hunt, Coolidge	1960-62
Harris, Marion	1932-34	Henley, Rajon	2006-09	Hodson, King	1990	Hunt, Gene, Mgr.	1979-80
Harris, Steven	2007	Henning, Ray	1973-75	Hoefler, Landon	2006-08	Hunter, Rickey	1997-00
Harrison, Joe T.	1949-50	Henry, Jack	1956-57	Hoffman, Steve	1991-92	Hunter, Victor	2007-09
Harrison, Scott	1988	Henry, Kenneth	1925	Hogan, Alex	2019-20	Hurd, Shawn	1992-95
Hart, Donnie	1995-98	Henry, Ta'Zawn	2018-19	Hogue, Summitt	2012-13	Hurley, Joe Ray	1964-66
Hart, Jim	1979-80, 1982-83	Herchman, Bill	1954-55	Holcomb, Bill	1934-36	Hurst, Harold	1970-71
Hartfield, Preston	2001-02	Hernandez, Jeremy	1996-98	Holcomb, John	2020	Hurst, Jessie	1986-89
Hartsfield, Pat	1954-57	Herndon, Bev	1961-62	Holladay, Mike	1967-69	Hurt, Howard	1953-55
Harvey, Riley	2009	Herr, Ronnie	1952-56	Holland, Jay	2002-03	Hutchings, Jaylon	2019-23
Hasley, Don	1990-92	Herring, Durwood	1939	Holley, Don	1954	Hutchins, E. J.	1949
Hastings, Brad	1983-86	Herro, George	1970-73	Holley, John, Mgr.	1979-82	Hutchison, Anthony	1979-82
Hatch, Alan	1976	Hess, Noah	2018	Holmes, Bob	1937-38	Hyder, Kerry	2010-13
Hatch, Tim	1949-50	Hester, RJ	2016	Holub, E. J.	1958-60		
Hatchett, Jerry	1980	Hibler, Milton	1970-71	Hood, Floyd	1956-57		-- --
Hatfield, Clayton	2015-18	Hicks, Brad	2011	Hooper, Byron	1989-91	Ingram, Ja'Marcus	2019-20
Hatfield, Jesse	1954-55	Hicks, Jarrett	2003-06			Irons, Dan	1975-77



▲ BRAD HASTINGS



▲ LLOYD HILL

TEXAS TECH ALL-TIME LETTERWINNERS

Irons, Ed	1940-42	Jones, Brandon	2003-06	Kimbrough, Jesse	1981-83	Langehennig, Miles	1969-71
Isaac, Larry	1973-76	Jones, Brian	2005, 07	King, Don	1966-68	Langley, Donald	2010-11
Ingram, Dicky	1970	Jones, Bruce	2012-13	King, Robert	1992-93	Lassiter, J. H.	1962
Ingram, Russell	1970-72	Jones, Calvin	1972-74	King, Tre	2017-18	Latch, Leonard	1937-38
--J--		Jones, Casey	1994-96	King, Wendell	1954	Lauderdale, Devon	2014-16
Jackson, Artis	1984-87	Jones, Darrell	1998-01	Kingsbury, Kliff	1999-02	Lautenslager, John, Mgr.	1974-76
Jackson, Branden	2012-15	Jones, Everett	1952	Kinney, Mike	1990	Lavender, Jayson	1993-94
Jackson, Charles	1984-85	Jones, Forrest	1938-39	Kinsey, Mike	1982-85	Law, Dan	1955-57
Jackson, Dee	1997-00	Jones, Jason	1996, 98	Kirk, Ronnie, Tr.	1980-82	Lawhorn, Floyd	1944-47
Jackson, Earl	1949-59	Jones, John P.	1950-52	Kirkpatrick, Ben	1989-92	Lawson, Homer	1944
Jackson, Hugh	1950	Jones, Larry	1961-62	Kirkpatrick, Jack	1952-55	Lawson, Steve	1972
Jackson, Jacoby	2022-23	Jones, Leonard	1984-86	Kittle, Eddie	1985-88	Lawson, Ted	1969
Jackson, Jamaal	2003-04	Jones, Lewis	1935-37	Kleinert, John	1969-71	Lawton, Billy, Tr.	1987
Jackson, Jiggs	1944-45	Jones, Louis	1973-74, 1976	Klinger, John	1975-76	Ledbetter, Newman	1940-41
Jackson, Kevin	1990-91	Jones, Noah	2017, 2019	Knaus, David	1972-74	Ledet Jr., Quincy	2023
Jackson, Leete	1946-47	Jones, Philip	2006	Knight, Pat	1965-67	Lee, Bryan	1984-87
Jackson, Mark	1979-80	Jones, Richard	2006-09	Knighton, Chris	2011	Lee, Nick	1995-96, 98
Jackson, Mike	1979-81	Jones, Roger	1978-80	Knotts, Jackson	2021-23	Leggett, Caden	2019-20
Jackson, Peter R.	1949-50	Jones, Ryan	1994-96	Knowles, Jeff	1993-94	Leggett, Thomas	2018-20
Jackson, Shawn	1991-93	Jones, Sam Cleman	1933-35	Knowles, Sid	1928-29	Leggett, Mike	1965-67
Jacobson, Tanner	2013	Jones, Scott	1995	Knox, Jimmy	1957-58	Lemons, Devin	1997-00
James, Adam	2008-11	Jones, Tony	2017-18	Knutson, Kash	2015-16	Leonard, Renaldo	1990
James, Norman	1952-55	Jordan, Brenden	2023	Kocurek, Kris	1997-00	Leong, Lyle	2007-10
Janke, Albert	1974	Jordan, Curtis	1973-75	Koester, Ed	1976	Lerma, Carlos	1957
Jansen, J.P.	1999	Jordan, Trent	1966	Kolbye, Kevin	1978-80	Lethridge, Zebbie	1994-97
January, Glenn	1974	Joseph, Johnson	1995	Koontz, Travis	2019-21	Levens, Randy	1973
January, Glenn Jr.	2003-06	Julian, Mark	1976-77	Krahl, Jimmy	1975-77	Levi, Rika	2014-15
Jasin, P.J.	1996	Junell, Robert	1967-68	Kummer, Kenneth	1952-55	Lewis, Chapman	2023
Jay, Jimmy	1941-42	--K--		Kuykendall, David	1973-76	Lewis II, Derrick	2021
Jenkins, Malik	2013-16	Kacal, Kenny	1997-98	Kyzar, Bobby	1954-55	Lewis, Detron	2007-10
Jennings, Leslie	1926-27	Karam, Jacob	2010-11	--L--		Lewis, Don	1951-53
Jeffers, Harrison	2009-10	Kaster, Jared	2012-15	Labaj, Stance	1991-92	Lewis, Glenn	1944, 1946-48
Jeffers, Riko	2017-21	Katrola, Alvin	1926-29	LaCour, Jonathan	2007-08, 2010	Lewis, Howie	1977, 1979
Jiles, Dwayne	1980-81, 1983-84	Kattner, Ken	1968-69	LaFleur, Grant, Mgr.	1982-84	Lewis, Kobey	2006-07
Jimerson, Kendell	2019	Kaufman, Ben	1993-96	Lambert, Bobbie	1952-53	Lewis, Robert	1981-84
Jobe, Jeff	1972-74	Kautz, Karl	1954-55	Lambert, Bryan	1982-83	Lewis, SirDon	2002-05
Jobe, Taylor	2003	Keane, Stanton	2015	Lambert, Gregg	1980-82	Lewis, TreJon	2020-21
Joeckel, David	1979-82	Keck, Casey	2000-03	LaMaster, Cyrus	1933	Lillis, Steve, Tr.	1981-82
Johnson, Anthony	1983-84	Keeler, Matt	2022-23	Lancaster, Randy	1972	Linder, Ty	2006-07
Johnson, Byron	2000-03	Keenan, Trey	2013-14	Lane, Dennis	1967-69	Lindsey, G. B.	1948
Johnson, C.J.	2000-01	Keeney, Floyd	1973-74	Lane, Jaylon	2017	Linne, Alton	1950-52
Johnson, Chad	2003-04	Keeney, Mike	1977	Lang, Jerome	1993, 1995	Linton, Steve	2023
Johnson, Dane	1994-97	Keesee, Aaron	1984-86	Langford, George	1929-31	Liscio, Mike	1989-92
Johnson, D.J.	2009-12	Kegans, Bryan	2002-05			Loyley, Dave	1955
Johnson, Elbert	1948-50	Keith, Jeff	1984-87				
Johnson, Jah'Shawn	2014-18	Kelley, Billy R.	1945-48				
Johnson, Jake	2007-08	Kelley, Blake	2009-10				
Johnson, James	1984-86	Kelly, Don	1976-78				
Johnson, Jamile	2016-17	Kempf, Rick	1980				
Johnson, Jerry	1951-54	Kennard, Marcus	2011-12				
Johnson, Mark	1977-79	Kennedy, Gary	1971				
Johnson, Marquis	2004-05	Kenney, Chris	1992				
Johnson, Michael	1984-87	Kensing, Tracy	1978-80				
Johnson, Robert	1993-96	Keown, Justin	2007-11				
Johnson, Robert	2005-06	Kerns, Dane	1978-80				
Johnson, Rufus	1983	Kent, Willie	1973				
Johnson, Sean	1993-95	Keys, Josh	2014				
Johnson, Willie	1981-82	Kight, Lance, Mgr.	1975-77				
Joiner, Robby	1992-93	Knighton, Chris	2010-13				
Joines, Jimmy	1954	Kilcullen, Bob	1953-56				
Jones, Adaryan	2016	Killian, Connor	2018-20				

PREVIEW

RED RAIDERS

STAFF

'23 REVIEW

HISTORY

RECORDS

TEXAS TECH

▲ LYLE LEONG

TEXAS TECH ALL-TIME LETTERWINNERS

Lloyd, Jason	2020-22
Lockhart, Jesse	1927
Loper, Daniel	2001-04
Lorenz, Larry	1988
Lott, Charles	1988-89
Lovelace, Jerry L.	1964-66
Lovelace, Johnny	1960-62
Lovelace, Leon	1966-68
Low, Trent	2022-
Lowe, Andy	1971
Lowe, Glenn	1939-41
Lowery, Floyd	1967
Lowery, V. Leo	1963-64
Lowrance, Greg	1969-71, Trainer
Lowrey, Curtis	1997-99
Lozano, Gabriel	2020
Lucas, Tom	1952
Lupar, Carlton	1933
Lusk, Tommy	1973-75
Lux, Bralyn	2023
Lyckman, Boyd, Mgr.	1972-74
Lyman, Bill	1948-49
Lynch, Terry	1986-88
Lynn, Anthony	1988-91
Lyons, Harold	1970-72
--M--	
Mack, Jacarthy	2015-16
Mack, Johnnie	2003-04
Mackey, Leon	2011-12
Madison, Tevin	2014-16
Madison, Wm. C.	1949-52
Mahan, Richard	1960-62
Mahler, J. B.	1948
Mahomes II, Patrick	2014-16
Mahoney, Greg	1976-77
Maisel, Harland	1982-83
Majondo-Mwamba, Patrice	2003-04
Malbrough, Anthony	1997-99
Mallery, Marc	1985
Malone, Bill Price	1962-64
Maloney, Walter	1947-48
Maltby, Jay	1930
Mancillas, Bingo	1990-93
Mannix, McLane	2019-21
Manyweather, Anthony	1989-90
Marek, Jodie	1938
Marquez, Bradley	2011-14
Maroney, Rusty	1978-80
Marr, Paul	1928
Marshall, Donald	1990-93
Martin, Dan	1998-99
Martin, Jimmy	1948
Martin, Larry	1977-79
Martin, Malcolm	1932-33
Martin, Mitchell	1990
Martin, Ralph	1953-54
Martin, Xavier	2020
Martinez, Homer, Mgr.	1979-81
Martinez I, Nehemiah	2021-23
Marusak, Dean	1985-88
Mashburn, Josh	1996

Massey, Barton	1951-53, 1956
Mathiasmeier, Tom	1987-89
Mathis, Larry	1984-85
Matthews, Tyrique	2019-23
Matulich, Joe	1967-69
May, David	1968-70
May, Jason	1999-01
May, Ralph	1949
Mayfield, Baker	2013
Mays, Derrick	2010-13
Mbanasor, Nelson	2018-21
McAfee, Dudley	1987, 1989
McAlpine, Trevon	2023
McAuley, Jay	1981-84
McBath, Darcel	2005-08
McBride, Joe	1987-88
McBride, Mike	1984-87
McCain, Aubrey	1971-73
McCanies, Gene	1948-49
McCann, Ivory	2001-02
McCann, Nick	2017-20
McClellan, J. C.	1948
McClendon, Paul	1998-01
McCorkle, Andre	2009-10
McCormick, Matt	2000-01
McCowan, Jeff	1979-80, 82-83
McCoy, Zeno	1999-00
McCray, Drae	2023
McCright, Gary	1975-77
McCullar, Kevin	1996-98
McCurry, Dorrell	1946-48
McCurry, Lonnie	1938-40
McCutchen, Doug	1970-72
McCutchen, Shae	1999
McDaniel, Terry	2009-12
McDermund, Wayne	1968-70
McDowell, Anthony	1988, 91
McElrath, Keland	2014-15
McElroy, D. M.	1932-34
McEntire, Charles	1960-62
McFadden, Steven	1997-98
McFarland, David	1988-90
McGill, Jamequinton	2005
McGinnis, Gathan	2000-03
McGowen, James	1984-85, 87
McGuire, Clay	2001-04
McGuire, Cody	1994-97
McGuire, Monte	1984, 1986
McHenry, Metrick	1993
McIntire, Jim	1981-84
McKeever, Ed	1932-34
McKenzie, Malcolm	1994-97
McKinley, Verone	1992-95
McKinney, Doug	1982-85
McKinney, Jeff	1977-80
McKinney, Rodney	2001-02
McKnight, E. J.	1938-40
McKnight, Maxey	1941-42, 46
McLelland, Bill	1963
McMeans, Joe	1981-84
McNamara, Austin	2019-23
McPhearson, Zech	2019-20



▲ DARCEL MCBATH

McPherson, Bill	1952	Minor, Kobe	2021-22
McRoy, Ben	2010-12	Mitcham, Brent	2013-14
McSwane, Douglas	1945, 48-50	Mitcham, Raymond	1953-55
McWhorter, Terry	1964-66	Mitchell, Derrell	1992-93
McWilliams, W. D.	1929-30	Mitchell, Jack, Tr.	1974-76
Medin, Wayne	1954	Mitchell, Kelly	1961-62
Meeks, Vincent	2002-05	Mitchell, Mike	2015
Melcher, Monty	1986-87	Mitchell, Roland	1983-86
Mellott, David	1974-76	Mitchell, Stacy	1994-96
Melton, Buster	1943	Mitchem, Franklin	2008-10
Mercer, Ronnie	1969	Mock, Mike	1975-77
Merrell, Cecil	1935	Moffett, Milton	1930-32
Merritt, Mickey	1965-66	Mohon, Jere Don	1958-60
Merriweather, Krishon	2020-22	Molinare, Larry	1969-71
Meyers, Robert	1959-60	Monaco, Eddie	1977-79
Midkiff, Bo, Tr.	1979-81	Monroe, Bill	1974
Milam, Jeremy	2000-02	Monroe, Eric	2020-21
Mileur, Travis	1976-78	Monroe, Gary	1972-74
Miller, B. H.	1925	Monroe, Robert	1998
Miller, Danny, Tr.	1979-81	Montgomery, Tom E.	1944
Miller, Greg	1981	Mooney, Bob	1968-70
Miller, Houston	2017-19	Mooney, Ed	1966-67
Miller, Mike, Mgr.	1972-74	Moore, Chad	1954
Miller, Tony	1992-93	Moore, Charles	1955-57
Miliken, Kenneth	1960-62	Moore, Danny	1991
Mills, Monroe	2022-23	Moore, Darrin	2010-12
Millsapps, Jerry	1952	Moore, Dimitri	2022



▲ ERIC MORRIS

Moore, Gary	2014-16	Neas, Mark	1990
Moore, Joe	1952-53	Neboh, Eugene	2010-12
Moore, Kevin	2016-17	Neill, Jim	1936
Moore, LaRon	2007-10	Neill, David	2008-11
Moore, Lee	1990	Nelson, Brian	1975-78
Moore, Mike	1991-93	Nelson, Justis	2013-16
Morales, Alfredo	2012-15	Nelson, Michael	2019
Morales, Tony	2015-17	Nelson, Minor	1953-56
Morgan, Octavious	2017	Nesbitt, Roger	1957-58
Morgan, William, Tr.	1985-88	Newbold, LaDarius	2013-14
Morgenstern, Jacob	2020-21	Newby, Hi, Mgr.	1981
Morren, Perry	1982-84	Newsome, Edwin	1978-79
Morris, Byron	1991-93	Newton, Tom	1969-70
Morris, Eric	2005-08	Nguema, Thierry	2013-16
Morris, G. B.	1933-34	Nichol, David	1999
Morris, Gale	1952	Nichols, Murry	1931
Morris, Michael	1978	Nichols, Steve, Mgr.	1977
Morris, Sammy	1999	Nichols, Walker	1933-35
Morrow, Ty	2019	Nickerson, Brent	2006-09
Morton, Behren	2022-23	Nickerson, Trent	2009
Mosley, Henry	1937	Nicklaus, Winfield	1925-27
Mosley, James	1971-73	Nicolle, Mike	1971
Mosley, James	1985-88	Nisby, Desmond	2017
Moss, Ted	1946	Nitschmann, Seth	2003-04, 2006
Moughon, John	1948, 50-52	Nixon, Freddie	1989
Moyers, R. W.	1945-46	Nixon, Jamie	1986
Moylan, Jim	1966-68	Nixon, Walter	1929
Mueller, Sid	1971	Norman, Joe	2000-02
Mullins, Larry	1959-61	Norman, John	1997-00
Muntin, Foy	2000-02	Norman, Tim	2002-03
Murphy, A. B.	1936-38	Northam, M. C.	1954-57
Murphy, Henry	1930	Norse, Cecil	1944-46
Murphy, Jason	1991	Norwood, Pete	1967-69
Murphy, Justin	2015-16	Nunez, Talor	2014-17
Murphy, Ross	1974	Nwabuko, Chux	2019-20
Myers, Rufus	1973-75		
Myles, Byron	1992-93	--0--	
--N--		O'Block, Buckley	1991
Nabors, Rafe	1939-40	O'Brien, Mike	1971
Nabors, Roland	1946-47	O'Connor, Robert	1939-40
Napper, Charles	1969-71	O'Grady, Bill	1949-51
Nash, David	1983-84	Odiorne, Charles	1986-89
Naughton, Chris	1989-90	Odum, James	1952-54
Naziruddin, Khalid	2004-05	Odum, Johnny	1969-71
		Ofor, Bennett	201

Okafor, Emeka	2015	Peterson, Landon	2020-23
Okafor, Mickey	2008-11	Petrich, Stacey	1990-93
Olbert, Mark	1978-80	Petty, Fred	1990-91
Oliver, Barney	1967-69	Phelps, Brad	1989-91
Olumua, Bristol	2004-05	Phelps, Todd	1984
Olson, Chris	2007-10	Philbrick, George	1936-38
Olson, Randy	1972-74	Phillips, Aubrey	1949-51
Ontiveros, Omar	2011-13	Phillips, Donte	2012-14
Ori, Chris	1992-94	Phillips, Jarvis	2010-12
Orms, Kevin	1967-69	Phillips, R. B.	1948-49
Orr, Don	1944, 1946-48	Pickett, Jeff	1987
Orr, Tim	1977	Picone, Johnathan	2016
Osunde, Happiness	2011-12	Pieper, Robert, Tr.	1981-82
Ottmers, Frank	1945, 1947-48	Pier, C. M.	1978-81
Outlaw, Josh	2014	Pierre, Raymond	2002
Overton, Elbert	1938-39	Pierre, Jesiah	2021-23
Owen, Truitt	1931-32	Pinson, Rex	1948, 1950
Owens, Alton L.	1934-36	Pipes, Wayne	1940
Owens, Pete	1935-37	Pipkins, Ondre	2016
Owens, Tyler	2022-23	Pirtle, Dick	1948-50
--P--		Pirtle, Robert T.	
		Pirtle, Tom	1943
Pace, Marc	1974	Pitts, Dorian	1997-00
Pace, Tom	1959-60	Pitts, John	1989-92
Pack, Ronnie	1964-66	Plunk, Joseph	2022-23
Page, Josh	1999-02	Polk, Ja'Lynn	2020
Page, Randy	1978	Pogue, Mack	1954-58
Paige, Anton	2001-02	Polite-Bray, D.J.	2013-14, 2016-17
Panazzolo, Dominic	2017-18	Polk, James	2011-14
Pancotti, Giovanni	2017-18	Polk, Russell	2011
Parker, Chris	2004-07	Polson, Dick	1959-61
Parker, Jeff, Tr.	1979-81	Porter, John	1963-65
Parker, Justus	2017-18	Porter, Keith	1981
Parks, David W.	1961-63	Porter, Tre'	2010-13
Parson, Ricky, Mgr.	1977, 79-80	Potter, Zac	1997
Payne, Chris	2012-14	Potts, Taylor	2007-10
Patricio, Anthony	1997-99	Pough, Ja'Quay	2018
Patterson, Leo	1939	Poulter, Lee	1974
Patterson, Mike	1966-68	Pratt, Darnell	1988
Patterson, Mike	1976-78	Price, Bill	1954
Pattison, Freddie	1973	Price, Duane	1995-97
Patton, Cody	1995-98	Price, Jerrell	1948-51
Patton, Terry	1997-99	Price, Myles	2020-23
Paul, Dee	2013	Price, Travis	1985-86, 1988-89
Payne, Ameral	1926, 29-30	Price, Yancy	1931-33
Peak, Tahrick	2010	Priddy, Marion L.	1932-34
Pearce, Herb	1981	Prim, John	1934
Pearson, Brad	2012-15	Pruitt, Jesse	1965
Pearson Jr., Reggie	2021-22	Puckett, Steve	1974
Pennington, Van	1952	Pugh, Jay	1994-97
Peppers, Anthony, Tr.	1977-78, 80	Pullings, Tony	1981-82
Perkins, Bruce	1984-87	Pursel, Dan	1947-49
Perkins, Ken	1969-71	Pynes, Ronny	1973
Perry, Charles	1985, 87-89		
Perry, Chris	2008-11	--Q--	
Perry, Fred	1968	Quick, Brent, Tr.	1975-76
Perry, Richard	1964	Quinney, Johnny	1977-79
Perryman, Bill	1954		
Person, James	1979-80	--R--	
Peters, Mickey	2000-03	Radney, Beau	2000-01
Peters, Rob	1996-99	Rambo, Evan	2019
Peterson, Alfred		Ramey, Mike	1982-83

TEXAS TECH ALL-TIME LETTERWINNERS

Ramirez, Bryce	2021, 2023	Rhodes, Quinton	1988-90	Rodriguez, Jon	2001-02	Schmidt, Don	1954-56
Ramirez, Manuel	2003-06	Ribble, Marland	1950-52	Rogers, Caleb	2020-23	Schmidt, Wesley	1974-75
Ramirez, Selso	1973-75	Rice, Ronnie	1957-59	Rogers, Mickey, Tr.	1985-88	Schneider, Bill, Tr.	1979-81
Ramsey, George	1993-95	Richards, Jackson	2011-14	Rogers, Neil W.	1949-50	Schooler, Colin	2020-21
Ramsey, Eural	1949-50	Richards, Rex	1999-02	Rogers, Pat	1971	Schrader, Bruce, Tr.	1982-84
Ramsey, Herschel	1935-37	Richardson, Jesse	1968-70	Rogers, Thomas E.	1942-44	Shuglen, Bob	1954-55
Randle, Tate	1978-81	Richardson, Mark	2019-20	Rogers, Tony	1994-97	Schwertner, Danny	1985-86
Rangel, Josh	2002-04	Richardson, Pete	2006-07	Rollins, Brian	1986-87	Sculark, Merv	1984-86, 1988
Rankin, David	1961-63	Richburg, Aubrey	1983-86	Roman, Gary	1965	Scott, Ken	2003-06
Rankin, Tuey	1989	Richburg, Nathan	1986-89	Rose, Dee	1948-49	Scott, Prince	1938-40
Rankin, Walter	1938	Ricketts, Billy	1953-54	Rose, Don	1958-60	Scott Jr., Vidal	2022
Rasberry, Rashon	2000-01	Riddle, John	1956-58	Rose, Mark	1975-77	Scovell, Dupree	2001-03
Rathbone, Milton	1949	Rigdon, Dalton	2018-21	Roselius, Dale	1956-58	Scovell, Field	1994-96
Ratliff, Jake	2005-08	Riggs, Calvin	1983-86	Rosen, Mike	1955	Scovell, John	1965-67
Rattan, Jason	1989-90	Riley, Sandy	2006-09	Rosenbaum, Scott, Tr.	1975-77	Scovell, King	1998-01
Rawls, Taurance	2004-05	Rinaldi, Peter	1951-52	Rosiles, Eric	1999-00	Seals, Ronnie	1992-93
Ray, Vernon	1942-46	Ritter, William	1992-94	Ross, Andre	2013-15	Sears, Mike	1973-76
Read, Charles	1943	Rittmann, Hunter	2016	Ross, Michael	1984	Sears, Shane	1987-90
Reagor, Bart	1984-87	Rivera, Gabriel	1979-82	Ross, Richard	1989-90	Seat, Gary	1966-67
Reagor, Montae	1995-98	Rivera, Robert	1992, 1994	Ross, Ronald	1999-01	Seay, Mike	1959-60
Rebold, Dale	1969-71	Rives, Donald	1970-72	Ross, Ronnie	1969-71	Seeman, Gerald	1957-58
Reed, Andy	1965, 1967-68	Rizzo, Luke	2019-20	Rothblatt, Mark	1984	Segriss, Scott	1985-88
Reed, Benjie	1971	Roark, Rusty	1982-84	Routh, Hudson	1950	Selfridge, Gary	1957-59
Reed, Bruce	1925-28	Robbins, Kenneth	1941-42	Rowe, Charles	1987-90	Selmon, Thomas	1984
Reed, Curtis	1975-78	Roberson, Brian	1997-98	Rowland, John	1952	Sesay, Brandon	2008
Reed, Danny	1973	Roberson, James	1948-49	Rowland, Jordy	2007-08	Session, Fletcher	2003-06
Reed, James R.	1942, 1946	Roberts, Ben	2023	Rowland, Ryan	2006	Shafer, Chris	1987-88
Reed, Justin	1998-01	Roberts, Cole	1997-01	Royal, Desmond	1985-88	Shaha, Bill	1961-63
Reed, L.A.	2005-08	Roberts, Don	1974-76	Royals, Myller	2019	Shahan, Arthur	1944-45
Reed, Mason	2016-18	Roberts, John	1957-58	Rucker, Taurus	1996-99	Shain, Toby	1999-01
Reed, Rylan	2005-08	Roberts, Shane	1998	Ruff, Matt, Mgr.	1977-78	Shanks, Ed. Jr.	1940-41
Reeger, Ronnie	1962-64	Roberts, Teddy	1963-64	Rumph, Lawrence	2010	Sharpe, Brandon	2008-09
Reese, Adrian	2006-07	Robertson, Clint	1996	Ryan, Jerry	1969-71	Sharpley, Bill	1948-50
Reeves, Ron	1978-81	Robertson, Dominique	2014	Ryan, Tom	1971-73	Shawver, Tommy	1954-55
Reichel, Jack	2016-18	Robertson, Pete	2012-15	Ryden, Todd	1984-87	Shearer, Calen	2005-06
Reinhart, Steve, Mgr.	1985-88	Robinson, Charlie	1999	Ryno, R. D.	1954-55	Sheffield, Louis	1988-91
Renda, Rudy	1997-99	Robinson, Dale	1958-60			Sheffield, Steven	2007-10
Reneau, John, Tr.	1982	Robinson, John	1995-98			Shields, Keith	1993
Renfro, Clay	1980-83	Robinson, Jojo	2017			Shields, Keith	1993
Reyes, Alex	2003-06	Robinson, Quintin	1970-72	Sadler, Ian	2014-16	Shields, Keith	1993
Reynolds, C., Tr.	1946-48	Robnett, Wm. Ed	1945-46	Saenz, Arcadio	1988-89	Shields, Keith	1993
Reynolds, Doyle	1954-55	Rodgers, K.H.	1948-49	Sailor, Ricky	2001-02	Shields, Keith	1993
Reynolds, Jeremy	2012-13	Rodgers, Paul	1978, 1981	Saldi, John	2002-05	Shields, Keith	1993
Reynolds, Jerry	1973	Rodkey, Caleb	2023	Salley, Richard	1975	Shields, Keith	1993
Rhoads, Ronnie	1966-68	Rodriguez, Jacob	2022-	Samford, Ronnie	1971-73	Shields, Keith	1993
				Sammons, Herbert	1948-49	Shields, Keith	1993
				Sampson, Jeff, Mgr.	1979-81	Shields, Keith	1993
				Sanders, Deshon	2009	Shields, Keith	1993
				Sanders, Jerry Don	1967-69	Shields, Keith	1993
				Sanders, Kyle	1998-00	Shields, Keith	1993
				Sanders, Ricky	1979-82	Shields, Keith	1993
				Sanford, Jordan	2023	Shields, Keith	1993
				Saul, Tracy	1989-92	Shields, Keith	1993
				Savage, Reggie	1998-00	Shields, Keith	1993
				Sawyer, Tom	1966, 1968-69	Shields, Keith	1993
				Scalzi, Tyler	2013-16	Shields, Keith	1993
				Scarborough, Reg	1962-64	Shields, Keith	1993
				Scarborough, Terry	1965-66	Shields, Keith	1993
				Schaefer, David	2005-07	Shields, Keith	1993
				Schaffner, Tim	1970-72	Shields, Keith	1993
				Scherler, Lynn	1994-96	Shields, Keith	1993
				Schilhab, Dickie	1971	Shields, Keith	1993
				Schlinkman, Walter	1942, 44-45	Shields, Keith	1993



▲ RON REEVES

TEXAS TECH ALL-TIME LETTERWINNERS

Smith, David	1980-81	Stewart, Austin	2012-14	Thiel, Kenny	1975-76	Trlica, Alex	2004-07
Smith, Desmon	2016-19	Stewart, Charles	1968-70	Thomas, Andrew	1977-79	Trostle, Nevin E.	1925
Smith, Donovan	2021-22	Stewart, Jackie	1967-68	Thomas, Bart	1992, 1994	Tucker, Bryan	1989, 1991
Smith, Doug	1965	Stewart, Wayne, Tr.	1972	Thomas, Jabbar	1993-94	Tucker, Dennis	1964-65
Smith, Edwin	1935-37	Stice, Luke	2016	Thomas, Lucien		Tucker, Phil	1965-67
Smith, Ethan	2015	Stickles, David	1985-87	Thomas, Mychealon	2016-17	Tucker, Stuart	1971-72
Smith, Eugene	1925-26	Still, Charles A.	1934	Thomas, Poet	2015	Turnbo, Bill	1957-59
Smith, George	1972-73	Stinnett, Anthony	1990-91	Thomas, Willie	1974, 1976	Turner, Bake	1959-61
Smith, Isaac	2022-	Stinson, Lemuel	1984-85, 1987	Thomas, Zach	1992-95	Turner, Corey	1995-96
Smith, Jabari	2003-04	Stockton, Jerry	1957-58	Thompson, Carlos	2013	Turner, Godfrey	1976-78
Smith, Jesse	1984-86	Stockton, Justin	2014-17	Thompson, Clarence	1962-64	Turner, Jerry	1965-67
Smith, Joe H.	1942, 46-47	Stoffels, Clint	2007-08	Thompson, Donta	2017-19	Turner, Jim	1950-52
Smith, Marcus	2014-15	Stone, Nathan	2007-09	Thompson, J. W.	1947-48, 1950	Turner, Lacy	1931-32
Smith, Mike	2001-04	Stone, Tim	1956-57	Thompson, Joe L.	1943-47	Turner, Marquis	2000, 02-03
Smith, Roderick	1982-83	Stormont, T.J.	2021	Thompson, John Vern	1951-53	Turner, RJ	2019
Smith, Roger	1940-41, 46	Storrs, C.L.	1939-40	Thompson, Kenneth	1954	Turner, Tommy	1960
Smith, Scott	2010-11	Stratton, Brock	2003-06	Thompson, SaRodorick	2019-22	Turner, Walter	1980
Smith, Timmy	1983-84, 86	Streater, Doug	1977	Thompson, Luke	1944-48	Tyler, Greg	1978-80
Smith, Troy	1981-84	Stringer, Brayden	2016-19	Thorpe, Brandon	2014	Tyner, Jackson	2019
Smith, Wayne, Mgr.	1952-54	Strong, Ryan	1988	Threweatt, Fred	2002-05	--V--	
Smith, Will	2012-13	Stumbo, Allen	1965-66	Thurman, Tyrone	1985-88	Van Loozen, Steve	1971-73
Smith, Wesley	2022-	Struver, Ike	1948, 1950	Tidwell, Bennie	1945	Vance, Dennis	1982-84
Smitherman, George	1978-80, 81	Strickland, Ed	1957, 1959-60	Tillery, Clarence	1939-41	Vakey, Ken	1955-57
Smitherman, Jesse	2010-11	Sullins, Payne	2015-16	Tilman, Andre	1971-73	Valdez, Cam/Ron	2022-23
Snider, Blake	2013	Sullivan, Carroll	1968	Tilman, Bill	1951	Vasher, T.J.	2017-20
Snodgrass, Bill Jo	1944	Swafford, Nancy, Tr.	1985-88	Tilman, Kellen	2005-07	Vasquez, Jim	1987-88
Solis, Oscar	1996-99	Swann, Alan	1978	Tilmon, Terrell	2023	Vasquez, Louis	2005-08
Sollis, L. J.	1932-33	Swift, Calvin	1929	Tinsley, Kelly	1974	Vation, LaShawn	2007
Sonier, Tyrone	2008-11	Swindall, Tramaïn	2008-11	Tipton, Larry		Vaughn, Milton	1957-58
Sowden, Bob, Mgr.	1971-72	Sykes, Willie	2017	Tisdale, Olan	1976-78	Veals, Dennis	1979
Sowell, Ronnie	1967-68	Symmanck, Taylor	2013-15	Tittle, Matt	1997-98	Verden, Jim	1978-80
Sparkman, J.J.	2021-23	Symons, B.J	2001-03	Todd, Chris	2006	Verhulst, Casey	2019-20
Spears, Lewis	1936			Toliver, Duane	1998-99	Vermillion, E. B.	1927
Speer, Randy	1963-66	--T--		Toliver, Sam	1988	Vest, Sawyer	2011
Spencer, Cole	2023	Tadlock, J.H.	1929	Tolliver, Billy Joe	1985-88	Vinyard, Kenny	1966-68
Spencer, Dylan	2023	Tadlock, Travis	1976-77	Tollett, James, Mgr.		Vinzant, Dennis	1926, 1928-29
Spinks, Brad	1993-96	Taliaferro, Kim	1976-78	Toman, Scott	1986-87	--W--	
Spinks, Jack	1954-55	Taliaferro, Loyd	1937	Torres, Alexander	2009-12	Waddle, LaAdrian	2009-12
Spinks, Rick	1952-54	Talkington, Bart	1987-89	Toogood, Keith	2003-06	Wade, Lane	1968-70
Spooner, Victor	1952-54	Talkington, Ken	1958-59	Townsend, Chadarius	2020-21	Wade, Myles	2009-10
Spraggins, Harold	1952-53	Tannehill, Tim	1985-87	Traylor, Kevin	1989	Wakefield, Carl	1983
Sprague, Gerald	1938	Tanner, Chris	1983-86	Treece, Robert	2001-02	Waldrup, Joseph H.	1937-39
Sprinkles, Kevin	1986-89	Tarbox, Elmer	1937-38	Treybig, Mike	1973	Walker, Cody	1994
Sprouse, J.T.	1996	Tatom, Buzz	1981-84	Tribble, Lester	1931-32		
Staats, Rusty	2023	Taylor, Billy	1974-77	Trippier, Carl	1954		
Stafford, Bob	1957-58	Taylor, Christian	2016-18				
Stafford, Dick	1959-60	Taylor-Demerson, Dadrion	2019-23				
Stafford, Richard	1960-61	Taylor, Donnie	1993-94				
Stahmer, Joe	1994-97	Taylor, Freddie	1977				
Stallings, Bill	1948	Taylor, James Burl	1944				
Standefer, Mike	1981	Taylor, Tony	1985				
Standefer, Dick	1942, 1946	Teague, Abner F.	1939-41				
Starr, Larry	1992-93	Teal, Bill	1931-32				
Stawarz, Paul	2016-18	Tecklenburg, Kerry	1982-83				
Steamer, Jervis	1989	Teeter, Henry	2021-23				
Steele, Terence	2016-19	Te'o, Troy	2020-21				
Stephens Jr., Eric	2009-12	Terrell, Anthony	1997-01				
Stephens, Willie	1976-79	Terry, Kevin	2019-20				
Sternes, Kenneth	1981-82, 1984	Terry, Mack	1952				
Stevens, Charles, Tr.	1979-81	Testaverde, Vincent	2014				
Stevens, Roy	1926	Thacker, George	1954				
Stevenson, Calvin G.	1947-49	Tharp, Mason	2021-23				

PREVIEW

RED RAIDERS

STAFF

'23 REVIEW

HISTORY

RECORDS

TEXAS TECH

▲ BILLY JOE TOLLIVER

TEXAS TECH ALL-TIME LETTERWINNERS

Walker, Daryl	1987	Welch, Jax	2017-19	Williams, Jimmy	1975-77	Wooten, Robert	2022-
Walker, Grant	2006-07	Welker, Wes	2000-03	Williams, Jimmy	1950, 1952-53	Worley, Bill	1961-63
Walker, Harry	1943	Wells, Freddie	1980-81, 1983-84	Williams, Kenny	2011-14	Worley, Chad	1991-92
Walker, Jerry	1952-55	Wells, Mike	1978-80	Williams, Kevyn	1982, 1985	Wright, Billy	1951-53
Walker, Jim		Welton, Charles S.	1950-52	Williams, Kris	2014-16	Wright, Byron	1992-94
Walker, Kevin	1988	Wesley, Antoine	2016-18	Williams, Lance	1998-01	Wright, Cameron	2012
Walker, Levi	1927-28	Wesley, Arlen	1951, 1953-55	Williams, Lawrence	1972-74	Wright, Jess, Tr.	1939
Walker, Ransom	1925-28	Wesley, Dennell	2011-13	Williams, Mark	1981-82	Wright, John	1984
Walker, Sammy	1988-90	Wesley, Jason	2000-03	Williams, Matt	2008-10	Wright, Len	1987-89
Walker, Todd	1994-95	Wessels, Greg	1975-77	Williams, Marlon	2006-09	Wright, Weston	2019-22
Walker, Todd	2005-06, 08	West, Dwayne	1953-55	Williams, Paul	2003, 05-07	Wyatt, Robert	1999-02
Walker, Trevor	2017	West, J. W.	1935-36	Williams, Phil	1955-58		
Walker, Wayne	1985-88	Westerfeldt, J. W.	1925-27	Williams, Rayshad	2021-23	--Y--	
Walker, Wilson	1935	Wheatley, Russell	1980	Williams, Rex	1937-39	Yancer, Robert	1963-65
Wall, Jamar	2006-09	Wheeler, Cody	2016	Williams, Ricky	1997-01	Yang, Colin	2018
Wall, Stoney		Wheeler, Dominique	2013	Williams, Robert L.	1943, 48-49	Yarbrough, Walter	1969
Wallace, Abraham	2017	Wheelis, Jack	1939	Williams, Roy	1942-46	Yeakey, Chris	2012
Wallace, Allen	1995	Whisenhunt, Danny	1980	Williams, Sammy	1974-77	Yenzler, Tyler	2005-07
Wallace, Chris	2009	Whitaker, Vernon	1951	Williams, Shaud	1999-00	Yontz, Quentin	2017-19
Wallace, Joseph	2016, 2018	White, Bill	1948	Williams, Stan	1980-82	York, Jayden	2022-23
Wallace, Kenneth	1971-73	White, Brad	1981, 1983-84	Williams, Tim	1989	Young, Bobby	1954-57
Waller, Arlan	2010	White, Cam	2020-21	Williams, Tyson	2012	Young, Matthew	2021
Waller, J. D.	1928-30	White, Dean	1951-54	Williamson, Bryan	1981-82	Young, Doug	1964-66
Walsh, Charles	1945	White, Dixie	1937-39	Willies, Derrick	2016-17	Young, Jack	1948
Walstad, Joe	1976-79	White, Gilbert A.	1926-27	Willis, C. C.	1963-65	Young, Jeff, Tr.	1974
Walter, Joe	1981-84	White, Hakeem	2019	Willis, Danny	1971-73	Young, Jim B.	1931-33
Walter, Ken	1977-79	White, Jeff	1964-65	Willis, Richard	1962-63	Young, Phil	1986-88
Ward, Da'Leon	2016, 2018	White, John	2013-15	Wilson, Elmer	1951-54	Young, Reagan	1969
Ward, Dan'Jay	2006	White, Quincy	1991-92	Wilson, Ernie	1925-26	Young, William	1932-34
Ward, Eric	2010-13	White Jr., Quinton	2013-16	Wilson, Matt	2013		
Ward, Keenon	2013-16	White, Regan	1954	Wilson, Marcus	1992	--Z--	
Ward, Kevin	1995-96	White, Rodney	1988	Wilson, Robert, Mgr.	1956-59	Zachery, Jerry	1983, 1985
Warren, Fred	1967-68	White, Thurman	1943	Wilson, Theodore	1933	Zanios, Jim	1962-64
Warren, Gary	1985-87	White, Vic	1980-81	Wilson, Thomas	1964-65	Zeller, Chuck	1972
Washington, Broderick	2016-19	White, Xavier	2020-23	Wilson, Tony	1994	Zoller, George	1942, 1946-47
Washington, DeAndre	2011-15	Whitehead, Billy Joe	1944	Wilson, Tyree	2020-22	Zouzalik, Austin	2009-12
Washington, Lewis	1978-81	Whitfield, Ken	1986-89	Wilson, Wm. Woodrow	1932-34		
Washington, Marcus	1988-90	Whitley, E.J.	2002-05	Winbush, Zach	2010-14		
Washington, Mark	1997-00	Whitlock, Colby	2007-10	Windom, Clyde	1964		
Waters, Bill	1952	Whitman, Wes	1980	Windom, Eddy	1967-69		
Waters, Greg	1972-73	Whitney, Chris	1994-97	Wingo, Matt	1988-91		
Waters, Marquis	2021-22	Whitsell, Brent	1985	Winkler, Bernie	1943, 1945-47		
Watkins, Dennis	1961-62	Whitted, Bill	1951-52	Winn, Marlon	2006-09		
Watkins, Mike	1969-71	Wickware, Damon	1991-94	Winn, Tim	1997-99		
Watson, Dal	1985-88	Wiggington, S. D.	1934-36	Winston, Clifton	1986-89		
Watson, Harold	2000-01	Wilborn, Michael	1998	Winter, George	1935-36		
Watson, Jerry	1968-70	Wilburn, Dennis	2022-23	Winters, George	1948-49		
Watts, Cameron	2020-21, 2023	Wildon, Ted		Witucki, Bob	1958		
Watts, Ted	1978-80	Wiles, Jackie	1959-60	Wolff, Trey	2019-22		
Waygood, Don	1954-55	Wiley, Anthony	1990-93	Womble, Greg	1983		
Weatherall, Phil	1978	Wiley, Jerry, Mgr.	1958-64	Wood, Kerry, Tr.	1975		
Weatherspoon, Stephon	1989-90	Williams, Albert	1941	Wood, Jeff	1993-94		
Weaver, Fred	1958-60	Williams, Bert	1934-35	Wood, Jon	1989-90		
Weaver, Gilbert, Tr.	1958-60	Williams, Brandon	2006-08	Wooddell, Greg	1977		
Webb, Davis	2013-15	Williams, Bo, Mgr.	1931-32	Woods, Jeremy	2001-04		
Webb, George L.	1937-38	Williams, Bobby	1943, 1946-48	Woods, Glen, Tr.			
Webb, Tommy	1986-89	Williams, C. W.	1960-62	Woods, Kahlee	2014		
Weber, Art	1940-41	Williams, DeTwill	1999	Woods, Shannon	2005-08		
Webster, Walter	1940	Williams, Donald D.	1948-50	Woodward, Caleb	2016-17		
Weeks, Mike	1970-72	Williams, Don	1954-56	Woodward, Darrell	1925		
Weeks, Nolan	1943	Williams, J.J.	2000-01	Wooldrige, Floyd	1925-27, 30		
Weise, Billy	1963-64	Williams, Jared	2005	Wooldrige, Charles	1928-29		

For any corrections or additions, please contact the Texas Tech Athletics Communications office at 806-742-2770 or matthew.dowdy@ttu.edu.

NATIONAL AWARDS

**BILETNIKOFF AWARD**

Presented annually to the nation's top receiver, regardless of position, by the Tallahassee Football Club Foundation.

Michael Crabtree • 2007, 2008

Crabtree became the first two-time winner of the Biletnikoff Award in 2008, cementing his status as one of the top wide receivers in college football history. Crabtree was the first Big 12 player to ever garner the prestigious award as well as the first player from a state of Texas school. To date, he remains one of only two players in history to be recognized with the trophy twice in a career.

Crabtree became the first freshman to win the Biletnikoff Award and the 14th overall winner when he took home the trophy for the first time in 2007. He set the Texas Tech single-season marks as well as the NCAA freshman records for receptions (134), receiving yards (1,962) and receiving touchdowns that season. His impressive debut has not been matched to this date as he still ranks third all-time in NCAA history for single-season receiving yards and first among power-five receivers. Crabtree followed with 1,165 yards and 19 touchdowns through the air as a sophomore en route to leading the Red Raiders to an appearance in the Cotton Bowl. His highlight moment came against Texas that season where he hauled in the game-winning catch from Graham Harrell, a 28-yard strike with one second remaining to top No. 1 Texas. It marked the first time in school history Texas Tech had defeated a top-ranked opponent.

CAREER STATS

RECEIVING	G	Rec	Yds	TD	Lg	Rec/G	Avg/C	Avg/G
2007	13	134	1,962	22	75	10.3	14.6	150.9
2008	13	97	1,165	19	82	7.5	12.0	89.6
Totals	26	231	3,127	41	82	8.9	13.5	120.3

PAUL WARFIELD TROPHY

Presented annually to the nation's top wide receiver by the Touchdown Club of Columbus. The trophy ceased to exist after the 2018 season.


Michael Crabtree • 2007, 2008

Like the Biletnikoff Award, Crabtree became the first two-time winner of the Paul Warfield Trophy as he earned the accolade following each of his two seasons as a Red Raider.

THE HEISMAN TROPHY

Presented annually to the nation's top player by the Heisman Trophy Trust, Texas Tech has had seven Red Raiders finish in the top 10 of the voting since the award's inception in 1935. Donny Anderson and Graham Harrell are Texas Tech's highest finishers all-time in the voting, finishing fourth overall in 1965 and then 2008.

Year	Player	Place
1960	E.J. Holub	10th
1965	Donny Anderson	4th
1996	Byron Hanspard	6th
2002	Kliff Kingsbury	9th
2003	B.J. Symons	10th
2008	Graham Harrell	4th
2008	Michael Crabtree	5th

**DOAK WALKER AWARD**

Presented annually to the nation's top running back by the PwC SMU Athletic Forum based in Dallas.

Byron "Bam" Morris • 1993

Morris was only the fourth all-time winner of the Doak Walker Award in 1993 as he rushed for 1,752 yards to break Earl Campbell's single-season Southwest Conference rushing record. Morris snapped the Texas Tech single-season marks for rushing yards and rushing touchdowns after finding the end zone 22 times via the ground, a record that still stands to this day. He led the FBS that season for points per game and ranked second in total points and rushing yards.

CAREER STATS

RUSHING	G	Att	Yds	TD	Lg	Avg/C	Avg/G
1991	11	98	514	5	39	5.2	46.7
1992	11	242	1,279	10	51	5.3	116.3
1993	11	298	1,752	22	44	5.9	159.3
Totals	33	638	3,545	37	51	5.5	107.4

Byron Hanspard • 1996

Hanspard became only the sixth player in FBS history to rush for 2,000 yards in a season en route to winning the Doak Walker Award in 1996. Hanspard snapped Morris' previous single-season rushing record with 2,084 yards, needing only five games to reach the 1,000 yard mark alone, the fastest any player had done so in NCAA history. He remains the Texas Tech single-season record holder for rushing yards and attempts to this day as well as the all-time leader for career rushing yards (4,219). Hanspard was tabbed a unanimous All-American selection en route to leading the Red Raiders to an appearance in the Alamo Bowl. Hanspard, a second round selection in the 1997 NFL Draft, became only the third unanimous All-America honoree in program history.

CAREER STATS

RUSHING	G	Att	Yds	TD	Lg	Avg/C	Avg/G
1994	11	173	761	5	34	4.4	69.2
1995	11	248	1,374	11	63	5.5	124.9
1996	11	339	2,084	13	72	6.1	189.5
Totals	33	760	4,219	29	72	5.6	127.8



NATIONAL AWARDS



SAMMY BAUGH TROPHY

Presented to the nation's top quarterback by the Touchdown Club of Columbus. The award ceased to exist after the 2018 season. Texas Tech is one of only three FBS schools in the nearly 60-year existence of the award to have four different winners.

Kliff Kingsbury • 2002

Kingsbury became Texas Tech's first-ever recipient of the Sammy Baugh Trophy in 2002 after he threw for a then-school record 5,017 yards and 45 touchdowns en route to leading the Red Raiders to a 9-5 record and a victory over Clemson in the Tangerine Bowl. At the time, Kingsbury was only the third quarterback in FBS history to record 5,000 passing yards in a season as he closed his collegiate career as the NCAA record holder for completions, passing attempts and total offensive plays.

B.J. Symons • 2003

Symons replaced Kingsbury a year later and kept the Red Raider offense rolling to the tune of an NCAA-record 5,833 passing yards. In the history of the award, it marked only the third time where two different quarterbacks had claimed the Sammy Baugh Trophy in consecutive seasons. Symons ran away with the award as he led the nation in nearly every passing category, setting FBS records for passing yards and passing touchdowns (52).

Graham Harrell • 2007

Texas Tech had to wait until the 2007 season for its third all-time winner of the Sammy Baugh Trophy as Harrell claimed the award following a strong junior campaign. Harrell was only the sixth quarterback in FBS history to throw for 5,000 yards in a season at the time as he blistered opposing defenses to the tune of 5,705 passing yards and 48 touchdowns. Texas Tech boasted the nation's top passing offense again that season as the Red Raiders ultimately finished 9-4 overall with a win over No. 20 Virginia in the Gator Bowl.

Patrick Mahomes II • 2016

Mahomes was named Texas Tech's fourth winner of the Sammy Baugh Trophy in 2016 as he became the fifth Red Raider all-time to lead the country in passing yards. Mahomes did it in only 12 games, becoming only the third quarterback in FBS history to record at least 5,000 passing yards in 12 games or less. Mahomes was also a threat with his legs, rushing for 285 yards and 12 touchdowns to become only the third FBS quarterback in history to record 5,000 yards of total offense twice in a career. Mahomes, in his final season as a Red Raider, ranked sixth all-time in FBS history for total offense and 12th for passing yards.

JOHNNY UNITAS GOLDEN ARM AWARD

Presented to the nation's top quarterback by the Johnny Unitas Foundation.

Graham Harrell • 2008

Harrell capped his legendary Red Raider career by being named the winner of the Johnny Unitas Golden Arm Award following a memorable senior season. Harrell threw for 5,111 passing yards and 45 touchdowns as a senior en route to becoming the first Texas Tech quarterback to earn first team All-America honors. Behind Harrell's arm, Texas Tech won its first 10 games that season, rising to as high as No. 2 in the polls after downing top-ranked Texas with his memorable touchdown pass to Michael Crabtree in the final seconds. Texas Tech matched its school record with 11 wins on its way to the fourth Cotton Bowl appearance in program history.

AT&T ALL-AMERICA PLAYER OF THE YEAR

Year	Player
2008	Graham Harrell
2007	Michael Crabtree

THE SPORTING NEWS PLAYER OF THE YEAR

Year	Player	Position
1965	Donny Anderson	Running Back

CF PERFORMANCE AWARD TIGHT END OF THE YEAR

Year	Player
2013	Jace Amaro

CBS SPORTS NATIONAL FRESHMAN OF THE YEAR

Year	Player
2007	Michael Crabtree

STREET & SMITH'S 50TH ANNIVERSARY TEAM

Year	Player	Position
1960	E.J. Holub	Center

NATIONAL FOOTBALL FOUNDATION/COLLEGE HALL OF FAME POST-GRADUATE SCHOLARSHIP

Year	Player	Position
2012	Cody Davis	Safety
2008	Graham Harrell	Quarterback
2002	Kliff Kingsbury	Quarterback

COSIDA ACADEMIC PLAYER OF THE YEAR

Presented annually by the College Sports Communicators (formally CoSIDA) to the nation's top academic student-athlete

Year	Player	Position
2002	Kliff Kingsbury	Quarterback

NCAA POST-GRADUATE SCHOLARSHIP

Presented annually to student-athletes that excel off the field

Year	Player
1965	James Ellis, Jr.
1968	John Scovell
1975	Jeffrey Jobe
1978	Richard Arledge
1985	Bradford White
1990	Thomas Mathiasmeier
1996	Field Scovell

AFCA GOOD WORKS TEAM

Honoring college football student-athletes and head coaches for their contributions to their communities.

Year	Player	Position
1997	Dane Johnson	Defensive Back
1998	Montae Reagor	Defensive End
2008	Brian Duncan	Linebacker
2022	Tony Bradford Jr.	Defensive Line

HONORARY COACH

2021	Matt Wells	Head Coach
------	------------	------------

FREDDIE SOLOMON COMMUNITY SPIRIT AWARD

Recognizes football student-athletes for "helping make the world a better place by impacting the lives of others through community service."


Year	Player	Position
2023	Tony Bradford Jr.	Defensive Line

POP WARNER COLLEGE FOOTBALL AWARD


Recognizes a senior who has "made a difference on the field, in the classroom and in the community and serves as a role model to Pop Warner's young student-athletes."

Year	Player	Position
2023	Tony Bradford Jr.	Defensive Line

FIRST TEAM ALL-AMERICANS



1- E.J. HOLUB
Center/LB, 1959-60
FWAA, NEA




2- DAVE PARKS
Split End, 1963
Consensus



3- DONNY ANDERSON
RB, 1964 & 1965
4x '64/Consensus '65



4- PHIL TUCKER
Offensive Guard, 1967
NEA




5- KENNY VINYARD
Place Kicker, 1968
TSN




6- DENTON FOX
Defensive Back, 1969
FWAA




7- ANDRE TILLMAN
Tight End, 1973
AP




8- THOMAS HOWARD
Linebacker, 1976
AFCA, WCFF




9- DAN IRONS
Offensive Tackle, 1977
Consensus




10- TED WATTS
Defensive Back, 1980
TSN




11- GABE RIVERA
Defensive Tackle, 1982
Consensus




12- TYRONE THURMAN
Kick Returner, 1988
AP



13- CHARLES ODIORNE
Offensive Tackle, 1989
TSN



14- MARK BOUNDS
Punter, 1991
Unanimous




15- LLOYD HILL
Wide Receiver, 1992
AFCA, TSN, UPI



16- ZACH THOMAS
Linebacker, 1994 & 1995
2x '94/Unanimous '95



17- MARCUS COLEMAN
Defensive Back, 1995
FWAA



18- BYRON HANSFORD
Running Back, 1996
Unanimous



19- MONTAE REAGOR
Defensive End, 1998
Consensus



20- DWAYNE SLAY
Free Safety, 2005
Sports Illustrated



21- MICHAEL CRABTREE
WR, 2007 & 2008
2x Unanimous



22- BRANDON CARTER
Offensive Line, 2008
Consensus




23- GRAHAM HARRELL
Quarterback, 2008
AFCA




24- RYLAN REED
Offensive Line, 2008
WCFF



25- JACE AMARO
Tight End, 2013
Unanimous



26- ANTOINE WESLEY
Wide Receiver, 2018
FWAA



27- TYREE WILSON
Defensive End, 2022
FWAA



▲ MICHAEL CRABTREE had one of the most dominant two-year stretches in college football history being a back-to-back unanimous All-American and back-to-back winner of the Biletnikoff Award over the 2007-08 seasons.

Since 2009, the NCAA recognizes All-Americans selected by the Associated Press (AP), Football Writers Association of America (FWAA), American Football Coaches Association (AFCA), Walter Camp Foundation (WCFF) and Sporting News (TSN, from its historic name of The Sporting News) to determine consensus and unanimous All-Americans.

To be selected a consensus All-American, players must be chosen to the first team on at least half of the five official selectors as recognized by the NCAA. Second- and third-team honors are used to break ties. Players named first-team by all five selectors are deemed unanimous All-Americans.

PREVIEW

RED RAIDERS

STAFF

'23 REVIEW

HISTORY

RECORDS

TEXAS TECH

ALL-TIME ALL-AMERICANS
(First, Second or Third Teams)

1.	Amaro, Jace, TE	2013: WCFF-1, AP-1, TSN-1, AFCA-1, FWAA-1, USAT-1, CBS-1, SI-1, Athlon-1, ESPN-2
2.	Anderson, Donny, RB	1964: FWAA-1, AP-1, TSN-1, NEA-1 /1965: AFCA-1, FWAA-1, TSN-1, NEA-1, WCFF-1, AP-1, UPI-1
3.	Bounds, Mark, P	1991: WCFF-1, TSN-1, AFCA-1, FWAA-1, FN-1, AP-1, UPI-1
4.	Brooks, Jordyn, LB	2019: AP-2, WCFF-2, FWAA-2, AFCA-2
5.	Burley, Ecomet, DT	1974: NEA-2
6.	Carter, Brandon, OL	2008: AFCA-1, TSN-1/ 2009: AP-2
7.	Cavazos, Bobby, RB	1953: AP-2
8.	Clark, Le'Raven, OL	2015: CBS-2
9.	Coleman, Marcus, DB	1995: FWAA-1, UPI-2
10.	Crabtree, Michael, WR	2007: AFCA-1, FWAA-1, AP-1, TSN-1, WCFF-1, SI-1, ESPN-1, CBS-1, CFN-1 2008: AFCA-1, FWAA-1, AP-1, TSN-1, WCFF-1, ESPN-1, CBS-1, CFN-1
11.	Curtis, Kevin, FS/SS	2000: FN-2 /2001: FN-2
12.	Flugence, Lawrence, LB	2001: AP-3
13.	Fox, Denton, DB	1969: FWAA-1
14.	Gilbert, Larry, WR	1966: AP-2
15.	Grant, Jakeem, KR/WR	2015: CBS-2, SI-2, AP-3
16.	Gray, James, RB	1989: AP-2, UPI-2, FN-2
17.	Hadnot, James, FB	1978: AP-3
18.	Hanspard, Byron, RB	1996: AFCA-1, WCFF-1, FWAA-1, FN-1, TSN-1, AP-1
19.	Harrell, Graham, QB	2008: AFCA-1
20.	Hastings, Brad, LB	1986: FN-3
21.	Haverty, Trey, WR	2004: AP-3
22.	Hill, Lloyd, SE/WR	1992: AFCA-1, UPI-1, TSN-1, AP-2
23.	Holub, E.J., C/LB	1959: FWAA-1, NEA-1, AP-2 /1960: FWAA-1, NEA-1, UPI-1, AFCA-1, TSN-1, CFN-1, WCFF-1
24.	Howard, Thomas, LB	1976: AFCA-1, WCFF-1
25.	Hunt, Aaron, DE	2001: FN-3
26.	Irons, Dan, OT	1977: AFCA-1, UPI-1, FN-1, WCFF-1
27.	Kaufman, Ben, OT	1996: AP-3
28.	King, Don, OL	1968: AP-2
29.	Morris, Byron, RB	1993: AP-2
30.	Odiorne, Charles, OT	1989: TSN-1, AP-3
31.	Parks, Dave, SE	1963: AP-1, TSN-1
32.	Price, Jerrell, OT	1951: AP-2
33.	Reagor, Montae, DE	1997: TSN-2 /1998: AFCA-1, FWAA-1, TSN-1, AP-1, WCFF-1
34.	Reed, Rylan, OL	2008: WCFF-1, SI-1
35.	Rivera, Gabriel, DT	1982: AFCA-1, AP-1, NEA-2, UPI-2, FN-2
36.	Rives, Donald, DT	1972: AP-2
37.	Saul, Tracy, DB	1991: UPI-2, AP-3
38.	Sharpe, Brandon, DE	2009: AP-3
39.	Slay, Dwayne, FS	2005: SI-1
40.	Thomas, Zach, LB	1994: AFCA-1, UPI-1, AP-2, FN-2 /1995: AFCA-1, FWAA-1, TSN-1, WCFF-1, AP-1, UPI-1, FN-1
41.	Thrumman, Tyrone, KR	1988: AP-1
42.	Tillman, Andre, TE	1973: AP-1
43.	Tucker, Phil, OG	1967: NEA-1
44.	Vasquez, Louis, OG	2008: AP-3
45.	Vinyard, Kenny, K	1968: TSN-1
45.	Walker, Jerry, OT	1953: AP-1
46.	Watts, Ted, DB	1980: TSN-1, NEA-2
47.	Wesley, Antoine, WR	2018: FWAA-1
48.	Williams, Ricky, RB	1998: FN-2, AP-3
49.	Wilson, Tyree, OLB	2022: FWAA-1, USAT-1, ATH-1, PS-1, AFCA-2, AP-2

KEY:
All-America Teams are composed of the following organizations:
• Associated Press (AP)
• Football Writers Association of America (FWAA)
• American Football Coaches Association (AFCA)
• Walter Camp Foundation (WCFF)
• Sporting News (TSN, from its historic name of The Sporting News)

Since 2009, the NCAA recognizes All-Americans selected by the Associated Press (AP), Football Writers Association of America (FWAA), American Football Coaches Association (AFCA), Walter Camp Foundation (WCFF) and Sporting News (TSN, from its historic name of The Sporting News) to determine consensus and unanimous All-Americans.

Additional present day organizations:
• Sports Illustrated (SI)
• The Athletic (ATH)
• USA Today (USAT)
• ESPN
• CBS Sports (CBS)
• College Football News (CFN)
• Scout.com
• Athlon Sports
• Phil Steele (PS)
• Fox Sports (FOX)

Defunct organizations:
• UPI stands for United Press International, which conferred sports awards annually until 1996.
• UP became known as UPI after a merger in 1958.
• From 1924 to 1996, the Newspaper Enterprise Association (NEA) was the selector of college football All-America teams.
• The Football News (FN), founded in 1939, was a weekly tabloid newspaper covering collegiate and professional football. The publication was designated by the NCAA as a "major selector" of college football national championships, for the years 1958 to 2002. They were also designated as an "official selector" for college football All-America teams for the years 1993 to 2001.

ALL-AMERICANS

CONSENSUS		
1960	E.J. Holub	Offensive Line
1965	Donny Anderson	Running Back
1977	Dan Irons	Offensive Line
1982	Gabriel Rivera	Defensive Line
1991	Mark Bounds (U)	Punter
1995	Zach Thomas (U)	Linebacker
1996	Byron Hanspard (U)	Running Back
1998	Montae Reagor	Defensive Line
2007	Michael Crabtree (U)	Wide Receiver
2008	Brandon Carter	Offensive Line
2008	Michael Crabtree (U)	Wide Receiver
2013	Jace Amaro (U)	Tight End
(U) indicates <i>Unanimous</i> selections		

FIRST TEAM		
1959	E.J. Holub, C/LB	FWAA, NEA
1960	E.J. Holub, C/LB	FWAA, NEA, UPI, AFCA TSN, CFN, WCFF (<i>consensus</i>)
1963	Dave Parks, Split End	AP, TSN
1964	Donny Anderson, RB	FWAA, AP, TSN, NEA
1965	Donny Anderson, RB	AFCA, FWAA, TSN, NEA, WCFF, AP, UPI, (<i>consensus</i>)
1967	Phil Tucker, OG	NEA
1968	Kenny Vinyard, K	TSN
1969	Denton Fox, DB	FWAA
1973	Andre Tillman, TE	AP
1976	Thomas Howard, LB	AFCA, WCFF
1977	Dan Irons, OT	AFCA, UPI, FN WCFF (<i>consensus</i>)
1980	Ted Watts, DB	TSN
1982	Gabriel Rivera, DT	AFCA, AP (<i>consensus</i>)
1988	Tyrone Thurman, KR	AP
1989	Charles Odiorne, OT	TSN
1991	Mark Bounds, P	WCFF, TSN, AFCA, FWAA FN, AP, UPI (<i>unanimous</i>)
1992	Lloyd Hill, SE	AFCA, UPI, TSN
1994	Zach Thomas, LB	AFCA, UPI
1995	Zach Thomas, LB	AFCA, FWAA, TSN WCFF, AP, UPI, FN (<i>unanimous</i>)
1995	Marcus Coleman, DB	FWAA
1996	Byron Hanspard, RB	AFCA, WCFF, FWAA FN, TSN, AP (<i>unanimous</i>)
1998	Montae Reagor, DE	AFCA, FWAA, TSN, AP, WCFF (<i>consensus</i>)
2005	Dwayne Slay, FS	SI
2007	Michael Crabtree, WR	AFCA, FWAA, AP TSN, WCFF, SI, ESPN, CBS, CFN (<i>unanimous</i>)
2008	Michael Crabtree, WR	AFCA, FWAA, AP TSN, WCFF, ESPN, CBS, CFN (<i>unanimous</i>)
2008	Brandon Carter, OL	AFCA, TSN (<i>consensus</i>)
2008	Graham Harrell, QB	AFCA
2008	Rylan Reed, OL	WCFF, SI
2013	Jace Amaro, TE	WCFF, AP, TSN, AFCA FWAA, USAT, CBS, SI, Athlon (<i>unanimous</i>)
2018	Antoine Wesley, WR	FWAA
2022	Tyree Wilson, OLB	FWAA, USAT, ATH, PS

SECOND TEAM		
1951	Jerrell Price, OT	AP
1953	Bobby Cavazos, RB	AP
1959	E.J. Holub, C/LB	AP
1966	Larry Gilbert, WR	AP
1968	Don King, OL	AP
1972	Donald Rives, DT	AP
1974	Ecomet Burley, DT	NEA
1980	Ted Watts, DB	NEA
1982	Gabriel Rivera, DT	NEA, UPI, FN
1989	James Gray, RB	AP, UPI, FN
1991	Tracy Saul, DB	UPI
1992	Lloyd Hill, WR	AP
1993	Byron Morris, RB	AP
1994	Zach Thomas, LB	AP, FN
1995	Marcus Coleman, DB	UPI
1997	Montae Reagor, DE	TSN
1998	Ricky Williams, RB	FN
2000	Kevin Curtis, SS	FN
2001	Kevin Curtis, FS	FN
2009	Brandon Carter, OL	AP
2013	Jace Amaro, TE	ESPN
2015	Jakeem Grant, KR/WR	CBS, SI
2015	Le'Raven Clark, OL	CBS
2019	Jordyn Brooks, LB	AP, WCFF, FWAA, AFCA
2022	Tyree Wilson, OLB	AFCA, AP

THIRD TEAM		
1978	James Hadnot, FB	AP
1986	Brad Hastings, LB	FN
1989	Charles Odiorne, OT	AP
1991	Tracy Saul, DB	AP
1996	Ben Kaufman, OT	AP
1998	Ricky Williams, RB	AP
2001	Aaron Hunt, DE	FN
2001	Lawrence Flugence, LB	AP
2004	Trey Haverty, WR	AP
2008	Louis Vasquez, OG	AP
2009	Brandon Sharpe, DE	AP
2015	Jakeem Grant, AP/WR	AP

HONORABLE MENTION		
1938	Elmer Tarbox, HB	--
1944	Walter Schlinkman, RB	--
1951	Bobby Cavazos, RB	AP
1952	Bobby Cavazos, RB	AP
1953	Bobby Cavazos, RB	UP
1953	Jerry Walker, OT	AP, UP
1953	Jack Kirkpatrick, QB	AP, UP
1954	Jerry Walker, OT	--
1954	Jim Sides, B	--
1954	Claude Harland, E	--
1956	Barton Massey, C	--
1970	Ken Perkins, DB	n/a
1976	Mike Sears, OG	--
1980	Ted Watts, DB	AP
1980	Gabriel Rivera, DT	AP
1980	Tate Randle, S	AP
1980	James Giles, DT	AP
1980	Renie Baker, SE	AP
1982	Ricky Gann, K	AP
1984	Dwayne Jiles, LB	AP
1985	Brad Hastings, LB	AP
1985	Carl Carter, DB	AP
1995	Byron Hanspard, RB	UPI
2008	Graham Harrell, QB	SI
2008	Darcel McBath, DB	SI
2022	Tyree Wilson, OLB	PPF



▲ **BYRON HANSPARD** finished sixth in Heisman voting during his stellar 1996 Unanimous First Team All-America campaign when he exploded for better than 2,000 yards. Nearly 30 years later, the 2024 season is staged for senior Tahj Brooks chasing numerous records Hanspard set through his Red Raider career.

ALL-AMERICANS (by organization)

AFCA		
1960	E.J. Holub	C
1965	Donny Anderson	HB
1976	Thomas Howard	LB
1977	Dan Irons	T
1982	Gabriel Rivera	DL
1991	Mark Bounds	P
1992	Lloyd Hill	WR
1994	Zach Thomas	LB
1995	Zach Thomas	LB
1996	Byron Hanspard	RB
1998	Montae Reagor	DL
2007	Michael Crabtree	WR
2008	Michael Crabtree	WR
2008	Brandon Carter	OL
2008	Graham Harrell	QB
2013	Jace Amaro	TE
In 2016, the first-ever Second Team All-America team was recognized		
2019	Jordyn Brooks [2nd Team]	LB
2022	Tyree Wilson [2nd Team]	DL

SPORTS NEWS (TSN)		
1960	E.J. Holub	C
1963	Dave Parks	End
1964	Donnie Anderson	Halfback
1965	Donny Anderson	Running Back
1968	Kenny Vinyard	Kicker
1980	Ted Watts	Defensive Back
1989	Charles Odiorne	Offensive Tackle
1991	Mark Bounds	Punter
1992	Lloyd Hill	Wide Receiver
1995	Zach Thomas	Linebacker
1996	Byron Hanspard	Running Back
1997	Montae Reagor [2nd Team]	Defensive End
1998	Montae Reagor	Defensive End
2007	Michael Crabtree	Wide Receiver
2008	Michael Crabtree	Wide Receiver
2008	Brandon Carter	Offensive Line
2013	Jace Amara	Tight End

MISCELLANEOUS		
1953	Bobby Cavozos [HM]	UP
1953	Jack Kirkpatrick [HM]	UP
1953	Jerry Walker [HM]	UP
1959	E.J. Holub [1st Team]	NEA
1960	E.J. Holub, C/LB [1st Team]	NEA, UPI, FN
1964	Donny Anderson, RB [1st Team]	NEA
1965	Donny Anderson, RB [1st Team]	NEA, UPI
1967	Phil Tucker, OG [1st Team]	NEA
1974	Ecomet Burley, DT [2nd Team]	NEA
1977	Dan Irons, OT [1st Team]	UPI, FN
1980	Ted Watts, DB [2nd Team]	NEA
1986	Brad Hastings, LB [3rd Team]	FN
1989	James Gray, RB [2nd Team]	UPI, FN
1991	Tracy Saul, DB [2nd Team]	UPI
1992	Lloyd Hill, SE [1st Team]	UPI
1994	Zach Thomas [1st Team]	UPI
1994	Zach Thomas [2nd Team]	FN
1994	Zach Thomas [1st Team]	UPI, FN
1995	Byron Hanspard (HM)	UPI

FWAA		
The FWAA All-America Team was first selected in 1944 and honored a first and second team until 1949. It was one team from 1950-2012.		
1959	E.J. Holub	C/LB
1960	E.J. Holub	C/LB
1964	Donny Anderson	End
1965	Donny Anderson	Back
1969	Denton Fox	Defensive Back
1991	Mark Bounds	Punter
1995	Zach Thomas	Linebacker
1995	Marcus Coleman	Defensive Back
1996	Byron Hanspard	Running Back
1998	Montae Reagor	Defensive Line
2007	Michael Crabtree	Wide Receiver
2008	Michael Crabtree	Wide Receiver
In 2013, Second Team All-America was reintroduced by the FWAA		
2013	Jace Amaro [1st Team]	Tight End
2018	Antoine Wesley [1st Team]	Wide Receiver
2019	Jordyn Brooks [2nd Team]	Linebacker
2022	Tyree Wilson [1st Team]	Outside Linebacker

WALTER CAMP (WCFF)		
The nation's oldest college football All-America team - from 1889 to 1964, eleven players were selected		
1960	E.J. Holub	C
In 1965, both offensive and defensive teams were picked		
1965	Donny Anderson	Back
1976	Thomas Howard	Linebacker
1977	Dan Irons	Tackle
1991	Mark Bounds	Punter
1995	Zach Thomas	Linebacker
1996	Byron Hanspard	Running Back
In 1998, the first-ever Second Team All-America team was recognized		
1998	Montae Reagor	Defensive End
2007	Michael Crabtree	Wide Receiver
2008	Michael Crabtree	Wide Receiver
2008	Rylan Reed	Offensive Line
2013	Jace Amaro	Tight End
2019	Jordyn Brooks [2nd Team]	Linebacker

1995	Marcus Coleman, DB [2nd Team]	UPI
1996	Byron Hanspard [1st Team]	FN
1998	Ricky Williams, RB [2nd Team]	FN
2000	Kevin Curtis, SS [2nd Team]	FN
2001	Kevin Curtis, FS [2nd Team]	FN
2001	Aaron Hunt, DE [3rd Team]	FN
2005	Dwayne Slay, FS [1st Team]	SI
2007	M. Crabtree, WR [1st Team]	SI, ESPN, CBS, CFN
2008	M. Crabtree, WR [1st Team]	ESPN, CBS, CFN
2008	Graham Harrell, QB [HM]	SI
2008	Darcel McBath, DB [HM]	SI
2008	Rylan Reed, OL [1st Team]	SI
2013	Jace Amaro, TE [1st Team]	USAT, CBS, SI, Atlon
2013	Jace Amaro, TE [2nd Team]	ESPN
2015	Le'Raven Clark, OL [2nd Team]	CBS
2015	Jakeem Grant, AP/WR [2nd Team]	SI
2022	Tyree Wilson, OLB [1st Team]	FWAA, USAT, ATH, PS

ASSOCIATED PRESS		
1951	Jerrell Price [2nd Team]	OT
1951	Bobby Cavazos [HM]	RB
1952	Bobby Cavazos [HM]	RB
1953	Bobby Cavazos [2nd Team]	RB
1953	Jack Kirkpatrick [HM]	QB
1953	Jerry Walker [HM]	OT
1959	E.J. Holub [2nd Team]	C/LB
1963	Dave Parks [1st Team]	SE
1964	Donny Anderson [1st Team]	RB
1965	Donny Anderson [1st Team]	RB
1966	Larry Gilbert [2nd Team]	WR
1968	Don King [2nd Team]	OL
1972	Donald Rives [2nd Team]	DT
1973	Andre Tillman [1st Team]	TE
1978	James Hadnot [3rd Team]	FB
1980	Renie Baker [HM]	SE
1980	James Giles [HM]	DT
1980	Tate Randle [HM]	S
1980	Gabriel Rivera [HM]	DT
1980	Ted Watts [HM]	DB
1982	Ricky Gann [HM]	K
1982	Gabriel Rivera [1st Team]	DT
1984	Dwayne Jiles [HM]	LB
1985	Brad Hastings [HM]	LB
1985	Carl Carter [HM]	DB
1988	Tyrone Thrumman [1st Team]	KR
1989	James Gray [HM]	RB
1989	Charles Odiorne [3rd Team]	OT
1991	Tracy Saul [3rd Team]	DB
1992	Lloyd Hill [2nd Team]	WR
1993	Byron Morris [2nd Team]	RB
1994	Zach Thomas [2nd Team]	LB
1995	Zach Thomas [1st Team]	LB
1996	Ben Kaufman [3rd Team]	OT
1996	Byron Hanspard [1st Team]	RB
1998	Ricky Williams [3rd Team]	RB
1998	Montae Reagor [1st Team]	DE
2001	Lawrence Flugence [3rd Team]	LB
2004	Trey Haverty [3rd Team]	WR
2007	Michael Crabtree [1st Team]	WR
2008	Michael Crabtree [1st Team]	WR
2008	Louis Vasquez [3rd Team]	OG
2009	Brandon Carter [2nd Team]	OL
2009	Brandon Sharpe [3rd Team]	DE
2013	Jace Amaro [1st Team]	TE
2015	Jakeem Grant [3rd Team]	All-Purpose
2020	Jordyn Brooks [2nd Team]	LB
2022	Tyree Wilson [2nd Team]	OLB

ALL-AMERICANS

FRESHMAN ALL-AMERICANS

1989	Tracy Saul, DB	CFN
1991	Scott Fitzgerald, C [1st Team]	CFN
1997	Ricky Williams, RB [2nd Team]	CFN
2000	Wes Welker*, RB/KR [3rd Team]	TSN
2000	Wes Welker*, RB/KR [HM]	Rivals
2003	Brock Stratton, LB [2nd Team]	TSN
2005	McKinner Dixon, DE [2nd Team]	CFN
2007	Colby Whitlock*, OT [1st Team]	FWAA, Scout
2007	Brian Duncan, LB [3rd Team]	CFN
2007	Michael Crabtree, WR [1st Team]	
	FWAA, Scout, Rivals, CBS-National FoY (pg. 194)	
2009	Cody Davis, S [1st Team]	PS
2009	Cody Davis, S [2nd Team]	CFN
2010	Jarvis Phillips, CB [HM]	CFN
2012	Le'Raven Clark, OL [1st Team]	FWAA
2012	Le'Raven Clark, OL [2nd Team]	Scout
2013	Baker Mayfield, QB [HM]	CFN
2013	Davis Webb, QB [HM]	CFN
2017	Jack Anderson, OL	ESPN, USAT
2018	Adrian Frye, DB [1st Team]	FWAA
2019	Austin McNamara*, P	FWAA, PFF, ATH
2023	Ben Roberts, LB [2nd Team]	ATH

* denotes true freshman


The FWAA has named a Freshman All-America team since 2001. It is one team, therefore deemed first-team.



▲ LE'RAVEN CLARK, a freshman All-American, started all 13 games at right guard as a R-Freshman in 2012.

MISCELLANEOUS

1935	Herschel Ramsey	AP 1st Team Little All-America*
1938	Leonard Latch, OT	Unsung All-Americans
1942	Doyle Caraway, G	AP 2nd Team Little All-America*
1945	Walter Schlinkman, B	AP 1st Team Little All-America*
1984	Calvin Riggs, DE	FN Sophomore All-American
1986	Brad Hastings, LB	Mizlou TV 1st Team Senior All-American
1991	Shawn Jackson, DE	FN Sophomore All-American
1993	Byron Morris, RB	1st Team Dallas News AA
1993	Byron Morris, RB	1st Team College & Pro Football News All-American
2008	Brian Duncan, LB	CFN Sophomore All-American




HERSCHEL RAMSEY
End, 1935



LEONARD LATCH
Offensive Tackle, 1938



WALTER SCHLINKMAN
Offensive Back, 1945




BYRON MORRIS
Running Back, 1993


* The Little All-America team is an honor given annually to the best small-college players at their respective positions. The first Little All-America team for college football, selected with assistance from reporters in every region, was announced in December 1934 by Edward J. Neil of the Associated Press (AP).

ACADEMIC
ALL-AMERICANS


JEFF JOBE
Split End, 1972



MAURY BUFORD
Punter, 1979-80




JEFF MCKINNEY
Linebacker, 1980




CHUCK ALEXANDER
Defensive Back, 1983



TOM MATHIASMEIER
Defensive End, 1989



ROBERT KING
Punter, 1992-93



KEITH COCKRUM
Linebacker, 1999



KLIFF KINGSBURY
Quarterback, 2002



CODY DAVIS
Safety, 2012



PATRICK MAHOMES II
Quarterback, 2016

PREVIEW

RED RAIDERS

STAFF

'23 REVIEW

HISTORY

RECORDS

TEXAS TECH

ALL-BIG 12 CONFERENCE

FIRST TEAM

2023	Tahj Brooks	Running Back
	Austin McNamara	Punter
2022	Tyree Wilson	Defensive End
2021	Jonathan Garibay	Place Kicker
2020	Jack Anderson	Offensive Line
	Erik Ezukanma	Wide Receiver
	Austin McNamara	Punter
	Zech McPhearson	Defensive Back
2019	Jordyn Brooks	Linebacker
	Douglas Coleman III	Defensive Back
	Austin McNamara	Punter
2018	Dakota Allen	Linebacker
	Adrian Frye	Defensive Back
	Clayton Hatfield	Place Kicker
2015	DeAndre Washington	Running Back
2015	Le'Raven Clark	Offensive Line
2014	Le'Raven Clark	Offensive Line
2013	Jace Amaro	Tight End
2012	LaAdrian Waddle	Offensive Line
2009	Brandon Carter	Offensive Line
	Brandon Sharpe	Defensive End
2008	Michael Crabtree	Wide Receiver
	Darcel McBath	Safety
	Brandon Williams	Defensive End
2007	Michael Crabtree	Wide Receiver
	Alex Trlica	Place Kicker
	Louis Vasquez	Offensive Line
2006	Joel Filani	Wide Receiver
2005	Joel Filani	Wide Receiver
	Taurean Henderson	Running Back
	Jarrett Hicks	Wide Receiver
	Dwayne Slay	Safety
2004	Jarrett Hicks	Wide Receiver
	Danny Amendola	Kick/Punt Returner
	Adell Duckett	Defensive End
2003	Mickey Peters	Inside Receiver
	Wes Welker	All-Purpose/KR
2002	Kliff Kingsbury	Quarterback
2001	Ricky Williams	Running Back
2000	Kevin Curtis	Safety
1999	Kevin Curtis	Safety
	Jonathan Gray	Offensive Line
1998	Montae Reagor	Defensive End
	Taurus Rucker	Defensive Line
1997	Dane Johnson	Defensive Back
	Montae Reagor	Defensive End
1996	Byron Hanspard	Running Back

MULTI- ALL-BIG 12
FIRST TEAM SELECTIONS

Austin McNamara, Punter	2019, 2020, 2023
Le'Raven Clark, Offensive Line	2014, 2015
Michael Crabtree, Wide Receiver	2007, 2008
Joel Filani, Wide Receiver	2005, 2006
Jarrett Hicks, Wide Receiver	2004, 2005
Kevin Curtis, Safety	1999, 2000
Montae Reagor, Defensive End	1997, 1998

SECOND TEAM

2023	Dadrión Taylor-Demerson	Defensive Back
2022	Malik Dunlap	Defensive Back
2021	Dawson Deaton	Offensive Line
	Erik Ezukanma	Wide Receiver
	DaMarcus Fields	Defensive Back
	Austin McNamara	Punter
	Colin Schooler	Linebacker
2020	Dawson Deaton	Offensive Line
2019	Travis Bruffy	Offensive Line
	Eli Howard	Defensive Line
2018	Jack Anderson	Offensive Line
	Antoine Wesley	Wide Receiver
2017	Dakota Allen	Linebacker
	Keke Coutee	Wide Receiver
	Jah'Shawn Johnson	Defensive Back
	Justus Parker	Defensive Back
2016	Patrick Mahomes II	Quarterback
	Jonathan Giles	Wide Receiver
2015	Jakeem Grant	Wide Receiver/Kick Returner
2014	DeAndre Washington	Running Back
	Pete Robertson	Linebacker
2013	Kerry Hyder	Defensive Line
	Le'Raven Clark	Offensive Line
2012	Darrin Moore	Wide Receiver
	Jace Amaro	Tight End
	Kerry Hyder	Defensive End
	Cody Davis	Safety
	D.J. Johnson	Defensive Back
2011	LaAdrian Waddle	Offensive Line
2010	Lonnice Edwards	Offensive Line
	Colby Whitlock	Defensive Tackle
2009	Daniel Howard	Linebacker
	Jamar Wall	Defensive Back
2008	Daniel Charbonnet	Safety
	Rylan Reed	Offensive Tackle
	Louis Vasquez	Offensive Line
	Shannon Woods	Running Back
2007	Graham Harrell	Quarterback
	Brandon Williams	Defensive End
2006	Keyunta Dawson	Defensive End
	Glenn January	Offensive Line
2005	Keyunta Dawson	Defensive End
	Cody Hodges	Quarterback
	Robert Johnson	Inside Receiver
	Vincent Meeks	Safety
	Manny Ramirez	Offensive Line



▲ TYREE WILSON

	E.J. Whitley	Offensive Line
2004	Dylan Gandy	Center
	Daniel Loper	Offensive Line
	Mike Smith	Linebacker
2003	Ryan Aycock	Safety
	Adell Duckett	Defensive End
	Daniel Loper	Offensive Line
	B.J. Symons	Quarterback
2002	Lawrence Flugence	Linebacker
	Wes Welker	Wide Receiver/KR
2001	Kevin Curtis	Safety
	Lawrence Flugence	Linebacker
	Aaron Hunt	Defensive End
	Kliff Kingsbury	Quarterback
	Rex Richards	Offensive Line
2000	Tim Baker	Wide Receiver
	Lawrence Flugence	Linebacker
1999	Kris Kocurek	Defensive Tackle
	Curtis Lowery	Offensive Line
	Sammy Morris	Running Back
	Taurus Rucker	Defensive End
1998	Donnie Hart	Wide Receiver
	Curtis Lowery	Offensive Line
	John Norman	Punt Returner
	Ricky Williams	Running Back
1997	Donnie Hart	Wide Receiver
	Cody McGuire	Defensive Line
	Jay Pugh	Center
1996	Ben Kaufman	Offensive Line
	Zebbie Lethridge	Quarterback



▲ DWAYNE SLAY

ALL-BIG 12 CONFERENCE

HONORABLE MENTION

2023	C.J. Baskerville	DNoY, Defensive Back
	Tony Bradford Jr.	Defensive Line
	Tahj Brooks	DPOY
	Myles Cole	Defensive Line
	Baylor Cupp	Tight End
	Malik Dunlap	Defensive Back
	Gino Garcia	Place Kicker
	Jaylon Hutchings	DLOY, Defensive Line
	Bralyn Lux	Defensive Back
	Drae McCray	ONoY, KR/PR
	Monroe Mills	Offensive Line
	Behren Morton	Quarterback
	Jesiah Pierre	Linebacker
	Myles Price	Wide Receiver
	Ben Roberts	Linebacker
	Caleb Rodgers	Offensive Line
	Rusty Staats	Offensive Line
	Dadrión Taylor-Demerson	DPOY
	Xavier White	Wide Receiver
2022	Dennis Wilburn	Offensive Line
	Joseph Adedire	Defensive End
	Jerand Bradley	Wide Receiver
	Tony Bradford Jr.	Defensive Line
	Jaylon Hutchings	Defensive Line
	Austin McNamara	Punter
	Krishon Merriweather	Linebacker
	Behren Morton	Quarterback
	Landon Peterson	Offensive Line
	Myles Price	Wide Receiver
	SaRodorick Thompson	Running Back
	Henry Teeter	Fullback/Tight End
2021	Marquis Waters	Defensive Back
	Dennis Wilburn	Offensive Line
	Rayshad Williams	Defensive Back
	Trey Wolff	Place Kicker
	Josh Burger	Offensive Line
	Kaylon Geiger Sr.	Wide Receiver
	Jaylon Hutchings	Defensive Line
	Riko Jeffers	Linebacker
	Travis Kooztz	Tight End
	Reggie Pearson Jr.	Defensive Back
2020	T.J. Storment	Offensive Line
	Dadrión Taylor-Demerson	Defensive Back
	Rayshad Williams	Defensive Back
	Tyree Wilson	Defensive Line
	Tony Bradford Jr.	Defensive Line
	KeSean Carter	Wide Receiver
	Henry Colombi	Quarterback
	DaMarcus Fields	Defensive Back
	Eli Howard	Defensive Line
	Riko Jeffers	Linebacker
2019	Krishon Merriweather	Linebacker
	Colin Schooler	Linebacker
	SaRodorick Thompson	Running Back
	Weston Wright	Offensive Line
	Dawson Deaton	Offensive Line
	DaMarcus Fields	Defensive Back
	Riko Jeffers	Linebacker
	Terence Steele	Offensive Line
	Donta Thompson	Tight End
	SaRodorick Thompson	Running Back



▲ DAKOTA ALLEN

2018	RJ Turner	Wide Receiver
	Broderick Washington Jr.	Defensive Line
	Trey Wolff	Place Kicker
	Alan Bowman	Quarterback
	De'Quan Bowman	Kick/Punt Returner
	Jordyn Brooks	Linebacker
	Travis Bruffy	Offensive Line
	Seth Collins	Wide Receiver
	Vaughnte Dorsey	Defensive Back
	DaMarcus Fields	Defensive Back
2017	Eli Howard	Defensive Line
	Jah'Shawn Johnson	Defensive Back
	Dominic Panazzolo	Punter
	Terence Steele	Offensive Line
	Joseph Wallace	Defensive Line
	Broderick Washington Jr.	Defensive Line
	Madison Akamnonu	Offensive Line
	Cameron Batson	Wide Receiver
	Jordyn Brooks	Linebacker
	Travis Bruffy	Offensive Line
2016	Dylan Cantrell	Wide Receiver
	Vaughnte Dorsey	Defensive Back
	Kolin Hill	Defensive Line
	Eli Howard	Defensive Line
	Dominic Panazzolo	Punter
	Nic Shimonek	Quarterback
	Paul Stawarz	Offensive Line
	Justin Stockton	Running Back
	Mychealon Thomas	Defensive Line
	Broderick Washington Jr.	Defensive Line
2015	Jordyn Brooks	Linebacker
	Baylen Brown	Offensive Line
	Keke Coutee	Wide Receiver
	Micah Awe	Linebacker
	Breiden Fehoko	Defensive Line
	Clayton Hatfield	Kicker
	Jah'Shawn Johnson	Defensive Back
	Jared Kaster	Offensive Line
	Patrick Mahomes	Quarterback
	Pete Robertson	Defensive Line



▲ ZEBBIE LETHRIDGE

2014	Justin Stockton	Running Back
	Sam Eguavoen	Linebacker
	J.J. Gaines	Defensive Back
	Jakeem Grant	Wide Receiver
	Jared Kaster	Offensive Line
	Patrick Mahomes	Quarterback
	Bradley Marquez	Wide Receiver
	Alfredo Morales	Offensive Line
	Justis Nelson	Defensive Back
	Taylor Symmank	Punter
2013	Ryan Bustin	Placekicker
	Ryan Erxleben	Punter
	Jakeem Grant	Wide Receiver
	Bradley Marquez	Wide Receiver
	Baker Mayfield	Quarterback
	Tre' Porter	Defensive Back
	Pete Robertson	Linebacker
	Will Smith	Linebacker
	Eric Ward	Wide Receiver
	Terrance Bullitt	Linebacker
2012	Ryan Bustin	Place Kicker
	Le'Raven Clark	Offensive Line
	Seth Doege	Quarterback
	Cornelius Douglas	Defensive Back
	Ryan Erxleben	Punter
	Kerry Hyder	Defensive End
	Leon Mackey	Defensive Line
	Tre Porter	Defensive Back
	Eric Ward	Wide Receiver
	Kenny Williams	Running Back
2011	Terrance Bullitt	Defensive Back
	Lonnie Edwards	Offensive Line
	Ryan Erxleben	Punter
	Adam James	Tight End
	Alex Torres	Wide Receiver
	Eric Ward	Wide Receiver
	Deandre Washington	Running Back
	Baron Batch	Running Back
	Bront Bird	Linebacker
	Cody Davis	Defensive Back
2010	Brian Duncan	Defensive End

PREVIEW

RED RAIDERS

STAFF

'23 REVIEW

HISTORY

RECORDS

TEXAS TECH

ALL-BIG 12 CONFERENCE

	D.J. Johnson	Defensive Back
	Lyle Leong	Wide Receiver
	Detron Lewis	Wide Receiver
	Eric Stephens	Kick Returner
	LaAdrian Waddle	Offensive Line
2009	Baron Batch	Running Back
	Bront Bird	Linebacker
	Colby Whitlock	Defensive Line
	Marlon Winn	Offensive Line
	Alex Torres	Inside Receiver
2008	Baron Batch	Running Back
	Brandon Carter	Offensive Guard
	McKinner Dixon	Defensive End
	Brian Duncan	Linebacker
	Stephen Hamby	Center
	Graham Harrell	Quarterback
	Jamar Wall	Cornerback
	Colby Whitlock	Nose Tackle
	Marlon Williams	Linebacker
	Marlon Winn	Offensive Tackle
2007	Danny Amendola	Wide Receiver
	Brandon Carter	Offensive Line
	Joe Garcia	Safety
	Rajon Henley	Defensive Tackle
	Darcel McBath	Safety
	Chris Parker	Defensive Back
	Jonathan LaCour	Punter
	Rylan Reed	Offensive Line
	Jamar Wall	Defensive Back
	Colby Whitlock	Defensive Tackle
	Marlon Williams	Linebacker
	Marlon Winn	Offensive Line
2006	Joe Garcia	Safety
	Graham Harrell	Quarterback
	Chris Hudler	Defensive Tackle
	Manny Ramirez	Offensive Line
	Jake Ratliff	Defensive End
	Alex Reyes	Punter
	Brock Stratton	Linebacker
	Louis Vasquez	Offensive Line
	Shannon Woods	Running Back
2005	Danny Amendola	Wide Receiver
	Brandon Jones	Center
	Alex Reyes	Punter
	John Saldi	Linebacker
	Ken Scott	Defensive Tackle
	Fletcher Session	Linebacker
	Alex Trlica	Place Kicker
	Shannon Woods	Kick Returner
2004	Cody Campbell	Offensive Line
	Sonny Cumbie	Quarterback
	Nehemiah Glover	Wide Receiver
	Trey Haverty	Inside Receiver
	Taurean Henderson	Running Back
	Antonio Huffman	Defensive Back
	Vincent Meeks	Safety
	Seth Nitschmann	Defensive End
	Manny Ramirez	Offensive Line
	John Saldi	Linebacker
	Brock Stratton	Linebacker
2003	Toby Cecil	Center
	Carlos Francis	Wide Receiver



▲ KEYUNTA DAWSON

	Nehemiah Glover	Wide Receiver	2000	Derek Dorris	Wide Receiver
	Taurean Henderson	All-Purpose		Matt Heider	Offensive Line
	Casey Keck	Offensive Line		Kris Kocurek	Defensive Tackle
	John Saldi	Linebacker		John Norman	Linebacker
	Brock Stratton	Linebacker		Dorian Pitts	Linebacker
	Wes Welker	Wide Receiver		Rex Richards	Offensive Line
2002	Ryan Aycock	Safety		Wes Welker	Punt Returner
	Toby Cecil	Center	1999	Kyle Allamon	Tight End
	Adell Duckett	Defensive End		Kevin Curtis	Safety
	Nehemiah Glover	Wide Receiver		Anthony Malbrough	Defensive Back
	Joselio Hanson	Defensive Back		John Norman	Punt Returner
	Taurean Henderson	Running Back		Kyle Shipley	Linebacker
	Aaron Hunt	Defensive End	1998	Kyle Allamon	Tight End
	Daniel Loper	Offensive Line		Darwin Brown	Defensive Back
	Rodney McKinney	Defensive Tackle		Kris Kocurek	Defensive Tackle
	Anton Paige	Wide Receiver	1997	Eric Butler	Linebacker
	Mickey Peters	Inside Receiver		Tony Darden	Defensive Back
	Rex Richards	Offensive Line		Zebbie Lethridge	Quarterback
	Ricky Sailor	Defensive Back		Malcolm McKenzie	Wide Receiver
	John Saldi	Linebacker		Tony Rogers	Place Kicker
	Robert Treece	Place Kicker		Chris Whitney	Offensive Line
	E.J. Whitley	Offensive Line	1996	Jody Brown	Defensive End
2001	Ryan Aycock	Safety		Tony Daniels	Defensive End
	Toby Cecil	Center		Tony Darden	Defensive Back
	Carlos Francis	Wide Receiver		Jaret Greaser	Place Kicker
	Clayton Harmon	Defensive Tackle		Donnie Hart	Wide Receiver
	Jonathan Hawkins	Linebacker		Robert Johnson	Linebacker
	Matt Heider	Offensive Line		Montae Reagor	Defensive End
	Paul McClendon	Safety			
	Mickey Peters	Inside Receiver			
	Mike Smith	Linebacker			
	Wes Welker	Punt Returner			



▲ ROBERT JOHNSON

ALL-BIG 12 CONFERENCE



▲ MIKE LEACH

COACH OF THE YEAR

2008	Mike Leach
1996	Spike Dykes

MISCELLANEOUS

2014	Patrick Mahomes II	Freshman Offensive POY
2013	Baker Mayfield	Freshman Offensive POY
2008	McKinner Dixon	Defensive Newcomer POY
2007	Michael Crabtree	Freshman Offensive POY
2005	Robert Johnson	Offensive Newcomer POY
2003	Brock Stratton	Freshman Defensive POY
1999	Shaud Williams	Freshman Offensive POY

PLAYERS OF THE WEEK

2022	Donovan Smith (Offensive)	Sept. 12
	Trey Wolff (Special Teams)	Sept. 26
	Reggie Pearson Jr. (Defensive)	Sept. 26
	Behren Morton (Newcomer)	Oct. 24
	Trey Wolff (Special Teams)	Nov. 14
	Trey Wolff (Special Teams)	Nov. 28
2021	Riko Jeffers (Defensive)	Sept. 6
	Reggie Pearson Jr. (Newcomer)	Sept. 6
	Jonathan Garibay (Special Teams)	Oct. 4
	Donovan Smith (Newcomer)	Nov. 15
	Jonathan Garibay (Special Teams)	Nov. 15
	Austin McNamara (Special Teams)	Nov. 22
2020	Krishon Merriweather (Defensive)	Sept. 14
	Jonathan Garibay (Special Teams)	Nov. 15
	Colin Schooler (Newcomer)	Nov. 15
2019	Jordyn Brooks (Defensive)	Oct. 7
	Jett Duffey (Offensive)	Oct. 7
	Trey Wolff (Special Teams)	Oct. 7
2018	Alan Bowman (Newcomer)	Sept. 17
	Dominic Panazzolo (Special Teams)	Oct. 15
	Dakota Allen (Defensive)	Oct. 22
	Clayton Hatfield (Special Teams)	Oct. 22
2017	Ja'Deion High (Special Teams)	Sept. 18
	Dakota Allen (Defensive)	Sept. 25
	DaMarcus Fields (Newcomer)	Oct. 2
	Desmond Nisby (Newcomer)	Oct. 9
	Keke Coutee (Special Teams)	Nov. 13
	Keke Coutee (Offensive)	Nov. 27
2016	Patrick Mahomes II (Offensive)	Nov. 28
	Michael Barden (Special Teams)	Nov. 14
	Patrick Mahomes II (Offensive)	Oct. 24
	Patrick Mahomes II (Offensive)	Sept. 12
2015	Patrick Mahomes II (Offensive)	Sept. 7
	Jakeem Grant (Special Teams)	Sept. 7
	Patrick Mahomes II (Offensive)	Sept. 14
	Jah'Swhan Johnson (Defensive)	Sept. 21
	Jakeem Grant (Special Teams)	Nov. 2
2014	Patrick Mahomes II (Offensive)	Dec. 1
2013	Jace Amaro (Offensive)	Oct. 21
	Davis Webb (Offensive)	Oct. 14
	Baker Mayfield (Offensive)	Sept. 2
2012	Seth Doege (Offensive)	Oct. 15
	Cody Davis (Defensive)	Oct. 15
	Cornelius Douglas (Defensive)	Oct. 1
2011	Seth Doege (Offensive)	Oct. 24
	Ben McRoy (Special Teams)	Sept. 26
	Seth Doege (Offensive)	Sept. 19
2010	Eric Stephens (Special Teams)	Sept. 13
2009	Brandon Sharpe (Defensive)	Nov. 30
	Baron Batch (Offensive)	Nov. 2
	Brandon Sharpe (Defensive)	Oct. 19
	Steven Sheffield (Offensive)	Oct. 12
	Taylor Potts (Offensive)	Sept. 14
2008	Graham Harrell (Offensive)	Nov. 10
	Daniel Charbonnet (Defensive)	Nov. 3
	Graham Harrell (Offensive)	Nov. 3
	Graham Harrell (Offensive)	Oct. 27
	Matt Williams (Special Teams)	Oct. 27
	Graham Harrell (Offensive)	Oct. 6
	Daniel Charbonnet (Defensive)	Sept. 15

2007	Graham Harrell (Offensive)	Nov. 19
	Graham Harrell (Offensive)	Sept. 24
	Michael Crabtree (Wide Receiver)	Sept. 17
2006	Graham Harrell (Offensive)	Oct. 2
	Alex Trilica (Special Teams)	Sept. 11
2005	Taurean Henderson (Offensive)	Nov. 21
	Dwayne Slay (Defensive)	Oct. 31
	Cody Hodges (Offensive)	Oct. 17
	Joel Filani (Defensive)	Oct. 10
2004	Taurean Henderson (Offensive)	Sept. 27
2003	Wes Welker (Special Teams)	Nov. 3
	B.J. Symons (Offensive)	Oct. 6
	B.J. Symons (Offensive)	Sept. 29
2002	Kliff Kingsbury (Offensive)	Nov. 16
	Kliff Kingsbury (Offensive)	Oct. 19
	Wes Welker (Special Teams)	Oct. 5
	Kliff Kingsbury (Offensive)	Oct. 5
	Kliff Kingsbury (Offensive)	Sept. 28
	Clinton Greathouse (Special Teams)	Sept. 14
2001	Kliff Kingsbury (Offensive)	Nov. 10
	Wes Welker (Special Teams)	Oct. 20
	Kliff Kingsbury (Offensive)	Oct. 13
	Paul McClendon (Defensive)	Sept. 20-22
2000	Lawrence Flugence (Defensive)	Nov. 11
	Wes Welker (Special Teams)	Oct. 28
	Carlos Francis (Offensive)	Aug. 26-Sept. 2
1999	Kliff Kingsbury (Offensive)	Nov. 22
	John Norman (Special Teams)	Oct. 25
	Kevin Curtis (Defensive)	Oct. 18
1998	Chris Birkholtz (Special Teams)	Nov. 16
1997	Dane Johnson (Special Teams)	Nov. 10
	Tony Rogers (Special Teams)	Oct. 27
	Montae Reagor (Defensive)	Nov. 17
1996	Byron Hanspard (Offensive)	Nov. 17
	Byron Hanspard (Offensive)	Oct. 6
	Robert Johnson (Defensive)	Sept. 30
	Byron Hanspard (Offensive)	Sept. 9

PREVIEW

RED RAIDERS

STAFF

'23 REVIEW

HISTORY

RECORDS

TEXAS TECH

ALL-SOUTHWEST CONFERENCE

1995	Marcus Coleman	Defensive Back	Tyrone Thurman	Kick Returner	1973	Dennis Allen	Offensive Line	
	Byron Hanspard	Running Back	Wayne Walker	Wide Receiver		Joe Barnes	Quarterback	
	Dane Johnson	Punt Returner	1985	Carl Carter	Defensive Back	Ecomet Burley	Defensive Line	
	Zach Thomas	Linebacker		Brad Hastings	Linebacker	Tom Furgerson	Offensive Line	
1994	Cat Adams	Defensive Back	1984	Carl Carter	Defensive Back	Don Grimes	Place Kicker	
	Marcus Coleman	Defensive Back		Brad Hastings	Linebacker	Larry Isaac	Running Back	
	Scott Fitzgerald	Center		Dwayne Jiles	Linebacker	David Knaus	Offensive Line	
	Dane Johnson	Punt Returner	1983	Stan David	Safety	Andre Tillman	Tight End	
	Bart Thomas	Safety	1982	Ricky Gann	Place Kicker	Kenneth Wallace	Defensive Back	
	Zach Thomas	Linebacker		Anthony Hutchison	Running Back	Danny Willis	Defensive Back	
	Damon Wickware	Defensive Line		Gabriel Rivera	Defensive Line	1972	Russell Ingram	Center
1993	Brad Elam	Center		Stan Williams			Don Rives	Defensive Line
	Robert Hall	Quarterback	1981	Maury Buford	Punter	1971	Marc Dove	Defensive Back
	Lloyd Hill	Wide Receiver		Tate Randle	Safety		Larry Molinare	Linebacker
	Robert King	Punter	1980	Tate Randle	Safety	1970	Bruce Dowdy	Defensive End
	Derrell Mitchell	Wide Receiver		Ted Watts	Safety		Doug McCutchen	Half Back
	Byron Morris	Running Back	1979	James Hadnot	Full Back		Wayne McDermand	Defensive Line
	Stacey Petrich	Offensive Line		Ted Watts	Safety		Ken Perkins	Defensive Back
1992	Charlie Biggurs	Offensive Line	1978	Bill Adams	Place Kicker	1969	Richard Campbell	Defensive End
	Lloyd Hill	Wide Receiver		Maury Buford	Punter		Denton Fox	Defensive Back
	Shawn Jackson	Defensive End		Larry Flowers	Safety		Jerry Don Sanders	Place Kicker
	Stance Labaj	Offensive Line		James Hadnot	Full Back	1968	Larry Alford	Safety
	Mike Liscio	Linebacker		Joe Walstad	Offensive Line		Richard Campbell	End
	Byron Morris	Running Back	1977	Richard Arledge	Defensive End		Don King	Offensive Line
	Tracy Saul	Defensive Back		Eric Felton	Defensive Back		Kenny Vinyard	Place Kicker
1991	Charlie Biggurs	Offensive Line		Dan Irons	Offensive Line	1967	Mike Leinert	Half Back
	Rodney Blackshear	Wide Receiver		Mike Mock	Linebacker		Ed Mooney	Linebacker
	Mark Bounds	Punter	1976	Rodney Allison	Quarterback		Phil Tucker	Offensive Line
	Brian Dubiski	Safety		Harold Buell	Defensive End		Jerry Turner	Center
	Jason Duvall	Offensive Line		Greg Frazier	Defensive Back	1966	Larry Gilbert	Split End
	Lin Elliott	Place Kicker		Thomas Howard	Linebacker		Mike Leinert	Half Back
	Tracy Saul	Defensive Back		Dan Irons	Offensive Line	1965	Donny Anderson	Half Back
	Matt Wingo	Linebacker		Larry Isaac	Running Back		Tom Wilson	Quarterback
1990	Rodney Blackshear	Wide Receiver		Mike Sears	Offensive Tackle	1964	Donny Anderson	Half Back
	Charles Rowe	Linebacker	1975	Ecomet Burley	Defensive Line		Teddy Roberts	Safety
	Tracy Saul	Kick Returner		Pat Felix	Tight End	1963	Donny Anderson	Half Back
	Sammy Walker	Defensive Back		Tony Green	Defensive Back		David Parks	Split End
	Matt Wingo	Linebacker		Curtis Jordan	Safety	1962	David Parks	Split End
1989	James Gray	Running Back		Tommy Lusk	Offensive Line	1960	E.J. Holub	Center
	Tom Mathiasmeier	Defensive End		Mike Sears	Offensive Line			
	Charles Odiorne	Offensive Line	1974	Lawrence Williams	End			
	Charles Perry	Charles Perry		Tommy Cones	Defensive End			
	Nathan Richburg	Offensive Line		Ecomet Burley	Defensive Line			
	Charles Rowe	Linebacker		Curtis Jordan	Defensive Back			
	Tracy Saul	Kick Returner						
	Sammy Walker	Defensive Back						
	Len Wright	Center						
1988	Charles Odiorne	Offensive Line						
	Desmond Royal	Defensive Line						
	Tyrone Thurman	Kick Returner						
	Billy Joe Tolliver	Quarterback						
1987	Eddy Anderson	Wide Receiver						
	James Gray	Running Back						
	Artis Jackson	Defensive Line						
	Michael Johnson	Linebacker						
	Jeff Keith	Offensive Line						
	Mike McBride	Offensive Line						
	Scott Segrist	Place Kicker						
	Billy Joe Tolliver	Quarterback						
	Wayne Walker	Wide Receiver						
1986	Brad Hastings	Linebacker						
	Chris Tanner	Center						



Texas Tech was admitted to the Southwest Conference on May 12, 1956. It gained full SWC membership and began official conference play in 1960.

Texas Tech was admitted to the Southwest Conference on May 12, 1956. It gained full SWC membership and began official conference play in 1960.



▲ TRACY SAUL is one of four players in SWC history to garner All-SWC honors over four-consecutive seasons.

ALL-BORDER CONFERENCE

1955	Hal Broadfoot	Guard
	Bill Herchman	Tackle
	Don Schmidt	Half Back
	James Sides	Full Back
	Jerry Walker	Tackle
1954	Hal Broadfoot	Guard
	Walter Bryan	Half Back
	Claude Harland	End
	Bill Herchman	Tackle
	Jerry Johnson	Quarterback
	Bob Kilcullen	Tackle
	James Sides	Full Back
	Rick Spinks	Half Back
	Jerry Walker	Tackle
	Arlen Wesley	Guard
	Dwayne West	Center
	Dean White	End
1953	Bobby Cavazos	Running Back
	Don Gray	Guard
	Jack Kirkpatrick	Quarterback
	James Sides	Half Back
	Vic Spooner	End
	Jerry Walker	Tackle
	Jimmy Williams	Tackle
1952	Bobby Cavazos	Half Back
	Hollis Davis	Tackle
	Ray Howard	Guard
	Jim Turner	Half Back
1951	Junior Arterbrun	Quarterback
	Bobby Cavazos	Half Back
	Ray Howard	Guard

	Aubrey Phillips	Center
	Jerrell Price	Tackle
	Jim Turner	Half Back
1950	Robert Broyles	Guard
	Jerrell Price	Tackle
1949	James Conley	Full Back
	Marshall Gettys	Tackle
	Dan Pursel	Guard
	Calvin Stevenson	Half Back
1948	John Andrews	Tackle
	Marshall Gettys	Tackle
	Ernest Hawkins	Quarterback
	Bill Kelley	End
	Dorrell McCurry	Guard
	Dan Pursel	Guard
1947	Fred Brown	Quarterback
	Roland Nabors	Center
	Ed Smith	Half Back
	Joe Smith	End
	Bernie Winkler	Tackle
1946	Clyde Hall	Tackle
	Floyd Lawhorn	Guard
	Roland Nabors	Center
	Ed Robnett	Full Back
	Roger Smith	Half Back
	Bernie Winkler	Tackle
1943-45	No Team Selected	
1942	Will Allbright	Guard
	Don Austin	Back
	J.R. Calahan	Back
	Doyle Caraway	Guard

	Walter Schlinkman	Back
	Joe Smith	End
	George Zoller	Tackle
1941	Tyrus Bain	Quarterback
	Charles Dvoracek	Full Back
1937	Lewis Jones	Guard
	Floyd Owens	Guard
	Herschel Ramsey	End
	Elmer Tarbox	Half Back
1936	William Holcomb	Tackle
	Jim Neill	Half Back
	Herschel Ramsey	End
	Tom Wiginton	Center
1935	Charles Duvall	Quarterback
	Walker Nichols	Guard
1934	G.C. Dowell	Half Back
	Pete Owens	Guard
	Lawrence Priddy	Center
1933	Elva Baker	End
	Matt Hitchcock	End

PREVIEW

RED RAIDERS

STAFF

'23 REVIEW


HISTORY

RECORDS

TEXAS TECH



▲ BOBBY CAVAZOS was a three-time All-Border selection (1951-53).



▲ WALTER SCHLINKMAN was Tech's first-ever first round NFL Draft pick.

ACADEMIC ALL-CONFERENCE

BIG 12 CONFERENCE

2023 ... First Team (25): Tony Bradford Jr., *Public Administration*; Jerand Bradley, *Sport Management*; Tahj Brooks, *Sport Management*; Ty Buchanan, *Marketing*; Blake Burris, **Applied Personal Finance*; Myles Cole, **Interdisciplinary Studies*; Chief Collins, *Management*; Coy Eakin, *Kinesiology*; Loic Fouonji, *Information Technology*; Drew Hocutt, *Management*; Landon Hullaby, *Sport Management*; Jaylon Hutchings, *Essentials of Business*; Jacoby Jackson, *Sport Management*; Ty Kana, *Petroleum Engineering*; Matt Keeler, *Management*; Nehemiah Martinez I, *University Studies*; Jacob Mauch, **History*; Monroe Mills, *Business Administration*; Joseph Plunk, *Sport Management*; Caleb Rodkey, *Management*; Jacob Rodriguez, *General Studies*; Tyler Shough, *Essentials of Business*; Cole Spencer, **Essentials of Business*; Cameron Watts, *Sport Management*; Xavier White, *Interdisciplinary Studies*.

Second Team (8): Brady Boyd, *University Studies*; Baylor Cupp, *University Studies*; Gino Garcia, *University Studies*; Jackson Knotts, *Creative Media Industries*; Tyrque Matthews, *Interdisciplinary Studies*; Bryce Ramirez, *Information Technology*; Mason Tharp, *Supply Chain Management*; Matthew Young, *Business Administration*.

2022 ... First Team (24): Cole Boyd, *Finance*; Jerand Bradley, *Sport Management*; Tahj Brooks, *Sport Management*; Blake Burris, *Economics*; Patrick Curley, *Business Administration (Masters)*; Gage Elder, *Sport Management*; Charles Esters II, *Undeclared*; Loic Fouonji, *Information Technology*; Jaylon Hutchings, *Interdisciplinary Studies (Masters)*; Jacoby Jackson, *Sport Management*; Trent Low, *Finance*; Nehemiah Martinez I, *University Studies*; Tyrque Matthews, *University Studies*; L.B. Moore, *University Studies*; Behren Morton, *Creative Media Studies*; Jesiah Pierre, *University Studies*; Charles Robinson, *Natural Resource Management*; Caleb Rodkey, *Undeclared*; Isaac Smith, *Sport Management*; Marquis Waters, *Interdisciplinary Studies (Masters)*; Cameron Watts, *University Studies*; Jett Whitfield, *University Studies*; Trey Wolff, *Agricultural Economics*; Matthew Young, *Interdisciplinary Studies (Masters)*.

Second Team (17): Jackson Baggett, *Kinesiology*; Tony Bradford Jr., *Sociology*; Ethan Carde, *Sport Management*; Jackson Knotts, *Creative Media Studies*; Austin McNamara, *Sport Management*; Joseph Plunk, *Sport Management*; Bryce Ramirez, *Information Technology*; Bryce Robinson, *Kinesiology*; Tyler Shough, *Interdisciplinary Studies (Masters)*; Donovan Smith, *University Studies*; Henry Teeter, *University Studies*; Mason Tharp, *Supply Chain Management*; Jack Tucker, *Sport Management*; Rayshad Williams, *University Studies*; Tyree Wilson, *University Studies*; Robert Wooten, *University Studies*; Weston Wright, *Mechanical Engineering*.

2021 ... First Team (19): Cole Boyd, *Finance*; Tahj Brooks, *Sports Management*; Josh Burger, *Masters in Interdisciplinary Studies (Masters)*; Ethan Carde, *Sports Management*; Patrick Curley, *Mechanical Engineering*; Dawson Deaton, *Masters in Interdisciplinary Studies (Masters)*; Devin Drew, *Business Management*; Loic Fouonji, *Foundation Engineering*; Ethan Frasier, *Energy Commerce*; Jaylon Hutchings, *Kinesiology*; McLane Mannix, *University Studies*; Tyrque Matthews, *Pre-Engineering*; Austin McNamara, *Sports Management*; L.B. Moore, *Explore Business*; Jacob Morgenstern, *Interdisciplinary Studies (Masters)*; Colin Schooler, *Interdisciplinary Studies (Masters)*; Donovan Smith, *University Studies*; Troy Te'o, *General Studies*; Cameron Watts, *University Studies*.

Second Team (11): Philip Bldi, *Business and Industry*; Brandon Bouyer-Randle, *Business Administration (Masters)*; Aaron Castro, *Economics*; Seth Collins, *Interdisciplinary Studies (Masters)*; Jonathan Garibay,

Interdisciplinary Studies (Masters); Derrick Lewis II, *Economics*; Myles Price, *Explore STEM*; Bryce Ramirez, *Information Tech*; Caleb Rogers, *Mathematics*; J.J. Sparkman, *General Studies*; Weston Wright, *General Studies*.

2020 ... First Team (12): Jack Anderson, *Interdisciplinary Studies*; Alan Bowman, *Management*; Kyan Brumfield, *Interdisciplinary Studies*; Patrick Curley, *Mechanical Engineering*; Dawson Deaton, *Marketing*; Adrian Frye, *Sports Management*; Eli Howard, *Graduate Certificate*; Connor Killian, *Business Administration*; Thomas Leggett, *Interdisciplinary Studies*; Mark Richardson, *Accounting*; Kevin Terry, *Kinesiology*; Weston Wright, *Mechanical Engineering*.

Second Team (2): Jaylon Hutchings, *Kinesiology*; McLane Mannix, *University Studies*.

2019 ... First Team (16): Jack Anderson, *Management*; Alan Bowman, *Undeclared*; Troy Bradshaw, *Business*; Travis Bruffy, *Finance & Accounting*; Patrick Curley, *Mechanical Engineering*; Dawson Deaton, *Marketing*; Adrian Frye, *Sports Management*; Ta'Zhawn Henry, *Sports Management*; Eli Howard, *Master's in Personal Financial Planning*; Connor Killian, *Sports Management*; Thomas Leggett, *Nutrition*; Michael Nelson, *Business*; Mark Richardson, *Accounting*; Jax Welch, *Management and Marketing*; Weston Wright, *Mechanical Engineering*; Quinton Yontz, *University Studies*.

Second Team (4): Malik Essilfie, *Kinesiology*; Clayton Franks, *Sports Management*; Jaylon Hutchings, *Pre-Physical Therapy*; Houston Miller, *Sports Management*.

2018 ... First Team (11): Jack Anderson, *Management*; Michael Barden, *Civil Engineering*; Travis Bruffy, *Finance & Accounting*; Dawson Deaton, *Marketing*; Lonzell Gilmore, *Master's in Personal Financial Planning*; Kolin Hill, *University Studies*; Jacob Hines, *History*; Eli Howard, *Master's in Personal Financial Planning*; Jeremiah McCutcheon, *Computer Engineering*; Giovanni Pancotti, *Management*; Jax Welch, *Management & Marketing*.

Second Team (10): Dakota Allen, *Management*; McLane Carter, *University Studies*; John Davis Jr., *Political Science*; Adrian Frye, *Sports Management*; Colt Garrett, *Kinesiology*; Connor Killian, *Sport Management*; Thomas Leggett, *Human Sciences*; Dominic Panazzolo, *University Studies*; Bailey Smith, *Finance*; Colin Yang, *Management Information Systems*.

2017 ... First Team (9): Zach Austin, *Masters in Personal Financial Planning*; Matthew Anunda, *Kinesiology*; Michael Barden, *Civil Engineering*; Cameron Batson, *Accounting*; Travis Bruffy, *Finance*; Talor Nunez, *Masters in Business*; Bailey Smith, *Management*; Jax Welch, *Business*; Caleb Woodward, *Masters in Counselor Education*.

Second Team (8): Zach Adams, *Accounting*; Dylan Cantrell, *Sports Management*; John DeLaGarza, *Undeclared*; Eli Howard, *Business Administration*; Tony Morales, *Masters in Interdisciplinary Studies*; Jack Reichel, *Sociology*; Nic Shimonek, *General Business*; Derrick Willies, *Human Sciences*.

2016 ... First Team (9): Michael Barden, *Civil Engineering*; Cameron Batson, *Accounting*; Dylan Cantrell, *Sport Management*; Patrick Mahomes II, *Marketing*; Tony Morales, *Masters in Interdisciplinary Studies*; Justin Murphy, *Management*; Justis Nelson, *Masters in Public Administration*; Talor Nunez, *Mechanical Engineering*; Luke Stice, *Masters in Interdisciplinary Studies*.

Second Team (5): Cole Collier, *Management*; Reginald Davis III, *Human Sciences*; Breiden Fehoko, *Human Sciences*; Kash Knutson, *Marketing*; Kyle Heffron, *Finance*.

2015 ... First Team (4): Cameron Batson, *Accounting*; Dakota Allen, *Mechanical Engineering*; Patrick Mahomes, *Business Finance*; Justis Nelson, *Sociology*.

Second Team (4): Brad Pearson, *Business Administration*; DeAndre Washington, *Kinesiology*; John White, *Agribusiness*; Taylor Symmank, *Marketing*.

2014 ... First Team (8): Ryan Bustin, *Business Administration*; Dylan Cantrell, *Arts and Sciences*; Kramer Fyfe, *Mechanical Engineering*; Bradley Marquez, *Exercise & Sports Science*; Justis Nelson, *Sociology*; Talor Nunez, *Mechanical Engineering*; Brad Pearson, *Energy Commerce*; Taylor Symmank, *Marketing*.

Second Team (3): Reginald Davis, *Finance*; DeAndre Washington, *Exercise & Sports Science*; Davis Webb, *Exercise & Sports Science*.

2013 ... First Team (6): Ryan Erleben, *Master's Interdisciplinary Studies*; Kramer Fyfe, *Mechanical Engineering*; Summitt Hogue, *Agricultural Communications*; Bradley Marquez, *Exercise & Sports Science*; Josh Talbott, *Master's Business Administration*; Taylor Symmank, *Business Administration*.

Second Team (3): Ryan Bustin, *Business Administration*; Brandon DeFrance, *Management*; DeAndre Washington, *Exercise & Sports Science*.

2012 ... First Team (10): Cody Davis, *Master's in Management Information Systems*; Seth Doege, *Masters in Interdisciplinary Studies*; Ryan Erleben, *Exercise & Sports Science*; Kramer Fyfe, *Mechanical Engineering*; Summitt Hogue, *Agricultural Communications*; Bradley Marquez, *Exercise & Sports Science*; Terry McDaniel, *Interdisciplinary Studies*; Eugene Neboh, *Human Development & Family Studies*; Alex Torres, *Business Administration*; Austin Zouzak, *Energy Commerce*.

Second Team (2): Michael Brewer, *University Studies*; Le'Raven Clark, *Natural Resource Management*.



▲ BRONT BIRD



▲ CODY CAMPBELL

ACADEMIC ALL-CONFERENCE

2011 ... First Team (5): Cody Davis, *Management Information Systems*; Seth Doege, *Masters in Interdisciplinary Studies*; David Neil, *Masters in Exercise & Sports Science*; Mickey Okaro, *Human Development & Family Studies*; Austin Zouzalik, *Energy Commerce and General Business*.

Second Team (4): Donnie Carona, *Masters in Business Administration*; Ryan Erleben, *Exercise & Sports Science*; Alex Torres, *Masters in Business Administration*; Eric Ward, *Human Development & Family Studies*.

2010 ... First Team (8): Britton Barbee, *Psychology & Human Development*; Bront Bird, *Energy Commerce*; Cody Davis, *Management Information Systems*; David Neill, *Exercise and Sports Sciences*; Mickey Okaro, *Human Development & Family Studies*; Chris Olson, *MBA*; Taylor Potts, *Exercise and Sport Sciences/ Human Development & Family Studies*; Austin Zouzalik, *Business Administration*.

Second Team (7): Jonathan Brydon, *Marketing*; Donnie Carona, *Business Administration*; Brian Duncan, *Management*; Jonathan LaCour, *Advertising*; Alex Torres, *Business Administration*; LaAdrian Waddle, *Business Administration*; Matt Williams, *Human Development & Family Studies*.

2009 ... First Team (9): Bront Bird, *Business Administration*; Taylor Charbonnet, *Business Administration*; Cody Davis, *Business Administration*; David Neil, *Human Development and Family Studies*; Mickey Okaro, *Pre-Dental*; Chris Olson, *Business Administration*; Taylor Potts, *n/a*; Alex Torres, *Business Administration*; Austin Zouzalik, *Business Administration*.

Second Team (2): Donnie Carona, *Business Administration*; Brandon Sharpe, *Business Administration*.

2008 ... First Team (12): Bront Bird, *Business Administration*; Taylor Charbonnet, *Business Administration*; Cory Fowler, *General Business-graduate*; J.J. Griffin, *Exercise and Sport Sciences-graduate*; Graham Harrell, *Education-graduate*; Jonathan LaCour, *Advertising*; David Neill, *Human Development and Family Studies*; Mickey Okaro, *undeclared*; Chris Olson, *Marketing and Management*; Chris Perry, *undeclared*; Taylor Potts, *Exercise and Sport Sciences*; Todd Walker, *Human Development and Family Studies*.

Second Team (6): Daniel Charbonnet, *General Studies*; Rashad Hawk, *undeclared*; Jake Johnson, *Human Development and Family Studies*; Franklin Mitchem, *General Business*; Eric Morris, *Communication Studies*; Jake Ratliff, *Animal Science*.

2007 ... First Team (9): Grant Berg, *Finance*; Graham Harrell, *History*; Kelly Hildebrandt, *General Business*; Eric Morris, *Communication Studies*; Chris Olson, *General Business*; David Schaefer, *Bio-Chemistry*; Clint Stoffels, *General Business*; Alex Trlica, *Finance*; Grant Walker, *Business Management*.

Second Team (7): Daniel Charbonnet, *General Studies*; Brian Duncan, *General Business*; Chad Hill, *Finance*; Jamar Wall, *Exercise and Sports Sciences*; Loy White, *Business Marketing*; Marlon Williams, *Civil Engineering*; Tyler Yenzler, *Finance*.

2006 ... First Team (8): Matt Grissell, *English*; Graham Harrell, *History*; Chris Hudler, *Sports Management*; Brock Stratton, *Restaurant, Hotel and Institutional Management*; Keith Toogood, *Business Management*; Alex Trlica, *Finance and Accounting*; Grant Walker, *Business Management*; Todd Walker, *Pre-Medicine*.

Second Team (3): Daniel Charbonnet, *Communications*; Chad Hill, *General Business*; Antonio Huffman, *Sociology*.

2005 ... First Team (2): SirDon Lewis, *Psychology*; David Schaefer, *Biochemistry*.

Second Team (4): Lance Fuller, *Business*; John Saldi, *Communications*; Calen Shearer, *Business*; Alex Trlica, *Finance*.

2004 ... First Team (8): Sonny Cumbie, *History*; Cody Fuller, *Communications*; Joe Garcia, *Undeclared*; Sione Havili, *Human Development and Family Studies*; Brock Stratton, *Restaurant, Hotel and Institutional Management*; Josh Rangel, *Public Relations*; Alex Trlica, *Pre-Nursing*; Jeremy Woods, *Graduate Studies/Marketing*.

Second Team (7): Brian Bishop, *General Business*; Cody Campbell, *MBA*; Dylan Gandy, *Finance*; SirDon Lewis, *Human Development & Family Studies*; Seth Nitschmann, *Finance*; Brent Slaughter, *Petroleum Land Management*; Keith Toogood, *Marketing*.

2003 ... First Team (7): Marcus Boyd, *Marketing/Management*; Cody Campbell, *MBA*; Cody Fuller, *Communications*; Taylor Jobe, *Advertising*; Byron Johnson, *Marketing/Management*; Josh Rangel, *Public Relations*; Dupree Scovell, *Finance/Graduate*.

Second Team (8): Ryan Aycock, *Communication Studies*; Toby Cecil, *Finance*; Joel Filani, *Undeclared*; Dylan Gandy, *History*; Trey Haverty, *Management*; B.J. Symons, *Management*; Keith Toogood, *Business*; Jeremy Woods, *Graduate Studies*.

2002 ... First Team (8): Eric Barte, *Exercise and Sport Sciences*; Cody Campbell, *Finance/Economics*; Toby Cecil, *Finance*; Lennard Christensen, *High Performance Management*; Cody Fuller, *Undeclared*; Dylan Gandy, *Business*; Taylor Jobe, *Advertising*; Kliff Kingsbury, *Master's of Sport Management*.

Second Team (14): Ryan Aycock, *Communication Studies*; Marcus Boyd, *Marketing*; Cody Davis, *Management*; Adell Duckett, *Exercise and Sport Sciences*; Trey Haverty, *Management*; Byron Johnson, *Marketing*; Clay McGuire, *History*; Josh Page, *Master's of Restaurant, Hotel and Institutional Management*; Josh Rangel, *Public Relations*; Ricky Sailor, *Human Development and Family Studies*; B.J. Symons, *Management*; Robert Treece, *Exercise and Sport Sciences*; E.J. Whitley, *Undeclared*; Robert Wyatt, *Graduate Studies*.

2001 ... First Team (15): Ryan Aycock, *Communication Studies*; Eric Barte, *Exercise and Sport Science*; Marcus Boyd, *Management Information Systems*; Rusty Bucy, *Communication Studies*; Cody Campbell, *Finance/Economics/Petroleum Land Management*; Toby Cecil, *Business*; Lennard Christensen, *High Performance Management/Graduate School*; Dylan Gandy, *Undeclared*; Trey Haverty, *Undeclared*; Byron Johnson, *Marketing*; Kliff Kingsbury, *Management*; Paul McClendon, *Management Information Systems*; Dupree Scovell, *Management/Marketing*; King Scovell, *Finance/General Business*; Robert Wyatt, *Restaurant, Hotel and Institutional Management*.

Second Team (7): Peter Abrigg, *Construction Technology*; Preston Hartfield, *Exercise Sport Management*; Jonathan Hawkins, *Teacher Certification/Graduate School*; Josh Page, *Restaurant, Hotel and Institutional Management*; Justin Reed, *Communication Studies*; B.J. Symons, *Finance*; Wes Welker, *Undeclared*.

2000 ... First Team (16): Peter Abrigg, *Construction Technology*; Ryan Aycock, *Communication Studies*; Chris Birkholz, *Biology*; Tony Cantu, *Spanish/Exercise Sciences*; Lennard Christensen, *High Performance Management*; John DePasquale, *MBA*; Carlos Francis, *Exercise and Sport Sciences*; Jonathan Hawkins, *Sports Management*; Sam Hooks, *MBA*; J.P. Jansen, *Agronomy*; Kliff Kingsbury, *Management*; Paul McClendon, *MIS*; Robert Monroe, *Kyle Sanders, Master's of Science/Motor Behavior*; King Scovell, *Finance*; Robert Wyatt, *Restaurant, Hotel and Institutional Management*.

Second Team (10): Rusty Bucy, *Communications*; Will Culppeper, *MBA*; Derek Dorris, *Exercise and Sport Science*; Kris Kocurek, *Exercise and Sport Sciences*; Mickey Peters, *Exercise and Sport Sciences*; Justin Reed, *Communications*; Toby Shain, *Exercise and Sports Science*; Reggie Savage, *Exercise and Sport*

Sciences; J.J. Williams, *Exercise & Sport Sciences*; Shaud Williams, *Marketing*.

1999 ... First Team (17): Peter Abrigg, *Arts and Sciences*; Eric Barte; Chris Birkholz, *Biology*; Reagan Bownds, *Agriculture Business*; Brian Burchett; Keith Cockrum, *Finance*; J.P. Jansen, *Agronomy*; Kliff Kingsbury; Paul McClendon, *MIS*; Robert Monroe; Rob Peters, *Accounting*; Brian Roberson, *Engineering*; Charlie Robinson; Kyle Sanders, *History*; King Scovell, *Finance*; Kyle Shipley, *Finance*; Robert Wyatt.

Second Team (7): Rusty Bucy; Will Culppeper, *Management*; Paul Erickson, *History*; Matt Heider, *Mathematics*; Josh Page; Reggie Savage, *Exercise & Sports Sciences*; J.J. Williams.

1998 ... First Team (14): Chris Birkholz, *Biology*; Reagan Bownds, *Agrubusiness*; Keith Cockrum, *Finance*; Jaret Greaser, *Agriculture Economics*; Matt Heider, *Undecided*; Jeremy Hernandez, *Biochemistry*; Paul McClendon, *Undecided*; Robert Monroe, *Accounting*; Cody Patton, *Interdisciplinary Agriculture*; Rob Peters, *Accounting*; Brian Roberson, *Engineering*; Kyle Sanders, *History*; King Scovell, *Finance*; Kyle Shipley, *Finance*.

Honorable Mention (3): Kris Kocurek, *Undecided*; Montae Reagor, *Exercise & Sport Sciences*; Reggie Savage, *Exercise & Sport Sciences*.

1997 ... First Team (10): Reagan Bownds, *Agricultural Business*; Corey Chandler, *Communications*; Keith Cockrum, *MIS/Finance*; Jaret Greaser, *Agriculture Econ*; Jeremy Hernandez, *Bio-Chemistry*; Cody Patton, *Agriculture*; Rob Peters, *Accounting*; Zac Potter, *Accounting*; Brian Roberson, *Civil Engineering*; Tony Rogers, *Marketing*.

Honorable Mention (5): Tim Baker, *MIS*; Jonathan Hawkins, *ESS*; Kyle Shipley, *Accounting*; Matt Tittle, *Communications*; Duane Toliver, *Business*.

1996 ... First Team (8): Sone Cavazos, *Civil Engineering*; Keith Cockrum, *Finance*; Jaret Greaser, *Agricultural Business*; Jeremy Hernandez, *Bio Chemistry*; Ryan Jones, *Communications*; Rob Peters, *Accounting*; Tony Rogers, *Marketing*; Field Scovell, *General Business*.

Honorable Mention (2): Corey Chandler, *Communications*.

SOUTHWEST CONFERENCE

1995 ... Ed Hendrix, *ESS*; Tony Rogers, *Management*; Field Scovell, *Finance*.

1994 ... Scott Aylor, *Electrical Engineering*; Ed Hendrix, *ESS*.

1993 ... Jason Clemmons, *ESS*; Robert King, *Chem. Engineering*; Stacey Petrich, *Finance*.

1992 ... Steve Carr, *Marketing*; Scott Fitzgerald, *Electrical Eng.*; Stacey Petrich, *Finance*.

1991 ... King Hodson, *RHM*; Steve Carr, *Marketing*; Stacey Petrich, *Finance*.

1990 ... Chris Naughton, *ESS*; Jason Rattan, *Pre-Vet. Medicine*; David McFarland, *Finance*.

1989 ... David McFarland, *Finance*; Tom Mathiasmeier, *Finance*; Bart Talkington, *English*.

1988 ... Tom Mathiasmeier, *Finance*; Bart Talkington, *English*.

1987 ... Eric Everett, *Physical Education*; Terry Lynch, *Broadcast Journalism*; Tim Tannehill, *Physical Education*.

PREVIEW

RED RAIDERS

STAFF

'23 REVIEW

HISTORY

RECORDS

TEXAS TECH

TEAM AWARDS

PETE CAWTHON MEMORIAL TEAM MVP		
2023	Tahj Brooks	RB
2022	Tyree Wilson	OLB
2008	Graham Harrell	QB
2007	Michael Crabtree	WR
2006	Joel Filani	WR
2005	Taurean Henderson	RB
2004	Mike Smith	LB
2003	Wes Welker	WR
2002	Aaron Hunt	DE
	Kliff Kingsbury	QB
2001	Kevin Curtis	FS
	Ricky Williams	RB
2000	Kliff Kingsbury	QB
	Kevin Curtis	SS
1999	Sammy Morris	RB
1998	Montae Reagor	DE
1997	Montae Reagor	DE
1996	Byron Hanspard	RB
1995	Zach Thomas	LB
1994	Zach Thomas	LB
1993	Byron Morris	RB
1992	Lloyd Hill	WR
1991	Robert Hall	QB
1990	Rodney Blackshear	WR
1989	James Gray	B
1988	Billy Joe Tolliver	QB
1987	James Gray	B
1986	Roland Mitchell	DB
1985	Carl Carter	DB
1984	Freddie Wells	FB
	Dwayne Jiles	LB
1983	Ronald Byers	NG
1982	Gabriel Rivera	DL
1981	Terry Baer	LB
1980	Ted Watts	S
1979	James Hadnot	FB
1978	Don Kelly	LB
1977	Mike Mock	LB
	Billy Taylor	FB
1976	Thomas Howard	LB
1975	Pat Felix	TE
1974	Lawrence Williams	HB
1973	Joe Barnes	QB
1972	Donald Rives	G
1971	Larry Molinare	LB
1970	Bruce Dowdy	DE
1969	Denton Fox	DB
1968	Don King	G
1967	Jerry Turner	C
1966	James Henkel	T
1965	Donny Anderson	HB
1964	Jerry Don Balch	E
1963	Bill Shaha	G
1962	David Parks	E

DELL MORGAN MEMORIAL COURAGE AWARD		
2023	Bryce Ramirez	LB
2022	Tyler Shough	QB
2008	Rylan Reed	OL
2007	Eric Morris	IR
2006	Chris Hudler	NT
2005	Khalid Naziruddin	CB
	Trey Haverty	IR
2003	Carlos Francis	WR
2002	Rodney McKinney	DL
2001	Jason May	OL
2000	Wes Welker	RB
1999	Rob Peters	QB
1998	Rob Peters	QB
1997	Zebbie Lethridge	QB
	Cody McGuire	DT
1996	Ryan Donohue	LB
1995	Shawn Banks	LB
1994	Robert Johnson	LB
	Scott Fitzgerald	C
1993	Bruce Hill	FB
1992	Stance Labaj	OL
1991	Matt Wingo	LB
1990	Stephon Weatherspoon	LB
1989	Clifton Winston	FB
1988	Ervin Farris	FB
1987	Bart Reagor	DB
1986	Brad Hastings	LB
1985	Scott Davis	DT
1984	Joe McMeans	OG
	Wayne Dawson	DE
1983	Kerry Tecklenburg	LB
1982	Stan Williams	LB
1981	Ron Reeves	QB
1980	Roger Jones	DE
1979	Johnny Quinney	LB
1978	Brian Nelson	SE
1977	Gary McCright	LB
	Rodney Allison	QB
1976	Bill Bothwell	DT
1975	Ray Hennig	DT
1974	David Knaus	DL
1973	James Mosley	B
1972	Harold Lyons	G
1971	Marc Dove	DB
1970	Bob Mooney	DT
1969	Dickie Grigg	DB
1968	Rob Junell	LB
1967	Pat Knight	E
1966	Guy Griffis	S
1965	Tom Wilson	QB
1964	C.C. Willis	LB
1963	Sam Cornelius	E
1962	Bill Worley	HB
1961	Larry Jones	E

DONNY ANDERSON SPORTSMANSHIP AWARD		
2023	Dadrian Taylor-Demerson	DB
2022	Tony Bradford Jr.	DL
	Adrian Frye	DB
2008	Brian Duncan	LB
2007	Brian Duncan	LB
2006	Antonio Huffman	CB
2005	Khalid Naziruddin	CB
2004	Clay McGuire	RB
2003	Preston Hartfield	RB
2002	King Scovell	IR
2001	Ryan Aycock	SS
2000	John Norman	LB
1999	Sammy Morris	RB
1998	Matt Tittle	QB
1997	Dane Johnson	FS
1996	Sone Cavazos	QB
	Jody Brown	LB
	Corey Chandler	DT
1995	Byron Hanspard	TB
1994	Byron Hanspard	TB
1993	Robert Hall	QB
1992	Tracy Saul	DB
1991	Tracy Saul	DB
1990	Bill DuBose	OT
1989	Charles Odiorne	OT
	Charles Perry	DT
1988	Boyd Cowan	DB
1987	Scott Toman	QB
1986	Aubrey Richburg	OT
1985	Tim Crawford	DE
1984	Troy Smith	WR
	Brad White	DT
1983	Chuck Alexander	DB
1982	David Joeckel	C
1981	Maury Buford	P
	Tate Randle	S
1980	Jim Verden	DT
1979	Ken Walter	OT
	David Hill	DT
1978	Curtis Reed	NG
1977	Terry Anderson	C
1976	Tommy Duniven	QB
1975	Ecomet Burley	DL
1974	Tommy Cones	DE
1973	George Herro	LB
	Ken Wallace	DB
1972	Doug McCutchen	B
	Quintin Robinson	LB
1971	David Browning	L
1970	Larry Hargrave	B
1969	Tom Sawyer	B

TEAM AWARDS

J.T. KING AWARD MOST IMPROVED PLAYER		
2023	Xavier White	WR
	Ben Roberts	LB
2022	Dennis Wilburn	C
	Isaac Smith	OLB
2008	Stephen Hamby	C
2007	Rylan Reed	OT
2006	Brandon Jones	C
	Paul Williams	LB
2005	Fred Threweatt	DT
2004	Johnnie Mack	RB
2003	Preston Hartfield	RB
2002	Mickey Peters	IR
2001	Kliff Kingsbury	QB
2000	Rickey Hunter	RB
1999	Anthony Malbrough	CB
1998	Oscar Solis	CB
1997	Tim Winn	TE
1996	Shane Dunn	OG
1995	Jerod Fiebigler	TE
1994	Zach Thomas	LB
1993	Larry Starr	FB
1992	Harry Dyas	DE
1991	Donny Brooks	DB
1990	Byron Hooper	WR
1989	Anthony Lynn	RB
1988	Charles Rowe	LB
1987	Clifton Winston	FB
1986	Monte McGuire	QB
1985	Scott Davis	DT
1984	Chris Tanner	C
1983	Dale Brown	RB
1982	Roderick Smith	TE
1981	Lewis Washington	DE
1980	Dane Kerns	DT
	Tracy Kensing	OT
1979	David Hill	DT
1978	Travis Mileur	C

DARE TO BE GREAT AWARD		
2023	Caleb Rogers	OL
2022	Kosi Eldridge	LB
2008	Baron Batch	RB
2007	Chris Parker	DB
2006	Dek Bake	DT
2005	Khalid Naziruddin	CB
2004	Clay McGuire	RB
2003	Preston Hartfield	IR
2002	King Scovell	IR
2001	Mark Washington	FS
2000	Rickey Hunter	RB
1999	Taurus Rucker	DE
1998	Montae Reagor	DE
1997	Cody McGuire	DT
1996	Casey Jones	OG
1995	Corey Chandler	DT
1994	Scott Fitzgerald	C
1993	Scott Aylor	TE
1992	Tracy Saul	FS
1991	Keith Cripps	WR
1990	Tony Hooper	TE
1989	Tommy Webb	OT
1988	Clifton Winston	FB
1987	Jeff Keith	OG
1986	Danny Schwertner	DT
1985	Calvin Riggs	DE
1984	Joe McMeans	OG
1983	Curt Cole	TE
1982	David Eliff	FB
1981	C.M. Pier	DE

E.J. HOLUB DOUBLE TOUGH AWARD		
2023	Behren Morton	QB
2022	Krishon Merriweather	LB
2008	Rylan Reed	OL
2007	Joe Garcia	SS
2006	Chris Hudler	NT
2005	Dwayne Slay	FS
2004	Mike Smith	LB
2003	B.J. Symons	QB
2002	Kliff Kingsbury	QB
2001	Ricky Williams	RB
1999	Kyle Shipley	LB
1998	Donnie Hart	WR
1997	Stoney Garland	DT
1996	Robert Johnson	LB
1995	Zach Thomas	LB
1994	Byron Wright	DE
1993	Stacey Petrich	OT
1992	Ben Kirkpatrick	LB
1991	Rodney Blackshear	WR
1990	Stephon Weatherspoon	LB
1989	James Gray	RB
1988	Billy Joe Tolliver	QB
1987	David Stickels	OG
1986	Chris Tanner	C
1985	Tim Crawford	DE
1984	Brad White	DT
1983	Ronald Byers	DT

Editor's Note: Texas Tech did not present team awards during the 2009-21 seasons. The tradition returned under head coach Joey McGuire beginning with the 2022 football season.

CLINT RAMSEY ACADEMIC EFFORT AWARD

2023	Jake Strong/Reese Burkhardt
2022	Patrick Curley
2008	J.J. Griffin
2007	David Schaefer
2006	Keith Toogood
2005	Bryan Kegans
2004	Cody Campbell
	Jeremy Woods
2003	Taylor Jobe
2002	Lennard Christensen
2001	Lance Williams
2000	Derrick Briggs
1999	Tim Duffie
1998	Sammy Morris
1997	Jayson Hansen
1996	Montae Reagor
	Taurus Rucker
1995	Shawn Hurd
1994	Byron Wright
	Scott Fitzgerald
1993	Stacey Petrich

1992	Andy Chance
1991	Matt Wingo
1990	Jason Rattan

1989	Tommy Webb
1988	Dal Watson
1987	Ricky Boysaw



▲ TYREE WILSON was tabbed the Pete Cawthon Memorial Team MVP in a return of the annual tradition.

PREVIEW

RED RAIDERS

STAFF

'23 REVIEW

HISTORY

RECORDS

TEXAS TECH

ALL-STAR GAMES

ALL-AMERICA BOWL

1976	Curtis Jordan	S
1969	Kenny Vinyard	K

BLUE-GRAY GAME

1997	Tony Darden	CB
1992	Stance Labaj	OG
1991	Rodney Blackshear	WR
	Mark Bounds	P
	Anthony McDowell	FB
1988	Desmond Royal	DT
	Merv Scurllark	CB
1987	Eric Everett	CB
	Artis Jackson	DT
1986	Brad Hastings	LB
	Roland Mitchell	CB
1985	Carl Carter	CB
	Mike Kinsey	LB
1984	Dwayne Jiles	LB
1983	Stan David	S
1982	Hasson Arubakrr	DT
	Gabriel Rivera	NG
1981	Maury Buford	P
	Tate Randle	S
1980	Jeff McKinney	OLB
1977	Eric Felton	DB
	Mike Mock	LB
1975	Tony Green	CB
	Curtis Jordan	S
1970	Denton Fox	DB
	Charles Evans	E
	Jerry Don Sanders	K
1969	Roger Freeman	HB
	Jim Moylan	T
	Mike Patterson	T
	Kenny Vinyard	K
1968	Mike Leinert	HB
	John Scovell	QB
	Phil Tucker	G
1961	Bake Turner	B
1959	Ronnie Rice	HB
	Jerry Selfridge	T
1957	Pat Hartsfield	E
1955	Lonnie Graham	B



▲ ANTHONY LYNN

	Bill Herchman	T
	Jack Kirkpatrick	B
1954	Claude Harland	E
	Jerry Johnson	B
	Rick Spinks	E
1953	Vic Spooner	E
	Jimmy Williams	T
1951	Aubrey Phillips	C
1947	Roland Nabors	C
	Joe Smith	E

COACHES ALL-AMERICAN GAME

1976	Tony Green	CB
	Curtis Jordan	S
1975	Tommy Cones	DE
	David Knaus	NG
1974	Joe Barnes	QB
	Kenneth Wallace	DB
1973	David Corley	DT
	Russell Ingram	C
	Don Rives	LB
1972	Larry Molinare	LB
1970	Richard Campbell	E
	Charles Evans	E
	Denton Fox	B
1966	Donny Anderson	HB
1964	Dave Parks	E
1961	E.J. Holub	C
	(Army duty prevented playing)	

CHICAGO TRIBUNE ALL-STARS

1965	Donny Anderson	HB
1964	Dave Parks	C
1961	E.J. Holub	C
1959	Floyd Dellinger	HB
1956	Bill Herchman	T
1954	Bobby Cavazos	B
1952	Jerrell Price	T
1948	Roland Nabors	C
1947	James Reed	
1945	Walter Schlinkman	B

COPPER BOWL

1958	Jerry Bell	QB
	Floyd Dellinger	HB
	Phil Williams	T

DALLAS ALL-STAR GAME

1939	Elmer Tarbox	B
1938	Lewis Jones	G

GRIDIRON CLASSIC

2004	Cody Campbell	OG
2000	Derek Dorris	WR
	John Norman	LB
1999	Darwin Brown	CB

HULA BOWL

2023	Austin McNamara	P
	Tyler Owens	DB
	Rayshad Williams	DB
2021	Travis Koontz	TE

	Riko Jeffers	LB
2020	Zech McPhearson	DB
2019	Douglas Coleman III	DB
	Donta Thompson	TE
2005	Khalid Naziruddin	DB
	Bristol Olomua	TE
2004	Cody Campbell	OG
	Sonny Cumbie	QB
	Dylan Gandy	C
	Daniel Loper	OT
2003	Wes Welker	WR
2002	Kliff Kingsbury	QB
	Rex Richards	OG
2000	Chris Birkholz	K
	Kris Kocurek	DT
1999	Darwin Brown	CB
	Donnie Hart	WR
1998	Tony Darden	CB
	Dane Johnson	S
1997	Casey Jones	OG
1996	Marcus Coleman	DB
	Zach Thomas	LB
1987	Chris Tanner	C
1986	Carl Carter	CB
	Mike Kinsey	LB
1980	James Hadnot	FB
1978	Rodney Allison	QB
	Dan Irons	DT
1977	Thomas Howard	LB
1974	Joe Barnes	QB
	Andre Tillman	E
1973	Don Rives	LB
1970	Richard Campbell	DE
	Denton Fox	DB
1969	Don King	G
1968	Phil Tucker	G
1967	Ronnie Pack	G
1966	Donny Anderson	B
	Tom Wilson	QB

INS ALL-SOUTHWEST 11

1956	Doug Campbell	G
	(Second Team)	

INS JUICE NORTH-SOUTH CLASSIC

2006	Keyunta Dawson	DE
	Joel Filani	WR
	Glenn January	OL
	Robert Johnson	IR
	Alex Reyes	P

JAPAN BOWL

1993	Charlie Biggus	OT
	Tracy Saut	S
1991	Rodney Blackshear	WR
	Anthony Lynn	RB
1990	James Gray	RB
1980	Larry Flowers	DB
1978	Rodney Allison	QB
	Dan Irons	OT
1977	Thomas Howard	LB
1976	Ecomet Burley	NG

ALL-STAR GAMES

KING ALL-AMERICA CLASSIC

1990	Charles Odiorne	T
	Kevin Sprinkles	TE

LAS VEGAS ALL-AMERICA CLASSIC

2003	Toby Cecil	C
------	------------	---

NFLPA COLLEGIATE BOWL

2022	Krishon Merriweather	LB
	SaRodorick Thompson Jr.	RB
2020	Zech McPhearson	DB
	Eli Howard	DL
2019	Broderick Washington Jr.	DL
2014	Bradley Marquez	WR

NORTH-SOUTH GAME

1969	Leon Lovelace	T
1968	Jerry Turner	C
1967	David Baugh	HB
	James Henkel	T

OLYMPIA GOLD BOWL

1982	Tate Randle	S
------	-------------	---

SALAD BOWL

1955	Walter Bryan	B
	Claude Hartland	E
	Bobby Hunt	G
	Jerry Johnson	B
	Ken Kummer	G
	Ralph Martin	C
	Rick Spinks	B
	Dean White	E

SENIOR BOWL

2023	Myles Cole	DL
	Austin McNamara	P
2022	SaRodorick Thompson Jr.	RB
	Tyree Wilson	DL
2020	Jack Anderson	OL
2019	Jordyn Brooks	LB
	Terence Steele	OL
	Broderick Washington Jr.	OL
2015	DeAndre Washington	RB
2015	Le'Raven Clark	OL
2008	Graham Harrell	QB
2002	Kliff Kingsbury	QB
2000	Sammy Morris	RB
1999	Montae Reagor	DE
1997	Ben Kaufman	OT
1994	Donny Brooks	DB
	Lloyd Hill	WR
1987	Lemuel Stinson	DB
1982	Maury Buford	P
1981	Ted Watts	FS
1980	James Hadnot	FB
1974	Andre Tillman	E
1973	Russell Ingram	C
1969	Kenny Vinyard	K
1964	Dave Parks	E
1961	E.J. Holub	C
1954	Bobby Cavazos	B
	Jimmy Williams	T

EAST-WEST SHRINE GAME

2023	Tyler Owens	S
	Dadrión Taylor-Demerson	S
2021	DaMarcus Fields	DB
	Dawson Deaton	OL
2017	Nic Shimonek	QB
2012	Cody Davis	S
	Seth Doege	QB
2009	Jamar Wall	DB
	Brandon Carter	OL
2008	Darcel McBath	S
	Louis Vasquez	OL
2006	Joel Filani	WR
	Jarrett Hicks	WR
2005	Taurean Henderson	RB
	Dwayne Slay	FS
	E.J. Whitley	OL
2004	Adell Duckett	DE
2003	Wes Welker	WR
2002	Aaron Hunt	DE
	Lawrence Flugence	LB
2001	Kevin Curtis	FS
	Ricky Williams	RB
2000	Curtis Lowery	OL
	Sammy Morris	RB
1999	Donnie Hart	WR
	Montae Reagor	DB
1998	Dane Johnson	S
1996	Zach Thomas	LB
1995	Jon Davis	K
	Scott Fitzgerald	C
1994	Lloyd Hill	WR
1993	Tracy Saul	S
1990	James Gray	TB
1980	Ken Walter	T
1969	Don King	G
	Jackie Stewart	FB
1968	Ed Mooney	LB
1967	Ronnie Pack	G
1963	Dave Parks	E
1960	E.J. Holub	C
1957	Charlie Moore	G
1951	Jerrell Price	T
1946	Walter Schlinkman	B
1939	Elmer Tarbox	B
1929	Ransom Walker	B



▲ LOUIS VASQUEZ

SOUTHWEST CHALLENGE

1962	Nathan Armstrong	T
	Coolidge Hunt	FB
	Johnny Lovelace	T

TEXAS VS. THE NATION

2013	Seth Doege	QB
	LaAdrian Waddle	OL
	Terry McDaniel	OL
2010	Taylor Potts	QB
	Brian Duncan	LB
2007	Danny Amendola	WR
2006	Keyunta Dawson	DE
	Brandon Jones	C

TROPICAL BOWL

2021	Kaylon Geiger Sr.	WR
	Eric Monroe	DB
2019	Jah'Shawn Johnson	DB
2017	Devin Lauderdale	WR
2016	Alfredo Morales	OL
	Kenny Williams	RB
2013	Eric Stephens	RB



▲ LE'RAVEN CLARK participated in the 2015 Senior Bowl before embarking on an NFL career.

RED RAIDERS IN THE NFL



▲ **DANNY AMENDOLA** celebrates with fellow Red Raider, **SAMMY MORRIS**, after the New England Patriots defeated the Atlanta Falcons in Super Bowl LI. Amendola had a crucial touchdown catch in the memorable come-from-behind victory as part of eight catches for 78 yards for his second career Super Bowl title.

EUGENE ALFORD, B – Portsmouth Spartans (1931-33); Cincinnati Reds (1934); St. Louis Gunners (1934).

DAKOTA ALLEN, LB – Los Angeles Rams (2019); Oakland Raiders (2019); Jacksonville Jaguars (2019-21); Cleveland Browns (2022).

JACE AMARO, TE – New York Jets (2014-15); Tennessee Titans (2016-17).

DANNY AMENDOLA, WR – St. Louis Rams (2009-12); New England Patriots (2013-17); Miami Dolphins (2018); Detroit Lions (2019-20); Houston Texans (2021).

GLEN AMERSON, B – Philadelphia Eagles (1961).

DONNY ANDERSON, B – Green Bay Packers (1966-71); St. Louis Cardinals (1972-74).

JACK ANDERSON, OL – Buffalo Bills (2021); Philadelphia Eagles (2021); New York Giants (2022-2023); Indianapolis Colts (2023).

HASSON ARBUAKRR, DE – Tampa Bay Bucs (1983); Minnesota Vikings (1984).

JUNIOR ARTERBURN, QB – Chicago Cardinals (1954).

TIM BAKER, WR – Pittsburgh Steelers (2001); Carolina Panthers (2002); San Diego Chargers (2003).

JOE BARNES, QB – Chicago Bears (1974).

BARON BATCH, RB – Pittsburgh Steelers (2011-12).

CAMERON BATSON, WR – Tennessee Titans (2018-21); Atlanta Falcons (2022).

WINFORD BAZE, B – Philadelphia Eagles (1937).

HUB BECHTOL, E – Baltimore Colts (1947-49).

BRONT BIRD, LB – San Diego Chargers (2011-13).

JORDYN BROOKS, LB – Seattle Seahawks (2020-2023).

JAMALL BROUSSARD, KR/PR – Carolina Panthers (2004).

WILLIAM BROWN, B – Brooklyn Dodgers (1943); Brooklyn Tigers (1944); Pittsburgh Steelers (1945).

ROBERT BRYANT, OT – San Francisco 49ers (1946-49).

WALTER BRYAN, B – Baltimore Colts (1955).

MAURY BUFORD, P – San Diego Chargers (1982-84); Chicago Bears (1985-86, 1989-91); New York Giants (1988).

VICTOR BURNETT, DE – St. Louis Cardinals (1987).

J.R. CALLAHAN, B – Detroit Lions (1946).

CODY CAMPBELL, OL – Indianapolis Colts (2005)

DYLAN CANTRELL, WR – Los Angeles Chargers (2018-19); Arizona Cardinals (2020); New England Patriots (2020); Washington Commanders (2020-21).

JOHN CARRELL, LB – Houston Oilers (1966).

CARL CARTER, DB – St. Louis Cardinals (1986-87); Phoenix Cardinals (1988-89); Cincinnati Bengals (1990); Tampa Bay Bucs (1991); Green Bay Packers (1992).

BOBBY CAVAZOS, B – Chicago Cardinals (1954).

TOBY CECIL, C – Carolina Panthers (2004); St. Louis Rams (2004-05).

LE'RAVEN CLARK, OL – Indianapolis Colts (2016-20; Philadelphia Eagles (2021); Tennessee Titans (2022); Pittsburgh Steelers (2023); Philadelphia Eagles (2023)

MARCUS COLEMAN, DB – New York Jets (1996-01; Houston Texans (2002-05); Dallas Cowboys (2006).

KEKE COUTEE, WR – Houston Texans (2018-20); Indianapolis Colts (2021-22); New Orleans Saints (2023).

MICHAEL CRABTREE, WR – San Francisco 49ers (2009-14); Oakland Raiders (2015-17); Baltimore Ravens (2018); Arizona Cardinals (2019).

TIM CRAWFORD, LB – Cleveland Browns (1987).

KEVIN CURTIS, S – San Francisco 49ers (2002).

STAN DAVID, LB – Buffalo Bills (1984); Kansas City Chiefs (1986).

CODY DAVIS, S – St. Louis Rams (2013-15); Los Angeles Rams (2016-17); Jacksonville Jaguars (2018-19); New England Patriots (2020-2023).

GAINES DAVIS, OG – New York Giants (1936).

WILLIAM DAVIS, OT – Chicago Cardinals (1940-41; Brooklyn Dodgers (1943); Miami Seahawks (1946).

KEYUNTA DAWSON, DE – Indianapolis Colts (2007-10); Detroit Lions (2011); Tennessee Titans (2012-13); New Orleans Saints (2013).

DAWSON DEATON, OL – Cleveland Browns (2022-23).

DEREK DORRIS, WR – New York Giants (2002).

GWYN DOWELL, B – Chicago Cardinals (1935-36).

RED RAIDERS IN THE NFL

TOMMY DUNIVEN, QB – Houston Oilers (1977-78).

RALPH EARHART, B – Green Bay Packers (1948-49).

SAM EGUAVOEN, LB – Miami Dolphins (2019-22); New York Jets (2023).

LIN ELLIOTT, K – Dallas Cowboys (1992-93); Kansas City Chiefs (1994-95).

ERIC EVERETT, DB – Philadelphia Eagles (1988-89); Tampa Bay Buccaneers (1990); Kansas City Chiefs (1991); Minnesota Vikings (1992).

ERIK EZUKANMA, WR – Miami Dolphins (2022-2023).

ERIC FELTON, DB – New Orleans Saints (1978-79); New York Giants (1980).

DAMARCUS FIELDS, DB – New Orleans Saints (2022); Washington Commanders (2023).

LARRY FLOWERS, DB – New York Giants (1980-84); New York Jets (1985).

ROBERT FLOWERS, C – Green Bay Packers (1942-49).

CARLOS FRANCIS, WR – Oakland Raiders (2004-07).

DYLAN GANDY, OL – Indianapolis Colts (2005-07); Denver Broncos (2008); Oakland Raiders (2008); Detroit Lions (2009-13).

KAYLON GEIGER, WR – Tampa Bay Buccaneers (2022).

ROGER GILL, E – Philadelphia Eagles (1964-65).

JAKEEM GRANT, WR – Miami Dolphins (2016-21); Chicago Bears (2021); Cleveland Browns (2022-2023).

JAMES HADNOT, B – Kansas City Chiefs (1980-83).

JOSELIO HANSON, DB – San Francisco 49ers (2004-05); Philadelphia Eagles (2006-11); Oakland Raiders (2012).

BYRON HANSPARD, RB – Atlanta Falcons (1997-00); Tampa Bay Buccaneers (2002).

GRAHAM HARRELL, QB – Green Bay Packers (2010-12).

LEONARD HARRIS, WR – Tampa Bay Buccaneers (1986); Houston Oilers (1987-93); Atlanta Falcons (1994).

WILLIAM HERCHMAN, OT – San Francisco 49ers (1956-59); Dallas Cowboys (1960-61); Houston Oilers (1962).

WILLIAM HOLCOMB, OT – Philadelphia Eagles (1937).

PAT HOLMES, OT – Houston Oilers (1966-72); Kansas City Chiefs (1973).

E.J. HOLUB, LB/C – Dallas Texans (1961-62); Kansas City Chiefs (1963-70).

THOMAS HOWARD, LB – Kansas City Chiefs (1977-83); St. Louis Cardinals (1984-85).

VAN HUGHES, DE – St. Louis Cardinals (1986); Seattle Seahawks (1987).

ANTHONY HUTCHISON, B – Chicago Bears (1983-84); Buffalo Bills (1985).

KERRY HYDER, DL – New York Jets (2014); Detroit Lions (2015-18); Dallas Cowboys (2019); San Francisco 49ers (2020); Seattle Seahawks (2021). San Francisco 49ers (2022-23); Houston Texans (2023).

BRANDEN JACKSON, DL – Oakland Raiders (2016); Seattle Seahawks (2017-20).

CHARLES JACKSON, S – Washington Redskins (1987).

DWAYNE JILES, LB – Philadelphia Eagles (1985-88); New York Giants (1989).

LEONARD JONES, DB – Denver Broncos (1987).

LEW JONES, LB – Brooklyn Dodgers (1943).

CURTIS JORDAN, DB – Tampa Bay Buccaneers (1976-80); Washington Redskins (1981-86).

WILLIAM KELLEY, E – Green Bay Packers (1949).

ROBERT KILCULLEN, OT – Chicago Bears (1957-65).

KLIFF KINGSBURY, QB – New England Patriots (2003); New Orleans Saints (2004); New York Jets (2005); Head Coach: Arizona Cardinals (2019-22).

KRIS KOCUREK, DT – Seattle Seahawks (2001); Tennessee Titans (2001-02).

JIM KRAHL, DB – New York Giants (1978); Baltimore Colts (1979); San Francisco 49ers (1980).

DEVIN LEMONS, DE – Chicago Bears (2001-02); Washington Redskins (2004).

ZEBBIE LETHRIDGE, DB – Miami Dolphins (2001-02).

DAVE LLOYD, LB – Cleveland Browns (1959-61); Detroit Lions (1962); Philadelphia Eagles (1963-70).

DANIEL LOPER, OT – Tennessee Titans (2005-08); Detroit Lions (2009); Oakland Raiders (2009-10).

ANTHONY LYNN, B – Denver Broncos (1993); San Francisco 49ers (1995-96); Denver Broncos (1997-99); Head Coach: Los Angeles Chargers (2017-20).

PATRICK MAHOMES II, QB – Kansas City Chiefs (2017-2023).

ANTHONY MALBROUGH, DB – Cleveland Browns (2000); Houston Texans (2002).

JOSEPH MAREK, B – Brooklyn Dodgers (1943).

BRADLEY MARQUEZ, WR – St. Louis Rams (2015); Los Angeles Rams (2016-17); Detroit Lions (2017-18).

DARCEL MCBATH, DB – Denver Broncos (2009-10); Jacksonville Jaguars (2011); San Francisco 49ers (2012-13).

ANTHONY MCDOWELL, RB – Tampa Bay Buccaneers (1992-94).

MONTE MCGUIRE, QB – Denver Broncos (1987).

ZECH MCPHEARSON, DB – Philadelphia Eagles (2021-2023).

DERRELL MITCHELL, E – New Orleans Saints (1994).

ROLAND MITCHELL, DB – Buffalo Bills (1987); Phoenix Cardinals (1989); Atlanta Falcons (1990); Green Bay Packers (1991-94).

MIKE MOCK, LB – New York Jets (1977).

ED MOONEY, LB – Detroit Lions (1968-71); Baltimore Colts (1972-73).

BYRON "BAM" MORRIS, RB – Pittsburgh Steelers (1994-95); Baltimore Ravens (1996-97); Kansas City Chiefs (1997-99).

SAMMY MORRIS, RB – Buffalo Bills (2000-03); Miami Dolphins (2004-06); New England Patriots (2007-10); Dallas Cowboys (2011).

ROLAND NABORS, C – New York Yankees (1948).



▲ CODY DAVIS announced his retirement last March following an 11-year NFL career after going undrafted.

PREVIEW

RED RAIDERS

STAFF

'23 REVIEW

HISTORY

RECORDS

TEXAS TECH

RED RAIDERS IN THE NFL



▲ **WES WELKER** forever changed the game of football in the NFL with a Hall of Fame-caliber career over his 12 seasons, which spanned stints with the Miami Dolphins, New England Patriots and Denver Broncos, among others. He was a two-time All-Pro selection and a five-time Pro Bowl honoree during his career.

JAMES NEILL, B - New York Giants (1937); Chicago Cardinals (1939).

TRUETT OWENS, G – Brooklyn Dodgers (1943).

DAVE PARKS, E – San Francisco 49ers (1964-67); New Orleans Saints (1968-72); Houston Oilers (1973).

MAC PERCIVAL, K – Dallas Cowboys (1967); Chicago Bears (1968-73).

JERRELL PRICE, G – Chicago Cardinals (1951).

MANUEL RAMIREZ, OL – Detroit Lions (2007-10); Denver Broncos (2011-14); Detroit Lions (2015-16).

HERSCHEL RAMSEY, E – Philadelphia Eagles (1938-40, 45).

TATE RANDLE, DB – Houston Oilers (1982); Baltimore Colts (1983-86); Miami Dolphins (1987).

WALTER RANKIN, B – Chicago (1941, 43, 45-47); Pittsburgh Steelers (1944).

MONTAE REAGOR, DE – Denver Broncos (1999-02); Indianapolis Colts (2003-06); Philadelphia Eagles (2007-08).

GABRIEL RIVERA, DT – Pittsburgh Steelers (1983).

DON RIVES, LB – Chicago Bears (1973-78).

PETE ROBERTSON, LB – Seattle Seahawks (2016); Washington Redskins (2017-18; 2019); Arizona Cardinals (2019).

EDWARD ROBNETT, B – San Francisco 49ers (1947).

FRANCIS SACHESE, B – Brooklyn Dodgers (1943); Brooklyn Tigers (1944); Boston Yankees (1945).

WALTER SCHLINKMAN, B – Green Bay Packers (1946-50).
PRINCE SCOTT, E – Miami Seahawks (1946).

KING SIMMONS, DB – Cleveland Browns (1986-87); San Diego Chargers (1987).

JOSEPH SMITH, E – Baltimore Colts (1948).

MIKE SMITH, LB – Baltimore Ravens (2005-07).

TIMMY SMITH, B – Washington Redskins (1987-88).

WILL SMITH, LB – Dallas Cowboys (2014-15).

RICHARD STAFFORD, E – Philadelphia Eagles (1962-63).

TERENCE STEELE, OL – Dallas Cowboys (2020-2023).

LEMUEL STINSON, DB – Chicago Bears (1989-92); Atlanta Falcons (1993).

B.J. SYMONS, QB – Houston Texans (2004-05).

BILLY TAYLOR, B – New York Giants (1978-81); Los Angeles Raiders (1982).

ZACH THOMAS, LB – Miami Dolphins (1996-07); Dallas Cowboys (2008).

SA RODORICK THOMPSON, RB – Seattle Seahawks (2023); Dallas Cowboys (2023).

ANDRE TILLMAN, TE – Miami Dolphins (1975-78).

BILLY JOE TOLLIVER, QB – San Diego Chargers (1989-90); Atlanta Falcons (1991-93); Houston Oilers (1994); Atlanta Falcons (1996-97); New Orleans Saints (1998-00).

BAKE TURNER, E/B – Baltimore Colts (1962); New York Jets (1963-69); Boston Patriots (1970).

T.J. VASHER, WR – Dallas Cowboys (2021).

LOUIS VASQUEZ, OL – San Diego Chargers (2009-2012); Denver Broncos (2013-15).

KENNY VINYARD, K – Atlanta Falcons (1970).

LAADRIAN WADDLE, OL – Detroit Lions (2013-15); New England Patriots (2015-18); Buffalo Bills (2019).

SAMMY WALKER, DB – Pittsburgh Steelers (1991-92); Kansas City Chiefs (1993); Green Bay Packers (1994).

WAYNE WALKER, WR – San Diego Chargers (1989).

JAMAR WALL, DB – Dallas Cowboys (2010); Houston Texans (2010); Philadelphia Eagles (2010).

JOE WALTER, T – Cincinnati Bengals (1985-97).

BRODERICK WASHINGTON JR., DL – Baltimore Ravens (2020-2023).

DEANDRE WASHINGTON, RB – Oakland Raiders (2016-19); Kansas City Chiefs (2020); Miami Dolphins (2020).

TED WATTS, DB – Oakland Raiders (1981-84); New York Giants (1985); San Diego Chargers (1987).

DAVIS WEBB, QB – New York Giants (2017; 2022); New York Jets (2018); Buffalo Bills (2019-21).

GEORGE WEBB, E – Brooklyn Dodgers (1943)

WES WELKER, IR – San Diego Chargers (2004); Miami Dolphins (2004-06); New England Patriots (2007-12); Denver Broncos (2013-14); Los Angeles Rams (2015)

ANTOINE WESLEY, WR – Baltimore Ravens (2019-20); Arizona Cardinals (2021-22)

BRANDON WILLIAMS, DE – Dallas Cowboys (2009-10); Arizona Cardinals (2011-12).

LAWRENCE WILLIAMS, E – Kansas City Chiefs (1976-77); Cleveland Browns (1977).

REX WILLIAMS, C – Chicago Cardinals (1940); New York Americans (1940); Detroit Lions (1945)

RICKY WILLIAMS, RB – New Orleans Saints (2002); Indianapolis Colts (2002-03).

SHAUD WILLIAMS, RB – Buffalo Bills (2004-06)

TYREE WILSON, DL – Las Vegas Raiders (2023)

BERNARD WINKLER, T – Los Angeles Dons (1948).

NFL DRAFT HISTORY

FIRST ROUND PICKS BY SELECTION

SELECTION	NAME	TEAM	YEAR
No. 1	Dave Parks, TE/WR	San Francisco 49ers	1964
No. 7	Donny Anderson, HB	Green Bay Packers	1965
No. 7	Tyree Wilson, OLB/DE	Las Vegas Raiders	2023
No. 10	Michael Crabtree, WR	San Francisco 49ers	2009
No. 10	Patrick Mahomes II, QB	Kansas City Chiefs	2017
No. 11	Walter Schlinkman, RB	Green Bay Packers	1945
No. 21	Ted Watts, DB	Oakland Raiders	1981
No. 21	Gabriel Rivera, DL	Pittsburgh Steelers	1983
No. 27	Jordyn Brooks, LB	Seattle Seahawks	2020
--	E.J. Holub, C	Dallas Texans*	1961

* designates selected by previous AFL team and not NFL



In 2023, Tyree Wilson became the ninth Red Raider all-time to be selected in the first round of the NFL Draft.



YEAR-BY-YEAR NFL DRAFT PICKS

YEAR	PLAYER	ROUND	TEAM
2024	Dadrian Taylor-Demerson, DB	4th	Arizona Cardinals
2024	Myles Cole, OLB/DE	7th	Jacksonville Jaguars
2023	Tyree Wilson, OLB/DE	1st	Las Vegas Raiders
2022	Erik Ezukanama, WR	4th	Miami Dolphins
2022	Dawson Deaton, OL	7th	Cleveland Browns
2021	Zech McPhearson, DB	4th	Philadelphia Eagles
2021	Jack Anderson, OL	7th	Buffalo Bills
2020	Jordyn Brooks, LB	1st	Seattle Seahawks
2020	Broderick Washington Jr., OL	5th	Baltimore Ravens
2019	Dakota Allen, LB	7th	Los Angeles Rams
2018	Keke Coutee, WR	4th	Houston Texans
2018	Dylan Cantrell, WR	6th	Los Angeles Chargers
2017	Patrick Mahomes II, QB	1st	Kansas City Chiefs
2016	LeRaven Clark, OL	3rd	Indianapolis Colts
2016	DeAndre Washington, RB	5th	Oakland Raiders
2016	Jakeem Grant, WR	6th	Miami Dolphins
2014	Jace Amaro, TE	2nd	New York Jets
2014	Will Smith, LB	7th	Dallas Cowboys
2011	Baron Batch, RB	7th	Pittsburgh Steelers
2010	Jamar Wall, DB	6th	Dallas Cowboys
2009	Michael Crabtree, WR	1st	San Francisco 49ers
2009	Darcel McBath, DB	2nd	Denver Broncos
2009	Louis Vasquez, LB	3rd	San Diego Chargers
2009	Brandon Williams, DL	4th	Dallas Cowboys
2007	Manuel Ramirez, OL	4th	Detroit Lions
2007	Joel Filani, WR	6th	Tennessee Titans
2007	Keyunta Dawson, DL	7th	Indianapolis Colts
2006	E.J. Whitley, OL	7th	Dallas Cowboys
2005	Dylan Gandy, C	4th	Indianapolis Colts
2005	Daniel Loper, OT	5th	Tennessee Titans
2005	Mike Smith, LB	7th	Baltimore Ravens
2004	Carlos Francis, WR	4th	Oakland Raiders
2004	B.J. Symons, WR	7th	Houston Texans
2003	Aaron Hunt, DE	6th	Denver Broncos
2003	Kliff Kingsbury, QB	6th	New England Patriots
2002	Kevin Curtis, S	4th	San Francisco 49ers
2001	Kris Kocurek, DT	7th	Seattle Seahawks
2000	Anthony Malbrough, DB	5th	Cleveland Browns
2000	Sammy Morris, RB	5th	Buffalo Bills
1999	Montae Reagor, DE	2nd	Denver Broncos
1999	Darwin Brown, DB	5th	Denver Broncos
1998	Tony Darden, DB	7th	Minnesota Vikings
1997	Byron Hanspard, RB	2nd	Atlanta Falcons
1996	Marcus Coleman, DB	5th	New York Jets
1996	Zach Thomas, LB	5th	Miami Dolphins
1994	Byron Morris, RB	3rd	Pittsburgh Steelers
1994	Lloyd Hill, WR	6th	Chicago Bears

YEAR	PLAYER	ROUND	TEAM
1994	Derrrell Mitchell, WR	6th	New England Patriots
1992	Anthony McDowell, FB	8th	Tampa Bay Buccaneers
1992	Donald Harris, CB	12th	Dallas Cowboys
1991	Sammy Walker, CB	4th	Pittsburgh Steelers
1990	James Gray, TB	5th	New England Patriots
1989	Billy Joe Tolliver, QB	2nd	San Diego Chargers
1988	Eric Everett, CB	5th	Philadelphia Eagles
1988	Lemuel Stinson, CB	6th	Chicago Bears
1988	Artis Jackson, DT	10th	Miami Dolphins
1987	Roland Mitchell, CB	2nd	Buffalo Bills
1987	Timmy Smith, RB	5th	Washington Redskins
1987	Leonard Jones, DB	9th	Minnesota Vikings
1986	Tim Crawford, DE	3rd	New York Jets
1986	Carl Carter, FS	4th	Los Angeles Rams
1986	King Simmons, CB	12th	Cleveland Browns
1985	Dwayne Jiles, LB	5th	Philadelphia Eagles
1985	Joe Walter, OT	7th	Cincinnati Bengals
1985	Brad White, DT	11th	New York Jets
1984	Stan David, FS	7th	Buffalo Bills
1983	Gabriel Rivera, DT	1st	Pittsburgh Steelers
1983	Hasson Arubakrr, DT	9th	Tampa Bay Buccaneers
1983	Anthony Hutchison, HB	10th	Chicago Bears
1982	Maury Buford, P	8th	San Diego Chargers
1982	Tate Randle, S	8th	Miami Dolphins
1982	Ron Reeves, QB	10th	Houston Oilers
1981	Ted Watts, DB	1st	Oakland Raiders
1980	James Hadnot, TE/FB	3rd	Kansas City Chiefs
1980	Larry Flowers, SS	4th	Tampa Bay Buccaneers
1980	Ken Walter, OT	8th	Baltimore Colts
1980	Jeff Copeland, LB	8th	Cleveland Browns
1980	Willie Stephens, CB	10th	Chicago Bears
1979	Brian Nelson, SE	11th	Minnesota Vikings
1978	Billy Taylor, FB	4th	New York Giants
1978	Eric Felton, CB	5th	New Orleans Saints
1978	Jim Krah, DT	5th	New York Giants
1978	Mike Mock, DE	8th	New York Jets
1978	Dan Irons, OT	12th	San Francisco 49ers
1977	Thomas Howard, LB	3rd	Kansas City Chiefs
1977	Tommy Duniven, QB	6th	Cincinnati Bengals
1976	Curtis Jordan, S	6th	Tampa Bay Buccaneers
1976	Tony Green, DB	17th	Atlanta Falcons
1975	Lawrence Williams, HB	7th	New England Patriots
1975	Calvin Jones, SE	16th	Philadelphia Eagles
1974	Andre Tillman, TE	2nd	Miami Dolphins
1974	Joe Barnes, QB	13th	Chicago Bears
1973	Russell Ingram, OG	9th	Atlanta Falcons
1973	Don Rives, DT	15th	Chicago Bears

RED RAIDERS IN THE NFL DRAFT

YEAR	PLAYER	ROUND	TEAM
1972	John Odom, TE/WR	10th	New York Giants
1970	Denton Fox, DB	3rd	Dallas Cowboys
1970	Charley Evans, TE	9th	Kansas City Chiefs
1970	Jerry Sanders, K	12th	Cleveland Browns
The NFL and AFL held a joint draft of college players over three different seasons (1967, 1968, 1969)			
1969	Jacky Stewart, RB	4th	Baltimore Colts (NFL)
1969	Kenny Vinyard, K	6th	Green Bay Packers (NFL)
1969	Leon Lovelace, DT	13th	Buffalo Bills (AFL)
1969	Jim Moylan, DT	13th	Minnesota Vikings (NFL)
1969	Gary Golden, DB	15th	San Francisco 49ers (NFL)
1968	Ed Mooney, LB	4th	Detroit Lions (NFL)
1968	Mike Leinert, HB	15th	Oakland Raiders (AFL)
1967	Ronnie Pack, OG	12th	New Orleans Saints (NFL)
1966	Jerry Lovelace, HB	14th	Washington Redskins
1965	Donny Anderson, HB	1st	Green Bay Packers
1965	Jim Zanios, FB	9th	Dallas Cowboys
1965	John Carrell, LB	15th	Pittsburgh Steelers
1965	Jeff White, TE	18th	Green Bay Packers
1965	Leo Lowery, FB	18th	Los Angeles Rams
1964	Dave Parks, TE/WR	1st	San Francisco 49ers
1963	Roger Gill, HB	12th	Philadelphia Eagles
1963	Coolidge Hunt, FB	16th	Green Bay Packers
1962	Pat Holmes, DL	3rd	Philadelphia Eagles
1962	Bake Turner, HB	12th	Baltimore Colts
1961	E.J. Holub, C	2nd	Dallas Cowboys
1958	Gene Bentley, FB/G	7th	Chicago Bears
1958	Max Brod, FB/G	24th	New York Giants
1958	Floyd Dellinger, QB/HB	27th	Pittsburgh Steelers
1958	Bob Witucki, QB/E	27th	San Francisco 49ers
1957	Bob Kilcullen, DT	8th	Chicago Bears
1957	Don Williams, QB	13th	Chicago Bears
1956	Bill Herchman, DT	3rd	San Francisco 49ers
1956	Don Schmidt, HB	6th	Baltimore Colts
1956	Jerry Walker, OT	12th	Chicago Cardinals
1956	James Sides, FB	13th	Philadelphia Eagles
1956	Ken Vakey, DE	19th	Green Bay Packers
1956	Ronnie Herr, HB	21st	Chicago Cardinals
1955	Walter Bryan, DB	9th	Baltimore Colts
1955	Claude Harland, E	10th	Los Angeles Rams
1955	Rick Spinks, HB	21st	Cleveland Browns
1955	Ken Elmore	22nd	Los Angeles Rams
1954	Bobby Cavazos, HB	3rd	Chicago Bears
1954	Jimmie Williams, OT	8th	Green Bay Packers
1954	Karl Kautz	17th	San Francisco 49ers
1953	Jim Turner, HB	18th	Washington Redskins
1952	Jerrell Price, OT	6th	Los Angeles Rams
1952	Aubrey "Red" Phillips	13th	Los Angeles Rams
1951	*Jerrell Price, OT	20th	New York Yanks
1951	Ed Price	27th	New York Giants
1951	Earl Jackson, B	29th	Los Angeles Rams
1950	Elbert Johnson, E	27th	Detroit Lions
1949	Glenn Lewis, B	5th	Green Bay Packers
1949	Charles Reynolds, B	6th	Los Angeles Rams
1949	Bobby Williams, C	14th	Green Bay Packers
1949	Bill Kelley, E	23rd	Green Bay Packers
1948	Floyd Lawhorne, G	24th	Washington Redskins
1948	Ralph Earhart, HB	32nd	Green Bay Packers
1947	Roland Nabors, C	18th	Boston Yanks
1947	Gene Standefer, B	26th	Los Angeles Rams
1947	Joe Smith, E	28th	Chicago Cardinals
1947	Bernie Winkler, T	30th	Philadelphia Eagles

YEAR	PLAYER	ROUND	TEAM
1946	Pat Farris, T	12th	Detroit Lions
1946	Ed Robnett, FB	18th	Washington Redskins
1946	Newman Ledbetter, T	28th	Chicago Cardinals
1945	Walter Schlinkman, RB	1st	Green Bay Packers
1945	Jack Dillon, E	27th	New York Giants
1944	Rodger Smith, B	7th	Chicago Cardinals
1944	Bucky Gillenwater, T	23rd	Brooklyn Tigers
1943	Doyle Carraway, G	9th	New York Giants
1942	Charley Dvoracek, B	19th	Philadelphia Eagles
1941	Lonnie McCurry, G	18th	Brooklyn Dodgers
1940	Rex Williams, C	7th	New York Giants
1940	Bill Davis, OL	11th	Chicago Cardinals
1939	Elmer Tarbox, HB	3rd	Cleveland Rams
1938	Herschel Ramsey, E	6th	Philadelphia Eagles

RED RAIDERS IN THE AFL DRAFT

YEAR	PLAYER	ROUND	TEAM
1965	Donny Anderson, RB	1st	Houston Oilers (AFL)
1965	John Carrell, OT	7th	Oakland Raiders (AFL)
1965	Jeff White, TE	11th	San Diego Chargers (AFL)
1964	Dave Parks, TE/WR	4th	San Diego Chargers (AFL)
1963	Roger Gill, HB	22nd	San Diego Chargers (AFL)
1961	E.J. Holub, C	1st	Dallas Texans (AFL)
1960	Ken Talkington, QB	2nd	Los Angeles Chargers (AFL)

The AFL held drafts from 1960-66, starting in 1967, after the NFL agreed to merge with the AFL, the two leagues conducted a "common draft" for three seasons, which was in turn replaced with the modern NFL Draft in 1970, upon the completion of the AFL/NFL merger.

RED RAIDERS IN THE AAFC DRAFT

YEAR	PLAYER	ROUND	TEAM
1949	Abbie Reynolds	15th	Chicago Hornets (AAFC)
1948	Joe Smith	5th	Baltimore Colts (AAFC)
1948	Bernie Winkler	14th	Los Angeles Dons (AAFC)
1948	Floyd Lawhorne	23rd	San Francisco 49ers (AAFC)
1947	Ed Robnett	12th	San Francisco 49ers (AAFC)
1947	Roland Nabors, C	18th	New York Yankees (AAFC)

The All-America Football Conference (AAFC) was a major professional American football league that challenged the established National Football League (NFL) from 1946 to 1949. One of the NFL's most formidable challengers, the AAFC attracted many of the nation's best players. However, the AAFC was ultimately unable to sustain itself in competition with the NFL. After it folded, three of its teams were admitted to the NFL: the San Francisco 49ers, the Cleveland Browns and the original Baltimore Colts (not to be confused with the second Baltimore Colts franchise that revived the name in 1953 and later moved to Indianapolis).

NUMBER OF DRAFT PICKS BY EACH MODERN DAY NFL FRANCHISE IN ITS HISTORY

in order from most to least

FRANCHISE	# PICKS	LAST	FRANCHISE	# PICKS	LAST
Green Bay	11	1969	Denver	4	2009
Chicago	10	1994	Detroit	4	2007
Los Angeles Rams	10	2019	Minnesota	4	1998
Philadelphia	10	2021	New England	4	2003
San Francisco	10	2009	Tampa Bay	4	1992
Arizona	8	2024	Tennessee	4	2007
Dallas	8	2014	Atlanta	3	1997
Indianapolis	8	2016	Baltimore	2	2020
Los Angeles Chargers	8	2018	Cincinnati	2	1985
New York Giants	8	1978	Houston	2	2018
Cleveland	6	2022	New Orleans	2	1978
Las Vegas	6	2023	Seattle	2	2020
Miami	6	2022	Jacksonville	1	2024
Pittsburgh	6	2011	Carolina	0	n/a
Buffalo	5	2021			
Kansas City	5	2017			
New York Jets	5	2014			
Washington	5	1987			

RED RAIDERS IN THE NFL DRAFT BY ORGANIZATION



▲ PATRICK MAHOMES II was selected by the Kansas City Chiefs with the No. 10 overall pick of the 2017 NFL Draft, marking the highest a Red Raider quarterback had ever been chosen. He was the first Red Raider to be taken in the top 10 picks since Michael Crabtree was selected at the same spot of the 2009 draft.

ARIZONA CARDINALS

Player, Pos.	Year	Round (Ovr.)
Bill Davis, OL	1940	11th (91)
Rodger Smith, B	1944	7th (55)
Newman Ledbetter, T	1946	28th (261)
Joe Smith, E	1947	28th (260)
Jerry Walker, OT	1956	12th (138)
Ronnie Herr, HB	1956	21st (245)
Carl Carter, FS	1986	4th (89)
Dadrión Taylor-Demerson, DB	2024	4th (104)

Franchise History/also known as:

- Joined the NFL as a charter team in 1920 as the Chicago Cardinals.
- Chicago Cardinals (1920-59); was "Card-Pitt" in 1944
- St. Louis Cardinals (1960-87)
- Phoenix Cardinals (1988-93)
- Arizona Cardinals (1994-present)

ATLANTA FALCONS

Player, Pos.	Year	Round (Ovr.)
Russell Ingram, OG	1973	9th (220)
Tony Green, DB	1976	17th (468)
Byron Hanspard, RB	1997	2nd (41)

Franchise History: Atlanta Falcons (1966-present)

BALTIMORE RAVENS

Player, Pos.	Year	Round (Ovr.)
Mike Smith, LB	2005	7th (234)
Broderick Washington Jr., DL	2020	5th (170)

Franchise History: Baltimore Ravens (1996-present)

BUFFALO BILLS

Player, Pos.	Year	Round (Ovr.)
Leon Lovelace, DT	1969	13th (312)
Stan David, FS	1984	7th (182)
Roland Mitchell, CB	1987	2nd (33)
Sammy Morris, RB	2000	5th (156)
Jack Anderson, OL	2021	7th (236)

Franchise History: Buffalo Bills (1960-present)

- Was the seventh team to be admitted to the AFL.
- AFL (1960-69); NFL (1970-pres.)

CAROLINA PANTHERS

Player, Pos.	Year	Round (Ovr.)
None		

Franchise History: Carolina Panthers (1995-present)

CHICAGO BEARS

Player, Pos.	Year	Round (Ovr.)
Bobby Cavazos, HB	1954	3rd (26)
Bob Kilcullen, DT	1957	8th (96)
Don Williams, QB	1957	13th (156)
Gene Bentley, FB/G	1958	7th (77)
Don Rives, DT	1973	15th (370)
Joe Barnes, QB	1974	13th (316)
Willie Stephens, CB	1980	10th (269)
Anthony Hutchison, HB	1983	10th (256)
Lemuel Stinson, CB	1988	6th (161)
Lloyd Hill, WR	1994	6th (170)

Franchise History/also known as:

- Joined the NFL as a charter team in 1920 as the Decatur Staleys.
- Decatur Staleys (1920)
- Chicago Staleys (1921)
- Chicago Bears (1922-present)

CINCINNATI BENGALS

Player, Pos.	Year	Round (Ovr.)
Tommy Duniven, QB	1977	6th (160)
Joe Walter, OT	1985	7th (181)

Franchise History: Cincinnati Bengals (1968-pres.)

- Originally admitted as an AFL franchise.
- AFL (1968-69); NFL (1970-pres.)

CLEVELAND BROWNS

Player, Pos.	Year	Round (Ovr.)
Rick Spinks, HB	1955	21st (253)
Jerry Sanders, K	1970	12th (307)
Jeff Copeland, LB	1980	8th (209)
King Simmons, CB	1986	12th (319)
Anthony Malbrough, DB	2000	5th (130)
Dawson Deaton, OL	2022	7th (246)

Franchise History: Cleveland Browns (1946-95; 1999-pres.)

- Founded as a charter member of the All-America Football Conference (AAFC). Cleveland joined the NFL after the AAFC folded following the 1949 season. Cleveland did not have a franchise from 1996-98.
- AAFC (1946-49); NFL (1950-95; 1999-pres.)

DALLAS COWBOYS

Player, Pos.	Year	Round (Ovr.)
E.J. Holub, LB	1961	2nd (16)*
Jim Zanos, FB	1965	9th (117)
Denton Fox, DB	1970	3rd (75)
Donald Harris, CB	1992	12th (317)
E.J. Whitley, OL	2006	7th (224)
Brandon Williams, DL	2009	4th (120)
Jamar Wall, DB	2010	6th (196)
Will Smith, LB	2014	7th (238)

Franchise History: Dallas Cowboys (1960-present)

- * - did not sign; also selected in AFL draft, signed w/ Dallas Texans

RED RAIDERS IN THE NFL DRAFT BY ORGANIZATION

DENVER BRONCOS

Player, Pos.	Year	Round (Ovr.)
Montae Reagor, DE	1999	2nd (58)
Darwin Brown, DB	1999	5th (167)
Aaron Hunt, DE	2003	6th (194)
Darcel McBath, DB	2009	2nd (48)

Franchise History: Denver Broncos (1960-present)
Originally admitted as an AFL franchise.
• AFL (1960-69); NFL (1970-pres.)

DETROIT LIONS

Player, Pos.	Year	Round (Ovr.)
Pat Farris, T	1946	12th (107)
Elbert Johnson, E	1950	27th (343)
Ed Mooney, LB	1968	4th (93)
Manuel Ramirez, OL	2007	4th (117)

Franchise History/also known as:
Founded as the Portsmouth (Ohio) Spartans when it joined the NFL in 1930.
• Portsmouth Spartans (1930-33)
• Detroit Lions (1934-present)

GREEN BAY PACKERS

Player, Pos.	Year	Round (Ovr.)
Walter Schlinkman, RB	1945	1st (11)
Ralph Earhart, HB	1948	32nd (296)
Glenn Lewis, B	1949	5th (43)
Bobby Williams, C	1949	14th (134)
Bill Kelley, E	1949	23rd (223)
Jimmie Williams, OT	1954	8th (87)
Ken Vakey, DE	1956	19th (224)
Coolidge Hunt, FB	1963	16th (224)
Donny Anderson, HB	1965	1st (7)
Jeff White, E	1965	18th (248)
Kenny Vinyard, K	1969	6th (142)

Franchise History: Green Bay Packers (1921-pres.)

HOUSTON TEXANS

Player, Pos.	Year	Round (Ovr.)
B.J. Symons, QB	2004	7th (248)
Keke Coutee, WR	2018	4th (103)

Franchise History: Houston Texans (2002-present)
The Texans are Houston's second NFL franchise after the Oilers (1960-96) moved to Tennessee, becoming the Tennessee Titans.

INDIANAPOLIS COLTS

Player, Pos.	Year	Round (Ovr.)
Walter Bryan, DB	1955	9th (99)
Don Schmidt, HB	1956	6th (67)
Bake Turner, HB	1962	12th (163)
Jackie Stewart, FB	1969	4th (87)
Ken Walter, OT	1980	8th (195)
Dylan Gandy, C	2005	4th (129)
Keyunta Dawson, DL	2007	7th (242)
Le'Raven Clark, OL	2016	3rd (82)

Franchise History/also known as:
The city of Baltimore was awarded an NFL franchise in 1953.
• Baltimore Colts (1953-83)
• Indianapolis Colts (1984-present)

JACKSONVILLE JAGUARS

Player, Pos.	Year	Round (Ovr.)
Myles Cole, DE	2024	7th (236)

Franchise History: Jacksonville Jaguars (1995-pres.)

KANSAS CITY CHIEFS

Player, Pos.	Year	Round (Ovr.)
E.J. Holub, LB	1961	1st (6th) **
Charley Evans, TE	1970	9th (234)
Thomas Howard, LB	1977	3rd (67)
James Hadnot, TE/FB	1980	3rd (66)
Patrick Mahomes II, QB	2017	1st (110)

Franchise History/also known as:
Originally the Dallas Texans and admitted as an AFL franchise in 1960.
• Dallas Texans (1960-62, AFL)
• Kansas City Chiefs (1963-69, AFL)
• Kansas City Chiefs (1970-pres., NFL)
* - AFL Draft Selection (AFL held its own draft from 1960-66)
* - Drafted twice; selected in 1961 NFL Draft by Dallas Cowboys

LAS VEGAS RAIDERS

Player, Pos.	Year	Round (Ovr.)
John Carrell, LB	1965	7th (51)*
Mike Leinert, RB	1968	15th (406)
Ted Watts, DB	1981	1st (21)
Carlos Francis, WR	2004	4th (99)
DeAndre Washington, RB	2016	5th (143)
Tyree Wilson, DE	2023	1st (77)

Franchise History/also known as:
Was the eighth charter member admitted to the AFL, established in Oakland in 1960.
• Oakland Raiders (1960-69, AFL)
• Oakland Raiders (1970-81, NFL)
• Los Angeles Raiders (1982-94, NFL)
• Oakland Raiders (1995-2019, NFL)
• Las Vegas Raiders (2020-pres., NFL)
* - AFL Draft Selection (AFL held its own draft from 1960-66)
* - Drafted twice; selected in 1965 NFL Draft by Pittsburgh Steelers

LOS ANGELES CHARGERS

Player, Pos.	Year	Round (Ovr.)
Ken Talkington, QB	1960	2nd (n/a)##
Roger Gill, HB	1963	22nd (170)**
Dave Parks, TE	1964	4th (32)**
Jeff White, TE	1965	11th (86)**
Maury Buford, P	1982	8th (215)
Bitly Joe Tolliver, QB	1989	2nd (51)
Louis Vasquez, OL	2009	3rd (78)
Dylan Cantrell, WR	2018	6th (191)

Franchise History/also known as:
Originally admitted to the AFL and began play in 1960 as a charter member of the AFL in Los Angeles.
• Los Angeles Chargers (1960, AFL)
• San Diego Chargers (1961-69, AFL)
• San Diego Chargers (1970-2016, NFL)
• Los Angeles Chargers (2017-pres., NFL)

- AFL Draft Selection (The 1960 Draft was the inaugural draft that required teams to fill out rosters which made it unlike customary drafts).
* - AFL Draft Selection (AFL held its own draft from 1960-66)
* - Drafted twice; selected in NFL Draft

LOS ANGELES RAMS

Player, Pos.	Year	Round (Ovr.)
Elmer Tarbox, HB	1939	3rd (18)
Gene Standefer, B	1947	26th (243)
Charles Reynolds, B	1949	6th (57)
Earl Jackson, B	1951	29th (348)
Jerrell Price, OT	1952	6th (73)
Aubrey "Red" Phillips	1952	13th (157)
Ken Elmore, T	1955	22nd (259)
Claude Harland, E	1955	10th (115)
Leo Lowery, FB	1965	18th (246)
Dakota, Allen, LB	2019	7th (251)

Franchise History/also known as:
The franchise was founded in 1936 as the Cleveland Rams as part of the AFL, but shifted to the NFL the very next year in 1937; it was the second of four versions of the AFL-the fourth and final version was the most successful from 1960-69). Operations were suspended in 1943 during WWII.
• Cleveland Rams (1936, AFL)
• Cleveland Rams (1937-42/1944-45, NFL)
• Los Angeles Rams (1946-94)
• St. Louis Rams (1995-2015)
• Los Angeles Rams (2016-pres.)

MIAMI DOLPHINS

Player, Pos.	Year	Round (Ovr.)
Andre Tillman, TE	1974	2nd (38)
Tate Randle, S	1982	8th (220)
Artis Jackson, DT	1988	10th (266)
Zach Thomas, LB	1996	5th (154)
Jakeem Grant, WR	2016	6th (186)
Erik Ezukanma, WR	2022	4th (125)

Franchise History: Miami Dolphins (1966-present)
Was the ninth team to be admitted to the AFL
• AFL (1966-69); NFL (1970-pres.)

MINNESOTA VIKINGS

Player, Pos.	Year	Round (Ovr.)
Jim Moylan, DT	1969	13th (329)
Brian Nelson, SE	1979	11th (291)
Leonard Jones, DB	1987	9th (239)
Tony Darden, DB	1998	7th (225)

Franchise History: Minnesota Vikings (1961-present)

NEW ENGLAND PATRIOTS

Player, Pos.	Year	Round (Ovr.)
Lawrence Williams, HB	1975	7th (172)
James Gray, TB	1990	5th (120)
Kliff Kingsbury, QB	2003	6th (201)

Franchise History/also known as:
Originally the Boston Patriots and admitted to the AFL as a charter member.
• Boston Patriots (1960-69, AFL)
• Boston Patriots (1970, NFL)
• New England Patriots (1971-pres., NFL)

NEW ORLEANS SAINTS

Player, Pos.	Year	Round (Ovr.)
Ronnie Pack, OG	1967	12th (289)
Eric Felton, CB	1978	5th (115)
Derrell Mitchell, WR	1994	6th (176)

Franchise History: New Orleans Saints (1967-pres.)

RED RAIDERS IN THE NFL DRAFT BY ORGANIZATION

NEW YORK GIANTS

Player, Pos.	Year	Round (Ovr.)
Rex Williams, C	1940	7th (60)
Doyle Carraway, G	1943	9th (76)
Jack Dillon, E	1945	27th (284)
Ed Price, B	1951	27th (323)
Max Brod, FB/G	1958	24th (286)
John Odom, TE/WR	1972	10th (236)
Jim Krah!, DT	1978	5th (132)
Billy Taylor, FB	1978	4th (90)

Franchise History: New York Giants (1925-pres.)

NEW YORK JETS

Player, Pos.	Year	Round (Ovr.)
Mike Mock, DE	1978	8th (203)
Brad White, DT	1985	11th (292)
Tim Crawford, DE	1986	3rd (79)
Marcus Coleman, DB	1996	5th (133)
Jace Amaro, TE	2014	2nd (49)

Franchise History/also known as:

Founded as the Titans of New York of the AFL

- New York Titans (1960-62, AFL)
- New York Jets (1963-69, AFL)
- New York Jets (1970-pres., NFL)

PHILADELPHIA EAGLES

Player, Pos.	Year	Round (Ovr.)
Herschel Ramsey, E	1938	6th (42)
Charley Dvoracek, B	1942	19th (173)
Bernie Winkler, T	1947	30th (281)
James Sides, FB	1956	13th (150)
Pat Holmes, DL	1962	3rd (40)*
Roger Gill, HB	1963	12th (158)
Calvin Jones, SE	1975	16th (404)
Dwayne Jiles, LB	1985	5th (121)
Eric Everett, CB	1988	5th (122)
Zech McPhearsom, DB	2021	4th (123)

Franchise History/also known as:

Established as an NFL franchise in 1933. Merged with the Pittsburgh Steelers in 1943 due to player shortage during WWII.

- Philadelphia Eagles (1933-42)
- Phil-Pitt Steagles (1943)
- Philadelphia Eagles (1944-pres.)

* - did not sign; instead began career in CFL (Calgary Stampeders)

PITTSBURGH STEELERS

Player, Pos.	Year	Round (Ovr.)
Floyd Dellinger, QB/HB	1958	27th (319)
John Carrell, LB	1965	15th (199)
Gabriel Rivera, DT	1983	1st (21)
Sammy Walker, CB	1991	4th (88)
Byron Morris, RB	1994	3rd (91)
Baron Batch, RB	2011	7th (232)

Franchise History/also known as:

Founded as the Pittsburgh Pirates when it joined the NFL in 1933. Merged with the Philadelphia Eagles (1943) and then the Chicago Cardinals (1944) due to player shortages during WWII.

- Pittsburgh Pirates (1933-39)
- Pittsburgh Steelers (1940-42)
- Phil-Pitt Steagles (1943)
- Card-Pitt (1944)
- Pittsburgh Steelers (1945-pres.)

SAN FRANCISCO 49ERS

Player, Pos.	Year	Round (Ovr.)
Ed Robnett	1947	12th (n/a) **
Floyd Lawhorne	1948	23rd (n/a) **
Karl Kautz, T	1954	17th (203)
Bill Herchman DT	1956	3rd (26)
Bob Witucki, QB/E	1958	27th (323)
Dave Parks, TE/WR	1964	1st (11)
Gary Golden, DB	1969	15th (380)
Dan Irons, OT	1978	12th (314)
Kevin Curtis, S	2002	4th (127)
Michael Crabtree, WR	2009	1st (10)

Franchise History: Founded as a charter member of the All-America Football Conference (AAFC). San Francisco joined the NFL after the AAFC folded following the 1949 season.

- AAFC (1946-49); NFL (1950-pres.)

* - AAFC Draft Selection

* - Drafted twice; also selected in the NFL Draft

SEATTLE SEAHAWKS

Player, Pos.	Year	Round (Ovr.)
Kris Kocurek, DT	2001	7th (237)
Jordyn Brooks, LB	2020	1st (27)

Franchise History: Seattle Seahawks (1976-pres.)

TAMPA BAY BUCCANEERS

Player, Pos.	Year	Round (Ovr.)
Curtis Jordan, S	1976	6th (158)
Larry Flowers, SS	1980	4th (102)
Hasson Arzubakrr, DT	1983	9th (238)
Anthony McDowell, FB	1992	8th (200)

Franchise History: Tampa Bay Buccaneers (1976-pres.)

TENNESSEE TITANS

Player, Pos.	Year	Round (Ovr.)
Donny Anderson	1965	1st (2)**
Ron Reeves, QB	1982	10th (261)
Daniel Loper, OT	2005	5th (150)
Joel Filani, WR	2007	6th (188)

Franchise History/also known as:

The franchise was originally founded as the Houston Oilers and one of the AFL charter teams.

- Houston Oilers (1960-69, AFL)
- Houston Oilers (1970-1996, NFL)
- Tennessee Oilers (1997-98, NFL)
- Tennessee Titans (1999-pres., NFL)

* - AFL Draft Selection (AFL held its own draft from 1960-66)

* - Drafted twice; selected in 1965 NFL Draft by Green Bay Packers

WASHINGTON COMMANDERS

Player, Pos.	Year	Round (Ovr.)
Ed Robnett, FB	1946	18th (169)
Floyd Lawhorne, G	1948	24th (218)
Jim Turner, HB	1953	18th (209)
Jerry Lovelace, HB	1966	14th (205)
Timmy Smith, RB	1987	5th (117)

Franchise History/also known as:

The NFL franchise was founded in 1932 as the Boston Braves before changing its name in 1933.

- Boston Braves (1932)
- Boston Redskins (1933-36)
- Washington Redskins (1937-2019)
- Washington Football Team (2020-2021)
- Washington Commanders (2022-pres.)

DEFUNCT NFL TEAMS

BROOKLYN DODGERS

Player, Pos.	Year	Round
Lonnie McCurry, G	1941	18th (169)
Bucky Gillenwater, T	1944	23rd (232)

The Brooklyn Dodgers played in the National Football League from 1930 to 1943, and one season in 1944 as the Brooklyn Tigers before ceasing operations. The team merged with the Boston Yanks for the 1945 season before completely suspending operations.

- Brooklyn Dodgers (1930-43)
- Brooklyn Tigers (1944)
- The Yanks (1945)

DEFUNCT NFL TEAMS

BOSTON YANKS

Player, Pos.	Year	Round
Roland "Tuffy" Nabors, C	1947	18th (157)
Jerrell Price, OT	1951	20th (239)

An NFL franchise founded in 1944 and folded in 1952. Originally established as the Boston Yanks, a team based in Boston, Mass., that played from 1944 to 1948.

- Boston Yanks (1944, 1946-1948)
- The Yanks (1945)
- New York Bulldogs (1949)
- New York Yanks (1950-1951)
- Dallas Texans (1952)

DEFUNCT AAFC TEAMS

NEW YORK YANKEES

Player, Pos.	Year	Round
Roland Nabors, C	1947	18th*

LOS ANGELES DONS

Bernie Winkler	1948	14th*
----------------	------	-------

BALTIMORE COLTS

Joe Smith	1948	5th*
-----------	------	------

CHICAGO HORNETS

Abbie Reynolds	1949	15th
----------------	------	------

* - Drafted twice; also selected in the NFL Draft

RED RAIDERS IN THE SUPER BOWL



▲ PATRICK MAHOMES II was named MVP of Super Bowl LIV after leading the Kansas City Chiefs to the organization's first Lombardi Trophy since 1970 with a win over the San Francisco 49ers. Mahomes, at only 24 years of age, became the youngest player in NFL history to collect Super Bowl MVP honors.

YEAR-BY-YEAR BREAKDOWN

SUPER BOWL	YEAR	PLAYER (TEAM)	RESULT
Super Bowl I	1967	E.J. Holub (Chiefs)	Lost
Super Bowl I	1967	Donny Anderson (Packers)	Won
Super Bowl II	1968	Donny Anderson (Packers)	Won
Super Bowl III	1969	Bake Turner (Jets)	Won
Super Bowl IV	1970	E.J. Holub (Chiefs)	Won
Super Bowl XVII	1983	Curtis Jordan (Redskins)	Won
Super Bowl XVIII	1984	Ted Watts (L.A. Raiders)	Won
Super Bowl XX	1986	Maury Buford (Bears)	Won
Super Bowl XXII	1988	Timmy Smith (Redskins)	Won
Super Bowl XXVII	1993	Lin Elliott (Cowboys)	Won
Super Bowl XXX	1996	Byron "Bam" Morris (Steelers)	Lost
Super Bowl XXXII	1998	Anthony Lynn (Broncos)	Won
Super Bowl XXXIII	1999	Anthony Lynn (Broncos)	Won
Super Bowl XXXVIII	2004	Kliff Kingsbury (Patriots)	Won
Super Bowl XLI	2007	Dylan Gandy (Colts)	Won
Super Bowl XLI	2007	Montae Reagor (Colts)	Won
Super Bowl XLII	2008	Sammy Morris (Patriots)	Lost
Super Bowl XLII	2008	Wes Welker (Patriots)	Lost
Super Bowl XLIV	2010	Keyunta Dawson (Colts)	Lost
Super Bowl XLV	2011	Graham Harrell (Packers)	Won
Super Bowl XLVI	2012	Wes Welker (Patriots)	Lost
Super Bowl XLVII	2013	Michael Crabtree (49ers)	Lost
Super Bowl XLVII	2013	Darcel McBath (49ers)	Lost
Super Bowl XLVIII	2014	Wes Welker (Broncos)	Lost
Super Bowl XLVII	2014	Louis Vasquez (Broncos)	Lost
Super Bowl XLVII	2014	Manny Ramirez (Broncos)	Lost
Super Bowl XLIX	2015	Danny Amendola (Patriots)	Won
Super Bowl 50	2016	Louis Vasquez (Broncos)	Won
Super Bowl LI	2017	Danny Amendola (Patriots)	Won
Super Bowl LI	2017	LaAdrian Waddle (Patriots)	Won
Super Bowl LII	2018	Danny Amendola (Patriots)	Lost
Super Bowl LII	2018	LaAdrian Waddle (Patriots)	Lost
Super Bowl LIII	2019	LaAdrian Waddle (Patriots)	Won
Super Bowl LIV	2020	Patrick Mahomes II (Chiefs)*	Won
Super Bowl LV	2021	Patrick Mahomes II (Chiefs)	Lost
Super Bowl LVII	2023	Patrick Mahomes II (Chiefs)*	Won
Super Bowl LVIII	2023	Zech McPhearson (Eagles)	Lost
Super Bowl LVIII	2024	Patrick Mahomes II (Chiefs)*	Won

* Designates Super Bowl MVP

ALL-TIME SUPER BOWL APPEARANCES

PLAYER	APPEARANCES	PLAYER	APPEARANCES
Patrick Mahomes II	4	Graham Harrell	1
Danny Amendola	3	Curtis Jordan	1
LaAdrian Waddle	3	Kliff Kingsbury	1
Wes Welker	3	Zech McPhearson	1
Louis Vasquez	2	Byron "Bam" Morris	1
E.J. Holub	2	Sammy Morris	1
Donny Anderson	2	Darcel McBath	1
Anthony Lynn	2	Montae Reagor	1
Maury Buford	1	Manny Ramirez	1
Michael Crabtree	1	Timmy Smith	1
Keyunta Dawson	1	Bake Turner	1
Lin Elliott	1	Ted Watts	1
Dylan Gandy	1		

ALL-TIME SUPER BOWL TITLES

PLAYER	TITLES	PLAYER	TITLES
Patrick Mahomes II	3	Maury Buford	1
Danny Amendola	2	Timmy Smith	1
Donny Anderson	2	Lin Elliott	1
Anthony Lynn	2	Kliff Kingsbury	1
LaAdrian Waddle	2	Dylan Gandy	1
E.J. Holub	1	Montae Reagor	1
Bake Turner	1	Graham Harrell	1
Curtis Jordan	1	Adrian Hamilton	1
Ted Watts	1	Louis Vasquez	1

SUPER BOWL ACCOLADES

SUPER BOWL MVP

Patrick Mahomes II (2020, 2023, 2024)

Mahomes earned Super Bowl MVP honors following each of Kansas City's now three world titles during his reign as quarterback as he received the Pete Rozelle Trophy after Super Bowl LIV (2020), LVII (2023) and LVIII (2024). Mahomes, at only 24 years of age, became the youngest player in NFL history to collect Super Bowl MVP honors after Super Bowl LIV. After he was named Super Bowl MVP for the third time, he established a list of three alongside Tom Brady (five times) and Joe Montana (three times) who have earned Super Bowl MVP honors three or more times. Mahomes, Brady and Montana are also in rarefied air among the game's greatest quarterbacks as the only trio to have also won two MVPs and three Super Bowl MVPs.

NFL HONORS



▲ **ZACH THOMAS** became the first Red Raider to be inducted into the Pro Football Hall of Fame in Canton, Ohio, as a member of the 2023 class. Thomas was a five-time All-Pro selection and one of the top tacklers in NFL history over his 13 professional seasons with the Miami Dolphins and Dallas Cowboys.

PRO FOOTBALL HALL OF FAME

ZACH THOMAS, LINEBACKER
Miami Dolphins (1996-2007); Dallas Cowboys (2008)

CLASS OF 2023

Long regarded as one of the top linebackers in NFL history, Zach Thomas will now officially have his place in Canton to prove it as the Texas Tech and Miami Dolphins great has been announced as a member of the 2023 class for the Pro Football Hall of Fame. Thomas becomes the first Red Raider in program history to be named an inductee into the Pro Football Hall of Fame. Thomas is already a member of the College Football Hall of Fame as a 2015 inductee as well as the Texas Tech Ring of Honor and Hall of Fame.

Thomas, a five-time first team All-Pro selection, was one of nine NFL greats selected for enshrinement as part of the 2023 class, joining the likes of cornerback Ronde Barber, linebacker Chuck Howley, defensive tackle Joe Klecko, cornerback Darrelle Revis, cornerback Ken Riley, left tackle Joe Thompson, fellow linebacker DeMarcus Ware and head coach Don Coryell.

Over his 13 NFL seasons, including 12 in Miami, Thomas quickly established himself as one of the league's most-consistent players not long after being selected in the fifth round of the 1996 NFL Draft. There were 153 players picked in that draft class prior to Thomas, but few, if any, possessed the same drive that defined his career. Once considered too small for the position, Thomas silenced his doubters with 10 seasons of at least 100 tackles, eventually finishing his career with 1,734 stops, the fifth-highest total in league history (since records began in 1987). He was a seven-time selection to the Pro Bowl, the most all-time for a Dolphins defender, and a two-time NFL Linebacker of the Year honoree.

Behind Thomas, the Dolphins developed into one of the NFL's top defensive units. Thomas was named the 1996 AFC Defensive Rookie of the Year and soon after, helped push Miami to a run of seven-consecutive seasons in the league's top 10 for total defense. His prowess for reading opposing offenses earned Thomas the reputation from opposing quarterbacks, including Peyton Manning, as one of the most difficult players to either get out of position.

Thomas becomes the third Dolphins defensive player in team history to be named to the Pro Football Hall of Fame, joining linebacker Nick Buoniconti and defensive end Jason Taylor. He is the 11th player or coach from the Miami Dolphins to earn the NFL's greatest honor.

The 2023 class for the Pro Football Hall of Fame will be formally inducted Aug. 5 at Tom Benson Hall of Fame Stadium in Canton, Ohio.

NFL MVP HONORS

Patrick Mahomes II (2018, 2022)

Mahomes was named the NFL MVP for both the 2018 and 2022 seasons, becoming the first Red Raider in program history to earn the league's highest athletic honor. Mahomes is only the ninth quarterback to earn MVP honors twice and the 10th player all-time to do so. He was also recognized as the NFL Offensive Player of the Year in 2018, his first season as the Kansas City Chiefs' starter.

PRO BOWL SELECTIONS

Player	Selections	Years
Zach Thomas, LB	7	1999, 2000-03, 2005-06
Patrick Mahomes II, QB	6	2018-23
Wes Welker, WR	5	2008-12
E.J. Holub, LB/C	5	1961-62, 1964-66
Dave Parks, E	3	1964-66
Pat Holmes, OT	2	1967-68
Donny Anderson, RB	1	1968
Jakeem Grant, KR/PR	1	2021
Dave Lloyd, LB	1	1969
Bake Turner, E/B	1	1963
Louis Vasquez, OL	1	2013

ASSOCIATED PRESS ALL-PRO SELECTIONS

Player	Selections	First Team	Second Team
Zach Thomas, LB	7	1998-99, 2002-03, 2006	2001, 2005
E.J. Holub, LB/C	4	1962-63	1966, 1969
Wes Welker, WR	4	2009, 2011	2007-08
Patrick Mahomes II, QB	3	2018, 2022	2020
Jakeem Grant, PR/KR	2	--	2020-21
Dave Parks, E	2	1965	1966
Pat Holmes, OT	1	1967	--
Louis Vasquez, OL	1	2013	--

ALL-DECADE TEAMS

Zach Thomas (2000s)	Linebacker	Miami Dolphins
Danny Amendola (2010s)	FLEX (WR/PR/KR)	New England Patriots
Wes Welker (2000s & 2010s)	Wide Receiver	New England Patriots

PREVIEW

RED RAIDERS

STAFF

'23 REVIEW

HISTORY

RECORDS

TEXAS TECH

TEXAS TECH RING OF HONOR



Texas Tech announced the creation of the Football Ring of Honor in June 2012. The Ring of Honor consists of an elite group of players and coaches that made outstanding contributions to Red Raider Football. Inductees have their names permanently etched on the west stadium building facing the playing surface inside Jones AT&T Stadium. Candidates for the Ring of Honor are chosen and screened by a selection committee. Once the committee has determined a suitable candidate(s) for induction, the group will make a formal recommendation to the Director of Athletics.

RING OF HONOR SELECTION COMMITTEE

Kirby Hocutt - Director of Athletics; **Jonathan Botros** - Deputy Athletics Director; **Robert Giovannetti** - Senior Associate A.D.; **Anthony Lynn** - former letterwinner, NFL head coach; **Rodney Allison** - former letterwinner and college head coach, current Executive Director of Double T Varsity Club; **Sammy Morris** - former letterwinner and NFL veteran, current Associate Director for Student-Athlete Development on Texas Tech football staff; **John Owens** - former baseball letterwinner and member of the Texas Tech Hall of Fame; **Ron Reeves** - former letterwinner and member of the Texas Tech Hall of Fame; **John Norman** - former football letterwinner; **Terry Fuller** - Chairman of Texas Tech Foundation Board of Directors; **John Harris** - longtime color analyst for Texas Tech Sports Network.


RING OF HONOR INDUCTEES



DONNY ANDERSON, RUNNING BACK, 1963-65

Nicknamed the "Golden Palomino" ... one of three Red Raiders to have his jersey formally retired at Texas Tech ... a 1989 inductee into the National Football Foundation's College Football Hall of Fame ... Consensus First-Team All-American in 1964 and 1965 ... finished fourth in the Heisman Trophy voting in 1965 ... Co-National Player of the Year in 1965 by The Sporting News ... All-Southwest Conference selection in 1963, 1964 and 1965 ... first-round draft choice in both the AFL (Houston) and NFL (Green Bay) in 1965 ... inducted into the Texas Tech Hall of Honor in 1978 ... averaged 4.5 yards per-carry during his three-year career as a running back and 39 yards per-punt as the team's punter ... holds the school record for the longest touchdown run (90 yards vs. TCU in 1964) ... ranks ninth all-time at Texas Tech in career rushing yards with 2,280 and eighth with 526 attempts ... ranks second on the Texas Tech single-season all-purpose yards list with 2,107 in 1965 ... played six seasons of professional football with the Green Bay Packers and four seasons with the St. Louis Cardinals.


INDUCTED IN 2012



E.J. HOLUB, CENTER/LINEBACKER, 1958-60

Nicknamed "The Beast" ... one of three Red Raiders to have his jersey formally retired at Texas Tech ... Texas Tech's first inductee into the National Football Foundation's College Football Hall of Fame (1986) ... First-Team All-American in 1959 and 1960 ... finished 10th in the Heisman Trophy voting in 1960 ... Texas Tech's first All-Southwest Conference honoree in 1960 ... named to the Street & Smith's 50th Anniversary Team ... selected to the play in the Coaches All-American Game, The Chicago Tribune All-Stars Game and the East-West Shrine Game ... was a first-round draft pick by the AFL's Dallas Texans and a second-round draft choice by the NFL's Dallas Cowboys ... inducted into the Texas Tech Hall of Honor in 1977 ... was an AFL All-Star in 1961, 1962, 1964, 1965 and 1966 ... is the only player in history to start two Super Bowls at two different positions (started Super Bowl I at linebacker and Super Bowl IV at center) ... won a world championship with the Kansas City Chiefs in 1970 ... inducted into the Kansas City Chiefs Hall of Honor in 1976 ... played 10 seasons of professional football with the Dallas Texans (1961-1962) and the Kansas City Chiefs (1963-1970) ... passed away Sept. 21, 2019, at the age of 81.

INDUCTED IN 2012




DAVE PARKS, SPLIT END, 1961-63

One of three Red Raiders to have his jersey formally retired at Texas Tech ... a 2008 inductee into the National Football Foundation's College Football Hall of Fame ... Consensus First-Team All-American in 1963 (Associated Press, Sporting News, Boston Recorder-American, Sports Extra, American Football Coaches, Time Magazine, Williamson Racing and Football Weekly) ... All-Southwest Conference selection in 1962 and 1963 ... Team MVP in 1962 and 1963 ... top overall pick in the 1964 NFL Draft (San Francisco 49ers) and remains the only Red Raider chosen as the first pick in the draft ... inducted into the Texas Tech Hall of Honor in 1990 ... holds the Texas Tech school record for the longest interception return (98 yards vs. Colorado in 1962) ... selected to play in the 1963 East-West Shrine Game, the 1964 Senior Bowl and the 1964 Coaches All-America Game ... spent 10 seasons in the NFL with San Francisco (1964-67), New Orleans (1968-72) and Houston (1973) ... passed away Aug. 8, 2019, at the age of 77.

INDUCTED IN 2012

TEXAS TECH RING OF HONOR

**GABE RIVERA, DEFENSIVE LINE, 1979-82**

Nicknamed "Senior Sack" ... a 2012 inductee into the National Football Foundation's College Football Hall of Fame ... Consensus First-Team All-American in 1982 ... Honorable Mention All-American in 1980 and 1981 ... dominated the Southwest Conference during his four-year career that spanned from 1979-1982 ... one of the most feared defensive linemen in college football, Rivera compiled 321 career tackles, 34 tackles for loss, 14 sacks, 11 pass deflections and six fumble recoveries ... averaged 80 tackles per season from his defensive tackle spot ... compiled 62 solo tackles, 43 assists, 10 TFL, five sacks, 25 quarterback pressures and eight pass breakups during his All-America campaign in 1982 ... inducted into the Texas Tech Hall of Honor in 1993 and then to the Texas Sports Hall of Fame in 2007 ... following an appearance in the Blue-Gray All-Star game at the end of his senior season, he was selected in the first round of the 1983 NFL Draft by the Pittsburgh Steelers ... passed away July 17, 2018, at the age of 57.

INDUCTED IN 2014**ZACH THOMAS, LINEBACKER, 1992-95**

Remains one of, if not the best, linebackers in Texas Tech history ... a 2015 inductee into the College Football Hall of Fame ... one of five Red Raiders in team history to be named a unanimous first team All-American in 1995 ... two-time Southwest Conference Defensive Player of the Year honoree in 1994 and 1995 ... first-team All-SWC in 1995 ... first team UPI All-American in 1994 ... led the Red Raiders to three bowl games in his four-year career from 1992-95 ... finished his career fifth all-time in Texas Tech history with 390 career tackles ... posted an impressive senior campaign with 131 tackles, six forced fumbles, and four fumble recoveries ... fifth-round draft pick in 1996 to the Miami Dolphins ... continued his dominance in the NFL as he ended his career with seven Pro Bowl selections (five first-team), which ranks third all-time in Dolphins history ... recorded 1,720 tackles, 20.5 sacks, 17 interceptions, 17 forced fumbles, eight fumble recoveries, and four touchdowns during his 13-year NFL career ... member of the 2023 class to the Pro Football Hall of Fame, marking the first Red Raider all-time to be enshrined in Canton, Ohio.

INDUCTED IN 2016**MICHAEL CRABTREE, WIDE RECEIVER, 2007-08**

Became the first Red Raider from the Big 12 era to join the Ring of Honor following his induction during the 2021 season ... still regarded as one of the top wide receivers in college football history following his two-year career as a Red Raider ... two-time winner of the Biletnikoff Award, presented to the nation's top receiver regardless of position ... first two-time winner of the award in its history and the first freshman all-time to be named the recipient ... only two-time unanimous All-American in program history ... joins fellow Ring of Honor members E.J. Holub, Donny Anderson and Zach Thomas as the only two-time first team All-Americans in school history ... set the Texas Tech single-season marks and NCAA records for freshmen with 134 receptions, 1,962 receiving yards and 22 receiving touchdowns in 2007 ... record remains the third-highest total for receiving yards in a season in NCAA FBS history ... closed his career as Texas Tech's all-time leader with 3,127 receiving yards and 41 touchdown catches ... receiving yards record has since been broken but he still remains the school record holder for receiving touchdowns and all single-season categories ... led Texas Tech to an 11-2 record during final season in 2008 that saw the Red Raiders climb to No. 2 in national polls following memorable win over top-ranked Texas ... had the game-winning catch against the Longhorns, hauling in a 28-yard strike from Graham Harrell with one second remaining to shock the Longhorns ... forego his final two seasons of eligibility to declare for the 2009 NFL Draft where he was selected 10th overall by the San Francisco 49ers ... played 11 total NFL seasons, totaling 637 career catches for 7,499 yards and 54 touchdowns while playing for the 49ers, Oakland Raiders, Baltimore Ravens and Arizona Cardinals.

INDUCTED IN 2021**ELMER TARBOX, HALFBACK/DEFENSIVE BACK, 1936-38**

Became the seventh Red Raider in school history named to the Ring of Honor early in the 2021 season ... represents the early stages of the Red Raider football program when the school was named Texas Technological College ... arrived at Tech in 1935 having never played a single down of football and had only seen part of one game while growing up in small Panhandle town of Higgins near Oklahoma border ... joined the Red Raiders as a walk-on under then head coach Pete Cawthon ... played three seasons for the Red Raiders from 1936-38, quickly developing into one of the most prominent two-way players in the country ... was an honorable mention All-America selection as a halfback as a senior after leading the country in yards per catch while also finishing seventh in the nation in rushing yards and 10th for receiving yards ... legacy was best felt on the defensive side of the ball where he totaled a school record 11 interceptions as a senior in 1938 ... that record has not been seriously approached by a Red Raider since Tarbox's playing career ended ... also had the school record with 17 career interceptions, a mark that lasted nearly 50 years until four-time All-Southwest Conference defensive back Tracy Saul broke the record ... became only the second Red Raider at the time to hear his name called during the NFL Draft as the then Cleveland Rams selected him 18th overall in 1939 ... never played a down in the NFL, though, as he elected to enlist to fight in World War II ... later in life elected to the Texas House of Representatives ... passed away on Nov. 2, 1987, at the age of 71.

INDUCTED IN 2021**PATRICK MAHOMES II, QUARTERBACK, 2014-16**

Became the eighth Red Raider in school history and the first quarterback named to the Ring of Honor during the 2022 season ... joins Michael Crabtree as the only inductees from the Big 12 era (1996-present) ... departed Texas Tech as one of the top passers in school history, ranking third all-time in career passing yards (11,252), touchdown passes (93), attempts (1,349) and completions (857) ... ranked second all-time among Red Raider quarterbacks with 22 rushing touchdowns ... also was second in school record book for touchdowns responsible for (115), third in career in yards of total offense (12,097) as well as career attempts (1,657) despite foregoing his final season of eligibility to enter the 2017 NFL Draft ... was the nation's leading passer during his final season as a Red Raider, eventually earning the Sammy Baugh Award, which is presented to the nation's top quarterback ... became just the 12th quarterback in FBS history to throw for 5,000 yards in a season and only the third player all-time to do so in 12 or less games, joining the likes of Ty Detmer (BYU) and David Klingler (Houston) during the 2016 season ... final season numbers ranked sixth all-time in the FBS single-season almanac for total offense (5,337) and 12th for passing yards (5,052) ... set the FBS and Big 12 records with 819 yards of total offense in a memorable 2016 performance against Oklahoma (10/22) where he also matched the FBS passing record with 734 yards through the air against the Sooners ... that mark snapped the Texas Tech and Big 12 single-game records for passing ... previously became the 13th quarterback all-time and the youngest quarterback in NCAA history to post at least 5,000 yards of total offense in a season as only a sophomore in 2015 ... led the FBS in total offense per game as both a sophomore and junior (2015-16) ... even with all his accolades on the field, was still one of Texas Tech's most-successful student-athletes in the classroom as a CoSIDA Academic All-America second team honoree in 2016 ... became the 10th Red Raider all-time and the second quarterback to earn Academic All-America accolades ... chosen with the 10th overall pick of the 2017 NFL Draft by the Kansas City Chiefs, matching the third-highest selection for a Red Raider in program history ... only two other Red Raiders have been chosen higher as former Tech All-American and NFL Pro Bowl player Dave Parks was the top pick of the 1964 draft by San Francisco while fellow All-American Donny Anderson was selected seventh a year later ... was the first quarterback in program history to be selected in the first round of the NFL Draft ... has turned into one of the NFL's top quarterbacks in league history since then, earning two league MVP honors en route to three Super Bowl appearances by the Chiefs and two world titles ... was named the Super Bowl MVP following both of Kansas City's victories (2020, 2023).

INDUCTED IN 2022

PREVIEW

RED RAIDERS

STAFF


'23 REVIEW

HISTORY

RECORDS

TEXAS TECH

TEXAS TECH RING OF HONOR



THOMAS HOWARD, LINEBACKER, 1974-76

INDUCTED IN 2024

Considered one of the most-athletic linebackers in program history ... named a first team All-American as a senior in 1976 after leading the Red Raiders to a 10-1 regular season and an appearance in the Bluebonnet Bowl ... the Red Raiders rose to as high as No. 4 in the national rankings that season after knocking off two of its rivals in No. 17 Texas A&M and No. 15 Texas ... led the Red Raiders in tackles as a senior with more than 110 stops, while also recovering two fumbles, picking off two passing and braking up three others ... earned first team All-Southwest Conference as a senior and was tabbed a first team All-American by both Kodak and the Walter Camp Foundation ... recognized with the Pete Cawthon Memorial Team MVP award by head coach Steve Sloan following the season ... previously recorded 54 solo tackles as a junior in 1975 to go along with a team-leading 11 tackles for loss ... added five fumble recoveries - a team high - and broke up a pair of passes ... selected to play in both the Japan Bowl and the Chicago Tribune All-Star Game after completing his collegiate career ... was drafted in the third round of the 1977 NFL Draft by the Kansas City Chiefs ... enjoyed nine NFL seasons with both the Chiefs (1977-83) and the St. Louis Cardinals (1984-85) ... made 98 starts over his 113 career NFL games between the two organizations ... known for his ability to create takeaways at the pro level with seven interceptions and eight fumble recoveries, including three that were returned for a touchdown ... local product out of Dunbar High School where he remains one of the top athletes all-time out of Lubbock ISD ... was inducted into the Texas Tech Hall of Fame in 1993 and the Southwest Conference Hall of Fame in 2017.



ANDRE TILLMAN, TIGHT END, 1971-73

INDUCTED IN 2024

Regarded as one of the top offensive standouts in school history ... part of arguably one of the best teams in program history as the Red Raiders finished 11-1 with a victory over No. 20 Tennessee in the 1973 Gator Bowl ... marked the second 11-win season in school history at the time and still remains tied for the most wins in program history ... named a first team All-American by the Associated Press as a senior in 1973 after collecting 26 receptions for 428 yards and five touchdowns, averaging an impressive 16.5 yards per catch ... final touchdown came in the Gator Bowl victory on an 11-yard pass from Joe Barnes that pushed the Red Raiders' lead to 21-10 in the third quarter ... success came despite playing through a torn meniscus his senior season ... led the team in receiving each of his final two seasons after adding 21 catches for 285 yards as a junior in 1972 ... closed his Red Raider career with 54 receptions for 766 yards and five touchdowns, averaging 14.2 yards per catch ... departed Texas Tech ranked fifth all-time for career receiving yards and tied for fifth in career receptions ... known more for his blocking ability, though, especially nationally ... selected to play in both the Senior Bowl and the Chicago Tribune All-Star Game following his senior seasons ... drafted in the second round of the 1974 NFL Draft by the Miami Dolphins where he played four seasons (1975-78) under legendary coach Don Shula ... injuries ultimately cut his professional career short, finishing with 66 receptions for 757 yards and six touchdowns over 58 games, including 52 starts ... a top signee out of high school for head coach Jim Carlen out of Lake Highlands High School in the Dallas-Fort Worth metroplex ... was inducted into the Texas Tech Hall of Fame in 1992 and then the Southwest Conference Hall of Fame in 2014.



WES WELKER, WIDE RECEIVER/PUNT RETURNER, 2000-03

INDUCTED IN 2024

Known as "The Natural" throughout his record-setting Red Raider career ... was the final recruit to sign with Texas Tech as part of Mike Leach's first class as head coach ... signing was the result of his high school coach reaching out to longtime Texas Tech Director of Football Operations Tommy McVay, who is credited with finding Welker as an overlooked prospect out of Oklahoma ... would go on to redefine the inside receiver position at both the collegiate and NFL levels ... recorded back-to-back seasons with at least 1,000 receiving yards to close out his Red Raider career as an All-Big 12 second team honoree as a junior in 2002 and a first team selection in 2003 ... ended his career as Texas Tech's all-time receiving leader with 3,069 yards, a mark that has since been broken by only Michael Crabtree and then Jakeem Grant ... still ranks second in Texas Tech history for career receptions (259) and tied for ninth for receiving touchdowns (21) ... placed his name among the best punt returners in NCAA history with eight returns for a touchdown over his Red Raider career ... found the end zone twice via punt returns as a freshman, once as a sophomore, three times as a junior and twice as a senior ... his eighth punt return for a touchdown came against Colorado in 2003 ... returned a punt 88 yards to the end zone with 2:48 remaining in Texas Tech's memorable 2002 victory at Texas A&M, which still ranks as one of the top moments in school history ... remains the NCAA FBS record holder for career punt return yardage after totaling 1,761 over his 152 career returns ... went undrafted in the 2004 NFL Draft before signing with the San Diego Chargers as a free agent ... eventually signed with the Miami Dolphins to begin a 12-year NFL career that featured three Super Bowl appearances ... played in two Super Bowls with the New England Patriots and one other with the Denver Broncos ... caught more than 100 passes five times over six seasons with the Patriots, which included an NFL record 123 receptions in 2009 ... ended his NFL career with 903 receptions for 9,924 receiving yards and 50 touchdowns to go along with an additional 2,584 yards via punt returns and 4,138 yards as a kickoff returner ... inducted into the Texas Tech Hall of Fame as part of the 2016 class ... currently the wide receivers coach for the Miami Dolphins.

COLLEGE FOOTBALL HALL OF FAME

NATIONAL FOOTBALL
FOUNDATION

COLLEGE FOOTBALL HALL OF FAME

The National Football Foundation and College Hall of Fame recognizes those who made an impact on college football during their careers. There are more than 900 members currently in the Hall of Fame, selected from a pool of more than four million players throughout collegiate football history. Six are from Texas Tech – E.J. Holub, Donny Anderson, Dave Parks, Gabe Rivera, Zach Thomas and Michael Crabtree.


Holub became Texas Tech's first-ever inductee into the NFF College Hall of Fame in 1986 and was later joined by Anderson in 1989. Texas Tech has added four more former players as inductees in recent years as Parks was enshrined in 2008 while Rivera earned the call in 2012 with Thomas following in 2015. Crabtree was Texas Tech's most-recent inductee as he joined the prestigious club in 2022 as the first player from the Big 12 era to be inducted. Former head coach Jerry Moore (1981-85) was also inducted into the NFF College Hall of Fame in 2014.

**E.J. HOLUB, CENTER/LINEBACKER, 1958-60**

The great E.J. Holub became the first Red Raider to be enshrined in the College Football Hall of Fame when he was inducted as part of the 1986 class. Holub twice was named first-team All-America at center at Texas Tech (1959 and 1960) and was inducted into the University's Athletic Hall of Honor in 1978. Among other individual honors he has received, Holub was named by Sports Illustrated as Lineman of the Week following a 1960 performance against Baylor that saw him make 15 unassisted tackles and assist on eight others. He was third in the voting for top lineman of the year. He played in the pros with the Kansas City Chiefs 11 years. In his first seven years with the Chiefs he was a linebacker. Problems with his knees caused him to switch to center, and he played four more years. He retired from pro football after his 12th knee operation.

INDUCTED IN 1986**DONNY ANDERSON, RUNNING BACK, 1963-65**

Donny Anderson joined Holub in the College Football Hall of Fame as part of the 1989 class. Anderson was a three-time all-Southwest Conference halfback 1963-65 and two-time All-America halfback 1964-65. His credits for his senior year of 1965 were astonishing. He ran a kickoff back 100 yards against Oklahoma State, caught 10 passes against Arkansas, and scored 17 touchdowns on the season. The Sporting News named him co-winner (with Jim Grabowski of Illinois) of its Player of the Year Award. His 5,111 yards on all-purpose running was a Texas Tech record. This includes his career yardage by rushing, receiving, kick returns, and interception returns. He led the nation in this category in 1965. He was a two-time SWC MVP and placed fourth in the Heisman vote. Anderson played nine years of pro football after Texas Tech.

INDUCTED IN 1989**DAVE PARKS, SPLIT END, 1961-63**

Dave Parks became the third Red Raider to be enshrined in the College Football Hall of Fame as part of the 2008 class. A pioneer of Texas Tech football, Parks brought acclaim to the university as the first Red Raider ever to make the Associated Press' All-America first-team and to receive All-Southwest Conference honors twice. Parks established nearly every Texas Tech receiving record, including receiving yards in a game (132), season reception yardage (499), career receptions (80) and career receiving yardage (1,090). Parks was also a standout on defense and special teams. In 1962, he recorded the longest pass interception in school history (98 yards). The native Texan also punted and was honored as one of the nation's best blockers. In 1964, Parks became the first Texas Tech player selected as the first overall pick in the NFL Draft.

INDUCTED IN 2008**GABE RIVERA, DEFENSIVE LINE, 1979-82**

Gabe Rivera earned his rightful place in the College Hall of Fame in 2012, exactly 30 years after he ended his Red Raider career as one of the most dominant defensive linemen in Southwest Conference history. Rivera dominated the SWC during his four-year career that spanned from 1979-1982. One of the most feared defensive linemen in college football, Rivera compiled 321 career tackles, 34 tackles for loss, 14 sacks, 11 pass deflections and six fumble recoveries. He garnered consensus First-Team All-America honors his senior season in 1982 while also being named an Honorable Mention All-American as a sophomore in 1980. Following an appearance in the Blue-Gray All-Star game at the end of his senior season, he was selected in the first round of the 1983 NFL Draft by the Pittsburgh Steelers.

INDUCTED IN 2012**JERRY MOORE, HEAD COACH (1981-85)**

Jerry Moore remains the only Texas Tech head coach in program history to be enshrined in the College Football Hall of Fame as he was inducted as part of the 2014 class. Between his time at Texas Tech (1981-85) as well as North Texas and Appalachian State, Moore recorded 242 victories over his career before finishing his career in 2012 as the 16th-winningest coach in Division I (FBS and FCS) history. Moore totaled the bulk of those wins at Appalachian State after guiding the Mountaineers to three-consecutive FCS national titles from 2005-07. Moore was the only coach to win AFCA National Coach of the Year honors in three-consecutive seasons, he led his teams to 18 FCS postseason appearances, and he won a record 13-straight postseason games in contiguous years (2005-08).

INDUCTED IN 2014**ZACH THOMAS, LINEBACKER, 1992-95**

One of the most acclaimed players in Southwest Conference history, Zach Thomas got the call for the College Football Hall of Fame as part of the 2015 class. Thomas remains one of the most memorable Red Raiders in school history as he claimed unanimous first team All-America honors in 1995 following his stellar career at Texas Tech. A two-time first team All-American, Thomas was named the consensus SWC Defensive Player of the Year in 1994 and 1995. A finalist for the 1995 Butkus Award, he led coach Spike Dykes' Red Raiders to a share of the 1994 Southwest Conference title and three-consecutive bowl games, including the 1995 Cotton Bowl and a win in the 1995 Copper Bowl. He became a household name his senior year after his game-winning interception against Texas A&M, which he returned 23 yards for a touchdown with 30 seconds remaining in one of the most memorable plays in Texas Tech history.

INDUCTED IN 2015**MICHAEL CRABTREE, WIDE RECEIVER, 2007-08**

Crabtree became the sixth Red Raider to be enshrined into the College Football Hall of Fame in December 2022. It was fitting reward for Crabtree, one of the top wide receivers in college football history who was selected in his first year of eligibility. The first two-time Biletnikoff Award winner in history, Crabtree closed his career as the Texas Tech all-time leader with 3,127 receiving yards and 41 touchdown catches over only two seasons. He set the Texas Tech single-season marks and NCAA records for freshmen with 134 receptions, 1,962 receiving yards and 22 receiving touchdowns in 2007. Behind Crabtree, the Red Raiders finished 11-2 overall in a memorable 2008 season that saw Texas Tech rise to No. 2 in the national polls following a memorable win over top-ranked Texas. He had the game-winning catch against the Longhorns, capping a storied career where he was a two-time consensus All-American and first team All-Big 12 selection.

INDUCTED IN 2022

PREVIEW

RED RAIDERS

STAFF

'23 REVIEW

HISTORY

RECORDS

TEXAS TECH

TEXAS TECH HALL OF FAME



▲ KEVIN CURTIS, one of the top defensive backs in program history, headlined the 2022 induction class to the Texas Tech Hall of Fame as he remains among the school's all-time leader for both tackles and interceptions.

The Texas Tech Hall of Fame is determined by outstanding athletic achievement and the individuals that have brought distinction to the Texas Tech Athletics program through their athletic accomplishments, but also continually displaying qualities of sportsmanship, character and integrity. Former athletes are eligible for consideration a minimum of 10 years after their class has graduated. More detailed information can be found at TexasTech.com.

FOOTBALL	YEAR INDUCTED
Rodney Allison (1975-77)	2003
Danny Amendola (2004-07)	2024
Donny Anderson (1963-65)	1978
*E.F. (Junior) Arterbrun (1950-51)	1979
*General Ross Ayers (1930-32)	1966
*Ty Bain (1939-41)	1990
Joe Barnes (1971-73)	1986
*Gene Barnett (1937-38)	1987
*Vernon (Buddy) Barron (1950-52)	1976
Rodney Blackshear (1987-91)	2013
*J.O. (Buddy) Brothers (1927-30)	1971
Maury Buford (1978-81)	2001
*Ecoment Burley (1972-75)	2004
*D.C. (Preacher) Calloway (1925-26)	1985
*Hurley Carpenter (1925-29)	1962
*Bobby Cavazos (1951-53)	1968
Marcus Coleman (1992-95)	2010
Michael Crabtree (2007-08)	2021
Kevin Curtis (1998-01)	2022
*G.C. (Mule) Dowell (1932-34)	1963
Coach and Administrator (1939-41)	
Lin Elliott (1988-91)	2015
*Denton Fox (1967-69)	2001
Marshall Gettys (1947-50)	1967
Larry Gilbert (1965-67)	2011
*Byron Gilbreath (1941-41)	1984
James Gray (1986-89)	2007
*J.L. Gulley (1947-49)	1981
*James Hadnot (1976-79)	2005
Robert Hall (1990-93)	2008
Byron Hanspard (1994-96)	2012
Graham Harrell (2005-08)	2021
Pat Hartsfield (1954-57)	2013
*Brad Hastings (1983-86)	2011

Tim Hatch (1948-50)	1987
*Ernest Hawkins (1944,1947-50)	1975
*Garland Head (1941-43, 1946)	1982
Lloyd Hill (1990-93)	2005
*Volney (Satch) Hill (1925-28)	1965
E.J. Holub (1958-60)	1977
Thomas Howard (1974-76)	1993
Dan Irons (1975-77)	1999
*Ed Irons (1940-42)	1973
Larry Isaac (1973-76)	2014
*Jerry Johnson (1951-54)	2007
Curtis Jordan (1972-75)	1999
*Bill Kelley (1945-48)	1980
Don King (1966-68)	2008
Kliff Kingsbury (1999-02)	2023
Jack Kirkpatrick (1952-55)	1971
*George Langford (1929-32)	1964
Patrick Mahomes II (2014-16)	2022
*Lonnie "Primo" McCurry (1938-40)	2000
*Doug McCutchen (1970-73)	2009
Ed Mooney (1966-67)	2018
Bam Morris (1991-93)	2012
*G.B. Morris (1991-93)	1979
*Roland (Tuffy) Nabors (1946-47)	1985
*Walker Nichols (1933-35)	1968
*Winfield W. (Windy) Nicklaus (1925-28)	1966
Charles Odiorne (1986-89)	2004
*Dave Parks (1961-63)	1990
*Aubrey (Red) Phillips (1949-51)	1986
*Jerrell Price (1949-51)	1974
*Yancy Price (1930-33)	1974
*Herschel Ramsey (1935-37)	2010
Tate Randle (1978-81)	2015
Montae Reagor (1995-98)	2010
Ron Reeves (1978-81)	2007
*Gabriel Rivera (1979-82)	1993
Don Rives (1970-72)	2006
Tracy Saul (1989-92)	2003
*Walter Schlinkman (1942,1944-45)	1961
*Prince Scott (1938-40)	1986
John Scovell (1965-67)	1981
Mike Sears (1973-76)	2019
*James Sides (1952-55)	2011
Dwayne Slay (2004-05)	2019
*Vic Spooner (1952-53)	2015

Ken Talkington (1957-59)	1973
*Elmer Tarbox (1937-40)	1961
Zach Thomas (1992-95)	2006
Tyrone Thurman (1985-88)	2002
Andre Tillman (1971-73)	1992
Billy Joe Tolliver (1985-88)	2002
Phil Tucker (1965-67)	1992
Bake Turner (1959-61)	2009
Jerry Turner (1965-68)	2009
Kenny Vinyard (1966-68)	2013
*Jerry Walker (1952-55)	1969
*Ransom Walker (1926-29)	1961
Ted Watts (1978-80)	2016
Wes Welker (2000-03)	2016
*Dixie White (1937-39)	1983
Ricky Williams (1997-01)	2012
Elmer Wilson (1951-54)	1992
*Tom Wilson (1963-65)	1990
Matt Wingo (1988-91)	2023
*Charles Wooldridge (1928-30)	1964



▲ WES WELKER

TEXAS TECH HALL OF FAME

BASEBALL	YEAR INDUCTED
Gary Ashby	1999

(Player 1974-77 and Head Coach 1984-86)	
*Doug Ault (1971-72)	1990
Josh Bard (1997-99)	2016
Mark Brandenburg (1991-92)	2008
Clint Bryant (1993-96)	2006
Joe Dillon (1995-97)	2008
Ruben Garcia (1970-73)	1991
Keith Ginter (1997-98)	2009
Johnny Grimes (1981-84)	2010
Jerry Haggard (1967-69)	1987
Chuck Harrison (1961-62)	2009
*Volney (Satch) Hill (1925-28)	1965
Mike Humphreys (1986-88)	2005
Bobby Kohler (1979-82)	2017
Ronnie Mattson (1973-76)	2015
Matt Miller (1994-96)	2022
Winfield W. (Windy) Nicklaus (1926-28)	1966
John Owens (1968-71)	1993
Jason Totman (1994-95)	2021
Elmer Wilson (1954-55)	1992
Shane Wright (1997-99)	2011
Jimmy Zachary (1980-83)	2018

MENS BASKETBALL	YEAR INDUCTED
Jack Anderson (1950-52)	1999
Tony Battie (1995-97)	2017
Rick Bullock (1973-76)	1985
*Marshall Brown (1939-40)	1970
Cory Carr (1994-98)	2024
Harold Denney (1962-65)	2013
*Andre Emmett (2001-04)	2015
Will Flemons (1990-93)	2003
Sean Gay (1986-89)	2018
*Byron Gilbert (1941-42)	1984
Jerry Haggard (1967-69)	1987
*Ernest Hawkins (1944, 1947-50)	1975
*Garland Head (1941-43, 1946)	1982
*Leon (Pod) Hill (1957-59)	2005
Harold Hudgens (1959, 61-62)	2006
Carl Ince (1953-55)	2007
*Ed Irons (1940-42)	1973
Jarrius Jackson (2004-07)	2019
Bubba Jennings (1981, 1983-85)	1995
Noel Johnson (1992-95)	2005
Bill Kelley (1945-48)	1980
Gene Knolle (1970-71)	2022
Richard Little (1971-74)	2011
*Greg Lowrey (1970-72)	2023

Dub Malaise (1964-66)	1984
Del Ray Mounts (1960-62)	1977
Gerald Myers	1969
(Player 1957-59, Head Coach 1971-90, Athletics Director 1996-2011)	
*Roland (Tuffy) Nabors (1943, 1946-47)	1985
*Paul Nolen (1951-53)	1998
Jim W. Reed (1953-56)	1967
Norman Reuther (1964-66)	2022
Ronald Ross (2002-05)	2021
Jason Sasser (1993-96)	2007
*Elmer Tarbox (1937-40)	1961
Jeff Taylor (1979-82)	2007
*Ransom Walker (1926-29)	1961

WOMEN'S BASKETBALL	YEAR INDUCTED
Mitchi Atkins (1992-96)	2006
Angie Brazier (1998-99)	2009
Erin Grant (2002-06)	2018
Noel Johnson (1992-95)	2005
Krista Kirkland (1990-93)	2003
Jia Perkins (2000-04)	2016
Plenette Pierson (1999-2003)	2016
Connie Robinson (1993-95)	2017
Sheryl Swoopes (1991-93)	2003

WOMEN'S GOLF	YEAR INDUCTED
Kim Kaufman (2009-13)	2023
Brooke Lowrance (1995-99)	2021
Tracy Thompson (1993-96)	2006
Stacy (Kolb) Totman (1993-95)	2014

MENS GOLF	YEAR INDUCTED
Chris Blocker (1959-61)	2013
John Paul Cain (1955-56, 1958-59)	1998
*John Farquhar (1955-56, 1958-59)	1990
Oscar Floren (2004-07)	2022
Robert McKinney (1967-70)	2008
Jeff Mitchell	2001
(Player 1974-76, Coach 1990-2000)	

SOCCER	YEAR INDUCTED
Kristy Frantz (1996-99)	2019
Taylor Lytle (2007-11)	2024

SOFTBALL	YEAR INDUCTED
Sandy Butler (1998-2001)	2011
Amanda Renfro (1998-01)	2012

SWIMMING & DIVING	YEAR INDUCTED
Robert Graham (1966-67)	2005


MEN'S TENNIS	YEAR INDUCTED
Gonzalo Escobar (2008-12)	2023

WOMEN'S TENNIS	YEAR INDUCTED
Cathy Carlson (1984-88)	2023

MEN'S TRACK AND FIELD	YEAR INDUCTED
*Hurley Carpenter (1925-29)	1962
*Marsh Farmer (1938-40)	1962
Shawon Harris (2004-06, 2008)	2019
*Ernest Hawkins (1944, 1947-50)	1975
Jonathon Johnson (2002-05)	2016
*Bill Kelley (1945-48)	1980
James Mays (1978-81)	1991
Ed Mooney (1963, 1966-67)	2018
Omo Osaghae (2007-11)	2024
Delroy Poyser (1982-85)	2015
*Charles Reynolds (1946-48)	2005
*Walter Schlinkman (1942, 1944-45)	1961
*Elmer Tarbox (1937-40)	1961
*Ransom Walker (1926-29)	1961
Tony Walton (1989-92)	2006
Charles Wooldridge (1928-30)	1964
Jason Young (1999-04)	2023

WOMEN'S TRACK AND FIELD	YEAR INDUCTED
Amanda Banks (1986-89)	2004
D'Andra Carter (2006-09)	2021
Leigh Daniel (1998-01)	2012
Sally Kipyego (2006-09)	2019
Patience Knight (2006-09)	2022
Shereeda Lloyd (2004-05)	2017
Sharon Moultrie (1979-82)	1998
Ifeatu Okafor (2009-13)	2024

VOLLEYBALL	YEAR INDUCTED
Jill Burness (1995-96)	2007
Lisa Clark (1987-90)	2010
Amanda Dowdy (2008-11)	2024
Lisa Hilgers (1995-98)	2013
Lisa Love (1974-77)	2000
Chris Martin (1988-91)	2022
Becky (Boxwell) McIlraith (1984-87)	2005
Janice Hudson (1975-85)	2001
* denotes deceased	



▲ KLIFF KINGSBURY was formally enshrined in the Texas Tech Hall of Fame as part of the 2023 class in September prior to the Houston game.

TEXAS TECH HALL OF HONOR



The Texas Tech Hall of Honor is determined by outstanding contributions to Texas Tech Athletics. To be eligible for this award, the recipient shall have made a major contribution to the success of Texas Tech Athletics, while displaying qualities of sportsmanship, character and integrity. Since the Hall of Honor's initial ceremony, more than 40 people have been inducted.

DR. R.G. "WICK" ALEXANDER Football, Baseball	2000	*CLIFFORD B. JONES President of Texas Tech - 1938-44	1970	*PARKER PROUTY Past President of the Red Raider Club	1992
LARRY ANDERSON Baseball	2013	*LEWIS JONES Football - 1936-37	1972	*POLK F. ROBISON Basketball - 1932-34; Head MBB Coach - 1942-61; Athletics Director - 1961-70; Finance/Development Officer - 1970-77	1976
JOYCE ARTERBRUN Creator of the High Riders - 1976	2003	*T. JONES Director of Athletics - 1985-93	2004	*KAL SEGRIST Baseball Head Coach - 1968-83	1993
*JENNIE BAILEY Football - Administrative Assistant	2016	*J T KING Head Football Coach - 1961-69; Athletic Dir. - 1970-78	1980	MARSHA SHARP Head Women's Basketball Coach - 1982-06	2017
*ALLEN (CHUFF) BENTON, Red Raider Club President - 1958-60	1975	WES KITTLEY Head T&F Coach - 1999-Present	2024	Associate A.D. - 1995-Present	
*JIM CARLEN Football - Head Coach - 1970-74	2008	*ARCH LAMB Founder of Saddle Tramps - 1936	1991	*L. EDWIN SMITH Football - 1935-37; Athletics Council and RRC Official	1965
*RICHARD CAVAZOS Football - 1949-50	1982	*DAN LAW Football - 1955-56; Baseball - 1956-57	1984	*DEAN W. L. STANGEL First Athletics Council Chairman - 1925	1961
*PETE CAWTHON Athletics Director/Head Football Coach - 1930-40	1961	*MIKE LEACH Head Football Coach - 2000-09	2023	*JESS STILES Assistant Football Coach 1969-77; Admin. - 1982-2012	1997
*JOHN CONLEY Coach and Administrator - 1961-1985	1995	*T.L. LEACH Athletics Council Member and Chairman - 22 years	1977	*DeWITT WEAVER Athletics Director and Football Coach - 1951-60	1978
*JACK DALE "Voice" of the Red Raiders - 1953-2003	1990	CHARLES LYNCH Basketball - 1957-59	2009	*DIRK WEST Cartoonist/Humorist, Creator of Raider Red	1998
*DR. J. WILLIAM DAVIS Chairman of the Athletic Council - 1948-69	1974	*DANNY MASON Golf Coach - 1964-66, 1969-80	2002		
*SPIKE DYKES Head Football Coach - 1986-99; Asst Coach - 1984-86	2001	*JEANNINE McHANEY Coach and Administrator - 1966-1994	1995		
*R. P. (BOB) FULLER Executive Committee Red Raider Club; Past President	1979	*JIM McNALLY Swimming Coach - 1959-79	1993		
*JOE KIRK FULTON First Masked Rider - 1954	2010	*TOMMY MCVAY Director of Football Operations - 1997-2020	2022		
*GENE GIBSON Basketball - 1947-50; Head MBB Coach - 1962-69	2002	*DELL MORGAN Head Football Coach - 1940-50	1963		
LARRY HAYS Head Baseball Coach - 1987-2008	2013	KEN MURRAY Athletic Trainer - 1978-95	2015		
JANICE HUDSON Volleyball Coach - 1975-85	2001	Senior Associate AD - 2004-11			
*BERL HUFFMAN Football, Basketball, Baseball, Track Coach - 1935-70	1972	*CORKY OGLESBY Asst. Basketball Coach - 1969-75	2014		
*LEETE JACKSON Football - 1946-47; Exec. VP/Red Raider Club -- 1951-85	1975	Head Track & Field Coach - 1975-95			
*MORLEY JENNINGS Athletics Director - 1941-51	1976	Red Raider Club Staff - 1997-17			
		*GEORGE PHILBRICK Football - 1936-38; Tennis Coach - 1952-78	1993		

* denotes deceased