

# MEAN GREEN™

## 2024 UNT FOOTBALL GAME NOTES

UNT ATHLETIC COMMUNICATIONS: 1301 S. Bonnie Brae St. | Denton, TX 76207 | MEANGREENSPORTS.COM | @MEANGREENFB

### GAME 2

## UNT (2-0, 0-0 AAC) at TEXAS TECH (1-1, 0-0 Big 12)



Sept. 14, 2024 • 11:00 am CT • TV: FS1 • Radio: Mean Green Sports Network  
Lubbock, Texas • Jones AT&T Stadium (60,454)

### MEDIA INFORMATION

TV: FS1

Talent: Dan Hellie (pxp), Petros Papadakis (analyst)

Radio: Mean Green Sports Network

Talent: Dave Barnett (pxp), Hank Dickenson (analyst)

Stations: Sirius XM Channel 380 | 97.1 The Eagle |  
The Varsity Network

Live Stats: MeanGreenStats.com

X: @MeanGreenFB | #GMG

<b>UNT</b>	2-0, 0-0 AAC
<b>Ranking</b>	NR — AP, NR — Coaches
<b>Last Game</b>	September 7, 2024 Win vs. SFA, 35-20
<b>Head Coach</b>	Eric Morris (Texas Tech, '08)
<b>Career Record</b>	31-25 (Sixth season)
<b>UNT Record</b>	7-7 (Second season)
<b>vs. Texas Tech</b>	0-0

<b>TTU</b>	1-1, 0-0 BIG 12
<b>Ranking</b>	NR — AP, NR — Coaches
<b>Last Game</b>	September 7, 2024 Loss at Washington St., 16-37
<b>Head Coach</b>	Joey McGuire (UTA, '95)
<b>Career Record</b>	16-12 (Third season)
<b>TTU Record</b>	16-12 (Third season)
<b>vs. UNT</b>	0-0

### UNT COACHING STAFF

#### On the Field

Eric Morris	Head Coach
Drew Svoboda	Assoc. HC/TE/ST Coord.
Matt Caponi	Defensive Coordinator
Patrick Cobbs	Run Game Coord./Running Backs
Sean Brophy	Quarterbacks
Demerrick Gary	Defensive Line
Cutter Leftwich	Offensive Line
D'Andre Payne	Cornerbacks

#### In the Booth

Jordan Davis	Offensive Coord./Wide Receivers
Clay Jennings	Safeties
Brian Odom	Linebackers

### UNT ATHLETICS COMMUNICATIONS

**DOUG WATERS** Primary Contact  
936-240-6780 (cell) • Doug.Waters@unt.edu


**CHRIS ALFORD** Secondary Contact  
903-951-8675 (cell) • Chris.Alford@unt.edu

### STORY LINES

- After starting the year 2-0 for the first time since 2018 with wins over South Alabama and SFA, UNT heads to Lubbock to take on Texas Tech in the second year of the **Eric Morris** era.
- North Texas will be looking for its first win over a Big 12 opponent since taking down Baylor on Sept. 6, 2003 in Denton and its first road win over a Big 12 team since defeating the Red Raiders on Sept. 18, 1999.
- The contest will be a homecoming for Coach Morris, who played WR at Texas Tech from 2005-08 and was the Offensive Coordinator for the Red Raiders from 2013-17. In addition, Assistant HC/S&C Coach **Bryan Kegans** and Offensive Coordinator **Jordan Davis** also played collegiately for Texas Tech.
- Led by junior QB **Chandler Morris**, the UNT offense is 14th in FBS in total offense and third in passing. Morris is the nation's leader in points responsible (54) for while sitting second in the country in passing yards (737).
- Defensively, senior CB **Ridge Texada** is coming off a historic performance against SFA with an INT and two PBUs to become the program's career leader in both PBUs (27) and passes defended (32).
- The Mean Green have a host of new faces on the 2024 squad, leading all of FBS with 77 newcomers on the roster including 41 freshmen and 36 transfers.
- Even with the large turnover, UNT returns a number of key contributors with 14 total returners who started at multiple games last season, nine of which play on the defensive side of the ball.
- WRs **Damon Ward Jr.** and **DT Sheffield** have teamed up to become a strong 1-2 punch for the UNT offense, combining for 26 catches for 394 yards and five TDs through two games. Both rank inside the top-six in the AAC in receiving yards and receptions.
- Along with Texada, UNT returned 9 of their top 15 tacklers and two of the top three from 2023 in LBs **Jordan Brown** and **Ethan Wesloski**.
- Since 1966 when Mean Joe Greene was a freshman, UNT has had just nine seasons start 2-0 and three of those nine were when Greene played from 1966-68. The Mean Green finished with a winning record in eight of those nine seasons.
- Dating back to the final two games of 2023, North Texas comes into the contest having won four straight games, tied for the sixth-longest active streak in the country.

### 2024 SCHEDULE

	<b>Aug. 31</b> UNT at SOUTH ALABAMA	ESPN+	W, 52-38
	Morris throws for 415, Ward Jr. has 230 receiving yards as UNT wins season opener at USA.		
	<b>Sept. 7</b> SFA vs. UNT	ESPN+	W, 35-20
	UNT scores 21 of final 24 points, allows just three second half points to take down SFA		
	<b>Sept. 14</b> UNT at TEXAS TECH	FS1	11:00 AM
	Lubbock, Texas // Jones AT&T Stadium (60,454) // Series tied 4-4		
	<b>Sept. 21</b> WYOMING vs. UNT	ESPN+	6:00 PM
	Denton, Texas // DATCU Stadium (30,850) // Series tied 0-0		
	<b>Sept. 28</b> TULSA vs. UNT	TBA	TBA
	Denton, Texas // DATCU Stadium (30,850) // Tulsa leads 17-7		
	<b>Oct. 12</b> UNT at FLORIDA ATLANTIC	TBA	TBA
	Boca Raton, Florida // FAU Stadium (30,000) // FAU leads 8-6		
	<b>Oct. 19</b> UNT at MEMPHIS	TBA	TBA
	Memphis, Tennessee // Simmons Bank Liberty Stadium (58,325) // Memphis leads 17-4		
	<b>Oct. 26</b> TULANE vs. UNT	TBA	TBA
	Denton, Texas // DATCU Stadium (30,850) // Tulane leads 1-0		
	<b>Nov. 9</b> ARMY vs. UNT	TBA	TBA
	Denton, Texas // DATCU Stadium (30,850) // Army leads 5-2		
	<b>Nov. 15</b> UNT at UTSA	ESPN2	8:00 PM
	San Antonio, Texas // Alamodome (73,086) // UTSA leads 6-5		
	<b>Nov. 23</b> EAST CAROLINA vs. UNT	TBA	TBA
	Denton, Texas // DATCU Stadium (30,850) // Series tied 0-0		
	<b>Nov. 30</b> UNT at TEMPLE	TBA	TBA
	Philadelphia, Pennsylvania // Lincoln Financial Field (67,594) // UNT leads 1-0		



**ERIC MORRIS**  
HEAD COACH, SECOND SEASON

## THE MORRIS FILE

### PERSONAL

**Born:** Oct. 26, 1985

**Family:** Wife: Maggie; Children: Jack and George

### EDUCATION

Texas Tech, 2008 (Communication Studies)

### COACHING EXPERIENCE

2010	Houston, Quality Control
2011	Houston, Graduate Assistant
2012	Washington State, Inside Wide Receivers
2013	Texas Tech, Co-OC/Inside Wide Receivers
2014	Texas Tech, OC/Wide Receivers
2015-17	Texas Tech, OC/Inside Wide Receivers
2018-21	Incarate Word, Head Coach
2022	Washington State, OC/Quarterbacks
2023-	UNT, Head Coach

### THE MORRIS WORKSHEET

YEAR	SCHOOL	OVERALL RECORD	CONFERENCE RECORD, FINISH
2018	UIW	6-5	6-2, t-1st
2019	UIW	5-7	4-5, t-7th
2021(S)	UIW	3-3	3-3, t-3rd
2021	UIW	10-3	7-1, 1st
2023	UNT	5-7	3-5, t-8th
2024	UNT	2-0	0-0
<b>AT UNT</b>	<b>2 seasons</b>	<b>7-7</b>	<b>3-5</b>
<b>TOTAL</b>	<b>6 seasons</b>	<b>31-25</b>	<b>23-16</b>

## MEAN GREEN IN THE NFL

NAME	POS.	TEAM
Nate Brooks*	CB	Cincinnati Bengals
Jaelon Darden	WR	Cleveland Browns
Kemon Hall*	CB	Dallas Cowboys
Jalen Guyton*	WR	Las Vegas Raiders
Jeffery Wilson Jr.	RB	Miami Dolphins

\*Practice squad

## MORE QUICK HITTERS

- Led by special teams coordinator **Drew Svoboda**, UNT had one of the best special teams units in the country in 2023 and continued the trend UNT blocked a punt and returned it for a touchdown in week one for the first time since 2019 in the opener against South Alabama.
- North Texas scored 28 points in the third quarter against South Alabama which ties for the fifth-best mark in any quarter and second-highest mark in any third quarter (28 in the 3rd at UTEP on Sept. 10, 1977)
- UNT named LB **Jordan Brown**, DL **Roderick Brown**, CB **Ridge Texada**, QB **Chandler Morris**, WR **Damon Ward Jr.**, OL **Landon Peterson** and LB **Jaylen Smith** team captains prior to the season.
- Eric Morris' winning percentage in 2023 was the best win percentage by a first-year head coach at UNT since Matt Simon (7-4-1, .625) in 1994.
- Despite the massive turnover, UNT is tied for 16th the country and second in the AAC for the most seniors (24) on its roster heading into the 2024 season.
- North Texas had a 3,000 yard passer, a 1,000-yard rusher and a 1,000-yard receiver in the same season for the first time in program history last season, one of only four FBS programs to accomplish the feat.
- The Mean Green had one of the best offenses in FBS in 2023, as one of only five FBS teams (LSU, Georgia, Texas and UNC) ranked inside the top 25 in scoring (15th), rushing (22nd), passing (12th) and total offense (6th).
- At just 32 years old, offensive coordinator **Jordan Davis** is the sixth-youngest FBS OC in the nation.

## TEXAS TECH SERIES HISTORY

- Dating back to 1952, Saturday's meeting between UNT and Texas Tech will be the ninth all-time with the series currently knotted at 4-4.
- Texas Tech has won each of the last two contests in 2000 and 2001, but UNT has won in Lubbock in three of its last four opportunities at Jones AT&T Stadium and owns a 3-2 record on the road in the series.
- The Mean Green defeated TTU 21-14 in 1999 and 30-27 in 1997 for back-to-back road wins in the series.
- Ja'Quay Wilburn led UNT in its last win over the Red Raiders in 1999 with 151 rushing yards while the UNT defense held the Red Raiders scoreless in the first half and forced a pair of turnovers to grab the victory.

## OFFENSIVE MASTERMIND

- UNT head coach **Eric Morris** is one of the top offensive minds in the country, proven by a stellar track record in his 12 seasons as an offensive coordinator and head coach.
- Since becoming the offensive coordinator at Texas Tech in 2013 Morris has led an offense that finished inside the top 25 (FBS or FCS) in scoring eight times in 11 years.
- In addition, Morris has led offenses that finished in the top-10 in total offense eight times, including the top FBS offense (Texas Tech) in 2016 and the top FCS offense (UIW) in the nation in 2020.
- Morris-led offenses have been dominant through the air as seven of Morris' first 11 years as an OC or HC have resulted in a top-five passing offense in the country.
- UNT currently has the third ranked passing offense in FBS in 2024 while QB Chandler Morris is second in the country in passing yards.
- Morris is the youngest head coach UNT has hired since Lloyd Russell in 1942 after Jack Sisco was called up for service in World War II. He is also the 10th-youngest active head coach in Division I.
- At UIW, Morris was twice named the Southland Conference Coach of the Year (2018, 2021). He led the Cardinals to two conference titles, twice FCS playoff appearances, and left UIW as the program record holder for wins with 24.

### MORRIS OFFENSIVE RANKINGS (OC & HC)

YEAR	TEAM	SCORE	TOTAL	PASS	YEAR	TEAM	SCORE	TOTAL	PASS
2013	Texas Tech (OC)	24th	8th	2nd	2019	UIW (HC)	42nd	33rd	19th
2014	Texas Tech (OC)	55th	10th	5th	2020	UIW (HC)	3rd	1st	3rd
2015	Texas Tech (OC)	2nd	2nd	2nd	2021	UIW (HC)	4th	6th	5th
2016	Texas Tech (OC)	5th	1st	1st	2022	Washington St. (OC)	79th	93rd	44th
2017	Texas Tech (OC)	23rd	16th	9th	2023	UNT (HC)	21st	6th	12th
2018	UIW (HC)	25th	9th	4th	2024	UNT (HC)	18th	14th	3rd

### YOUNGEST ACTIVE HEAD COACHES, FBS

Coach	Team	Birthday	Age
1. Kenny Dillingham	Arizona State	April 28, 1990	33
2. Scotty Walden	UTEP	Nov. 15, 1989	34
3. GJ Kinne	Texas State	Dec. 1, 1988	35
4. Spencer Danielson	Boise State	Nov. 11, 1988	35
5. Sean Lewis	San Diego State	April 11, 1986	37
6. Dan Lanning	Oregon	April 10, 1986	37
7. Sherrone Moore	Michigan	Feb. 3, 1986	37
8. Ryan Walters	Purdue	Jan. 21, 1986	38
9. Marcus Freeman	Notre Dame	Jan. 10, 1986	36
10. Eric Morris	North Texas	Oct. 26, 1985	38

### YOUNGEST HEAD COACHES, UNT HISTORY

Coach	Date of Birth	Date Hired	Age When Hired
1. Jack Sisco	12/02/1904	04/13/1929	24 years old
2. Theron Fouts	07/05/1893	1920	26 years old
3. Lloyd Russell	04/10/1913	04/04/1942	28 years old
4. John B. Reid	02/25/1896	10/02/1925	29 years old
5. J.W. St. Clair	01/20/1885	06/26/1915	30 years old
6. Eric Morris	10/26/1985	12/13/2022	37 years old



## WEST TEXAS HOMECOMING

- The North Texas coaching staff is littered with Texas Tech ties as Head Coach **Eric Morris**, Assistant Head Coach/Strength Coach **Bryan Kegans** and Offensive Coordinator **Jordan Davis** all played collegiately for the Red Raiders.
- Morris, who was also the offensive coordinator at TTU from 2013-17, was an explosive receiver under Mike Leach from 2005-08. He caught 184 passes for 1,965 yards and 19 TDs while also rushing for three scores in his four years in Lubbock.
- Kegans played with the Red Raiders from 2002-05 and was a stalwart on the offensive line appearing 46 games across four years in his career.
- Davis, meanwhile, played WR for Tech while Morris was the offensive coordinator from 2012-14 and caught 43 passes for 398 yards and a pair of touchdowns in his career.

## C4 – HIGHLY EXPLOSIVE

- Junior QB **Chandler Morris** has had a stellar start to his UNT career. In two games, Morris is 58 for 85 with 737 passing yards and seven passing TDs.
- As shown by the chart, Morris ranks inside the top four in all of FBS in points responsible for, completions per game, passing TDs, total passing yards, passing yards per game and total offense.
- Morris was extremely efficient in the season opener, completing 32 of his 41 pass attempts, good for a 78.0 percent completion percentage to be named AAC Offensive Player of the Week and earn the Davey O'Brein Great 8 Award as one of the top QBs in the nation.
- Morris, a transfer from TCU, started the season opener in both 2022 and 2023 for the Horned Frogs but ultimately lost the job both years due to injury.
- An underrated runner, Morris has rushed for 410 yards on 91 carries with eight touchdowns in his career.
- Morris' father, Chad, is a longtime college football coach having previously served as the head coach at SMU and Arkansas. He is currently the pass game coordinator at Texas State.

CHANDLER MORRIS AMONG FBS LEADERS		
STAT	VALUE	RANK
Completions PG	29.0	4th
Passing TDs	7	3rd
Passing Yards	737	2nd
Passing Yards PG	368.5	2nd
Points Responsible For	54	1st
Total Offense Per Game	373.5	3rd

## TEXADA ISLAND

- Senior DB **Ridge Texada** has established himself as one of the top defensive backs in program history.
- After a stellar performance with two PBUs and an INT in the win over SFA, Texada now owns the program record for both career PBUs and passes defended (INT + PBU).
- With 32 career PDF, Texada surpassed Jonas Buckles (2001-04) who previously held the record with 30.
- Texada currently ranks fifth among active FBS players in career passes defended.
- The senior out of Frisco, Texas, was a preseason All-AAC selection by Athlon and Phil Steele. He has recorded 10 total tackles in his career and has appeared in 41 games with 27 starts with the Mean Green.

CAREER PASSES DEFENDED LEADERS (SINCE 2001)					CAREER PASS BREAKUP LEADERS (SINCE 2001)		
PLAYER	SEASONS	PBU	INT	PDF	PLAYER	SEASONS	PBU
1. Ridge Texada	2021-Pres.	27	5	32	1. Ridge Texada	2021-Pres.	27
2. Jonas Buckles	2001-04	18	12	30	2. DeShawn Gaddie	2019-22	23
3. Nate Brooks	2015-18	19	10	29	Royce Hill	2008-11	23
Royce Hill	2008-11	23	6	29	4. Kemon Hall	2017-18	22

## DT SPELLED BACKWARDS IS TD

- Junior WR **DT Sheffield** has been a star performer in his first two contests with 13 catches for 148 yards and three touchdowns to earn Honorable Mention Earl Campbell Tyler Rose Player of the Week honors.
- Sheffield had a breakout performance against SFA, catching six passes for 74 yards and three touchdowns, all of which came in the first half.
- The Washington State transfer became just the 14th player in program history to score three touchdowns in a game and just the eighth player to do it in a single half.
- Sheffield now ranks fourth in FBS and leads the American in touchdown receptions while sitting sixth in the AAC in receiving yards and third in receptions.

## NEW FACES EVERYWHERE

- UNT has 77 new players on the roster for the 2024 season, the most of any FBS program heading into the year.
- Among the 77 newcomers, 36 are transfers, tied with New Mexico St. for the most transfers among in the FBS.
- Newcomers are littered throughout the two-deep including projected offensive starters TE **Oscar Hammond**, OL **Ma'Ky Lee**, QB **Chandler Morris**, OL **Landon Peterson**, and WR **DT Sheffield**.
- Defensively, expected production will come from a number of new faces including DL **Terrell Dawkins**, S **Jayden Hill**, LB **JJ Jean-Louis**, DL **Jake Shipley**, and LB **Shane Whitter**.
- The 35 transfer prospects bring a wealth of experience with 17 players who have appeared in at least 15 games in their careers, led by Price (39 GP), Whitter (39 GP), Hill (38 GP), Peterson (35 GP) and Dawkins (35 GP).

## 2024 HONORS

### OL GABE BLAIR

Preseason 1st Team All-AAC (Phil Steele, Athlon)  
Preseason Outland Trophy Watch List

### QB COACH SEAN BROPHY

247Sports 30 Under 30

### LB JORDAN BROWN

Preseason 2nd Team All-AAC (Phil Steele, Athlon, CFN)

### DL RODERICK BROWN

Preseason 2nd Team All-Texas College (DCTF)  
Preseason 2nd Team All-AAC (Athlon, CFN)  
Preseason 3rd Team All-AAC (Phil Steele)

### OFFENSIVE COORDINATOR JORDAN DAVIS

Dave Campbell's Texas Football 40 Under 40

### OL JETT DUNCAN

Preseason 2nd Team All-Texas College (DCTF)  
Preseason 3rd Team All-AAC (Athlon)  
Preseason Wuerffel Trophy Watch List

### P SAWYER EVANS

Preseason 2nd Team All-AAC (Phil Steele)

### S JAYDEN HILL

Preseason 3rd Team All-AAC (CFN)

### QB CHANDLER MORRIS

Shrine Bowl 1000 Watch List  
Earl Campbell Tyler Rose Award Watch List  
Davey O'Brien Award Watch List  
AAC Offensive Player of the Week (9/2)  
Davey O'Brien "Great 8" Award (9/3)  
HM Earl Campbell Tyler Rose Player of the Week (9/4)  
Manning Award Star of the Week (9/3)

### RB IKAICA RAGSDALE

Preseason 3rd Team All-AAC (Athlon)  
Preseason Comeback Player of the Year Watch List

### WR LONDON SIDES

Preseason 4th Team All-AAC (Athlon)

### WR DT SHEFFIELD

HM Earl Campbell Tyler Rose Player of the Week (9/9)

### DL JAKE SHIPLEY

Preseason 4th Team All-AAC (Phil Steele)

### CB RIDGE TEXADA

Preseason 2nd Team All-AAC (Athlon, CFN)  
Preseason 4th Team All-AAC (Phil Steele)  
Shrine Bowl 1000 Watch List

## 2024 HONORS

### WR DAMON WARD JR.

Preseason 2nd Team All-AAC (Athlon)  
Preseason 3rd Team All-AAC (Phil Steele)  
HM AAC Offensive Player of the Week (9/2)  
HM Earl Campbell Tyler Rose Player of the Week (9/4)  
DCTF Texas Player of the Week (9/4)

### LB ETHAN WESLOSKI

Preseason 4th Team All-AAC (Phil Steele, Athlon)

### S ISHEEM YOUNG

Preseason 3rd Team All-AAC (Athlon)

## UNT TEAM CAPTAINS

Prior to the season UNT named Jordan Brown, Roderick Brown, Ridge Texada, Chandler Morris, Damon Ward Jr., Landon Peterson and Jaylen Smith team captains. Below is a listing of the official game captains for each contest

### DATE OPPONENT CAPTAINS

8/31	South Alabama	Rod Brown Chandler Morris Ridge Texada Damon Ward Jr.
9/7	SFA	Jordan Brown Chandler Morris Landon Peterson Damon Ward. Jr.
9/14	Texas Tech	
9/21	Wyoming	
9/28	Tulsa	
10/12	Florida Atlantic	
10/19	Memphis	
10/26	Tulane	
11/9	Army	
11/15	UTSA	
11/23	East Carolina	
11/30	Temple	

## THE WARDEN

- Senior WR **Damon Ward Jr.** started his season in a big way with 12 catches for 230 yards and two touchdowns in the win over South Alabama to be named an Honorable Mention AAC Offensive Player of the Week selection.
- Ward Jr. now has 13 catches for 246 yards this season and ranks 12th in FBS in receiving yards, is tied for 25th in receptions.
- Last season, Ward caught 39 passes for 487 yards and five touchdowns. His 246 yards through two weeks is over half of his total from 2023.
- In his career, Ward has 99 catches for 1,422 yards and 12 touchdowns. He ranks 20th in program history in receiving yards and 21st in career receptions. His first reception Saturday will make him the 21st player in program history to have 100 career catches.

CAREER RECEIVING YARDS LEADERS						CAREER RECEPTIONS LEADERS					
PLAYER	SEASONS	REC	AVG	YDS		PLAYER	SEASONS	YDS	AVG	REC	
1. Jaelon Darden	2017-20	230	12.09	2,782		1. Jaelon Darden	2017-20	2,782	12.09	230	
2. Johnny Quinn	2003-06	187	14.53	2,718		2. Casey Fitzgerald	2005-08	2,533	11.86	229	
..						..					
17. Jalen Guyton	2017-18	103	15.33	1,580		18. Marcus Camper	1985-88	1,939	17.46	111	
18. Marvin Walker	1979-82	137	10.76	1,475		19. Turner Smiley	2013-17	1,462	13.66	107	
19. Turner Smiley	2013-17	107	13.66	1,462		20. Jamaal Jackson	2013-17	1,147	11.02	104	
20. <b>Damon Ward Jr.</b>	2021-24	99	14.36	1,422		21. <b>Damon Ward Jr.</b>	2021-24	1,422	14.36	99	

## “DO YOU BELIEVE IN THE MEAN GREEN?!”

- On Sept. 20, 1997, North Texas resumed its series against regional foe Texas Tech, traveling to Jones Stadium in Lubbock. The Red Raiders of the Big 12 were heavily favored over the Mean Green, who were still playing in Division I-AA's Southland Conference.
- What ensued was a stunning upset and one of former North Texas play-by-play man **George Dunham's** most memorable calls and one of the most memorable moments in UNT history.
- After falling behind 10-0, UNT rallied back to take 24-13 lead in the fourth quarter before Tech came back for a 27-24 advantage.
- UNT, however, rallied again. Quarterback Jason Mills hit Jay Young with a 36-yard completion on fourth and 14, setting up a 15-yard touchdown pass to Bo Harrison with 1:04 to play for a 30-27 lead.
- But Tech responded by returning the ensuing kickoff to the North Texas 30-yard line, and with 25 seconds to play, the Red Raiders lined up for a 45-yard field-goal attempt, leading to Dunham's unforgettable call “Do you believe in the Mean Green?!” when the kick was no good, giving North Texas its third win over the Red Raiders in four meetings.
- A year later, Texas Tech beat North Texas at Texas Stadium, but Red Raiders still wanted to avenge the 1997 loss when the series returned to Lubbock in 1999.
- The Red Raiders entered the 1999 game as a 30-point favorite, prepared for the game with the 1997 score plastered on the wall of its locker room. North Texas won in Lubbock again, 21-14.

## “SPECIAL” TEAMS

- UNT had one of the best special teams units in the country in 2023 and started 2024 with a bang, blocking a punt in the season opener and returning it for a touchdown for the first time since 2019.
- Junior P **Sawyer Evans** is one of the best returning punters in the AAC. His kicking style allows for little return options helping UNT rank 12th in the nation in punt return defense through two weeks.
- The UNT kickoff return unit is averaging 24.33 yards per return, good for 26th in the country led by **Juwaun Price** who is second in the nation with 185 kickoff return yards.
- Unfortunately, Price went down with a leg injury against SFA, but the Mean Green will now turn to senior Lamar transfer **Damashja Harris** who comes to UNT after being named Dave Campbell's Texas Football FCS Special Teams Player of the Year in 2023. Harris has over 1,600 all-purpose yards in his career.
- Because of this success, Associate HC/Special Teams Coordinator **Drew Svoboda** was named one of 57 nominees for the Broyles Award given to the top assistant coach in FBS last season.

## LINEBACKER CORE

- UNT returns all three starting LBs from a season ago in senior **Jordan Brown**, senior **Jaylen Smith** and sophomore **Ethan Wesloski**.
- Through two games, the trio of veterans combined to play 388 of the 459 (84.5 percent) total linebacker snaps against South Alabama and are three of the top five tacklers on the team.
- Last season, Brown led UNT with 83.0 tackles and 3.5 sacks while registering 5.0 TFLs and five QB hurries.
- Wesloski had a breakout season as a redshirt freshman in 2023, finishing third on the team with 63 tackles while racking up 7.5 TFLs and 3.0 sacks. Wesloski led all AAC freshmen in tackles a season ago.
- The Mean Green also welcomed Oklahoma transfer **Shane Whitter** this offseason. He has played the fourth-most defensive snaps of any LB and has a wealth of experience with 41 games played in his career.



No. 44 LADIES THAT’S ME!

- Senior RB **Damashja Harris** arrived on the scene against SFA in week two, rushing the ball 10 times for 142 yards and a touchdown.
- The highlight of the night for Harris, who wears #44, was an 80-yard touchdown run that pushed the game out of reach for the Mean Green early in the fourth quarter.
- The 142 yards was a new career-high for Harris who ran for 100+ yards for the first time in his career.
- In addition, the 80-yard scamper was the longest run by a UNT player since Ayo Adeyi’s 92-yard run against LA Tech on Oct. 15, 2022, and it was 17th time in program history UNT has had a rush of 80+.
- In his career, Harris has rushed 143 times for 672 yards and four touchdowns.

STABLE OF PASS CATCHERS

- In addition to Sheffield and Ward Jr., UNT has a stable of receivers who are all capable of making a big play, highlighted by 2023 breakout star WR **Landon Sides** and the steady presence of WR **Blair Conwright**.
- After missing week one, Sides returned to action and caught three passes for 43 yards against SFA. Sides finished 2023 with 30 catches for 363 yards and four TDs. He was the first freshman since Johnny Quinn (2003) to catch a pass in every game he appeared in and has continued that streak in 2024.
- Conwright, meanwhile, caught a touchdown in the opener and has four catches for 64 yards this season.
- The talent does not stop there, however, as 11 different players have caught a pass for UNT..
- Currently, the No. 3 pass catcher on the team is TE **Oscar Hammond** with six catches for 84 yards and a touchdown. The Oklahoma Christian transfer caught his first TD with the Mean Green against SFA.
- UNT also has the ability to turn to WRs **Jeremiah Aaron** (4-82), **Wyatt Young** (5-44) and **Dalton Carnes** (4-25) who all have at least four catches in two games.

FRESHMAN TALENT ON DISPLAY

- The opening two games of the season Mean Green have featured a ton of young talent as 11 redshirt and 12 true freshman have already appeared in a game for UNT this season.
- The young players have littered the stat sheet as well as WRs **Kyle Koch** and **Wyatt Young** have both recorded a catch.
- Defensively, CB **Taylor Starling**, CB **Kerry Williams II**, DL **Jayden Williams**, CB **Brian Nelson II**, DL **Jayden Williams**, CB **Kollin Lewis**, S **Quinton Hammonds**, DL **Nathan Laperi** and DL **Zhaiylen Scott** all have at least one tackle for UNT. Nelson II, meanwhile, is second on the team with a pair of PBUs.
- On special teams, redshirt freshman K **Kali Nguma** is a perfect 12 for 12 on PATs and hit his first career field goal from 30 yards out in the fourth quarter to put the game away against South Alabama.

IN THE SECONDARY

- Led by Texada, North Texas has a wealth of talent littered throughout the secondary defensively. Senior S **Jayden Hill** leads the Mean Green and ranks fourth in the AAC with 17.0 tackles through two games.
- Sophomore S **Evan Jackson** is third on the team with 13.0 tackles this season, 11 of which are solo stops, a total that ranks second in the AAC and 23rd in the country.
- Redshirt freshman CB **Brian Nelson II** is seemingly on track to chase down Texada’s PBU record. In his last three career games, Nelson has five PBUs.
- UNT gave up just 181 yards through the air in week two against SFA and finished the contest with five PBUs plus and interception.
- In addition, freshman DBs **Taylor Starling**, **Kollin Lewis**, **Kamdon McFarland**, **Kerry Williams II** and **Quinton Hammonds** have all seen action this season.

STONE COLD CELEBRATION

- Starting last season, when the UNT defense creates a turnover the “Stone Cold” celebration begins on the sidelines.
- In honor of WWE Superstar Steve Austin, who played linebacker and defensive end at North Texas in the 1980s, players bang together two bottles of water while holding a wrestling belt to mimic the famous celebration of “Stone Cold” Steve Austin.
- In the win over SFA, a video of Ridge Texada’s interception celebration generated over 7.2 million views on social media over the first 24 hours after posting.

UNT RECORD BREAKDOWN

Current Streak	W4
Current Home Streak	W2
Current Away Streak	W2
Last Win	35-20, vs. SFA (9/7/24)
Last Home Win	35-20, vs. SFA (9/7/24)
Last Away Win	52-38, at USA (8/31/24)
Last Loss	45-21, at SMU (11/10/23)
Last Home Loss	39-27, vs. UTSA (11/4/23)
Last Away Loss	45-21, at SMU (11/10/23)

MORRIS BY THE NUMBERS	2024	Under Morris
Home	1-0	4-3
Road	1-0	3-4
Neutral	0-0	0-0
Day Games	1-0	4-5
Night Games	1-0	3-2
vs. AP Ranked Opponents	0-0	0-1
August	1-0	1-0
September	1-0	3-2
October	0-0	1-3
November	0-0	2-2
December	0-0	0-0
January	0-0	0-0
Score < 20 Points	0-0	0-0
Score 20+ Points	2-0	7-7
Score 30+ Points	2-0	7-2
Score 40+ Points	1-0	5-1
Opponent Scores < 20 Points	0-0	1-0
Opponent Scores 20+ Points	2-0	6-7
Opponent Scores 30+ Points	1-0	4-6
Opponent Scores 40+ Points	0-0	1-4
Leading at the Half	1-0	5-1
Trailing at the Half	1-0	2-6
Tied at the Half	0-0	0-0
Leading After 3 Quarters	2-0	6-0
Trailing After 3 Quarters	0-0	1-7
Tied After 3 Quarters	0-0	0-0
Scoring First	1-0	3-2
Opponent Scores First	1-0	4-5
Running More Plays Than Opponent	1-0	5-5
Opponent Runs More Plays	1-0	2-2
Same Number of Plays	0-0	0-0
Committing More Turnovers	1-0	3-5
Winning Turnover Margin	0-0	2-1
Turnovers Are Even	1-0	2-1
Committing At Least Two Turnovers	1-0	1-5
Winning Time of Possession	1-0	5-1
Opponent Wins Time of Possession	1-0	2-6
Running 70 or More Offensive Plays	2-0	7-4
Running Less Than 70 Offensive Plays	0-0	0-3
Rushing For 150 Yards or More	1-0	6-4
Rushing For Less Than 150 Yards	1-0	1-3
Rushing For 200 Yards or More	0-0	5-2
Passing For 200 Yards or More	2-0	7-6
Passing For Less Than 200 Yards	0-0	0-1
Passing % Is Over 55%	2-0	7-6
Passing % Is Less Than 55%	0-0	0-1
3d Down Conversions is Over 40%	1-0	5-2
3rd Down Conversion is Under 40%	1-0	2-5
3rd Down Conversion is 40%	0-0	0-0
Gaining More Total Yards Than Opp.	1-0	6-3
Opponent Gains More Total Yards	1-0	1-4

UNT UNIFORM TRACKER

In partnership with Nike, the UNT football program will unveil a large number of uniform combinations throughout the 2024 season.

Date	Opponent	Helmet	Jersey	Pants	Date	Opponent	Helmet	Jersey	Pants
8/31	USA	Green	White	Green	10/19	Memphis			
9/7	SFA	White	Green	White	10/26	Tulane			
9/14	Texas Tech				11/9	Army			
9/21	Wyoming				11/15	UTSA			
9/28	Tulsa				11/23	ECU			
10/12	FAU				11/30	Temple			

# UNT NATIONAL/CONFERENCE LEADERS

STATISTIC	PLAYER	FBS RANK	AAC RANK	VALUE
All Purpose Yards PG	Juwaun Price	39	4	131.50
	Damon Ward Jr.	50	6	123.00
	Damashja Harris	98	14	97.50
	DT Sheffield	145	20	85.00
<b>Combined Kick Return Yards</b>	<b>Juwaun Price</b>	<b>2</b>	<b>1</b>	<b>185</b>
	Damashja Harris	170	24	24
	DT Sheffield	178	26	22
Completion Percentage	Chandler Morris	34	3	0.682
<b>Completions PG</b>	<b>Chandler Morris</b>	<b>4</b>	<b>1</b>	<b>29</b>
Field Goal Percentage	Kali Nguma	92	9	0.5
Field Goals PG	Kali Nguma	96	9	0.5
Interceptions PG	Ridge Texada	15	1	0.5
Kickoff Returns	Juwaun Price	10	3	26.4
<b>Passes Defended</b>	<b>Ridge Texada</b>	<b>3</b>	<b>1</b>	<b>2</b>
Passing Efficiency	Chandler Morris	36	3	161.2
<b>Passing TDs</b>	<b>Chandler Morris</b>	<b>3</b>	<b>1</b>	<b>7</b>
<b>Passing Yards</b>	<b>Chandler Morris</b>	<b>2</b>	<b>1</b>	<b>737</b>
<b>Passing Yards PG</b>	<b>Chandler Morris</b>	<b>2</b>	<b>1</b>	<b>368.5</b>
Passing Yards per Completion	Chandler Morris	46	3	12.71
<b>Points Responsible For</b>	<b>Chandler Morris</b>	<b>1</b>	<b>1</b>	<b>54</b>
	DT Sheffield	118	12	18
<b>Points Responsible For PG</b>	<b>Chandler Morris</b>	<b>2</b>	<b>1</b>	<b>27.0</b>
	DT Sheffield	118	12	9.0
<b>Punt Return TDs</b>	<b>C.J. Garnett</b>	<b>1</b>	<b>1</b>	<b>1</b>
Punt Returns	DT Sheffield	47	7	7.3
Receiving TDs	DT Sheffield	4	1	3
	Damon Ward Jr.	24	4	2
Receiving Yards	Damon Ward Jr.	12	2	246
	DT Sheffield	70	6	148
Receiving Yards PG	Damon Ward Jr.	12	2	123.0
	DT Sheffield	69	6	74.0
Receptions PG	DT Sheffield	27	3	6.5
	Damon Ward Jr.	27	3	6.5
Rush Yards Per Carry	Ikaika Ragsdale	130	14	2.64
Rushing Yards	Damashja Harris	42	5	171
Rushing Yards PG	Damashja Harris	40	5	85.5
<b>Sacks</b>	<b>Roderick Brown</b>	<b>21</b>	<b>1</b>	<b>1.00</b>
	Chavez Brown	105	10	0.5
	Terrell Dawkins	105	10	0.5
Scoring PG	DT Sheffield	45	6	9.0
	Kali Nguma	127	13	7.5
	Chandler Morris	158	16	6.0
	Damon Ward Jr"	158	16	6.0
Solo Tackles	Evan Jackson	23	2	5.5
<b>Total Interceptions</b>	<b>Ridge Texada</b>	<b>12</b>	<b>1</b>	<b>1</b>
<b>Total Offense</b>	<b>Chandler Morris</b>	<b>3</b>	<b>1</b>	<b>373.5</b>
	Damashja Harris	171	17	85.5
Total Points Scored	DT Sheffield	45	6	18
	Kali Nguma	128	13	15
Total Tackles PG	Jayden Hill	55	4	8.5
	Jordan Brown	81	6	7.5
	Evan Jackson	151	15	6.5
	Jaylen Smith"	191	23	6.0
Total Touchdowns	DT Sheffield	17	3	3
	Chandler Morris	77	9	2
	Damon Ward Jr.	77	9	2
Yards per Pass Attempt	Chandler Morris	38	2	8.67
Yards per Reception	Jeremiah Aaron	54	5	20.50
	Damon Ward Jr.	62	6	18.92
	Blair Conwright	120	12	16.00
	Oscar Hammond	177	16	14.00

**BOLD - CONFERENCE/NCAA LEADER**

## RANKING COMPARISON

Category	UNT		TTU	
	Value	RK	Value	RK
Total Offense .....	527.0	14	515.0	16
Rush Offense.....	143.0	83	154.5	72
Pass Offense .....	384.0	3	360.5	6
Team Pass Eff. ....	163.5	36	141.8	67
Scoring Offense.....	43.5	18	34.0	51
Total Defense.....	415.0	111	515.5	128
Rush Defense.....	108.5	52	205.0	116
Pass Defense .....	306.5	127	310.5	128
Team Pass Eff. Defense .....	123.5	75	154.8	116
Scoring Defense .....	29.0	105	44.0	129
Turnover Margin .....	-1.5	120	-1.00	105
3rd Down Conv Pct.....	.423	56	.529	26
4th Down Conv Pct.....	.667	35	.250	103
3rd Down Conv Pct D .....	.290	40	.483	121
4th Down Conv Pct D .....	.333	42	.600	95
Red Zone Offense .....	.778	95	.818	86
Red Zone Defense .....	1.00	86	.900	83
Net Punting.....	39.6	61	42.3	33
Punt Return Avg .....	7.33	68	10.0	44
Kickoff Return Avg .....	24.3	26	28.5	13
First Downs Offense .....	53	16	51	23
First Downs Defense .....	43	103	48	122
Fewest Penalties/Game .....	10.5	127	10.5	127
Fewest Pen. Yds/Game.....	86.0	121	79.0	117
Time of Possession .....	31:42	46	28:04	95

WEEK 3 DEPTH CHART

OFFENSE

Z	8	DAMON WARD JR. (5-11, 204, SR.)
	14	Kyle Koch (6-2, 194, Fr.)
Y	10	DT SHEFFIELD (5-10, 170, JR.)
	7	Dalton Carnes (5-9, 177, So.)
LT	58	MA'KYI LEE (6-7, 313, JR.)
	68	Keon Johnson (6-4, 396, R-Fr.) <u>OR</u>
	76	Desmond Magiya (6-5, 310, R-Fr.)
LG	71	LEKE ASENUGA (6-2, 315, SO.)
	54	Johnny Dickson III (6-2, 280, So.)
C	64	JETT DUNCAN (6-1, 295, SR.)
	56	Tyler Mercer (6-4, 290, Fr.)
RG	72	LANDON PETERSON (6-6, 295, SR.)
	67	Braydon Nelson (6-4, 309, Fr.)
RT	74	LARRY MOORE III (6-6, 270, SR.)
	73	Jasper Lott (6-5, 297, Jr.)
X	0	BLAIR CONWRIGHT (5-11, 185, SR.)
	11	Jeremiah Aaron (5-11, 189, Jr.)
H	22	LANDON SIDES (5-11, 191, SO.)
	27	Wyatt Young (6-0, 195, Fr.)
TE	23	OSCAR HAMMOND (6-3, 236, JR.)
	88	Xzavior Kautai (6-0, 240, So.)
QB	4	CHANDLER MORRIS (6-0, 191, JR.)
	3	Cash McCollum (6-4, 210, Fr.) <u>OR</u>
	17	Drew Mestemaker (6-4, 210, Fr.)
RB	6	IKAIKA RAGSDALE (5-11, 215, JR.) <u>OR</u>
	44	DAMASHJA HARRIS (6-2, 224, SO.)

DEFENSE

END	15	FATAFEHI VAILEA II (6-1, 302, JR.)
	95	Breylon Charles (6-3, 256, Jr.)
NOSE	10	RODERICK BROWN (5-11, 290, SR.)
	97	VJ Bronson (6-3, 309, Jr.) <u>OR</u>
	94	Jayden Williams (6-2, 281, Fr.)
LEO	9	JAKE SHIPLEY (6-3, 260, SR.) <u>OR</u>
	89	TERRELL DAWKINS (6-4, 262, SR.)
	45	Zhaiylen Scott (6-1, 236, Fr.)
SLB	36	JAYLEN SMITH (5-11, 230, SR.)
	35	JJ Jean-Louis (6-1, 225, R-Fr.)
MLB	8	JORDAN BROWN (6-1, 240, SR.)
	24	Chavez Brown (6-1, 241, Jr.)
WLB	32	ETHAN WESLOSKI (6-1, 240, SO.)
	7	Shane Whitter (6-0, 229, Sr.)
FS	2	EVAN JACKSON (5-11, 176, SO.)
	49	Kamdon McFarland (6-0, 207, So.)
BS	21	JAYDEN HILL (6-1, 205, SR.)
	25	Kollin Lewis (5-11, 193, R-Fr.)
STAR	14	JAYVEN ANDERSON (6-0, 204, SO.)
	20	Alphie Guillory Jr. (5-9, 195, Sr.)
CB	5	RIDGE TEXADA (5-8, 179, SR.)
	17	Taylor Starling (5-9, 173, R-Fr.)
CB	4	BRIAN NELSON II (6-0, 191, R-FR.)
	26	Kerry Williams II (5-11, 165, Fr.)

SPECIAL TEAMS

K	40	KALI NGUMA (5-10, 187, R-FR.)
	29	Blake Ford (6-1, 213, SO.)
P	41	SAWYER EVANS (6-3, 207, JR.)
	98	Seth Ford (6-1, 257, Jr.)
H	41	SAWYER EVANS (6-3, 207, JR.)
	98	Seth Ford (6-1, 257, Jr.)
KR	10	DT SHEFFIELD (5-10, 170, JR.)
	7	Dalton Carnes (5-9, 177, So.)
PR	10	DT SHEFFIELD (5-10, 170, JR.)
	7	Dalton Carnes (5-9, 177, So.)
LS	52	JENSON WALKER (6-3, 235, SR.)
	50	Caden Yates (6-1, 221, R-Fr.)
KOS	29	BLAKE FORD (6-1, 13, SO.)

CAREER PARTICIPATION

NAME	GP	GS	CONS
CONWRIGHT, Blair	52*	13*	2
BROWN, Jordan	49	12	10
TEXADA, Ridge	48	27	4
DUNCAN, Jett	47	27	27
YOUNG, Isheem	44*	30*	--
THOMPSON, Loronzo	44	10	--
PRICE, Juwuan	41*	11*	1
SMITH, Jaylen	41	6	2
WHITTER, Shane	41*	0	--
HILL, Jayden	40*	40*	40*
WARD JR, Damon	40	25	2
ASENUGA, Leke	39	4	2
BROWN, Roderick	39	27	10
BLAIR, Gabe	37	36	35
PETERSON, Landon	37*	11*	2
DAWKINS, Terrell	37*	8*	2
SHIPLEY, Jake	33*	2*	--
WALKER, Jenson	33*	0	--
GUILLORY, Alphie	32	1	--
RAGSDALE, Ikaika	31	10	--
VAIPULU, Paula	31*	10*	--
HENDERSON, Connor	29*	16*	16*
VAILEA, Fatafehi	27	21	3
EVANS, Sawyer	27*	0	--
KAUTAI, Xzavior	26	5	--
PORTER, Shane	26*	0	--
MORRIS, Chandler	22*	11*	2
HARRIS, Damashja	22*	2*	--
HAMMOND, Oscar	21*	10*	--
REMPERT, Nick	21*	0	--
NASH III, Harold	20*	0*	--
BRONSON, VJ	19*	6*	--
RUDER, Jace	19*	4*	--
AARON, Jeremiah	17*	0	--
WESLOSKI, Ethan	16	13	8
MOORE, Larry	16*	2	2
LOTT, Jasper	15*	0	--
JACKSON, Evan	14	4	4
CARNES, Dalton	14*	4*	--
GARNETT, CJ	14	0	--
ANDERSON, Jayven	12	4	1
SIDES, Landon	12	2	--
BROWN, Chavez	12	0	--
CHARLES, Breylon	12*	0	--
SPRUIELLS, David	11*	8*	--
DICKSON, Johnny	11*	0	--
FORD, Seth	10*	0	--
EVANS, Zach	7*	0	--
STARLING, Taylor	6	2	1
NELSON II, Brian	6	1	--
ROCQUEMORE, Richard	6	0	--
LEWIS, Kollin	5	0	--
FORD, Blake	5*	0	--
SHEFFIELD, DT	4*	2	2
BRICE, X'Avion	4*	0	--
JEAN-LOUIS, JJ	4*	0	--
LEE, Ma'Ky	2	2	2
YOUNG, Wyatt	2	1	1
MERCER, Tyler	2	1	1
MAGIYA, Desmond	2	0	--
MOORE, Matthew	2	0	--
MCGILL, Makenzie	2	0	--
NGUMA, Kali	2	0	--
HAMMONDS, Quinton	2	0	--
MCFARLAND, Kamdon	2	0	--
FANN, Blake	2	0	--
HERMAN, Darson	2	0	--
WILLIAMS, Jayden	2	0	--
ALLEN JR, BJ	2*	0	--
KOCH, Kyle	2	0	--
DUDLEY, Dallas	1	0	--
WILLIAMS II, Kerry	2	0	--
YOUNG JR., Brandon	1	0	--
ADERUNGBOYE, Victor	1	0	--
SCOTT, Zhaiylen	1	0	--
ANDERSON-DALE, Kabriel	1	0	--
LAPERI, Nathan	1	0	--
NELSON, Braydon	1	0	--
JOHNSON, Keon	1	0	--

\* includes previous institution - NCAA contests only

PRONUNCIATION GUIDE

JAYVEN Anderson	JAY-vin
Victor ADERUNGBOYE	Add-er-ung-boy
KABRIEL Anderson-Dale	Kuh-BRELL
LEKE ASENUGA	LAY-kay OSH-uh-NEW-guh
AMARION Berry	Uh-MAR-ee-on
X'AVION Brice	X-AYE-vee-on
CHAVEZ Brown	CHA-vez
BREYLYON Charles	BRAY-len
Zach DARKOCH	Dar-kotch
TERRELL Dawkins	Tuh-RELL
Hudson EMETERIO	Em-ah-tare-ee-oh
DEMERICK Gary	DIM-rick
Alphie GUILLORY	GILL-or-ee
Paul GURROLA	Guh-ROLL-uh
DAMASHJA Harris	duh-mah-jay
JJ JEAN-LOUIS	JEEN-LEWIS
XZAVIOR KAUTAI	ex-AYE-vee-YOR COW-tie
Kyle KOCH	Cook
Nathan LAPERI	La-perry

MA'KYI Lee	Muh-KYE (Like EYE)
Desmond MAGIYA	muh-GEE-yuh
KALI NGUMA	kaw-LEE UN-goo-MUH
JUWAUN Price	Juh-WAHN
IKAIKA Ragsdale	ee-ky-kuh
Richard ROCQUEMORE	Rock-UH-more
Jace RUDER	ROO-durr
JHEISON SAUNDS	JASON SAWNDS
ZHAIYLEN Scott	ZAY-len
KEIFER SIBLEY	KEE-fer SIB-lee
David SPRUIELLS	SPROOLS
Isaac SOHN	SONE (like CONE)
Drew SVOBODA	SWUH-bode-uh
Ridge TEXADA	tuh-HA-duh
LORONZO Thompson	loh-RON-zoh
FATAFEHI VAILEA	FAH-tah-FAY-hee vye-LEE-uh
PAULA VAIPULU	POW-luh vye-POO-lew
Ethan WESLOSKI	wez-LOS-kee

## UNT MEAN GREEN ROSTER

## ALPHABETICAL ROSTER

NO.	PLAYER, POS.
11	Jeremiah Aaron, WR
19	Victor Aderungboye, TE
30	BJ Allen Jr., S
14	Jayven Anderson, S
37	Kabriel Anderson-Dale, LB
47	Miguel Arenas, K
71	Leke Asenuga, OL
51	Tristan Bennett, DL
62	Amarion Berry, OL
65	Gabe Blair, OL
23	X'Avion Brice, CB
97	VJ Bronson, DL
24	Chavez Brown, LB
8	Jordan Brown, LB
10	Roderick Brown, DL
99	Dadrian Bureson, DL
7	Dalton Carnes, WR
84	Luke Carter, TE
95	Breyton Charles, DL
13	Miles Coleman, WR
0	Blair Conwright, WR
92	Javian Council, DL
38	Kendahl Crowe, CB
83	Zack Darkoch, WR
89	Terrell Dawkins, DL
56	Kaden Dees, DL
47	Harrison Dempsey, S
54	Johnny Dickson III, OL
82	Dallas Dudley, WR
64	Jett Duncan, OL
85	Conner Dunphy, WR
39	Sultan El-Amin Jr., CB
31	Hudson Emeterio, LB
41	Sawyer Evans, P
26	Zach Evans, RB
53	Blake Fann, LB
18	Mason Ferguson, WR
78	Layton Firestone, OL
29	Blake Ford, K
98	Seth Ford, P
13	Chris Gant Jr., S
34	CJ Garnett, LB
30	Ashton Gray, RB
20	Alphie Guillory Jr., S
61	Paul Gurrola, OL
23	Oscar Hammond, TE
41	Quinton Hammonds, S
44	Damashja Harris, RB
11	Connor Henderson, LB
86	Darson Herman, TE
21	Jayden Hill, S
2	Evan Jackson, S
35	JJ Jean-Louis, LB
68	Keon Johnson, OL
88	Xzavior Kautai, TE
14	Kyle Koch, WR
69	Ryan Krueger, OL
48	Jaedon Langley, DL
46	Nathan Laperi, DL
58	Ma'Ky Lee, OL
25	Kollin Lewis, CB
73	Jasper Lott, OL
76	Desmond Magiya, OL
3	Cash McCollum, QB
49	Kamdon McFarland, S
38	Makenzie McGill, RB

## NUMERICAL ROSTER

No.	Name	Pos.	Ht.	Wt.	Class	Hometown / Previous School
0	Blair Conwright	WR	5-11	185	Sr.	Lubbock, TX / TCU
1	Isheem Young	S	5-10	210	Sr.	Philadelphia, PA / Ole Miss
2	Evan Jackson	S	5-11	176	So.	Houston, TX / North Shore HS
2	Juwaun Price	RB	5-10	210	Sr.	Phoenix, AZ / Syracuse
3	Cash McCollum	QB	6-4	210	Fr.	China Spring, TX / HS
3	Jace Ruder	LB	6-2	237	Sr.	Norton, KS / North Carolina
4	Chandler Morris	QB	6-0	191	Jr.	Highland Park, TX / TCU
4	Brian Nelson II	CB	6-0	191	R-Fr.	Pearland, TX / Shadow Creek HS
5	Ridge Texada	CB	5-8	179	Sr.	Frisco, TX / McNeese State
5	Grant Tisdale	QB	6-0	226	Sr.	Allen, TX / TCU
6	Ikaika Ragsdale	RB	5-11	215	Jr.	Las Vegas, NV / Bishop Gorman HS
6	Lorenzo Thompson	CB	5-11	155	Sr.	Friendswood, TX / Clear Brook HS
7	Dalton Carnes	WR	5-9	177	So.	College Station, TX / Houston
7	Shane Whitter	LB	6-0	229	Jr.	Burlington, NC / Oklahoma
8	Jordan Brown	LB	6-1	240	Sr.	Huntsville, TX / HS
8	Damon Ward Jr.	WR	5-11	204	Sr.	Beaumont, TX / West Brook HS
9	Jake Shipley	DL	6-3	260	Sr.	Indio, CA / Oregon
10	Roderick Brown	DL	5-11	290	Sr.	Forney, TX / North Forney HS
10	DT Sheffield	WR	5-10	170	Jr.	Corinth, MS / Washington State
11	Jeremiah Aaron	WR	5-11	189	Jr.	Natchitoches, LA / West Virginia
11	Connor Henderson	LB	6-2	235	Sr.	Matthews, NC / Cornell
13	Miles Coleman	WR	5-6	159	Fr.	Austin, TX / Vandegrift HS
13	Chris Gant Jr.	S	5-10	203	Fr.	Spring, TX / Klein Collins HS
14	Jayven Anderson	S	6-0	204	So.	Houston, TX / North Shore HS
14	Kyle Koch	WR	6-2	194	Fr.	Dripping Springs, TX / HS
15	Fatafehi Vailea II	DL	6-1	302	Jr.	Oakland, CA / Desert Pines (NV) HS
15	Carson Woods	QB	6-0	184	So.	Bakersfield, CA / Bakersfield College
16	Gabe Stroud	CB	5-10	188	Fr.	Whitehouse, TX / HS
16	Tom von Grote	QB	6-3	206	Fr.	Trophy Club, TX / Byron Nelson HS
17	Drew Mestemaker	QB	6-4	210	Fr.	Austin, TX / Vandegrift HS
17	Taylor Starling	CB	5-9	173	R-Fr.	Dallas, TX / South Oak Cliff HS
18	Mason Ferguson	WR	6-0	185	Fr.	Fort Worth, TX / North Crowley HS
18	David Spruiells	S	5-8	165	So.	Dallas, TX / Northern Arizona
19	Victor Aderungboye	TE	6-3	243	Fr.	Missouri City, TX / Fort Bend Dulles HS
19	Jaden Pettway	S	6-2	201	Fr.	Rosharon, TX / Angleton HS
20	Alphie Guillory Jr.	S	5-9	195	Sr.	DeSoto, TX / HS
20	Nick Rempert	WR	6-1	192	Sr.	Batavia, IL / Tulsa
21	Jayden Hill	S	6-1	205	Sr.	Gahanna, OH / Ohio Dominican
21	Kiefer Sibley	RB	5-9	173	Fr.	Waco, TX / Connally HS
22	Landon Sides	WR	5-11	191	So.	Denton, TX / Guyer HS
22	Jaydon Smith	S	6-0	192	Fr.	Ingleside, TX / HS
23	X'Avion Brice	CB	6-1	177	So.	Arlington, TX / Texas
23	Oscar Hammond	TE	6-3	236	Jr.	Collinsville, OK / Central Oklahoma
24	Chavez Brown	LB	6-1	241	Jr.	Houma, LA / Butler CC
25	Kollin Lewis	CB	5-11	193	R-Fr.	Gladewater, TX / HS
26	Zach Evans	RB	5-9	205	So.	Rockwall, TX / Minnesota
26	Kerry Williams II	CB	5-11	165	Fr.	Dallas, TX / South Oak Cliff HS
27	Matthew Moore	LB	6-0	233	R-Fr.	Killeen, TX / Ellison HS
27	Wyatt Young	WR	6-0	195	Fr.	Katy, TX / Katy Tompkins HS
29	Blake Ford	K	6-1	213	So.	Arlington, TX / Arkansas
30	BJ Allen Jr.	S	6-0	194	So.	Aledo, TX / Texas
30	Ashton Gray	RB	6-0	204	Fr.	Marion, AR / HS
31	Hudson Emeterio	LB	6-3	227	Fr.	Argyle, TX / HS
31	Shane Porter	RB	5-10	186	Jr.	Friendswood, TX / Kansas State
32	Case Peacock	WR	6-1	188	Fr.	Ponder, TX / HS
32	Ethan Wesloski	LB	6-1	240	So.	McKinney, TX / Boyd HS
34	CJ Garnett	LB	6-0	230	Jr.	Keller, TX / Blinn College
34	Lane Stewart	WR	6-0	180	Fr.	Argyle, TX / HS
35	JJ Jean-Louis	LB	6-1	225	R-Fr.	Centerville, OH / Iowa State
36	Jaylen Smith	LB	5-11	230	Sr.	Hamilton, Ontario / St. Thomas More (CT) School
37	Kabriel Anderson-Dale	LB	5-11	205	Fr.	Harker Heights, TX / HS
38	Kendahl Crowe	CB	5-11	162	So.	Allen, TX / Wayland Baptist
38	Makenzie McGill	RB	5-9	196	R-Fr.	Mount Vernon, TX / HS
39	Sultan El-Amin Jr.	CB	5-11	169	Fr.	Dallas, TX / South Oak Cliff HS
39	Shawn Wara	RB	5-8	200	Jr.	Frisco, TX / Benedictine College
40	Kali Nguma	K	5-10	187	R-Fr.	Mission, TX / Sharyland HS
41	Sawyer Evans	P	6-3	207	Jr.	Arlington, TX / Texas Southern



# UNT MEAN GREEN ROSTER

## NUMERICAL ROSTER

No.	Name	Pos.	Ht.	Wt.	Class	Hometown / Previous School
41	Quinton Hammonds	S	6-1	217	Fr.	Allen, TX / HS
42	Harold Nash III	S	5-11	201	Sr.	West Bloomfield, MI / Memphis
44	Damashja Harris	RB	6-2	224	Jr.	Killeen, TX / Lamar University
44	Kade Sink	LB	6-1	231	R-Fr.	Friendswood, TX / Bay Area Christian
45	Zhaiylen Scott	DL	6-1	236	Fr.	Cedar Hill, TX / HS
46	Nathan Laperi	DL	6-3	248	Fr.	Plano, TX / Prestonwood Christian HS
47	Miguel Arenas	K	6-2	186	Fr.	Flower Mound, TX / HS
47	Harrison Dempsey	S	5-11	201	So.	Gainesville, TX / Oklahoma State
48	Jaedon Langley	DL	6-3	293	Fr.	Fort Worth, TX / Boswell HS
49	Kamdon McFarland	S	6-0	207	So.	Mansfield, TX / Lake Ridge HS
50	Ramon Pernas	DL	6-3	234	Fr.	Tomball, TX / HS
50	Caden Yates	LS	6-1	221	R-Fr.	Argyle, TX / HS
51	Tristan Bennett	DL	6-0	271	Fr.	Forney, TX / HS
52	Jenson Walker	LS	6-3	235	Sr.	Holly, MI / Southeast Missouri State
53	Blake Fann	LB	6-1	236	R-Fr.	Frisco, TX / Lone Star HS
54	Johnny Dickson III	OL	6-2	280	So.	Corpus Christi, TX / Virginia Tech
56	Kaden Dees	DL	6-2	223	Fr.	Cedar Park, Texas / Vista Ridge HS
56	Tyler Mercer	OL	6-4	290	Fr.	Prosper, TX / HS
57	Austin Williams	LB	5-11	239	Jr.	Irving, TX / HS
58	Ma'Ky Lee	OL	6-7	313	Jr.	Metairie, LA / Missouri
59	Christian Pettway	OL	6-6	264	Fr.	Lindale, TX / HS
60	Paula Vaipulu	OL	6-3	304	Sr.	Chanelview, TX / Georgia Tech
61	Paul Gurrola	OL	6-5	276	Fr.	Mesquite, TX / HS
62	Amarion Berry	OL	6-2	302	Fr.	Rowlett, TX / HS
64	Jett Duncan	OL	6-1	295	Sr.	The Woodlands, TX / HS
65	Gabe Blair	OL	6-2	300	Sr.	Denton, TX / Guyer HS
67	Braydon Nelson	OL	6-4	309	Fr.	Kilgore, TX / HS
68	Keon Johnson	OL	6-4	396	R-Fr.	Akron, OH / Archbishop Hoban HS
69	Ryan Krueger	OL	6-2	295	R-Fr.	Hurst, TX / LD Bell HS
70	Isaac Sohn	OL	6-5	297	R-Fr.	Aledo, TX / HS
71	Leke Asenuga	OL	6-2	315	Sr.	Houston, TX / New Mexico
72	Landon Peterson	OL	6-6	295	Sr.	Odessa TX / Texas Tech
73	Jasper Lott	OL	6-5	297	Jr.	Argyle, TX / TCU
74	Larry Moore III	OL	6-6	297	Jr.	Missouri City, TX / Texas Tech
76	Desmond Magiya	OL	6-5	310	R-Fr.	McKinney, TX / HS
78	Layton Firestone	OL	6-7	335	Fr.	Argyle, TX / HS
80	Baron Tipton	WR	6-5	194	Fr.	Coppell, TX / HS
81	Richard Rocquemore	WR	5-10	180	Jr.	Mansfield, TX / ACU
82	Dallas Dudley	WR	6-2	193	So.	Flower Mound, TX / Oklahoma
83	Zack Darkoch	WR	5-10	171	R-Fr.	Coppell, TX / HS
84	Luke Carter	TE	6-3	236	Fr.	Katy, TX / HS
85	Conner Dunphy	WR	5-10	184	Fr.	The Woodlands, TX / College Park HS
86	Darson Herman	TE	6-3	250	So.	Georgetown, TX / Houston
87	Brandon Young Jr.	TE	6-5	246	Fr.	Mansfield, TX / Mansfield Legacy HS
88	Xzavior Kautai	TE	6-0	240	Jr.	Eules, TX / Trinity HS
89	Terrell Dawkins	DL	6-4	262	Sr.	Concord, NC / South Carolina
91	Keith Smith Jr.	DL	6-2	252	R-Fr.	Dallas, TX / South Oak Cliff HS
92	Javian Council	DL	6-1	330	Fr.	Duncanville, TX / HS
93	Jheison Saunders	DL	6-5	265	Jr.	Paterson, NJ / Mercyhurst
94	Jayden Williams	DL	6-2	281	Fr.	Monroe, LA / Wossman HS
95	Breyton Charles	DL	6-3	256	Jr.	New Orleans, LA / Navarro College
96	Matthew Reed	DL	6-4	281	Fr.	Little Elm, TX / Braswell HS
97	VJ Bronson	DL	6-3	309	Jr.	Katy, TX / Arkansas State
98	Seth Ford	P	6-1	257	Jr.	Round Rock, TX / West Texas A&M
99	Dadrian Burleson	DL	6-0	307	Jr.	Dallas, TX / Texas College

## ALPHABETICAL ROSTER

NO.	PLAYER, POS.
56	Tyler Mercer, OL
17	Drew Mestemaker, QB
74	Larry Moore III, OL
27	Matthew Moore, LB
4	Chandler Morris, QB
42	Harold Nash III, S
67	Braydon Nelson, OL
4	Brian Nelson II, CB
40	Kali Nguma, K
32	Case Peacock, WR
50	Ramon Pernas, DL
72	Landon Peterson, OL
59	Christian Pettway, OL
19	Jaden Pettway, S
31	Shane Porter, RB
2	Juwuan Price, RB
6	Ikaika Ragsdale, RB
96	Matthew Reed, DL
20	Nick Rempert, WR
81	Richard Rocquemore, WR
3	Jace Ruder, LB
93	Jheison Saunders, DL
45	Zhaiylen Scott, DL
10	DT Sheffield, WR
9	Jake Shipley, DL
21	Kiefer Sibley, RB
22	Landon Sides, WR
44	Kade Sink, LB
22	Jaydon Smith, S
36	Jaylen Smith, LB
91	Keith Smith Jr., DL
70	Isaac Sohn, OL
18	David Spruiells, S
17	Taylor Starling, CB
34	Lane Stewart, WR
16	Gabe Stroud, CB
5	Ridge Texada, CB
6	Lorenzo Thompson, CB
80	Baron Tipton, WR
5	Grant Tisdale, QB
15	Fatafehi Vailea II, DL
60	Paula Vaipulu, OL
16	Tom von Grote, QB
52	Jenson Walker, LS
39	Shawn Wara, RB
8	Damon Ward Jr., WR
32	Ethan Wesloski, LB
7	Shane Whitter, LB
57	Austin Williams, LB
94	Jayden Williams, DL
26	Kerry Williams II, CB
15	Carson Woods, QB
50	Caden Yates, LS
87	Brandon Young Jr., TE
1	Isheem Young, S
27	Wyatt Young, WR

## COACHING STAFF

**Head Coach:** Eric Morris (Texas Tech, 2008)

**Assoc. HC/Special Teams Coord./Tight Ends:** Drew Svoboda (SFA, 1999)

**Defensive Coordinator:** Matt Caponi (Mt. Union, 2005)

**Offensive Coordinator/Wide Receivers:** Jordan Davis (Texas Tech, 2014)

**Run Game Coordinator/Running Backs:** Patrick Cobbs (UNT, 2005)

**Asst. Coach/Quarterbacks:** Sean Brophy (UIW, 2018)

**Asst. Coach/Offensive Line:** Cutter Leftwich (McNeese, 2020)

**Asst. Coach/Defensive Line:** Demerick Gary (SMU, 2019)

**Asst. Coach/Safeties:** Clay Jennings (UNT, 1997)

**Asst. Coach/Linebackers:** Brian Odom (Southeastern Oklahoma State, 2004)

**Asst. Coach/Cornerbacks:** D'Andre Payne (Iowa State, 2017)

UNT QUICK FACTS

Location	Denton, Texas
Founded	1890
President	Dr. Harrison Keller
Enrollment	40,796
Athletic Director	Jared Mosley
Nickname	Mean Green
Colors	Green and White
Home Field	DATCU Stadium
Capacity	30,850
Surface	Field Turf Cool Play
First Year of Football	1913
Years of Football	109
Conference	American Athletic Conference
Head Coach	Eric Morris
Overall Record	31-25 (6th Season)
Record at UNT	7-7 (3-5)
Primary Offense	Multiple
Primary Defense	3-3-5

UNT TEAM RECORD

Overall	544-541-33
FBS Overall	263-428-12
FBS Home	130-118-3
FBS Away	122-275-9
FBS Neutral	11-35
Since DIV 1-A (1995)	135-216
DATCU Stadium Record	50-28

VS. FBS CONFERENCES

The American	36-75
ACC	16-48-1
Big 12	28-75-1
Big Ten	0-3
C-USA	90-59-6
Independent	0-0
MAC	3-6
Mountain West	17-35-1
Pac 12	2-9
SEC	5-63
Sun Belt	73-67-3

CURRENT TEAM STREAKS

Wins	4
Home Wins	2
Away Wins	2
American Wins	2
American Losses	0
Losses	0
Home Losses	0
Away Losses	0
Non-conference Wins	4
Non-conference Losses	0



collegepressbox is the official media website for Division I football. Access and download game notes, quotes, statistics, media guides, headshots, logos and more for all FBS schools, conferences, postseason games, awards and the College Football Playoff. For access, please register for an account at collegepressbox.com/register.

THE LAST TIME A UNT PLAYER...

INDIVIDUAL RUSHING

Rushed for 100+ yards	142, Damashja Harris vs. SFA (9/7/24)
Had 100+ yards rushing at halftime	106, Ayo Adeyi vs. Louisiana Tech (10/15/22)
Had consecutive games w/ 100+ rush yards	Adeyi & Adaway, 2 games (11/18-11/25/23)
Had 3 consecutive games w/ 100+ rush yards	Ayo Adeyi, 3 games (9/16-10/7/23)
Had 4 consecutive games w/ 100+ rush yards	DeAndre Torrey, 4 games (10/27-11/24/18)
Had 100+ rushing yards (QB)	169, Jason Bean at MTSU (10/17/20)
Rushed for 150+ yards	179, DeAndre Torrey vs. Marshall (10/15/21)
Rushed for 200+ yards	244, DeAndre Torrey vs. Northwestern St. (9/4/21)
Rushed for 250+ yards	251, Brandin Byrd at Tulsa (11/30/13)
Rushed for 300+ yards	313, Lance Dunbar vs. MTSU (12/3/11)
Had 30+ rushing attempts	30, Jeffery Wilson at Southern Miss (9/30/17)
Had 35+ rushing attempts	40, Lance Dunbar vs. MTSU (12/3/11)
Had 40+ rushing attempts	40, Lance Dunbar vs. MTSU (12/3/11)
Rushed for 2+ TDs	2, Chandler Morris at South Alabama (8/31/24)
Rushed for 3+ TDs	3, DeAndre Torrey vs. No. 15 UTSA (11/27/21)
Rushed for 4+ TDs	4, Lance Dunbar vs. MTSU (12/3/11)
Rushed for 5+ TDs	Never
Had a 50+ yard rushing play	80, Damashja Harris vs. SFA (9/7/24)*
Had a 60+ yard rushing play	80, Damashja Harris vs. SFA (9/7/24)*
Had a 70+ yard rushing play	80, Damashja Harris vs. SFA (9/7/24)*
Had an 80+ yard rushing play	80, Damashja Harris vs. SFA (9/7/24)*
Had a 90+ yard rushing play	92, Ayo Adeyi vs. LA Tech (10/15/22)*

INDIVIDUAL PASSING

Passed for 250+ yards	322, Chandler Morris vs. SFA (9/7/24)
Passed for 300+ yards	322, Chandler Morris vs. SFA (9/7/24)
Had 300+ yards at halftime	384, Austin Aune vs. Florida International (11/5/22)
Passed for 400+ yards	415, Chandler Morris at South Alabama (8/31/24)
Passed for 500+ yards	601, Daniel Meager at SMU (9/8/07)
Passed for 600+ yards	601, Daniel Meager at SMU (9/8/07)
Passed for 3+ TDs	4, Chandler Morris vs. SFA (9/7/24)
Passed for 4+ TDs	4, Chandler Morris vs. SFA (9/7/24)
Passed for 4+ TDs in a half	4, Chandler Rogers, second half, vs. Memphis (10/28/23)
Passed for 5+ TDs	5, Chandler Rogers vs. Memphis (10/28/23)
Passed for 5+ TDs in a half	5, Austin Aune, first half vs. Florida International (11/5/22)
Passed for 6+ TDs	7, Mason Fine vs. UTEP (11/2/19)
Passed for 7+ TDs	7, Mason Fine vs. UTEP (11/2/19)
Passed for 8+ TDs	8, Giovanni Vizza vs. Navy (11/10/07)
Had 30+ completions	32, Chandler Morris at South Alabama (8/31/24)
Had 40+ completions	40, Mason Fine vs. SMU (9/1/18)
Had 40+ attempts	44, Chandler Morris vs. SFA (9/7/24)
Had 50+ attempts	53, Chandler Rogers vs. UAB (11/25/23)
Had 60+ attempts	61, Giovanni Vizza at ULM (10/18/08)
Had a 50+ yard passing play	51, Chandler Morris to DT Sheffield vs. SFA (9/7/24)*
Had a 60+ yard passing play	64, Chandler Rogers to Ja'Mori Maclin vs. Temple (10/14/23)
Had a 70+ yard passing play	80, Chandler Rogers to Ja'Mori Maclin vs. ACU (9/20/23)*
Had an 80+ yard passing play	80, Chandler Rogers to Ja'Mori Maclin vs. ACU (9/20/23)*

\* Scored a touchdown on the play

# THE LAST TIME A UNT PLAYER...

## INDIVIDUAL RECEIVING

Caught 10+ passes .....	12, Damon Ward Jr. at South Alabama (8/31/24)
Caught 11+ passes.....	12, Damon Ward Jr. at South Alabama (8/31/24)
Caught 12+ passes .....	12, Damon Ward Jr. at South Alabama (8/31/24)
Caught 15+ passes .....	15, Carlos Harris vs USM (10/18/14)
Had 100+ receiving yards.....	230, Damon Ward Jr. at South Alabama (8/31/24)
Had 100+ yards receiving at halftime .....	110, Ja'Mori Maclin vs. Abilene Christian (9/30/23)
Had 100+ yards receiving in second half .....	164, Damon Ward Jr. at South Alabama (8/31/24)
Had consecutive games w/ 100+ rec. yards.....	Roderic Burns, 2 games (9/4-9/11/2021)**
Had 3 consecutive games w/ 100+ rec. yards.....	Jaelon Darden, 3 games (11/28-12/11/20)
Had 150+ receiving yards.....	230, Damon Ward Jr. at South Alabama (8/31/24)
Had 200+ receiving yards.....	230, Damon Ward Jr. at South Alabama (8/31/24)
Had 250+ receiving yards.....	327, Casey Fitzgerald at SMU (9/8/07)
Had 300+ receiving yards.....	327, Casey Fitzgerald at SMU (9/8/07)
Had 2+ receiving TDs .....	3, DT Sheffield vs. SFA (9/7/24)
Had 3+ receiving TDs .....	3, DT Sheffield vs. SFA (9/7/24)
Had 3+ receiving TDs in a half .....	DT Sheffield vs. SFA (9/7/24)
Had 4+ receiving TDs .....	4, Jaelon Darden at UTEP (12/11/20)
Had 5+ receiving TDs .....	5, Casey Fitzgerald vs. Navy (11/10/07)
Had consecutive games w/ rec. TD .....	Landon Sides, 2 games (11/18-11/25/23)
Had 5+ consecutive games w/ rec. TD .....	Ja'Mori Maclin, 8 games (9/2-10/28/23)
Had 10+ consecutive games w/ rec. TD .....	Jaelon Darden, 10 games (11/30/19-12/11/20)
Had 100+ receiving yards (RB) .....	106, Antoine Jimmerson vs. Louisiana (10/16/12)

\* Scored a touchdown on the play | \*\* Also 100+ rec. yards to open a season

## INDIVIDUAL DEFENSE

Had 15+ tackles.....	15 (8 solo/7 assist), Jordan Brown at Tulane (10/21/23)
Had 20+ tackles.....	21 (9 solo/12 assist), Chris Hurd at Air Force (9/13/03)
Had 10+ solo tackles .....	11, KD Davis vs. Louisiana Tech (10/15/22)
Had 3+ sacks.....	3.0, Mazin Richards vs. LA Tech (10/15/22)
Had 4+ tackles for loss .....	4.0, KD Davis at Missouri (10/9/21)
Had 2+ interceptions .....	2, Ridge Texada vs. Florida Atlantic (10/1/22)
Had 3+ interceptions .....	3, Ken Fontno vs. Wichita State (11/20/71)
Returned an interception for a TD .....	58 yards by Ridge Texada vs. FAU (10/1/22)
Had 4+ pass breakups .....	4, Ridge Texada vs. Florida Atlantic (10/1/22)
Returned a fumble for a TD .....	37 yards by Grayson Murphy; 53 yards by KD Davis at Southern Miss (11/6/21)

## INDIVIDUAL SPECIAL TEAMS

Made 3+ field goals .....	3, Noah Rauschenberg vs. UAB (11/25/23)
Made 4+ field goals .....	4, Noah Rauschenberg at LA Tech (9/16/23)
Made 5+ field goals .....	4, Noah Rauschenberg at LA Tech (9/16/23)
Made a 50+ yard field goal .....	51, Ethan Mooney at Charlotte (10/26/19)
Made a 60+ yard field goal .....	61, Garrett Courtney vs. Idaho (10/31/98)
Made a GW FG with less than 1:00 remaining.....	0:00, 32 yards, Noah Rauschenberg vs. UAB (11/25/23)
Had a 60+ yard punt.....	62, Sawyer Evans vs. UAB (11/25/23)
Had a 70+ yard punt.....	70, Berna Rodriguez vs. Miami (OH) (12/23/21)
Had an 80+ yard punt.....	92, Toby Gowin vs. Vanderbilt (10/12/96)
Had a 90+ yard punt.....	92, Toby Gowin vs. Vanderbilt (10/12/96)
Returned a kickoff for a TD.....	99 yards by Kaylon Horton at UNLV (9/17/22)
Returned a punt for a TD.....	90 yards by Keegan Brewer at Arkansas (9/15/18)
Blocked a punt.....	Juwaun Price at South Alabama (8/31/24)
Blocked 2+ punts.....	vs. Old Dominion (10/28/17)
Blocked a FG.....	DeShawn Gaddie at MTSU (10/17/20)
Blocked a PAT .....	Roderick Brown vs. California (9/2/23)
Returned a blocked punt for a TD .....	0 yards, C.J. Garnett at South Alabama (8/31/24)
Returned a blocked FG for a TD .....	66 yards, Phillip Littlejohn vs. Idaho (10/4/97)

## THE LAST TIME A UNT OPPONENT...

### RUSHING OFFENSE

Rushed for 150+ yards .....	150, South Alabama (8/31/24)
Rushed for 200+ yards .....	221, UAB (11/25/23)
Rushed for 250+ yards .....	318, SMU (11/10/23)
Rushed for 300+ yards .....	318, SMU (11/10/23)
Rushed for 400+ yards .....	500, App St. (12/21/20)
Rushed for 500+ yards .....	500, App St. (12/21/20)

### PASSING OFFENSE

Passed for 300+ yards .....	432, South Alabama (8/31/24)
Passed for 400+ yards .....	432, South Alabama (8/31/24)
Passed for 500+ yards .....	563, Houston (9/10/11)

### TOTAL OFFENSE

Had 400+ yards of total offense .....	582, South Alabama (8/31/24)
Had 450+ yards of total offense .....	582, South Alabama (8/31/24)
Had 500+ yards of total offense .....	582, South Alabama (8/31/24)
Had 600+ yards of total offense .....	600, Memphis (10/28/23)

### INDIVIDUAL RUSHING

Had a player rush for 100+ yards .....	116, Jermaine Brown Jr.; 101, Lee Beebe, UAB (11/25/23)
Had 2 players rush for 100+ yards .....	116, Jermaine Brown Jr.; 101, Lee Beebe, UAB (11/25/23)
Had a player rush for 150+ yards .....	169, Blake Watson, Memphis (10/28/23)
Had a player rush for 200+ yards .....	227, Aidan Robbins, UNLV (9/17/22)
Had a player rush for 300+ yards .....	319, Camerun Peoples, App St. (12/21/20)
Had a quarterback rush for 100+ yards .....	113, Quincy Patterson, Temple (10/14/23)
Had a player rush for 2+ TDs .....	2, Jermaine Brown Jr.; 2, Lee Beebe, UAB (11/25/23)
Had a player rush for 3+ TDs .....	3, Brandon Thomas, Memphis (10/28/23)
Had a player rush for 4+ TDs .....	5, Camerun Peoples, App St. (12/21/20)
Had a player rush for 5+ TDs .....	5, Camerun Peoples, App St. (12/21/20)

### INDIVIDUAL RECEIVING

Had a player catch 10+ passes .....	10, Jamaal Pritchett at South Alabama (8/31/24)
Had a player receive 100+ yards .....	197, Jamaal Pritchett at South Alabama (8/31/24)
Had a player receive 200+ yards .....	208, Kalib Woods, FAU (12/2/17)
Had 2 players receive 100+ yards .....	166, Rashee Rice; 103, Jordan Kerley, SMU (9/3/22)
Had a player receive 3+ TDs .....	3, Blayne Taylor, Abilene Christian (9/30/23)
Had a player receive 4+ TDs .....	4, Cortland Sutton, SMU (9/9/17)

### SCORING

Scored 30+ points .....	38, South Alabama (8/31/24)
Scored 40+ points .....	42, UAB (11/25/23)
Scored 50+ points .....	58, California (9/2/23)
Scored 60+ points .....	65, SMU (9/19/20)

### MISC.

Returned a kickoff for a TD .....	100 yards by Duron Lowe, UTEP (11/2/19)
Returned a punt for a TD .....	72 yards by Demario Douglas, Liberty (10/23/21)
Returned a kickoff & punt for a TD same game .....	Houston (9/28/19)
Returned an INT for a TD .....	70 yards by Jermaine Brown, SFA (9/7/24)
Returned 2 INT for a TD .....	Jaylon Allen and Xavier Cullens, Memphis (9/24/22)
Returned a fumble for a TD .....	20 yards by Gregory Grate, Middle Tennessee (10/17/20)
Returned a blocked punt for a TD .....	0 yards by Brandon Moss, UTEP (11/26/16)
Blocked a punt .....	Avery Morris, UTSA (10/22/22)
Blocked a PAT .....	JaQues Evans, WKU (10/29/22)
Blocked a FG .....	Keny Seymour Jr., Rice (11/26/22)
Returned a blocked FG for a TD .....	62 yards by Derrick Strozier, Tulane (10/5/13)
Recorded a safety .....	TEAM, UNLV (9/17/22)
Scored a 2-point conversion .....	Pass, Amare Thomas from Jacob Zeno, UAB (11/25/23)
Recorded a shutout .....	32-0, Florida (9/17/16)



## THE LAST TIME UNT...

**SCORING**

Scored 30 or more points .....	35 vs. SFA (9/7/24)
Scored 40 or more points .....	52 at South Alabama (8/31/24)
Scored 50 or more points .....	52 at South Alabama (8/31/24)
Scored 60 or more points .....	77 vs. Nicholls State (9/20/14)
Scored 70 or more points .....	77 vs. Nicholls State (9/20/14)
Scored 40 or more points in consecutive games.....	45 vs. UAB; 52 at South Alabama (11/25/23-8/31/24)
Scored 40 or more points in 3+ consecutive games .....	4, 46 vs. SMU; 58 vs. IWU; 44 at Arkansas; 47 at Liberty (9/1-9/22/18)
Scored 40 or more points in 4+ consecutive games .....	4, 46 vs. SMU; 58 vs. IWU; 44 at Arkansas; 47 at Liberty (9/1-9/22/18)

**TOTAL OFFENSE**

Had 30+ First Downs .....	37 vs. UAB (11/25/23)
Had 35+ First Downs .....	37 vs. UAB (11/25/23)
Had more than 400 total yards .....	504 vs. SFA (9/7/24)
Had more than 450 total yards .....	504 vs. SFA (9/7/24)
Had more than 500 total yards .....	504 vs. SFA (9/7/24)
Had more than 600 total yards .....	644 vs. UAB (11/25/23)
Had more than 700 total yards .....	768 at Middle Tennessee (10/17/20)
Had a 100+ yard rusher and 100+ yard receiver .....	132, Adeyi; 113, Adaway; 118, Maclin; 100, Sides vs. UAB (11/25/23)
Had a 150+ yard rusher and 150+ yard receiver .....	169, Jason Bean; 204, Jaelon Darden at Middle Tennessee (10/17/20)
Had a 100+ yard rusher and 300+ yard passer .....	142, Harris; 322, Morris vs. SFA (9/7/24)
Had a 100+ yd. rusher, 100+ yd. receiver, 300+ yd. passer .....	132, Adeyi; 113, Adaway; 118, Maclin; 100, Sides; 403, Rogers vs. UAB (11/25/23)
Had two 100+ yd. rushers, two 100+ yd. receivers, 400+ yd. passer .....	132, Adeyi; 113, Adaway; 118, Maclin; 100, Sides; 403, Rogers vs. UAB (11/25/23)

**RUSHING OFFENSE**

Rushed for 200 or more yards .....	241 vs. UAB (11/25/23)
Rushed for 250 or more yards .....	299 at Tulsa (11/18/23)
Rushed for 300 or more yards .....	475 vs. LA Tech (10/15/22)
Rushed for 400 or more yards .....	475 vs. LA Tech (10/15/22)
Rushed for 450 or more yards .....	475 vs. LA Tech (10/15/22)
Rushed for 4+ touchdowns .....	4 vs. LA Tech (10/15/22)
Rushed for 5+ touchdowns .....	6 vs. UTSA (11/27/21)
Rushed for 6+ touchdowns .....	6 vs. UTSA (11/27/21)
Rushed for 7+ touchdowns .....	7 vs. Middle Tennessee (12/3/11)
Had 2+ players rush for 100+ yards .....	132, Ayo Adeyi; 113, Oscar Adaway vs. UAB (11/25/23)
Had 3+ players rush for 100+ yards .....	169, Bean; 143 Torrey; 101 Siggers at MTSU (10/17/20)
Had 2+ players rush for TD .....	2, Morris; 1, Ragsdale at South Alabama (8/31/24)
Had 3+ players rush for TD .....	1, Adaway; 1, Adeyi; 1, Horton; 1, Ragsdale vs. LA Tech (10/15/22)
Had 4+ players rush for TD .....	1, Adaway; 1, Adeyi; 1, Horton; 1, Ragsdale vs. LA Tech (10/15/22)
Had 2+ rush for 2+ TDs .....	3, DeAndre Torrey; 2, Ikaika Ragsdale vs. No. 15 UTSA (11/27/21)

**PASSING OFFENSE**

Passed for 300 or more yards .....	322 vs. SFA (9/7/24)
Passed for 350 or more yards .....	446 at South Alabama (8/31/24)
Passed for 400 or more yards .....	446 at South Alabama (8/31/24)
Passed for 500 or more yards .....	601 at SMU (9/8/07)
Passed for 600 or more yards .....	601 at SMU (9/8/07)
Passed for 5+ touchdowns .....	5 vs. Memphis (10/28/23)
Passed for 6+ touchdowns .....	7 vs. UTEP (11/2/19)
Passed for 7+ touchdowns .....	7 vs. UTEP (11/2/19)
Had 2 players with 100+ receiving yards .....	118, Maclin; 100, Sides vs. UAB (11/25/23)
Had 3+ players with receiving TD .....	1, Sides; 1, Smart; 1, Ward at Tulsa (11/18/23)
Had 2+ players with 2+ receiving TDs .....	3, Burns; 2, Maclin vs. Memphis (10/28/23)

# THE LAST TIME UNT...

## TEAM DEFENSE

Had 90+ tackles.....	92 (48 solo-44 assist) at UTSA (12/2/22)
Had 100+ tackles.....	103 (47 solo-56 assist) at UTSA (10/22/22)
Had 7+ sacks.....	7 vs. LA Tech (10/15/22)
Had 8+ sacks.....	13 vs. Nicholls (9/20/14)
Had 10+ tackles-for-loss.....	11 at Missouri (10/9/21)
Had 15+ tackles-for-loss.....	16 vs. Memphis (12/16/03)
Forced 4+ fumbles.....	5 vs. Northwestern State (9/4/21)
Forced 5+ fumbles.....	5 vs. Northwestern State (9/4/21)
Recovered 4+ fumbles.....	5 vs. UTEP (11/28/15)
Had 8+ pass breakups.....	8 vs. Texas Southern (9/10/22)
Had 10+ pass breakups.....	11 vs. ULM (11/2/02)
Had 3+ interceptions.....	3 vs. Temple (10/14/23)
Had 4+ interceptions.....	4 at UTEP (12/11/20)
Had 5+ interceptions.....	6 at Arkansas (9/15/18)
Forced 4+ turnovers.....	4 at SMU (9/11/21)
Forced 5+ turnovers.....	6 at Arkansas (9/15/18)
Allowed fewer than 75 total yards.....	49 vs. Lamar (11/5/83)
Allowed fewer than 100 total yards.....	95 vs. Abilene Christian (9/5/92)
Allowed fewer than 150 total yards.....	147 vs. FIU (11/22/14)
Allowed fewer than 200 total yards.....	147 vs. FIU (11/22/14)
Allowed fewer than 250 total yards.....	248 vs. SFA (9/7/24)
Allowed fewer than 300 total yards.....	248 vs. SFA (9/7/24)
Allowed 10 or Fewer First Downs.....	9 vs. SMU (9/1/18)
Returned two fumbles for a TD.....	37 yards by Grayson Murphy; 53 yards by KD Davis at Southern Miss (11/6/21)
Recorded two defensive TDs.....	37-yard fumble recovery by Grayson Murphy; 53-yard fumble recovery by KD Davis at Southern Miss (11/6/21)
Recorded a safety.....	Team safety vs. Southern Miss (11/19/16)
Recorded 2+ safeties.....	3 vs. Louisiana (9/27/03)

## SCORING DEFENSE

Allowed 0 points.....	0 vs. Troy (10/30/03)
Allowed 3 or fewer points.....	3 vs. UTSA (9/21/19)
Allowed 7 or fewer points.....	7 at FIU (11/20/21)
Allowed 10 or fewer points.....	3 vs. UTSA (9/21/19)
Allowed 20 or fewer points.....	20 vs. SFA (9/7/24)

## RUSHING DEFENSE

Allowed 0 or fewer rushing yards.....	-6 vs. Abilene Christian (9/5/92)
Allowed 20 or fewer rushing yards.....	4 vs. SMU (9/1/18)
Allowed 40 or fewer rushing yards.....	4 vs. SMU (9/1/18)
Allowed 60 or fewer rushing yards.....	58 at FIU (11/20/21)
Allowed 80 or fewer rushing yards.....	67 vs. SFA (9/7/24)
Allowed 100 or fewer rushing yards.....	67 vs. SFA (9/7/24)

## PASSING DEFENSE

Allowed 10 or fewer passing yards.....	7 vs. Abilene Christian (9/1/94)
Allowed 30 or fewer passing yards.....	27 vs. Army (11/18/17)
Allowed 50 or fewer passing yards.....	27 vs. Army (11/18/17)
Allowed 100 or fewer passing yards.....	75 at Navy (10/7/23)
Allowed 150 or fewer passing yards.....	134 vs. UTSA (11/4/23)
Allowed 200 or fewer passing yards.....	181 vs. SFA (9/7/24)

## MISCELLANEOUS TEAM

UNT wins when holding opponents to 10 points or less.....	42 consecutive, last loss at Marshall 7-0 (11/25/88)
Overcame a 14+ point deficit.....	14 vs. UAB (11/25/23)
Overcame a 17+ point deficit.....	17 at Rice (9/24/16)
Overcame a 20+ point deficit.....	23 at Cincinnati (11/1/69)
Allowed an onside kick.....	at LA Tech (9/16/23)
Recovered an onside kick.....	at Tulane (10/21/23)
Recorded a shutout.....	21-0 vs. Troy (10/30/03)
Scored a 2-point conversion.....	Pass, Landon Sides from Chandler Rogers vs. UAB (11/25/23)
Scored a game-winning touchdown with less than 1:00 remaining.....	0:10, 22-yard pass, Rico Bussey from Mason Fine vs. UTSA (10/14/17)

# BROADCAST BIOS - OFFENSE



0

## BLAIR CONWRIGHT

SR • WR • 5-11 • 185

Lubbock, TX

TCU

### CAREER GAME HIGHS

Rec.: 6 (vs. Kansas State, 2020)  
 Rec. Yds: 75 (vs. UTSA, 2023)  
 Rec. TDs: 1 (6x, last at USA, 2024)  
 Long Rec.: 47 (at Iowa State, 2021)  
 100 yd games: --  
 • 3 rec., 39 yds vs. SFA ... Caught lone target for a 25-yard TD against USA ... 52 games played total ... Surpassed 1,000 career receiving yards vs. SFA

### 2024 SEASON GAME HIGHS

Rec.: 3 (vs. SFA)  
 Rec. Yds: 39 (vs. SFA)  
 Rec. TDs: 1 (at South Alabama)  
 Long Rec.: 25 (at South Alabama)  
 100 yd games: --



3

## CASH MCCOLLUM

FR • QB • 6-4 • 210

China Spring, TX

China Spring HS

### CAREER GAME HIGHS

Comp.: --  
 Att.: --  
 Pass. Yds: --  
 Pass TDs: --  
 Rush Yds: --  
 Rush TD: --  
 • Second Team All-State QB in 2023 ... Led China Spring to state title in 2022 ... District 5-4A MVP as a junior and senior ... Passed for over 8K yds and 112 TD's

### 2024 SEASON GAME HIGHS

Comp.: --  
 Att.: --  
 Pass. Yds: --  
 Pass TDs: --  
 Rush Yds: --  
 Rush TD: --



4

## CHANDLER MORRIS

JR • QB • 6-0 • 191

Highland Park, TX

TCU

### CAREER GAME HIGHS

Comp.: 32 (at South Alabama, 2024)  
 Att.: 44 (vs. SFA, 2024)  
 Pass. Yds: 461 (vs. Baylor, 2021)  
 Pass TDs: 4 (vs. SFA, 2024)  
 Rush Yds: 70 (vs. Baylor, 2021)  
 Rush TD: 2 (at South Alabama, 2024)  
 • 415 pass yds, 5 tot. TDs at USA ... AAC Off. POTW (9/2) ... Career-high 4 TD vs. SFA ... No. 2 in FBS in Pass Yds, Pass Yds Per Gm ... No. 3 with 7 Pass TDs ... T5th w/ 11 pass plays of 20+ yds

### 2024 SEASON GAME HIGHS

Comp.: 32 (at South Alabama)  
 Att.: 44 (vs. SFA)  
 Pass. Yds: 415 (at South Alabama)  
 Pass TDs: 4 (vs. SFA)  
 Rush Yds: 17 (at South Alabama)  
 Rush TD: 2 (at South Alabama)



6

## IKAIKA RAGSDALE

JR • RB • 5-11 • 215

Las Vegas, NV

Bishop Gorman HS

### CAREER GAME HIGHS

Rushes: 21 (vs. Boise State, 2022)  
 Rush. Yds: 146 (vs. UTSA, 2021)  
 Rush. TDs: 2 (2x, last vs. UTSA, 2021)  
 Rec.: 5 (vs. Rice, 2022)  
 Rec. Yds: 59 (vs. Rice, 2022)  
 Rec. TDs: 1 (3x, last vs. Rice, 2022)

### 2024 SEASON GAME HIGHS

Rushes: 14 (at South Alabama)  
 Rush. Yds: 45 (at South Alabama)  
 Rush. TDs: 1 (at South Alabama)  
 Rec.: 3 (at South Alabama)  
 Rec. Yds: 20 (at South Alabama)  
 Rec. TDs: --  
 • 14 carries, 45 yds, 1 TD at USA ... First TD since 2022 Frisco Bowl after missing 10 games in 2023 ... Played in 31 career games ... Six career 100-yd games



7

## DALTON CARNES

SO • WR • 5-9 • 177

College Station, TX


Houston

### CAREER GAME HIGHS

Rec.: 5 (vs. Texas, 2023)  
 Rec. Yds: 68 (vs. Texas, 2023)  
 Rec. TDs: 1 (at Texas Tech, 2023)  
 Long Rec.: 41 (at Texas Tech, 2023)  
 100 yd games: --

### 2024 SEASON GAME HIGHS

Rec.: 3 (vs. SFA)  
 Rec. Yds: 24 (vs. SFA)  
 Rec. TDs: --  
 Long Rec.: 9 (vs. SFA)  
 100 yd games: --  
 • 3 rec., 24 yards vs. SFA ... 1 rec. for 1 yard in UNT debut ... Appeared in 12 games with four starts for UH in 2023 ... Caught 20 passes for 263 yds and a TD at UH



8

## DAMON WARD JR.

SR • WR • 5-11 • 204

Beaumont, TX

West Brook HS

### CAREER GAME HIGHS

Rec.: 12 (at USA, 2024)  
 Rec. Yds: 230 (at USA, 2024)  
 Rec. TDs: 2 (2x, last at USA, 2024)  
 Long Rec.: 77 (at Mizzou, 2021)  
 100 yd games: 3 (last, at USA, 2024)

### 2024 SEASON GAME HIGHS

Rec.: 12 (at South Alabama)  
 Rec. Yds: 230 (at South Alabama)  
 Rec. TDs: 2 (at South Alabama)  
 Long Rec.: 54 (at South Alabama)  
 100 yd games: 1 (at South Alabama)  
 • Ranks No. 12 in FBS in rec. yds ... Career-high 12 catches for 230 yds against USA ... 5th-most rec. yds in a game in UNT history, most since 2020 ... CAREER: 99 rec., 1,422 yds., 12 TD



10

## DT SHEFFIELD

JR • WR • 5-10 • 170

Corinth, MS

Washington State

### CAREER GAME HIGHS

Rec.: 7 (at South Alabama, 2024)  
 Rec. Yds: 74 (2x, last vs. SFA, 2024)  
 Rec. TDs: 3 (vs. SFA, 2024)  
 Long Rec.: 51 (vs. SFA, 2024)  
 100 yd games: --

### 2024 SEASON GAME HIGHS

Rec.: 7 (at South Alabama)  
 Rec. Yds: 74 (2x, last at SFA)  
 Rec. TDs: 3 (vs. SFA)  
 Long Rec.: 51 (vs. SFA)  
 100 yd games: --  
 • 6 rec., 74 yds, 3 TDs vs. SFA ... All 3 TDs came in first half ... Career-high in catches (7), receiving yds (74) in UNT debut vs. USA ... No. 4 in FBS in Rec. TD

# BROADCAST BIOS - OFFENSE



**11** **JEREMIAH AARON**  
JR • WR • 5-11 • 189

Natchitoches, LA

West Virginia

## CAREER GAME HIGHS

Rec.: 3 (2x, last at South Alabama, 2024)  
Rec. Yds: 55 (at South Alabama, 2024)  
Rec. TDs: 1 (vs. Towson, 2022)  
Long Rec.: 27 (vs. SFA, 2024)  
100 yd games: --

• 3 catches for 55 yds vs. USA in UNT debut ... Tied career high in catches, set high in receiving yards ... 12 receptions for 124 yds and TD at WVU in 2022

## 2024 SEASON GAME HIGHS

Rec.: 3 (at South Alabama)  
Rec. Yds: 55 (at South Alabama)  
Rec. TDs: --  
Long Rec.: 27 (vs. SFA)  
100 yd games: --



**17** **DREW MESTEMAKER**  
FR • QB • 6-4 • 210

Austin, TX

Vandegrift HS


## CAREER GAME HIGHS

Comp.: --  
Att.: --  
Pass. Yds: --  
Pass TDs: --  
Rush Yds: --  
Rush TD: --

• Helped lead Vandegrift to the 25-6A district title in 2023 ... 2nd TM all-district punter and HM as a safety ... Backed up Louisville QB Deuce Adams

## 2024 SEASON GAME HIGHS

Comp.: --  
Att.: --  
Pass. Yds: --  
Pass TDs: --  
Rush Yds: --  
Rush TD: --



**22** **LANDON SIDES**  
SO • WR • 5-11 • 191

Denton, TX

Guyer HS

## CAREER GAME HIGHS

Rec.: 6 (vs. UAB, 2023)  
Rec. Yds: 100 (vs. UAB, 2023)  
Rec. TDs: 2 (vs. UAB, 2023)  
Long Rec.: 39 (vs. ACU, 2023)  
100 yd games: 1 (vs. UAB)

• 3 rec. for 43 yds in season debut vs. SFA ... Finished with 30 rec., 363 yds., 4 TD in 2023 ... 6 rec., 100 yds., 2 TD vs. UAB ... 1st true freshman with 100+ yd. game since 1991

## 2024 SEASON GAME HIGHS

Rec.: 3 (vs. SFA)  
Rec. Yds: 43 (vs. SFA)  
Rec. TDs: --  
Long Rec.: 20 (vs. SFA)  
100 yd games: --



**23** **OSCAR HAMMOND**  
JR • TE • 6-3 • 236

Collinsville, OK

Central Oklahoma


## CAREER GAME HIGHS

Rec.: 7 (vs. Nebraska-Kearney, 2023)  
Rec. Yds: 148 (vs. Fort Hays St, 2022)  
Rec. TDs: 1 (6x, last vs. SFA, 2024)  
Long Rec.: 80 (vs. Fort Hays St, 2022)  
100 yd games: 1 (vs. Fort Hays St, 2022)

• Caught first TD at UNT vs. SFA ... Four receptions for 69 yds vs. SFA ... 2 catches, 15 yds in first Div. I start against USA ... 2023 at UCO: 33 rec., 463 yds, 4 TD

## 2024 SEASON GAME HIGHS

Rec.: 4 (vs. SFA)  
Rec. Yds: 69 (vs. SFA)  
Rec. TDs: 1 (vs. SFA)  
Long Rec.: 38 (vs. SFA)  
100 yd games: --



**27** **WYATT YOUNG**  
FR • WR • 6-0 • 195

Katy, TX

Tompkins HS

## CAREER GAME HIGHS

Rec.: 3 (vs. SFA, 2024)  
Rec. Yds: 25 (vs. SFA, 2024)  
Rec. TDs: --  
Long Rec.: 18 (vs. SFA, 2024)  
100 yd games: --

• 3 rec., 25 yds in first start vs. SFA ... 2 rec., 19 yds vs. USA in collegiate debut ... Three-star prospect by 247 ... First Team All-State as an All-Purpose player

## 2024 SEASON GAME HIGHS

Rec.: 3 (vs. SFA)  
Rec. Yds: 25 (vs. SFA)  
Rec. TDs: --  
Long Rec.: 18 (vs. SFA)  
100 yd games: --



**44** **DAMASHJA HARRIS**  
JR • RB • 6-2 • 224

Killeen, TX

Lamar

## CAREER GAME HIGHS

Rushes: 16 (vs. McNeese, 2023)  
Rush. Yds: 142 (vs. SFA, 2024)  
Rush. TDs: 2 (vs. McNeese, 2023)  
Rec.: 2 (at Nicholls, 2023)  
Rec. Yds: 33 (at Nicholls, 2023)  
Rec. TDs: --

• Career-high 142 yds vs. SFA ... Broke off 81 yard TD in 4th qtr ... Rushed 6 times for 29 yds in UNT debut ... 65 rushes for 299 yds, 3 TDs in 2023 at Lamar

## 2024 SEASON GAME HIGHS

Rushes: 10 (vs. SFA)  
Rush. Yds: 142 (vs. SFA)  
Rush. TDs: 1 (vs. SFA)  
Rec.: --  
Rec. Yds: --  
Rec. TDs: --



**88** **XZAVIOR KAUTAI**  
JR • TE • 6-0 • 240

Eules, TX

Trinity HS

## CAREER GAME HIGHS

Rec.: 3 (vs. ACU, 2023)  
Rec. Yds: 12 (vs. California, 2023)  
Rec. TDs: 1 (2x, last vs. UAB, 2023)  
Long Rec.: 12 (vs. California, 2023)  
100 yd games: --

• Appeared in both games this season ... Played 12 games w/ 5 starts in '23... Finished with 7 rec., 42 yds., 2 TD ... recorded first career catch with 12-yard TD vs. Cal

## 2024 SEASON GAME HIGHS

Rec.: --  
Rec. Yds: --  
Rec. TDs: --  
Long Rec.: --  
100 yd games: --




# BROADCAST BIOS - DEFENSE

	<b>2</b> <b><u>EVAN JACKSON</u></b> <b>SO • DB • 5-11 • 176</b> <b>Houston, TX</b> <b>North Shore HS</b>	<b>CAREER GAME HIGHS</b> Tackles: 11 (vs. UTSA, 2023) TFLS: -- INT: 1 (vs. ACU, 2023) FR: -- PBU: 1 (4x, last at South Alabama, 2024) • 8 tackles, 6 solo vs. SFA ... 5 tackles, PBU, QBH against USA ... Played in all 12 gms w/ 2 starts in '23 ... 27 total tackles, 20 solo as true freshman in 2023	<b>2024 SEASON GAME HIGHS</b> Tackles: 8 (vs. SFA) TFLS: -- INT: -- FR: -- PBU: 1 (at South Alabama)
	<b>4</b> <b><u>BRIAN NELSON II</u></b> <b>R-FR • DB • 6-0 • 191</b> <b>Pearland, TX</b> <b>Shadow Creek HS</b>	<b>CAREER GAME HIGHS</b> Tackles: 4 (at SMU, 2023) Solo Tackles: 3 (at SMU, 2023) TFLS: -- INT: -- PBU: 3 (at Tulsa, 2023) • Made first career start against USA ... 5 PBUs in 6 career games ... Appeared in four games while redshirting in 2023 ... 3 PBU at Tulsa in '23	<b>2024 SEASON GAME HIGHS</b> Tackles: 1 (2x, last vs. SFA) Solo Tackles: 1 (at South Alabama) TFLS: -- INT: -- PBU: 1 (2x, last vs. SFA)
	<b>5</b> <b><u>RIDGE TEXADA</u></b> <b>SR • DB • 5-8 • 179</b> <b>Frisco, TX</b> <b>McNeese</b>	<b>CAREER GAME HIGHS</b> Tackles: 7 (at Rice, 2021) TFLS: 1.0 (6x, last at SMU, 2023) INT: 2 (vs. FAU, 2022) Sacks: -- PBU: 4 (vs. FAU, 2022) • 2 PBU, INT vs. SFA ... 5 career interceptions ... Program record holder with 27 career PBUs and 32 PDF (INT+PBU) ... Recorded 34 tackles, 3.0 TFL, 1 INT, 7 PBU, 2 QBH in 2023	<b>2024 SEASON GAME HIGHS</b> Tackles: 2 (2x, last vs. SFA) TFLS: -- INT: 1 (vs. SFA) Sacks: -- PBU: 2 (vs. SFA)
	<b>7</b> <b><u>SHANE WHITTER</u></b> <b>JR • LB • 6-0 • 229</b> <b>Burlington, NC</b> <b>Oklahoma</b>	<b>CAREER GAME HIGHS</b> Tackles: 5 (vs. Kansas, 2020) Solo Tackles: 2 (7x, last vs. Iowa St, 2023) TFLS: 1.5 (vs. West Virginia, 2021) Sacks: -- FR: 1 (vs. Western Carolina, 2021) • Made solo stop in his UNT debut vs. South Alabama ... 39 career games at OU ... Played in all 13 games in '23, primarily on special teams	<b>2024 SEASON GAME HIGHS</b> Tackles: 2 (vs. SFA) Solo Tackles: 1 (2x, last at SFA) TFLS: -- Sacks: -- FR: --
	<b>8</b> <b><u>JORDAN BROWN</u></b> <b>SR • LB • 6-1 • 240</b> <b>Huntsville, TX</b> <b>Huntsville HS</b>	<b>CAREER GAME HIGHS</b> Tackles: 15 (at Tulane, 2023) Solo Tackles: 8 (at Tulane, 2023) TFLS: 2.0 (2x, last at SMU, 2023) FF: 1 (vs. Northwestern State, 2021) Sacks: 2.0 (at SMU, 2023) • Led team with 9 tkls vs. SFA ... 2nd on team with 15 tkls this season ... 49 games played at UNT ... 176 career tackles ... TM high 83 tackles in 2023 ... 3rd TM All-AAC	<b>2024 SEASON GAME HIGHS</b> Tackles: 9 (vs. SFA) Solo Tackles: 2 (2x, last vs. SFA) TFLS: -- FF: -- Sacks: --
	<b>9</b> <b><u>JAKE SHIPLEY</u></b> <b>SR • DL • 6-3 • 260</b> <b>Indio, CA</b> <b>Oregon</b>	<b>CAREER GAME HIGHS</b> Tackles: 3 (vs. Stony Brook, 2021) TFLS: 1.0 (at Stanford, 2023) Sacks: -- FF: -- QBH: 2 (vs. North Carolina, 2022) • 2 tackles, 0.5 TFL vs. SFA ... Made UNT debut against South Alabama ... 31 appearances at Oregon ... 7 tackles, 1.5 TFLs and a QBH in 2023	<b>2024 SEASON GAME HIGHS</b> Tackles: 2 (vs. SFA) TFLS: 0.5 (vs. SFA) Sacks: -- FF: -- QBH: --
	<b>10</b> <b><u>RODERICK BROWN</u></b> <b>SR • DL • 5-11 • 290</b> <b>Forney, TX</b> <b>North Forney HS</b>	<b>CAREER GAME HIGHS</b> Tackles: 8 (at UTSA, 2022) TFLS: 2.5 (vs. LA Tech, 2022) Sacks: 2.5 (vs. LA Tech, 2022) FF: 1 (2x, last at So Miss, 2021) QBH: 3 (at LA Tech, 2023) • 3 tackles, incl. 2 sacks vs. USA ... Second career multi-sack game ... Recorded first sack since Oct. 15, 2022 ... 40 tackles, 3.5 TFLs, 6 QBH in 2023 ... 106 tackles in 39 career gms	<b>2024 SEASON GAME HIGHS</b> Tackles: 3 (at South Alabama) TFLS: 2.0 (at South Alabama) Sacks: 2.0 (at South Alabama) FF: -- QBH: --

# BROADCAST BIOS - DEFENSE

	<b>14</b> <u>JAYVEN ANDERSON</u> <b>SO • DB • 6-0 • 204</b> <b>Houston, TX</b> <b>North Shore HS</b>	<b>CAREER GAME HIGHS</b> Tackles: 9 (2x, last at SMU, 2023) Solo Tackles: 7 (vs. Memphis, 2023) INT: -- PBU: 1 (vs. SFA, 2024) QBH: 1 (vs. UAB, 2023) • 3 tackles, first career PBU in first start of 2024 vs. SFA ... Started 3 games over 10 played in '23 ... 30 tackles and a QBH as a frosh ... 6+ tackles in 4 of final 5 gms of 2023
	<b>15</b> <u>FATAFEHI VAILEA II</u> <b>JR • DL • 6-1 • 302</b> <b>Oakland, CA</b> <b>Desert Pines (NV) HS</b>	<b>CAREER GAME HIGHS</b> Tackles: 7 (at Navy, 2023) TFLS: 1.0 (at UTEP, 2022) Sacks: 0.5 (2x, last at Navy, 2022) FF: 1 (at UTEP, 2022) QBH: 1 (at UTEP, 2022) • Season high 3 tackles vs. SFA ... 27 career appearances, 21 starts ... 73 tackles, 2.0 TFL, 1.0 sacks, 1 FF in career... 25 tackles, 0.5 sacks in 11 games in '23
	<b>17</b> <u>TAYLOR STARLING</u> <b>R-FR • DB • 5-9 • 173</b> <b>Dallas, TX</b> <b>South Oak Cliff HS</b>	<b>CAREER GAME HIGHS</b> Tackles: 6 (at South Alabama, 2024) TFLS: 1.0 (vs. UAB, 2023) INT: -- PBU: 1 (vs. SFA, 2024) QBH: -- • Career-high 6 tackles, against South Alabama ... Recorded first PBU in first start of 2024 vs. SFA ... Played in four games w/ one start against ACU in 2023
	<b>20</b> <u>ALPHIE GUILLORY JR.</u> <b>SR • DB • 5-9 • 195</b> <b>Desoto, TX</b> <b>Desoto HS</b>	<b>CAREER GAME HIGHS</b> Tackles: 3 (2x, last vs. Rice, 2022) TFLS: -- INT: -- PBU: -- QBH: -- • Made first career start against South Alabama ... Played in 32 games at UNT ... Primarily a special teams player last three seasons ... 14 career tackles
	<b>21</b> <u>JAYDEN HILL</u> <b>SR • DB • 6-1 • 205</b> <b>Gahanna, OH</b> <b>Ohio Dominican</b>	<b>CAREER GAME HIGHS</b> Tackles: 15 (at Tiffin, 2022) TFLS: 1.5 (vs. Walsh, 2021) INT: 1 (2x, last at Northwood, 2022) FF: 1 (2x, last at Thomas Moore, 2023) PBU: 2 (4x, last vs. Findlay, 2022) • Team leader in tackles (17) ... Led UNT with 9 tackles in season opener ... 40 consecutive starts between UNT and ODU ... 250 tackles, 6.5 TFLs, 2 INTs, 23 PBU's at ODU
	<b>32</b> <u>ETHAN WESLOSKI</u> <b>SO • LB • 6-1 • 240</b> <b>McKinney, TX</b> <b>Boyd HS</b>	<b>CAREER GAME HIGHS</b> Tackles: 9 (vs. Memphis, 2023) TFLS: 2.0 (2x, last at Tulsa, 2023) FF: 1 (at FIU, 2023) Sacks: 1.0 (2x, last at Tulsa, 2023) QBH: 1 (3x, last at USA, 2024) • 4 tackles, QBH vs. USA ... Appeared in 12 games w/ 11 starts in 2023 ... 3rd on team w/ 63 tackles in 2023 ... 9 tackles, 0.5 sacks, 1.5 TFL vs. Memphis
	<b>36</b> <u>JAYLEN SMITH</u> <b>SR • LB • 5-11 • 230</b> <b>Hamilton, Ontario</b> <b>St. Thomas More</b>	<b>CAREER GAME HIGHS</b> Tackles: 9 (vs. California, 2023) TFLS: 1.5 (vs. California, 2023) FF: 1 (vs. California, 2023) INT: 1 (at FIU, 2023) QBH: 5 (vs. SFA, 2024) • 8 tackles, 0.5 TFL, career high 5 QBH vs. SFA ... 4 tackles, QBH vs. USA ... Played in 41 games with 6 starts ... 25 tackles, 3.0 TFLs in 2023



89

**TERRELL DAWKINS**

SR • DL • 6-4 • 262

Concord, NC

South Carolina

**CAREER GAME HIGHS**

Tackles: 9 (vs. Duke, 2020)  
 TFLS: 2.0 (2x, last vs. Florida St, 2020)  
 FF: 1 (2x, last vs. Florida St, 2020)  
 Sacks: 1.0 (5x, last vs. SFA, 2024)  
 QBH: 5 (vs. SFA, 2024)

• Recorded first sack since 2020 against SFA ... Also had 5 QBH vs. SFA ... 3 tackles, 2 QBH in UNT debut ... Played in 30 games w/ six starts at SC and NC State

**2024 SEASON GAME HIGHS**

Tackles: 3 (at South Alabama)  
 TFLS: 1.0 (vs. SFA)  
 FF: --  
 Sacks: 1.0 (vs. SFA)  
 QBH: 5 (vs. SFA)



95

**BREYLON CHARLES**

JR • DL • 6-3 • 256

New Orleans, LA

Navarro JC

**CAREER GAME HIGHS**

Tackles: 3 (at New Mexico St, 2022)  
 TFLS: 0.5 (2x, last at USA, 2024)  
 QBH: 1 (at UTSA, 2021)  
 FR: 1 (2x, last vs. SE Louisiana, 2022)  
 Sacks: 0.5 (at New Mexico St, 2022)

• 2 tackles, 0.5 TFL in UNT debut vs. South Alabama ... Transferred to Navarro JC from Lamar ... JUCO 2nd TM AA in '23

**2023 SEASON GAME HIGHS**

Tackles: 2 (at South Alabama)  
 TFLS: 0.5 (at South Alabama)  
 FF: --  
 FR: --  
 Sacks: --

**BROADCAST BIOS - SPECIALISTS**

10

**DT SHEFFIELD**

JR • PR • 5-10 • 170

Corinth, MS

Washington State

**CAREER GAME HIGHS**

Kick Ret. Yds: --  
 Kick Ret.: --  
 Long Kick Ret.: --  
 Punt Ret. Yds.: 31 (at Colorado St, 2023)  
 Punt Ret.: 3 (at Colorado St, 2023)  
 Long Punt Ret.: 20 (at Colorado St, 2023)

• Gained 24 yards on 2 punt returns against South Alabama ... 2023: Returned three punts for 31 yards in WSU season opener against Colorado St

**2024 SEASON GAME HIGHS**

Kick Ret. Yds: --  
 Kick Ret.: --  
 Long Kick Ret.: --  
 Punt Ret. Yds.: 24 (at South Alabama)  
 Punt Ret.: 2 (at South Alabama)  
 Long Punt Ret.: 18 (at South Alabama)



29

**BLAKE FORD**

SO • K • 6-1 • 213

Arlington, TX

Arkansas

**CAREER GAME HIGHS**

FG's Made: --  
 FG's Att.: --  
 Long FG: --  
 PAT Made: --  
 PAT Att.: --

• Made UNT debut against USA ... 13 touchbacks on 15 kickoffs ... Played in three games in 2023 at ARK ... Served as the Razorbacks' inside kick specialist

**2024 SEASON GAME HIGHS**

FG's Made: --  
 FG's Att.: --  
 Long FG: --  
 PAT Made: --  
 PAT Att.: --



40

**KALI NGUMA**

R-FR • K • 5-10 • 187

Mission, TX

Sharyland HS

**CAREER GAME HIGHS**

FG's Made: 1 (at South Alabama, 2024)  
 FG's Att.: 2 (at South Alabama, 2024)  
 Long FG: 30 (at South Alabama, 2024)  
 PAT Made: 7 (at South Alabama, 2024)  
 PAT Att.: 7 (at South Alabama, 2024)

• Went 1-2 on FGA in debut vs. South Alabama ... Made first career FG of 30 yds ... 12-12 on PAT attempts this season ... DNP while redshirting in 2023

**2024 SEASON GAME HIGHS**

FG's Made: 1 (at South Alabama)  
 FG's Att.: 2 (at South Alabama)  
 Long FG: 30 (at South Alabama)  
 PAT Made: 7 (at South Alabama)  
 PAT Att.: 7 (at South Alabama)



41

**SAWYER EVANS**

JR • P • 6-3 • 206

Arlington, TX

Texas Southern

**CAREER GAME HIGHS**

Punts: 8 (at Jackson State, 2021)  
 Long Punt: 64 (at LA Tech, 2023)  
 Inside 20: 3 (2x, last at Tulsa, 2023)  
 50+ yards: 2 (2x, last at Navy, 2023)

• Punted once for 51 yds in season opener ... 2nd TM All-AAC by Phil Steele in 2023 ... 6th in AAC with 43.3 yards per punt in '23

**2024 SEASON GAME HIGHS**

Punts: 6 (vs. SFA)  
 Long Punt: 51 (at South Alabama)  
 Inside 20: 1 (2x, last vs. SFA)  
 50+ yards: 1 (2x, last vs. SFA)



44

**DAMASHJA HARRIS**

JR • KR • 6-2 • 224

Killeen, TX

Lamar

**CAREER GAME HIGHS**

Kick Ret. Yds: 144 (at Nicholls, 2023)  
 Kick Ret.: 6 (at Nicholls, 2023)  
 Long KR: 100 (vs. HCU, 2022)  
 Punt Ret. Yds.: --  
 Punt Ret.: --  
 Long Punt Ret.: --

• Returned one KO for 24 yards vs. SFA after Price inj. ... 2023 Dave Campbell's All-Texas Team Specialist of the Year (non-FBS) ... 1st TM All-Southland as a KR ... 2 career KR TDs

**2024 SEASON GAME HIGHS**

Kick Ret. Yds: 24 (vs. SFA)  
 Kick Ret.: 1 (vs. SFA)  
 Long Kick Ret.: 24 (vs. SFA)  
 Punt Ret. Yds.: --  
 Punt Ret.: --  
 Long Punt Ret.: --

# UNT FOOTBALL 2024

OVERALL: 2-0 (HOME 1-0, ROAD 1-0, NEUTRAL 0-0) | AAC: 0-0 (HOME 0-0, ROAD 0-0, NEUTRAL 0-0)

## Team Results

	Date	Opponent		Score	Att.
	08/31/2024	at South Alabama	W	52-38	15559
	09/07/2024	SFA	W	35-20	23510

## Rushing

Player	gp	att	gain	loss	net	avg	td	lg	avg/g
Damashja Harris	2	16	171	0	171	10.7	1	80	85.5
Juwaun Price	2	14	66	2	64	4.6	0	18	32.0
Ikaika Ragsdale	2	22	59	1	58	2.6	1	8	29.0
Chandler Morris	2	10	30	20	10	1.0	2	7	5.0
Team	2	5	0	17	-17	-3.4	0	0	-8.5
Total	2	67	326	40	286	4.3	4	80	143.0
Opponents	2	64	253	36	217	3.4	2	14	108.5

## Passing

Player	gp	effic	comp-att-int	pct	yds	td	lg	avg/g
Chandler Morris	2	161.2	58-85-3	68.2	737	7	54	368.5
Wyatt Young	2	360.4	1-1-0	100.0	31	0	31	15.5
Total	2	163.5	59-86-3	68.6	768	7	54	384.0
Opponents	2	123.5	46-88-1	52.3	613	4	52	306.5

## Receiving

Player	gp	no.	yds	avg	td	lg	avg/g
Damon Ward Jr.	2	13	246	18.9	2	54	123.0
DT Sheffield	2	13	148	11.4	3	51	74.0
Oscar Hammond	2	6	84	14.0	1	38	42.0
Wyatt Young	2	5	44	8.8	0	18	22.0
Blair Conwright	2	4	64	16.0	1	25	32.0
Ikaika Ragsdale	2	4	13	3.3	0	17	6.5
Jeremiah Aaron	2	4	82	20.5	0	27	41.0
Dalton Carnes	2	4	25	6.3	0	9	12.5
Landon Sides	1	3	43	14.3	0	20	43.0
Juwaun Price	2	2	14	7.0	0	12	7.0
Kyle Koch	1	1	5	5.0	0	5	5.0
Total	2	59	768	13.0	7	54	384.0
Opponents	2	46	613	13.3	4	52	306.5

## Game Records

Record	Overall	Home	Away	Neutral
ALL GAMES	2-0	1-0	1-0	0-0
CONFERENCE	0-0	0-0	0-0	0-0
NON-CONFERENCE	2-0	1-0	1-0	0-0

## Team Statistics

	UNT	OPP
First Downs	53	43
Rushing	7	14
Passing	39	26
Penalty	7	3
Rushing Yardage	286	217
Rushing attempts	67	64
Average per rush	4.3	3.4
Average per game	143.0	108.5
TDs Rushing	4	2
Passing Yardage	768	613
Comp-Att-Int	59-86-3	46-88-1
Average per pass	8.9	7.0
Average per catch	13.0	13.3
Average per game	384.0	306.5
TDs Passing	7	4
Total offense	1054	830
Average per play	6.9	5.5
Average per game	527.0	415.0
Kick returns: #-Yards	9-219	1-19
Punt returns: #-Yards	3-22	0-0
Int returns: #-Yards	1-0	3-117
Fumbles-Lost	1-1	0-0
Penalties-Yards	21-172	16-159
Punts-Avg	7-39.6	9-37.1
Time of possession / game	31:42	28:18
3rd-down conversion	11/26	9/31
4rd-down conversion	2/3	3/9
PAT-attempts	(12-12) 100%	(4-4) 100%
2-point conversion-attempts	(0-0) 0%	(0-3) 0%

## Interceptions

Player	no.	yds	avg	td	lg
Ridge Texada	1	0	0.0	0	0
Total	1	0	0.0	0	0
Opponents	3	117	39.0	1	70



# UNT FOOTBALL 2024

OVERALL: 2-0 (HOME 1-0, ROAD 1-0, NEUTRAL 0-0) | AAC: 0-0 (HOME 0-0, ROAD 0-0, NEUTRAL 0-0)



2024-25 North Texas Football  
Combined Team Statistics  
All games

Page 2/3  
as of Sep 08, 2024

Field Goals

Player	fg	pct.	01-19	20-29	30-39	40-49	50-99	lg	blk
Kali Nguma	1-2	50.0	0-0	0-0	1-1	0-1	0-0	30	0
Opponents	4-4	100.0	0-0	1-1	2-2	1-1	0-0	40	0

Scoring

Player	td	fg	PAT					dxdp	saf	pts
			kick	rush	rcv	pass				
DT Sheffield	3	-	-	-	-	-	-	-	-	18
Kali Nguma	-	1-2	12-12	-	-	-	-	-	-	15
Damon Ward Jr.	2	-	-	-	-	-	-	-	-	12
Chandler Morris	2	-	-	-	-	-	-	-	-	12
Blair Conwright	1	-	-	-	-	-	-	-	-	6
Ikaika Ragsdale	1	-	-	-	-	-	-	-	-	6
Damashja Harris	1	-	-	-	-	-	-	-	-	6
Oscar Hammond	1	-	-	-	-	-	-	-	-	6
C.J. Garnett	1	-	-	-	-	-	-	-	-	6
Total	12	1-2	12-12	0	0	0	0	0	0	87
Opponents	7	4-4	4-4	0	0	0	0	0	0	58

Score by Periods

Team	1st	2nd	3rd	4th	OT	TOT
North Texas	21	14	35	17	0	87
Opponents	13	23	10	12	0	58

Punting

Player	no.	yds	avg	lg	tb	fc	i20	50+	blk
Sawyer Evans	7	277	39.6	51	0	5	2	2	0
Total	7	277	39.6	51	0	5	2	2	0
Opponents	9	334	37.1	50	0	5	2	1	1

Punt Returns

Player	no.	yds	avg	td	lg
DT Sheffield	3	22	7.3	0	18
Total	3	22	7.3	1	18
Opponents	0	0	0.0	0	0

Kick Returns

Player	no.	yds	avg	td	lg
Juwaun Price	7	185	26.4	0	50
Damashja Harris	1	24	24.0	0	24
Oscar Hammond	1	10	10.0	0	10
Total	9	219	24.3	0	50
Opponents	1	19	19.0	0	19

All Purpose

Player	g	rush	rcv	pr	kr	ir	total	avg/g
Juwaun Price	2	64	14	0	185	0	263	131.5
Damon Ward Jr.	2	0	246	0	0	0	246	123.0
Damashja Harris	2	171	0	0	24	0	195	97.5
DT Sheffield	2	0	148	22	0	0	170	85.0
Oscar Hammond	2	0	84	0	10	0	94	47.0
Jeremiah Aaron	2	0	82	0	0	0	82	41.0
Ikaika Ragsdale	2	58	13	0	0	0	71	35.5
Blair Conwright	2	0	64	0	0	0	64	32.0
Wyatt Young	2	0	44	0	0	0	44	22.0
Landon Sides	1	0	43	0	0	0	43	43.0
Dalton Carnes	2	0	25	0	0	0	25	12.5
Chandler Morris	2	10	0	0	0	0	10	5.0
Kyle Koch	1	0	5	0	0	0	5	5.0
Total	2	286	768	22	219	0	1295	647.5
Opponents	2	217	613	0	19	117	966	483.0

Total Offense

Player	g	plays	rush	pass	total	avg/g
Chandler Morris	2	95	10	737	747	373.5
Damashja Harris	2	16	171	0	171	85.5
Juwaun Price	2	14	64	0	64	32.0
Ikaika Ragsdale	2	22	58	0	58	29.0
Wyatt Young	2	1	0	31	31	15.5
Total	2	153	286	768	1054	527.0
Opponents	2	152	217	613	830	415.0

# UNT FOOTBALL 2024

OVERALL: 2-0 (HOME 1-0, ROAD 1-0, NEUTRAL 0-0) | AAC: 0-0 (HOME 0-0, ROAD 0-0, NEUTRAL 0-0)

## Team Defense

			Tackles				Sacks	Pass defense			Fumbles		blkd	
##	Player	gp	ua	a	tot	tfl/yds	no-yds	int-yds	brup	qbh	fr-yds	ff	kick	saf
21	Jayden Hill	2	8	9	17	.	.	.	.	1	.	.	.	.
8	Jordan Brown	2	4	11	15	.	.	.	.	2	.	.	.	.
2	Evan Jackson	2	11	2	13	.	.	.	1	1	.	.	.	.
36	Jaylen Smith	2	3	9	12	0.5-1	.	.	.	6	.	.	.	.
32	Ethan Wesloski	2	1	7	8	.	.	.	.	1	.	.	.	.
17	Taylor Starling	2	3	3	6	0.5-0	.	.	1	.	.	.	.	.
89	Terrell Dawkins	2	1	4	5	1-10	1-10	.	.	7	.	.	.	.
14	Jayven Anderson	2	5	.	5	.	.	.	1	.	.	.	.	.
5	Ridge Texada	2	2	2	4	.	.	1-0	3	.	.	.	.	.
97	VJ Bronson	2	2	2	4	.	.	.	.	.	.	.	.	.
15	Fatafehi Vailea	2	2	2	4	.	.	.	.	.	.	.	.	.
10	Roderick Brown	2	2	2	4	2-10	2-10	.	.	.	.	.	.	.
49	Kamdon McFarland	2	.	4	4	.	.	.	.	.	.	.	.	.
7	Shane Whitter	2	2	1	3	.	.	.	.	1	.	.	.	.
95	Breyton Charles	2	1	2	3	0.5-1	.	.	.	.	.	.	.	.
20	Alphie Guillory Jr.	2	.	2	2	.	.	.	.	.	.	.	.	.
9	Jake Shipley	2	1	1	2	0.5-2	.	.	.	.	.	.	.	.
24	Chavez Brown	2	1	1	2	1-9	1-9	.	.	.	.	.	.	.
4	Brian Nelson II	2	2	.	2	.	.	.	2	.	.	.	.	.
94	Jayden Williams	2	.	2	2	.	.	.	.	.	.	.	.	.
26	Kerry Williams II	1	2	.	2	.	.	.	.	.	.	.	.	.
4	Chandler Morris	2	1	.	1	.	.	.	.	.	.	.	.	.
34	C.J. Garnett	2	1	.	1	.	.	.	.	.	.	.	.	.
25	Kollin Lewis	2	1	.	1	.	.	.	.	.	.	.	.	.
41	Quinton Hammonds	2	1	.	1	.	.	.	.	.	.	.	.	.
46	Nathan Laperi	1	.	1	1	.	.	.	.	.	.	.	.	.
45	Zhaiylen Scott	1	.	1	1	.	.	.	.	1	.	.	.	.
	Totals	2	57	68	125	6-33	4-29	1-0	8	20	0-0	0	1	0
	Opponents	2	65	80	145	11-40	3-20	3-117	5	7	1-0	0	0	0

# UNT FOOTBALL 2024

OVERALL: 2-0 (HOME 1-0, ROAD 1-0, NEUTRAL 0-0) | AAC: 0-0 (HOME 0-0, ROAD 0-0, NEUTRAL 0-0)

## 25-YARD PLUS PLAYS

Yds	Type	Player(s)	Opponent
80*	Rush	Harris,Damashja	SFA
54*	Pass	Ward Jr.,Damon from Morris,Chandler	South Alabama
51*	Pass	Sheffield,DT from Morris,Chandler	SFA
50	KR	Price,Juwaun	SFA
38	Pass	Hammond,Oscar from Morris,Chandler	SFA
38	KR	Price,Juwaun	South Alabama
31	Pass	Ward Jr.,Damon from Young,Wyatt	South Alabama
28*	Pass	Sheffield,DT from Morris,Chandler	SFA
27	Pass	Aaron,Jeremiah from Morris,Chandler	SFA
26	Pass	Aaron,Jeremiah from Morris,Chandler	South Alabama
25*	Pass	Conwright,Blair from Morris,Chandler	South Alabama
25	Pass	Ward Jr.,Damon from Morris,Chandler	South Alabama

\* touchdown scored on play

## LONG PLAYS BY THE NUMBERS

Long Plays By Yards	No.	TD
100+	0	0
90-99	0	0
80-89	1	1
70-79	0	0
60-69	0	0
50-59	3	2
40-49	0	0
30-39	3	0
20-29	12	2

Long Plays By Type	No.	TD
Rushing	1	1
Passing	12	4
Punt returns	0	0
Kick returns	6	0
Interceptions	0	0
Fumble returns	0	0
Other	0	0
TOTAL	19	5

## 25-YARD PLUS BY PLAYER

Player	No.	TD	R	P	KR	PR	IR	FR
Price,Juwaun	5	0	0	0	5	0	0	0
Ward Jr.,Damon	4	1	0	4	0	0	0	0
Aaron,Jeremiah	3	0	0	3	0	0	0	0
Sheffield,DT	2	2	0	2	0	0	0	0
Harris,Damashja	2	1	1	0	1	0	0	0
Conwright,Blair	1	1	0	1	0	0	0	0
Sides,Landon	1	0	0	1	0	0	0	0
Hammond,Oscar	1	0	0	1	0	0	0	0
TOTAL	19	5	1	12	6	0	0	0

## LONGEST PLAYS OF THE YEAR

- Rushing**  
80 Harris,Damashja vs SFA (9/7/2024)
- Rushing Touchdown**  
80 Harris,Damashja vs SFA (9/7/2024)
- Passing**  
54 Ward Jr.,Damon from Morris,Chandler vs South Alabama (8/31/2024)
- Passing Touchdown**  
54 Ward Jr.,Damon from Morris,Chandler vs South Alabama (8/31/2024)
- Punt Return**  
18 Sheffield,DT vs South Alabama (8/31/2024)
- Kick Return**  
50 Price,Juwaun vs SFA (9/7/2024)
- Interception Return**  
None
- Fumble Return**  
None
- Punt**  
51 Evans,Sawyer vs South Alabama (8/31/2024)
- Field Goal**  
30 Nguma,Kali vs South Alabama (8/31/2024)

# UNT FOOTBALL 2024

OVERALL: 2-0 (HOME 1-0, ROAD 1-0, NEUTRAL 0-0) | AAC: 0-0 (HOME 0-0, ROAD 0-0, NEUTRAL 0-0)

UNT SCORING DRIVES

OPPONENT	DRIVE			DRIVE		QTR/	PLAY
	PLAYS	YDS	TIME	START	CLOCK		
South Alabama	15	79	5:18	1Q/14:55	1Q/9:37		Morris 2 yd rush
South Alabama	7	79	2:06	2Q/14:49	2Q/12:43		Ward 3 yd pass from Morris
South Alabama	3	66	0:47	3Q/14:10	3Q/13:23		Conwright 25 yd pass from Morris
South Alabama	5	50	2:16	3Q/12:30	3Q/10:14		Morris 1 yd rush
South Alabama	4	69	1:35	3Q/5:11	3Q/3:36		Ward 54 yd pass from Morris
South Alabama	-	-	-	-	3Q/2:40		Garnett 0 yd punt block return
South Alabama	10	76	4:57	4Q/13:25	4Q/8:28		Ragsdale 3 yd rush
South Alabama	7	28	1:46	4Q/4:39	4Q/2:53		Nguma 30 yd FG
SFA	5	75	1:35	1Q/11:26	1Q/9:51		Sheffield 51 yd pass from Morris
SFA	10	81	3:23	1Q/8:50	1Q/5:27		Sheffield 2 yd pass from Morris
SFA	4	44	1:34	2Q/1:49	2Q/0:15		Sheffield 28 yd pass from Morris
SFA	10	74	4:04	3Q/13:01	3Q/8:57		Hammond 7 yd pass from Morris
SFA	3	90	1:06	3Q/0:22	4Q/14:16		Harris 80 yd rush

DRIVES SUPERLATIVES

MOST PLAYS:	15, at USA (TD)	FEWEST PLAYS:	3, 2x, last vs. SFA (TD)
MOST YARDS:	90, vs. SFA (TD)	FEWEST YARDS:	28, at USA (FG)
LONGEST TIME:	5:18, at USA (TD)	SHORTEST TIME:	0:47, at USA (TD)

OPPONENT SCORING DRIVES

TEAM	DRIVE			DRIVE		QTR/	PLAY
	PLAYS	YDS	TIME	START	CLOCK		
South Alabama	8	57	3:34	1Q/9:32	1Q/5:58		Marjan 39 yd FG
South Alabama	7	72	2:13	1Q/2:08	2Q/14:55		Lopez 8 yd rush
South Alabama	8	61	3:04	2Q/12:43	2Q/9:39		Marjan 32 yd FG
South Alabama	12	83	3:55	2Q/8:19	2Q/4:24		Bothwell 13 yd rush
South Alabama	9	75	4:59	3Q/10:14	3Q/5:15		Pritchett 26 yd pass from Lopez
South Alabama	9	75	4:09	3Q/2:40	4Q/13:31		Sandgren 21 yd pass from Lopez
South Alabama	10	75	3:49	4Q/8:28	4Q/4:39		Eager 23 yd pass from Lopez
SFA	4	-12	2:00	1Q/13:26	1Q/11:26		Campos 40 yd FG
SFA	-	-	-	-	1Q/2:08		Brown, Jer. 70 yd INT return
SFA	6	62	2:10	2Q/12:00	2Q/9:50		Davis 33 yd pass from Vidlak
SFA	5	31	1:11	3Q/7:58	3Q/6:47		Campos 21 yd FG

DRIVES SUPERLATIVES

MOST PLAYS:	12, at USA (TD)	FEWEST PLAYS:	4, vs. SFA (FG)
MOST YARDS:	83, at USA (TD)	FEWEST YARDS:	-12, vs. SFA (FG)
LONGEST TIME:	4:59, at USA (TD)	SHORTEST TIME:	1:11, vs. SFA (FG)



# UNT FOOTBALL 2024

OVERALL: 2-0 (HOME 1-0, ROAD 1-0, NEUTRAL 0-0) | AAC: 0-0 (HOME 0-0, ROAD 0-0, NEUTRAL 0-0)



2024-25 North Texas Football

Team Game-by-Game

All games

Page 1/1

as of Sep 08, 2024

		Rushing				Receiving				Passing				Kick Returns				Punt Returns				tot			
Date	Opponent	no.	yds	td	lg	no.	yds	td	lg	cmp	att	int	yds	td	lg	no.	yds	td	lg	no.	yds	td	lg	off	
08/31/2024	at South Alabama	34	104	3	13	33	446	3	54	33-42-0				446	3	54	7	145	0	38	2	24	1	18	550
09/07/2024	SFA	33	182	1	80	26	322	4	51	26-44-3				322	4	51	2	74	0	50	1	-2	0	0	504
North Texas		67	286	4	80	59	768	7	54	59-86-3				768	7	54	9	219	0	50	3	22	1	18	1054
Opponents		64	217	2	14	46	613	4	52	46-88-1				613	4	52	1	19	0	19	0	0	0	0	830

North Texas Averages

Games	Avg/ rush	Avg/ catch	Pass effic	KR avg	PR avg	All purpose avg/game	Total offense avg/game
2	4.3	13.0	163.5	24.3	7.3	647.5	527.0

		Tackles				Sacks	Fumble	Pass Defense				blkd	PAT attempts			off		
Date	Opponent	ua	a	total	tfl-yds	no-yds	ff	fr-yds	int-yds	qbh	brup	kick	kick	rush	rcv	saf	t/o	pts
08/31/2024	at South Alabama	26	40	66	3.0-11	2-10	0	0-0	0-0	6	3	1	7-7	0	0	0	0	52
09/07/2024	SFA	31	28	59	3.0-22	2-19	0	0-0	1-0	14	5	0	5-5	0	0	0	0	35
North Texas		57	68	125	6.0-33	4-29	0	0-0	1-0	20	8	1	12-12	0	0	0	0	87
Opponents		65	80	145	11.0-40	3-20	0	1-0	3-117	7	5	0	4-4	0	0	0	13	58

Date	Opponent	Punting								Field Goals				Kickoffs			
		no.	yds	avg	long	blkd	tb	fc	50+	i20	md-att	long	blkd	no.	yds	avg	tb ob
08/31/2024	at South Alabama	1	51	51.0	51	0	0	0	1	1	1-2	30	0	9	582	64.7	8 0
09/07/2024	SFA	6	226	37.7	50	0	0	5	1	1	0-0	0	0	6	383	63.8	5 0
North Texas		7	277	39.6	51	0	0	5	2	2	1-2	30	0	15	965	64.3	13 0
Opponents		9	334	37.1	50	1	0	5	1	2	4-4	40	0	13	729	56.1	3 1

UNT FOOTBALL 2024

OVERALL: 2-0 (HOME 1-0, ROAD 1-0, NEUTRAL 0-0) | AAC: 0-0 (HOME 0-0, ROAD 0-0, NEUTRAL 0-0)



2024-25 North Texas Football  
Opponents Game-by-Game  
All games

Page 1/1  
as of Sep 08, 2024

		Rushing				Receiving				Passing				Kick Returns				Punt Returns				tot		
Date	Opponent	no.	yds	td	lg	no.	yds	td	lg	cmp	att	int	yds	td	lg	no.	yds	td	lg	no.	yds	td	lg	off
08/31/2024	at South Alabama	33	150	2	13	26	432	3	52	26	49	0	432	3	52	1	19	0	19	0	0	0	0	582
09/07/2024	SFA	31	67	0	14	20	181	1	33	20	39	1	181	1	33	0	0	0	0	0	0	0	0	248
Opponents		64	217	2	14	46	613	4	52	46	88	1	613	4	52	1	19	0	19	0	0	0	0	830
North Texas		67	286	4	80	59	768	7	54	59	86	3	768	7	54	9	219	0	50	3	22	1	18	1054

Opponents Averages

Games	Avg/ rush	Avg/ catch	Pass effic	KR avg	PR avg	All purpose avg/game	Total offense avg/game
2	3.4	13.3	123.5	19.0	0.0	483.0	415.0

Date	Opponent	Tackles				Sacks		Fumble		Pass Defense				blkd	PAT attempts			off	
		ua	a	total	tfl-yds	no	yds	ff	fr-yds	int-yds	qbh	brup	kick	kick	rush	rcv	saf	t/o	pts
08/31/2024	at South Alabama	27	56	83	1.0-1	0	0	0	0	0	1	2	0	2	2	0	0	0	38
09/07/2024	SFA	38	24	62	10.0-39	3	20	0	1	3	117	6	3	0	2	2	0	13	20
Opponents		65	80	145	11.0-40	3	20	0	1	3	117	7	5	0	4	4	0	13	58
North Texas		57	68	125	6.0-33	4	29	0	0	1	0	20	8	1	12	12	0	0	87

		Punting										Field Goals			Kickoffs				
Date	Opponent	no.	yds	avg	long	blkd	tb	fc	50+	i20	md-att	long	blkd	no.	yds	avg	tb	ob	
08/31/2024	at South Alabama	3	88	29.3	47	1	0	0	0	0	2-2	39	0	8	414	51.8	0	1	
09/07/2024	SFA	6	246	41.0	50	0	0	5	1	2	2-2	40	0	5	315	63.0	3	0	
Opponents		9	334	37.1	50	1	0	5	1	2	4-4	40	0	13	729	56.1	3	1	
North Texas		7	277	39.6	51	0	0	5	2	2	1-2	30	0	15	965	64.3	13	0	

# UNT FOOTBALL 2024

OVERALL: 2-0 (HOME 1-0, ROAD 1-0, NEUTRAL 0-0) | AAC: 0-0 (HOME 0-0, ROAD 0-0, NEUTRAL 0-0)

## North Texas - Game Highs

RUSHES	34	at South Alabama (08/31/2024)
YARDS RUSHING	182	SFA (09/07/2024)
YARDS PER RUSH	5.5	SFA (09/07/2024)
TD RUSHES	3	at South Alabama (08/31/2024)
PASS ATTEMPTS	44	SFA (09/07/2024)
PASS COMPLETIONS	33	at South Alabama (08/31/2024)
YARDS PASSING	446	at South Alabama (08/31/2024)
YARDS PER PASS	10.6	at South Alabama (08/31/2024)
TD PASSES	4	SFA (09/07/2024)
TOTAL PLAYS	77	SFA (09/07/2024)
TOTAL OFFENSE	550	at South Alabama (08/31/2024)
YARDS PER PLAY	7.2	at South Alabama (08/31/2024)
POINTS	52	at South Alabama (08/31/2024)
SACKS BY	2	SFA (09/07/2024)
	2	at South Alabama (08/31/2024)
FIRST DOWNS	28	at South Alabama (08/31/2024)
PENALTIES	15	SFA (09/07/2024)
PENALTY YARDS	122	SFA (09/07/2024)
TURNOVERS	4	SFA (09/07/2024)
PUNTS	6	SFA (09/07/2024)
PUNTING AVG	51.0	at South Alabama (08/31/2024)
LONG PUNT	51	at South Alabama (08/31/2024)
PUNTS INSIDE 20	1	SFA (09/07/2024)
	1	at South Alabama (08/31/2024)
LONG PUNT RETURN	18	at South Alabama (08/31/2024)

## GAME-BY-GAME OFFENSIVE STARTERS

OPPONENT	Z	Y	X	H/TE	RB	QB	LT	LG	C	RG	RT
at South Alabama	Ward Jr.	Sheffield	Conwright	Hammond	Ragsdale	Morris	Lee	Asenuga	Duncan	Peterson	Moore III
SFA	Ward Jr.	Sheffield	Conwright	Young, W.	Price	Morris	Lee	Asenuga	Mercer	Peterson	Moore III
at Texas Tech											
Wyoming											
Tulsa											
at Florida Atlantic											
at Memphis											
Tulane											
Army											
at UTSA											
East Carolina											
at Temple											

## GAME-BY-GAME DEFENSIVE STARTERS

OPPONENT	DE	NOSE	LEO/DT	SLB	MLB	WLB	FS	BS	STAR	CB	CB
at South Alabama	Vailea	Brown, R.	Dawkins	Smith, Jaylen	Brown, J.	Wesloski	Jackson	Hill	Guillory Jr.	Texada	Nelson II
SFA	Vailea	Brown, R.	Dawkins	Smith, Jaylen	Brown, J.	Wesloski	Jackson	Hill	Anderson	Texada	Starling
at Texas Tech											
Wyoming											
Tulsa											
at Florida Atlantic											
at Memphis											
Tulane											
Army											
at UTSA											
East Carolina											
at Temple											

UNT FOOTBALL 2024

OVERALL: 2-0 (HOME 1-0, ROAD 1-0, NEUTRAL 0-0) | AAC: 0-0 (HOME 0-0, ROAD 0-0, NEUTRAL 0-0)



2024-25 North Texas Football  
 Individual Game Highs  
 All games

Page 1/1  
 as of Sep 08, 2024

North Texas - Individual Game Highs

RUSHES	14	Ikaika Ragsdale at South Alabama (08/31/2024)
YARDS RUSHING	142	Damashja Harris vs SFA (09/07/2024)
TD RUSHES	2	Chandler Morris at South Alabama (08/31/2024)
LONG RUSH	80	Damashja Harris vs SFA (09/07/2024)
PASS ATTEMPTS	44	Chandler Morris vs SFA (09/07/2024)
PASS COMPLETIONS	32	Chandler Morris at South Alabama (08/31/2024)
YARDS PASSING	415	Chandler Morris at South Alabama (08/31/2024)
TD PASSES	4	Chandler Morris vs SFA (09/07/2024)
LONG PASS	54	Chandler Morris at South Alabama (08/31/2024)
RECEPTIONS	12	Damon Ward Jr. at South Alabama (08/31/2024)
YARDS RECEIVING	230	Damon Ward Jr. at South Alabama (08/31/2024)
TD RECEPTIONS	3	DT Sheffield vs SFA (09/07/2024)
LONG RECEPTION	54	Damon Ward Jr. at South Alabama (08/31/2024)
PUNTS	6	Sawyer Evans vs SFA (09/07/2024)
PUNTING AVG	51.0	Sawyer Evans at South Alabama (08/31/2024)
LONG PUNT	51	Sawyer Evans at South Alabama (08/31/2024)
PUNTS INSIDE 20	1	Sawyer Evans vs SFA (09/07/2024)
	1	Sawyer Evans at South Alabama (08/31/2024)
LONG PUNT RETURN	18	DT Sheffield at South Alabama (08/31/2024)
LONG KICKOFF RETURN	50	Juwaun Price vs SFA (09/07/2024)
TACKLES	9	Jordan Brown vs SFA (09/07/2024)
	9	Jayden Hill at South Alabama (08/31/2024)
SACKS	2	Roderick Brown at South Alabama (08/31/2024)
TACKLES FOR LOSS	2	Roderick Brown at South Alabama (08/31/2024)



# UNT FOOTBALL 2024

OVERALL: 2-0 (HOME 1-0, ROAD 1-0, NEUTRAL 0-0) | AAC: 0-0 (HOME 0-0, ROAD 0-0, NEUTRAL 0-0)

### 3rd-Down Conversions

Date	Opponent		Score	Overall		1st Qtr		2nd Qtr		3rd Qtr		4th Qtr		Overtime	
08/31/2024	at South Alabama	W	52-38	8-12	66.7	4-5	80.0	0-2	0.0	1-1	100.0	3-4	75.0	0-0	0.0
09/07/2024	SFA	W	35-20	3-14	21.4	1-4	25.0	0-4	0.0	1-3	33.3	1-3	33.3	0-0	0.0
North Texas				11-26	42.3	5-9	55.6	0-6	0.0	2-4	50.0	4-7	57.1	0-0	0.0
Opponents				9-31	29.0	0-4	0.0	7-11	63.6	0-10	0.0	2-6	33.3	0-0	0.0

### 4th-Down Conversions

Date	Opponent		Score	Overall		1st Qtr		2nd Qtr		3rd Qtr		4th Qtr		Overtime	
08/31/2024	at South Alabama	W	52-38	0-1	0.0	0-0	0.0	0-1	0.0	0-0	0.0	0-0	0.0	0-0	0.0
09/07/2024	SFA	W	35-20	2-2	100.0	1-1	100.0	0-0	0.0	1-1	100.0	0-0	0.0	0-0	0.0
North Texas				2-3	66.7	1-1	100.0	0-1	0.0	1-1	100.0	0-0	0.0	0-0	0.0
Opponents				3-9	33.3	0-0	0.0	0-3	0.0	1-2	50.0	2-4	50.0	0-0	0.0

### Time of Possession

Date	Opponent		Score	Overall	1st Qtr	2nd Qtr	3rd Qtr	4th Qtr	Overtime
08/31/2024	at South Alabama	W	52-38	29:32	09:13	07:31	04:42	08:06	00:00
09/07/2024	SFA	W	35-20	33:52	10:10	06:10	07:51	09:41	00:00
North Texas				Total	19:23	13:41	12:33	17:47	00:00
				Avg.	09:41	06:51	06:17	08:54	00:00
Opponents				Total	08:23	18:33	14:25	15:15	00:00
				Avg.	04:12	09:17	07:12	07:38	00:00

# UNT FOOTBALL 2024

OVERALL: 2-0 (HOME 1-0, ROAD 1-0, NEUTRAL 0-0) | AAC: 0-0 (HOME 0-0, ROAD 0-0, NEUTRAL 0-0)



2024-25 North Texas Football  
Red-Zone Results  
All games

Page 1/1  
as of Sep 08, 2024

North Texas Inside Opponent Red-Zone

Date	Opponent	Score	Times	Times	Total			Rush	Pass	FGs	Failed to score inside RZ					
			In RZ	Scored	Pts	TDs	TDs	TDs	TDs	Made	FGA	Down	Int	Fumb	Half	Game
08/31/2024	at South Alabama	W 52-38	6	5	31	4	3	1	1	1	1	1	0	0	0	0
09/07/2024	SFA	W 35-20	3	2	14	2	0	2	0	0	0	0	0	0	0	1
Totals 7 of 9 (77.8%)			9	7	45	6	3	3	1	1	1	1	0	0	0	1

Opponents Inside North Texas Red-Zone

Date	Opponent	Score	Times	Times	Total			Rush	Pass	FGs	Failed to score inside RZ					
			In RZ	Scored	Pts	TDs	TDs	TDs	TDs	Made	FGA	Down	Int	Fumb	Half	Game
08/31/2024	South Alabama	W 52-38	5	5	25	3	2	1	2	2	2	0	0	0	0	0
09/07/2024	SFA	W 35-20	2	2	6	0	0	0	0	2	2	0	0	0	0	0
Totals 7 of 7 (100.0%)			7	7	31	3	2	1	4	4	4	0	0	0	0	0

# UNT FOOTBALL 2024

OVERALL: 2-0 (HOME 1-0, ROAD 1-0, NEUTRAL 0-0) | AAC: 0-0 (HOME 0-0, ROAD 0-0, NEUTRAL 0-0)

##	Player	GP-GS	USA	SFA
0	Blair Conwright	2/2	START	START
1	Isheem Young	0/0	...	...
2	Juwaun Price	2/1	XXX	START
2	Evan Jackson	2/2	START	START
3	Jace Ruder	2/0	XXX	XXX
3	Cash McCollum	0/0	...	...
4	Chandler Morris	2/2	START	START
4	Brian Nelson II	2/1	START	XXX
5	Ridge Texada	2/2	START	START
5	Grant Tisdale	0/0	...	...
6	Loranzo Thompson	0/0	...	...
6	Ikaika Ragsdale	2/1	START	XXX
7	Shane Whitter	2/0	XXX	XXX
7	Dalton Carnes	2/0	XXX	XXX
8	Jordan Brown	2/2	START	START
8	Damon Ward Jr.	2/2	START	START
9	Jake Shipley	2/0	XXX	XXX
10	Roderick Brown	2/2	START	START
10	DT Sheffield	2/2	START	START
11	Connor Henderson	0/0	...	...
11	Jeremiah Aaron	2/0	XXX	XXX
13	Miles Coleman	0/0	...	...
13	Chris Gant Jr.	0/0	...	...
14	Jayven Anderson	2/1	XXX	START
14	Kyle Koch	1/0	XXX	...
15	Fatafehi Vailea	2/2	START	START
15	Carson Woods	0/0	...	...
16	Gabe Stroud	0/0	...	...
16	Tom von Grote	0/0	...	...
17	Taylor Starling	2/1	XXX	START
17	Drew Mestemaker	0/0	...	...
18	David Spruiells	0/0	...	...
18	Mason Ferguson	0/0	...	...
19	Victor Aderungboye	1/0	...	XXX
19	Jaden Pettway	0/0	...	...
20	Alphie Guillory Jr.	2/1	START	XXX
20	Nick Rempert	1/0	...	XXX
21	Jayden Hill	2/2	START	START
21	Kiefer Sibley	0/0	...	...
22	Landon Sides	1/0	...	XXX
22	Jaydon Smith	0/0	...	...
23	X'Avion Brice	0/0	...	...
23	Oscar Hammond	2/1	START	XXX
24	Chavez Brown	2/0	XXX	XXX
25	Kollin Lewis	2/0	XXX	XXX
26	Zach Evans	0/0	...	...
26	Kerry Williams II	1/0	XXX	...
27	Matthew Moore	2/0	XXX	XXX
27	Wyatt Young	2/1	XXX	START
29	Blake Ford	2/0	XXX	XXX
30	BJ Allen Jr.	0/0	...	...
30	Ashton Gray	0/0	...	...
31	Shane Porter	2/0	XXX	XXX
31	Hudson Emeterio	0/0	...	...
32	Ethan Wesloski	2/2	START	START
32	Case Peacock	0/0	...	...
34	C.J. Garnett	2/0	XXX	XXX
34	Lane Stewart	0/0	...	...
35	J.J. Jean-Louis	0/0	...	...
36	Jaylen Smith	2/2	START	START

# UNT FOOTBALL 2024

OVERALL: 2-0 (HOME 1-0, ROAD 1-0, NEUTRAL 0-0) | AAC: 0-0 (HOME 0-0, ROAD 0-0, NEUTRAL 0-0)

##	Player	GP-GS	USA	SFA
37	Kabriel Anderson-Dale	1/0	...	XXX
38	Makenzie McGill	2/0	XXX	XXX
38	Kendahl Crowe	0/0	...	...
39	Sultan El-Amin Jr.	0/0	...	...
39	Shawn Wara	0/0	...	...
40	Kali Nguma	2/0	XXX	XXX
41	Sawyer Evans	2/0	XXX	XXX
41	Quinton Hammonds	2/0	XXX	XXX
42	Harold Nash III	1/0	...	XXX
44	Damashja Harris	2/0	XXX	XXX
44	Kade Sink	0/0	...	...
45	Zhaiylen Scott	1/0	XXX	...
46	Nathan Laperi	1/0	...	XXX
47	Harrison Dempsey	0/0	...	...
47	Miguel Arenas	0/0	...	...
48	Jaedon Langley	0/0	...	...
49	Kamdon McFarland	2/0	XXX	XXX
50	Caden Yates	0/0	...	...
50	Ramon Pernas	0/0	...	...
51	Tristan Bennett	0/0	...	...
52	Jenson Walker	2/0	XXX	XXX
53	Blake Fann	2/0	XXX	XXX
54	Johnny Dickson III	1/0	...	XXX
56	Kaden Dees	0/0	...	...
56	Tyler Mercer	2/1	XXX	START
57	Austin Williams	0/0	...	...
58	Ma'Ky'i Lee	2/2	START	START
59	Christian Pettway	0/0	...	...
60	Paula Vaipulu	2/0	XXX	XXX
61	Paul Gurrola	0/0	...	...
62	Amarion Berry	0/0	...	...
64	Jett Duncan	1/1	START	...
65	Gabe Blair	0/0	...	...
67	Braydon Nelson	1/0	...	XXX
68	Keon Johnson	1/0	...	XXX
69	Ryan Krueger	0/0	...	...
70	Isaac Sohn	0/0	...	...
71	Leke Asenuga	2/2	START	START
72	Landon Peterson	2/2	START	START
73	Jasper Lott	2/0	XXX	XXX
74	Larry Moore III	2/2	START	START
76	Desmond Magiya	0/0	...	...
78	Layton Firestone	0/0	...	...
80	Baron Tipton	0/0	...	...
81	Richard Rocquemore	0/0	...	...
82	Dallas Dudley	0/0	...	...
83	Zack Darkoch	0/0	...	...
84	Luke Carter	0/0	...	...
85	Conner Dunphy	0/0	...	...
86	Darson Herman	2/0	XXX	XXX
87	Brandon Young Jr.	1/0	XXX	...
88	Xzavior Kautai	2/0	XXX	XXX
89	Terrell Dawkins	2/2	START	START
91	Keith Smith Jr.	0/0	...	...
92	Javian Council	0/0	...	...
93	Jheison Saunders	0/0	...	...
94	Jayden Williams	2/0	XXX	XXX
95	Breyton Charles	2/0	XXX	XXX
96	Matthew Reed	0/0	...	...
97	VJ Bronson	2/0	XXX	XXX



2024 GAME RECAPS

OVERALL: 2-0 (HOME 1-0, ROAD 1-0, NEUTRAL 0-0) | AAC: 0-0 (HOME 0-0, ROAD 0-0, NEUTRAL 0-0)

UNT vs. SOUTH ALABAMA

HANCOCK WHITNEY STADIUM • MOBILE, ALA.  
AUG. 31, 2024 • ATTENDANCE: 15,559

POSTGAME NOTES

- UNT junior quarterback Chandler Morris finished 32-for-41 with 415 yards, three passing touchdowns and two rushing touchdowns in his first start with the Mean Green en route to a 52-38 season-opening victory over South Alabama at Hancock Whitney Stadium on Saturday.
- Down 19-14 at halftime, UNT surged back with a 28-point third quarter capped with a blocked punt recovery in the end zone by C.J. Garnett to give the Mean Green a 42-26 lead over the Jaguars (0-1) entering the fourth quarter.
- UNT's 28-point third quarter matched the fifth-best in any quarter in program history and the second-highest total in the third quarter.
- The Mean Green added 10 points in the final quarter to finish with 52 for the day, the most in a season opener against an FBS opponent in program history.
- Senior wide receiver Damon Ward Jr. recorded 12 catches for 230 yards and two touchdowns for his first 200-yard performance and ranks fifth in single-game UNT history.

SCORING SUMMARY

UNT	7	7	28	10	--	52
SOUTH ALABAMA	3	16	7	12	--	38

1st	9:37	UNT	Morris, Chandler 2 yd run (Nguma, Kali kick)
	5:58	USA	Marjan, Laith 39 yd field goal
2nd	14:55	USA	Lopez, Gio 8 yd run (Marjan, Laith kick)
	12:43	UNT	Ward Jr., Damon 3 yd pass from Morris, Chandler (Nguma, Kali kick)
	9:39	USA	Marjan, Laith 32 yd field goal
	4:24	USA	Bothwell, Fluff 13 yd run (Ivory, Javon pass from Lopez, Gio failed)
3rd	13:23	UNT	Conwright, Blair 25 yd pass from Morris, Chandler (Nguma, Kali kick)
	10:14	UNT	Morris, Chandler 1 yd run (Nguma, Kali kick)
	5:15	USA	Pritchett, Jamaal 26 yd pass from Lopez, Gio (Marjan, Laith kick)
	3:36	UNT	Ward Jr., Damon 54 yd pass from Morris, Chandler (Nguma, Kali kick)
	2:40	UNT	Garnett, C.J. 0 yd punt block (Nguma, Kali kick)
4th	13:31	USA	Sandgren, Shamar 21 yd pass from Lopez, Gio (pass from Lopez, Gio failed)
	8:28	UNT	Ragsdale, Ikaika 3 yd run (Nguma, Kali kick)
	4:39	USA	Eager,Anthony 23 yd pass from Lopez,Gio (Eager,A. pass from Lopez,G. failed)
	2:53	UNT	Nguma, Kali 30 yd field goal

STATISTICS

TEAM STATS	UNT	USA
FIRST DOWNS	28	29
RUSHES-YARDS (NET)	34-104	33-150
PASSING YDS (NET)	446	432
Passes Att-Comp-Int	42-33-0	49-26-0
TOTAL OFFENSE PLAYS-YARDS	76-550	82-582
Fumble Returns-Yards	0-0	0-0
Punt Returns-Yards	0-52	0-0
Kickoff Returns-Yards	7-145	1-19
Interception Returns-Yards	0-0	0-0
Punts (Number-Avg)	1-51.0	3-29.3
Fumbles-Lost	0-0	0-0
Penalties-Yards	6-50	9-80
Possession Time	29:32	30:28
Third-Down Conversions	8 of 12	6 of 14
Fourth-Down Conversions	0 of 1	2 of 3
Red-Zone Scores-Chances	5-6	5-5
Sacks By: Number-Yards	2-10	0-0

INDIVIDUAL STATISTICS

**RUSHING:** UNT-Ragsdale,Ikaika 14-45; Harris,Damashja 6-29; Price,Juwaun 7-19; Morris,Chandler 5-17; TEAM 2-minus 6. South Alabama-Lopez,Gio 13-62; Bothwell,Fluff 6-30; Bullock,Kentrel 5-28; McReynolds,Bray 8-27; Davenport,Bisho 1-3.  
**PASSING:** UNT-Morris,Chandler 32-41-0-415; Young,Wyatt 1-1-0-31. South Alabama-Lopez,Gio 26-49-0-432.  
**RECEIVING:** UNT-Ward Jr.,Damon 12-230; Sheffield,DT 7-74; Aaron,Jeremiah 3-55; Ragsdale,Ikaika 3-20; Young,Wyatt 2-19; Hammond,Oscar 2-15; Conwright,Blair 1-25; Koch,Kyle 1-5; Price,Juwaun 1-2; Carnes,Dalton 1-1. South Alabama-Pritchett,Jamaal 10-197; Voisin,Devin 5-60; Webb,Jeremiah 3-63; Sandgren,Shamar 3-37; Bothwell,Fluff 1-28; Eager,Anthony 1-23; Bullock,Kentrel 1-11; McReynolds,Bray 1-7; Thomas-Jones,DJ 1-6.  
**INTERCEPTIONS:** UNT-None. South Alabama-None.  
**FUMBLES:** UNT-None. South Alabama-None.  
**SACKS (UA-A):** UNT-Brown,Roderick (2-0). South Alabama-None.  
**TACKLES (UA-A):** UNT-Hill,Jayden 2-7; Starling,Taylor 3-3; Brown,Jordan 2-4; Jackson,Evan 5-0; Wesloski,Ethan 1-3; Smith,Jaylen 0-4; McFarland,Kamdo 0-4; Brown,Roderick 2-1; Dawkins,Terrell 0-3; Anderson,Jayven 2-0; Williams II,Ker 2-0; Texada,Ridge 1-1; Bronson,VJ 1-1; Guillory Jr.,Al 0-2; Williams,Jayden 0-2; Charles,Breyllon 0-2; Hammonds,Quinto 1-0; Nelson II,Brian 1-0; Garnett,C.J. 1-0; Lewis,Kollin 1-0; Whitter,Shane 1-0; Vailea,Fatafehi 0-1; Scott,Zhaiylen 0-1; Brown,Chavez 0-1. South Alabama-Myrick,Blayne 3-9; Scruggs,Jordan 3-6; Thomas,WyKevio 0-7; Voisin,Jaden 5-1; Forsha,Gavin 1-3; Wallace, Jr.,Ch 1-3; Norman,Jordan 1-3; McBride Jr.,Cou 1-3; Strong Jr.,Maur 0-4; Gamble,Dallas 2-1; Neely,Reggie 2-1; Webb Jr.,Lardar 1-2; Fortenberry,Ama 2-0; Moss Jr.,RJ 1-1; Celestine,Ivers 1-1; Blaylock Cole 1-1; Durgan,Jalyn 0-2; McKenzie,Darius 0-2; Washington,Aaki 0-2; Thomas,Trent 1-0; Sandgren,Shamar 1-0; Miller,Wesley 0-1; Dillard,Brian 0-1; Johnson Jr.,Car 0-1; Darby,Damyron 0-1.

SFA vs. UNT

DATCU STADIUM • DENTON, TEXAS  
SEPT. 7, 2024 • ATTENDANCE: 23,510

POSTGAME NOTES

- UNT improved to 2-0 for the season and extended its winning streak four games after a 35-20 home victory over Stephen F. Austin at DATCU Stadium on Saturday.
- Down 17-14 in the second quarter, the Mean Green gained the lead with 0:15 left in the first half on a 28-yard passing touchdown from junior quarterback Chandler Morris to junior wide receiver DT Sheffield for a 21-17 halftime lead.
- UNT posted 504 yards of total offense including 322 passing yards from Morris who became the ninth player in program history to throw for 300-plus yards in consecutive games.
- Sheffield finished with six catches for 74 yards and three touchdowns to become the seventh player in program history with three receiving TDs in a half and the first since Jyaire Shorter on Oct. 1, 2022.
- The Mean Green held the Lumberjacks to 248 yards of total offense and 3-of-17 on third-down conversions for the game. This marked the first game in the Eric Morris era in which an opponent was held shy of 250 yards and first overall since Nov. 20, 2021 at FIU.

SCORING SUMMARY

SFA	10	7	3	0	--	20
UNT	14	7	7	7	--	35

1st	11:26	SFA	Campos, Chris 40 yd field goal
	9:51	UNT	Sheffield, DT 51 yd pass from Morris, Chandler (Nguma, Kali kick)
	5:27	UNT	Sheffield, DT 2 yd pass from Morris, Chandler (Nguma, Kali kick)
	2:08	SFA	Brown, Jermaine 70 yd interception return (Campos, Chris kick)
2nd	9:50	SFA	Davis, Isaiah 33 yd pass from Vidlak, Sam (Campos, Chris kick)
	0:15	UNT	Sheffield, DT 28 yd pass from Morris, Chandler (Nguma, Kali kick)
3rd	8:57	UNT	Hammond, Oscar 7 yd pass from Morris, Chandler (Nguma, Kali kick)
	6:47	SFA	Campos, Chris 21 yd field goal
4th	14:16	UNT	Harris, Damashja 80 yd run (Nguma, Kali kick)

STATISTICS

TEAM STATS	SFA	UNT
FIRST DOWNS	14	25
RUSHES-YARDS (NET)	31-67	33-182
PASSING YDS (NET)	181	322
Passes Att-Comp-Int	39-20-1	44-26-3
TOTAL OFFENSE PLAYS-YARDS	70-248	77-504
Fumble Returns-Yards	1-70	0-0
Punt Returns-Yards	0-0	1-2
Kickoff Returns-Yards	0-0	2-74
Interception Returns-Yards	3-47	1-0
Punts (Number-Avg)	6-41.0	6-37.7
Fumbles-Lost	0-0	1-1
Penalties-Yards	7-79	15-122
Possession Time	26:08	33:52
Third-Down Conversions	3 of 17	3 of 14
Fourth-Down Conversions	1 of 6	2 of 2
Red-Zone Scores-Chances	2-2	2-3
Sacks By: Number-Yards	3-20	2-19

INDIVIDUAL STATISTICS

**RUSHING:** SFA-Jenkins,Jaylen 12-44; Jones,Qualan 8-21; Wimbley,Jerrell 5-7; Vidlak,Sam 5-minus 2; TEAM 1-minus 3. UNT-Harris,Damashja 10-142; Price,Juwaun 7-45; Ragsdale,Ikaika 8-13; Morris,Chandler 5-minus 7; TEAM 3-minus 11.  
**PASSING:** SFA-Vidlak,Sam 20-39-1-181. UNT-Morris,Chandler 26-44-3-322.  
**RECEIVING:** SFA-Harris,Kylon 9-74; Nabors,Jordan 3-22; Lindo,Lavar 2-15; Green,Blaine 2-14; Davis,Isaiah 1-33; Fluellen,Rohan 1-14; Taylor,Chris 1-8; Jones,Qualan 1-1. UNT-Sheffield,DT 6-74; Hammond,Oscar 4-69; Sides,Landon 3-43; Conwright,Blair 3-39; Young,Wyatt 3-25; Carnes,Dalton 3-24; Aaron,Jeremiah 1-27; Ward Jr.,Damon 1-16; Price,Juwaun 1-12; Ragsdale,Ikaika 1-minus 7.  
**INTERCEPTIONS:** SFA-Harmon,Bruce 1-30; Watson,Luke 1-17. UNT-Texada,Ridge 1-0.  
**FUMBLES:** SFA-None. UNT-Sheffield,DT 1-1.  
**SACKS (UA-A):** SFA-Brown,Jermaine 1-0; Anyanwu,Tony 1-0; Idusuyi,Victor 1-0. UNT-Brown,Chavez 1-0; Dawkins,-Terrell 1-0.  
**TACKLES (UA-A):** SFA-Walker,Jeremiah 5-1; Adams,Trashawn 5-1; Sears,Aaron 4-2; Harmon,Bruce 4-0; Brown,Jermaine 2-2; Potts,Xavier 1-3; Cotton,Josiah 0-4; Southard,Jaydon 3-0; Patterson,Micha 3-0; Austin,Aaron 2-1; Idusuyi,Victor 2-1; Bobino,Edward 1-2; Watson,Luke 2-0; Anyanwu,Tony 2-0; Fields,Elijah 0-2; Demmings,Charlie 0-2; Mullen,Jaheim 1-0; Johnson,Montego 1-0; Muhammad,Tim 0-1; Jackson,Jordan 0-1; Tooker,Dylan 0-1. UNT-Brown,Jordan 2-7; Hill,Jayden 6-2; Jackson,Evan 6-2; Smith,Jaylen 3-5; Wesloski,Ethan 0-4; Anderson,Jayven 3-0; Vailea,Fatafehi 2-1; Bronson,VJ 1-1; Whitter,Shane 1-1; Dawkins,Terrell 1-1; Shipley,Jake 1-1; Texada,Ridge 1-1; Brown,Chavez 1-0; Morris,Chandler 1-0; Charles,Breyllon 1-0; Nelson II,Brian 1-0; Brown,Roderick 0-1; Laperi,Nathan 0-1.