




TEXAS TECH™

SOFTBALL



TEXAS TECH HEAD COACHES (BIG 12 ERA)

YEAR-BY-YEAR RECORDS

Year	Coach	Overall	Conf	Finish
1981	Cindy Carleton	8-21	n/a	n/a
1982	Cindy Carleton	4-16	n/a	n/a
1983	Kathy Welter	19-19-3	n/a	n/a
1984	Kathy Welter	24-14	n/a	n/a
1985	Kathy Welter	21-18	n/a	n/a
Totals (1981-85)		76-88-3		

Big 12 Conference only

Year	Coach	Overall	Conf	Finish
1996	Renee Luers-Gillespie	4-44	1-20	8th
1997	Renee Luers-Gillespie	34-29-1	1-13	9th
1998	Renee Luers-Gillespie	45-19	10-7	4th
1999	Renee Luers-Gillespie	36-31	6-7	6th
2000	Renee Luers-Gillespie	19-36	7-10	6th
	Carla Marchetti*			
2001	Bobby Reeves	37-24	10-8	T-3rd
2002	Bobby Reeves	13-40	2-16	10th
2003	Bobby Reeves	22-41	4-14	8th
2004	Bobby Reeves	22-36	2-16	10th
2005	Teresa Wilson	23-25	3-15	9th
2006	Teresa Wilson	19-35	4-13	10th
2007	Teresa Wilson	24-27	4-12	8th
2008	Teresa Wilson	23-36	8-10	6th
2009	Amy Suiter*	15-42	3-12	10th
2010	Shanon Hays	38-18	7-11	T-6th
2011	Shanon Hays	42-16	5-13	8th
2012	Shanon Hays	41-17	13-10	5th
2013	Shanon Hays	30-26	4-14	6th
2014	Shanon Hays	35-19	8-10	4th
2015	Adrian Gregory	25-26	9-9	4th
2016	Adrian Gregory	23-32	6-12	6th
2017	Adrian Gregory	19-36	4-14	6th
2018	Adrian Gregory	31-28	5-13	5th
2019	Adrian Gregory	42-16	8-10	4th
2020	Adrian Gregory +	17-9	0-0	N/A
2021	Sami Ward	21-26	3-15	6th
2022	Sami Ward	22-27	5-13	6th
2023	Craig Snider	31-22	5-13	T-6th
2024	Craig Snider	29-21	8-16	8th
Totals (1996 - present)		782-804-1	155-346	

PROGRAM TOTAL	Overall	Conf
	858-872-4	155-346

* Marchetti was the interim head coach for the final 43 games of the 2000 season.

* Suiter was the interim head coach for the 2009 season.
+ The 2020 season was cut short due to the COVID-19 outbreak.



Renee Luers-Gillespie
1996-2000




Carla Marchetti
2000



Bobby Reeves
2001-04



Teresa Wilson
2005-08



Amy Suiter
2009



Shanon Hays
2010-14



Adrian Gregory
2015-20



Sami Ward
2021-22



Craig Snider
2023-2024



Gerry Glasco
2025-Pres.

HEAD COACHING RECORDS (BIG 12 ERA)

Head Coach	Tenure (Yrs)	Overall	Conference
Renee Luers-Gillespie	1996-2000 (5)	121-133-1	18-47
Carla Marchetti	2000 (1)	17-26	7-10
Bobby Reeves	2001-04 (4)	94-141	18-54
Teresa Wilson	2005-08 (4)	89-123	19-50
Amy Suiter	2009 (1)	15-42	3-12
Shanon Hays	2010-14 (4)	186-96	29-48
Adrian Gregory	2015-20 (6)	157-147	32-58
Sami Ward	2021-22 (2)	43-53	8-28
Craig Snider	2023-2024	60-42	13-29
Overall	28 Seasons	782-804-1	155-346

■ Renee Luers-Gillespie totaled 121 wins during her tenure at Texas Tech from 1996-2000.

■ Gerry Glasco was named the tenth head coach in Texas Tech history on June 20, 2024.



ALL-TIME LETTERWINNERS

- A -

Alcocer, Dominique	2016-17
Allen, Cydney	2011-12
Archuleta, Kaylyn	2014
Armbruster, Kelly	1999
Armijo, Carson	2022-23-24
Ayres, Maggie	2001-02
Aucoin, Gretchen	2013-14

- B -

Bailey, Ellie	2021-22
Baker, Jana	2000-01-02
Baker, Sarah	1996
Barnhardt, Aubrey	2024
Barraza, Alanna	2020-21-22-23-24
Beach, Jennifer	1998-99
Bell, Hannah	2012-13
Belshe, Kristi	2014-15
Bettiol, Jordan	2015-16
Biber, Rachelle	2001
Blackledge, Mimi	2024
Blair, Kristina	2002-03
Bledsoe, Emily	2009-10-11-12
Blythe, Peyton	2019-20-21-22
Bone, Emily	2001
Bowers, Jennifer	2005-06-07-08
Brady, Danielle	1996-97-98
Briggs, Shauna	1999-01
Brokesholder, Ashley	2010-11-12-13
Broseman, Hannah	2017-18
Burton, Heaven	2018-19-20-21
Butler, Sandy	1998-99-00-01

- C -

Caldwell, Camryn	2020-21
Camello, Samantha	2013-14
Cannon, Jenny	1996-97-98
Cantu, Brianna	2020
Carlin Erna	2022-23-24
Carnefix, Caren	1996
Carrico, Shannon	2013
Cartier, Tracy	2001-02-03
Clemmons, McKenzie	2010-11
Coats, Tye	2008-09
Cobb, Chloe	2020
Cochran, Michaela	2018, 2020
Cooper, Emily	2012-13
Corkin, Jennifer	2005-06-07-08
Crawford, Erin	2003-04-05-06
Crites, Kennedy	2021-22-23-24
Crow, Kady	2014
Cruson, Nichole	1996
Custer, Cara	2012-13-14-15

- D -

Davis, Kenzie	2016-17-18
DeLashmutt, Lora	1996-97-98
Dennis, Kelsey	2011-12
DeSario, Amanda	2020
Douglas, Amanda	2000-01-02-03
Drewry, Stephanie	2009-10-11
Dunn, Sara	1996

- E -

Edmondson, Erin	2018-19-20-21
Edwards, Trenity	2019
Ehlen, Riley	2022
Eimen, Elizabeth*	2006-07-08-09
Eimen, Rebecca*	2001-02
Elder, Demi	2022-23-24
Elkins, Lexie	2013
Emanuel, Sydney	2014
Enderlin, Natalie	2004-05
Evans, Christine	1996

- F -

Freeman, Heather	2005
Fritz, Kendall	2022
Fultz, Ashley	2014-15-16-17

- G -

Gentsch, Holley	2009-10-11-12
Gomez, Susie	2000
Grindell, Carmen	2001-02
Grumbo, Molly	2022

- H -

Hajj, Lynsey	2000
Hall, Logan	2010-11-12
Halleman, Logan	2024
Hamada, Ashley	2009-10-11-12
Hamilton, Karli	2016, 2018-19-20-21
Hamlin, Jacee	2021-22-23-24
Harrington, Tamara	1997-98-99-00
Harrington, Tiffany	2000-01-02-03

Harshman, Eva	1999-00-01-02
Hartwell, Jessica	2016-17-18-19
Harvey, Desiree	2010
Hauck, Julie	2004-05-06
Hayes, Emily	1996-97-98-99
Hayward, Breezy	2022
Healy, Kristen	2006
Heath, Meredith	2010-11-12
Hebert, Derryn	2012-13-14-15
Henderson, Shelby	2019-20
Hill, Ella	2024
Hoover, Sage	2024
Hopson, Lea	2014-15
Hornback, Morgan	2019-20-21-22-23
Hurley, Beth	1997-98

- J -

Jackson, Denise	1997-98
Jackson, Payton	2020-21-22
Jackson, Staci	2001-02
Jacobs, Ashly	2007-08-09-10
James, Sandy	2011-12-13
Jennings, Karson	2022
Jennings, Raegan	2024
Joachims, Andrea	2001-02-03-04
Johnson, Shelby	2013-14-15
Jones, Zoe	2019-20-21

- K -

Karenke, Jessica	1996-97-98
Kenney, Mikey	2010-11-12-13
King, Katibeth	2013-14-15
Knopp, Allison	2016-17-18
Kohler, Jenny	1998-99
Krause, Jennifer	2008
Kuehl, Maddie	2022-23-24
Kula, Natalie	2004-05-06-07

- L -

Lanford, Jeanette	1998
Lawler, Lisa	2002-03-04-05
Leach, Kelcy	2018-19-20-21
Lee, Brittany	2014
Lee, Jennifer	2008-09-10
Legler, Leah	2007-08-09-10
Light, Micah	1996
Lord, Jenna	2024
Losleben, Sarah	2005-06-07-08
Love, Riley	2021-22-23-24
Lyon, Kaylee	2022-23

- M -

Madrid, Makayla	2024
Maisel, Mattison	2014-15-16-17
Malazzo, Marisa	2013-14
Martinez, Kim	1997, 1999
Matthews, Danielle	2007-08-09-10
McClarity, Dee	2023-24
McClure, Cassie	2014
McKissick, Claire	2018
McPherson, Tess	2013
Merlich, Karli	2009-10-11
Middleton, Ellen	1997-98
Miles, Kierra	2014-15-16-17
Mindedahl, Page	2022-23
Mirabel, Marissa	2018
Mitchell, Makenna	2024
Moore, Chandler	2012-13-14-15
Morgan, Crystal	1997
Moulin, Brandy	2004-05-06-07
Munoz, Christina	1997-98-99
Myers, Amanda	2007

- N -

Neuman, Brooke	2006-07
Niederhofer, Emily	2006
Niertert, Briana	2000

- O -

Oakes, Amanda	2003-04-05-06
Orrick, Abbie	2021-22-23-24
Oswalt, Annelise	2016

- P -

Padilla, Miranda	2019-20
Palmer, Jordan	2010-11
Parker, Ashley*	2004-05-06-07
Parker, Heather*	2004-05-06-07
Patin, Montana	2006-07-08
Perez, Adriana	2012-13
Perez, Esmerelda	2002-03
Peterson, Skyler	2009-10
Phillips, Hillary	2010
Planck, Kassy	2004
Powell, Cheyenne	2016-17-18

Powell, Taylor	2011-12-13-14
Powell, Tessa	2004
Preston, Lauren	2008

- R -

Rains, Olivia	2022-23-24
Raines, Chassety	2023-24
Rakiey, Dawn	1996
Ramsey, Kiani	2016-17
Rawls, Gabby	2023-24
Ready, Ashley	2000-01-02
Reeves, Kristen	2010-11
Reeves, Shelly	1996
Renfro, Amanda	1998-99-00-01
Renfro, Ashleigh	2004-05
Rhyn, Kelly	2003-04-05
Richardson, Raven	2010-11-12
Riley, Whitney	2005-06-07-08
Robles, Kristi	2002-03
Russell, Breanna	2018-19-20-21
Ryba, Melisa	2012

- S -

Satchell, Taylor	2018-19
Saven, Madelyn	2023-24
Schmidt, Grace	2019
Scott, Brooke	2013-14-15-16
Scott, Cassidy	2017-18
Schwirtlich, Kirsten	2016
Shupp, Megan	2006-07-08-09
Sigala, Elyssa	2003-04
Slator, Elizabeth	1996
Stewart, Meagan	2004
Stines, Amie	2002-03
Strickland, Kaylee	2015-16-17-18
Stolle, Britney	2001-02-30-04

- T -

Talley, Brittany	2011-12-13-14
Tapia, Sydnie	2013-14-15
Thomey, Devon	2014-15-16-17
Thompson, Myamie	2018, 2020
Tillett, Kim	1996-97-98
Tongate, Randi	2010-11-12
Tucker, Keely	2004-05
Tunnell, Kristi	1999-00

- V -

Vaught, Jennifer	2002
Villa, Arriana	2021-22-23-24
Vlahos, Michell	2002

- W -

Wagner, Amanda	2009
Wall, GiGi	2020
Walls, Stephanie	1997-98-99
Ward, Kermitria	2011-12
Warnecke, Britany	2014-15-16-17
Warner, Lauren	1999
Washington, Camaury	2014-15-16-17
Watkins, Alex	2006-07-08-09
Weathers, Aimee	1998-99
Weber, Sarah	2014-15-16-17
Welborn, Susan	2014-15-16-17
Westmoreland, Maddie	2020-21-22
Whaley, Yvonne	2019-20-21
Wheeler, Rachel	2007
Whillock, Tori	2020
Wike, Robin	2006-07-08
Williams, Katelyn	2012-13
Willis, Ranci	2022-23-24
Wimpy, Jessica	1996-97
Workman, Kiana	2016-17-18
Workman, Paula	1997-98-99-00
Wright, Maddy	2024
Wyckoff, Kailey	2023-24

- Y -

Yocum, Dana	2000
-------------	------

- Z -

Zamarripa, Olga	2018-19-20
Zaragoza, Devin	2005-06-07-08
Zoch, Missy	2019-20-21

Bold designates current student athletes
* designates student-athletes who are sisters.



TEXAS TECH ALL-AMERICANS



SANDY BUTLER
- 1998 NFCA SECOND TEAM -

Sandy Butler became Texas Tech's first All-American in school history in 1998 when she was honored on the NFCA second team. Butler, then a freshman from Tucson, Arizona, led the Big 12 Conference with a .352 batting average and was among the league leaders with 75 hits, 48 runs scored and 26 stolen bases. Her performance at the plate helped lead the Red Raiders to a 45-19 record before ending the year ranked 17th nationally. Butler was rewarded for her time as a Red Raider in 2011 as she was the first softball athlete ever enshrined into the Texas Tech Hall of Fame.



AMANDA RENFRO
- 2001 NFCA SECOND TEAM -

A regular throughout the Texas Tech record book, Amanda Renfro joined Sandy Butler as Texas Tech's second All-American in program history. A native of Houston, Texas, Renfro wrapped the 2001 season with a 34-18 overall record that included a 1.08 earned-run average. She snapped the Big 12 Conference records with 421 strikeouts over her 351.1 innings of work where she held opponents to just a measly .194 batting average. Renfro, who totaled 39 complete games, including 16 shutouts, is the only Red Raider in school history to have her number retired.



JESSICA HARTWELL
- 2018 NFCA THIRD TEAM -

Jessica Hartwell became Texas Tech's third All-American in program history in 2018 following a record-setting junior campaign. A native of Galt, Calif., Hartwell set school records with 20 home runs, 63 runs scored and a .897 slugging percentage. In addition to her power numbers, the mechanical engineering major became the third Red Raider in program history to hit .400 in a season. Hartwell ranked in the top 10 nationally in home runs, slugging and runs scored. She became the first Red Raider softball player to be named national player of the week, earning the honor twice during the 2018 season.



KARLI HAMILTON
- 2019 NFCA THIRD TEAM -

Following a phenomnal junior season, Karli Hamilton was awarded Third Team All-America honors after serving as the Red Raiders' spark in the lineup. Hamilton set the school career and single-season record with eight triples during the Red Raiders' 2019 campaign and now holds the school record with 13 triples in her career. She became the first Big 12 player to record eight triples in a season since 2010 and tied for third in Big 12 single-season history with her triples mark this year. The NFCA Central All-Region and All-Big 12 First-Team honoree led the Big 12 Conference with 73 hits and seven triples during the regular season while she sat second with a .427 batting average.

HALL OF FAME INDUCTEES

SANDY BUTLER (1998-2001)

Outfielder • Tucson, Ariz.
Hall of Fame Class of 2011



Sandy Butler became the first Red Raider softball player to ever be inducted into the Texas Tech Hall of Fame as she was honored as part of the 2011 class. One of the more decorated players in school history, Butler starred in the outfield for the Red Raiders from 1998-2001, helping lead Tech to two NCAA Regional appearances during that span. A career .337 hitter, Butler remains Tech's all-time hits and stolen base leader as she totaled 256 base knocks over her four seasons while swiping 84 bases as well.

CAREER STATS

Yr.	Avg.	GP-GS	AB	R	H	2B	3B	HR	RBI	BB	SO	SB-ATT
1998	.352	63-63	213	48	75	4	2	1	15	9	20	26-28
1999	.338	67-65	219	24	74	4	0	0	7	15	19	11-16
2000	.286	52-51	147	22	42	1	1	0	8	22	18	21-25
2001	.359	59-57	181	28	65	2	0	0	9	13	15	26-29
Totals	.337	241-236	760	122	256	11	3	1	39	59	72	84-98

AMANDA RENFRO (1998-2001)

Right-handed Pitcher • Houston, Texas
Hall of Fame Class of 2012



Amanda Renfro became the second Red Raider softball player to be inducted into the Texas Tech Hall of Fame as she was part of the 2012 class. The most prolific pitcher in school history, Renfro is also the only Red Raider to ever have her jersey retired as she was honored with that feat midway through the 2002 season. Renfro remains Tech's all-time leader in most pitching categories while her name still appears in both the NCAA and Big 12 record books.

CAREER STATS

Yr.	ERA	W-L	App	GS	CG	SHO	SV	IP	H	R	ER	BB	SO
1998	1.25	23-13	41	36	34	13/0	1	256.2	184	69	46	37	249
1999	1.49	21-20	50	42	40	8/0	1	305.2	234	84	65	48	273
2000	1.35	15-21	46	36	34	8/0	3	269.0	180	79	52	57	283
2001	1.08	34-18	58	46	39	16/0	1	351.1	243	82	54	79	421
Totals	1.28	93-72	195	160	147	45/0	6	1182.2	841	314	217	221	1226

■ Sandy Butler became the first Red Raider to join the Texas Tech Hall of Fame when she was inducted in 2011.



RETIRED JERSEYS

AMANDA RENFRO (1998-2001)

Right-handed Pitcher • Houston, Texas
Jersey Retired: April 18, 2002

15

The most prolific pitcher in school history, Amanda Renfro had her jersey retired midway through the 2002 season, not long after her career ended at the 2001 NCAA Tucson Regional. Tech advanced to the postseason twice behind Renfro's powerful right arm, a feat that had not been previously accomplished in school history. Renfro remains Tech's all-time leader in most pitching categories while her name still appears in both the NCAA and Big 12 record books.

RENFRO IN THE NCAA RECORD BOOK (As of beginning of 2012 season)

Career Innings Pitched _____ 8th (1,182.2)
Strikeout Leader in 2001: _____ 421

RENFRO IN THE BIG 12 RECORD BOOK

1999 _____ 1st - Innings Pitched (30)
1999 _____ 1st - Appearances (50)
2000 _____ 1st - Innings Pitched (269.0)
2000 _____ 1st - Appearances (46)
2000 _____ 1st - Starts (36)
2000 _____ 1st - Strikeouts (283)
2000 _____ 1st - Complete Games (34)
2000 _____ (t) 1st - Opposing Batting Average (.189)
2001 _____ 1st - ERA (1.08)
2001 _____ 1st - Strikeouts (421)
2001 _____ 1st - Complete Games (46)
2001 _____ 1st - Appearances (58)*
Career Victories _____ 10th (93)
Career ERA _____ 10th (1.28)
Career Appearances _____ 2nd (195)
Career Strikeouts _____ 5th (1,226)
Career Innings Pitched _____ 1st (1,182.2)
Career Complete Games _____ 1st (147)
Career Shutouts _____ 4th (45)

*indicates single-season Big 12 record

■ Amanda Renfro is the only Red Raider to ever have her number retired as her No. 15 jersey was honored on April 18, 2002.



ALL-TIME INDIVIDUAL AWARD WINNERS

- NFCA ALL-MIDWEST REGION TEAM -

First Team	
Kim Martinez, 3B	1997
Sandy Butler, OF	1998
Amanda Renfro, P	2001
Sandy Butler, OF	2001
Second Team	
Kim Martinez, 3B	1999
Amanda Renfro, P	2000
Elyssa Sigala, C	2004
Kelly Rhine, OF	2004
Ashley Parker, OF	2007

- NFCA ALL-CENTRAL REGION TEAM -

First Team	
Logan Hall, INF	2011
Adriana Perez, DP	2012
Sandy James, C/INF/UTIL	2013
Gretchen Aucoin, RHP/INF/UTL	2014
Devon Thomey, DP/UTL	2015
Jessica Hartwell, 1B	2018
Karli Hamilton, OF	2019
Trenity Edwards, DP	2019
Second Team	
Emily Bledsoe, INF	2010
Emily Bledsoe, INF	2011
Mikey Kenney, OF	2011
Cyndney Allen, C/DP	2011
Mikey Kenney, OF	2013
Sydni Emanuel, OF	2014
Kierra Miles, OF	2016
Erin Edmondson, P	2019
Ellie Bailey, INF	2022
Third Team	
Cassie McClure, DP/UTL	2014
Lea Hopson, 2B	2015
Jessica Hartwell, DP/UTL	2017
Heaven Burton, DP/UTL	2018
Jessica Hartwell, 1B	2019
Zoe Jones, 2B	2019
Taylor Satchell, SS	2019
Kendall Fritz, P	2022
Kailey Wyckoff, C	2023
Ellie Bailey, 1B	2023
Riley Love, INF	2024

- ALL-BIG 12 CONFERENCE -

62 All-Conference

First Team (16)	
Sandy Butler, OF	1998
Amanda Renfro, P	1998
Sandy Butler, OF	1999
Paula Workman, SS	2000
Amanda Renfro, P	2000
Amanda Renfro, P	2001
Sandy Butler, OF	2001
Kelly Rhyne, OF	2004
Ashley Parker, OF	2004
Ashley Parker, OF	2007
Mikey Kenney, OF	2012
Sydni Emanuel, OF	2014
Jessica Hartwell, 1B	2018
Karli Hamilton, OF	2019
Ellie Bailey, 1B	2023
Kailey Wyckoff, UTL	2024
Second Team (44)	
Kim Martinez, 3B	1997
Ellen Middleton, DP	1997
Stephanie Walls, OF	1998
Kim Martinez, 3B	1999
Aimee Weathers, DP	1999
Sandy Butler, OF	2000
Shauna Briggs, DP	2000
Carmen Grindell, 1B	2001

Kristi Robles, SS	2002
Elyssa Sigala, C	2004
Andrea Joachims, 1B	2004
Ashley Parker, OF	2005
Erin Crawford, P	2006
Ashley Parker, OF	2006
Jennifer Corkin, Util.	2007
Jennifer Corkin, 1B	2008
Leah Legler, SS	2008
Montana Patin, OF	2008
Elizabeth Eimen, 1B	2009
Emily Bledsoe, 3B	2010
Logan Hall, 2B	2010
Mikey Kenney, OF	2010
Emily Bledsoe, 3B	2011
Sandy James, 1B	2011
Emily Bledsoe, 3B	2012
Sandy James, 1B	2012
Adriana Perez, DP	2012
Mikey Kenney, OF	2013
Gretchen Aucoin, RHP/INF	2014
Cassie McClure, DP/INF	2014
Kristi Belshe, C	2015
Lea Hopson, 2B	2015
Kierra Miles, OF	2016
Susan Welborn, C	2016
Kiani Ramsey, OF	2016
Kierra Miles, OF	2017
Karli Hamilton, OF	2018
Peyton Blythe, OF	2019
Heaven Burton, OF	2019
Jessica Hartwell, 1B	2019
Kailey Wyckoff, C	2023
Riley Love, 3B	2024
Abbie Orrick, SS	2024
Arriana Villa, OF	2024

Freshman Team (13)

Kiani Ramsey, OF	2016
Raina O'Neal, OF	2017
Kassidy Scott, P	2017
Heaven Burton, DP/OF	2018
Michaela Cochran, OF	2018
Erin Edmondson, LHP	2018
Kelcy Leach, C	2018
Peyton Blythe, OF	2019
Zoe Jones, 2B	2019
Riley Love, SS	2021
Arriana Villa, 2B	2021
Kailey Wyckoff, C	2023
Raegan Jennings, 2B	2024
Logan Halleman, OF	2024

Honorable Mention (2)

Jessica Wimpy, SS	1996
Shelly Reeves, OF	1996

- USA SOFTBALL PLAYER OF THE WEEK -

Jessica Hartwell	3-6-18
------------------	--------

- BIG 12 PLAYER OF THE WEEK -

26 Player of the Week

Kim Martinez	10-24-97
Shauna Briggs	4-25-00
Kristi Robles	2-26-02
Elyssa Sigala	3-9-04
Logan Hall	3-1-11
Cyndney Allen	3-8-11
Sandy James	3-15-11
Sandy James	2-21-12
Adriana Perez	4-3-12
Sydni Emanuel	3-18-14
Jordan Bettiol	2-24-15
Devon Thomey	4-28-15
Kierra Miles	3-22-16
Jessica Hartwell	5-9-17
Jessica Hartwell	3-5-18
Karli Hamilton	4-30-18
Jessica Hartwell	5-7-18

Karli Hamilton	2-12-19
Trenity Edwards	2-19-19
Jessica Hartwell	3-5-19
Karli Hamilton	3-12-19
Karli Hamilton	4-23-19
Karli Hamilton	3-23-21
Yvonne Whaley	4-20-21
Riley Ehlen	4-19-22
Makinzy Herzog	3-14-23

- BIG 12 PITCHER OF THE WEEK -

18 Pitcher of the Week

Amanda Renfro	3-4-98
Amanda Renfro	4-1-98
Amanda Renfro	3-7-00
Amanda Renfro	4-11-00
Amanda Renfro	3-13-01
Amanda Renfro	4-10-01
Ashly Jacobs	4-8-08
Brittany Talley	2-11-14
Gretchen Aucoin	3-25-14
Gretchen Aucoin	4-22-14
Gretchen Aucoin	4-29-14
Cara Custer	4-21-15
Erin Edmondson	2-26-18
Erin Edmondson	3-10-20
Erin Edmondson	2-23-21
Missy Zoch	3-23-21
Missy Zoch	4-20-21
Kendall Fritz	3-15-22

- BIG 12 10TH ANNIVERSARY TEAM -

Sandy Butler	2006
--------------	------

- BIG 12 ALL-TOURNAMENT TEAM -

10 All-Tournament Team

Amanda Renfro	2001
Carmen Grindell	2001
Jennifer Corkin	2007
Ashly Jacobs	2007
Brandy Moulin	2007
Robyn Wike	2007
Holley Gentsch	2010
Michaela Cochran	2018
Erin Edmondson	2018
Kennedy Crites	2024

- BIG 12 SPECIALTY AWARDS -

Freshman of the Year	
Kailey Wyckoff, C	2023
Newcomer of the Year ¹	
Kim Martinez	1997

¹ Award stopped being given after the 2000 season

- DISOFTBALL ALL-AMERICANS -

Freshman Team (1)	
Kailey Wyckoff, C	2023

- TUCCI/NFCA NATIONAL AWARDS -

2023 TUCCI/NFCA Division I National Freshman of the Year Top 25 Finalists	
Kailey Wyckoff, C	2023

- ACADEMIC ALL-BIG 12 -

173 Academic All-Conference

First Team (136)	
Jennifer Beach	1998
Danielle Brady	1998
Emily Hayes	1998
Ellen Middleton	1998
Christina Munoz	1998
Paula Workman	1998
Emily Hayes	1999
Stephanie McCoy	1999
Paula Workman	1999

ALL-TIME INDIVIDUAL AWARD WINNERS

GOLD GLOVE WINNER

Ashley Hamada	2012
Brittany Talley	2012
Taylor Powell	2013
Kiani Ramsey	2017
Alanna Barraza	2023
Abbie Orrick	2023
Peyton Blythe	2023
Arriana Villa	2023
Kendall Fritz	2023
Abbie Orrick	2024
Olivia Rains	2024
Maddie Kuehl	2024
Aubrey Barnhart	2024
Arriana Villa	2024

¹ Previously named CoSIDA Academic All-District Team

- ACADEMIC ALL-AMERICANS -

(GTE, CAPITAL ONE, CoSIDA)

Second Team

Holley Gentsch, C	2011
-------------------	------

Third Team

Paula Workman, INF	1998
Paula Workman, INF	1999
Holley Gentsch, C	2012

- EASTON/NFCA ALL-AMERICA SCHOLAR-ATHLETES -

12 All-America Scholar-Athletes

Ellie Bailey	2021
Alanna Barraza	2021
Peyton Blythe	2021
Heaven Burton	2021
Kamryn Caldwell	2021
Erin Edmondson	2021
Karli Hamilton	2021
Jacee Hamlin	2021
Zoe Jones	2021
Riley Love	2021
Abbie Orrick	2021
Arriana Villa	2021

- DR. GERALD LAGE ACADEMIC ACHIEVEMENT AWARD-

Maddie Westmoreland	2020
---------------------	------

- RAWLINGS GOLD GLOVE PRESENTED BY NFCA-

Riley Love	2024
------------	------



RILEY LOVE

- 2024 RAWLINGS GOLD GLOVE -

Riley Love became the first Red Raider to win a Rawlings Gold Glove in the 2024 season. This prestigious award came on the heels of her best season where she set 12 new career highs including recording 90 assists at the third base position. Love was named to the All-Big 12 Second Team and to the NFCA All-Central Region Third Team during her senior season as well. She made numerous web-gem plays at the hot corner which helped her to be just one of nine players in 2024 to be given the honors of being a Gold Glove winner.

NO-HITTERS

No-Hitters (9)

Date	Opponent	Result	Strikeouts	Pitcher
3-25-1997	at Abilene Christian	W, 6-0	5	Jenny Cannon
3-17-1999	vs. Sonoma State	W, 3-0	4	Emily Hayes
2-25-2000	vs. No. 22 Illinois-Chicago	W, 2-0 (9)	11	Amanda Renfro
3-4-2011	vs. Dayton	W, 8-0 (5)	4	Brittany Talley
3-13-2011	vs. Alcorn State	W, 18-0 (5)	5	Kemitria Ward
3-16-2012	vs. Seton Hall	W, 11-0 (5)	9	Cara Custer
2-15-2019	vs. Drake	W, 1-0	10	Erin Edmondson
3-21-2021	vs. Tarleton State	W, 23-0 (5)	8	Missy Zoch
2-11-2023	at UT-Arlington	W, 4-0	5	Sage Hoover

No-Hitters by pitcher

Jenny Cannon	1
Cara Custer	1
Erin Edmondson	1
Emily Hayes	1
Sage Hoover	1
Amanda Renfro	1
Brittany Talley	1
Kemitria Ward	1
Missy Zoch	1

■ Missy Zoch tossed the eighth no-hitter in Texas Tech history on March 21, 2021, helping the Red Raiders to one of the most historic program wins when they defeated Tarleton State 23-0 in five innings. Zoch struck out eight of the 17 batters she faced.



PERFECT GAMES

Perfect Games (4)

Date	Opponent	Result	Strikeouts	Pitcher
5-20-1999	vs. South Carolina	W, 1-0	8	Amanda Renfro
3-10-2001	vs. Penn State	W, 2-0	10	Amanda Renfro
3-7-2020	vs. Fairleigh Dickinson	W, 8-0 (5)	7	Erin Edmondson
3-12-2022	vs. Texas A&M-Corpus Christi	W, 9-0 (5)	3	Kendall Fritz

Perfect games by pitcher

Erin Edmondson	1
Kendall Fritz	1
Amanda Renfro	2



Texas Tech vs. South Carolina - May 20, 1999

NCAA Fresno Regional - Fresno, Calif.
Result: Texas Tech 1, South Carolina 0
Pitcher Involved: Amanda Renfro

The first perfect game in school history could not have come at a better time as Amanda Renfro kept the Gamecocks off the bases in the opener of the NCAA Fresno Regional. Playing in the school's first postseason appearance, Renfro struck out eight batters over seven innings as the Red Raiders would eventually win the game thanks to a Kim Martinez sacrifice fly in the fifth inning. The Red Raiders moved on to the regional championship game, falling to Fresno State, 5-0, to end the year 36-31 overall.



Texas Tech vs. Penn State - March 10, 2001

Speedline Invitational - Tampa, Fla.
Result: Texas Tech 2, Penn State 0
Pitcher Involved: Amanda Renfro

Amanda Renfro tossed her second career perfect game and final no-hitter as a Red Raider as Texas Tech opened bracket play of the Speedline Invitational with a 2-0 victory over Penn State. The senior struck out 10 batters against the Nittany Lions, helping lead the Red Raiders to the tournament championship game where Tech fell to fifth-ranked Stanford. The game marked Renfro's third no-hitter of her illustrious career and the final one until Brittany Talley allowed only one base runner (off a walk) on March 4, 2011 against Dayton.



Texas Tech vs. Fairleigh Dickinson - March 7, 2020

Jeanne McHaney Memorial Classic - Lubbock, Texas
Result: Texas Tech 8, Fairleigh Dickinson 0 (5 innings)
Pitcher Involved: Erin Edmondson

Nearly 20 years after the program's second perfect game, Erin Edmondson became the second pitcher to throw a perfect game in program history. Ending the almost two-decade-long drought, Edmondson tallied seven strikeouts through five spotless innings to secure the incredible achievement. The southpaw was perfect through the first four innings and she kept the pressure on heading into the fifth. Needing just three outs to make Texas Tech history, Edmondson induced an easy pop up in foul territory for out number one. Her sixth strikeout of the day marked out number two and she secured her perfect game with strikeout number seven to end the contest.



Texas Tech vs. Texas A&M-Corpus Christi - March 12, 2022

Texas Tech Invitational - Lubbock, Texas
Result: Texas Tech 9, Texas A&M - Corpus Christi 0 (5 innings)
Pitcher Involved: Kendall Fritz

In her first season as a Red Raider, Kendall Fritz became just the third pitcher to throw a perfect game in Texas Tech history. Fritz's perfect game was the fourth in program record and the second in three years. It was the first perfect game of Fritz's collegiate career as the transfer from Nevada retired all 15 batter she faced with three strikeouts, three ground outs and nine outs in the air. The junior from Frisco, Texas earned Big 12 Co-Pitcher of the Week honors following her effort in the circle as Tech went undefeated at the Texas Tech Invitational.



YEAR-BY-YEAR RESULTS

1981

HEAD COACH: CINDY CARLETON
RECORD: 8-21

*Full results cannot be found

DATE	OPPONENT	SCORE
3-9	vs. Illinois State%	W, 11-6
3-9	vs. Illinois State%	L, 2-9
3-10	ILLINOIS STATE	L, 0-12
3-12	vs. Angelo State\$	W, 7-4
3-16	ANGELO STATE	L, 0-13
3-16	ANGELO STATE	L, 0-8
4-10	vs. UT-Arlington#	L, 2-7
4-10	vs. Baylor#	L, 2-8
4-18	vs. University of Central Oklahoma&	L, 4-14
4-19	vs. UT-Arlington&	L, 0-7
4-22	at Angelo State	L, 0-8
4-24	vs. UT-Arlington^	L, 0-4

% - Texas Invitational, Canyon, Texas

\$ - Roadrunner Invite, Las Cruces, N.M.

& - UT-Arlington Invitational, Fort Worth, Texas

- Texas Wesleyan Tournament, Fort Worth, Texas

^ - Angelo State Invite, San Angelo, Texas

1982

HEAD COACH: CINDY CARLETON
RECORD: 4-16

OPPONENT	SCORE
New Mexico State%	L, 0-1
Arizona State%	L, 0-7
Pacific%	L, 0-8
Cal-Poly Pomona%	L, 0-9
New Mexico%	L, 1-8
Illinois State	L, 3-14
Angelo State	L, 2-9
Oklahoma City	W, 7-5
West Texas State	L, 4-2
West Texas State	L, 0-10
West Texas State	W, 4-3
West Texas State	L, 3-4
West Texas State	L, 2-7
West Texas State	L, 5-6
Sam Houston State\$	L, 1-5
Central State\$	L, 1-10
Angelo State\$	W, 8-1
Baylor\$	L, 0-3
Oklahoma City\$	L, 1-3
Angelo State\$	W, 12-3

% - Arizona State Tournament, Tempe, Ariz.

\$ - Texas-Arlington Invitational

1983

HEAD COACH: KATHY WELTER
RECORD: 19-18-4

DATE	OPPONENT	SCORE
2-26	NEW MEXICO	L, 0-1
2-26	NEW MEXICO	L, 0-4
2-27	NEW MEXICO	L, 2-4
3-3	at West Texas St.	L, 4-5
3-3	at West Texas St.	W, 15-0
3-7	SOUTH DAKOTA ST.	W, 7-0
3-7	SOUTH DAKOTA ST.	W, 10-0
3-10	vs. Eastern Arizona#	L, 4-5
3-10	at New Mexico State#	L, 0-6
3-10	vs. Nebraska#	L, 2-3 (8)
3-10	vs. Northern Arizona#	W, 6-5
3-14	vs. IUPUI-Indianapolis\$	T, 0-0
3-14	vs. Sacred Heart\$	L, 0-3
3-16	vs. IUPUI-Indianapolis\$	T, 1-1 (6)
3-17	vs. Akron\$	T, 1-1
3-17	vs. Virginia\$	W, 8-0
3-18	vs. Virginia\$	W, 3-1
3-18	vs. Akron\$	T, 3-3 (6)
3-24	vs. Western Michigan%	W, 1-0
3-24	vs. Saint Mary's%	L, 3-4
3-29	WEST TEXAS ST.	W, 10-3
3-29	WEST TEXAS ST.	W, 6-2
4-8	vs. Utah State^	L, 0-3 (18)
4-8	vs. Sam Houston State^	W, 2-1 (10)
4-8	vs. McNeese State^	L, 2-5
4-9	vs. New Mexico^	L, 0-3
4-9	vs. West Texas St.^	L, 0-2
4-19	at West Texas St.	W, 6-3
4-19	at West Texas St.	L, 0-2
4-22	vs. Oklahoma City&	W, 9-0
4-22	vs. Baylor&	L, 0-1 (13)
4-22	vs. Texas Wesleyan&	W, 3-0
4-23	Oklahoma State&	L, 0-2
4-23	Central State (Okla.)&	L, 0-2
5-4	WEST TEXAS	L, 3-4 (10)
5-4	WEST TEXAS	L, 5-7

- Roadrunner Invitational, Las Cruces, N.M.

\$ - Spring Games, Orlando, Fla.

% - American Legion Tour., Bartlesville, Okla.

& - UTA Tournament, Irving, Texas

1984

HEAD COACH: KATHY WELTER
RECORD: 24-14

DATE	OPPONENT	SCORE
2-25	vs. New Mexico State	W, 2-1
2-25	at New Mexico	L, 1-4
2-25	at New Mexico	L, 0-2
2-26	vs. New Mexico State	W, 5-0
3-8	vs. Eastern Arizona@	L, 3-4
3-8	vs. Utah State@	L, 1-5
3-8	vs. Oklahoma State@	L, 0-2
3-9	vs. Pima College@	W, 2-1
3-10	vs. Oklahoma City@	W, 4-0
3-10	vs. Brigham Young@	W, 7-1
3-10	vs. Northern Arizona@	W, 2-1
3-11	vs. Kansas	W, 7-2
3-11	vs. Utah State	W, 1-0
3-13	vs. Northern Illinois	L, 0-5
3-13	vs. Southern Illinois	W, 7-0
3-14	vs. Iowa State	W, 2-1
3-14	vs. Arizona State	L, 0-11
3-15	vs. Arizona#	W, 3-2
3-16	vs. Kansas State#	W, 11-1
3-16	vs. Central Michigan#	L, 2-4
3-17	vs. Missouri#	L, 0-2
3-22	vs. Southwest Missouri	W, 4-1
4-6	vs. Sam Houston State%	W, 2-1
4-6	vs. McNeese%	W, 3-2
4-7	vs. Louisiana Tech%	W, 2-0 (18)
4-7	at Texas A&M%	W, 1-0
4-8	vs. Cal-State Fullerton%	L, 0-2
4-8	vs. Baylor%	L, 0-1 (24)
4-13	vs. S.W. Louisiana^	L, 3-5
4-13	at Texas-Arlington^	W, 4-0
4-13	vs. Lamar^	L, 0-1
4-14	at Texas-Arlington^	W, 4-0
4-14	vs. S.W. Louisiana^	W, 3-0
4-14	vs. Northeast Louisiana^	L, 0-5
4-28	vs. Western Illinois	W, 5-3
4-28	at Missouri	W, 1-0
4-29	vs. Evansville	W, 3-0
4-29	at Missouri	W, 2-1 (24)

@ - Roadrunner Invitat., Las Cruces, N.M.

- Sooner Invitational, Norman, Okla.

\$ - Aggie Invitational, College Station, Texas

% - UTA Invitational, Arlington, Texas

1985

HEAD COACH: KATHY WELTER
RECORD: 21-18

DATE	OPPONENT	SCORE
2-23	New Mexico	L, 2-7
2-24	New Mexico	L, 0-5
2-24	New Mexico	W, 2-1
2-23	New Mexico	W, 2-1
3-7	vs. Metropolitan St.@	W, 12-0
3-7	vs. Pima Comm. College@	W, 7-6
3-7	vs. Utah@	L, 2-5
3-8	vs. Oklahoma@	L, 2-4
3-8	vs. Minnesota@	W, 2-0
3-8	vs. Utah State@	W, 3-0
3-9	vs. Northern Arizona@	W, 3-1
3-9	vs. Utah@	L, 0-2
3-11	Indiana	L, 1-5
3-11	Indiana	W, 5-3
3-12	Kansas	L, 2-3
3-12	Southern Illinois	W, 3-0
3-14	vs. Illinois State#	W, 2-1
3-14	vs. Wichita State#	W, 5-1
3-15	vs. Nebraska#	L, 0-5
3-16	vs. New Mexico#	L, 1-7
3-21	Mankato State\$	W, 7-0
3-21	Colorado State\$	W, 4-3
3-21	New Mexico State\$	L, 2-3 (8)
3-22	Mankato State\$	W, 3-0
3-22	New Mexico State\$	L, 0-1
3-23	Mankato State\$	W, 10-2
3-23	New Mexico State\$	L, 1-2
4-12	at Baylor%	L, 0-2
4-12	vs. Oklahoma City%	W, 1-0
4-12	at Baylor%	W, 2-1
4-13	vs. Oklahoma City%	W, 3-2
4-13	at Baylor%	W, 3-0
4-13	vs. Oklahoma City%	W, 2-1 (8)
4-18	at Pacific^	L, 0-7
4-18	vs. Oregon State^	L, 0-2
4-19	vs. New Mexico^	L, 2-4
4-19	vs. Arizona State^	L, 0-1
4-20	vs. San Diego State^	L, 1-4
4-20	vs. San Francisco State^	W, 4-3 (10)

@ - Roadrunner Tournament,
Las Cruces, N.M.

- Sooner Invitational, Norman, Okla.

\$ - Texas Tech Spring Tourn.,
Lubbock, Texas

% - Baylor Invitational, Waco, Texas

1996

HEAD COACH: RENEE LUERS-GILLESPIE
RECORD: 4-44 • Big 12: 1-20

DATE	OPPONENT	SCORE
2-10	at Texas-San Antonio	L, 1-2
2-10	at Texas-San Antonio	L, 4-5
2-11	at Southwest Texas	W, 5-3 (15)
2-11	at Southwest Texas	L, 4-5
2-23	vs. Oklahoma City@	L, 1-5
2-23	vs. Texas-Arlington@	L, 0-4
2-23	vs. Stephen F. Austin@	L, 0-2
2-24	vs. Nicholls State@	L, 0-8
2-24	vs. McNeese State@	L, 2-3
2-25	vs. Northeast Louisiana@	L, 2-8
2-29	vs. Southern Utah%	L, 3-4
2-29	vs. New Mexico State%	W, 4-3
3-1	vs. New Mexico%	L, 2-13
3-1	vs. #17 Kansas%	L, 2-6
3-2	vs. Wichita State%	L, 0-6
3-2	vs. Stephen F. Austin%	L, 3-5
3-2	vs. Colorado State%	W, 7-5
3-8	TULSA -	L, 9-11 (8)
3-9	OKLAHOMA CHRISTIAN-	L, 9-11
3-9	TULSA-	L, 4-12
3-9	BAYLOR -	L, 0-9
3-10	OKLAHOMA CITY-	L, 5-7
3-10	TULSA -	L, 4-15
3-10	OKLAHOMA CHRISTIAN-	L, 1-6
3-11	BAYLOR -	L, 6-13
3-11	BAYLOR -	L, 1-2
3-30	OKLAHOMA STATE*	L, 4-7
3-30	OKLAHOMA STATE*	L, 8-16
3-31	OKLAHOMA STATE*	L, 3-18
4-3	#12 TEXAS A&M*	L, 0-11
4-3	#12 TEXAS A&M*	L, 5-9
4-6	at Iowa State*	L, 0-8
4-6	at Iowa State*	L, 1-11
4-7	at Iowa State*	L, 0-8
4-13	KANSAS*	L, 1-5
4-13	KANSAS*	W, 5-4
4-14	KANSAS*	L, 0-8
4-17	at #18 Texas A&M*	L, 0-4
4-17	at #18 Texas A&M*	L, 3-4
4-20	MISSOURI*	L, 4-15
4-20	MISSOURI*	L, 2-10
4-21	MISSOURI*	L, 5-7
4-27	at #14 Nebraska*	L, 0-10
4-27	at #14 Nebraska*	L, 0-13
5-4	at #10 Oklahoma*	L, 2-6
5-4	at #10 Oklahoma*	L, 0-7
5-5	at #10 Oklahoma*	L, 1-6
5-10	vs. Iowa State#	L, 3-4

@ - Mardi Gras Classic - Monroe, La.

% - Troy Cox Invitational - Las Cruces, N.M.

- - Red Raider Invitational - Lubbock, Texas

* - Big 12 game

- Big 12 Tournament - Oklahoma City, Okla.

1997

HEAD COACH: RENEE LUERS-GILLESPIE
RECORD: 34-29-1 • Big 12: 1-13

DATE	OPPONENT	SCORE
2-1	at Stephen F. Austin	W, 4-0
2-1	at Stephen F. Austin	W, 7-4
2-2	at Sam Houston State	L, 2-7
2-2	at Sam Houston State	L, 0-2
2-8	at Southwest Texas State	W, 3-1
2-8	at Southwest Texas State	W, 8-7
2-9	at Texas Women's University	W, 3-0
2-9	at Texas Women's University	T, 1-1
2-14	vs. Centenary!	W, 7-0
2-15	vs. Tennessee!	L, 0-3
2-15	vs. Northeast Louisiana!	L, 2-4
2-16	vs. Sam Houston State!	W, 10-1
2-16	vs. Detroit!	W, 10-0
2-18	ABILENE CHRISTIAN	W, 8-0
2-18	ABILENE CHRISTIAN	W, 10-0
2-21	vs. Southern Utah\$	W, 3-1
2-21	at Texas-San Antonio\$	W, 3-2
2-21	vs. Texas-Arlington\$	L, 1-3
2-22	at Texas-San Antonio\$	W, 6-1
2-23	at Texas-San Antonio\$	L, 0-2
2-24	vs. Texas-Arlington\$	W, 4-3
2-27	vs. New Mexico%	L, 0-3
2-27	vs. Loyola%	W, 9-8
2-28	vs. Furman%	W, 6-3
2-28	vs. #22 Baylor%	L, 1-6
3-1	vs. Wichita State%	W, 3-2
3-1	at New Mexico State%	W, 6-2
3-2	vs. Minnesota%	L, 4-7
3-8	NEW MEXICO STATE-	L, 0-2
3-8	OKLAHOMA CITY-	L, 1-12
3-8	PURDUE-	L, 2-4
3-9	PURDUE-	L, 1-7
3-9	OKLAHOMA CITY-	L, 1-4
3-16	vs. Middle Tennessee@	W, 4-2
3-17	vs. Liberty@	W, 8-2
3-17	vs. Vermont@	W, 4-2
3-19	vs. Cornell@	W, 9-1
3-19	vs. Morehead@	W, 4-3
3-21	vs. Liberty@	L, 1-3
3-21	vs. Brown@	W, 11-1
3-22	vs. Wisconsin-Green Bay@	W, 7-0
3-22	vs. Army@	W, 10-3
3-24	vs. Hartford@	W, 4-2
3-25	at Abilene Christian	W, 6-4
3-25	at Abilene Christian	W, 6-0
3-27	EASTERN NEW MEXICO	W, 15-1
3-27	EASTERN NEW MEXICO	W, 10-2
3-29	KANSAS *	L, 0-7
3-29	KANSAS*	L, 4-7
3-30	#14 MISSOURI*	L, 0-10
3-30	#14 MISSOURI*	L, 4-10
4-1	TEXAS-PERMIAN BASIN	W, 18-0
4-1	TEXAS-PERMIAN BASIN	W, 19-0
4-5	at #17 Oklahoma State*	L, 1-11
4-5	at #17 Oklahoma State*	L, 5-9
4-6	at #7 Oklahoma*	L, 0-3
4-6	at #7 Oklahoma*	L, 2-6
4-13	vs. Nebraska*	W, 8-5
4-13	vs. Nebraska*	L, 2-5
4-19	at Baylor*	L, 0-1
4-19	at Baylor	L, 0-3
4-27	TEXAS*	L, 0-3
4-28	TEXAS*	L, 0-6
5-2	vs. Baylor#	L, 0-1

! - UT-Arlington Tournament - Arlington, Texas

\$ - UTSA Tournament - San Antonio, Texas

% - Troy Cox Invitational - Las Cruces, N.M.

- - Texas Tech Invitational - Lubbock, Texas

@ - Rebel Games - Orlando, Fla.

* - Big 12 game

- Big 12 Tournament - Oklahoma City, Okla.



1998

HEAD COACH: RENEE LUERS-GILLESPIE
RECORD: 45-19 • BIG 12: 10-7

DATE	OPPONENT	SCORE
2-7	vs. Western New Mexico!	W, 15-0
2-7	vs. Eastern New Mexico!	W, 9-1
2-7	at New Mexico!	W, 1-0
2-8	at New Mexico!	L, 3-6
2-8	at New Mexico!	W, 8-6
2-8	vs. Adams State!	W, 13-4
2-16	SOUTHWEST TEXAS	W, 3-0
2-16	SOUTHWEST TEXAS	L, 0-3
2-18	EASTERN NEW MEXICO	W, 3-0
2-18	EASTERN NEW MEXICO	W, 4-2
2-20	at Florida@	L, 0-2
2-20	at Florida@	L, 1-2
2-21	vs. Southwest Texas@	W, 4-2
2-21	vs. Southwest Texas@	W, 2-1
2-24	ABILENE CHRISTIAN	W, 6-0
2-24	ABILENE CHRISTIAN	W, 8-2
2-27	vs. Northeastern Illinois\$	W, 8-0
2-28	vs. Eastern Kentucky\$	W, 10-1
2-28	vs. Tennessee-Chattanooga\$	W, 2-0
3-1	vs. Austin Peay\$	W, 15-0
3-1	vs. Northeastern Illinois\$	W, 4-0
3-1	at Alabama\$	W, 2-1
3-4	at Eastern New Mexico	W, 10-2
3-4	at Eastern New Mexico	W, 9-1
3-6	vs. San Diego State^	W, 6-2
3-6	vs. San Diego State^	L, 0-1
3-7	at #1 Arizona^	L, 0-10
3-7	at #1 Arizona^	W, 6-0
3-8	vs. #6 Oklahoma^	W, 1-0
3-12	vs. Southwest Louisiana%	L, 0-2
3-12	vs. #13 Nebraska%	W, 5-2
3-12	vs. Bowling Green%	W, 7-0
3-13	vs. Oklahoma Christian%	W, 14-4
3-13	vs. Bowling Green%	W, 4-0
3-17	at St. Mary's (Calif.)	W, 13-0
3-17	at St. Mary's (Calif.)	W, 7-3
3-18	at San Jose State	W, 1-0
3-18	at San Jose State	W, 5-2
3-20	at Santa Clara	W, 11-1
3-20	at Santa Clara	L, 3-4
3-21	at #14 Stanford	L, 0-2
3-21	at #14 Stanford	L, 1-3
3-28	at Kansas*	W, 3-1
3-28	at Kansas*	L, 0-5
3-29	at #8 Missouri*	W, 1-0
3-29	at #8 Missouri*	W, 2-1
4-1	at Abilene Christian	W, 7-6
4-1	at Abilene Christian	W, 9-3
4-4	#10 OKLAHOMA STATE*	L, 4-8
4-4	#10 OKLAHOMA STATE*	W, 1-0
4-5	#4 OKLAHOMA*	L, 1-6
4-5	#4 OKLAHOMA*	L, 0-8
4-10	#7 NEBRASKA*	L, 3-4
4-10	#7 NEBRASKA*	L, 1-6
4-11	IOWA STATE*	W, 2-1
4-11	IOWA STATE*	W, 1-0
4-18	BAYLOR*	W, 2-0
4-18	BAYLOR*	W, 7-6
4-25	at Texas A&M*	W, 3-1
4-25	at Texas A&M*	W, 2-1
4-26	at #8 Texas*	L, 0-1
5-1	vs. #11 Oklahoma State##	L, 0-1
5-1	vs. Iowa State##	W, 3-1
5-2	vs. #8 Texas##	L, 0-3

!- Univ. of New Mexico Tourn., Albuq., N.M.
@-Univ. of Florida Invitational, Gainesville, Fla.
\$ -Univ. of Alabama Tourn., Tuscaloosa, Ala.
^ -Univ. of Arizona Tourn., Tuscon, Ariz.
%-H.I.T. Tournament, Spring, Texas
*-Big 12 Conference
##-Big 12 Tournament, Oklahoma City, Okla.

1999

HEAD COACH: RENEE LUERS-GILLESPIE
RECORD: 36-31 • BIG 12: 6-7

DATE	OPPONENT	SCORE
2-6	NEW MEXICO	W, 1-0
2-6	NEW MEXICO	L, 2-4
2-7	NEW MEXICO	L, 1-4
2-12	vs. #24 Illinois-Chicago!	L, 3-5
2-12	vs. Southwest Texas!	L, 2-4
2-13	vs. Nicholls State!	W, 3-1
2-13	vs. Mississippi!	L, 0-2
2-14	vs. Arkansas!	W, 6-5
2-14	vs. #15 Oklahoma State!	W, 11-3
2-14	vs. Northwestern!	W, 15-2
2-18	vs. #14 Stanford\$	L, 0-1
2-19	vs. #13 Long Beach State\$	L, 0-1
2-20	vs. Cal State Northridge\$	L, 0-8
2-20	vs. Sacramento State\$	W, 4-3
2-20	at San Diego State\$	W, 4-1
2-21	vs. UC Santa Barbara\$	L, 0-3
2-21	vs. Cal State Fullerton\$	W, 5-2
2-25	vs. New Mexico%	W, 4-2
2-25	vs. Northwestern%	W, 3-2
2-27	vs. Butler%	W, 10-4
2-27	vs. Penn State%	L, 1-2
2-27	vs. #22 Minnesota%	W, 5-0
2-28	vs. New Mexico%	L, 0-3
3-5	vs. Kansas^	L, 0-1
3-5	vs. Notre Dame^	W, 8-3
3-6	vs. #12 LSU^	L, 0-2
3-6	at #2 Arizona^	L, 0-4
3-7	vs. #12 LSU^	L, 3-4
3-10	NEW MEXICO STATE	W, 5-2
3-10	NEW MEXICO STATE	W, 5-4
3-12	vs. #23 Iowa&	W, 4-0
3-12	vs. Wisconsin-Green Bay&	L, 0-3
3-12	at San Jose State&	W, 3-1
3-13	vs. #16 California&	L, 0-1
3-13	vs. Arkansas&	L, 1-4
3-15	at Pacific	W, 1-0
3-15	at Pacific	W, 8-0
3-17	at Sonoma State	W, 3-0
3-17	at Sonoma State	W, 10-2
3-27	at Baylor*	L, 1-3
3-27	at Baylor*	L, 1-2
3-28	at Texas Lutheran	W, 8-0
3-28	at Texas Lutheran	W, 5-0
3-31	at New Mexico State	W, 3-1
3-31	at New Mexico State	L, 0-2
4-7	TEXAS-SAN ANTONIO	W, 5-4
4-7	TEXAS-SAN ANTONIO	L, 1-4
4-10	#24 MISSOURI*	W, 4-3
4-10	#24 MISSOURI*	W, 6-2
4-11	KANSAS*	L, 1-4
4-11	KANSAS*	W, 4-1
4-18	at Iowa State*	L, 0-4
4-18	at Iowa State*	W, 1-0
4-19	at Nebraska*	L, 0-1
4-19	at Nebraska*	L, 1-2
4-26	at #9 Oklahoma*	W, 4-1
5-2	#21 TEXAS A&M*	L, 1-5
5-2	#21 TEXAS A&M*	W, 3-2
5-13	vs. #23 Missouri##	L, 2-5
5-13	vs. #22 Texas A&M##	W, 4-0
5-14	vs. #9 Oklahoma##	W, 2-1
5-14	vs. #11 Texas##	L, 0-1
5-20	vs. #14 South Carolina@	W, 1-0
5-21	vs. Pacific@	W, 1-0
5-22	at #2 Fresno State@	L, 1-3
5-22	vs. #14 South Carolina@	W, 4-1
5-23	at #2 Fresno State@	L, 0-5

! UT-Arlington Tournament - Arlington, Texas
\$ San Diego State Tourn. - San Diego, Calif.
% Troy Cox Classic - Las Cruces, N.M.
^ Hillenbrand Invitational - Tucson, Ariz.
& San Jose State Tourn. San Jose, Calif.
Big 12 Tournament - Oklahoma City, Okla.
@ NCAA Regional - Fresno, Calif.
* Big 12 game

2000

HEAD COACHES: RENEE LUERS-GILLESPIE/
CARLA MARCHETTI
RECORD: 19-36 • BIG 12: 7-10

DATE	OPPONENT	SCORE
2-4	vs. Colorado State!	L, 2-4
2-4	vs. Cal-State Fullerton!	L, 0-10
2-5	vs. Tulsa!	L, 2-4
2-5	vs. Colorado State!	L, 0-2
2-6	at New Mexico!	L, 0-3
2-6	at New Mexico!	L, 1-7
2-10	vs. #1 UCLA@	L, 2-3
2-11	vs. #15 Long Beach State@	L, 4-8
2-11	vs. #20 Hawaii@	L, 0-6
2-12	vs. #19 Texas@	W, 4-0
2-12	vs. Hofstra@	W, 3-2
2-13	vs. Hofstra@	L, 0-1
2-25	vs. #18 Illinois-Chicago&	L, 0-2 (9)
2-25	vs. McNeese State&	W, 10-0
2-26	vs. Oregon State&	L, 0-3
2-26	vs. Penn State&	L, 2-5
2-26	vs. McNeese State&	W, 10-0
2-26	vs. #25 Oregon&	L, 1-3
3-3	at Texas A&M-Corpus Christi\$	W, 5-0
3-4	vs. Missouri-Kansas City\$	L, 2-3
3-4	vs. Evansville\$	W, 4-1
3-4	at Texas A&M-Corpus Christi\$	W, 2-0
3-5	vs. Evansville\$	L, 0-1
3-9	vs. Cal-Poly SLO%	L, 0-2
3-9	at #7 Fresno State%	L, 0-2
3-10	vs. #3 UCLA%	L, 0-7
3-11	vs. Mississippi%	W, 1-0
3-11	vs. Illinois State%	L, 0-4
3-12	vs. Florida State%	L, 0-3
3-15	TEXAS-SAN ANTONIO	W, 4-0
3-15	TEXAS-SAN ANTONIO	L, 1-5
3-18	NEW MEXICO STATE^	W, 5-4 (10)
3-18	SAN DIEGO STATE^	W, 6-4
3-19	SAN DIEGO STATE^	L, 1-2 (10)
3-19	NEW MEXICO STATE^	L, 2-5
3-25	#18 OKLAHOMA STATE*	W, 5-0
3-26	#18 OKLAHOMA STATE*	L, 5-6
4-2	NEBRASKA*	L, 1-5
4-2	NEBRASKA*	L, 1-2 (11)
4-8	at Kansas*	W, 8-0
4-9	at Kansas*	W, 1-0
4-11	TEXAS*	L, 0-1
4-15	at #6 Oklahoma*	L, 0-5
4-16	at #6 Oklahoma*	L, 1-7
4-22	MISSOURI*	W, 9-1
4-23	MISSOURI*	W, 6-5
4-24	BAYLOR*	L, 1-3
4-24	BAYLOR*	L, 6-7
4-29	at Iowa State*	W, 3-2
4-30	at Iowa State*	L, 1-6
5-3	at Texas A&M*	L, 1-2 (8)
5-3	at Texas A&M*	W, 8-1
5-11	vs. Texas##	W, 8-4
5-11	vs. #18 Nebraska##	L, 1-4
5-12	vs. Missouri#	L, 0-1

! Diamond 2000 Tourn. - Albuquerque, N.M.
@ Paradise Classic - Honolulu, Hawaii
& Troy Cox Classic - Las Cruces, N.M.
\$ Bash by the Bay - Corpus Christi, Texas
% Bulldog Classic - Fresno, Calif.
^ Red Raider Invitational - Lubbock, Texas
* Big 12 game
Big 12 Tournament - Oklahoma City, Okla.

2001

HEAD COACH: BOBBY REEVES
RECORD: 37-24 • BIG 12: 10-8

DATE	OPPONENT	SCORE
2-3	NEW MEXICO STATE	W, 3-0
2-3	NEW MEXICO STATE	W, 5-4
2-9	vs. #20 Oregon!	L, 0-8 (5)
2-9	vs. Georgia!	L, 0-1
2-10	vs. #4 Washington!	L, 1-4
2-10	vs. #25 Utah!	W, 9-2
2-11	vs. Utah State!	W, 6-4
2-18	at Texas-San Antonio	W, 2-1
2-18	at Texas-San Antonio	L, 2-3 (8)
2-23	vs. #14 Notre Dame\$	L, 0-4
2-24	vs. Maine\$	W, 6-2
2-25	vs. Maine\$	W, 6-2
2-25	at Arkansas\$	W, 2-1 (8)
2-25	at Arkansas\$	L, 0-1
3-3	at New Mexico State	L, 0-3
3-3	at New Mexico State	L, 3-7
3-8	vs. Utah%	W, 3-0
3-8	vs. Temple%	W, 2-0
3-9	vs. Mississippi State%	W, 1-0
3-9	vs. Michigan State%	W, 2-1
3-10	vs. Georgia Southern%	W, 2-1 (9)
3-10	vs. Penn State%	W, 2-0
3-11	vs. Utah%	W, 6-2 (8)
3-11	vs. #5 Stanford%	L, 0-1
3-15	vs. #13 Iowa^	W, 9-1 (5)
3-16	vs. BYU^	W, 5-4 (8)
3-16	vs. San Jose State^	W, 1-0
3-16	vs. Mississippi^	L, 0-1
3-17	vs. Western Kentucky^	W, 2-1
3-17	vs. TAMU-Corpus Christi^	W, 8-5
3-18	vs. New Mexico^	W, 7-1
3-18	vs. #13 Iowa^	L, 0-1 (8)
3-24	at Oklahoma State*	W, 1-0 (9)
3-25	at Oklahoma State*	L, 2-3
3-29	#20 TEXAS A&M*	W, 1-0 (10)
3-29	#20 TEXAS A&M*	L, 6-8
3-31	at #17 Nebraska*	W, 6-5
4-1	at #17 Nebraska*	L, 1-3
4-3	OKLAHOMA CITY	W, 5-0
4-3	OKLAHOMA CITY	L, 3-5
4-7	KANSAS*	W, 6-3
4-8	KANSAS*	W, 1-0
4-11	at #23 Baylor*	L, 0-2
4-11	at #23 Baylor*	W, 3-1 (8)
4-13	#7 OKLAHOMA*	L, 0-8 (5)
4-14	#7 OKLAHOMA*	L, 0-5
4-21	at Missouri*	W, 1-0
4-22	at Missouri*	W, 1-0
4-28	IOWA STATE*	L, 3-7
4-29	IOWA STATE*	W, 2-0
5-2	at Texas*	W, 8-3
5-2	at Texas*	L, 0-2
5-10	vs. Baylor#	W, 8-0 (5)
5-10	vs. #5 Oklahoma#	L, 1-2
5-11	vs. Texas A&M#	W, 1-0
5-11	vs. Oklahoma State#	W, 1-0
5-12	vs. Oklahoma State#	L, 1-2
5-17	vs. #10 Cal St.-Fullerton@	L, 0-1
5-17	vs. St. Peter's College@	W, 3-2
5-18	vs. Hawaii@	W, 4-2
5-18	vs. #1 Arizona@	L, 0-8 (6)

! Fiesta Bowl Classic - Phoenix, Ariz.

\$ The Morning News Invitational - Fayetteville, Ark.

% Speedline Invitational - Tampa, Fla.

^ Capital Classic - Sacramento, Calif.

* Big 12 game

Big 12 Tournament - Oklahoma City, Okla.

@ NCAA Regional - Tucson, Ariz.

2002

HEAD COACH: BOBBY REEVES
RECORD: 13-40 • BIG 12: 2-16

DATE	OPPONENT	SCORE
2-1	vs. Oregon!	L, 2-7
2-1	at #17 Southwest Texas State!	W, 13-6
2-2	vs. Texas A&M-CC!	W, 8-5
2-2	vs. Houston!	L, 4-6
2-3	vs. Oregon!	W, 9-1
2-8	vs. #2 UCLA#	L, 0-11
2-8	vs. Mississippi State#	L, 4-12
2-9	vs. #24 Massachusetts#	L, 1-7
2-9	at #8 Arizona State#	L, 1-6
2-10	vs. #16 Fresno State#	L, 1-7
2-15	vs. #2 UCLA\$	L, 2-13
2-15	vs. #4 LSU\$	L, 2-5
2-16	vs. #18 Oregon State\$	L, 0-8
2-16	at UNLV\$	L, 4-7
2-17	vs. #13 Alabama\$	L, 0-7
2-19	vs. New Mexico State	W, 7-4
2-22	vs. Dayton%	W, 8-0
2-22	vs. #17 Florida State%	W, 4-1 (9)
2-23	vs. Dayton%	W, 8-1
2-23	vs. New Mexico State%	L, 3-5
2-24	vs. #17 Florida State%	W, 8-7 (8)
2-24	at New Mexico State%	L, 1-3
3-5	at New Mexico	W, 6-2
3-5	at New Mexico	W, 2-1
3-6	at New Mexico	L, 2-7
3-13	vs. Cal State-Northridge^	L, 3-8
3-14	vs. #2 Arizona^	L, 0-8 (5)
3-15	vs. Notre Dame^	L, 1-2
3-15	vs. #12 Washington^	L, 3-10
3-16	vs. #15 DePaul^	L, 3-5
3-20	BAYLOR*	L, 0-7
3-20	BAYLOR*	L, 0-2
3-23	IOWA STATE*	L, 2-5
3-24	IOWA STATE*	L, 2-10 (6)
3-29	at #9 OKLAHOMA*	L, 1-3
3-29	at #9 OKLAHOMA*	L, 0-4
4-3	TEXAS A&M-CC	L, 2-8
4-3	TEXAS A&M-CC	W, 2-0
4-6	OKLAHOMA STATE*	L, 1-12 (6)
4-7	OKLAHOMA STATE*	W, 1-0
4-10	at #24 Texas A&M*	L, 0-3
4-10	at #24 Texas A&M*	L, 0-7
4-13	at Kansas*	L, 0-9
4-14	at Kansas*	L, 0-1
4-16	OKLAHOMA CITY	L, 0-4
4-16	OKLAHOMA CITY	L, 3-7
4-17	#16 TEXAS*	L, 2-3 (8)
4-17	#16 TEXAS*	L, 0-2
4-21	at Missouri*	L, 1-6
4-22	at Missouri*	W, 9-1
4-27	#4 NEBRASKA*	L, 3-5 (8)
4-28	#4 NEBRASKA*	L, 2-6
5-2	vs. Kansas@	L, 0-2

! SWT Tournament - San Marcos, Texas

Fiesta Bowl Tournament - Tempe, Ariz.

\$ UNLV Tournament - Las Vegas, Nev.

% NMSU Tournament - Las Cruces, N.M.

^ Kia Classic - Fullerton, Calif.

@ Big 12 Tournament - Oklahoma City, Okla.

* Big 12 game

2003

HEAD COACH: BOBBY REEVES
RECORD: 22-41 • BIG 12: 4-14

DATE	OPPONENT	SCORE
1-31	vs. TAMU-CC#	L, 0-4
1-31	vs. #Oregon#	L, 1-2
2-1	at Southwest Texas State#	W, 2-1
2-1	vs. Arkansas#	L, 5-6
2-2	vs. Houston#	W, 4-2
2-7	vs. Utah!	L, 2-3
2-7	vs. #15 Oregon State!	L, 1-2
2-8	vs. #25 Massachusetts!	L, 2-5
2-8	vs. UNLV!	W, 6-0
2-9	vs. #8 Stanford!	L, 0-7
2-12	at New Mexico State	W, 15-6
2-12	at New Mexico State	W, 12-3
2-14	vs. UC - Riverside%	W, 7-5
2-14	vs. #3 California%	L, 0-7
2-15	vs. Purdue%	L, 5-7
2-15	vs. UNLV%	L, 0-3
2-16	vs. #9 Cal-State Fullerton%	L, 3-4
2-22	vs. UTSA^	L, 2-4
2-22	vs. Kentucky^	W, 5-4
2-22	vs. #25 Oregon^	L, 0-1
2-23	at Houston^	W, 6-5
2-28	vs. New Mexico+	L, 0-5
2-28	vs. #25 Baylor+	L, 0-3
3-1	vs. Eastern Michigan+	W, 3-2
3-1	vs. Wichita State+	L, 1-3
3-2	at TAMU-CC+	L, 0-9
3-7	WICHITA STATES\$	L, 3-8
3-7	NEW MEXICO\$	W, 8-0
3-8	COLUMBIA\$	W, 6-0
3-8	#2 ARIZONA\$	L, 0-10
3-9	COLUMBIA\$	W, 6-3
3-9	#2 ARIZONA\$	L, 0-1
3-14	vs. North Carolina-	L, 1-2
3-14	vs. Georgia State-	W, 10-0
3-15	vs. Coastal Carolina-	L, 1-6
3-15	vs. St. Bonaventure-	L, 3-4
3-19	#22 TEXAS A&M*	W, 4-1
3-19	#22 TEXAS A&M*	L, 1-10
3-22	MISSOURI*	L, 4-6
3-23	MISSOURI*	L, 0-8
3-24	SOUTHWEST TEXAS STATE	L, 0-13
3-24	SOUTHWEST TEXAS STATE	L, 3-4
3-29	at #18 Oklahoma State*	L, 0-1
3-30	at #18 Oklahoma State*	L, 2-3
4-2	at #5 Texas*	L, 0-2
4-2	at #5 Texas*	L, 0-1
4-5	#24 KANSAS*	L, 6-7
4-6	#23 KANSAS*	W, 8-4
4-8	at Baylor*	L, 0-2
4-8	at Baylor*	W, 1-0
4-12	at #7 Nebraska*	L, 1-5
4-13	at #7 Nebraska*	L, 0-6
4-18	#5 OKLAHOMA*	L, 2-6
4-19	#5 OKLAHOMA*	L, 0-10
4-22	OKLAHOMA CITY	W, 8-5
4-22	OKLAHOMA CITY	W, 10-2
4-23	NEW MEXICO STATE	W, 11-3
4-23	NEW MEXICO STATE	W, 8-1
4-26	at Iowa State*	L, 3-6
4-27	at Iowa State*	W, 6-4
5-1	vs. Kansas@	W, 5-1
5-1	vs. #3 Texas@	L, 1-7
5-2	vs. #20 Texas A&M@	L, 0-2

SWT Tournament - San Marcos, Texas

! Fiesta Bowl Tournament - Tempe, Ariz.

% UNLV Tournament - Las Vegas, Nev.

^ Houston Tournament - Houston, Texas

+ Texas A&M-CC Tournament - Corpus Christi, Texas

\$ Red Raider Classic - Lubbock, Texas

- Hokie Fastpitch Club Classic - Salem, Va.

* Big 12 game

@ Big 12 Tournament - Oklahoma City, Okla.



2004

HEAD COACH: BOBBY REEVES
RECORD: 22-36 • BIG 12: 2-16

DATE	OPPONENT	SCORE
2-6	vs. Texas A&M-CC#	L, 0-1
2-6	vs. Tulsa#	L, 4-9
2-7	vs. Texas State#	L, 3-4
2-7	vs. UTSA#	L, 3-11
2-8	vs. New Mexico State#	L, 0-4
2-13	vs. Dayton\$	W, 9-8
2-13	at #20 Arizona State\$	L, 0-3
2-14	vs. Western Michigan\$	L, 1-2
2-14	vs. #5 Washington\$	L, 0-6
2-15	vs. Nevada\$	L, 1-4
2-18	UTEP	W, 9-3
2-18	UTEP	W, 5-4
2-20	vs. SE Louisiana%	W, 8-0
2-20	at #10 Louisiana-Lafayette%	L, 1-7
2-21	vs. Prairie View A&M%	L, 5-7
2-21	vs. Stephen F. Austin%	L, 1-4
2-22	vs. SE Louisiana%	L, 2-3
2-27	vs. Alabama-Birmingham-	L, 6-7
2-27	vs. Saint Louis-	W, 2-1
2-28	vs. Drake-	W, 8-2
2-28	at Tulsa-	L, 2-5
3-5	COLUMBIA*	W, 4-1
3-6	NEW MEXICO*	W, 5-3
3-6	COLUMBIA*	W, 3-0
3-6	NEW MEXICO*	L, 0-3
3-7	COLUMBIA*	W, 11-10
3-7	NEW MEXICO*	W, 4-1
3-16	at UTEP	W, 4-0
3-16	vs. Marist	W, 5-4
3-17	at New Mexico State	W, 5-3
3-17	at New Mexico State	W, 7-0
3-19	at New Mexico	W, 1-0
3-19	at New Mexico	L, 1-3
3-22	TEXAS STATE	L, 1-6
3-22	TEXAS STATE	L, 4-6
3-27	IOWA STATE*	W, 8-5
3-28	IOWA STATE*	L, 4-7
3-31	NEW MEXICO STATE	W, 2-1
3-31	NEW MEXICO STATE	W, 3-0
4-3	at Kansas*	L, 1-2
4-4	at Kansas*	L, 1-4
4-9	at #20 Baylor*	L, 0-4
4-10	at #20 Baylor*	L, 3-7
4-14	OKLAHOMA STATE*	L, 2-7
4-14	OKLAHOMA STATE*	L, 7-8
4-15	TEXAS*	L, 7-8
4-15	TEXAS*	L, 1-10
4-17	TEXAS A&M*	L, 1-11
4-18	TEXAS A&M*	L, 5-12
4-21	at #21 Oklahoma*	L, 3-7
4-21	at #21 Oklahoma*	L, 3-4
4-24	#15 NEBRASKA*	L, 1-6
4-25	#15 NEBRASKA*	L, 1-3
4-29	NW OKLAHOMA STATE	W, 2-0
4-29	NW OKLAHOMA STATE	W, 5-4
5-1	at Missouri*	W, 1-0
5-2	at Missouri*	L, 0-10
5-12	vs. Kansas&	L, 1-5

Texas St. Tournament - San Marcos, Texas
\$ Arizona State Tournament - Tempe, Ariz.
% Mardi Gras Classic - Lafayette, La.
- Tulsa Tournament - Tulsa, Okla.
^ Red Raider Classic - Lubbock, Texas
* Conference Opponent
& Big 12 Tournament - Oklahoma City, Okla.

2005

HEAD COACH: TERESA WILSON
RECORD: 23-25 • BIG 12: 3-15

DATE	OPPONENT	SCORE
2-4	vs. Texas A&M-CC#	L, 0-2
2-4	vs. Wichita State#	W, 4-2
2-5	at Texas State#	L, 5-7
2-5	vs. Northern Colorado#	W, 3-0
2-12	vs. Portland State\$	L, 2-7
2-12	vs. Utah State\$	L, 2-8
2-13	vs. Louisville\$	W, 5-4
2-25	vs. Auburn%	L, 1-4
2-25	at #4 Stanford%	L, 4-8
2-26	vs. Sacramento State%	W, 4-1
2-26	vs. Alabama-Birmingham%	W, 1-0
2-27	vs. UC-Davis%	W, 5-3
3-4	Texas A&M-CC^	L, 0-2
3-4	UC-Riverside^	W, 10-2
3-5	New Mexico^	W, 8-0
3-6	UC-Riverside^	L, 3-5
3-11	vs. Valparaiso!	W, 2-0
3-11	vs. UMKC!	W, 11-2
3-12	at Wichita State!	W, 3-1
3-12	vs. #19 Nebraska!	L, 0-4
3-13	vs. Valparaiso!	W, 11-0
3-18	vs. New Mexico State&	W, 1-0
3-19	vs. Liberty&	W, 6-5
3-19	vs. New Mexico State&	W, 3-2
3-20	vs. Liberty&	W, 15-7
3-22	Oklahoma City	W, 4-0
3-22	Oklahoma City	W, 7-5
3-25	#7 Baylor*	L, 7-9
3-26	#7 Baylor*	L, 2-10
3-30	EASTERN NEW MEXICO	W, 10-1
3-30	EASTERN NEW MEXICO	W, 19-1
4-2	at Iowa State*	W, 3-1
4-3	at Iowa State*	W, 5-2
4-9	#17 MISSOURI*	L, 0-8
4-10	#17 MISSOURI*	L, 1-3
4-11	#6 OKLAHOMA*	L, 5-8
4-11	#6 OKLAHOMA*	L, 2-9
4-16	at Nebraska*	L, 1-7
4-17	at Nebraska*	L, 2-3
4-19	at Oklahoma State*	L, 0-8
4-19	at Oklahoma State*	L, 8-9
4-22	at #5 Texas A&M*	L, 2-7
4-24	at #5 Texas A&M*	L, 0-8
4-26	at #6 Texas*	W, 2-0
4-26	at #6 Texas*	L, 0-3
4-30	KANSAS*	L, 0-3
5-1	KANSAS*	L, 0-10
5-11	vs. Oklahoma State&	L, 0-8

Texas State Tournament - San Marcos, Texas
\$ UNLV Tournament - Las Vegas, Nev.
% Stanford Tournament - Palo Alto, Calif.
^ Red Raider Classic - Lubbock, Texas
! Wichita Tournament - Wichita, Kan.
& New Mexico Tournament - Albuquerque, N.M.
* Big 12 game
& Big 12 Tournament - Oklahoma City, Okla.

2006

HEAD COACH: TERESA WILSON
RECORD: 19-35 • BIG 12: 4-13

DATE	OPPONENT	SCORE
2-9	at Jacksonville	W, 5-0
2-9	at Jacksonville	W, 5-2
2-10	vs. Southern Illinois#	L, 0-3
2-10	vs. Central Florida#	L, 2-4
2-11	vs. Central Florida#	L, 1-4
2-11	vs. Southern Illinois#	L, 2-3
2-17	vs. Pacific\$	L, 0-7
2-17	vs. Tennessee Tech\$	L, 2-5
2-18	vs. #18 Missouri\$	W, 8-3
2-18	at #3 Arizona\$	L, 0-6
2-19	vs. North Carolina State\$	L, 2-5
2-23	vs. Maryland %	W, 3-0
2-23	vs. #6 Stanford %	L, 0-8
2-24	vs. UNLV %	W, 5-0
2-24	vs. #1 Arizona %	L, 1-3
2-25	vs. #19 LSU %	L, 3-4
2-25	vs. #23 Fresno State %	L, 0-3
3-3	vs. #11 Georgia ^	L, 2-9
3-4	at Cal State Fullerton ^	L, 1-2
3-4	vs. #3 Tennessee ^	L, 0-4
3-5	vs. #16 Northwestern ^	L, 0-7
3-10	vs. Missouri State !	W, 7-6
3-10	at Wichita State !	W, 3-1
3-11	vs. Missouri State !	L, 1-9
3-11	at Wichita State !	L, 3-4
3-12	vs. Northern Colorado !	W, 12-2
3-17	vs. South Dakota State &	W, 10-2
3-17	vs. South Dakota State &	W, 16-9
3-18	vs. UC Riverside &	L, 1-5
3-19	at Univ. New Mexico &	W, 4-2
3-25	at #19 Baylor*	L, 0-1
3-26	at #19 Baylor*	L, 0-4
3-28	at #15 Oklahoma*	W, 4-2
3-28	at #15 Oklahoma*	L, 3-7
4-1	#15 TEXAS A&M*	W, 3-2
4-2	#15 TEXAS A&M*	L, 5-7
4-8	IOWA STATE*	W, 2-0
4-9	IOWA STATE*	W, 4-3
4-12	at UT Arlington	L, 2-3
4-12	at UT Arlington	W, 4-0
4-13	at Univ. North Texas	W, 8-2
4-13	at Univ. North Texas	W, 3-1
4-15	at Kansas*	L, 0-1
4-16	at Kansas*	L, 2-3
4-18	OKLAHOMA STATE*	L, 0-8
4-18	OKLAHOMA STATE*	L, 2-4
4-20	#2 TEXAS*	L, 0-6
4-22	#17 NEBRASKA*	L, 3-4
4-23	#17 NEBRASKA*	L, 4-10
4-26	UT SAN ANTONIO	L, 3-4
4-26	UT SAN ANTONIO	W, 4-1
4-29	at Missouri*	L, 5-7
4-30	at Missouri*	L, 1-2
5-10	vs. Missouri+	L, 3-6

Triple Crown Tournament - St. Augustine, Fla.
\$ Arizona Worth Tournament - Tucson, Ariz.
% Palm Springs Tournament - Palm Springs, Calif.
^ Fullerton Worth Tournament - Fullerton, Calif.
! Wichita Tournament - Wichita, Kan.
& New Mexico Tournament - Albuquerque, N.M.
* Big 12 game
+Big 12 Tournament Play-in - Oklahoma City, Okla.

2007

HEAD COACH: TERESA WILSON
RECORD: 24-27 • BIG 12: 4-12

DATE	OPPONENT	SCORE
2-9	vs. Cal State Fullerton %	L, 0-5
2-9	vs. Northwestern St %	W, 8-3
2-10	vs. Ohio State %	W, 4-0
2-10	vs. Nevada %	W, 11-1 (5)
2-11	vs. Oregon %	L, 2-4
2-16	vs. Virginia #	W, 8-7
2-16	at #4 Arizona #	L, 0-1
2-17	vs. Temple #	W, 10-2 (6)
2-17	vs. Middle Tenn. St. #	W, 6-0
2-18	at #4 Arizona #	L, 1-8
2-22	at Fla. International	W, 8-1
2-23	vs. Jacksonville @	W, 8-0 (6)
2-23	vs. Illinois @	W, 5-2
2-24	vs. James Madison @	W, 2-1 (8)
2-24	at Florida Atlantic @	L, 7-8
2-25	vs. Illinois @	W, 7-0
3-2	vs. Nevada †	W, 3-2
3-2	vs. #8 Northwestern †	L, 2-3
3-3	vs. #8 Stanford †	L, 1-2
3-3	vs. San Diego State †	W, 7-0
3-4	vs. Cal Poly †	L, 2-4
3-9	vs. #10 Washington ^	L, 0-1
3-9	vs. #3 Arizona State ^	L, 1-10
3-10	vs. #10 Washington ^	W, 3-2
3-10	at #3 Arizona State ^	L, 6-7
3-11	at #3 Arizona State ^	L, 3-12 (5)
3-15	at Texas State	W, 1-0
3-15	at Texas State	L, 2-6
3-16	at UT-San Antonio	W, 5-4
3-16	at UT-San Antonio	W, 6-3
3-22	#3 OKLAHOMA *	L, 0-7
3-22	#3 OKLAHOMA *	L, 3-7
3-24	MISSOURI *	L, 4-7
3-28	NORTH TEXAS	L, 1-4
4-1	at Nebraska *	L, 0-6
4-1	at Nebraska *	L, 0-4
4-6	#11 BAYLOR *	L, 9-14
4-14	at Iowa State *	L, 0-3
4-15	at Iowa State *	W, 5-0
4-21	KANSAS *	L, 1-4
4-22	KANSAS *	L, 3-5
4-26	at #18 Texas *	L, 1-11 (6)
4-26	at #18 Texas *	L, 1-6
4-28	at #5 Texas A&M *	L, 0-5
4-29	at #5 Texas A&M *	W, 6-2
5-5	at Oklahoma State *	W, 13-12
5-6	at Oklahoma State *	W, 5-4
5-11	vs. Oklahoma State+	W, 6-5 (8)
5-11	vs. #5 Baylor+	W, 8-4 (12)
5-12	vs. #7 Texas A&M+	W, 4-3
5-12	vs. #2 Oklahoma++	L, 3-6

% ASU Kajakawa Classic - Tempe, Ariz.

Arizona Worth Tournament - Tucson, Ariz.

@ Florida Atlantic Tournament - Miami, Fla.

† Fullerton Worth Tournament - Fullerton, Calif.

^ ASU Big 12/Pac-10 Challenge - Tempe, Ariz.

* Big 12 Game

+Big 12 Tournament - Oklahoma City, Okla.

++Big 12 Tournament Championship Game

2008

HEAD COACH: TERESA WILSON
RECORD: 23-36 • BIG 12: 8-10

DATE	OPPONENT	SCORE
2-8	vs. #11 Washington ^	L, 1-8
2-8	at UNLV ^	L, 0-2
2-9	vs. Loyola Chicago ^	L, 2-3
2-9	vs. #2 Arizona State ^	L, 0-2
2-15	vs. Memphis#	L, 3-5
2-16	vs. Utah#	L, 2-8
2-16	vs. California#	L, 4-12
2-17	vs. Western Kentucky#	L, 1-2
2-22	vs. #22 Washington†	L, 1-6
2-23	vs. Missouri†	L, 4-10
2-23	vs. Wichita State†	L, 0-8
2-24	at New Mexico†	L, 4-8
2-29	vs. Oregon State+	W, 2-1
2-29	at Cal State Fullerton+	L, 2-7
3-1	vs. Loyola Chicago+	W, 4-3
3-1	vs. #8 Stanford+	L, 2-9
3-2	vs. UC Davis+	W, 3-2
3-7	vs. Campbell@	L, 7-11
3-7	vs. North Dakota State@	L, 0-3
3-8	at #9 Stanford@	L, 1-3
3-8	vs. Col. of Charleston@	W, 11-0
3-9	vs. Col. of Charleston@	W, 8-3
3-12	vs. Maine\$	W, 6-1
3-13	vs. Texas\$	L, 2-8
3-14	vs. North Carolina\$	L, 0-6
3-14	at #16 Hawai'i\$	L, 1-4
3-15	vs. Maine\$	W, 6-3
3-15	vs. North Carolina\$	L, 2-4
3-17	at North Texas	L, 3-4
3-21	#7 TEXAS A&M*	L, 3-7
3-22	#7 TEXAS A&M*	L, 1-3
3-25	UTEP	L, 1-2
3-25	UTEP	W, 9-1
3-27	TEXAS*	W, 5-4
3-29	at Kansas*	L, 0-1
3-29	at Kansas	L, 7-12
4-5	NEBRASKA*	W, 7-0
4-6	NEBRASKA*	W, 2-1
4-8	TEXAS STATE	W, 6-2
4-8	TEXAS STATE	W, 8-6
4-10	at #7 Oklahoma*	L, 2-3
4-10	at #7 Oklahoma*	L, 3-8
4-12	at Missouri*	L, 3-5
4-13	at Missouri*	L, 6-10
4-15	UTSA	W, 6-1
4-15	UTSA	W, 2-0
4-17	at Texas*	L, 1-10
4-19	at Baylor*	W, 4-1
4-20	at Baylor*	W, 4-3
4-22	UTA	L, 3-5
4-22	UTA	W, 8-1
4-26	IOWA STATE*	W, 6-1
4-27	IOWA STATE*	W, 4-3
4-28	NEW MEXICO	W, 4-3
4-28	NEW MEXICO	L, 0-1
5-3	OKLAHOMA STATE*	W, 5-3
5-4	OKLAHOMA STATE*	L, 2-4
5-10	vs. Missouri%	W, 5-3
5-10	vs. Nebraska%	L, 1-6

^ UNLV Alexis Resort Kick Off Classic - Las Vegas, Nev.

Arizona State Tournament - Tempe, Ariz.

† Univ. New Mexico Tournament - Albuquerque, N.M.

+ CSF-Fullerton Worth Tournament - Fullerton, Calif.

@ Stanford Tournament - Palo Alto, Calif.

\$ Hawai'i Tournament - Honolulu, Haw.

* Big 12 Conference game

% Big 12 Conference Tournament - Oklahoma City, Okla.

2009

INTERIM HEAD COACH: AMY SUITER
RECORD: 15-42 • BIG 12: 3-15

DATE	OPPONENT	SCORE
2-6	vs. Central Florida^	W, 12-4
2-6	vs. Wagner^	W, 4-2
2-7	vs. Oregon^	L, 3-4 (9)
2-7	vs. #9 Stanford^	L, 1-6
2-13	vs. Florida Atlantic#	L, 4-7
2-13	at #2 Florida#	L, 0-11 (5)
2-14	vs. Florida Atlantic#	L, 0-1
2-14	vs. Georgia Tech#	L, 1-8
2-20	vs. Drake@	L, 2-5
2-20	vs. Wisconsin@	W, 5-4 (8)
2-21	at New Mexico@	L, 4-6
2-21	vs. Wisconsin@	L, 1-2
2-22	at New Mexico@	L, 8-11
2-27	vs. Illinois-	L, 2-8
2-27	vs. South Florida-	L, 9-15
2-28	vs. Pacific-	W, 7-5
2-28	at #2 Florida-	L, 3-7
3-1	vs. Pacific-	W, 7-0 (forfeit)
3-6	vs. UC Santa Barbara\$	W, 8-6
3-6	at UNLV\$	L, 0-6
3-7	vs. Notre Dame\$	L, 0-7
3-8	vs. Notre Dame\$	L, 0-5
3-10	#9 OKLAHOMA*	L, 1-6
3-10	#9 OKLAHOMA*	L, 0-12 (5)
3-12	vs. South Dakota St+	W, 10-0 (6)
3-12	vs. South Dakota St+	W, 14-3 (5)
3-13	vs. New Mexico St%	L, 1-9 (5)
3-13	vs. CS Northridge%	L, 2-3
3-14	vs. Connecticut%	L, 1-4
3-15	vs. Quinnipiac%	L, 1-4
3-15	vs. Northern Colorado	L, 2-6
3-17	at San Diego St	W, 5-3
3-17	at San Diego St	L, 2-4
3-18	at Univ. San Diego	W, 2-1
3-21	BAYLOR*	L, 1-2
3-22	BAYLOR*	L, 1-6
3-26	at Texas*	L, 0-7
3-28	at Iowa State*	L, 2-7
3-29	at Iowa State*	W, 4-3
3-30	at UTSA	W, 9-1 (6)
4-4	KANSAS*	L, 0-10 (6)
4-5	KANSAS*	W, 4-2
4-8	NORTH TEXAS	L, 1-6
4-10	at #24 Texas A&M*	L, 4-5
4-11	at #24 Texas A&M*	L, 0-6
4-13	at Texas State	W, 3-2 (9)
4-13	at Texas State	L, 1-5
4-15	#24 TEXAS*	L, 0-2
4-18	#10 MISSOURI*	L, 0-12 (5)
4-19	#10 MISSOURI*	L, 3-10
4-23	at UTEP	L, 1-2
4-23	at UTEP	L, 1-5
4-25	at Nebraska*	L, 0-8 (5)
4-25	at Nebraska*	W, 4-3
5-2	at Oklahoma State*	L, 1-2
5-3	at Oklahoma State*	L, 0-8 (5)
5-8	vs. Oklahoma State!	L, 0-7

^ ASU Kajakawa Classic - Tempe, Ariz.

Florida Lipton Invitational - Gainesville, Fla.

@ UNM Lobo Invitational - Albuquerque, N.M.

- Florida Cox Invitational - Gainesville, Fla.

\$ UNLV Invitational - Las Vegas, Nev.

+ Played at San Diego, Calif.

% San Diego Classic II - San Diego, Calif.

* Big 12 Conference game

! Big 12 Conference Tournament - Oklahoma City, Okla.



2010

HEAD COACH: SHANON HAYS
RECORD: 38-18 • BIG 12: 7-11

DATE	OPPONENT	SCORE
2-11	vs. Wisconsin [^]	W, 5-2
2-12	vs. Southern Utah [^]	W, 9-1
2-13	vs. Auburn [^]	L, 1-6
2-13	vs. Oregon [^]	W, 4-3
2-14	vs. San Diego State [^]	W, 6-1
2-19	MAINE	W, 5-0
2-19	MISSOURI-KANSAS CITY	W, 2-1
2-20	MISSOURI-KANSAS CITY	W, 5-4
2-20	MAINE	W, 5-0
2-21	MAINE	W, 12-9
2-21	MISSOURI-KANSAS CITY	W, 7-3
2-27	vs. Texas Southern	W, 18-0
2-28	vs. Wichita State	W, 2-1
2-28	at UT-Arlington	W, 3-2
3-3	HOUSTON BAPTIST	W, 4-1
3-3	HOUSTON BAPTIST	W, 8-0
3-5	BOISE STATE	W, 9-0
3-6	BOISE STATE	W, 4-1
3-6	WICHITA STATE	L, 2-5
3-7	BOISE STATE	W, 11-6
3-7	WICHITA STATE	W, 8-0
3-12	JACKSON STATE	W, 12-1
3-12	NORTH CAROLINA CENTRAL	W, 24-1
3-13	NORTH CAROLINA CENTRAL	W, 14-0
3-13	JACKSON STATE	W, 8-0
3-14	NORTH CAROLINA CENTRAL	W, 11-0
3-14	JACKSON STATE	W, 11-2
3-19	vs. Long Island [#]	L, 2-3
3-19	vs. #19 Florida State [#]	W, 2-1
3-20	vs. Florida A&M [#]	W, 7-2
3-20	vs. Towson [#]	W, 6-2
3-21	vs. Maryland [#]	L, 2-3
3-27	IOWA STATE [*]	W, 6-3
3-28	IOWA STATE [*]	L, 2-4
4-3	at #24 Baylor [*]	L, 0-1 (9)
4-5	at #24 Baylor [*]	W, 1-0
4-6	at #16 Texas [*]	L, 0-4
4-10	NEBRASKA [*]	L, 1-3
4-11	NEBRASKA [*]	L, 0-2
4-15	at #12 Oklahoma [*]	L, 7-9
4-15	at #12 Oklahoma [*]	W, 7-6 (9)
4-17	at #11 Missouri [*]	L, 1-3
4-18	at #11 Missouri [*]	L, 2-5
4-22	#7 OKLAHOMA STATE [*]	W, 6-0
4-22	#7 OKLAHOMA STATE [*]	W, 4-1
4-24	at Kansas [*]	W, 4-2
4-25	at Kansas [*]	W, 4-1
4-29	#12 TEXAS [*]	L, 2-7
5-1	#20 TEXAS A&M [*]	L, 6-10
5-2	#20 TEXAS A&M [*]	L, 4-8
5-15	vs. Kansas!	W, 5-3
5-15	vs. #11 Oklahoma!	L, 0-2
5-21	at #15 Stanford [@]	L, 4-5
5-22	vs. UC Davis [@]	W, 1-0
5-22	at #15 Stanford [@]	W, 6-3
5-23	vs. #19 Hawaii [@]	L, 1-7

[^] ASU Kajikawa Classic - Tempe, Ariz.

[#] USF The Game Tournament - Clearwater, Fla.

^{*} Big 12 Conference game

[!] Big 12 Conference Tournament - Oklahoma City, Okla.

[@] NCAA Regional - Palo Alto, Calif.

2011

HEAD COACH: SHANON HAYS
RECORD: 42-16 • BIG 12: 5-11

DATE	OPPONENT	SCORE
2-10	vs. #16 BYU [^]	W, 7-5
2-11	vs. Bradley [^]	W, 13-2 (5)
2-12	vs. #12 California [^]	W, 5-4
2-12	vs. Indiana [^]	W, 4-1
2-13	vs. Appalachian State [^]	W, 10-9
2-18	UTAH VALLEY+	W, 8-3
2-18	BRYANT+	W, 10-0 (5)
2-19	BRYANT+	W, 10-2 (5)
2-19	UTAH VALLEY+	W, 8-2
2-20	BRYANT+	W, 8-0 (6)
2-20	UTAH VALLEY+	W, 14-5 (6)
2-25	NORTHERN ILLINOIS ^{&}	W, 16-3 (5)
2-25	ST. JOHN'S ^{&}	W, 5-3
2-26	ST. JOHN'S ^{&}	W, 19-8 (5)
2-26	NORTHERN ILLINOIS ^{&}	W, 8-0 (5)
2-27	WICHITA STATE ^{&}	W, 10-2 (5)
3-4	HOWARD-	W, 8-0 (5)
3-4	DAYTON-	W, 8-0 (5)
3-5	DAYTON-	W, 11-0 (5)
3-5	HOWARD-	W, 10-0 (5)
3-6	DAYTON-	W, 10-0 (5)
3-6	HOWARD-	W, 7-1
3-9	NEW MEXICO	W, 9-6
3-9	NEW MEXICO	W, 5-3
3-11	ALCORN STATE%	L, 2-4
3-11	EVANSVILLE%	W, 8-0 (5)
3-12	EVANSVILLE%	W, 5-1
3-12	ALCORN STATE%	W, 15-0 (5)
3-13	ALCORN STATE%	W, 18-0 (5)
3-13	EVANSVILLE%	W, 8-0 (5)
3-17	vs. Colorado State	W, 17-5 (5)
3-18	vs. Jacksonville!	W, 5-1
3-18	vs. Long Island!	W, 8-4
3-19	vs. Chattanooga!	W, 3-1
3-19	vs. Boston University!	W, 4-0
3-20	vs. Liberty!	W, 6-5 (9)
3-26	#13 MISSOURI*	L, 1-4
3-27	#13 MISSOURI*	L, 1-10 (6)
4-1	#14 OKLAHOMA*	W, 5-0
4-2	#14 OKLAHOMA*	L, 6-7
4-6	#17 BAYLOR*	L, 1-5
4-6	#17 BAYLOR*	L, 3-10
4-9	at Iowa State*	W, 15-5
4-10	at Iowa State*	W, 16-5
4-13	KANSAS*	L, 5-9
4-13	KANSAS*	W, 10-0 (5)
4-16	at #19 Oklahoma State*	L, 1-2 (8)
4-17	at #19 Oklahoma State*	L, 1-7
4-22	#5 TEXAS*	L, 2-15 (5)
4-23	#5 TEXAS*	L, 5-9
4-30	at Nebraska*	L, 0-7
5-1	at Nebraska*	W, 5-0
5-13	at #18 Texas A&M*	L, 0-3
5-14	at #18 Texas A&M*	L, 2-5
5-20	vs. New Mexico State [@]	L, 0-9 (6)
5-21	vs. Harvard [@]	W, 7-0
5-21	vs. New Mexico State [@]	W, 6-5
5-22	at #10 Arizona [@]	L, 2-10 (6)

[^] ASU Kajikawa Classic - Tempe, Ariz.

+ Texas Tech Invitational - Lubbock, Texas

& Jeannine McHaney Memorial Classic - Lubbock, Texas

- Red Raider Classic - Lubbock, Texas

% Masked Rider Invitational - Lubbock, Texas

! USF The Game Tournament - Clearwater, Fla.

* Big 12 Conference game

@ NCAA Tucson Regional - Tucson, Ariz.

2012

HEAD COACH: SHANON HAYS
RECORD: 41-17 • BIG 12: 13-10

DATE	OPPONENT	SCORE
2-9	vs. San Diego State [^]	W, 5-4
2-10	vs. Northwestern [^]	L, 6-14 (6)
2-10	vs. #14 Tennessee [^]	L, 0-1
2-11	vs. #9 Stanford [^]	L, 1-7
2-12	vs. Cal Poly [^]	L, 0-3
2-17	vs. Ohio State+	W, 7-4
2-17	vs. Long Beach State+	W, 2-0
2-18	vs. Idaho State+	W, 8-4
2-18	vs. Portland State+	W, 5-1
2-19	vs. DePaul+	W, 2-1
2-19	vs. Utah State+	W, 11-2 (5)
2-24	vs. Texas State\$	W, 6-0
2-24	vs. North Texas\$	W, 10-0 (8)
2-25	vs. UTEP\$	W, 5-2
2-25	vs. Stephen F. Austin\$	W, 2-1 (8)
2-26	vs. Texas State\$	L, 1-3
3-2	BINGHAMTON-	W, 7-2
3-2	UT ARLINGTON-	W, 2-0
3-3	UT ARLINGTON-	W, 9-1 (6)
3-3	BINGHAMTON-	W, 8-2
3-4	BINGHAMTON-	W, 4-3
3-4	UT ARLINGTON-	W, 7-1
3-6	at #5 Texas*	L, 0-8 (6)
3-7	at #5 Texas*	L, 1-2
3-12	#23 NEW MEXICO	W, 9-4
3-12	#23 NEW MEXICO	W, 8-5
3-14	at Stony Brook&	W, 4-1
3-14	at Stony Brook&	W, 6-3
3-16	vs. Monmouth&	W, 4-1
3-16	at Seton Hall&	W, 11-0 (5)
3-17	vs. Manhattan&	W, 13-2 (5)
3-17	vs. Manhattan&	W, 7-2
3-18	at Seton Hall&	W, 9-0 (5)
3-27	MIDWESTERN STATE	W, 10-2 (6)
3-30	IOWA STATE*	W, 19-7 (5)
3-31	IOWA STATE*	W, 6-2
4-1	IOWA STATE*	W, 5-3 (8)
4-5	at #5 Oklahoma*	L, 1-3
4-6	at #5 Oklahoma*	W, 5-4
4-7	at #5 Oklahoma*	L, 1-4
4-11	#5 TEXAS*	W, 5-2
4-13	at #9 Missouri*	W, 2-0
4-14	at #9 Missouri*	W, 5-4
4-14	at #9 Missouri*	L, 1-4 (8)
4-17	#19 TEXAS A&M*	L, 6-9
4-17	#19 TEXAS A&M*	L, 0-9 (6)
4-18	#19 TEXAS A&M*	W, 8-6
4-20	#25 BAYLOR*	W, 3-1
4-21	#25 BAYLOR*	L, 4-8
4-22	#25 BAYLOR*	W, 6-5
4-28	at Kansas*	W, 4-1
4-28	at Kansas*	L, 4-5
5-5	OKLAHOMA STATE*	L, 0-5
5-6	OKLAHOMA STATE*	W, 8-4
5-7	OKLAHOMA STATE*	W, 2-1
5-18	vs. Maryland%	W, 6-1
5-19	at #18 Washington%	L, 0-2
5-19	vs. Harvard%	L, 0-2

[^] ASU Kajikawa Classic - Tempe, Ariz.

+ Louisville Slugger Desert Classic - Las Vegas, Nev.

\$ Texas Shootout - Waco, Texas

- Jeannine McHaney Memorial Classic - Lubbock, Texas

& Seton Hall Classic - South Orange, N.J.

* Big 12 Conference game

% NCAA Seattle Regional - Seattle, Wash.

2013

HEAD COACH: SHANON HAYS
RECORD: 30-26 • BIG 12: 4-14

DATE	OPPONENT	SCORE
2-8	vs. Central Florida [^]	W, 12-4 (5)
2-8	vs. #18 Louisville [^]	L, 6-10
2-9	vs. Minnesota [^]	W, 5-3
2-9	at UNLV [^]	W, 10-6
2-10	vs. DePaul [^]	L, 1-5
2-15	vs. Colorado State+	L, 4-6
2-15	vs. UMKC+	W, 14-2 (5)
2-16	vs. UMKC+	W, 11-3 (5)
2-16	vs. Penn State+	W, 14-3 (5)
2-17	at New Mexico State+	W, 5-3 (8)
2-22	at Texas State\$	W, 6-1
2-22	vs. North Texas\$	L, 3-5
2-23	vs. UT Arlington\$	W, 2-0
2-23	vs. Sam Houston State\$	L, 0-4
2-24	vs. Sam Houston State\$	W, 8-3
3-1	JACKSON STATE-	W, 18-0 (5)
3-1	MCNEESE STATE-	W, 3-2
3-2	JACKSON STATE-	L, 2-4
3-2	MCNEESE STATE-	L, 0-1 (8)
3-3	NORTHERN COLORADO-	W, 8-7
3-8	UMKC@	W, 8-0 (5)
3-8	IPFW@	L, 4-5
3-9	IPFW@	W, 12-4 (6)
3-9	UMKC@	W, 9-1 (6)
3-10	UMKC@	W, 16-8 (5)
3-10	TROY@	W, 11-3 (5)
3-11	TROY@	W, 15-0 (5)
3-13	vs. Bryant%	W, 7-1
3-13	vs. Fairfield%	W, 9-2
3-15	vs. Fairfield!	W, 8-5
3-15	vs. Seton Hall!	W, 7-4
3-16	vs. Buffalo!	W, 8-0 (5)
3-16	vs. San Diego State!	L, 0-3
3-17	vs. Marist!	W, 6-0
3-22	vs. #18 Tulsa##	L, 1-5
3-22	at UNLV##	L, 3-5
3-23	vs. Boise State##	W, 3-2
3-23	vs. Boise State##	L, 2-4
3-28	at Oklahoma State*	W, 10-0 (6)
3-29	at Oklahoma State*	L, 1-2 (10)
3-30	at Oklahoma State*	L, 1-4
4-5	KANSAS*	L, 3-4
4-6	KANSAS*	L, 0-3
4-7	KANSAS*	L, 0-4
4-12	#1 OKLAHOMA*	L, 0-9 (6)
4-13	#1 OKLAHOMA*	L, 0-6
4-14	#1 OKLAHOMA*	L, 7-13
4-19	at Iowa State*	L, 5-6
4-20	at Iowa State*	W, 6-4
4-21	at Iowa State*	W, 15-5 (6)
4-26	#7 TEXAS*	L, 6-8
4-27	#7 TEXAS*	L, 1-4
4-28	#7 TEXAS*	L, 1-4
5-2	at #15 Baylor*	L, 2-8
5-3	at #15 Baylor*	L, 5-10
5-4	at #15 Baylor*	W, 6-4

[^] Sportco Kick-Off Classic - Las Vegas, Nev.

+ Troy Cox Classic - Las Cruces, N.M.

\$ Texas Shootout - San Marcos, Texas

- Texas Tech Invitational - Lubbock, Texas

@ Jeannine McHaney Memorial Classic - Lubbock, Texas

% Games played in San Diego, Calif.

! San Diego State Classic - Santee, Calif.

* Rebel Classic - Las Vegas, Nev.

* Big 12 Conference game

2014

HEAD COACH: SHANON HAYS
RECORD: 35-19 • BIG 12: 8-10

DATE	OPPONENT	SCORE
2-6	at Southeastern Louisiana [^]	Canceled
2-7	vs. Akron [^]	L, 3-4
2-7	vs. Nicholls State [^]	W, 2-0
2-8	vs. Buffalo [^]	L, 0-5
2-8	vs. UMKC [^]	W, 13-5 (5)
2-9	vs. Texas Southern [^]	W, 2-0
2-14	vs. Northern Colorado+	W, 14-6 (6)
2-14	vs. Weber State+	L, 2-3
2-15	vs. Texas A&M-Corpus Christi+	W, 2-1
2-15	vs. Weber State+	W, 12-5
2-16	at New Mexico State+	L, 6-8
2-20	at UT Arlington\$	W, 4-1
2-21	vs. Creighton\$	W, 7-3
2-21	vs. UMKC\$	W, 5-4
2-22	vs. Illinois\$	W, 4-3 (9)
2-22	vs. Creighton\$	L, 0-1
2-28	SAM HOUSTON STATE@	L, 0-2
2-28	RHODE ISLAND@	W, 5-0
3-1	RHODE ISLAND@	W, 12-1 (5)
3-1	SAM HOUSTON STATE@	W, 4-2
3-2	ABILENE CHRISTIAN	Canceled
3-6	UT ARLINGTON-	W, 8-1
3-6	NORTHERN COLORADO-	W, 6-1
3-7	NEW MEXICO STATE-	W, 8-4
3-9	NORTHERN COLORADO-	W, 9-1 (6)
3-9	ABILENE CHRISTIAN-	W, 9-1 (5)
3-14	vs. DePaul%	W, 6-5
3-14	vs. Canisius%	W, 10-5
3-15	vs. UNLV%	W, 7-2
3-15	at Cal State Fullerton%	W, 13-6
3-15	vs. Long Beach State@	L, 1-4
3-16	at San Diego State@	L, 4-5
3-17	vs. Harvard@	L, 0-6
3-19	NORTH TEXAS	W, 5-1
3-19	NORTH TEXAS	W, 5-4
3-21	TEXAS STATE	W, 3-2
3-22	TEXAS STATE	W, 7-2
3-22	TEXAS STATE	W, 5-3
3-28	BAYLOR*	L, 1-14 (6)
3-29	BAYLOR*	L, 4-6
3-30	BAYLOR*	L, 0-2
4-4	at Texas*	L, 1-5
4-5	at Texas*	W, 6-5
4-6	at Texas*	L, 3-7
4-11	OKLAHOMA STATE*	W, 6-5
4-12	OKLAHOMA STATE*	L, 6-8
4-13	OKLAHOMA STATE*	W, 11-3 (5)
4-17	at Kansas*	W, 7-5
4-18	at Kansas*	W, 9-7 (9)
4-19	at Kansas*	W, 1-0
4-25	IOWA STATE*	W, 15-0 (5)
4-26	IOWA STATE*	L, 9-13
4-27	IOWA STATE*	W, 10-1 (5)
5-2	at #12 Oklahoma*	L, 0-5
5-3	at #12 Oklahoma*	L, 1-5
5-4	at #12 Oklahoma*	L, 0-13 (5)

[^] Lions Classic - Hammond, La.

+ Troy Cox Classic - Las Cruces, N.M.

\$ UTA Hilton Invitational - Arlington, Texas

@ Texas Tech Invitational - Lubbock, Texas

% Jeannine McHaney Memorial Classic - Lubbock, Texas

% Titan Classsic - Fullerton, Ca.

@ San Diego State Classic - San Diego, Ca.

* Big 12 Conference game

2015

HEAD COACH: ADRIAN GREGORY
RECORD: 25-26 • BIG 12: 9-9

DATE	OPPONENT	SCORE
2-5	at New Mexico State [^]	W, 5-3
2-5	vs. Montana [^]	W, 8-5
2-6	vs. UTSA [^]	L, 13-7
2-6	vs. Colorado State [^]	L, 8-2
2-7	vs. #18 Nebraska [^]	L, 11-3(6)
2-13	vs. USTA+	W, 9-5
2-13	at Texas State+	W, 5-2
2-14	vs. Grand Canyon+	L, 7-4
2-14	at Texas State+	L, 2-0
2-15	vs. USTA+	W, 7-2
2-15	at Texas State+	L, 3-0
2-20	vs. DePaul\$	W, 9-1 (5)
2-20	at UT Arlington\$	W, 10-6
2-21	vs. UMKC\$	W, 9-6
2-21	vs. Prairie View A&M\$	W, 12-0 (5)
2-22	vs. DePaul\$	Canceled
2-27	vs. DRAKE%	L, 12-0 (5)
2-27	at McNeese State%	L, 0-5
2-28	vs. MEMPHIS%	L, 12-9
2-28	at McNeese State%	L, 5-4 (8)
3-1	vs. Holy Cross%	Canceled
3-6	UT VALLEY-	L, 6-5
3-6	UT MARTIN-	L, 4-3
3-7	UT MARTIN-	W, 13-9
3-7	UTAH VALLEY-	W, 8-5
3-8	UT ARLINGTON-	W, 13-5 (5)
3-11	at UTEP-	L, 5-3
3-11	at UTEP-	L, 9-7
3-13	MISSISSIPPI VALLEY STATE@	W, 8-0 (5)
3-13	TULSA@	L, 11-1 (5)
3-14	MISSISSIPPI VALLEY STATE@	W, 16-4 (5)
3-14	TULSA@	W, 10--2 (5)
3-18	at Seattle University	W, 8-4
3-19	at #18 Washington	L, 7-1
3-19	at #18 Washington	L, 8-5
3-27	#6 OKLAHOMA*	L, 9-1
3-28	#6 OKLAHOMA*	L, 13-5 (6)
3-29	#6 OKLAHOMA*	L, 21-6 (5)
4-2	at #15 Baylor*	L, 3-0
4-3	at #15 Baylor*	L, 5-0
4-4	at #15 Baylor*	L, 6-5(9)
4-10	#25 KANSAS*	W 8-7
4-11	#25 KANSAS*	L, 11-9 (10)
4-12	#25 KANSAS*	W, 5-4
4-18	at Oklahoma State*	W, 5-2
4-19	at Oklahoma State*	W, 9-1 (6)
4-20	at Oklahoma state*	W, 8-4
4-24	TEXAS*	L, 4-3
4-25	TEXAS*	W, 4-0
4-26	TEXAS*	W, 7-3
5-2	at Iowa State*	L, 5-2
5-2	at Iowa State*	W, 2-1 (8)
5-3	at Iowa State*	W, 6-5

[^] Hotel Encanto Classic - Las Cruces, N.M.

+ Centurylink Classic - San Marcos, Texas

\$ UTA Invitational - Arlington, Texas

% Cowgirl Classic- Lake Charles, La.

- Texas Tech Invitational - Lubbock, Texas

@ Jeannine McHaney Memorial Classic - Lubbock, Texas

* Big 12 Conference game



2016

HEAD COACH: ADRIAN GREGORY
RECORD: 23-32 • BIG 12: 6-12

DATE	OPPONENT	SCORE
2-11	at UNLV*	W, 7-3
2-12	vs. Utah Valley*	W, 4-2
2-12	vs. #20 Washington*	L, 14-5
2-13	vs. Long Beach State*	W, 4-2
2-13	vs. #14 Minnesota*	L, 7-4
2-19	vs. San Diego+	L, 6-0
2-19	at San Diego State+	L, 13-3
2-20	vs. #18 Kentucky+	L, 10-0
2-20	vs. #22 California+	W, 2-0
2-21	vs. South Dakota+	L, 5-3
2-25	at #6 Louisiana Lafayette	L, 6-2
2-25	at #6 Louisiana Lafayette	L, 1-5
2-27	vs. Illinois State%	W, 5-2
2-27	at #5 LSU%	L, 3-2
2-28	vs. Illinois State%	W, 5-3
2-28	at #5 LSU%	L, 5-3
3-4	MCNEESE STATE\$	W, 4-1
3-4	OHIO\$	W, 7-5
3-5	MCNEESE STATE\$	W, 1-6
3-5	OHIO\$	L, 6-2
3-6	STEPHEN F. AUSTIN\$	L, 10-1
3-6	UTSA\$	W, 6-4
3-11	at #10 Texas A&M	L, 9-5
3-12	at #10 Texas A&M	L, 7-6
3-13	at #10 Texas A&M	L, 17-3
3-17	GEORGIA SOUTHERN-	W, 4-1
3-18	BOISE STATE-	W, 8-1
3-19	GEORGIA SOUTHERN-	W, 14-5
3-19	BOISE STATE-	W, 6-5
3-20	BOISE STATE-	L, 8-4
3-24	at #21 Arizona State	L, 3-1
3-25	at #21 Arizona State	L, 4-3
3-26	at #21 Arizona State	L, 7-3
3-30	at Abilene Christian	W, 6-1
4-1	OKLAHOMA STATE*	W, 9-7
4-2	OKLAHOMA STATE*	W, 19-18
4-3	OKLAHOMA STATE*	W, 8-7
4-8	at Texas*	W, 3-2
4-9	at Texas*	L, 2-0
4-10	at Texas*	L, 8-4
4-15	at Kansas*	L, 10-0
4-16	at Kansas*	L, 6-2
4-17	at Kansas*	L, 9-1
4-20	ABILENE CHRISTIAN	L, 3-1
4-22	IOWA STATE*	L, 8-6
4-23	IOWA STATE*	W, 5-3
4-24	IOWA STATE*	W, 3-5
4-27	at North Texas	W, 8-5
4-27	at North Texas	W, 4-2
4-29	#20 BAYLOR*	L, 9-2
4-30	#20 BAYLOR*	L, 15-2
5-1	#20 BAYLOR*	L, 16-6
5-6	at #7 Oklahoma*	L, 8-0
5-7	at #7 Oklahoma*	L, 4-0
5-8	at #7 Oklahoma*	L, 10-1

* 2016 Sportco Kick Off Classic (Las Vegas, Nevada)
+ Campbell/Cartier Classic (San Diego, Calif.)
% LSU Invitational (Baton Rouge, La.)
\$ Texas Tech Invitational (Lubbock, Texas)
- Jeannine McHaney Memorial Classic (Lubbock, Texas)
* Big 12 Conference Series

2017

HEAD COACH: ADRIAN GREGORY
RECORD: 19-36 • BIG 12: 4-14

DATE	OPPONENT	SCORE
2-10	at Texas State*	L, 1-2
2-10	vs. Texas A&M - Corpus Christi*	W, 7-0
2-11	vs. Iowa*	W, 7-4
2-11	vs. Abilene Christian*	W, 3-0
2-12	vs. Texas A&M - Corpus Christi*	L, 0-2
2-16	vs. Cal-State Fullerton+	W, 5-1
2-16	vs. Florida Gulf Coast+	W, 10-8
2-17	vs. Mississippi State (RV)+	L, 3-6
2-18	vs. Cal State Fullerton+	L, 3-5
2-19	vs. #21 Fresno State+	W, 9-6
2-24	vs. Gardner-Webb%	W, 6-5
2-24	at #10 Alabama%	L, 2-7
2-25	at #10 Alabama%	L, 0-8 (6)
2-25	vs. UCF%	L, 4-13
2-26	vs. Gardner-Webb%	W, 4-0
3-3	UTEP\$	W, 8-0 (5)
3-3	WICHITA STATE\$	L, 7-10
3-4	UTEP\$	W, 12-4 (6)
3-4	NORTH TEXAS\$	W, 6-5
3-5	NORTH TEXAS\$	L, 11-12
3-7	at Abilene Christian	W, 2-1
3-10	vs. Montana=	L, 5-8
3-10	vs. Wichita State	W, 4-3
3-11	vs. California=	Canceled
3-12	at Tulsa=	L, 0-7
3-12	vs. Montana=	Canceled
3-17	SAINT FRANCIS!	L, 10-12 (8)
3-18	EAST CAROLINA!	L, 7-8
3-18	SAINT FRANCIS!	L, 1-3
3-24	at Iowa State*	W, 18-4
3-26	at Iowa State*	W, 6-2
3-26	at Iowa State*	W, 4-2
3-31	at #14 Baylor*	L, 1-5
3-31	at #14 Baylor*	L, 3-6
4-1	at #14 Baylor*	L, 0-4
4-5	ABILENE CHRISTIAN	L, 1-5
4-7	KANSAS*	L, 5-8
4-8	KANSAS*	L, 4-5
4-9	KANSAS*	W, 9-3
4-13	TEXAS*	L, 1-4 (14)
4-14	TEXAS*	L, 5-9
4-15	TEXAS*	L, 3-11
4-21	at Oklahoma State*	L, 1-2
4-22	at Oklahoma State*	L, 1-9 (5)
4-23	at Oklahoma State*	L, 5-6
4-28	#7 OKLAHOMA*	L, 2-4
4-29	#7 OKLAHOMA*	L, 0-12 (5)
4-30	#7 OKLAHOMA*	L, 3-14 (5)
5-3	at UTSA	L, 2-3 (9)
5-3	at UTSA	L, 3-6
5-6	vs. South Dakota	L, 2-5
5-6	at Colorado State	L, 2-10 (6)
5-7	vs. South Dakota	W, 6-2
5-7	at Colorado State	L, 3-4
5-12	vs. Texas#	L, 1-7
5-12	vs. #6 Oklahoma#	L, 0-8
5-13	vs. Iowa State#	W, 1-0

* Century Link Classic at Texas State
+ Puerto Vallarta College Challenge
% Easton Bama Bash
\$ Texas Tech Invitational
! Jeannine McHaney Memorial Classic (Lubbock, Texas)
- Colorado State Classic
* Big 12 Conference Series
Big 12 Championship

2018

HEAD COACH: ADRIAN GREGORY
RECORD: 31-28 • BIG 12: 5-13

DATE	OPPONENT	SCORE
2-9	vs. Boston College	W, 4-2 (9)
2-9	vs. Houston	L, 1-4
2-10	at #16 Texas A&M	L, 5-9
2-10	vs. Houston	L, 2-8
2-11	vs. Boston College	Canceled
2-13	at UT Arlington	W, 12-5
2-17	vs. Hofstra\$	L, 2-3 (8)
2-17	at Central Florida\$	W, 6-2
2-18	vs. Florida A&M\$	L, 1-2
2-18	vs. Hofstra\$	W, 4-2
2-21	ABILENE CHRISTIAN	PPD
2-23	NORTHWESTERN STATE	W, 2-1
2-24	NORTHWESTERN STATE	W, 2-1 (10)
2-24	NORTHWESTERN STATE	W, 12-4 (5)
2-27	NEW MEXICO STATE (RV)	W, 7-4
2-27	NEW MEXICO STATE (RV)	L, 1-3
3-2	NEW MEXICO+	L, 13-14 (10)
3-2	BOWLING GREEN+	W, 3-2
3-3	BOWLING GREEN+	W, 6-5
3-3	UTSA+	W, 5-0
3-4	NEW MEXICO+	W, 8-1
3-9	vs. Seattle University%	W, 6-2
3-9	at CSUN%	W, 9-5
3-10	vs. Oregon State (RV)%	L, 4-2
3-11	vs. Oregon State (RV)%	W, 4-1
3-11	at CSUN%	W, 7-1
3-14	at #22 Long Beach State	L, 2-4
3-16	vs. Idaho State=	W, 7-1
3-16	vs. Purdue=	L, 4-3
3-17	vs. Idaho State =	W, 5-1
3-17	vs. Purdue=	W, 4-3
3-18	at UC Riverside=	W, 2-1
3-23	at #3 Oklahoma*	L, 0-8 (5)
3-24	at #3 Oklahoma*	L, 0-8 (5)
3-25	at #3 Oklahoma*	L, 1-19 (5)
3-29	#25 OKLAHOMA STATE*	L, 1-4
3-30	#25 OKLAHOMA STATE*	W, 4-3 (8)
3-31	#25 OKLAHOMA STATE*	L, 4-10
4-6	#16 BAYLOR*	L, 8-12
4-7	#16 BAYLOR*	L, 0-2
4-8	#16 BAYLOR*	L, 1-5
4-10	at Abilene Christian	L, 10-11
4-13	at Texas*	L, 2-5
4-14	at Texas*	L, 0-3
4-15	at Texas*	L, 2-6
4-20	IOWA STATE*	L, 3-5
4-21	IOWA STATE*	L, 5-7
4-22	IOWA STATE*	W, 5-3
4-27	at Kansas*	W, 4-2 (8)
4-28	at Kansas*	W, 11-7
4-29	at Kansas*	W, 1-0
5-1	ABILENE CHRISTIAN	W, 10-2 (5)
5-3	at UTEP	W, 8-5
5-3	at UTEP	W, 10-3
5-11	vs. No. 3 Baylor (#17)#	W, 6-5
5-11	vs. No. 2 Oklahoma State#	L, 6-7
5-12	vs. No. 4 Texas#	L, 2-9
5-16	vs. Stephen F. Austin-	W, 1-0
5-17	vs. UT Arlington-	L, 4-9
5-17	at Central Arkansas-	W, 9-0 (5)
5-18	vs. UT Arlington-	L, 2-5

* Aggie Classic
\$ UCF Tournament
+ Jeannine McHaney Memorial Classic
% CSUN Tournament
= Highlander Invitational
* Big 12 Series
Big 12 Championship
- National Invitational Softball Championship

2019

HEAD COACH: ADRIAN GREGORY
RECORD: 42-16 • BIG 12: 8-10

DATE	OPPONENT	SCORE
2-8	vs. Omaha [^]	W, 13-2 (5)
2-8	vs. Nebraska [^]	W, 15-10
2-9	vs. Nebraska [^]	W, 4-1
2-9	vs. Wisconsin [^]	W, 8-3
2-10	vs. Lamar [^]	W, 3-1
2-15	vs. Drake [§]	W, 1-0
2-15	vs. UAB [§]	W, 7-2
2-16	vs. Furman [§]	W, 5-0
2-16	at #21 Auburn [§]	W, 5-4
2-17	vs. Drake [§]	W, 4-0
2-21	vs. #13 Arizona State ⁺	W, 8-0 (5)
2-21	vs. Long Beach State ⁺	Canceled
2-22	vs. Team Japan (Exh.) ⁺	L, 9-0 (5)
2-23	vs. #17 Oregon ⁺	W, 5-0
2-23	vs. San Diego State ⁺	W, 7-0
2-24	vs. #5 Washington ⁺	L, 4-1
3-1	UT ARLINGTON [%]	W, 9-1 (5)
3-1	NORTH TEXAS [%]	W, 6-1
3-2	NORTH TEXAS [%]	W, 8-1
3-2	UT ARLINGTON [%]	W, 8-4
3-5	UTEP	W, 10-0 (5)
3-5	UTEP	W, 16-8 (5)
3-8	NORTHERN COLORADO ⁼	W, 8-0 (5)
3-8	GARDNER-WEBB ⁼	W, 8-0(5)
3-9	JACKSONVILLE STATE ⁼	W, 11-3 (6)
3-10	GARDNER-WEBB ⁼	W, 10-2 (6)
3-10	NORTHERN COLORADO ⁼	W, 7-2
3-13	NEW MEXICO STATE	PPD
3-13	NEW MEXICO STATE	PPD
3-15	vs. Murray State [‡]	W, 8-0 (5)
3-16	vs. North Alabama [‡]	W, 5-2
3-16	at Memphis [‡]	L, 5-3
3-17	vs. Maine [‡]	W, 10-0 (5)
3-22	#2 OKLAHOMA [*]	L, 5-1
3-23	#2 OKLAHOMA [*]	L, 8-3
3-24	#2 OKLAHOMA [*]	L, 13-1 (6)
3-30	at Iowa State [*]	W, 8-3
3-30	at Iowa State [*]	L, 6-5
3-31	at Iowa State [*]	W, 8-4
4-5	#11 TEXAS [*]	L, 2-0
4-6	#11 TEXAS [*]	W, 3-2
4-7	#11 TEXAS [*]	L, 2-0
4-12	at Baylor [*]	W, 6-2
4-13	at Baylor [*]	W, 11-2 (6)
4-14	at Baylor [*]	W, 11-6
4-18	KANSAS [*]	L, 6-4
4-19	KANSAS [*]	W, 10-2 (5)
4-20	KANSAS [*]	W, 4-1
4-26	at #12 Oklahoma State [*]	L, 3-2
4-27	at #12 Oklahoma State [*]	L, 8-7
4-28	at #12 Oklahoma State [*]	L, 6-5
4-30	at New Mexico	W, 9-5
4-30	at New Mexico	L, 8-2
5-4	#21 KENTUCKY	W, 7-5
5-5	#21 KENTUCKY	W, 9-6
5-10	vs. No. 6 Kansas [#]	W, 7-3
5-10	vs. No. 1 Oklahoma (#1) [#]	L, 8-0 (6)
5-17	vs. Louisiana Tech [@]	W, 3-0
5-18	vs. #10 LSU [@]	L, 5-4 (13)
5-18	vs. Louisiana Tech [@]	W, 3-1
5-19	vs. #10 LSU [@]	W, 5-4
5-19	vs. #10 LSU [@]	L, 5-1

[^] Lone Star Collegiate Classic
[§] Plainsman Invitational
⁺ Mary Nutter Collegiate Classic
[%] Texas Tech Invitational
⁼ Jeannine McHaney Memorial Classic
[‡] Tiger Classic
^{*} Big 12 Conference Series
[#] Big 12 Championship
[@] NCAA Baton Rouge Regional

2020

HEAD COACH: ADRIAN GREGORY
RECORD: 17-9 • BIG 12: 0-0

SEASON SHORTENED DUE TO COVID-19 OUTBREAK

DATE	OPPONENT	SCORE
2-7	vs. Houston Baptist [^]	W, 6-0
2-7	vs. Jackson State [^]	W, 5-1
2-8	vs. Louisiana Tech [^]	W, 9-5
2-8	vs. Central Arkansas [^]	W, 1-0
2-9	vs. Montana [^]	W, 2-1 (10)
2-13	vs. #17/19 South Carolina [§]	W, 5-1
2-14	vs. #20 James Madison [§]	L, 0-6
2-15	vs. #15 Georgia [§]	W, 5-2
2-15	vs. South Florida [§]	L, 0-3
2-16	vs. #1/1 Washington [§]	L, 5-11 (8)
2-18	KENT STATE	W, 9-1 (5)
2-21	vs. Princeton ⁺	Canceled
2-21	vs. Syracuse ⁺	W, 4-3
2-22	vs. Louisiana Tech ⁺	W, 7-0
2-22	at Houston ⁺	L, 1-2
2-23	vs. Syracuse ⁺	L, 2-3 (8)
2-27	vs. #4 LSU [%]	L, 5-6
2-27	at Cal-State Fullerton [%]	L, 0-1
2-28	vs. BYU [%]	L, 5-7
2-29	vs. No. 13/11 Michigan [%]	L, 2-8
2-29	vs. Grand Canyon [%]	W, 6-2
3-6	DELAWARE STATE =	W, 13-2 (5)
3-6	FAIRLEIGH DICKINSON =	W, 17-0 (5)
3-7	MARIST COLLEGE =	W, 2-1 (9)
3-7	FAIRLEIGH DICKINSON =	W, 8-0 (5)
3-8	DELAWARE STATE =	W, 8-0 (5)
3-11	at Hawaii [‡]	W, 5-0
3-12	vs. Minnesota [‡]	Canceled
3-12	vs. Drexel [‡]	Canceled
3-13	vs. Drexel [‡]	Canceled
3-14	vs. Minnesota [‡]	Canceled
3-18	at New Mexico State	Canceled
3-18	at New Mexico State	Canceled
3-20	IOWA STATE [*]	Canceled
3-21	IOWA STATE [*]	Canceled
3-22	IOWA STATE [*]	Canceled
3-27	at Kansas [*]	Canceled
3-28	at Kansas [*]	Canceled
3-29	at Kansas [*]	Canceled
4-3	at Texas [*]	Canceled
4-4	at Texas [*]	Canceled
4-5	at Texas [*]	Canceled
4-9	BAYLOR [*]	Canceled
4-10	BAYLOR [*]	Canceled
4-11	BAYLOR [*]	Canceled
4-17	OKLAHOMA STATE [*]	Canceled
4-18	OKLAHOMA STATE [*]	Canceled
4-19	OKLAHOMA STATE [*]	Canceled
4-24	at Oklahoma [*]	Canceled
4-25	at Oklahoma [*]	Canceled
4-26	at Oklahoma [*]	Canceled
4-29	NEW MEXICO	Canceled
5-2	vs. Grand Canyon [@]	Canceled
5-2	at Oregon [@]	Canceled
5-3	at Oregon [@]	Canceled

[^] Big Easy Classic
[§] St. Pete/Clearwater Elite Invitational
⁺ 2020 Houston Challenge
[%] Judi Garman Classic
⁼ Jeannine McHaney Memorial Classic
[‡] Rainbow Wahine Classic
^{*} Big 12 Conference Series
[@] University of Oregon Tournament

2021

HEAD COACH: SAMI WARD
RECORD: 21-26 • BIG 12: 3-15

DATE	OPPONENT	SCORE
2-20	vs. Colorado State [^]	W, 3-1 (9)
2-20	vs. Central Arkansas [^]	L, 1-6
2-21	at Texas A&M [^]	W, 2-1
2-21	vs. Central Arkansas [^]	L, 0-5
2-22	vs. Colorado State [^]	W, 3-0
2-26	vs. North Dakota State [§]	W, 6-1
2-26	at #21 Arkansas [§]	L, 0-9 (5)
2-27	vs. North Dakota State [§]	L, 4-5 (8)
2-27	vs. Southeast Missouri [§]	L, 3-5 (8)
2-28	vs. Southeast Missouri [§]	W, 7-1
2-28	at #21 Arkansas [§]	L, 0-8 (6)
3-3	TEXAS STATE	L, 5-6
3-3	TEXAS STATE	W, 7-2
3-6	ABILENE CHRISTIAN ⁺	W, 1-0
3-6	KANSAS CITY ⁺	L, 2-7
3-7	KANSAS CITY ⁺	W, 4-3
3-7	ABILENE CHRISTIAN ⁺	W, 7-2
3-12	NEW MEXICO	W, 7-3
3-12	NEW MEXICO	W, 6-0
3-13	NEW MEXICO	W, 1-0
3-19	UTEP [%]	W, 8-0 (5)
3-19	UTEP [%]	W, 8-0 (5)
3-20	UTEP [%]	L, 8-9
3-20	TARLETON STATE [%]	L, 9-11 (8)
3-21	TARLETON STATE [%]	W, 23-0 (5)
3-21	TARLETON STATE [%]	W, 9-1 (6)
3-26	BAYLOR [*]	L, 2-5
3-27	BAYLOR [*]	L, 2-8
3-28	BAYLOR [*]	L, 2-5 (8)
4-1	at #7 Texas [*]	L, 0-5
4-2	at #7 Texas [*]	L, 1-10 (5)
4-3	at #7 Texas [*]	L, 1-2
4-9	#12 OKLAHOMA STATE [*]	L, 0-1
4-10	#12 OKLAHOMA STATE [*]	L, 2-12 (5)
4-11	#12 OKLAHOMA STATE [*]	L, 3-10
4-17	at Kansas [*]	W, 8-4 (8)
4-17	at Kansas [*]	L, 0-3
4-18	at Kansas [*]	W, 5-4 (8)
4-24	at #1 Oklahoma [*]	L, 0-15 (5)
4-24	at #1 Oklahoma [*]	L, 0-5
4-25	at #1 Oklahoma [*]	L, 0-20 (5)
4-30	IOWA STATE [*]	L, 1-4
5-1	IOWA STATE [*]	L, 3-6
5-2	IOWA STATE [*]	W, 3-2
5-14	vs. Baylor [#]	W, 8-6
5-14	vs. #1 Oklahoma [#]	L, 2-8
5-15	vs. #10 Texas [#]	W, 5-1

[^] Texas A&M Invitational (College Station, TX)
[§] Razorback Invitational (Fayetteville, AR)
⁺ Texas Tech Invitational (Lubbock, TX)
[%] Jeannine McHaney Memorial Classic (Lubbock, TX)
^{*} Big 12 Conference Series
[#] Big 12 Championship (Oklahoma City, OK)



2022

HEAD COACH: SAMI WARD
 INTERIM HEAD COACH: BROOKE REED
 RECORD: 22-27 • BIG 12: 5-13

DATE	OPPONENT	SCORE
2-11	vs. UTSA*	W, 8-0 (5)
2-12	vs. UTSA*	W, 6-5
2-12	at Houston^	W, 1-0
2-13	at Houston^	L, 1-3
2-17	vs. Auburn\$	L, 1-7
2-17	vs. #15 Clemson\$	L, 0-8 (5)
2-18	vs. Northwestern\$	L, 6-9
2-18	vs. #24 UCF\$	L, 3-7 (8)
2-19	vs. #6 Washington\$	L, 0-1
2-20	vs. #21 LSU\$	L, 0-2
2-24	vs. California Baptist&	W, 5-0
2-25	vs. #16 Missouri&	L, 1-2
2-25	vs. #6 UCLA&	L, 1-2
2-26	vs. Long Beach State&	L, 7-8
2-27	vs. #18 Northwestern&	W, 4-2
3-4	NORTH TEXAS%	L, 4-5
3-5	NORTH TEXAS%	W, 3-0
3-5	SOUTHERN%	W, 5-0
3-6	SOUTHERN%	W, 13-2 (5)
3-6	NORTH TEXAS%	L, 3-11 (6)
3-12	TULSA+	W, 8-5
3-12	TEXAS A&M- CC+	W, 9-0 (5)
3-13	TEXAS A&M- CC+	W, 9-1 (5)
3-13	TULSA+	W, 2-0
3-16	at Tarleton State	W, 3-2
3-19	INCARNATE WORD!	W, 7-4
3-19	NORTHERN COLORADO!	W, 3-0
3-20	NORTHERN COLORADO!	W, 5-1
3-20	INCARNATE WORD!	W, 2-1
3-25	at #7 Oklahoma State*	L, 0-7
3-26	at #7 Oklahoma State*	L, 1-9 (5)
3-27	at #7 Oklahoma State*	L, 2-16 (5)
4-1	KANSAS*	W, 12-9
4-2	KANSAS*	W, 5-2
4-3	KANSAS*	L, 4-10
4-8	#1 OKLAHOMA*	L, 0-11 (5)
4-9	#1 OKLAHOMA*	L, 0-11 (5)
4-10	#1 OKLAHOMA*	L, 0-21 (5)
4-14	at Iowa State*	L, 9-10
4-15	at Iowa State*	W, 11-1 (5)
4-16	at Iowa State*	W, 9-1 (5)
4-20	at Abilene Christian	L, 2-7
4-22	at Baylor*	L, 0-1
4-23	at Baylor*	L, 0-4
4-24	at Baylor*	W, 2-0
4-29	#17 TEXAS*	L, 4-5
4-30	#17 TEXAS*	L, 1-11 (5)
4-30	#17 TEXAS*	L, 6-7
5-12	vs. #16 Texas#	L, 1-9 (5)

- ^ Houston Invitational (Houston, TX)
- \$ St. Pete Clearwater Elite Invitational (Clearwater, FL)
- & Mary Nutter Collegiate Classic (Cathedral City, CA)
- % Jeannine McHaney Memorial Classic (Lubbock, TX)
- + Texas Tech Invitational (Lubbock, TX)
- ! Red Raider Classic (Lubbock, TX)
- * Big 12 Conference Series
- # Big 12 Championship (Oklahoma City, OK)

2023

HEAD COACH: CRAIG SNIDER
 RECORD: 31-22 • BIG 12: 5-13

DATE	OPPONENT	SCORE
2-10	vs. Tulsa*	W, 8-3
2-10	vs. UT Arlington^	L, 3-4
2-11	vs. Tulsa*	L, 2-3
2-11	vs. UT Arlington^	W, 4-0
2-12	vs. Tulsa*	W, 12-1 (5)
2-16	vs. Buffalo\$	W, 3-1
2-17	vs. Santa Clara\$	W, 9-1 (5)
2-17	vs. UTEP\$	W, 5-4
2-18	vs. New Mexico\$	W, 12-7
2-18	vs. UTEP\$	W, 8-6
2-19	vs. Santa Clara\$	W, 16-14
2-23	vs. Cal Poly&	W, 3-2
2-23	vs. UC Riverside&	L, 4-6
2-24	vs. Utah&	L, 2-6
2-25	vs. UC San Diego&	W, 11-5
2-25	vs. Bethune Cookman&	W, 9-0 (5)
2-26	vs. California&	L, 0-3
3-2	NORTH DAKOTA%	W, 13-5 (5)
3-3	RUTGERS%	L, 4-8
3-3	SETON HALL%	W, 5-3
3-4	RUTGERS%	W, 6-5
3-4	SETON HALL%	L, 2-3
3-10	BUFFALO+	W, 13-0 (5)
3-10	MANHATTAN+	W, 10-0 (5)
3-11	MANHATTAN+	W, 13-5 (5)
3-11	NEW MEXICO+	W, 14-5 (5)
3-12	NEW MEXICO+	W, 7-2
3-14	at #25 Texas State	W, 4-3
3-14	at #25 Texas State	W, 3-2
3-17	vs. Rider!	W, 9-1
3-17	vs. #22 Maryland!	W, 6-1
3-18	vs. North Dakota!	W, 12-1 (5)
3-18	vs. #22 Maryland!	L, 3-7
3-22	ABILENE CHRISTIAN	W, 8-0 (6)
3-24	at #8 Texas*	L, 2-3
3-25	at #8 Texas*	L, 3-4
3-26	at #8 Texas*	L, 3-8
3-31	IOWA STATE*	L, 2-3
4-1	IOWA STATE*	W, 8-4
4-2	IOWA STATE*	W, 7-5
4-6	at #1 Oklahoma*	L, 0-3
4-7	at #1 Oklahoma*	L, 0-6
4-8	at #1 Oklahoma*	L, 0-7
4-14	#18 BAYLOR*	W, 10-8
4-15	#18 BAYLOR*	L, 11-16
4-16	#18 BAYLOR*	L, 5-8
4-22	at Kansas*	W, 6-1
4-23	at Kansas*	L, 0-1
4-24	at Kansas*	L, 0-3
4-29	#7 OKLAHOMA STATE	L, 1-10
4-29	#7 OKLAHOMA STATE	W, 4-3 (8)
4-30	#7 OKLAHOMA STATE	L, 0-8
5-11	#2 Texas#	L, 6-7 (8)

- ^ UT Arlington Tournament (Arlington, TX)
- \$ UTEP Invitational (El Paso, TX)
- & Mary Nutter Collegiate Classic (Palm Springs, CA)
- % Jeannine McHaney Memorial Classic (Lubbock, TX)
- + Texas Tech Invitational (Lubbock, TX)
- ! Maryland Tournament (College Park, Md.)
- * Big 12 Conference Series
- # Big 12 Championship (Oklahoma City, OK)

2024

HEAD COACH: CRAIG SNIDER
 RECORD: 29-21 • BIG 12: 8-16

DATE	OPPONENT	SCORE
9	#Florida A&M	W, 11-1 (6)
9	#Florida A&M	W, 9-2
10	#RV Charlotte	L, 0-2
10	#No. 4 Florida State	L, 8-9
11	#RV Charlotte	W, 2-1
16	%Sam Houston	W, 4-2
17	%Tulsa	W, 3-2
17	%Texas State	W, 4-3
18	%Northern Colorado	W, 10-9
18	%Texas State	L, 1-8
23	^Stephen F. Austin	W, 4-0
23	^Minnesota	W, 2-1
24	^Minnesota	W, 7-6
24	^North Texas	W, 8-7
25	^North Texas	W, 5-2
28	at New Mexico	W, 9-2
1	%Merrimack	W, 8-0 (5)
1	%UTEP	L, 2-3
2	%Merrimack	W, 18-2 (5)
2	%New Mexico State	W, 10-0 (5)
3	%New Mexico State	W, 9-1 (5)
7	at BYU*	W, 10-5
8	at BYU*	W, 15-0 (5)
9	at BYU*	L, 8-10
12	New Mexico	W, 9-1 (5)
12	New Mexico	W, 14-5 (5)
15	No. 1 Oklahoma*	L, 0-14
16	No. 1 Oklahoma*	L, 2-15 (5)
17	No. 1 Oklahoma*	L, 1-11
22	at Iowa State*	Canceled
23	at Iowa State*	Canceled
24	at Iowa State*	Canceled
28	UCF*	L, 5-8
29	UCF*	L, 9-12
30	UCF*	W, 5-4
3	at Abilene Christian	W, 15-6
5	at No. 21 Baylor*	W, 4-3
6	at No. 21 Baylor*	L, 1-2
7	at No. 21 Baylor*	L, 3-11 (6)
12	(RV) Kansas*	W, 6-5
13	(RV) Kansas*	L, 12-15 (8)
14	(RV) Kansas*	W, 4-2
19	at No. 6 Oklahoma State*	L, 3-11 (6)
20	at No. 6 Oklahoma State*	L, 0-13 (5)
21	at No. 6 Oklahoma State*	L, 4-6
26	at Houston*	W, 7-6
27	at Houston*	L, 0-8 (6)
28	at Houston*	W, 5-2
3	No. 1 Texas*	L, 3-13 (5)
4	No. 1 Texas*	L, 0-23 (5)
5	No. 1 Texas*	L, 4-14 (5)
8	Iowa State+	W, 10-9 (8)
9	No. 1 Texas+	L, 4-13 (5)

- #- Denotes FSU Tournament (Tallahassee, Fla.)
- %- Denotes Texas State Tournament (San Marcos, Texas)
- ^ - Denotes North Texas Tournament (Denton, Texas)
- &- Denotes Jeannine McHaney Memorial Classic (Lubbock, Texas)
- * - Denotes Big 12 conference matchup
- + - Big 12 Championship matchup (Oklahoma City, OK)

NCAA POSTSEASON PROGRAM RESULTS/RECORDS

YEAR-BY-YEAR RESULTS

1999 - NCAA FRESNO REGIONAL

5-20	vs. #14 South Carolina	W, 1-0
5-21	vs. Pacific	W, 1-0
5-22	at #2 Fresno State	L, 1-3
5-22	vs. #14 South Carolina	W, 4-1
5-23	at #2 Fresno State	L, 0-5

2001 - NCAA TUCSON REGIONAL

5-17	vs. #10 Cal St.-Fullerton	L, 0-1
5-17	vs. St. Peter's College	W, 3-2
5-18	vs. Hawaii	W, 4-2
5-18	vs. #1 Arizona	L, 0-8 (6)

2010 - NCAA STANFORD REGIONAL

5-21	at #15 Stanford	L, 4-5
5-22	vs. UC Davis	W, 1-0
5-22	at #15 Stanford	W, 6-3
5-23	vs. #19 Hawaii	L, 1-7

2011 - NCAA TUCSON REGIONAL

5-20	vs. New Mexico State	L, 0-9 (6)
5-21	vs. Harvard	W, 7-0
5-21	vs. New Mexico State	W, 6-5
5-22	at #10 Arizona	L, 2-10 (6)

2012 - NCAA SEATTLE REGIONAL

5/18	vs. Maryland	W, 6-1
5/19	at #18 Washington	L, 0-2
5/19	vs. Harvard	L, 0-2

2019 - NCAA BATON ROUGE REGIONAL

5/17	vs. Louisiana Tech	W, 3-0
5/18	vs. No. 10 LSU	L, 5-4 (13)
5/18	vs. Louisiana Tech	W, 3-1
5/19	vs. No. 10 LSU	W, 5-4
5/19	vs. No. 10 LSU	L, 5-1

MISCELLANEOUS RECORDS

NCAA REGIONAL RECORD BY OPPONENT

Arizona	0-2
Cal State Fullerton	0-1
Fresno State	0-2
Harvard	1-1
Hawaii	1-1
LSU	1-2
Louisiana Tech	2-0
Maryland	1-0
New Mexico State	0-2
Pacific	1-0
South Carolina	2-0
St. Peter's College	1-0
Washington	0-1

NCAA REGIONAL RECORD BY COACH

Renee Luers-Gillespie	3-2
Bobby Reeves	2-2
Shanon Hays	5-6
Adrian Gregory	3-2

NCAA REGIONAL RECORD BY SITE

Fresno, Calif.	3-2
Tucson, Ariz.	4-4
Stanford, Calif.	2-2
Seattle, Wash.	1-2
Baton Rouge, La.	3-2

SINGLE-GAME RECORDS (TEAM)

BATTING

At Bats	46, at LSU (5/18/19)
Runs Scored	7, vs. Harvard (5/21/11)
Runs in an inning	7, vs. Harvard in 1st (5/21/11)
Runs, both teams	12, vs. Arizona (5/22/11)
Hits	12, vs. New Mexico State (5/21/11)
Hits, both teams	21, at LSU (5/18/19)
RBI	6, vs. Harvard (5/21/11)
Doubles	2, multiple times
	last vs. Louisiana Tech (5/18/19)
Triples	1, 3 times, last vs. Louisiana Tech (5/17/19)
Home Runs	2, vs. New Mexico State (5/21/11)
Walks Drawn	6, vs. Maryland (5/18/12)
Strikeouts	9, at Arizona (5/18/01)
Stolen Bases	3, vs. Maryland (5/18/12)
Caught Stealing	2, vs. New Mexico St. (5/21/11)
Sacrifice Hits	4, twice, last at LSU (5/18/19)
Sacrifice Flies	1, 3 times, last at LSU (5/19/19)
Hit by Pitch	2, vs. Louisiana Tech (5/17/19)
Runners LOB	10, at LSU (5/18/19)



FIELDING

Putouts	38, at LSU (5/18/19)
Assists	15, vs. South Carolina (5/22/99)
Errors	3, twice, last at LSU (5/18/19)
Double plays turned	2, twice
	last vs. Hawaii (5/23/10)

PITCHING

Innings Pitched	12.2, at LSU (5/18/19)
Runs Allowed	10, at Arizona (5/22/11)
Earned Runs Allowed	10, at Arizona (5/22/11)
Runs in an Inning	5, vs. New Mexico St. (5/20/11)
Walks Allowed	10, vs. Arizona (5/22/11)
Home Runs Allowed	5, vs. Hawaii (5/23/10)
Strikeouts	9, vs. St. Peter's (5/17/01)
Hits Allowed	12, at LSU (5/18/19)
Hit Batters	3, at LSU (5/18/19)
No-hitters Thrown	1, vs. South Carolina (5/20/99)
Perfect Games	1, vs. South Carolina (5/20/99)

MISCELLANEOUS

Most attended game	2,490 vs. NMSU (5/21/11)
Longest game (time)	4:25, at LSU (5/18/19)
Longest game (innings)	13, at LSU (5/18/19)
Biggest lead after one inning	7-0 vs. Harvard
	(5/21/11)
Largest margin of victory	7, vs. Harvard (5/21/11)
Largest margin of defeat	8, twice
	at Arizona (5/18/01) and at Arizona (5/22/11)
Most runs scored (combined)	11, vs. NMSU
	(5/21/11)

TEXAS TECH RECORD WHEN...

Overall	13-12
Against the host team	2-7
In neutral site games	11-5
In tournament openers	3-3
In elimination games	9-2
In regional finales	1-5
Home team	7-6
Visiting team	7-8
1-Run games	6-2
2-Run games	2-3
5+Run games	2-5
Extra innings	0-0
Shutouts	4-6
Leading after the 4th	9-1
Trailing after the 4th	0-10
Tied after the 4th	4-1
Leading after the 5th	12-1
Trailing after the 5th	0-9
Tied after the 5th	1-1
Leading after the 6th	12-0
Trailing after the 6th	0-8
Tied after the 6th	1-2
Scoring 0-2 runs	3-10
Scoring 3-5 runs	6-2
Scoring 6-9 runs	4-0
Scoring 10+ runs	0-0
Opponent 0-2 runs	10-3
Opponent 3-5 runs	3-4
Opponent 6-9 runs	0-3
Opponent 10+ runs	0-1
Scored in 1st inning	6-3
Opponent scored in 1st inning	4-2
Scores first	10-4
Opponent scores first	3-8
Hit 0 home runs	9-10
Hit 1 home run	3-2
Hit 2+ home runs	1-0
Opponent 0 home runs	10-5
Opponent 1 home run	2-1
Opponent 2+ HRs	1-6
Made 0 errors	7-6
Made 1 error	5-2
Made 2+ errors	2-4
Opponent made 0 errors	6-5
Opponent made 1 error	4-5
Opponent made 2+ errors	3-2
Out-hit opponent	9-0
Out-hit by opponent	3-12
Hits are tied	1-0



NCAA POSTSEASON SINGLE-GAME & SINGLE-SERIES PROGRAM RECORDS

SINGLE-GAME RECORDS (INDIVIDUAL)

BATTING

Runs Scored _____ 3, Mikey Kenney vs. Stanford (5/22/10)
 At bats _____ 6, Kelcy Leach and Breanna Russell (5/18/19)
 Hits _____ 3, six times
 _____ Heaven Burton vs. LSU (5/18/19)
 _____ Trenity Edwards vs. Louisiana Tech (5/18/19)
 _____ Jessica Hartwell vs. LSU (5/19/19)
 _____ Emily Bledsoe vs. New Mexico State (5/21/11)
 _____ Raven Richardson vs. New Mexico State (5/21/11)
 _____ Emily Bledsoe vs. Stanford (5/22/10)
 Doubles _____ 1, several times, last by Heaven Burton vs. LSU (5/19/19)
 Triples _____ 1, three times, Sandy James vs. Harvard (5/21/11)
 _____ Raven Richardson vs. New Mexico State (5/21/11)
 _____ Jessica Hartwell vs. Louisiana Tech (5/17/19)
 Home Runs _____ 1, several times, last by Zoe Jones vs. LSU (5/19/19)
 Grand slams _____ None
 RBI _____ 3, Cydney Allen vs. Harvard (5/21/11)
 Stolen Bases _____ 2, Mikey Kenney vs. Maryland (5/18/12)
 Walks _____ 2, several times, last by Raven Richardson vs. Maryland (5/18/12)
 Sacrifice Hits _____ 2, Shauna Briggs (5/18/01)
 Sacrifice Flies _____ 1, three times, Jessica Hartwell vs. LSU (5/19/19)
 _____ Emily Bledsoe vs. Maryland (5/18/12)
 _____ Kim Martinez vs. South Carolina (5/20/99)
 Strikeouts _____ 3, Jessica Hartwell vs. LSU (5/18/19)

PITCHING

Innings Pitched _____ 9.2, Erin Edmondson vs. LSU (5/18/19)
 Strikeouts _____ 9, Amanda Renfro vs. St. Peter's (5/17/01)
 Runs Allowed _____ 6, Maggie Ayres vs. Arizona (5/18/01)
 Earned Runs Allowed _____ 6, Maggie Ayres vs. Arizona (5/18/01)
 Hits Allowed _____ 10, twice
 _____ last by Amanda Renfro vs. Fresno State (5/23/99)
 Home Runs Allowed _____ 3, Kermitria Ward vs. New Mexico State (5/20/11)
 Walks Allowed _____ 6, Brittany Talley vs. Arizona (5/22/11)
 No-hitters _____ 1, Amanda Renfro vs. South Carolina (5/20/99)
 Perfect Games _____ 1, Amanda Renfro vs. South Carolina (5/20/99)

FIELDING

Putouts _____ 13, Tamara Harrington vs. South Carolina (5/22/99)
 Assists _____ 7, Emily Bledsoe vs. Washington (5/19/12)
 Errors _____ 2, Rebecca Eimen vs. Arizona (5/18/01)

SINGLE-SERIES RECORDS (TEAM)

BATTING

Batting average _____ .286 (2010)
 Runs _____ 16 (2019)
 Hits _____ 34 (2019)
 At bats _____ 143 (2019)
 Doubles _____ 5 (2010)
 Triples _____ 2 (2010)
 Home runs _____ 3 (2011)
 RBI _____ 15 (2019)
 Stolen bases _____ 4 (2019)
 Sacrifices _____ 11 (1999 & 2019)
 Most times struck out _____ 25 (1999)
 Walks _____ 17 (2019)
 Hit by pitches _____ 3 (2001 & 2019)

PITCHING

Shutouts _____ 2 (1999)
 Innings Pitched _____ 39.2 (2019)
 Hits Allowed _____ 33 (2001)
 Fewest Hits Allowed _____ 13 (2012)
 Runs Allowed _____ 23 (2011)
 Fewest Runs Allowed _____ 5 (2012)
 Earned Runs Allowed _____ 23 (2011)
 Fewest Earned Runs Allowed _____ 5 (2012)
 Walks Allowed _____ 18 (2019)
 Fewest Walks Allowed _____ 4 (2012)
 Strikeouts _____ 26 (2001)
 Complete Games _____ 5 (1999)
 Lowest Earned Run Average _____ 1.27 (1999)
 Highest Earned Run Average _____ 6.44 (2011)
 No-hitters _____ 1 (1999)
 Perfect Games _____ 1 (1999)

FIELDING

Fielding Percentage _____ 1.000 (2012)
 Putouts _____ 119 (2019)
 Assists _____ 42 (2019)
 Errors _____ 6 (1999)
 Fewest Errors _____ 0 (2012)

■ Raven Richardson helped lead Texas Tech to three NCAA Regionals, including the 2011 finale at Arizona, during her playing career from 2010-12.



NISC POSTSEASON PROGRAM RECORDS

YEAR-BY-YEAR RESULTS

2018 - NISC CONWAY REGIONAL

5-16	vs. Stephen F. Austin	W, 1-0
5-17	vs. UT Arlington	L, 4-9
5-17	at Central Arkansas	W, 9-0 (5)
5-18	vs. UT Arlington	L, 2-5

MISCELLANEOUS RECORDS

NISC REGIONAL RECORD BY OPPONENT

Central Arkansas	1-0
Stephen F. Austin	1-0
UT Arlington	0-2

NCAA REGIONAL RECORD BY COACH

Adrian Gregory	2-2
----------------	-----

NCAA REGIONAL RECORD BY SITE

Conway, Ark.	2-2
--------------	-----

SINGLE-GAME RECORDS (PLAYER)

BATTING

Runs Scored	3, twice	_____ Heaven Burton at Central Arkansas (5/17/18)
		_____ Jessica Hartwell at Central Arkansas (5/17/18)
At bats	4, several times, last by Heaven Burton	_____ vs. UT Arlington (5/18/18)
Hits	3, Heaven Burton vs. UT Arlington (5/17/18)	
Doubles	1, 4x, last by Kelcy Leach	_____ vs. UT Arlington (5/18/18)
Triples	1, Jessica Hartwell	_____ at Central Arkansas (5/17/18)
Home Runs	1, 3x, last by Breanna Russell	_____ at Central Arkansas (5/17/18)
Grand slams	None	
RBI	3, Karli Hamilton at Central Arkansas (5/17/18)	
Stolen Bases	2, 2x, last by Jessica Hartwell	_____ at Central Arkansas (5/17/18)
Walks	1, several times, last by Jessica Hartwell	_____ vs. UT Arlington (5/18/18)
Strikeouts	2, several times	

PITCHING

Innings Pitched	7.0, twice last by Erin Edmondson	_____ at Central Arkansas (5/17/18)
Strikeouts	7, Erin Edmondson	_____ vs. Stephen F. Austin (5/16/18)
Runs Allowed	5, Erin Edmondson	_____ vs. UT Arlington (5/17/18)
Earned Runs Allowed	5, Erin Edmondson	_____ vs. UT Arlington (5/17/18)
Hits Allowed	6, Erin Edmondson	_____ vs. UT Arlington (5/17/18)
Home Runs Allowed	None	
Walks Allowed	2, Cheyene Powell	_____ vs. UT Arlington (5/17/18)
No-hitters	None	
Perfect Games	None	


FIELDING

Errors	1, 5x, last by Michaela Cochran	_____ vs. UT Arlington (5/18/18)
--------	---------------------------------	----------------------------------

SINGLE-GAME RECORDS (TEAM)

BATTING

At Bats	29, vs. UT Arlington (5/17/18)
Runs Scored	9, at Central Arkansas (5/17/18)
Runs in an inning	5, at Central Arkansas (5/17/18)
Runs, both teams	13, vs. UT Arlington (5/17/18)
Hits	11, at Central Arkansas (5/17/18)
Hits, both teams	19, vs. UT Arlington (5/17/18)
RBI	7, at Central Arkansas (5/17/18)
Doubles	2, at Central Arkansas (5/17/18)
Triples	1, at Central Arkansas (5/17/18)
Home Runs	1, 2x, last at Central Arkansas (5/17/18)
Walks Drawn	5, vs. Stephen F. Austin (5/16/18)
Strikeouts	5, vs. UT Arlington (5/18/18)
Stolen Bases	4, vs. Stephen F. Austin (5/16/18)
Caught Stealing	2, vs. Stephen F. Austin (5/16/18)
Sacrifice Hits	1, at Central Arkansas (5/17/18)
Sacrifice Flies	None
Hit by Pitch	None
Runners LOB	6, at Central Arkansas (5/17/18)



FIELDING

Putouts	21, 3x, last vs. UT Arlington (5/18/18)
Assists	15, vs. UT Arlington (5/17/18)
Errors	2, vs. UT Arlington (5/17/18)
Double plays turned	None

PITCHING

Innings Pitched	7.0, 3x, last vs. UT Arlington	_____ (5/18/18)
Runs Allowed	9, vs. UT Arlington (5/17/18)	
Earned Runs Allowed	8, vs. UT Arlington (5/17/18)	
Runs in an Inning	7, vs. UT Arlington (5/17/18)	
Walks Allowed	2, vs. UT Arlington (5/17/18)	
Home Runs Allowed	None	
Strikeouts	7, vs. Stephen F. Austin (5/16/18)	
Hits Allowed	10, vs. UT Arlington (5/17/18)	
Hit Batters	None	
No-hitters Thrown	None	
Perfect Games	None	

MISCELLANEOUS

Most attended game	120 at Central Arkansas	_____ (5/17/18)
Longest game (time)	1:50, vs. UT Arlington	_____ (5/18/18)
Longest game (innings)	7.0, three times	
Largest margin of victory	9, at Central Arkansas	_____ (5/17/18)
Largest margin of defeat	5, vs. UT Arlington	_____ (5/17/18)

TEXAS TECH RECORD WHEN...

Overall	2-2
Against the host team	1-0
In neutral site games	1-2
In tournament openers	1-0
In elimination games	1-1
In regional finales	0-1
Home team	1-2
Visiting team	1-0
1-Run games	1-0
2-Run games	0-0
5+Run games	1-1
Extra innings	0-0
Shutouts	2-0
Leading after the 4th	2-0
Trailing after the 4th	0-2
Tied after the 4th	0-0
Leading after the 5th	2-0
Trailing after the 5th	0-2
Tied after the 5th	0-0
Leading after the 6th	1-0
Trailing after the 6th	0-2
Tied after the 6th	0-0
Scoring 0-2 runs	1-1
Scoring 3-5 runs	0-1
Scoring 6-9 runs	1-0
Scoring 10+ runs	0-0
Opponent 0-2 runs	2-0
Opponent 3-5 runs	0-1
Opponent 6-9 runs	0-1
Opponent 10+ runs	0-0
Scored in 1st inning	2-1
Opponent scored in 1st inning	0-1
Scores first	2-0
Opponent scores first	0-2
Hit 0 home runs	1-1
Hit 1 home run	1-1
Hit 2+ home runs	0-0
Opponent 0 home runs	0-0
Opponent 1 home run	0-0
Opponent 2+ HRs	0-0
Made 0 errors	1-0
Made 1 error	1-1
Made 2+ errors	1-0
Opponent made 0 errors	1-1
Opponent made 1 error	0-0
Opponent made 2+ errors	1-1
Out-hit opponent	1-0
Out-hit by opponent	1-2
Hits are tied	0-0



BIG 12 CHAMPIONSHIP PROGRAM RECORDS

YEAR-BY-YEAR RESULTS

1996 (No. 8 seed)	
vs. No. 7 Iowa State	L, 3-4
1997 (No. 9 Seed)	
No. 8 Baylor	L, 0-1
1998 (No. 4 seed)	
vs. No. 5 Oklahoma State	L, 0-1
vs. No. 8 Iowa State	W, 3-1
vs. No. 3 Texas	L, 0-3
1999 (No. 6 seed)	
vs. No. 3 Missouri	L, 2-5
vs. No. 7 Texas A&M	W, 4-0
vs. No. 1 Oklahoma	W, 2-1 (9)
vs. No. 2 Texas	L, 0-1
2000 (No. 6 seed)	
vs. No. 3 Texas	W, 8-4
vs. No. 2 Nebraska	L, 1-4
vs. No. 8 Missouri	L, 0-1
2001 (No. 3 seed)	
vs. No. 6 Baylor	W, 8-0 (5)
vs. No. 2 Oklahoma	L, 1-2
vs. No. 7 Texas A&M	W, 1-0
vs. No. 5 Oklahoma State	W, 1-0
vs. No. 5 Oklahoma State	L, 1-2
2002 (No. 10 seed)	
vs. No. 7 Kansas	L, 1-2
2003 (No. 8 seed)	
vs. No. 9 Kansas	W, 5-1
vs. No. 1 Texas	L, 1-7
vs. No. 5 Texas A&M	L, 0-2
2004 (No. 10 seed)	
vs. No. 7 Kansas	L, 1-5
2005 (No. 9 seed)	
vs. No. 8 Oklahoma State	L, 0-8 (6)
2006 (No. 10 seed)	
vs. No. 7 Missouri	L, 3-6
2007 (No. 8 seed)	
vs. No. 9 Oklahoma State	W, 6-5 (8)
vs. No. 1 Baylor	W, 8-4 (12)
vs. No. 4 Texas A&M	W, 4-3
vs. No. 2 Oklahoma	L, 3-6
2008 (No. 6 seed)	
vs. No. 3 Missouri	W, 5-3
vs. No. 10 Nebraska	L, 1-6
2009 (No. 10 seed)	
vs. No. 7 Oklahoma State	L, 0-7
2010 (No. 7 seed)	
vs. No. 10 Kansas	W, 5-3
vs. No. 2 Oklahoma	L, 0-2
2017 (No. 6 seed)	
vs. No. 4 Texas	L, 1-7
vs. No. 1 Oklahoma	L, 0-8
vs. No. 5 Iowa State	W, 1-0
2018 (No. 5 Seed)	
vs. No. 2 Oklahoma State	W, 6-5
vs. No. 3 Baylor	L, 6-7
vs. No. 4 Texas	L, 2-9
2019 (No. 4 Seed)	
vs. No. 6 Kansas	W, 7-3
vs. No. 1 Oklahoma	L, 8-0 (6)
2021 (No. 6 Seed)	
vs. No. 4 Baylor	W, 8-6
vs. No. 1 Oklahoma	L, 8-2
vs. No. 3 Texas	W, 5-1
2022 (No. 6 Seed)	
vs. No. 3 Texas	L, 9-1 (5)
2023 (No. 7 Seed)	
vs. No. 2 Texas	L, 6-7 (8)
2024 (No. 8 Seed)	
vs. No. 9 Iowa State	W, 10-9 (8)
vs. No. 1 Texas	L, 4-11 (5)

MISCELLANEOUS RECORDS

CHAMPIONSHIP RECORD VS. CURRENT MEMBERS

Baylor	4-1
Iowa State	3-1
Kansas	3-2
Oklahoma	1-6
Oklahoma State	2-5
Texas	2-8

CHAMPIONSHIP RECORD BY COACH

Renee Luers-Gillespie	3-6
Carla Marchetti	1-2
Bobby Reeves	4-6
Teresa Wilson	4-4
Amy Suiter	0-1
Shannon Hays	2-2
Adrian Gregory	2-4
Sami Ward	2-1
Brooke Reed (interim)	0-1
Craig Snider	1-2

MISCELLANEOUS RECORDS

Overall Record	19-29
In Tournament Openers	10-12
As Lower Seed	9-25
As Higher Seed	7-4
vs. No. 1 Seed	2-4
In Extra Innings	4-1
In 1-Run Games	8-10
In 2-Run Games	4-2
In 5+Run Games	1-8
Scoring 0-2 Runs	4-22
Scoring 3-5 Runs	7-4
Scoring 6-9 Runs	6-2
Scoring 10+ Runs	1-0
Opponent 0-2 Runs	8-9
Opponent 3-5 Runs	8-5
Opponent 6-9 Runs	2-14
Opponent 10+ Runs	0-1
Most Runs Scored	10, vs. No. 9 Iowa State (2024)
Most Runs Against	11, vs. No. 1 Texas (2024)
Combined Runs	15, vs. No. 1 Texas (2024)
Shutout Wins	5, last vs. No. 5 Iowa State (2017)
Shutout Losses	10, last vs. No. 1 Oklahoma (2018)
Last Run-Rule Win	8-0 (5) vs. No. 6 Baylor (2001)
Last Run-Rule Loss	4-11 (5) vs. No. 1 Texas (2024)
Largest Margin of Victory	8, vs. No. 6 Baylor (2001)
Largest Margin of Defeat	8, 4x, last vs. No. 3 Texas (2022)

■ In 2024 Kennedy Crites became the first Red Raider since 2018 to be named to the Big 12 All-Tournament team after going 4-for-6 with two RBIs. Crites had a three-hit game against No. 9 Iowa State to help spark a comeback after being down 6-0.



TEXAS TECH IN THE TOP 25

MISCELLANEOUS RECORDS

Most consecutive weeks ranked in top 25	18 (2019-20)
Most consecutive weeks ranked or receiving votes	20 (2019-20)
Most successful season vs. top 25	1999 (11-12, 478)
Most total games vs. top 25 in single season	23 games (1999 & 2003)
Most total games vs. top 10 in single season	16 games (2007)
Most consecutive games vs. top 25	13 games (April 5-22, 2012)
Most consecutive games vs. top 10	7 games (April 5-14, 2012)
Most consecutive games vs. top 5	4 games (April 5-11, 2012)
Longest winning streak vs. top 25	3 games, six times (last Feb. 16-23, 2019)
Longest winning streak vs. top 10	4 games (March 7-29, 1998)
Longest winning streak vs. top 5	2 games (April 29-May11, 2007)
Longest losing streak vs. top 25	32 games (March 19, 2003-April 24, 2005)
Longest losing streak vs. top 10	44 games (May 22, 1999-April 24, 2005)
Longest losing streak vs. top 5	41 games (April 5, 1998-April 28, 2007)
Highest ranked victory	at No. 1 Arizona, 6-0 (March 7, 1998)
Highest ranked victory at home	vs. No. 5 Texas, 5-2 (April 11, 2012)
Highest ranked victory on the road	at No. 1 Arizona, 6-0 (March 7, 1998)
Highest ranked victory at neutral site	vs. No. 5 Baylor, 8-4 in 12 inn. (May 11, 2007)
Highest ranked Big 12 Conference victory	No. 5, four times, last vs. No. 5 Texas (April 11, 2012)
Highest ranked Big 12 Conference victory at home	vs. No. 5 Texas, 5-2 (April 11, 2012)
Highest ranked Big 12 Conference road victory	at No. 5 Texas A&M (4/29/07) & at Oklahoma (April 6, 2012)
Largest win vs. top 25	8 runs (3x) last vs. No. 13 Arizona State (Feb. 21, 2019)
Largest win vs. top 15	8 runs (3x) last vs. No. 13 Arizona State (Feb. 21, 2019)
Largest win vs. top 10	6 runs (2x) last vs. No. 7 Oklahoma State (April 22, 2010)
Largest win vs. top 5	6 runs (6-0) at No. 1 Arizona (March 7, 1998)
Largest loss vs. top 25	23 runs (23-0) vs No. 1 Texas (May 4, 2022)
Most runs scored vs. top 25	13, at No. 17 Southwest Texas St (Feb. 1, 2002)
Most runs allowed vs. top 25	21, vs No. 1 Oklahoma (April 10, 2022)

TEXAS TECH IN SOFTBALL AMERICA POLL

2019	
Feb. 19	#19
Feb. 26	#14
Mar. 5	#12
Mar. 12	#11
Mar. 19	#13
Mar. 25	#15
Apr. 2	#15
Apr. 9	#16
Apr. 16	#16
Apr. 23	#16
Apr. 30	#22
May 7	#18
May 14	#18
Final	#20
2020	
Preseason	#19
Feb. 11	#15
Feb. 18	#18
Feb. 25	#19
2024	
Feb. 13	RV
Feb. 20	RV
Feb. 27	RV
Mar. 12	RV

TEXAS TECH IN ESPN.com/USA SOFTBALL POLL

2010	
Mar. 15	RV
Mar. 22	RV
Mar. 29	RV
Apr. 19	RV
2011	
Preseason	RV
Feb. 15	#23
Feb. 22	#19
Mar. 1	#19
Mar. 8	#19
Mar. 15	#22
Mar. 22	#19
Mar. 29	#22
Apr. 5	#24
Apr. 12	RV
Apr. 19	RV
Apr. 26	RV
May 3	RV
May 10	RV
May 17	RV
2012	
Preseason	RV
Apr. 17	#25
Apr. 24	#24
May 1	#23
Mar. 8	#22
May 15	#23
2013	
Preseason	RV
2019	
Feb. 19	#25
Feb. 26	#16
Mar. 5	#14
Mar. 12	#10
Mar. 19	#12

TEXAS TECH IN THE NFCA/USA TODAY POLL

1998	
Mar. 18	#23
Mar. 25	#23
Apr. 1	#19
Apr. 8	#19
Apr. 15	#19
Apr. 22	#17
Apr. 29	#17
May 6	#17
Final	#24
1999	
Preseason	RV
Mar. 3	RV
Final	#24
2000	
Preseason	RV
2001	
Mar. 21	RV
Mar. 28	RV
Apr. 4	RV
Apr. 11	RV
Apr. 18	RV
Apr. 25	RV
2010	
Mar. 23	RV
Mar. 30	RV
Apr. 6	RV
Apr. 27	RV
Final	RV
2011	
Feb. 15	#24
Feb. 22	#21
Mar. 1	#20
Mar. 8	#19
Mar. 15	#21
Mar. 22	#22
Mar. 29	#23
Apr. 5	#24
Apr. 12	#25
Apr. 19	RV
Apr. 26	RV
May 3	RV
May 17	RV
Final	RV
2012	
Preseason	RV
Apr. 17	#24
Apr. 24	#24
May 1	#24
May 5	#25
May 15	#24
Final	RV
2013	
Preseason	RV
2018	
Mar. 14	RV
May 1	RV
2019	
Feb. 12	RV
Feb. 19	#23
Feb. 26	#18
Mar. 5	#15
Mar. 12	#13
Mar. 19	#14
Mar. 25	#15
Apr. 2	#15
Apr. 9	#15
Apr. 16	#12
Apr. 23	#13
Apr. 30	#17
May 7	#15
May 14	#15
Final	#19
2020	
Preseason	#19
Feb. 11	#17
Feb. 18	#20
Feb. 25	#25
Mar. 3	RV
Mar. 10	RV



TEXAS TECH AGAINST THE TOP 25



■ Texas Tech's first ever victory over a ranked opponent came on March 7, 1998, when Paula Workman (pictured above) and the Red Raiders topped No. 1 Arizona, 6-0, in Tucson, Arizona.

RECORD BY OPPONENT RANKING

#1	1-23
#2	0-15
#3	0-13
#4	0-11
#5	5-18
#6	2-18
#7	4-31
#8	2-10
#9	4-9
#10	3-17
#11	1-10
#12	2-16
#13	3-5
#14	3-14
#15	6-14
#16	1-12
#17	6-13
#18	5-21
#19	3-10
#20	1-11
#21	6-15
#22	5-5
#23	4-3
#24	3-11
#25	8-8
Overall	77-333
Against Top 5	5-79
Against Top 10	20-156
Against Top 20	49-270

RECORD BY OPPONENT

Alabama	0-3
Arizona	1-11
Arizona State	1-9
Arkansas	0-2
Auburn	1-0
Baylor	9-32
BYU	1-0
California	2-2
Clemson	0-1
Cal State Fullerton	0-2
DePaul	0-1
Fresno State	0-5
Florida	0-1
Florida State	3-1
Fresno State	1-0
Georgia	1-1
Hawaii	0-3
Illinois-Chicago	0-2
Iowa	2-1
James Madison	0-1
Kansas	2-4
Kentucky	2-1
Long Beach State	0-2
Louisiana-Lafayette	0-3
Louisville	0-1
LSU	1-10
Maryland	1-1
Massachusetts	0-2
Michigan	0-1
Minnesota	1-1
Missouri	7-13
Nebraska	2-16
New Mexico	2-0
Northwestern	1-2
Notre Dame	0-1
Oklahoma	7-68
Oklahoma State	7-25
Oregon	1-3
Oregon State	0-2
South Carolina	3-0
Stanford	1-13
Tennessee	0-2
Texas	5-39
Texas A&M	8-28
Texas State (formerly Southwest Texas)	3-0
Tulsa	0-1
UCF	0-1
UCLA	0-5
Utah	1-0
Washington	1-12
Overall	77-334
Against Non-Conference	31-115
Against Big 12 Opponents	46-213

RECORD BY HEAD COACH

Renee Luers-Gillespie	18-42
Carla Marchetti	1-8
Bobby Reeves	9-63
Teresa Wilson	8-51
Amy Suiter	0-9
Shanon Hays	19-47
Adrian Gregory	15-63
Sami Ward	3-43
Craig Snider	6-25

RECORD BY LOCATION

Albuquerque, N.M.	0-1
Arlington, Texas	1-1
Auburn, Ala.	1-0
Austin, Texas	1-15
Baton Rouge, La.	1-4
Cathedral City, Calif.	3-3
Clearwater, Fla.	3-6
College Park, Md.	1-1
College Station, Texas	1-15
Columbia, Mo.	4-3
Corpus Christi, Texas	0-3
Fayetteville, Ark.	0-3
Fresno, Calif.	2-4
Fullerton, Calif.	0-11
Gainesville, Fla.	0-1
Honolulu, Haw.	1-4
Houston, Texas	0-1
Lafayette, La.	0-3
Las Cruces, N.M.	3-3
Las Vegas, Nev.	0-11
Long Beach, Calif.	0-1
Lincoln, Neb.	1-5
Lubbock, Texas	25-102
Norman, Okla.	4-31
Oklahoma City, Okla.	6-15
Palm Springs, Calif.	0-4
Palo Alto, Calif.	1-6
Phoenix, Ariz.	1-2
Puerto Vallarta, Mex.	1-0
Sacramento, Calif.	1-1
San Diego, Calif.	1-3
San Jose, Calif.	1-1
San Marcos, Texas	3-0
Seattle, Wash.	0-3
Spring, Texas	1-0
Stillwater, Okla.	0-15
Tallahassee, Fla.	0-1
Tampa, Fla.	0-1
Tempe, Ariz.	3-19
Tucson, Ariz.	3-10
Tuscaloosa, Ala.	0-2
Waco, Texas	4-16
Wichita, Kan.	0-1

RECORD BY STATE/COUNTRY

Alabama	1-2
Arizona	7-33
Arkansas	0-3
California	9-34
Florida	3-8
Hawaii	1-4
Kansas	0-1
Louisiana	1-7
Maryland	1-1
Mexico	1-0
Missouri	4-3
New Mexico	3-4
Nebraska	1-5
Nevada	0-11
Oklahoma	10-56
Texas	35-155
Washington	0-3

DATE	OPPONENT	LOCATION	SCORE	DATE	OPPONENT	LOCATION	SCORE
3-1-96	vs. #17 Kansas	Las Cruces, N.M.	L, 2-6	5-10-01	vs. #5 Oklahoma	Oklahoma City, Okla.	L, 1-2
4-3-96	#12 Texas A&M	Lubbock, Texas	L, 0-11	5-17-01	vs. #10 Cal State Fullerton	Tucson, Ariz.	L, 0-1
4-3-96	#12 Texas A&M	Lubbock, Texas	L, 5-9	5-18-01	at #1 Arizona	Tucson, Ariz.	L, 0-8 (6)
4-17-96	at #18 Texas A&M	College Station, Texas	L, 0-4	2-1-02	at #17 SW Texas State	San Marcos, Texas	W, 13-6
4-17-96	at #18 Texas A&M	College Station, Texas	L, 3-4	2-8-02	vs. #2 UCLA	Tempe, Ariz.	L, 0-11
4-27-96	at #14 Nebraska	Lincoln, Neb.	L, 0-10	2-9-02	vs. #24 Massachusetts	Tempe, Ariz.	L, 1-7
4-27-96	at #14 Nebraska	Lincoln, Neb.	L, 0-13	2-9-02	at #8 Arizona State	Tempe, Ariz.	L, 1-6
5-4-96	at #10 Oklahoma	Norman, Okla.	L, 2-6	3-10-02	vs. #16 Fresno State	Tempe, Ariz.	L, 1-7
5-4-96	at #10 Oklahoma	Norman, Okla.	L, 1-6	2-15-02	vs. #2 UCLA	Las Vegas, Nev.	L, 2-13
5-5-96	at #10 Oklahoma	Norman, Okla.	L, 1-6	2-15-02	vs. #4 LSU	Las Vegas, Nev.	L, 2-5
2-28-97	vs. #22 Baylor	Las Cruces, N.M.	L, 1-6	2-16-02	vs. #18 Oregon State	Las Vegas, Nev.	L, 0-8
3-30-97	#14 Missouri	Lubbock, Texas	L, 0-10	2-17-02	vs. #13 Alabama	Las Vegas, Nev.	L, 0-7
3-30-97	#14 Missouri	Lubbock, Texas	L, 4-10	2-22-02	vs. #17 Florida State	Las Cruces, N.M.	W, 4-1 (9)
4-5-97	at #17 Oklahoma State	Stillwater, Okla.	L, 1-11	2-24-02	vs. #17 Florida State	Las Cruces, N.M.	W, 8-7 (8)
4-5-97	at #17 Oklahoma State	Stillwater, Okla.	L, 5-9	3-14-02	vs. #2 Arizona	Fullerton, Calif.	L, 0-8 (5)
4-6-97	at #7 Oklahoma	Norman, Okla.	L, 2-6	3-15-02	vs. #12 Washington	Fullerton, Calif.	L, 3-10
3-7-98	at #1 Arizona	Tucson, Ariz.	L, 0-10	3-16-02	vs. #15 DePaul	Fullerton, Calif.	L, 3-5
3-7-98	at #1 Arizona	Tucson, Ariz.	W, 6-0	3-29-02	at #9 Oklahoma	Norman, Okla.	L, 1-3
3-8-98	vs. #6 Oklahoma	Tucson, Ariz.	W, 1-0	3-29-02	at #9 Oklahoma	Norman, Okla.	L, 0-4
3-12-98	vs. #13 Nebraska	Spring, Texas	W, 5-2	4-10-02	at #24 Texas A&M	College Station, Texas	L, 0-3
3-21-98	at #14 Stanford	Palo Alto, Calif.	L, 0-2	4-10-02	at #24 Texas A&M	College Station, Texas	L, 0-7
3-21-98	at #14 Stanford	Palo Alto, Calif.	L, 1-3	4-17-02	#16 Texas	Lubbock, Texas	L, 2-3 (8)
3-29-98	at #8 Missouri	Columbia, Mo.	W, 1-0	4-17-02	#16 Texas	Lubbock, Texas	L, 0-2
3-29-98	at #8 Missouri	Columbia, Mo.	W, 2-1	4-27-02	#4 Nebraska	Lubbock, Texas	L, 3-5 (8)
4-4-98	#10 Oklahoma State	Lubbock, Texas	L, 4-8	4-28-02	#4 Nebraska	Lubbock, Texas	L, 2-6
4-4-98	#10 Oklahoma State	Lubbock, Texas	W, 1-0	2-7-03	vs. #15 Oregon State	Tempe, Ariz.	L, 1-2
4-5-98	#4 Oklahoma	Lubbock, Texas	L, 1-6	2-8-03	vs. #25 Massachusetts	Tempe, Ariz.	L, 2-5
4-5-98	#4 Oklahoma	Lubbock, Texas	L, 0-8	2-9-03	vs. #8 Stanford	Tempe, Ariz.	L, 0-7
4-10-98	#7 Nebraska	Lubbock, Texas	L, 3-4	2-14-03	vs. #3 California	Las Vegas, Nev.	L, 0-7
4-10-98	#7 Nebraska	Lubbock, Texas	L, 1-6	2-16-03	vs. #9 Cal State Fullerton	Las Vegas, Nev.	L, 3-4
4-26-98	at #8 Texas	Austin, Texas	L, 0-1	2-22-03	vs. #25 Oregon	Houston, Texas	L, 0-1
5-1-98	vs. #11 Oklahoma State	Oklahoma City, Okla.	L, 0-1	2-28-03	vs. #25 Baylor	Corpus Christi, Texas	L, 0-3
5-2-98	vs. #8 Texas	Oklahoma City, Okla.	L, 0-3	3-8-03	#2 Arizona	Lubbock, Texas	L, 0-10
2-12-99	vs. #24 Illinois-Chicago	Arlington, Texas	L, 3-5	3-8-03	#2 Arizona	Lubbock, Texas	L, 0-1
2-14-99	vs. #15 Oklahoma State	Arlington, Texas	W, 11-3	3-19-03	#22 Texas A&M	Lubbock, Texas	W, 4-1
2-18-99	vs. #14 Stanford	San Diego, Calif.	L, 0-1	3-19-03	#22 Texas A&M	Lubbock, Texas	L, 1-10
2-19-99	vs. #19 Long Beach State	San Diego, Calif.	L, 0-1	3-29-03	at #18 Oklahoma State	Stillwater, Okla.	L, 0-1
2-27-99	vs. #22 Minnesota	Las Cruces, N.M.	W, 5-0	3-30-03	at #18 Oklahoma State	Stillwater, Okla.	L, 2-3
3-6-99	vs. #12 LSU	Tucson, Ariz.	L, 0-2	4-2-03	at #5 Texas	Austin, Texas	L, 0-2
3-6-99	at #2 Arizona	Tucson, Ariz.	L, 0-4	4-2-03	at #5 Texas	Austin, Texas	L, 0-1
3-7-99	vs. #12 LSU	Tucson, Ariz.	L, 3-4	4-5-03	#24 Kansas	Lubbock, Texas	L, 6-7
3-12-99	vs. #23 Iowa	San Jose, Calif.	W, 4-0	4-6-03	#24 Kansas	Lubbock, Texas	L, 8-4
3-13-99	vs. #16 California	San Jose, Calif.	L, 0-1	4-12-03	at #7 Nebraska	Lincoln, Neb.	L, 1-5
4-10-99	#24 Missouri	Lubbock, Texas	W, 4-3	4-13-03	at #7 Nebraska	Lincoln, Neb.	L, 0-6
4-10-99	#24 Missouri	Lubbock, Texas	W, 6-2	4-18-03	#5 Oklahoma	Lubbock, Texas	L, 2-6
4-26-99	at #9 Oklahoma	Norman, Okla.	W, 4-1	4-19-03	#5 Oklahoma	Lubbock, Texas	L, 0-10
5-2-99	#21 Texas A&M	Lubbock, Texas	L, 1-5	5-1-03	vs. #3 Texas	Oklahoma City, Okla.	L, 1-7
5-2-99	#21 Texas A&M	Lubbock, Texas	W, 3-2	5-2-03	vs. #20 Texas A&M	Oklahoma City, Okla.	L, 0-2
5-13-99	vs. #23 Missouri	Oklahoma City, Okla.	L, 2-5	2-13-04	at #20 Arizona State	Tempe, Ariz.	L, 0-3
5-13-99	vs. #22 Texas A&M	Oklahoma City, Okla.	W, 4-0	2-14-04	vs. #5 Washington	Tempe, Ariz.	L, 0-6
5-14-99	vs. #9 Oklahoma	Oklahoma City, Okla.	W, 2-1	2-20-04	at #10 Louisiana-Lafayette	Lafayette, La.	L, 1-7
5-14-99	vs. #11 Texas	Oklahoma City, Okla.	L, 0-1	4-9-04	at #20 Baylor	Waco, Texas	L, 0-4
5-20-99	vs. #14 South Carolina	Fresno, Calif.	W, 1-0	4-10-04	at #20 Baylor	Waco, Texas	L, 3-7
5-22-99	at #2 Fresno State	Fresno, Calif.	L, 1-3	4-21-04	at #21 Oklahoma	Norman, Okla.	L, 3-7
5-22-99	vs. #14 South Carolina	Fresno, Calif.	W, 4-1	4-21-04	at #21 Oklahoma	Norman, Okla.	L, 3-4
5-23-99	at #2 Fresno State	Fresno, Calif.	L, 0-5	4-24-04	#15 Nebraska	Lubbock, Texas	L, 1-6
2-10-00	vs. #1 UCLA	Honolulu, Hawaii	L, 2-3	4-25-04	#15 Nebraska	Lubbock, Texas	L, 1-3
2-11-00	vs. #15 Long Beach State	Honolulu, Hawaii	L, 4-8	2-25-05	at #4 Stanford	Palo Alto, Calif.	L, 4-8
2-11-00	vs. #20 Hawaii	Honolulu, Hawaii	L, 0-6	3-12-05	vs. #19 Nebraska	Wichita, Kan.	L, 0-4
2-12-00	vs. #19 Texas	Honolulu, Hawaii	W, 4-0	3-25-05	#7 Baylor	Lubbock, Texas	L, 7-9
2-25-00	vs. #18 Illinois-Chicago	Corpus Christi, Texas	L, 0-2 (9)	3-26-05	#7 Baylor	Lubbock, Texas	L, 2-10
2-26-00	vs. #25 Oregon	Corpus Christi, Texas	L, 1-3	DATE	OPPONENT	LOCATION	SCORE
3-9-00	at #7 Fresno State	Fresno, Calif.	L, 0-2	4-9-05	#17 Missouri	Lubbock, Texas	L, 0-8
3-10-00	vs. #3 UCLA	Fresno, Calif.	L, 0-7	4-10-05	#17 Missouri	Lubbock, Texas	L, 1-3
3-25-00	#18 Oklahoma State	Lubbock, Texas	W, 5-0	4-11-05	#6 Oklahoma	Lubbock, Texas	L, 5-8
3-26-00	#18 Oklahoma State	Lubbock, Texas	L, 5-6	4-11-05	#6 Oklahoma	Lubbock, Texas	L, 2-9
4-15-00	at #6 Oklahoma	Norman, Okla.	L, 0-5	4-22-05	at #5 Texas A&M	College Station, Texas	L, 2-7
4-16-00	at #6 Oklahoma	Norman, Okla.	L, 1-7	4-24-05	at #5 Texas A&M	College Station, Texas	L, 0-8
5-11-00	vs. #18 Nebraska	Oklahoma City, Okla.	L, 1-4	4-26-05	at #6 Texas	Austin, Texas	W, 2-0
2-9-01	vs. #20 Oregon	Phoenix, Ariz.	L, 0-8 (5)	4-26-05	at #6 Texas	Austin, Texas	L, 0-3
2-10-01	vs. #4 Washington	Phoenix, Ariz.	L, 1-4	2-18-06	vs. #18 Missouri	Tucson, Ariz.	W, 8-3
2-10-01	vs. #25 Utah	Phoenix, Ariz.	W, 9-2	2-18-06	at #3 Arizona	Tucson, Ariz.	L, 0-6
2-23-01	vs. #14 Notre Dame	Fayetteville, Ark.	L, 0-4	2-23-06	vs. #6 Stanford	Palm Springs, Calif.	L, 0-8
3-11-01	vs. #5 Stanford	Tampa, Fla.	L, 0-1	2-24-06	vs. #1 Arizona	Palm Springs, Calif.	L, 1-3
3-15-01	vs. #13 Iowa	Sacramento, Calif.	W, 9-1 (5)	2-25-06	vs. #19 LSU	Palm Springs, Calif.	L, 3-4
3-18-01	vs. #13 Iowa	Sacramento, Calif.	L, 0-1 (8)	2-25-06	vs. #23 Fresno State	Palm Springs, Calif.	L, 0-3
3-29-01	#20 Texas A&M	Lubbock, Texas	W, 1-0 (10)	3-3-06	vs. #11 Georgia	Fullerton, Calif.	L, 2-9
3-29-01	#20 Texas A&M	Lubbock, Texas	L, 6-8	3-4-06	vs. #3 Tennessee	Fullerton, Calif.	L, 0-4
3-31-01	at #17 Nebraska	Lincoln, Neb.	W, 6-5	3-5-06	vs. #16 Northwestern	Fullerton, Calif.	L, 0-7
4-1-01	at #17 Nebraska	Lincoln, Neb.	L, 1-3	3-25-06	at #19 Baylor	Waco, Texas	L, 0-1
4-11-01	at #23 Baylor	Waco, Texas	L, 0-2	3-26-06	at #19 Baylor	Waco, Texas	L, 0-4
4-11-01	at #23 Baylor	Waco, Texas	W, 3-1 (8)	3-28-06	at #15 Oklahoma	Norman, Okla.	W, 4-2
4-13-01	#7 Oklahoma	Lubbock, Texas	L, 0-8 (5)	3-28-06	at #15 Oklahoma	Norman, Okla.	L, 3-7
4-14-01	#7 Oklahoma	Lubbock, Texas	L, 0-5	4-1-06	#15 Texas A&M	Lubbock, Texas	W, 3-2
				4-2-06	#15 Texas A&M	Lubbock, Texas	L, 5-7



4-20-06	#2 Texas	Lubbock, Texas	L, 0-6	4-15-10	at #12 Oklahoma	Norman, Okla.	L, 7-9
4-22-06	#17 Nebraska	Lubbock, Texas	L, 3-4	4-15-10	at #12 Oklahoma	Norman, Okla.	W, 7-6 (9)
4-23-06	#17 Nebraska	Lubbock, Texas	L, 4-10	4-17-10	at #11 Missouri	Columbia, Mo.	L, 1-3
				4-18-10	at #11 Missouri	Columbia, Mo.	L, 2-5
2-16-07	at #4 Arizona	Tucson, Ariz.	L, 0-1	4-22-10	#7 Oklahoma State	Lubbock, Texas	W, 6-0
2-18-07	at #4 Arizona	Tucson, Ariz.	L, 1-8	4-22-10	#7 Oklahoma State	Lubbock, Texas	W, 4-1
3-2-07	vs. #8 Northwestern	Fullerton, Calif.	L, 2-3	4-29-10	#12 Texas	Lubbock, Texas	L, 2-7
3-3-07	vs. #8 Stanford	Fullerton, Calif.	L, 1-2	5-1-10	#20 Texas A&M	Lubbock, Texas	L, 6-10
3-9-07	vs. #10 Washington	Tempe, Ariz.	L, 0-1	5-2-10	#20 Texas A&M	Lubbock, Texas	L, 4-8
3-9-07	vs. #3 Arizona State	Tempe, Ariz.	L, 1-10	5-15-10	vs. #11 Oklahoma	Oklahoma City, Okla.	L, 0-2
3-10-07	vs. #10 Washington	Tempe, Ariz.	W, 3-2	5-21-10	at #15 Stanford	Palo Alto, Calif.	L, 4-5
3-10-07	at #3 Arizona State	Tempe, Ariz.	L, 6-7	4-22-10	at #15 Stanford	Palo Alto, Calif.	W, 6-3
3-10-07	at #3 Arizona State	Tempe, Ariz.	L, 3-12 (5)	4-23-10	vs. #19 Hawaii	Palo Alto, Calif.	L, 1-7
3-22-07	#3 Oklahoma	Lubbock, Texas	L, 0-7				
3-22-07	#3 Oklahoma	Lubbock, Texas	L, 3-7	2-10-11	vs. #16 BYU	Tempe, Ariz.	W, 7-5
4-6-07	#11 Baylor	Lubbock, Texas	L, 9-14	2-12-11	vs. #12 California	Tempe, Ariz.	W, 5-4
4-26-07	at #18 Texas	Austin, Texas	L, 1-11 (6)	3-26-11	#13 Missouri	Lubbock, Texas	L, 1-4
4-26-07	at #18 Texas	Austin, Texas	L, 1-6	3-27-11	#13 Missouri	Lubbock, Texas	L, 1-10 (6)
4-28-07	at #5 Texas A&M	College Station, Texas	L, 0-5	4-1-11	#14 Oklahoma	Lubbock, Texas	W, 5-0
4-29-07	at #5 Texas A&M	College Station, Texas	W, 6-2	4-2-11	#14 Oklahoma	Lubbock, Texas	L, 6-7
5-11-07	vs. #5 Baylor	Oklahoma City, Okla.	W, 8-4 (12)	4-6-11	#17 Baylor	Lubbock, Texas	L, 1-5
5-12-07	vs. #7 Texas A&M	Oklahoma City, Okla.	W, 4-3	4-6-11	#17 Baylor	Lubbock, Texas	L, 3-10
5-12-07	vs. #2 Oklahoma	Oklahoma City, Okla.	L, 3-6	4-16-11	at #19 Oklahoma State	Stillwater, Okla.	L, 1-2 (8)
				4-17-11	at #19 Oklahoma State	Stillwater, Okla.	L, 1-7
2-8-08	vs. #11 Washington	Las Vegas, Nev.	L, 1-8	4-22-11	#5 Texas	Lubbock, Texas	L, 2-15 (5)
2-9-08	vs. #2 Arizona State	Las Vegas, Nev.	L, 0-2	4-23-11	#5 Texas	Lubbock, Texas	L, 5-9
2-22-08	vs. #22 Washington	Albuquerque, N.M.	L, 1-6	5-13-11	at #18 Texas A&M	College Station, Texas	L, 0-3
3-1-08	vs. #8 Stanford	Fullerton, Calif.	L, 2-9	5-14-11	at #18 Texas A&M	College Station, Texas	L, 2-5
3-8-08	at #9 Stanford	Palo Alto, Calif.	L, 1-3	5-22-11	at #10 Arizona	Tucson, Ariz.	L, 2-10 (6)
3-14-08	at #16 Hawaii	Honolulu, Haw.	L, 1-4				
3-21-08	#7 Texas A&M	Lubbock, Texas	L, 3-7	2-10-12	vs. #14 Tennessee	Tempe, Ariz.	L, 0-1
3-22-08	#7 Texas A&M	Lubbock, Texas	L, 1-3	2-11-12	vs. #9 Stanford	Tempe, Ariz.	L, 1-7
4-10-08	at #7 Oklahoma	Norman, Okla.	L, 2-3	3-6-12	at #5 Texas	Austin, Texas	L, 0-8 (6)
4-10-08	at #7 Oklahoma	Norman, Okla.	L, 3-8	3-7-12	at #5 Texas	Austin, Texas	L, 1-2
				3-12-12	#23 New Mexico	Lubbock, Texas	W, 9-4
2-7-09	vs. #9 Stanford	Tempe, Ariz.	L, 1-6	3-12-12	#23 New Mexico	Lubbock, Texas	W, 8-5
2-13-09	at #2 Florida	Gainesville, Fla.	L, 3-7	4-5-12	at #5 Oklahoma	Norman, Okla.	L, 1-3
3-10-09	#9 Oklahoma	Lubbock, Texas	L, 1-6	4-6-12	at #5 Oklahoma	Norman, Okla.	W, 5-4
3-10-09	#9 Oklahoma	Lubbock, Texas	L, 0-12 (5)	4-7-12	at #5 Oklahoma	Norman, Okla.	L, 1-4
4-10-09	at #24 Texas A&M	College Station, Texas	L, 4-5	4-11-12	#5 Texas	Lubbock, Texas	W, 5-2
4-11-09	at #24 Texas A&M	College Station, Texas	L, 0-6	4-13-12	at #9 Missouri	Columbia, Mo.	W, 2-0
4-15-09	#24 Texas	Lubbock, Texas	L, 0-2	4-14-12	at #9 Missouri	Columbia, Mo.	W, 5-4
4-18-09	#10 Missouri	Lubbock, Texas	L, 0-12 (5)	4-14-12	at #9 Missouri	Columbia, Mo.	L, 1-4 (8)
4-19-09	#10 Missouri	Lubbock, Texas	L, 3-10	4-17-12	#19 Texas A&M	Lubbock, Texas	L, 6-9
				4-17-12	#19 Texas A&M	Lubbock, Texas	L, 0-9 (6)
3-19-10	vs. #19 Florida State	Clearwater, Fla.	W, 2-1	4-18-12	#19 Texas A&M	Lubbock, Texas	W, 8-6
4-3-10	at #24 Baylor	Waco, Texas	L, 0-1 (9)	4-20-12	#25 Baylor	Lubbock, Texas	W, 3-1
4-5-10	at #24 Baylor	Waco, Texas	W, 1-0	4-21-12	#25 Baylor	Lubbock, Texas	L, 4-8
4-6-10	at #16 Texas	Austin, Texas	L, 0-4	4-22-12	#25 Baylor	Lubbock, Texas	W, 6-5
				5-19-12	at #18 Washington	Seattle, Wash.	L, 0-2
				2-8-13	vs. #18 Louisville	Las Vegas, Nev.	L, 6-10
				3-22-13	vs. #18 Tulsa	Las Vegas, Nev.	L, 1-5
				4-12-13	#1 Oklahoma	Lubbock, Texas	L, 0-9 (6)
				4-13-13	#1 Oklahoma	Lubbock, Texas	L, 0-6
				4-14-13	#1 Oklahoma	Lubbock, Texas	L, 7-13
				4-26-13	#7 Texas	Lubbock, Texas	L, 6-8
				4-27-13	#7 Texas	Lubbock, Texas	L, 1-4
				4-28-13	#7 Texas	Lubbock, Texas	L, 1-4
				5-2-13	at #15 Baylor	Waco, Texas	L, 2-8
				5-3-13	at #15 Baylor	Waco, Texas	L, 5-10
				5-4-13	at #15 Baylor	Waco, Texas	W, 6-4
				5-2-14	at #12 Oklahoma	Norman, Okla.	L, 0-5
				5-3-14	at #12 Oklahoma	Norman, Okla.	L, 1-5
				5-4-14	at #12 Oklahoma	Norman, Okla.	L, 0-13 (5)
				2-07-15	vs. #18 Nebraska	Las Cruces, N.M.	L, 3-11
				3-19-15	at #18 Washington	Seattle, Wash.	L, 1-7
				3-19-15	at #18 Washington	Seattle, Wash.	L, 5-8
				3-27-15	#6 Oklahoma	Lubbock, Texas	L, 1-9
				3-28-15	#6 Oklahoma	Lubbock, Texas	L, 5-13
				3-29-15	#6 Oklahoma	Lubbock, Texas	L, 6-21
				4-02-15	at #15 Baylor	Waco, Texas	L, 0-3
				4-03-15	at #15 Baylor	Waco, Texas	L, 0-5
				4-04-15	at #15 Baylor	Waco, Texas	L, 5-6
				4-10-15	#25 Kansas	Lubbock, Texas	W, 8-7
				4-11-15	#25 Kansas	Lubbock, Texas	L, 9-11
				4-12-15	#25 Kansas	Lubbock, Texas	W, 5-4
				2-13-16	vs. #14 Minnesota	Las Vegas, Nev.	L, 4-7
				2-20-16	vs. #18 Kentucky	San Diego, Calif.	L, 0-10
				2-20-16	vs. #22 California	San Diego, Calif.	W, 2-0
				2-25-16	at #6 Louisiana-Lafayette	Lafayette, La.	L, 2-6
				2-25-16	at #6 Louisiana-Lafayette	Lafayette, La.	L, 5-11
				2-27-16	at #5 LSU	Baton Rouge, La.	L, 2-3
				2-28-16	at #5 LSU	Baton Rouge, La.	L, 3-5
				3-11-16	at #10 Texas A&M	College Station, Texas	L, 5-9
				3-12-16	at #10 Texas A&M	College Station, Texas	L, 6-7
				3-13-16	at #10 Texas A&M	College Station, Texas	L, 3-17

■ The Red Raiders have defeated a ranked opponent in 12 of the last 13 seasons. In 2023 Tech took down Big 12 foe Oklahoma State 4-3 in Lubbock. The Cowgirls were ranked #7 when Tech defeated them.



3-24-16	at #21 Arizona State	Tempe, Ariz.	L, 1-3	4-30-22	vs. #17 Texas	Lubbock, Texas	L, 6-7
3-25-16	at #21 Arizona State	Tempe, Ariz.	L, 3-4	5-12-22	vs. #16 Texas	Oklahoma City, Okla.	L, 1-9 (5)
3-26-16	at #21 Arizona State	Tempe, Ariz.	L, 3-7	3-14-23	at #25 Texas State	San Marcos, Texas	W, 4-3
4-29-16	#20 Baylor	Lubbock, Texas	L, 2-9	3-14-23	at #25 Texas State	San Marcos, Texas	W, 3-2
4-30-16	#20 Baylor	Lubbock, Texas	L, 2-15	3-17-23	at #22 Maryland	College Park, Md.	W, 6-1
5-01-16	#20 Baylor	Lubbock, Texas	L, 6-16	3-18-23	at #22 Maryland	College Park, Md.	L, 3-7
5-06-16	at #7 Oklahoma	Norman, Okla.	L, 0-8	3-24-23	at #8 Texas	Austin, Texas	L, 2-3
5-07-16	at #7 Oklahoma	Norman, Okla.	L, 0-4	3-25-23	at #8 Texas	Austin, Texas	L, 3-4
5-08-16	at #7 Oklahoma	Norman, Okla.	L, 1-10	3-26-23	at #8 Texas	Austin, Texas	L, 3-8
2-18-17	vs. #21 Fresno State	Puerto Vallarta, Mex.	W, 9-6	4-6-23	at #1 Oklahoma	Norman, Okla.	L, 0-3
2-24-17	at #10 Alabama	Tuscaloosa, Ala.	L, 2-7	4-7-23	at #1 Oklahoma	Norman, Okla.	L, 0-6
2-25-17	at #10 Alabama	Tuscaloosa, Ala.	L, 0-8 (6)	4-8-23	at #1 Oklahoma	Norman, Okla.	L, 0-7
3-31-17	at #14 Baylor	Waco, Texas	L, 1-5	4-14-23	vs. #18 Baylor	Lubbock, Texas	W, 10-8
3-31-17	at #14 Baylor	Waco, Texas	L, 0-4	4-15-23	vs. #18 Baylor	Lubbock, Texas	L, 11-16
4-1-17	at #14 Baylor	Waco, Texas	L, 0-4	4-16-23	vs. #18 Baylor	Lubbock, Texas	L, 5-8
4-28-17	#7 Oklahoma	Lubbock, Texas	L, 2-4	4-29-23	vs. #7 Oklahoma State	Lubbock, Texas	L, 1-10
4-29-17	#7 Oklahoma	Lubbock, Texas	L, 0-12 (5)	4-29-23	vs. #7 Oklahoma State	Lubbock, Texas	W, 4-3 (8)
4-30-17	#7 Oklahoma	Lubbock, Texas	L, 3-14 (5)	4-30-23	vs. #7 Oklahoma State	Lubbock, Texas	L, 0-8
5-12-17	#6 Oklahoma	Oklahoma City, Okla.	L, 0-8	5-11-23	vs. #10 Texas	Oklahoma City, Okla.	L, 6-7 (8)
2-10-18	at #6 Texas A&M	College Station, Texas	L, 5-9	2-10-24	at #4 Florida State	Tallahassee, Fla.	L, 8-9
3-14-18	at #22 Long Beach State	Long Beach, Calif.	L, 2-4	3-15-24	vs. #1 Oklahoma	Lubbock, Texas	L, 0-14
3-23-18	#3 Oklahoma	Norman, Okla.	L, 0-8 (5)	3-16-24	vs. #1 Oklahoma	Lubbock, Texas	L, 2-15 (5)
3-24-18	at #3 Oklahoma	Norman, Okla.	L, 0-8 (5)	3-17-24	vs. #1 Oklahoma	Lubbock, Texas	L, 1-11
3-25-18	at #3 Oklahoma	Norman, Okla.	L, 1-19 (5)	4-5-24	at #21 Baylor	Waco, Texas	W, 4-3
3-29-18	#25 Oklahoma State	Lubbock, Texas	L, 1-4	4-6-24	at #21 Baylor	Waco, Texas	L, 1-2
3-30-18	#25 Oklahoma State	Lubbock, Texas	W, 4-3 (8)	4-7-24	at #21 Baylor	Waco, Texas	L, 3-11 (6)
3-31-18	#25 Oklahoma State	Lubbock, Texas	L, 4-10	4-19-24	at #6 Oklahoma State	Stillwater, Okla.	L, 3-11 (6)
4-6-18	#16 Baylor	Lubbock, Texas	L, 8-12	4-20-24	at #6 Oklahoma State	Stillwater, Okla.	L, 0-13 (5)
4-7-18	#16 Baylor	Lubbock, Texas	L, 0-2	4-21-24	at #6 Oklahoma State	Stillwater, Okla.	L, 4-6
4-8-18	#16 Baylor	Lubbock, Texas	L, 1-5	5-3-24	vs #1 Texas	Lubbock, Texas	L, 3-13 (5)
5-11-18	vs. #17 Baylor	Oklahoma City, Okla.	W, 6-5	5-4-24	vs #1 Texas	Lubbock, Texas	L, 0-23 (5)
2-16-19	at #21 Auburn	Auburn, Ala.	W, 5-4	5-5-24	vs #1 Texas	Lubbock, Texas	L, 4-14 (5)
2-21-19	vs. #13 Arizona State	Cathedral City, Calif.	W, 8-0 (5)	5-9-24	vs #1 Texas	Oklahoma City, Okla.	L, 4-13 (5)
2-23-19	vs. #17 Oregon	Cathedral City, Calif.	W, 5-0				
2-24-19	vs. #5 Washington	Cathedral City, Calif.	L, 4-1				
3-22-19	#2 Oklahoma	Lubbock, Texas	L, 5-1				
3-23-19	#2 Oklahoma	Lubbock, Texas	L, 8-3				
3-24-19	#2 Oklahoma	Lubbock, Texas	L, 13-1 (6)				
4-5-19	#11 Texas	Lubbock, Texas	L, 2-0				
4-6-19	#11 Texas	Lubbock, Texas	W, 3-2				
4-7-19	#11 Texas	Lubbock, Texas	L, 2-0				
4-26-19	at #12 Oklahoma State	Stillwater, Okla.	L, 3-2				
4-27-19	at #12 Oklahoma State	Stillwater, Okla.	L, 8-7				
4-28-19	at #12 Oklahoma State	Stillwater, Okla.	L, 6-5				
5-4-19	#21 Kentucky	Lubbock, Texas	W, 7-5				
5-5-19	#21 Kentucky	Lubbock, Texas	W, 9-6				
5-10-19	vs. #1 Oklahoma	Oklahoma City, Okla.	L, 8-0 (6)				
5-18-19	vs. #10 LSU	Baton Rouge, La.	L, 5-4 (13)				
5-19-19	vs. #10 LSU	Baton Rouge, La.	W, 5-4				
5-19-19	vs. #10 LSU	Baton Rouge, La.	L, 5-1				
2-13-20	vs. #18 South Carolina	Clearwater, Fla.	W, 5-1				
2-14-20	vs. #20 James Madison	Clearwater, Fla.	L, 0-6				
2-15-20	vs. #15 Georgia	Clearwater, Fla.	W, 5-2				
2-16-20	vs. #1 Washington	Clearwater, Fla.	L, 5-11 (8)				
2-27-20	vs. #4 LSU	Fullerton, Calif.	L, 5-6				
2-29-20	vs. #13 Michigan	Fullerton, Calif.	L, 2-8				
2-26-21	at #21 Arkansas	Fayetteville, Ark.	L, 0-9 (5)				
2-28-21	at #21 Arkansas	Fayetteville, Ark.	L, 0-8 (6)				
4-1-21	at #7 Texas	Austin, Texas	L, 0-5				
4-2-21	at #7 Texas	Austin, Texas	L, 1-10 (5)				
4-3-21	at #7 Texas	Austin, Texas	L, 1-2				
4-9-21	#12 Oklahoma State	Lubbock, Texas	L, 0-1				
4-10-21	#12 Oklahoma State	Lubbock, Texas	L, 2-12 (5)				
4-11-21	#12 Oklahoma State	Lubbock, Texas	L, 3-10				
4-24-21	at #1 Oklahoma	Norman, Okla.	L, 0-15 (5)				
4-24-21	at #1 Oklahoma	Norman, Okla.	L, 0-5				
4-25-21	at #1 Oklahoma	Norman, Okla.	L, 0-20 (5)				
5-14-21	vs. #1 Oklahoma	Oklahoma City, Okla.	L, 2-8				
5-15-21	vs. #10 Texas	Oklahoma City, Okla.	W, 5-1				
2-17-22	vs. #15 Clemson	Clearwater, Fla.	L, 0-8 (5)				
2-18-22	vs. #24 UCF	Clearwater, Fla.	L, 3-7 (8)				
2-19-22	vs. #6 Washington	Clearwater, Fla.	L, 0-1				
2-20-22	vs. #21 LSU	Clearwater, Fla.	L, 0-2				
2-25-22	vs. #16 Missouri	Cathedral City, Calif.	L, 1-2				
2-25-22	vs. #6 UCLA	Cathedral City, Calif.	L, 1-2				
2-27-22	vs. #18 Northwestern	Cathedral City, Calif.	W, 4-2				
3-25-22	at #7 Oklahoma State	Stillwater, Okla.	L, 0-7				
3-26-22	at #7 Oklahoma State	Stillwater, Okla.	L, 1-9 (5)				
3-27-22	at #7 Oklahoma State	Stillwater, Okla.	L, 2-16 (5)				
4-8-22	vs. #1 Oklahoma	Lubbock, Texas	L, 0-11 (5)				
4-9-22	vs. #1 Oklahoma	Lubbock, Texas	L, 0-11 (5)				
4-10-22	vs. #1 Oklahoma	Lubbock, Texas	L, 0-21 (5)				
4-29-22	vs. #17 Texas	Lubbock, Texas	L, 4-5				
4-30-22	vs. #17 Texas	Lubbock, Texas	L, 1-11 (5)				



SINGLE-SEASON TEAM RECORDS

WIN-LOSS RECORDS

Best win/loss record	42-16, .724 (2011 & 2019)
Worst win/loss record	4-44, .083 (1996)
Best overall home record	18-4, .818 (2012)
Worst overall home	0-7, .000 (2007)
Best Big 12 win/loss record	10-7, .588 (1998)
Worst Big 12 win/loss record	1-20, .048 (1996)
Best away record (neutral sites included)	32-8, .800 (1998)
Most mercy-run rule games	20 (2011)
Most games played	67 (1999)
Fewest games played	47 (2021)
Consecutive win streak	24 (2011)
Consecutive loss streak	18 (1996)
Most wins	45 (45-19 in 1998)
Most losses	44 (4-44 in 1996)
Most home wins	26 (2011)
Most home losses	19 (1996)
Consecutive home wins	19 (2/18/11 through 3/9/2011)
Most road wins	32 (away & neutral, 1998)
Most road losses	28 (away & neutral, 2006)
Consecutive road wins	12 (away & neutral, 1998)
Most Big 12 wins	13 (2012)
Most Big 12 losses	20 (1996)
Fewest Big 12 losses	7 (1998)
Consecutive Big 12 wins	6 (1998)
Most Big 12 home wins	9 (2012)
Most Big 12 home losses	11 (1996)
Fewest Big 12 home losses	2 (1999)
Consecutive Big 12 home wins	6 (March 27 - May 3, 2008)
Most Big 12 road wins	6 (2001)
Most Big 12 road losses	9 (1996)
Fewest Big 12 road losses	2 (1998)
Consecutive Big 12 road wins	4 (1998, 2001, 2019)

OFFENSIVE RECORDS

Batting average	.341 (2011)
Runs	416 (2011)
Hits	501 (2011)
At bats	1773 (1999)
Doubles	93 (2023)
Triples	19 (2018)
Home runs	74 (2023)
RBI	363 (2011)
Total bases	785 (2011)
Slugging pct.	.543 (2023)
Stolen bases	92 (2014)
Sacrifices	72 (2000)
Most times struck out	356 (2006)
Walks	223 (2013)
Hit by pitches	55 (2014)

PITCHING RECORDS

Consecutive hitless innings	9.0 (2001)
Consecutive shutout innings	27.0 (2011 & 2019)
Shutouts	19 (1998)
Innings pitched	456.0 (1999)
Hits allowed	470 (2017)
Fewest hits allowed	243 (1996)
Runs allowed	348 (2016)
Fewest runs allowed	130 (1998)
Earned runs allowed	284 (2016)
Fewest earned runs allowed	88 (1998, 2001)
Walks allowed	184 (2017)
Fewest walks allowed	65 (1996)
Strikeouts	454 (2001)
Complete games	56 (1999)
Wild pitches	40 (2014)
Lowest earned run average	1.47 (2001)
Highest earned run average	7.58 (1996)
No-hitters	2 (1999, 2011)
Consecutive no-hitters	None
Perfect games	1, 4x, last (2022)

FIELDING RECORDS

Highest fielding percentage	.975 (2021)
Lowest fielding percentage	.895 (1996)
Double plays	32 (2003)
Putouts	1,366 (1999)
Assists	638 (2006)
Errors	123 (1997)
Fewest errors	31 (2021)

SINGLE-GAME RECORDS

OFFENSIVE RECORDS (TEAM)

Longest game _____ 15 innings (5-3) vs. Southwest Texas (2/11/96)
 Runs _____ 24, vs. North Carolina Central (3/12/10)
 Runs by opponent _____ 23, vs. No. 1 Texas (5/4/24)
 Runs, both teams _____ 37, Texas Tech 19, Oklahoma State 18 (4/3/16)
 Runs in an inning _____ 20, vs. NCCU (3/12/10)
 Hits _____ 22, vs. Oklahoma State (4/3/16)
 Hits, both teams _____ 36, vs. Kansas (4/13/24)
 At bats _____ 57, vs. Southwest Texas (2/11/96)
 Doubles _____ 9, vs. Eastern New Mexico (3/30/05)
 Triples _____ 3, four times, vs. Eastern New Mexico (3/27/97), Utah Valley (2/18/11)
 _____ UT Arlington (3/6/14) and at CSUN (3/9/18)
 Home runs _____ 6, vs. Santa Clara (2/19/23)
 Grand Slams _____ 3, vs. Tarleton State (3/21/21)
 RBI _____ 22, twice, vs. North Carolina Central (3/12/10), vs. Tarleton State (3/21/21)
 Stolen Bases _____ 8, vs. Texas A&M-Corpus Christi (3/17/01)
 Sacrifice hits _____ 5, vs. Nebraska (4/2/00)
 Sacrifice flies _____ 3, x3, last vs. SFA (2/23/24)
 Walks _____ 18, vs. Colorado State (3/17/11)
 Strikeouts _____ 17, three times, last vs. Texas (4/13/17)
 * Texas Tech hit six home runs against Midwestern State on March 27, 2012. Because it was not against a Division I opponent, it will not officially count in the record book.

PITCHING RECORDS (TEAM)

Innings pitched _____ 15.0, vs. Southwest Texas (2/11/96)
 Runs _____ 23, vs. No. 1 Texas (5/4/24)
 Hits _____ 19, vs. No. 1 Oklahoma (4/10/22)
 Home runs allowed _____ 7, (twice) vs. Texas (4/22/11), vs. No. 1 Oklahoma (4/10/22)
 Walks _____ 12, vs. UTSA (2/6/15)
 Strikeouts _____ 16, twice, vs. Nebraska (4/10/98), at Kansas (4/17/21)

FIELDING RECORDS (TEAM)

Putouts _____ 45, vs. Southwest Texas (2/11/96)
 Assists _____ 30, vs. Southwest Texas (2/11/96)
 Errors _____ 9, vs. New Mexico (3/31/96)
 Double plays _____ 3, vs. No. 21 Baylor (4/6/24)
 Last triple play _____ vs. BYU (2/10/11)

OFFENSIVE RECORDS (INDIVIDUAL)

Runs scored _____ 5, Mikey Kenney at Iowa State (4/10/11)
 At bats _____ 7, Christine Evans, Elizabeth Slaton vs. Southwest Texas (2/11/96)
 Hits _____ 5, Stephanie Drewry vs. USF (2/27/09)
 _____ Shelby Johnson vs. IPFW (3/9/13)
 Doubles _____ 3, Kim Martinez, twice, last vs. Cornell (3/19/97)
 _____ Breanna Russell, at Iowa State (3/31/19)
 _____ Abbie Orrick, vs. Kansas (4/1/22)
 Triples _____ 2, Denise Jackson vs. New Mexico (2/7/98)
 _____ Logan Hall vs. Utah Valley (2/18/11)
 _____ Abbie Orrick vs. SFA (2/23/24)
 Home runs _____ 3, Jessica Hartwell vs. Baylor (4/6/18)
 Grand slam _____ 2, Karli Hamilton vs. Tarleton State (3/21/21)
 RBI _____ 9, Karli Hamilton vs. Tarleton State (3/21/21)
 Stolen bases _____ 4, three times, last by Mikey Kenney vs. Manhattan (3/17/12)
 Walks _____ 4, six times, last by Treney Edwards at Baylor (4/13/19)

PITCHING RECORDS (INDIVIDUAL)

Innings pitched _____ 15, Emily Hays vs. Southwest Texas (2/11/96)
 Strikeouts _____ 16, Missy Zoch at Kansas (4/17/21)
 Runs allowed _____ 14, Jenny Cannon vs. Missouri (4/20/96)
 Hits allowed _____ 17, Jenny Cannon vs. Iowa State (4/6/96)
 Home runs allowed _____ 6, Erin Edmondson vs. No. 1 Oklahoma (5/14/21)
 Walks allowed _____ 10, Mattison Maisel at Alabama (2/15/17)

FIELDING RECORDS (INDIVIDUAL)

Putouts _____ 17, twice, last by Jessica Hartwell at Kansas (4/27/18)
 Assists _____ 11, Emily Hayes vs. Southwest Texas (2/11/96)
 Errors _____ 4, Rebecca Eimen vs. New Mexico State (3/18/01)

■ Karli Hamilton set the program record for RBI in a game (9) and grand slams in a game (2) against Tarleton State on March 21, 2021. She tied an NCAA record for grand slams in a game, and the Red Raiders tied an NCAA record for grand slams in an inning (2) and grand slams in a game (3) as Peyton Blythe also hit one in a 23-0 win over the Texans.



SINGLE-SEASON INDIVIDUAL RECORDS

HITTING/FIELDING

BATTING AVERAGE (MIN. 100 AB)

1. Kim Martinez (1997)	.492
2. Sydni Emanuel (2014)	.418
3. Kailey Wyckoff (2024)	.407
4. Jessica Hartwell (2018)	.400
5. Karli Hamilton (2019)	.398
6. Kailey Wyckoff (2023)	.393
7. Raven Richardson (2011)	.384
8. Emily Bledsoe (2011)	.383
9. Heaven Burton (2018)	.379
10. Ashley Parker (2007)	.379

AT BATS

1. Sandy Butler (1999)	219
2. Sandy Butler (1998)	213
3. Michaela Cochran (2018)	205
4. Kristi Robles (2003)	202
5. Kim Martinez (1999)	201
6. Leah Legler (2008)	198
7. Heaven Burton (2019)	197
8. Jenny Kohler (1998)	196
9. Karli Hamilton (2019)	196
10. Heaven Burton (2018)	195

HITS

1. Kim Martinez (1997)	91
2. Karli Hamilton (2019)	78
3. Sandy Butler (1998)	75
4. Heaven Burton (2018)	74
5. Sandy Butler (1999)	74
6. Michaela Cochran (2018)	73
7. Heaven Burton (2019)	70
8. Sydni Emanuel (2014)	69
9. Jessica Hartwell (2018)	66
10. Ashley Parker (2007)	66

RUNS SCORED

1. Jessica Hartwell (2018)	63
2. Mikey Kenney (2011)	60
3. Karli Hamilton (2019)	58
4. Emily Bledsoe (2011)	56
5. Kim Martinez (1997)	56
6. Paula Workman (1997)	49
7. Sandy Butler (1998)	48
8. Mikey Kenney (2013)	48
9. Sydni Emanuel (2014)	48
10. Leah Legler (2008)	47

RBI

1. Kim Martinez (1997)	70
2. Sandy James (2011)	62
3. Jessica Hartwell (2018)	61
4. Logan Hall (2011)	55
5. Cydney Allen (2011)	55
6. Adriana Perez (2012)	55
7. Jessica Hartwell (2019)	51
8. Karli Hamilton (2018)	50
9. Kierra Miles (2016)	50
10. Adriana Perez (2013)	50

HOME RUNS

1. Jessica Hartwell (2018)	20
2. Kierra Miles (2016)	17
3. Sandy James (2011)	16
4. Ellie Bailey (2023)	16
5. Mikey Kenney (2010)	15
6. Kim Martinez (1997)	15
7. Adriana Perez (2012)	15
8. Adriana Perez (2013)	14
9. Trenity Edwards (2019)	14
10. Cydney Allen (2011)	13
11. Mikey Kenney (2012)	13
12. Mikey Kenney (2013)	13

Riley Love (2024)	13
-------------------	----

TRIPLES

1. Karli Hamilton (2019)	8
2. Heaven Burton (2018)	5
3. Karli Hamilton (2018)	5
4. Kailey Wyckoff (2023)	5
5. Jessica Hartwell (2019)	4
6. Jessica Hartwell (2018)	4
7. Kiani Ramsey (2017)	4
8. Kiani Ramsey (2016)	4
9. Leah Legler (2008)	4
10. Denise Jackson (1998)	4
11. Kim Martinez (1997)	4
12. Denise Jackson (1997)	4

DOUBLES

1. Kim Martinez (1997)	21
2. Emily Bledsoe (2010)	18
3. Logan Hall (2012)	17
4. Sandy James (2013)	17
5. Logan Hall (2010)	16
6. Jenny Kohler (1998)	16
7. Emily Bledsoe (2011)	15
8. Makinzy Herzog (2023)	15
9. Mikey Kenney (2011)	15
10. Kim Martinez (1999)	15
11. Elyssa Sigala (2004)	15
12. Kailey Wyckoff (2023)	15

TOTAL BASES

1. Kim Martinez (1997)	165
2. Jessica Hartwell (2018)	148
3. Karli Hamilton (2019)	128
4. Kierra Miles (2016)	118
5. Mikey Kenney (2013)	113
6. Sandy James (2011)	112
7. Kim Martinez (1999)	111
8. Adriana Perez (2012)	111
9. Kailey Wyckoff (2023)	111
10. Emily Bledsoe (2010)	109

SLUGGING PERCENTAGE (MIN. 100 AB)

1. Jessica Hartwell (2018)	.897
----------------------------	------

2. Kim Martinez (1997)	.892
3. Sandy James (2011)	.772
4. Kailey Wyckoff (2023)	.740
5. Peyton Blythe (2023)	.739
6. Riley Love (2024)	.728
7. Kierra Miles (2016)	.724
8. Trenity Edwards (2019)	.713
9. Cydney Allen (2011)	.707
10. Mikey Kenney (2013)	.702

STOLEN BASES

1. Sydni Emanuel (2014)	36
2. Ashley Parker (2006)	34
3. Sandy Butler (1998)	26
4. Sandy Butler (2001)	26
5. Jordan Bettiol (2016)	24
6. Ashley Parker (2007)	24
7. Kierra Miles (2017)	22
8. Heaven Burton (2019)	22
9. Sandy Butler (2000)	21
10. Lea Hopson (2014)	21

WALKS

1. Mikey Kenney (2013)	43
2. Erica Sigala (2004)	40
3. Sandy James (2013)	40
4. Sandy James (2011)	37
5. Sandy James (2012)	37
6. Shelby Johnson (2013)	35
7. Emily Bledsoe (2011)	31
8. Emily Bledsoe (2012)	29
9. Mikey Kenney (2011)	28
10. Raven Richardson (2012)	28

HIT BY PITCH

1. Lea Hopson (2014)	17
2. Robyn Wike (2007)	16
3. Emily Bledsoe (2012)	15
4. Kirsten Schwirtlich (2016)	11
5. Riley Love (2024)	11
6. Mikey Kenney (2010)	10
7. Robyn Wike (2008)	10
8. 9 players tied	9

■ Jessica Hartwell (pictured below) broke the Texas Tech single-season home run record in 2018 as she connected on 20 long balls for the Red Raiders in her junior campaign.



STRIKEOUTS

1. Raina O'Neal (2017)	53
Heather Parker (2006)	49
3. Rebecca Eimen (2002)	47
Heather Parker (2004)	47
Jennifer Bowers (2008)	47
6. Paula Workman (1999)	46
7. Jessica Hartwell (2017)	45
Eva Harshman (2002)	45
9. Shauna Briggs (2000)	44
Heather Parker (2005)	44

SACRIFICE HITS

1. Elizabeth Eimen (2009)	17
2. Jenny Kohler (1999)	16
3. Devin Zaragoza (2008)	15
4. Stephanie Drewry (2011)	14
Stephanie Drewry (2010)	14
6. Leah Legler (2008)	12
Christina Munoz (1997)	12
8. 6 players tied	11

SACRIFICE FLIES

1. Breanna Russell (2019)	6
2. Jennifer Corkin (2007)	5
3. Logan Hall (2011)	4
Sandy James (2012)	4
Emily Bledsoe (2012)	4
Cassie McClure (2014)	4
7. 15 players tied	3

LONGEST HITTING STREAK

1. Elysasa Sigala (2004)	21 games
2. Karli Hamilton (2018)	19 games
3. Heaven Burton (2018)	16 games
4. Michaela Cochran (2018)	14 games
Adriana Perez (2012)	14 games

PUTOUTS

1. Sandy James (2012)	474
2. Tamara Harrington (1998)	434
3. Jessica Hartwell (2018)	421
4. Shauna Briggs (2001)	419
5. Tamara Harrington (1999)	402
6. Brittany Warnecke (2016)	388

7. Andrea Joachims (2003)	387
8. Sandy James (2013)	377
9. Jennifer Corkin (2008)	368
10. Carmen Grindell (2002)	358

ASSISTS

1. Kristi Robles (2003)	171
2. Brittany Warnecke (2017)	162
3. Logan Hall (2012)	156
4. Paula Workman (1999)	146
5. Emily Bledsoe (2012)	141
Jennifer Bowers (2008)	141
7. Breanna Russell (2018)	139
Emily Bledsoe (2009)	139
9. Kim Martinez (1999)	136
10. Paula Workman (1997)	132

ERRORS

1. Kim Tillett (1996)	31
Paula Workman (1997)	31
3. Rebecca Eimen (2001)	30
4. Christine Evans (1996)	26
5. Kim Martinez (1997)	25
6. Jessica Wimpy (1996)	24
Heather Parker (2002)	24
8. Jennifer Beach (1998)	22
Kristi Robles (2003)	22
10. Tamara Harrington (1997)	21
Arlene Newton (2003)	21

PITCHING

EARNED RUN AVERAGE

(Min. 80 IP)

1. Amanda Renfro (2001)	1.08
2. Amanda Renfro (1998)	1.28
3. Amanda Renfro (2000)	1.35
4. Amanda Renfro (1999)	1.49
5. Emily Hayes (1998)	1.71
6. Emily Hayes (1997)	1.93
7. Ashley Jacobs (2010)	2.01
8. Emily Hayes (1999)	2.20
9. Brittany Talley (2012)	2.21
10. Cara Custer (2012)	2.33

WINS

1. Amanda Renfro (2001)	34
2. Cara Custer (2012)	25
3. Amanda Renfro (1998)	23
4. Amanda Renfro (1999)	21
5. Erin Edmondson (2019)	20
6. Missy Zoch (2019)	18
7. Erin Edmondson (2018)	17
Ashly Jacobs (2007)	17
9. Danielle Brady (1997)	16
10. Ashly Jacobs (2010)	15
Amanda Renfro (2000)	15

LOSSES

1. Cassidy Scott (2017)	23
2. Amanda Renfro (2000)	21
3. Amanda Renfro (1999)	20
4. Aimee Stines (2003)	19
5. Amanda Renfro (2001)	18
Erin Crawford (2006)	18
Alex Watkins (2009)	18
Ashly Jacobs (2009)	18
9. Cara Custer (2015)	16
Jenny Cannon (1996)	16
Cara Custer (2013)	16

SAVES

1. Gretchen Aucoin (2014)	6
2. Mattison Maisel (2016)	4
3. Erin Crawford (2006)	4
4. Cara Custer (2015)	3
Amanda Renfro (2000)	3
Aimee Stines (2003)	3
Julie Hauck (2005)	3
Brittany Talley (2011)	3
Kermitria Ward (2011)	3
Cara Custer (2012)	3
Cara Custer (2014)	3

APPEARANCES

1. Amanda Renfro (2001)	58
2. Mattison Maisel (2016)	47
3. Amanda Renfro (2000)	46
4. Cassidy Scott (2017)	45
5. Erin Edmondson (2018)	44
Cara Custer (2015)	44

■ Emily Bledsoe ended her four-year career in 2012 second in doubles. She still ranks among top five in most single season and career offensive categories.



Erin Crawford (2006)	44
8. Cara Custer (2012)	43
9. Cassidy Scott (2018)	41
Amanda Renfro (1998)	41
Cara Custer (2013)	41
Erin Edmondson (2019)	41
Missy Zoch (2019)	41

GAMES STARTED

1. Amanda Renfro (2001)	46
2. Amanda Renfro (1999)	42
3. Amanda Renfro (1998)	36
Amanda Renfro (2000)	36
5. Cara Custer (2012)	34
6. Ashly Jacobs (2007)	33
7. Cassidy Scott (2017)	31
8. Cara Custer (2015)	30
Ashly Jacobs (2008)	30
10. Ashly Jacobs (2010)	29
Cara Custer (2013)	29

COMPLETE GAMES

1. Amanda Renfro (1999)	40
2. Amanda Renfro (2001)	39
3. Amanda Renfro (1998)	36
4. Amanda Renfro (2000)	34
5. Emily Hayes (1997)	20
6. Danielle Brady (1997)	19
7. Cara Custer (2012)	18
8. Ashly Jacobs (2007)	16
Emily Hayes (1999)	16
10. Cara Custer (2015)	15
Arnie Stines (2003)	15

SHUTOUTS

1. Amanda Renfro (2001)	16
2. Amanda Renfro (1998)	13
3. Amanda Renfro (1999)	8
Amanda Renfro (2000)	8
5. Erin Edmondson (2019)	6
6. Brittany Talley (2011)	5
Kelsey Dennis (2011)	5
Ashly Jacobs (2010)	5
Cara Custer (2012)	5

Kendall Fritz (2022)	5
----------------------	---

INNINGS PITCHED

1. Amanda Renfro (2001)	351.1
2. Amanda Renfro (1999)	305.2
3. Amanda Renfro (2000)	269.0
4. Amanda Renfro (1998)	256.2
5. Cara Custer (2012)	210.1
6. Cara Custer (2015)	205.1
7. Ashly Jacobs (2007)	204.2
8. Erin Edmondson (2018)	193.1
9. Cassidy Scott (2017)	192.2
10. Erin Edmondson (2019)	186.1

HITS ALLOWED

1. Amanda Renfro (2001)	243
2. Cassidy Scott (2017)	239
3. Amanda Renfro (1999)	234
4. Cara Custer (2015)	233
5. Ashly Jacobs (2007)	216
6. Mattison Maisel (2016)	205
7. Ashly Jacobs (2009)	195
8. Emily Hayes (1996)	194
Jenny Cannon (1996)	194
10. Ashly Jacobs (2008)	191

WALKS

1. Cara Custer (2015)	122
2. Missy Zoch (2021)	97
3. Alex Watkins (2009)	88
4. Ashly Jacobs (2007)	87
Missy Zoch (2019)	87
6. Cara Custer (2012)	86
7. Amanda Renfro (2001)	79
8. Ashly Jacobs (2009)	78
Tye Coats (2008)	78
10. Ashly Jacobs (2010)	77

STRIKEOUTS

1. Amanda Renfro (2001)	421
2. Amanda Renfro (2000)	283
3. Amanda Renfro (1999)	273
4. Amanda Renfro (1998)	249
5. Missy Zoch (2019)	163

6. Erin Edmondson (2019)	161
7. Cara Custer (2012)	156
8. Ashly Jacobs (2007)	152
9. Gretchen Aucoin (2014)	141
10. Erin Edmondson (2018)	135

WINNING PERCENTAGE

(Min. 25 Decisions)

1. Erin Edmondson (2019)	.800 (20-5)
2. Cara Custer (2012)	.694 (25-11)
3. Amanda Renfro (2001)	.654 (34-18)
4. Missy Zoch (2019)	.643 (18-10)
5. Amanda Renfro (1998)	.638 (23-13)
6. Erin Edmondson (2018)	.586 (17-12)
7. Danielle Brady (1997)	.571 (16-12)
8. Erin Crawford (2005)	.560 (14-11)
9. Ashly Jacobs (2007)	.531 (17-15)
10. Amanda Renfro (1999)	.512 (21-20)

WINNING PERCENTAGE

(Min. 10 Decisions)

1. Sage Hoover (2023)	.824 (14-3)
2. Brittany Talley (2014)	.818 (9-2)
3. Sarah Loseben (2005)	.800 (8-2)
Erin Edmondson (2019)	.800 (20-5)
5. Karli Merlich (2010)	.786 (11-3)
6. Emily Hayes (1998)	.737 (14-5)
7. Erin Edmondson (2020)	.714 (10-4)
8. Brittany Talley (2012)	.706 (12-5)
9. Cara Custer (2012)	.694 (25-11)
10. Kelsey Dennis (2011)	.684 (13-6)

■ Cara Custer finished her tremendous career at Texas Tech among the all-time leaders in several single-season and career records, including wins, winning percentage, strikeouts, saves and innings pitched.



OFFENSIVE CAREER RECORDS

BATTING AVERAGE (MIN. 190 AB)

1. Kailey Wyckoff (2023-24)	.400
2. Kim Martinez (1997, 1999)	.386
3. Jordan Bettiol (2015-16)	.358
4. Heaven Burton (2018-21)	.352
5. Sandy Butler (1998-01)	.337
6. Michaela Cochran (2018-20)	.336
7. Jessica Hartwell (2016-19)	.331
8. Katelyn Williams (2012-13)	.329
9. Kierra Miles (2014-17)	.327
10. Mikey Kenney (2010-13)	.326

AT-BATS

1. Sandy Butler (1998-2001)	760
2. Paula Workman (1997-00)	675
3. Karli Hamilton* (2016-21)	674
4. Mikey Kenney (2010-13)	660
5. Ashley Parker (2004-07)	642
6. Jessica Hartwell (2016-19)	634
7. Eva Harshman (1999-02)	630
8. Emily Bledsoe (2009-12)	623
9. Tamara Harrington (1997-00)	622
10. Leah Legler (2007-10)	590

HITS

1. Sandy Butler (1998-01)	256
2. Karli Hamilton* (2016-21)	217
3. Heaven Burton (2018-Present)	216
4. Kierra Miles (2014-17)	215
Mikey Kenney (2010-13)	215
6. Jessica Hartwell (2016-19)	210
7. Ashley Parker (2004-07)	200
8. Emily Bledsoe (2009-12)	198
9. Leah Legler (2007-10)	184
10. Jennifer Corkin (2005-08)	168

RUNS

1. Mikey Kenney (2010-13)	197
2. Jessica Hartwell (2016-19)	157
3. Emily Bledsoe (2009-12)	147
4. Karli Hamilton* (2016-21)	138
5. Kierra Miles (2014-17)	137
6. Paula Workman (1997-00)	135
7. Heaven Burton (2018-21)	126
8. Sandy Butler (1998-01)	122
9. Ashley Parker (2004-07)	112
10. Leah Legler (2007-10)	105

RBI

1. Jessica Hartwell (2016-19)	171
2. Karli Hamilton* (2016-21)	155
3. Mikey Kenney (2010-13)	149
4. Sandy James (2011-13)	147
5. Kierra Miles (2014-17)	145
6. Paula Workman (1997-00)	114
Emily Bledsoe (2009-12)	114
8. Logan Hall (2010-12)	112
9. Jennifer Corkin (2005-08)	107
Kim Martinez (1997, 1999)	107

HOME RUNS

1. Jessica Hartwell (2016-19)	48
2. Mikey Kenney (2010-13)	45
3. Kierra Miles (2014-17)	37
4. Sandy James (2011-13)	36
5. Karli Hamilton* (2016-21)	31
6. Adriana Perez (2012-13)	29
7. Kim Martinez (1997, 1999)	27
8. Arriana Villa (2021-24)	24
9. Paula Workman (1997-00)	23
10. Susan Welborn (2014-17)	22

TRIPLES

1. Karli Hamilton* (2016-21)	15
2. Jessica Hartwell (2016-19)	9
Heaven Burton (2018-21)	9
4. Kiani Ramsey (2016-2017)	8

Denise Jackson (1997-98)	8
Paula Workman (1997-00)	8
7. Emily Bledsoe (2009-12)	7
Kailey Wyckoff (2023-24)	7
9. Kierra Miles (2014-17)	6
Whitney Riley (2005-08)	6

DOUBLES

1. Emily Bledsoe (2009-12)	48
2. Logan Hall (2010-12)	44
3. Jessica Hartwell (2016-19)	42
4. Mikey Kenney (2010-13)	40
5. Karli Hamilton* (2016-21)	38
6. Jennifer Corkin (2005-08)	36
Kim Martinez (1997, 1999)	36
8. Sandy James (2011-13)	35
9. Kierra Miles (2014-17)	34
10. Paula Workman (1997-00)	32
Eva Harshman (1999-02)	32

STOLEN BASES

1. Sandy Butler (1998-01)	84
2. Ashley Parker (2004-07)	78
3. Heaven Burton (2018-21)	59
4. Jessica Hartwell (2016-19)	49
5. Kierra Miles (2014-17)	48
6. Mikey Kenney (2010-13)	47
7. Jordan Bettiol (2015-16)	40
8. Leah Legler (2007-10)	39
9. Karli Hamilton* (2016-21)	37
10. Emily Bledsoe (2009-12)	36
Sydni Emanuel (2014)	36

WALKS

1. Sandy James (2011-13)	114
2. Mikey Kenney (2010-13)	112
3. Emily Bledsoe (2009-12)	85
4. Paula Workman (1997-00)	78
5. Jennifer Corkin (2005-08)	76

6. Jessica Hartwell (2016-19)	75
7. Karli Hamilton* (2016-21)	73
Arriana Villa (2021-24)	73
8. Raven Richardson (2010-12)	64
10. Breanna Russell (2018-21)	61


GAMES PLAYED

1. Sandy Butler (1998-01)	241
2. Paula Workman (1997-00)	239
3. Karli Hamilton* (2016-21)	233
4. Eva Harshman (1999-2002)	231
5. Tamara Harrington (1997-00)	229
Emily Bledsoe (2009-12)	229
7. Mikey Kenney (2010-13)	226
8. Jessica Hartwell (2016-19)	222
9. Ashley Hamada (2009-12)	216
10. Kierra Miles (2014-17)	214

BOLD denotes current student athletes

* Granted extra year of eligibility by NCAA due to COVID-19 pandemic which cut 2020 season short on March 13

■ Mikey Kenney wrapped her illustrious career in 2014 as the Texas Tech career leader for home runs, runs scored and RBI. She also ranks among the top five in nearly every other offensive category.



PITCHING CAREER RECORDS

EARNED RUN AVERAGE (MIN. 100 IP)

1. Amanda Renfro (1998-01)	1.28
2. Sage Hoover (2023)	2.45
3. Brittany Talley (2011-14)	2.61
4. Emily Hayes (1996-99)	2.62
5. Erin Crawford (2003-06)	2.71
6. Gretchen Aucoin (2013-14)	2.72
7. Ashly Jacobs (2007-10)	2.92
8. Julie Hauck (2004-06)	3.02
9. Missy Zoch (2019-21)	3.03
10. Erin Edmondson (2018-21)	3.07
11. Kristina Blair (2002-03)	3.13

WINS

1. Amanda Renfro (1998-01)	93
2. Cara Custer (2012-15)	65
3. Erin Edmondson (2018-21)	54
4. Ashly Jacobs (2007-10)	51
5. Brittany Talley (2011-14)	44
6. Erin Crawford (2003-06)	42
7. Emily Hayes (1996-99)	35
8. Missy Zoch (2019-21)	34
9. Danielle Brady (1996-98)	24
10. Kendall Fritz (2022-23)	23

LOSSES

1. Amanda Renfro (1998-01)	72
2. Ashly Jacobs (2007-10)	57
3. Cara Custer (2012-15)	50
4. Erin Crawford (2003-06)	43
5. Emily Hayes (1996-99)	39
6. Cassidy Scott (2017-18)	34
7. Amie Stines (2002-03)	32
Erin Edmondson (2018-21)	32
9. Danielle Brady (1996-98)	28
Julie Hauck (2004-06)	28

SAVES

1. Cara Custer (2012-15)	10
2. Gretchen Aucoin (2013-14)	8
3. Mattison Miesel (2014-17)	6
Amanda Renfro (1998-01)	6
Erin Crawford (2003-06)	6
Julie Hauck (2004-06)	6
7. Brittany Talley (2011-14)	5
Erin Edmondson (2018-21)	5
Morgan Hornback (2019-23)	5
10. Amie Stines (2002-03)	3
Kermitria Ward (2011-12)	3

GAMES STARTED

1. Amanda Renfro (1998-2001)	160
2. Ashly Jacobs (2007-10)	120
3. Cara Custer (2012-15)	107
4. Erin Edmondson (2018-21)	98
5. Erin Crawford (2003-06)	96
6. Emily Hayes (1996-99)	85
Brittany Talley (2011-14)	77
8. Missy Zoch (2019-21)	59
9. Cassidy Scott (2017-18)	52
10. Danielle Brady (1996-98)	48

COMPLETE GAMES

1. Amanda Renfro (1998-01)	147
2. Emily Hayes (1996-99)	64
3. Ashly Jacobs (2007-10)	52
4. Cara Custer (2012-15)	42
5. Erin Crawford (2003-06)	38
6. Erin Edmondson (2018-21)	35

7. Danielle Brady (1996-98)	30
8. Brittany Talley (2011-14)	21
9. Amie Stines (2002-03)	20
10. Missy Zoch (2019-21)	19

INNINGS PITCHED

1. Amanda Renfro (1998-2001)	1,181.2
2. Ashly Jacobs (2007-10)	698.0
3. Cara Custer (2012-15)	694.1
4. Erin Crawford (2003-06)	614.2
5. Erin Edmondson (2018-Present)	579.2
6. Emily Hayes (1996-99)	556.1
7. Brittany Talley (2011-14)	461.0
8. Sarah Losleben (2005-08)	341.0
9. Cassidy Scott (2017-18)	337.0
10. Missy Zoch (2019-21)	328.0

APPEARANCES

1. Amanda Renfro (1998-01)	195
2. Cara Custer (2012-15)	160
3. Ashly Jacobs (2007-10)	149
4. Erin Crawford (2003-06)	146
5. Brittany Talley (2011-14)	130
Erin Edmondson (2018-21)	130
7. Sarah Losleben (2005-08)	116
8. Mattison Miesel (2014-17)	108
9. Emily Hayes (1996-99)	106
10. Cassidy Scott (2017-18)	86

RUNS ALLOWED

1. Cara Custer (2012-15)	443
2. Ashly Jacobs (2007-10)	379
3. Erin Crawford (2003-06)	341
4. Amanda Renfro (1998-01)	314
5. Emily Hayes (1996-99)	310
6. Erin Edmondson (2018-21)	283
7. Mattison Miesel (2014-17)	265
8. Sarah Losleben (2005-08)	258
9. Cassidy Scott (2017-18)	254
10. Danielle Brady (1996-98)	219

WALKS

1. Cara Custer (2012-15)	328
2. Ashly Jacobs (2007-10)	304
3. Amanda Renfro (1998-01)	221
4. Missy Zoch (2019-21)	203
5. Erin Edmondson (2018-21)	192
6. Erin Crawford (2003-06)	179
7. Emily Hayes (1996-99)	158
8. Cassidy Scott (2017-18)	137
9. Sarah Losleben (2005-08)	136
10. Alex Watkins (2006-09)	131

FEWEST WALKS PER 7 INN. (MIN. 100 IP)

1. Amanda Renfro (1998-01)	1.31
2. Kendall Fritz (2022-23)	1.43
3. Brittany Talley (2011-14)	1.70
4. Danielle Brady (1996-97)	1.74
5. Emily Hayes (1996-97)	1.99
6. Kelsey Dennis (2011-12)	2.01
7. Sage Hoover (2023)	2.03
8. Erin Crawford (2003-06)	2.04
9. Julie Hauck (2004-06)	2.17
10. Erin Edmondson (2018-21)	2.32
11. Jenny Cannon (1996-97)	2.45
Ashly Brokeshoulder (2010-13)	2.45

STRIKEOUTS

1. Amanda Renfro (1998-01)	1,226
----------------------------	-------

2. Erin Edmondson (2018-21)	517
3. Ashly Jacobs (2007-10)	470
4. Cara Custer (2012-15)	458
5. Erin Crawford (2003-06)	436
6. Missy Zoch (2019-21)	343
7. Emily Hayes (1996-99)	319
8. Sarah Losleben (2005-08)	298
9. Brittany Talley (2011-14)	280
10. Gretchen Aucoin (2013-14)	217

STRIKEOUTS PER 7 INNINGS (MIN. 100 IP)

1. Gretchen Aucoin (2013-14)	7.87
2. Missy Zoch (2019-21)	7.32
3. Amanda Renfro (1998-01)	7.26
4. Sage Hoover (2023)	7.07
5. Erin Edmondson (2018-21)	6.24
6. Sarah Losleben (2005-08)	6.12
7. Alex Watkins (2006-09)	5.62
8. Kelsey Dennis (2011-12)	5.11
9. Kendall Fritz (2022-23)	4.99
10. Ashley Brokeshoulder (2010-13)	4.94
11. Erin Crawford (2003-06)	4.92

BOLD denotes current student athletes

Ashly Jacobs became a fixture in the Texas Tech record book during her career from 2007-10.



TEXAS TECH IN THE BIG 12/NCAA RECORD BOOKS

BIG 12 RECORDS (INDIVIDUAL)

BATTING AVERAGE- SEASON	
2. Kim Martinez (1997) _____	.492
At-Bats- SEASON	
t9. Sandy Butler (1999) _____	219
HITS- SEASON	
t4. Kim Martinez (1997) _____	91
DOUBLES- SEASON	
t6. Kim Martinez (1997) _____	21
TRIPLES- SEASON	
t3. Karli Hamilton (2019) _____	8
APPEARANCES- SEASON	
1. Amanda Renfro (2001) _____	58
COMPLETE GAMES- SEASON	
6. Amanda Renfro (1999) _____	40
t7. Amanda Renfro (2001) _____	39
GAMES STARTED- SEASON	
t3. Amanda Renfro (2001) _____	46
SAVES- SEASON	
t4. Gretchen Aucoin (2014) _____	6
STRIKEOUTS- SEASON	
8. Amanda Renfro (2001) _____	421
BATTING AVERAGE- CAREER (min. 200 AB, min. 2 seasons)	
13. Kim Martinez (1997, 1999) _____	.386
TRIPLES- CAREER	
5. Karli Hamilton (2016, 2018-21) _____	15
HOME RUNS- CAREER	
t13. Jessica Hartwell (2016-19) _____	48
PITCHING VICTORIES- CAREER	
10. Amanda Renfro (1998-01) _____	93
EARNED RUN AVERAGE- CAREER (min. 150 IP)	
t9. Amanda Renfro (1998-01) _____	1.28 (1182.2 IP)
APPEARANCES- CAREER	
2. Amanda Renfro (1998-01) _____	195
STRIKEOUTS- CAREER	
5. Amanda Renfro (1998-01) _____	1,226
INNINGS PITCHED- CAREER	
1. Amanda Renfro (1998-01) _____	1,182.2
COMPLETE GAMES- CAREER	
1. Amanda Renfro (1998-01) _____	147
SHUTOUTS- CAREER	
4. Amanda Renfro (1998-01) _____	45

BIG 12 RECORDS (TEAM)

BATTING AVERAGE- SEASON	
8. (2011) _____	.340
10. (2005) _____	.336
TRIPLES- SEASON	
t7. (2018) _____	19
ON BASE PERCENTAGE- SEASON	
7. (2011) _____	.426
SAVES- SEASON	
5. (2014) _____	10
INNINGS PITCHED- SEASON	
10. (1999) _____	456.0
DOUBLE PLAYS- SEASON	
1. (2003) _____	32

NCAA RECORDS (INDIVIDUAL)

GRAND SLAMS- GAME	
t1. Karli Hamilton vs. Tarleton St (3/21/21) _____	2
INNINGS PITCHED- CAREER	
8. Amanda Renfro (1998-01) _____	1,182.2
STRIKEOUT LEADER- SEASON	
Amanda Renfro (2001) _____	421

NCAA RECORDS (TEAM)

GRAND SLAMS, INNING- GAME	
t1. 3rd inn, vs Tarleton State (3/21/21) _____	2
STOLEN BASE PERCENTAGE- SEASON (min. 1.5 att/gm)	
t1. (1982) _____	1.000 (37-37/20 games)
DOUBLE PLAYS TURNED- SEASON	
(2003) _____	32
MOST IMPROVED- SEASON	
(1997) _____ from 4-44 (1996) to 34-29, 22 1/2*	
(2010) _____ from 15-42 (2009) to 38-18, 23 1/2*	
MOST IMPROVED- ALL-TIME	
t8. Shannon Hays (2010) _____	23 1/2*
t11. Renee Luers-Gillispie (1997) _____	22 1/2*

*calculated by adding the difference in victories between the two seasons to the difference in losses, then divide by two. Ties do not count. This includes post season play



YEAR-BY-YEAR OFFENSIVE STATISTICS

BATTING AVERAGE

1996	.236
1997	.294
1998	.285
1999	.252
2000	.222
2001	.235
2002	.224
2003	.253
2004	.255
2005	.238
2006	.233
2007	.264
2008	.254
2009	.262
2010	.293
2011	.340
2012	.280
2013	.301
2014	.299
2015	.309
2016	.280
2017	.243
2018	.294
2019	.319
2020	.264
2021	.262
2022	.249
2023	.308
2024	.311

AT BATS

1996	1244
1997	1645
1998	1684
1999	1773
2000	1399
2001	1546
2002	1343
2003	1645
2004	1518
2005	1234
2006	1386
2007	1366
2008	1554
2009	1464
2010	1435
2011	1471
2012	1467
2013	1500
2014	1383
2015	1322
2016	1387
2017	1430
2018	1618
2019	1512
2020	671
2021	1232
2022	1165
2023	1408
2024	1309

HITS

1996	293
1997	483
1998	480
1999	446
2000	310
2001	363
2002	301
2003	417
2004	387
2005	294
2006	323
2007	360
2008	394
2009	384
2010	420
2011	501
2012	411
2013	451
2014	413
2015	409
2016	389
2017	348
2018	475

2019	483
2020	177
2021	323
2022	290
2023	433
2024	407

RUNS

1996	126
1997	288
1998	276
1999	195
2000	134
2001	164
2002	140
2003	204
2004	187
2005	189
2006	164
2007	202
2008	200
2009	162
2010	302
2011	416
2012	291
2013	330
2014	293
2015	289
2016	243
2017	229
2018	267
2019	352
2020	132
2021	182
2022	189
2023	311
2024	297

DOUBLES

1996	42
1997	83
1998	81
1999	69
2000	34
2001	48
2002	52
2003	76
2004	67
2005	64
2006	58
2007	43
2008	55
2009	47
2010	76
2011	84
2012	68
2013	89
2014	63
2015	61
2016	68
2017	58
2018	81
2019	74
2020	33
2021	44
2022	62
2023	93
2024	88

TRIPLES

1996	9
1997	17
1998	14
1999	8
2000	4
2001	6
2002	6
2003	8
2004	4
2005	6
2006	5
2007	5
2008	10
2009	10
2010	5
2011	13

2012	4
2013	7
2014	16
2015	10
2016	8
2017	13
2018	19
2019	16
2020	5
2021	6
2022	6
2023	8
2024	10

HOME RUNS

1996	1
1997	25
1998	23
1999	27
2000	14
2001	22
2002	15
2003	32
2004	22
2005	21
2006	28
2007	26
2008	25
2009	13
2010	39
2011	58
2012	66
2013	53
2014	49
2015	49
2016	60
2017	51
2018	50
2019	65
2020	19
2021	30
2022	26
2023	74
2024	60

RBI

1996	103
1997	258
1998	248
1999	177
2000	123
2001	137
2002	109
2003	188
2004	159
2005	168
2006	149
2007	172
2008	175
2009	148
2010	249
2011	363
2012	264
2013	297
2014	263
2015	264
2016	217
2017	197
2018	248
2019	307
2020	108
2021	161
2022	173
2023	292
2024	270

WALKS

1996	84
1997	155
1998	126
1999	129
2000	119
2001	118
2002	93
2003	149
2004	144

2005	114
2006	119
2007	128
2008	118
2009	87
2010	141
2011	191
2012	187
2013	223
2014	161
2015	201
2016	144
2017	145
2018	131
2019	203
2020	77
2021	101
2022	130
2023	145
2024	142

SLUGGING PERCENTAGE

1996	.286
1997	.294
1998	.391
1999	.345
2000	.282
2001	.316
2002	.305
2003	.368
2004	.348
2005	.351
2006	.343
2007	.359
2008	.350
2009	.335
2010	.434
2011	.534
2012	.467
2013	.475
2014	.474
2015	.482
2016	.471
2017	.409
2018	.460
2019	.519
2020	.413
2021	.380
2022	.405
2023	.543
2024	.531

STOLEN BASES

1996	21
1997	42
1998	75
1999	49
2000	53
2001	81
2002	56
2003	28
2004	63
2005	44
2006	69
2007	73
2008	50
2009	33
2010	49
2011	72
2012	65
2013	53
2014	92
2015	86
2016	62
2017	69
2018	72
2019	85
2020	34
2021	40
2022	29
2023	34
2024	46

YEAR-BY-YEAR PITCHING STATISTICS

WINS		2019	23	2012	128	2005	6
1996	4	2020	8	2013	126	2006	6
1997	34	2021	19	2014	141	2007	0
1998	45	2022	17	2015	220	2008	5
1999	35	2023	12	2016	169	2009	0
2000	19	2024	22	2017	145	2010	5
2001	37			2018	167	2011	6
2002	13	INNINGS PITCHED		2019	180	2012	4
2003	22	1996	304.0	2020	47	2013	5
2004	22	1997	405.2	2021	183	2014	10
2005	23	1998	422.0	2022	153	2015	4
2006	19	1999	456.0	2023	135	2016	5
2007	24	2000	373.2	2024	181	2017	3
2008	23	2001	419.2			2018	1
2009	15	2002	337.1	STRIKEOUTS		2019	4
2010	38	2003	423.1	1996	142	2020	3
2011	42	2004	388.1	1997	205	2021	2
2012	41	2005	318.2	1998	341	2022	3
2013	30	2006	359.1	1999	335	2023	6
2014	35	2007	341.2	2000	326	2024	2
2015	25	2008	402.1	2001	454		
2016	23	2009	366.0	2002	164		
2017	19	2010	367.0	2003	226		
2018	31	2011	362.1	2004	253		
2019	42	2012	387.0	2005	232		
2020	17	2013	363.2	2006	270		
2021	21	2014	355.0	2007	254		
2022	22	2015	331.1	2008	270		
2023	31	2016	344.2	2009	256		
2024	29	2017	367.2	2010	262		
		2018	399.2	2011	259		
		2019	379.0	2012	253		
		2020	174.1	2013	284		
		2021	310.2	2014	288		
		2022	302.1	2015	177		
		2023	338.0	2016	110		
		2024	312.0	2017	145		
				2018	233		
EARNED RUN AVERAGE		HITS ALLOWED		2019	341		
1996	5.00	1996	509	2020	194		
1997	2.67	1997	415	2021	290		
1998	1.53	1998	345	2022	228		
1999	1.67	1999	376	2023	287		
2000	2.21	2000	308	2024	182		
2001	1.47	2001	322				
2002	4.52	2002	447	STRIKEOUTS (PER 7 IP)			
2003	3.00	2003	448	1996	3.27		
2004	2.96	2004	426	1997	3.53		
2005	3.29	2005	318	1998	5.65		
2006	2.88	2006	382	1999	5.47		
2007	3.32	2007	354	2000	6.10		
2008	3.31	2008	414	2001	7.57		
2009	5.01	2009	446	2002	3.40		
2010	2.42	2010	310	2003	3.87		
2011	3.50	2011	379	2004	4.56		
2012	2.59	2012	361	2005	5.10		
2013	3.31	2013	378	2006	5.26		
2014	3.15	2014	341	2007	5.21		
2015	5.07	2015	386	2008	4.70		
2016	5.77	2016	463	2009	4.90		
2017	4.72	2017	470	2010	5.00		
2018	3.78	2018	431	2011	5.01		
2019	3.03	2019	322	2012	4.57		
2020	1.85	2020	126	2013	5.47		
2021	5.68	2021	311	2014	5.67		
2022	4.58	2022	332	2015	3.74		
2023	4.04	2023	369	2016	2.24		
2024	6.12	2024	401	2017	2.76		
				2018	4.09		
				2019	6.29		
				2020	7.80		
				2021	6.54		
				2022	5.28		
				2023	5.94		
				2024	4.08		
COMPLETE GAMES		WALKS ALLOWED		SAVES			
1996	30	1996	142	1996	0		
1997	46	1997	87	1997	2		
1998	53	1998	69	1998	1		
1999	56	1999	92	1999	1		
2000	40	2000	87	2000	3		
2001	42	2001	117	2001	3		
2002	15	2002	93	2002	1		
2003	31	2003	155	2003	4		
2004	26	2004	133	2004	1		
2005	7	2005	105	2005	1		
2006	19	2006	101	2006	1		
2007	22	2007	169	2007	3		
2008	13	2008	182	2008	3		
2009	31	2009	202	2009	1		
2010	22	2010	138	2010	4		
2011	20	2011	105	2011	1		
2012	24			2012	1		
2013	13			2013	1		
2014	13			2014	1		
2015	17			2015	1		
2016	10			2016	1		
2017	9			2017	1		
2018	14			2018	1		



YEARLY OFFENSIVE LEADERS

BATTING AVERAGE (MIN. 50 AB)

1996	Jessica Wimpy	.311
1997	Kim Martinez	.492
1998	Sandy Butler	.352
1999	Sandy Butler	.338
2000	Sandy Butler	.286
2001	Sandy Butler	.359
2002	Kristi Robles	.279
2003	Kelly Rhyne	.316
2004	Elyssa Sigala	.344
2005	Jennifer Corkin	.287
2006	Montana Patin	.284
2007	Ashley Parker	.379
2008	Devin Zaragoza	.331
2009	Elizabeth Eimen	.346
2010	Emily Bledsoe	.373
2011	Raven Richardson	.384
2012	Adriana Perez	.351
2013	Katelyn Williams	.359
2014	Sydni Emanuel	.418
2015	Jordan Bettiol	.374
2016	Kiani Ramsey	.348
2017	Kierra Miles	.311
2018	Jessica Hartwell	.400
2019	Karli Hamilton	.398
2020	Breanna Russell	.355
2021	Yvonne Whaley	.342
2022	Payton Jackson	.336
2023	Kailey Wyckoff	.393
2024	Kailey Wyckoff	.407

AT BATS

1996	Kim Tillett	133
1997	Paula Workman	194
1998	Sandy Butler	213
1999	Sandy Butler	219
2000	Eva Harshman	159
2001	Sandy Butler	181
2002	Esmerelda Perez	163
2003	Kristi Robles	202
2004	Natalie Enderlin	181
2005	Jennifer Corkin	136
2006	Ashley Parker	183
2007	Ashley Parker	178
2008	Leah Legler	198
2009	Leah Legler	173
2010	Emily Bledsoe	166
2011	Logan Hall	175
2012	Logan Hall	180
2013	Adriana Perez	172
2014	Sydni Emanuel	165
2015	Jordan Bettiol	171
2016	Jordan Bettiol	181
2017	Jessica Hartwell	174
2018	Michaela Cochran	205
2019	Heaven Burton	197
2020	Heaven Burton	85
2021	Yvonne Whaley	146
2022	Ellie Bailey	136
2023	Makinzy Herzog	170
2024	Kailey Wyckoff	145

HITS

1996	Jessica Wimpy	41
1997	Kim Martinez	91
1998	Sandy Butler	75
1999	Sandy Butler	74
2000	Lynsey Haij	45
2001	Sandy Butler	65
2002	Esmerelda Perez	43
2003	Kelly Rhyne	60
2004	Kelly Rhyne	59
2005	Jennifer Corkin	39
2006	Ashley Parker	51
2007	Ashley Parker	66
2008	Leah Legler	65
2009	Stephanie Drewry	57
2010	Emily Bledsoe	62
2011	Logan Hall	64
2012	Adriana Perez	60
2013	Katelyn Williams	61
2014	Sydni Emanuel	69
2015	Jordan Bettiol	64
2016	Jordan Bettiol	62
2017	Jessica Hartwell	53
2018	Heaven Burton	74

2019	Karli Hamilton	78
2020	Breanna Russell	27
2021	Yvonne Whaley	50
2022	Ellie Bailey	42
2023	Makinzy Herzog	62
2024	Kailey Wyckoff	59

RUNS

1996	Jessica Wimpy	21
1997	Kim Martinez	56
1998	Sandy Butler	48
1999	Paula Workman	34
2000	Sandy Butler	22
2001	Sandy Butler	28
2002	Kristi Robles	25
2003	Kristi Robles	32
2004	Natalie Kula	32
2005	Heather Parker	21
2006	Ashley Parker	25
2007	Ashley Parker	40
2008	Leah Legler	47
2009	Stephanie Drewry	27
2010	Emily Bledsoe	46
2011	Mikey Kenney	60
2012	Mikey Kenney	45
2013	Mikey Kenney	48
2014	Sydni Emanuel	48
2015	Jordan Bettiol	43
2016	Jordan Bettiol, Kierra Miles	35
2017	Raina O'Neal	34
2018	Jessica Hartwell	63
2019	Karli Hamilton	58
2020	Heaven Burton	24
2021	Heaven Burton, Yvonne Whaley	24
2022	Payton Jackson	32
2023	Kailey Wyckoff	40
2024	Riley Love	39

DOUBLES

1996	Jessica Wimpy	11
1997	Kim Martinez	21
1998	Jenny Kohler	16
1999	Kim Martinez	15
2000	Workman, Harshman	7
2001	Grindell, Harshman	10
2002	Kristi Robles	11
2003	Rhyne/Robles	12
2004	Elyssa Sigala	15
2005	Corkin, Kelly Ryne	11
2006	Corkin, Riley	8
2007	Jennifer Corkin	7
2008	J. Corkin, M. Patin	10
2009	Alex Watkins	11
2010	Emily Bledsoe	18
2011	Mikey Kenney, Emily Bledsoe	15
2012	Logan Hall	17
2013	Sandy James	17
2014	Lea Hopson	10
2015	Devon Thomey	12
2016	Kierra Miles	11
2017	Jessica Hartwell	12
2018	Jessica Hartwell	14
2019	Breanna Russell	12
2020	Breanna Russell	5
2021	Yvonne Whaley	9
2022	Ellie Bailey	13
2023	Kailey Wyckoff, Makinzy Herzog	15
2024	Arriana Villa	14

TRIPLES

1996	Christine Evans	3
1997	Martinez, Jackson	4
1998	Denise Jackson	4
1999	Paula Workman	3
2000	Paula Workman	2
2001	Tracy Cartier	2
2002	Kristi Robles	2
2003	Three players	2
2004	Natalie Enderlin	2
2005	Jennifer Bowers, Whitney Riley	2
2006	Five Players	1
2007	Whitney Riley	2
2008	Leah Legler	4
2009	L. Eimen, Emily Bledsoe	2
2010	Stephanie Drewry	2
2011	Five Players	2

2012	Emily Bledsoe	2
2013	Katelyn Williams, Mikey Kenney	2
2014	Lea Hopson, Sydni Emanuel	3
2015	Devon Thomey, Kierra Miles	3
2016	Kiani Ramsey	4
2017	Kiani Ramsey	4
2018	Heaven Burton, Karli Hamilton	5
2019	Karli Hamilton	8
2020	Five tied	1
2021	Karli Hamilton	2
2022	Payton Jackson	3
2023	Kailey Wyckoff	5
2024	K. Wyckoff, A. Orrick, R. Love	2

HOME RUNS

1996	Shelly Reeves	1
1997	Kim Martinez	15
1998	Paula Workman	7
1999	Kim Martinez	12
2000	Paula Workman	6
2001	Carmen Grindell	7
2002	Rebecca Eimen	5
2003	Kelly Rhyne	9
2004	Elyssa Sigala	11
2005	Jennifer Corkin	5
2006	Jennifer Bowers	8
2007	Jennifer Corkin	10
2008	Montana Patin	7
2009	Alex Watkins	6
2010	Mikey Kenney	15
2011	Sandy James	16
2012	Adriana Perez	15
2013	Adriana Perez	14
2014	Cassie McClure	9
2015	Lea Hopson	11
2016	Kierra Miles	17
2017	Raina O'Neal	12
2018	Jessica Hartwell	20
2019	Trenity Edwards	14
2020	Zoe Jones	7
2021	Karli Hamilton	7
2022	Arriana Villa, Abbie Orrick	6
2023	Ellie Bailey	16
2024	Riley Love	13

RBI

1996	Elizabeth Slator	19
1997	Kim Martinez	70
1998	Jenny Kohler	40
1999	Kim Martinez	37
2000	Paula Workman	65
2001	Shauna Briggs	32
2002	Kristi Robles	26
2003	Kelly Rhyne	35
2004	Elyssa Sigala	35
2005	Jennifer Corkin	35
2006	Jennifer Bowers	27
2007	Jennifer Corkin	39
2008	Montana Patin	44
2009	Alex Watkins	29
2010	Mikey Kenney, Emily Bledsoe	41
2011	Sandy James	62
2012	Adriana Perez	55
2013	Adriana Perez	50
2014	Cassie McClure	44
2015	Kierra Miles	43
2016	Kierra Miles	50
2017	Jessica Hartwell	38
2018	Jessica Hartwell	61
2019	Jessica Hartwell	51
2020	Zoe Jones	26
2021	Karli Hamilton	35
2022	Ellie Bailey	31
2023	Ellie Bailey	43
2024	Riley Love	47

WALKS

1996	Jessica Karenke	13
1997	Denise Jackson	24
1998	Jessica Karenke	25
1999	Paula Workman	19
2000	Sandy Butler	22
2001	Carmen Grindell	16
2002	Kristi Robles	17
2003	Elyssa Sigala	25
2004	Elyssa Sigala	40

2005	Kelly Ryne	21
2006	Jennifer Corkin	21
2007	Jennifer Corkin	23
2008	Montana Patin	20
2009	Leah Legler	16
2010	Emily Bledsoe, Logan Hall	20
2011	Sandy James	37
2012	Sandy James	37
2013	Mikey Kenney	43
2014	Lea Hopson	23
2015	Devon Thomey, Lea Hopson	23
2016	Jordan Bettiol	20
2017	Kierra Miles	23
2018	Jessica Hartwell	22
2019	Zoe Jones	27
2020	Karli Hamilton	13
2021	Karli Hamilton	18
2022	Payton Jackson	22
2023	Arriana Villa	21
2024	Arriana Villa	24

SLUGGING PERCENTAGE

1996	Jessica Wimpy	.424
1997	Kim Martinez	.892
1998	Denise Jackson	.737
1999	Kim Martinez	.552
2000	Paula Workman	.492
2001	Carmen Grindell	.460
2002	Kristi Robles	.442
2003	Kelly Rhyne	.542
2004	Elyssa Sigala	.656
2005	Erin Crawford	.533
2006	Montana Patin	.450
2007	Jennifer Corkin	.622
2008	Montana Patin	.521
2009	Alex Watkins	.487
2010	Emily Bledsoe	.657
2011	Sandy James	.772
2012	Adriana Perez	.649
2013	Mikey Kenney	.702
2014	Cassie McClure	.604
2015	Devon Thomey	.631
2016	Kierra Miles	.724
2017	Jessica Hartwell	.575
2018	Jessica Hartwell	.897
2019	Trenity Edwards	.713
2020	Zoe Jones	.639
2021	Karli Hamilton	.532
2022	Payton Jackson	.598
2023	Kailey Wyckoff	.740
2024	Riley Love	.728

STOLEN BASES

1996	Wimpy, Tillett	4
1997	Stephanie Wells	10
1998	Sandy Butler	26
1999	Butler, Beach	11
2000	Sandy Butler	21
2001	Sandy Butler	26
2002	Esmerelda Perez	16
2003	Shayne Gipson	14
2004	Ashley Parker	13
2005	Jennifer Bowers, Ashley Parker	7
2006	Ashley Parker	34
2007	Ashley Parker	24
2008	Leah Legler	16
2009	Leah Legler	10
2010	Emily Bledsoe	9
2011	Mikey Kenney	15
2012	Mikey Kenney	16
2013	Shelby Johnson	19
2014	Sydni Emanuel	36
2015	Jordan Bettiol	16
2016	Jordan Bettiol	24
2017	Kierra Miles	22
2018	Jessica Hartwell	16
2019	Heaven Burton	22
2020	Heaven Burton	10
2021	Heaven Burton	18
2022	Peyton Blythe	8
2023	Abbie Orrick	6
2024	Logan Halleman	18

YEARLY PITCHING LEADERS

EARNED RUN AVERAGE

1996	Emily Hayes	4.98
1997	Emily Hayes	1.93
1998	Amanda Renfro	1.25
1999	Amanda Renfro	1.49
2000	Amanda Renfro	1.35
2001	Amanda Renfro	1.08
2002	Kristina Blair	3.67
2003	Kristina Blair	2.47
2004	Erin Crawford	2.36
2005	Erin Crawford	3.11
2006	Erin Crawford	2.46
2007	Ashly Jacobs	2.84
2008	Ashly Jacobs	2.55
2009	Ashly Jacobs	4.35
2010	Ashly Jacobs	1.92
2011	Kelsey Dennis	2.93
2012	Brittany Talley	2.21
2013	Brittany Talley	2.77
2014	Gretchen Aucoin	2.43
2015	Cara Custer	4.40
2016	Mattison Maisel	5.07
2017	Cheyene Powell	4.07
2018	Erin Edmondson	2.97
2019	Missy Zoch	2.71
2020	Erin Edmondson	1.42
2021	Missy Zoch	3.61
2022	Kendall Fritz	3.12
2023	Sage Hoover	2.45
2024	Maddy Wright	5.36

WINS

1996	Emily Hayes	3
1997	Danielle Brady	16
1998	Amanda Renfro	23
1999	Amanda Renfro	21
2000	Amanda Renfro	15
2001	Amanda Renfro	34
2002	Kristina Blair	6
2003	Amy Stines	9
2004	Erin Crawford	10
2005	Erin Crawford	14
2006	Erin Crawford	11
2007	Ashly Jacobs	17
2008	Ashly Jacobs	10
2009	Ashly Jacobs	9
2010	Ashly Jacobs	15
2011	Brittany Talley	14
2012	Cara Custer	25
2013	Cara Custer	14
2014	Gretchen Aucoin	14
2015	Cara Custer	14
2016	Dominique Alcocer	8
2017	Kassidy Scott	10
2018	Erin Edmondson	17
2019	Erin Edmondson	20
2020	Erin Edmondson	10
2021	Missy Zoch	12
2022	Kendall Fritz	12
2023	Sage Hoover	14
2024	Maddy Wright	11

CONSECUTIVE WINS

1996	E. Hayes, D. Brady	1
1997	D. Brady, J. Cannon	5
1998	Amanda Renfro	6
1999	Amanda Renfro	5
2000	Amanda Renfro	3
2001	Amanda Renfro	6
2002	Vaught, Blair	2
2003	Amy Stines	3
2004	Erin Crawford	6
2005	Sarah Losleben	7
2006	Erin Crawford	2
2007	Ashly Jacobs	5
2008	Ashly Jacobs	3
2009	None	
2010	Ashly Jacobs	9
2011	Brittany Talley	8
2012	Cara Custer	6
2013	Cara Custer, Gretchen Aucoin	5
2014	Gretchen Aucoin	6
2015	Cara Custer, Chandler Moore	3
2016	Dominique Alcocer, Cheyene Powell	3
2017	Kassidy Scott	3
2018	Erin Edmondson	9
2019	Missy Zoch	10
2020	Erin Edmondson	4
2021	Missy Zoch	5
2022	Kendall Fritz	6
2023	Sage Hoover	4
2024	Maddy Wright	4

COMPLETE GAMES

1996	Emily Hayes	10
1997	Emily Hayes	20
1998	Amanda Renfro	34
1999	Amanda Renfro	40
2000	Amanda Renfro	34
2001	Amanda Renfro	39

2002	Blair, Stines, Ayres	5
2003	Amy Stines	15
2004	Erin Crawford	11
2005	Erin Crawford	5
2006	Erin Crawford	13
2007	Ashly Jacobs	17
2008	Ashly Jacobs	11
2009	Ashly Jacobs	15
2010	Ashly Jacobs	10
2011	Kelsey Dennis, Brittany Talley	9
2012	Cara Custer	18
2013	Cara Custer	7
2014	Gretchen Aucoin	8
2015	Cara Custer	15
2016	Mattison Maisel	7
2017	Kassidy Scott	8
2018	Erin Edmondson	11
2019	Erin Edmondson	14
2020	Erin Edmondson	6
2021	Missy Zoch	10
2022	Kendall Fritz	12
2023	Sage Hoover	6
2024	Maddy Wright	10

GAMES STARTED

1996	Jenny Cannon	17
1997	Danielle Brady	27
1998	Amanda Renfro	36
1999	Amanda Renfro	42
2000	Amanda Renfro	36
2001	Amanda Renfro	46
2002	Kristina Blair	19
2003	Amy Stines	15
2004	Erin Crawford	23
2005	Erin Crawford	22
2006	Erin Crawford	28
2007	Ashly Jacobs	33
2008	Ashly Jacobs	30
2009	Ashly Jacobs	28
2010	Ashly Jacobs	29
2011	Kelsey Dennis	26
2012	Cara Custer	34
2013	Cara Custer	29
2014	Gretchen Aucoin	21
2015	Cara Custer	30
2016	Dominique Alcocer	20
2017	Kassidy Scott	31
2018	Erin Edmondson	23
2019	Missy Zoch	28
2020	Erin Edmondson	10
2021	Missy Zoch	22
2022	Kendall Fritz	24
2023	Kendall Fritz	17
2024	Mayy Wright	20

INNINGS PITCHED

1996	Emily Hayes	129.1
1997	Danielle Brady	156.1
1998	Amanda Renfro	256.2
1999	Amanda Renfro	305.2
2000	Amanda Renfro	269.0
2001	Amanda Renfro	351.1
2002	Kristina Blair	103.0
2003	Amy Stines	172.0
2004	Erin Crawford	148.0
2005	Erin Crawford	132.2
2006	Erin Crawford	182.0
2007	Ashly Jacobs	204.2
2008	Ashly Jacobs	181.0
2009	Alex Watkins	161.1
2010	Ashly Jacobs	156.1
2011	Brittany Talley	127.2
2012	Cara Custer	210.1
2013	Cara Custer	174.0
2014	Gretchen Aucoin	132.1
2015	Cara Custer	205.1
2016	Mattison Maisel	156.0
2017	Kassidy Scott	192.2
2018	Erin Edmondson	193.1
2019	Erin Edmondson	186.1
2020	Erin Edmondson	78.2
2021	Missy Zoch	126.0
2022	Kendall Fritz	121.0
2023	Kendal Fritz	104.1
2024	Maddy Wright	111.0

HITS ALLOWED

1996	Hayes, Cannon	194
1997	Danielle Brady	173
1998	Amanda Renfro	184
1999	Amanda Renfro	234
2000	Amanda Renfro	180
2001	Amanda Renfro	243
2002	Kristina Blair	125
2003	Amy Stines	189
2004	Erin Crawford	147
2005	Erin Crawford	133
2006	Erin Crawford	184
2007	Ashly Jacobs	216
2008	Ashly Jacobs	191

2009	Ashly Jacobs	195
2010	Amy Stines	119
2011	Brittany Talley	129
2012	Cara Custer	179
2013	Cara Custer	170
2014	Gretchen Aucoin	118
2015	Cara Custer	233
2016	Mattison Maisel	205
2017	Kassidy Scott	239
2018	Erin Edmondson	181
2019	Erin Edmondson	141
2020	Erin Edmondson	51
2021	Erin Edmondson	123
2022	Kendall Fritz	113
2023	Kendall Fritz	130
2024	Maddy Wright	136

WALKS ALLOWED

1996	Emily Hayes	57
1997	Danielle Brady	81
1998	Amanda Renfro	37
1999	Amanda Renfro	48
2000	Amanda Renfro	57
2001	Amanda Renfro	79
2002	Kristina Blair	48
2003	Amy Stines	70
2004	Erin Crawford	60
2005	Julie Hauck	34
2006	Sarah Losleben	38
2007	Ashly Jacobs	87
2008	Tye Coats	78
2009	Alex Watkins	88
2010	Amy Stines	77
2011	Brittany Talley	35
2012	Cara Custer	86
2013	Cara Custer	64
2014	Cara Custer	56
2015	Cara Custer	122
2016	Dominique Alcocer	62
2017	Kassidy Scott	73
2018	Kassidy Scott	64
2019	Missy Zoch	87
2020	Missy Zoch	19
2021	Missy Zoch	97
2022	Erna Carlin	65
2023	Sage Hoover, Erna Carlin	26
2024	Maddie Kuehl	54

STRIKEOUTS

1996	Emily Hayes	85
1997	Emily Hayes	101
1998	Amanda Renfro	249
1999	Amanda Renfro	273
2000	Amanda Renfro	283
2001	Amanda Renfro	421
2002	Kristina Blair	65
2003	Amy Stines	113
2004	Erin Crawford	129
2005	Erin Crawford	105
2006	Erin Crawford	126
2007	Ashly Jacobs	152
2008	Ashly Jacobs	93
2009	Alex Watkins	130
2010	Ashly Jacobs	123
2011	Kelsey Dennis, Brittany Talley	80
2012	Cara Custer	156
2013	Cara Custer	124
2014	Gretchen Aucoin	141
2015	Cara Custer	112
2016	Mattison Maisel	47
2017	Kassidy Scott	80
2018	Erin Edmondson	135
2019	Missy Zoch	163
2020	Erin Edmondson	93
2021	Erin Edmondson	128
2022	Erna Carlin	81
2023	Sage Hoover	101
2024	Maddie Kuehl	73

STRIKEOUTS PER 7 IP (MIN 100 IP)

1996	Emily Hayes	4.60
1997	Emily Hayes	4.53
1998	Amanda Renfro	6.79
1999	Amanda Renfro	6.25
2000	Amanda Renfro	7.36
2001	Amanda Renfro	8.38
2002	Kristina Blair	4.42
2003	Amy Stines	4.60
2004	Erin Crawford	6.05
2005	Erin Crawford	5.56
2006	Sarah Losleben	6.85
2007	Sarah Losleben	5.66
2008	Sarah Losleben	5.98
2009	Alex Watkins	5.65
2010	Ashly Jacobs	5.52
2011	Kelsey Dennis	5.09
2012	Cara Custer	5.20
2013	Cara Custer	4.99
2014	Gretchen Aucoin	7.47
2015	Cara Custer	3.82

2016	Mattison Maisel	2.11
2017	Kassidy Scott	2.91
2018	Erin Edmondson	4.89
2019	Missy Zoch	7.24
2020		N/A
2021	Erin Edmondson	7.38
2022	Erna Carlin	7.00
2023	Sage Hoover	7.07
2024	Maddie Kuehl	6.01

SAVES

1996	None	0
1997	Cannon, Brady	1
1998	Amanda Renfro	1
1999	Amanda Renfro	1
2000	Amanda Renfro	3
2001	Maggie Ayres	2
2002	Kristina Blair	1
2003	Amt Stines	3
2004	Julie Hauck	1
2005	Julie Hauck	3
2006	Erin Crawford	4
2007	There were no saves	0
2008	T. Coats, Ashly Jacobs	2
2009	There were no saves	0
2010	Karli Merlich, Hilary Phillips	2
2011	Brittany Talley, Kermitria Ward	3
2012	Cara Custer	3
2013	Gretchen Aucoin	2
2014	Gretchen Aucoin	6
2015	Cara Custer	3
2016	Mattison Maisel	4
2017	Kassidy Scott	2
2018	Erin Edmondson	1
2019	Erin Edmondson	2
2020	Three tied	1
2021	Erin Edmondson, Morgan Hornback	1
2022	Morgan Hornback	2
2023	Sage Hoover, Makinzy Herzog	2
2024	Maddie Kuehl	2

FEWEST ER ALLOWED (MIN 100 IP)

1996	Emily Hayes	92
1997	Emily Hayes	43
1998	Emily Hayes	30
1999	Emily Hayes	43
2000	Amanda Renfro	52
2001	Amanda Renfro	54
2002	Kristina Blair	54
2003	Erin Crawford	65
2004	Erin Crawford	50
2005	Erin Crawford	59
2006	Erin Crawford	64
2007	Sarah Losleben	66
2008	Tye Coats	58
2009	Ashly Jacobs	97
2010	Ashly Jacobs	45
2011	Kelsey Dennis	46
2012	Brittany Talley	41
2013	Brittany Talley	42
2014	Gretchen Aucoin	46
2015	Cara Custer	129
2016	Mattison Maisel	113
2017	Mattison Maisel	81
2018	Erin Edmondson	82
2019	Missy Zoch	61
2020		N/A
2021	Missy Zoch	65
2022	Kendall Fritz	54
2023	Sage Hoover	35
2024	Maddy Wright	85



ALL-TIME PLAYER STATISTICS

ALCOCER, DOMINIQUE

Yr.	ERA	W-L	App	GS	CG	SHO/CBO	SV	IP	H	R	ER	BB	SO
2016	6.75	8-13	33	20	1	0/0	1	92.1	136	117	89	62	29
2017	4.54	0-0	8	2	0	0/0	0	12.1	17	8	8	9	4
Totals	6.49	8-13	41	22	1	0/0	1	104.2	153	125	97	71	33

ALLEN, CYDNEY

Yr.	Avg.	GP-GS	AB	R	H	2B	3B	HR	RBI	BB	SO	SB-ATT
2011	.361	57-56	147	31	53	8	2	13	55	26	33	0-0
2012	.221	51-11	68	5	15	3	0	3	14	16	24	0-0
Totals	.316	108-67	215	36	68	11	2	16	69	42	57	0-0

ARCHULETA, KAYLYN

Yr.	Avg.	GP-GS	AB	R	H	2B	3B	HR	RBI	BB	SO	SB-ATT
2014	.000	1-0	0	0	0	0	0	0	0	0	0	0-0

ARMBRUSTER, KELLY

Yr.	Avg.	GP-GS	AB	R	H	2B	3B	HR	RBI	BB	SO	SB-ATT
1999	.000	1-1	0	0	0	0	0	0	0	0	0	0-0

Yr.	ERA	W-L	App	GS	CG	SHO/CBO	SV	IP	H	R	ER	BB	SO
1999	5.25	0-1	1	1	0	0/0	0	1.1	1	4	1	4	0

ARMIJO, CARSON

Yr.	Avg.	GP-GS	AB	R	H	2B	3B	HR	RBI	BB	SO	SB-ATT
2022	.308	43-42	104	19	32	5	0	3	18	19	32	0-3
2023	.306	27-22	62	10	19	5	0	3	19	7	27	0-1
2024	.209	26-23	67	8	14	6	1	1	11	8	16	0-0
Totals	.279	96-87	233	37	65	16	1	7	48	34	75	0-4

AUCOIN, GRETCHEN

Yr.	Avg.	GP-GS	AB	R	H	2B	3B	HR	RBI	BB	SO	SB-ATT
2013	.317	33-17	60	6	19	4	0	1	9	7	15	1-1
2014	.287	51-42	94	16	27	3	2	7	31	13	29	3-4
Totals	.299	84-59	154	22	46	7	2	8	40	20	44	4-5

Yr.	ERA	W-L	App	GS	CG	SHO/CBO	SV	IP	H	R	ER	BB	SO
2013	3.35	6-3	27	9	3	1/2	2	60.2	56	30	29	20	76
2014	2.43	14-9	34	21	8	2/1	6	132.1	118	60	46	49	141
Totals	2.72	20-12	61	30	11	3/3	8	193.0	174	90	75	69	217

AYRES, MAGGIE

Yr.	ERA	W-L	App	GS	CG	SHO/CBO	SV	IP	H	R	ER	BB	SO
2001	3.48	3-6	22	15	3	0/0	2	68.1	79	56	34	38	33
2002	4.99	3-9	18	12	5	2/0	0	61.2	91	59	44	22	10
Totals	4.20	6-15	40	27	8	2/0	2	130.0	170	115	78	60	43

BAILEY, ELLIE

Yr.	Avg.	GP-GS	AB	R	H	2B	3B	HR	RBI	BB	SO	SB-ATT
2021	.273	25-17	55	5	15	2	0	2	15	4	9	0-0
2022	.309	49-48	136	14	42	13	0	3	31	8	21	0-0
2023	.336	51-51	149	27	50	8	0	16	43	19	23	1-1
Totals	.315	125-116	340	46	107	23	0	21	89	31	53	1-1

BAKER, JANA

Yr.	Avg.	GP-GS	AB	R	H	2B	3B	HR	RBI	BB	SO	SB-ATT
2000	.000	12-1	11	0	0	0	0	0	0	0	1	0-0
2001	.173	47-31	98	2	17	1	0	2	11	7	21	0-0
2002	.214	43-36	103	3	22	2	0	2	13	8	21	0-0
Totals	.184	102-68	212	5	39	3	0	4	24	15	43	0-0

BAKER, SARAH

Yr.	Avg.	GP-GS	AB	R	H	2B	3B	HR	RBI	BB	SO	SB-ATT
1996	.230	29-28	74	7	17	1	0	0	1	9	17	1-1

BARNHART, AUBREY

Yr.	Avg.	GP-GS	AB	R	H	2B	3B	HR	RBI	BB	SO	SB-ATT
2024	.277	40-40	94	20	26	2	0	7	23	13	20	0-0

BARRAZA, ALANNA

Yr.	Avg.	GP-GS	AB	R	H	2B	3B	HR	RBI	BB	SO	SB-ATT
2020	.154	13-4	13	3	2	2	0	0	1	0	3	0-0
2021	.224	28-24	67	8	15	3	0	2	6	2	8	0-0
2022	.243	20-16	37	6	9	1	0	1	3	4	4	1-1
2023	.293	50-50	133	34	39	8	0	9	29	12	23	1-2
2024	.140	20-16	43	7	6	2	0	2	5	4	7	1-1
Totals	.242	131-110	293	58	71	16	0	14	44	22	45	3-3

BEACH, JENNIFER

Yr.	Avg.	GP-GS	AB	R	H	2B	3B	HR	RBI	BB	SO	SB-ATT
1998	.208	63-63	168	22	35	10	0	0	17	9	29	1-4
1999	.218	34-25	78	10	17	3	0	0	6	4	22	1-1
Totals	.211	97-88	246	32	52	13	0	0	23	13	51	2-5

BELSHE, KRISTI

Yr.	Avg.	GP-GS	AB	R	H	2B	3B	HR	RBI	BB	SO	SB-ATT
2014	.276	44-39	123	16	34	6	2	2	25	11	39	0-0
2015	.333	50-46	129	23	43	7	1	3	18	25	14	8-15
Totals	.306	94-85	252	39	77	13	3	5	43	26	53	8-15

BETTIOL, JORDAN

Yr.	Avg.	GP-GS	AB	R	H	2B	3B	HR	RBI	BB	SO	SB-ATT
2015	.374	51-51	171	43	64	3	2	0	18	23	15	16-24
2016	.343	55-55	181	35	62	7	0	0	13	20	14	24-28
Totals	.358	106-106	352	78	126	10	2	0	31	43	29	40-52

BIBER, RACHELLE

Yr.	Avg.	GP-GS	AB	R	H	2B	3B	HR	RBI	BB	SO	SB-ATT
2001	.095	21-18	42	5	4	0	0	0	0	6	20	2-4

BLACKLEDGE, MIMI

Yr.	ERA	W-L	App	GS	CG	SHO/CBO	SV	IP	H	R	ER	BB	SO
2024	7.88	0-3	12	4	1	0/0	0	29.1	44	36	33	20	4

BLAIR, KRISTINA

Yr.	ERA	W-L	App	GS	CG	SHO/CBO	SV	IP	H	R	ER	BB	SO
2002	3.67	6-12	32	19	5	1/0	1	103.0	125	79	54	48	65
2003	2.47	6-7	26	13	7	2/0	0	85.0	103	55	30	34	36
Totals	3.13	12-19	58	32	12	3/0	1	188.0	228	134	84	82	101

BLEDSON, EMILY

Yr.	Avg.	GP-GS	AB	R	H	2B	3B	HR	RBI	BB	SO	SB-ATT
2009	.211	57-57	133	9	28	5	2	1	15	5	37	4-5
2010	.373	5-56	166	46	62	18	1	9	41	20	30	9-10
2011	.383	58-58	162	56	62	15	2	3	33	31	29	13-16
2012	.284	58-58	162	36	46	10	2	5	25	29	33	10-13
Totals	.318	229-229	623	147	198	48	7	18	114	85	129	36-44

■ Cydney Allen ranks among the Texas Tech greats after connecting on 16 home runs while driving in 69 runs during the 2011-12 seasons.



BLYTHE, PEYTON

Yr.	Avg.	GP-GS	AB	R	H	2B	3B	HR	RBI	BB	SO	SB-ATT
2019	.260	42-26	77	18	20	5	0	1	7	13	14	9-11
2020	.150	23-14	40	8	6	2	0	0	1	3	10	2-3
2021	.238	24-12	42	8	10	1	0	3	12	4	11	2-2
2022	.245	47-47	106	16	26	6	0	4	13	15	34	8-8
2023	.374	41-41	115	26	43	11	2	9	33	12	19	5-6
Totals	.234	178-141	380	76	105	25	2	17	66	47	88	26-30

BONE, EMILY

Yr.	Avg.	GP-GS	AB	R	H	2B	3B	HR	RBI	BB	SO	SB-ATT
2001	.179	26-18	56	2	10	1	0	0	3	3	10	0-0

BOWERS, JENNIFER

Yr.	Avg.	GP-GS	AB	R	H	2B	3B	HR	RBI	BB	SO	SB-ATT
2005	.238	48-47	126	16	30	8	2	1	15	12	40	7-7
2006	.215	49-49	135	19	29	4	1	8	27	7	28	3-6
2007	.184	46-41	114	10	21	1	1	2	17	10	40	4-4
2008	.200	56-54	140	18	28	5	1	6	24	7	47	1-1
Totals	.210	199-191	515	63	108	18	5	17	83	36	155	15-18

BRADY, DANIELLE

Yr.	Avg.	GP-GS	AB	R	H	2B	3B	HR	RBI	BB	SO	SB-ATT
1996	.242	18-16	33	2	8	1	0	0	5	2	8	1-1
1997	.000	30-27	0	0	0	0	0	0	0	0	0	0-0
1998	.000	0-0	0	0	0	0	0	0	0	0	0	0-0
Totals	.242	48-43	33	2	8	1	0	0	5	2	8	1-1

Yr.	ERA	W-L	App	GS	CG	SHO/CBO	SV	IP	H	R	ER	BB	SO
1996	5.45	1-15	19	15	7	0/0	0	70.2	121	95	55	35	25
1997	3.63	16-12	30	27	19	1/2	1	156.1	173	105	81	28	71
1998	2.24	7-1	10	6	4	2/0	0	40.2	49	19	13	3	18
Totals	3.90	24-28	59	48	30	3/2	1	267.5	343	219	149	66	114

BRIGGS, SHAUNA

Yr.	Avg.	GP-GS	AB	R	H	2B	3B	HR	RBI	BB	SO	SB-ATT
1999	.222	14-13	36	6	8	0	1	1	7	7	8	1-1
2000	.245	50-49	151	16	37	5	0	4	18	19	44	1-1
2001	.244	60-58	172	16	42	9	0	5	32	12	23	7-7
Totals	.242	124-120	359	38	87	14	1	10	57	38	75	9-9

BROKESHOULDER, ASHLEY

Yr.	ERA	W-L	App	GS	CG	SHO/CBO	SV	IP	H	R	ER	BB	SO
2010	2.43	8-6	24	11	5	1/0	1	86.1	78	31	30	27	56
2011	5.25	8-0	21	7	1	1/2	0	46.2	53	36	35	18	41
2012	2.33	2-0	7	1	0	0/0	0	15.0	12	6	5	5	10
2013	5.13	0-2	11	0	0	0/0	1	15.0	17	13	11	7	8
Totals	3.48	18-8	63	19	6	2/2	2	163.0	160	86	81	57	115

BROSEMAN, HANNAH

Yr.	ERA	W-L	App	GS	CG	SHO/CBO	SV	IP	H	R	ER	BB	SO
2017	6.30	1-3	18	6	1	1/0	0	26.2	36	32	24	30	14
2018	16.58	0-0	6	0	0	0/0	0	6.1	14	15	15	10	6
Totals	8.27	1-3	24	6	1	1/0	0	33	50	47	39	40	20

BURTON, HEAVEN

Yr.	Avg.	GP-GS	AB	R	H	2B	3B	HR	RBI	BB	SO	SB-ATT
2018	.379	57-52	195	36	74	10	5	1	12	6	29	9-12
2019	.355	58-58	197	42	70	3	3	0	12	10	40	22-26
2020	.306	26-26	85	24	26	2	1	0	4	5	16	10-13
2021	.336	46-42	137	24	46	5	0	1	2	9	35	18-20
Totals	.352	187-178	614	126	216	20	9	2	30	30	120	59-71

BUTLER, SANDY

Yr.	Avg.	GP-GS	AB	R	H	2B	3B	HR	RBI	BB	SO	SB-ATT
1998	.352	63-63	213	48	75	4	2	1	15	9	20	26-28
1999	.338	67-65	219	24	74	4	0	0	7	15	19	11-16
2000	.286	52-51	147	22	42	1	1	0	8	22	18	21-25
2001	.359	59-57	181	28	65	2	0	0	9	13	15	26-29
Totals	.337	241-236	760	122	256	11	3	1	39	59	72	84-98

CALDWELL, KAMRYN

Yr.	ERA	W-L	App	GS	CG	SHO/CBO	SV	IP	H	R	ER	BB	SO
2020	4.67	0-0	2	0	0	0/1	1	3.0	3	2	2	1	3
2021	6.60	1-1	9	0	0	0/0	0	11.2	19	15	11	8	8
Totals	6.21	1-1	11	0	0	0/1	1	14.2	22	17	13	9	11

CAMELLO, SAMANTHA

Yr.	Avg.	GP-GS	AB	R	H	2B	3B	HR	RBI	BB	SO	SB-ATT
2013	.311	56-56	151	34	47	6	1	1	19	8	15	8-9
2014	.284	54-54	148	31	42	9	2	2	19	11	13	5-9

Totals	.298	110-110	299	65	89	15	3	3	38	19	28	13-18
--------	------	---------	-----	----	----	----	---	---	----	----	----	-------

CANNON, JENNY

Yr.	Avg.	GP-GS	AB	R	H	2B	3B	HR	RBI	BB	SO	SB-ATT
1996	.274	35-28	84	8	23	2	0	0	9	4	18	0-0
1997	.000	0-0	0	0	0	0	0	0	0	0	0	0-0
1998	.000	0-0	0	0	0	0	0	0	0	0	0	0-0
Totals	.274	35-28	84	8	23	2	0	0	9	4	18	0-0

Yr.	ERA	W-L	App	GS	CG	SHO/CBO	SV	IP	H	R	ER	BB	SO
1996	6.33	0-16	24	17	9	0/0	0	104.1	194	136	94	42	32
1997	2.38	7-4	20	12	6	3/2	1	85.1	87	37	29	23	31
1998	10.50	0-0	1	0	0	0/0	0	2.0	2	3	3	2	3
Totals	4.61	7-20	45	29	15	3/2	1	191.1	28	178	12	67	66

CANTU, BRIANNA

Yr.	Avg.	GP-GS	AB	R	H	2B	3B	HR	RBI	BB	SO	SB-ATT
2020	.200	16-8	20	2	4	2	0	0	0	8	4	1-1

CARLIN, ERNA

Yr.	ERA	W-L	App	GS	CG	SHO/CBO	SV	IP	H	R	ER	BB	SO
2022	5.10	7-7	23	17	5	1/0	0	81.0	74	65	59	65	81
2023	4.49	2-3	21	6	0	0/0	0	34.1	39	29	22	26	31
Totals	4.92	9-10	44	23	5	1/0	0	115.1	113	94	81	91	112

CARNEFIX, CAREN

Yr.	Avg.	GP-GS	AB	R	H	2B	3B	HR	RBI	BB	SO	SB-ATT
1996	.188	4-4	16	1	3	0	0	0	1	0	0	1-2

CARRICO, SHANNON

Yr.	ERA	W-L	App	GS	CG	SHO/CBO	SV	IP	H	R	ER	BB	SO
2013	11.81	1-0	6	0	0	0/1	0	5.1	14	11	9	3	6

CARTIER, TRACY

Yr.	Avg.	GP-GS	AB	R	H	2B	3B	HR	RBI	BB	SO	SB-ATT
2001	.263	59-58	175	22	46	2	2	0	8	8	37	13-17
2002	.171	37-29	70	9	12	2	0	0	1	5	33	5-5
2003	.000	4-2	7	0	0	0	0	0	0	0	0	0-0
Totals	.224	100-89	252	31	58	4	2	0	9	13	70	18-22

CLEMMONS, MCKENZIE

Yr.	Avg.	GP-GS	AB	R	H	2B	3B	HR	RBI	BB	SO	SB-ATT
2010	.264	48-38	87	19	23	0	0	0	3	5	15	5-7
2011	.313	44-20	64	19	20	0	1	0	5	4	6	6-8
Totals	.285	92-58	151	38	43	0	1	0	8	9	21	11-15

COATS, TYE

Yr.	Avg.	GP-GS	AB	R	H</
-----	------	-------	----	---	-----

CRAWFORD, ERIN

Yr.	Avg.	GP-GS	AB	R	H	2B	3B	HR	RBI	BB	SO	SB-ATT
2003	.143	5-2	7	1	1	0	0	1	4	7	2	0-0
2005	.200	10-6	15	2	3	2	0	1	4	3	6	0-0
2006	.000	4-3	7	0	0	0	0	0	0	1	6	0-0
Totals	.182	15-8	22	3	4	2	0	2	8	10	8	0-0

Yr.	ERA	W-L	App	GS	CG	SHO/CBO	SV	IP	H	R	ER	BB	SO
2003	2.99	7-15	37	23	9	1/0	1	152.0	156	94	65	51	77
2004	2.36	10-15	32	23	11	3/0	0	148.0	147	78	50	60	128
2005	3.11	14-11	33	22	5	1/4	1	132.2	133	79	59	32	105
2006	2.46	11-18	44	28	13	2/1	4	182.0	184	90	64	36	126
Totals	2.71	42-59	146	96	38	7/5	6	614.2	620	541	238	179	436

CRITES, KENNEDY

Yr.	Avg.	GP-GS	AB	R	H	2B	3B	HR	RBI	BB	SO	SB-ATT
2021	.235	21-19	51	3	12	3	0	2	8	3	15	0-0
2022	.185	16-9	27	3	5	0	0	0	1	1	3	0-0
2023	.267	34-30	75	6	20	4	0	1	8	2	11	0-0
2024	.330	43-40	100	8	33	5	0	2	11	3	6	0-0
Totals	.277	114-98	253	20	70	12	0	5	28	9	37	0-0

CROW, KADY

Yr.	Avg.	GP-GS	AB	R	H	2B	3B	HR	RBI	BB	SO	SB-ATT
2014	.261	38-24	23	1	6	0	0	0	2	2	6	0-0

CUSTER, CARA

Yr.	Avg.	GP-GS	AB	R	H	2B	3B	HR	RBI	BB	SO	SB-ATT
2012	.000	43-34	0	1	0	0	0	0	0	1	0	0-0
2013	.000	41-29	0	1	0	0	0	0	0	1	0	0-0
2014	.000	2-1	0	0	0	0	0	0	0	0	0	0-0
2015	.000	0-0	0	0	0	0	0	0	0	0	0	0-0
Totals	.000	86-54	0	2	0	0	0	0	0	2	0	0-0

Yr.	ERA	W-L	App	GS	CG	SHO/CBO	SV	IP	H	R	ER	BB	SO
2012	2.33	25-11	43	34	18	5/0	3	210.1	179	95	70	86	156
2013	3.10	14-16	41	29	7	1/2	1	174.0	170	106	77	64	124
2014	4.41	12-7	32	14	2	0/1	3	104.2	110	82	66	56	66
2015	4.40	14-16	44	30	15	1/1	3	205.1	233	160	129	122	112
Totals	3.45	65-50	160	107	42	7/4	10	694.1	692	443	342	328	458

DAVIS, KENZIE

Yr.	Avg.	GP-GS	AB	R	H	2B	3B	HR	RBI	BB	SO	SB-ATT
2016	.000	5-2	7	0	0	0	0	0	0	0	3	0-0
2017	.200	12-9	20	2	4	0	0	0	2	1	8	1-1
2018	.000	15-0	10	1	0	0	0	0	0	1	4	0-1
Totals	.108	32-11	37	3	4	0	0	0	2	2	15	1-2

DELASHMUTT, LORA

Yr.	Avg.	GP-GS	AB	R	H	2B	3B	HR	RBI	BB	SO	SB-ATT
1996	.245	42-41	106	11	26	5	1	0	8	10	23	1-4
1997	.235	32-26	68	6	16	3	0	2	10	10	10	0-1
1998	.400	5-0	5	2	2	0	0	0	1	1	1	0-0
Totals	.246	79-67	179	19	44	8	1	2	19	21	34	1-5

DENNIS, KELSEY

Yr.	ERA	W-L	App	GS	CG	SHO/CBO	SV	IP	H	R	ER	BB	SO
2011	2.93	13-6	27	6	9	5/0	0	110.0	109	52	46	28	80
2012	4.88	2-1	11	3	0	0/0	0	18.2	24	15	13	9	14
Totals	3.21	15-7	38-29	9	5	5/0	0	128.2	133	67	59	37	94

DESARIO, AMANDA

Yr.	Avg.	GP-GS	AB	R	H	2B	3B	HR	RBI	BB	SO	SB-ATT
2020	.000	6-0	0	3	0	0	0	0	0	0	0	1-1

DREWRY, STEPHANIE

Yr.	Avg.	GP-GS	AB	R	H	2B	3B	HR	RBI	BB	SO	SB-ATT
2009	.339	52-52	168	27	57	5	1	0	7	5	23	9-9
2010	.248	54-52	141	32	35	5	2	1	10	12	19	7-8
2011	.260	45-38	104	26	27	7	0	0	17	8	11	4-4
Totals	.288	151-142	413	85	119	17	3	1	34	25	53	20-21

DOUGLAS, AMANDA

Yr.	Avg.	GP-GS	AB	R	H	2B	3B	HR	RBI	BB	SO	SB-ATT
2000	.237	45-36	97	11	23	5	0	2	15	3	22	5-8
2001	.179	34-9	28	8	5	1	0	0	2	1	13	2-2
2002	.310	29-14	42	2	13	0	1	1	3	2	9	0-1
2003	.266	63-57	169	20	45	10	2	4	26	9	28	2-4
Totals	.256	171-116	336	41	86	16	3	7	46	15	52	9-15

DUNN, SARA

Yr.	Avg.	GP-GS	AB	R	H	2B	3B	HR	RBI	BB	SO	SB-ATT
1996	.000	11-7	9	1	0	0	0	0	0	3	6	0-0

EDMUNDSON, ERIN

Yr.	Avg.	GP-GS	AB	R	H	2B	3B	HR	RBI	BB	SO	SB-ATT
2018	.273	46-38	110	11	30	5	0	0	17	10	18	3-4
2019	.231	43-26	13	5	3	1	0	1	7	0	1	0-0
2020	.300	21-13	30	2	9	2	1	0	1	4	4	3-3
Totals	.275	110-77	153	18	42	8	1	1	25	14	23	6-7

Yr.	ERA	W-L	App	GS	CG	SHO/CBO	SV	IP	H	R	ER	BB	SO
2018	2.97	17-12	44	23	11	3/0	1	193.1	181	96	82	58	135
2019	2.89	20-5	41	24	14	6/1	2	186.1	141	82	77	75	161
2020	1.42	10-4	18	10	6	3/2	1	78.2	51	22	16	14	93
2021	4.56	7-11	27	20	8	3/0	1	121.1	123	83	79	45	128
Totals	3.07	54-32	130	71	35	14/3	5	579.2	496	283	254	192	517

EDWARDS, TRENITY

Yr.	Avg.	GP-GS	AB	R	H	2B	3B	HR	RBI	BB	SO	SB-ATT
2019	.357	52-51	143	25	51	9	0	14	45	20	23	1-2

EHLEN, RILEY

Yr.	Avg.	GP-GS	AB	R	H	2B	3B	HR	RBI	BB	SO	SB-ATT
2022	.250	37-31	84	14	21	4	0	2	16	10	22	2-2

EIMEN, ELIZABETH

Yr.	Avg.	GP-GS	AB	R	H	2B	3B	HR	RBI	BB	SO	SB-ATT
2006	.289	30-10	45	10	13	2	0	0	1	5	12	0-1
2007	.219	38-5	32	9	7	0	0	0	0	1	14	3-4
2008	.189	43-33	102	11	19	3	0	0	11	6	27	6-7
2009	.346	55-55	159	22	55	4	2	0	17	8	20	3-3
Totals	.278	166-103	338	52	94	9	2	0	29	20	73	12-15

EIMEN, REBECCA

Yr.	Avg.	GP-GS	AB	R	H	2B	3B	HR	RBI	BB	SO	SB-ATT
2001	.197	59-58	137	16	27	6	1	0	4	12	41	13-16
2002	.225	53-53	151	24	34	5	0	5	7	15	47	10-10
Totals	.212	112-111	288	40	61	11	1	5	11	27	88	23-26

ELDER, DEMI

Yr.	Avg.	GP-GS	AB	R	H	2B	3B	HR	RBI	BB	SO	SB-ATT
2022	.074	29-8	27	7	2	0	0	0	0	1	9	2-3
2023	.231	48-34	107	24	29	6	0	4	21	11	26	3-6
2024	.309	43-42	123	27	38	11	1	6	30	14	14	2-3
Totals	.268	120-84	257	58	69	17	1	10	51	26	49	7-12

EMMANUEL, SYDNI

Yr.	Avg.	GP-GS	AB	R	H	2B	3B	HR	RBI	BB	SO	SB-ATT
2014	.418	51-51	165	48	69	8	3	2	24	20	2	36-41

GENTSCH, HOLLEY

Yr.	Avg.	GP-GS	AB	R	H	2B	3B	HR	RBI	BB	SO	SB-ATT
2009	.224	54-53	147	11	33	6	1	1	22	8	19	0-1
2010	.244	52-52	131	8	32	5	1	3	22	7	19	0-0
2011	.284	47-35	95	10	27	4	0	1	17	11	7	0-0
2012	.262	49-37	103	10	27	4	0	3	15	8	14	0-1
Totals	.250	202-177	476	39	119	19	2	8	76	34	59	0-2

GOMEZ, SUSIE

Yr.	Avg.	GP-GS	AB	R	H	2B	3B	HR	RBI	BB	SO	SB-ATT
2000	.143	20-14	35	2	5	0	0	0	4	3	14	1-1

GRINDELL, CARMEN

Yr.	Avg.	GP-GS	AB	R	H	2B	3B	HR	RBI	BB	SO	SB-ATT
2001	.270	61-60	174	20	47	10	1	7	25	16	26	5-5
2002	.204	53-53	152	12	31	4	0	1	11	12	26	5-6
Totals	.239	114-113	326	32	78	14	1	8	36	28	52	10-11

GRUMBO, MOLLY

Yr.	Avg.	GP-GS	AB	R	H	2B	3B	HR	RBI	BB	SO	SB-ATT
2022	.187	41-41	107	13	20	2	0	2	7	5	16	6-7

HAIJ, LYNSEY

Yr.	Avg.	GP-GS	AB	R	H	2B	3B	HR	RBI	BB	SO	SB-ATT
2000	.268	55-55	168	20	45	4	0	1	12	9	27	12-17

HALL, LOGAN

Yr.	Avg.	GP-GS	AB	R	H	2B	3B	HR	RBI	BB	SO	SB-ATT
2010	.325	55-55	163	33	53	16	0	6	41	20	21	6-6
2011	.366	58-58	175	41	64	11	2	6	55	10	15	10-11
2012	.267	58-58	180	24	48	17	0	1	16	10	17	7-8
Totals	.319	171-171	518	98	165	44	2	13	112	40	53	23-25

HALLEMAN, LOGAN

Yr.	Avg.	GP-GS	AB	R	H	2B	3B	HR	RBI	BB	SO	SB-ATT
2024	.341	44-34	88	24	30	0	0	0	6	12	9	18-19

HAMADA, ASHLEY

Yr.	Avg.	GP-GS	AB	R	H	2B	3B	HR	RBI	BB	SO	SB-ATT
2009	.222	49-46	99	10	22	2	0	1	3	6	18	1-2
2010	.283	56-52	120	26	34	7	0	0	16	9	21	6-8
2011	.275	53-49	120	25	33	3	1	1	12	4	12	4-5
2012	.230	58-55	100	26	23	0	0	1	4	3	11	6-8
Totals	.255	216-202	439	87	112	12	1	3	35	22	62	17-23

HAMILTON, KARLI

Yr.	Avg.	GP-GS	AB	R	H	2B	3B	HR	RBI	BB	SO	SB-ATT
2016	.234	45-27	94	13	22	6	0	7	13	5	26	0-0
2018	.319	59-59	188	31	60	13	5	8	50	15	29	15-20
2019	.398	58-58	196	58	78	10	8	8	41	22	26	13-14
2020	.286	26-26	70	13	20	4	0	1	16	13	11	32-39
2021	.294	45-43	126	23	37	5	2	7	35	18	27	5-6
Totals	.322	233-213	674	138	217	38	15	31	155	73	119	37-45

HAMLIN, JACEE

Yr.	Avg.	GP-GS	AB	R	H	2B	3B	HR	RBI	BB	SO	SB-ATT
2021	.200	24-7	25	10	5	0	0	0	3	5	10	1-2
2022	.160	18-7	25	3	4	2	0	0	0	5	13	3-3
2023	.250	29-1	12	12	3	1	0	0	4	0	4	4-4
2024	.222	30-1	9	13	2	0	0	1	2	0	5	5-8
Totals	.197	101-16	71	38	14	3	0	1	9	10	32	13-17

HARRINGTON, TAMARA

Yr.	Avg.	GP-GS	AB	R	H	2B	3B	HR	RBI	BB	SO	SB-ATT
1997	.284	64-63	183	27	52	8	2	0	25	22	17	4-6
1998	.219	63-63	187	30	41	2	1	0	18	15	20	11-11
1999	.206	57-57	170	16	35	4	1	1	10	11	31	3-4
2000	.134	45-42	82	2	11	0	0	0	6	9	17	0-1
Totals	.223	229-225	622	75	139	14	4	1	59	57	85	18-22

HARRINGTON, TIFFANY

Yr.	Avg.	GP-GS	AB	R	H	2B	3B	HR	RBI	BB	SO	SB-ATT
2000	.159	45-34	82	12	13	2	0	1	5	7	17	5-5
2001	.135	29-17	37	4	5	0	0	0	1	14	14	0-1
2002	.125	28-15	40	3	5	1	0	1	3	3	17	0-0
2003	.180	43-33	89	12	16	3	0	2	8	8	32	1-1
Totals	.145	145-99	159	19	23	3	0	2	8	11	48	6-7

HARSHMAN, EVA

Yr.	Avg.	GP-GS	AB	R	H	2B	3B	HR	RBI	BB	SO	SB-ATT
1999	.219	62-59	169	20	37	8	1	1	16	16	37	11-13
2000	.208	55-55	159	16	33	7	0	0	9	6	24	6-9
2001	.233	61-61	163	20	38	10	1	2	21	15	41	4-6
2002	.245	53-53	139	10	34	7	1	1	10	6	45	6-9
Totals	.225	231-228	630	66	142	32	3	4	56	43	147	27-37

HARTWELL, JESSICA

Yr.	Avg.	GP-GS	AB	R	H	2B	3B	HR	RBI	BB	SO	SB-ATT
2016	.297	51-50	128	24	38	8	0	8	21	16	25	5-6
2017	.305	55-55	174	30	53	12	1	11	38	12	45	11-12
2018	.400	58-55	165	63	66	14	4	20	61	22	27	16-20
2019	.314	58-56	167	40	53	8	4	9	51	25	37	17-23
Totals	.331	222-216	634	157	210	42	9	48	171	75	134	49-61

HARVEY, DESIREE

Yr.	Avg.	GP-GS	AB	R	H	2B	3B	HR	RBI	BB	SO	SB-ATT
2010	.500	5-1	6	3	3	0	0	0	3	3	0	0-0

HAUCK, JULIE

Yr.	ERA	W-L	App	GS	CG	SHO/CBO	SV	IP	H	R	ER	BB	SO
2004	2.98	3-9	23	13	6	1/0	1	87.0	93	63	37	60	48
2005	3.18	1-10	25	13	0	0/2	3	70.1	68	43	32	34	33
2006	2.94	6-9	26	17	4	2/0	2	97.2	109	53	41	25	66
Totals	3.02	10-28	74	43	10	3/2	6	255.0	270	159	110	79	147

HAYES, EMILY

Yr.	Avg.	GP-GS	AB	R	H	2B	3B	HR	RBI	BB	SO	SB-ATT
1996	.200	34-26	50	4	10	0	0	0	4	9	13	0-1
1997	.000	0-0	0	0	0	0	0	0	0	0	0	0-0
1998	.000	1-0	0	0	0	0	0	0	0	0	0	0-0
1999	.000	0-0	0	0	0	0	0	0	0	0	0	0-0
Totals	.200	35-26	50	4	10	0	0	0	4	9	13	0-1

Yr.	ERA	W-L	App	GS	CG	SHO/CBO	SV	IP	H	R	ER	BB	SO
1996	4.98	3-13	26	16	14	0/0	0	129.1	194	133	92	57	85
1997	1.93	11-11	30	24	20	3//1	0	156.0	149	71	43	34	101
1998	1.72	14-5	23	21	14	3/0	0	122.0	110	44	30	27	71
1999	2.02	14-10	27	24	16	4/0	0	149.0	141	62	43	40	62
Totals	2.62	42-39	106	85	64	10/1	0	556.1	594	310	208	158	319

HEALY, KRISTEN

Yr.	Avg.	GP-GS	AB	R	H	2B	3B	HR	RBI	BB	SO	SB-ATT
2006	.150	21-3	20	1	3	1	0	0	4	3	9	0-0

HEATH, MEREDITH

Yr.	Avg.	GP-GS	AB	R	H	2B	3B	HR	RBI	BB	SO	SB-ATT
2010	.333	31-2	15	9	5	0	0	0	3	2	5	3-4
2011	.500	37-0	4	16	2	0	0	0	0	0	0	3-3
2012	.000	25-0	1	4	0	0	0	0	0	1	1	0-0

HOPSON, LEA

Yr.	Avg.	GP-GS	AB	R	H	2B	3B	HR	RBI	BB	SO	SB-ATT
2014	.257	54-54	144	33	37	10	3	7	29	23	39	21-24
2015	.326	49-49	125	37	44	2	1	11	37	26	34	10-13
Totals	.301	103-103	269	70	81	12	4	18	66	49	73	31-37

HORNBACK, MORGAN

Yr.	Avg.	GP-GS	AB	R	H	2B	3B	HR	RBI	BB	SO	SB-ATT	
2019	.306	035-9	36	5	11	5	0	3	12	10	11	0-0	
2020	.222	15-3	18	1	4	1	0	1	6	0	7	0-0	
2021	.000	21-5	2	0	0	0	0	0	0	0	2	0-0	
2022	.000	17-2	3	0	0	0	0	0	0	0	2	0-0	
2023	.308	16-1	13	1	4	1	0	0	1	1	7	0-0	
Totals	.264	104-20	72	7	19	7	0	4	19	11	29	0-0	
Yr.	ERA	W-L	App	GS	CG	SHO/CBO	SV	IP	H	R	ER	BB	SO
2019	5.20	4-1	13	6	1	1/4	1	3.50	49	28	26	18	17
2020	0.00	1-0	3	0	0	0/3	1	6.2	7	0	0	3	7
2021	5.55	1-2	19	5	1	1/0	1	51.2	61	49	41	33	30
2022	8.23	0-2	15	2	0	0/0	2	24.2	38	33	29	13	19
2023	52.50	0-0	2	1	0	0/0	0	0.2	5	5	5	1	1
Totals	5.96	6-5	52	14	2	2/7	5	118.2	160	115	101	68	74

HURLEY, BETH

Yr.	Avg.	GP-GS	AB	R	H	2B	3B	HR	RBI	BB	SO	SB-ATT
1997	.176	21-13	34	3	6	2	0	0	5	2	5	1-2
1998	.333	5-1	3	2	1	0	0	0	0	0	0	0-0
Totals	.189	26-14	37	5	7	2	0	0	5	2	5	1-2

JACKSON, DENISE

Yr.	Avg.	GP-GS	AB	R	H	2B	3B	HR	RBI	BB	SO	SB-ATT
1997	.282	63-63	181	33	51	10	4	1	31	24	19	4-6
1998	.316	15-14	38	6	12	2	4	2	13	4	4	0-0
Totals	.288	78-77	219	39	63	12	8	3	44	28	23	4-6

JACKSON, PAYTON

Yr.	Avg.	GP-GS	AB	R	H	2B	3B	HR	RBI	BB	SO	SB-ATT
2020	.333	20-0	3	5	1	1	0	0	2	2	1	2-4
2021	.333	17-8	24	8	8	2	1	0	7	3	9	0-0
2022	.336	46-46	122	32	41	11	3	5	21	22	31	2-2
Totals	.336	83-54	149	45	50	14	4	5	30	27	41	4-6

JACKSON, STACI

Yr.	Avg.	GP-GS	AB	R	H	2B	3B	HR	RBI	BB	SO	SB-ATT
2001	.000	9-3	8	0	0	0	0	0	0	2	6	0-0
2002	.154	17-7	26	2	4	0	0	0	1	1	13	0-1
Totals	.118	26-10	34	2	4	0	0	0	1	3	19	0-1

JACOBS, ASHLY


Yr.	Avg.	GP-GS	AB	R	H	2B	3B	HR	RBI	BB	SO	SB-ATT
2007	.000	2-1	3	0	0	0	0	0	0	0	2	0-0
2009	1.000	2-1	1	1	1	0	0	0	0	0	0	0-0
Totals	.250	4-2	4	1	1	0	0	0	0	0	2	0-0

Yr.	ERA	W-L	App	GS	CG	SHO/CBO	SV	IP	H	R	ER	BB	SO
2007	2.84	17-15	40	33	16	4/1	0	204.2	216	110	83	87	152
2008	2.55	10-15	36	17	1	0/1	2	111.0	99	83	58	78	80
2009	4.35	9-18	35	28	15	1/0	0	156.0	195	120	97	78	102
2010	2.01	15-9	36	29	10	5/2	0	156.1	119	61	45	77	123
Totals	3.15	51-57	147	107	42	10/4	2	628.0	629	376	283	320	457

■ Kim Martinez set the Texas Tech school record in 1997 after hitting an impressive .492 during her first season as a Red Raider.



■ Kierra Miles broke the school's single-season home run mark in 2016 with 17 while posting career numbers that rank in the top three in hits, runs, RBI and home runs throughout her career from 2014-17. She is the only Red Raider in program history with four seasons of 50 hits or more.



JAMES, SANDY

Yr.	Avg.	GP-GS	AB	R	H	2B	3B	HR	RBI	BB	SO	SB-ATT
2011	.352	58-58	145	32	51	9	2	16	62	37	21	2-2
2012	.301	58-58	163	34	49	9	0	11	45	37	30	2-2
2013	.321	56-56	165	27	53	17	0	9	40	40	28	3-3
Totals	.323	172-172	473	93	153	35	2	36	147	114	79	7-7

JENNINGS, KARSON

Yr.	Avg.	GP-GS	AB	R	H	2B	3B	HR	RBI	BB	SO	SB-ATT
2022	.500	3-0	2	1	1	0	0	0	1	1	1	0-0

JENNINGS, RAEGAN

Yr.	Avg.	GP-GS	AB	R	H	2B	3B	HR	RBI	BB	SO	SB-ATT
2024	.327	38-36	113	25	37	8	1	2	21	7	19	7-8

JOACHIMS, ANDREA

Yr.	Avg.	GP-GS	AB	R	H	2B	3B	HR	RBI	BB	SO	SB-ATT
2001	.192	55-51	130	9	25	1	1	5	15	14	27	1-1
2002	.218	52-50	133	10	29	8	0	1	15	8	18	1-1
2003	.219	62-62	169	16	37	9	0	2	27	22	43	1-1
2004	.217	41-37	106	3	23	2	1	1	8	6	22	1-3
Totals	.212	210-200	538	38	114	20	2	9	65	50	110	4-6

JOHNSON, SHELBY

Yr.	Avg.	GP-GS	AB	R	H	2B	3B	HR	RBI	BB	SO	SB-ATT
2013	.333	55-55	171	42	57	9	0	0	24	35	39	19-24

JONES, ZOE

Yr.	Avg.	GP-GS	AB	R	H	2B	3B	HR	RBI	BB	SO	SB-ATT
2019	.333	58-58	144	21	48	5	0	5	25	27	35	2-2
2020	.292	26-26	72	12	21	4	0	7	26	4	17	1-1
2021	.200	39-38	105	12	21	2	0	2	8	9	29	0-0
Totals	.280	123-122	321	45	90	11	0	14	59	40	81	3-3

KARENKE, JESSICA

Yr.	Avg.	GP-GS	AB	R	H	2B	3B	HR	RBI	BB	SO	SB-ATT
1996	.176	45-44	119	13	21	4	0	0	8	13	23	0-0
1997	.237	37-37	97	7	23	4	1	3	16	6	16	2-2
1998	.271	51-48	133	18	36	11	0	3	24	25	32	1-1
Totals	.229	133-129	349	38	80	19	1	6	48	44	71	3-3

KENNEY, MIKEY

Yr.	Avg.	GP-GS	AB	R	H	2B	3B	HR	RBI	BB	SO	SB-ATT
2010	.312	55-55	157	44	49	8	0	15	40	16	40	4-4
2011	.324	58-58	173	60	56	15	1	4	31	28	39	15-15

2012	.314	57-57	169	45	53	4	1	13	31	25	35	16-17
2013	.354	56-56	161	48	57	13	2	13	47	43	34	12-16
Totals	.326	226-226	660	197	215	40	4	45	149	112	148	47-52

KOHLER, JENNY

Yr.	Avg.	GP-GS	AB	R	H	2B	3B	HR	RBI	BB	SO	SB-ATT
1998	.321	63-63	196	27	63	16	2	2	40	10	0	7-10
1999	.240	59-59	175	16	42	7	0	1	14	9	23	2-3
Totals	.283	122-122	371	43	105	23	2	3	54	19	23	9-13

KNOPP, ALLISON

Yr.	Avg.	GP-GS	AB	R	H	2B	3B	HR	RBI	BB	SO	SB-ATT
2016	.000	2-0	3	0	0	0	0	0	0	0	1	0-0
2017	.105	16-8	19	1	2	0	0	0	1	1	3	0-0
2018	.254	33-25	59	6	15	2	0	5	8	11	0	0-0
Totals	.210	51-33	81	7	17	2	0	5	9	12	4	0-0

KRAUSE, JENNIFER

Yr.	Avg.	GP-GS	AB	R	H	2B	3B	HR	RBI	BB	SO	SB-ATT
2008	.500	22-0	2	6	1	0	0	0	0	0	1	1-1

KUEHL, MADDIE

Yr.	ERA	W-L	App	GS	CG	SHO/CBO	SV	IP	H	R	ER	BB	SO
2022	5.81	2-1	10	2	0	0/1	0	15.2	26	20	13	10	14
2023	5.73	1-1	11	4	0	0/0	0	14.2	16	15	12	14	3
2024	6.09	8-5	27	14	7	0/0	2	85.0	100	79	74	54	73
Totals	6.01	11-7	48	20	7	0/1	2	115.1	142	114	99	78	90

KULA, NATALIE

Yr.	Avg.	GP-GS	AB	R	H	2B	3B	HR	RBI	BB	SO	SB-ATT
2004	.260	55-54	146	32	38	7	0	0	7	13	40	9-11
2005	.235	47-47	115	20	27	6	0	2	23	12	33	4-7
2006	.160	41-36	75	4	12	3	0	0	3	5	22	2-4
2007	.170	34-20	47	8	8	1	0	1	5	8	12	2-2
Totals	.222	177-157	383	64	85	17	0	3	38	38	107	17-24

LANFORD, JEANETTE

Yr.	Avg.	GP-GS	AB	R	H	2B	3B	HR	RBI	BB	SO	SB-ATT
1998	.333	15-0	3	4	1	1	0	0	1	0	0	0-0

LAWLER, LISA

Yr.	Avg.	GP-GS	AB	R	H	2B	3B	HR	RBI	BB	SO	SB-ATT
2002	.159	31-25	69	3	11	3	1	0	3	3	13	1-2
2003	.248	60-53	153	3	38	5	0	0	9	5	38	0-2
2004	.178	52-47	135	5	24	8	0	1	8	8	29	2-2
2005	.183	39-35	82	7	15	2	0	2	13	12	25	2-3
Totals	.200	182-160	439	18	88	18	1	3	33	28	95	5-9

LEACH, KELCY

Yr.	Avg.	GP-GS	AB	R	H	2B	3B	HR	RBI	BB	SO	SB-ATT
2018	.250	49-37	104	10	26	7	0	5	19	11	15	0-0
2019	.225	57-56	111	21	25	1	0	9	25	26	19	0-0
2020	.196	24-20	56	5	11	0	0	3	8	6	5	0-0
2021	.231	27-26	65	9	15	0	1	3	9	5	7	0-0
Totals	.229	157-139	336	45	77	8	1	20	61	48	46	0-0

LEE, BRITTANY

Yr.	Avg.	GP-GS	AB	R	H	2B	3B	HR	RBI	BB	SO	SB-ATT
2014	.231	51-47	117	21	27	3	1	5	21	12	41	3-4

■ Ashley Parker hit for a .312 average while scoring 112 times and stealing 78 bases, second-most in school history, during her four-year career from 2004-07.



2015	.239	31-8	46	6	11	1	0	3	14	4	17	1-3
Totals	.233	82-55	163	27	38	4	1	8	35	16	58	4-7

LEE, JENNIFER

Yr.	Avg.	GP-GS	AB	R	H	2B	3B	HR	RBI	BB	SO	SB-ATT
2008	.122	27-15	41	1	5	1	0	0	2	4	14	0-0
2009	.294	27-16	51	2	15	3	1	0	7	3	10	0-1
2010	.333	28-11	48	4	16	3	0	1	9	5	10	0-0
Totals	.257	72-42	140	7	36	7	1	1	18	12	34	0-1

LEGLER, LEAH

Yr.	Avg.	GP-GS	AB	R	H	2B	3B	HR	RBI	BB	SO	SB-ATT
2007	.300	36-23	80	13	24	1	0	0	2	5	22	7-8
2008	.328	59-59	198	47	65	3	4	0	7	11	24	16-20
2009	.318	57-57	173	24	55	1	1	0	13	16	21	10-16
2010	.288	44-44	139	21	40	3	0	0	17	12	18	6-9
Totals	.312	196-183	590	105	184	8	5	0	39	44	85	39-53

LIGHT, MICAH

Yr.	Avg.	GP-GS	AB	R	H	2B	3B	HR	RBI	BB	SO	SB-ATT
1996	.000	8-0	2	1	0	0	0	0	0	0	0	0-0

LOSLEBEN, SARAH

Yr.	Avg.	GP-GS	AB	R	H	2B	3B	HR	RBI	BB	SO	SB-ATT
2005	.000	2-1	3	0	0	0	0	0	0	0	2	0-0
2006	.000	3-0	0	1	0	0	0	0	0	0	0	1-1
2007	.000	3-0	2	0	0	0	0	0	0	0	2	1-1
2008	.000	7-1	7	2	0	0	0	0	1	2	2	0-0
Totals	.000	15-2	12	3	0	0	0	0	1	2	6	2-2

Yr.	ERA	W-L	App	GS	CG	SHO/CBO	SV	IP	H	R	ER	BB	SO
2005	3.17	8-2	31	9	9	1/4	1	87.0	83	50	39	26	77
2006	3.89	2-8	27	8	2	0/1	0	75.2	83	63	42	38	74
2007	3.97	7-11	31	17	6	1/2	0	116.1	118	89	66	58	94
2008	4.74	5-3	27	4	0	0/0	1	62.0	77	56	42	14	53
Totals	3.88	22-24	116	38	17	2/7	2	341.0	361	258	189	136	298

LOVE, RILEY

Yr.	Avg.	GP-GS	AB	R	H	2B	3B	HR	RBI	BB	SO	SB-ATT
2021	.219	42-42	105	13	23	2	0	1	4	5	26	0-0
2022	.157	43-42	89	13	14	2	1	2	8	8	23	1-1
2023	.196	26-25	51	8	10	3	0	1	11	5	17	1-3
2024	.316	49-49	136	39	43	13	2	13	47	16	15	1-1
Total	.236	160-158	381	73	90	20	3	17	70	34	81	3-5

MAISEL, MATTISON

Yr.	ERA	W-L	App	GS	CG	SHO/CBO	SV	IP	H	R	ER	BB	SO
2014	0.00	0-0	1	0	0	0/0	0	0.2	0	0	0	0	1
2015	6.48	1-3	20	4	0	0/1	1	27.0	38	29	25	15	7
2016	5.07	7-12	47	17	7	1/0	4	156.0	205	140	113	55	47
2017	5.49	5-8	40	11	0	0/2	1	103.1	136	94	81	60	42
Totals	5.34	13-23	108	32	7	1/3	6	287	379	263	219	130	97

MALAZZO, MARISA

Yr.	Avg.	GP-GS	AB	R	H	2B	3B	HR	RBI	BB	SO	SB-ATT
2013	.000	51-0	3	20	0	0	0	0	0	0	1	1-1
2014	.000	3-0	1	2	0	0	0	0	0	0	0	0-0
Totals	.000	54-0	4	22	0	0	0	0	0	0	1	1-1

MARTINEZ, KIM

Yr.	Avg.	GP-GS	AB	R	H	2B	3B	HR	RBI	BB	SO	SB-ATT
1997	.492	58-58	185	56	91	21	4	15	70	11	10	4-5
1999	.289	67-66	201	28	58	15	1	12	37	17	30	4-6
Totals	.386	125-124	386	84	149	36	5	27	107	28	40	8-11

MATTHEWS, DANIELLE

Yr.	Avg.	GP-GS	AB	R	H	2B	3B	HR	RBI	BB	SO	SB-ATT
2007	.000	15-1	7	3	0	0	0	0	0	0	4	1-1
2008	.000	1-0	2	0	0	0	0	0	0	0	1	0-0
2009	.183	54-54	120	12	22	2	1	0	5	6	25	1-1
2010	.174	16-4	23	3								

MCCLARITY, DEE

Yr.	Avg.	GP-GS	AB	R	H	2B	3B	HR	RBI	BB	SO	SB-ATT
2023	.275	37-7	40	5	11	1	0	0	5	10	3	0-0
2024	.212	21-7	33	5	7	3	0	0	10	5	6	0-0
Totals	.247	58-14	73	10	18	4	0	0	15	15	9	0-0

MCCOY, STEPHENIE

Yr.	Avg.	GP-GS	AB	R	H	2B	3B	HR	RBI	BB	SO	SB-ATT
1997	.259	30-21	54	6	14	0	0	0	3	9	9	3-3
1999	.083	13-9	24	1	2	0	0	2	2	5	9	0-0
Totals	.205	43-30	78	7	16	0	0	2	5	14	18	3-3

MCKISSICK, CLAIRE

Yr.	Avg.	GP-GS	AB	R	H	2B	3B	HR	RBI	BB	SO	SB-ATT
2018	.186	41-16	43	14	8	2	0	1	3	3	13	1-2

MCPHERSON, TESS

Yr.	Avg.	GP-GS	AB	R	H	2B	3B	HR	RBI	BB	SO	SB-ATT	
2013	.333	3-1	3	0	1	0	0	0	0	0	1	0-0	
Yr.	ERA	W-L	App	GS	CG	SHO/CBO	SV	IP	H	R	ER	BB	SO
2013	99.00	0-0	1	0	0	0/0	0	0.0	1	1	1	1	0

MIDDLETON, ELLEN

Yr.	Avg.	GP-GS	AB	R	H	2B	3B	HR	RBI	BB	SO	SB-ATT
1997	.285	62-62	179	31	51	10	3	1	25	17	16	1-2
1998	.242	50-49	157	17	38	11	1	3	30	12	29	2-3
Totals	.265	112-111	336	48	89	21	4	4	55	29	45	3-5

MILES, KIERRA

Yr.	Avg.	GP-GS	AB	R	H	2B	3B	HR	RBI	BB	SO	SB-ATT
2014	.310	53-52	168	28	52	5	1	7	36	7	21	2-2
2015	.344	51-50	160	39	55	11	3	8	43	11	32	10-13
2016	.344	55-55	163	35	56	11	0	17	50	19	31	14-17
2017	.311	55-55	167	33	52	7	2	5	16	23	28	22-26
Totals	.327	214-212	658	135	215	34	6	37	145	60	112	48-58

MINDEDAHL, PAGE

Yr.	Avg.	GP-GS	AB	R	H	2B	3B	HR	RBI	BB	SO	SB-ATT
2022	.333	21-0	3	6	1	1	0	0	1	0	0	1-1
2023	.000	4-0	1	1	0	0	0	0	0	0	0	0-0
Totals	.250	25-0	4	7	1	1	0	0	1	0	0	1-1

MIRABAL, MARISSA

Yr.	Avg.	GP-GS	AB	R	H	2B	3B	HR	RBI	BB	SO	SB-ATT
2018	.000	19-0	0	6	0	0	0	0	0	0	0	2-2

MITCHELL, MAKENNA

Yr.	Avg.	GP-GS	AB	R	H	2B	3B	HR	RBI	BB	SO	SB-ATT
2024	.125	13-2	16	3	2	0	0	0	3	3	9	1-1

MOORE, CHANDLER

Yr.	Avg.	GP-GS	AB	R	H	2B	3B	HR	RBI	BB	SO	SB-ATT
2012	.000	7-1	1	0	0	0	0	0	0	0	1	0-0
2013	.000	5-0	2	0	0	0	0	0	0	1	0	0-0
Totals	.000	12-1	3	0	0	0	0	0	0	1	1	0-0

Yr.	ERA	W-L	App	GS	CG	SHO/CBO	SV	IP	H	R	ER	BB	SO
2012	5.65	0-0	6	1	0	0/0	0	8.2	12	8	7	2	5
2013	7.88	0-0	3	0	0	0/0	0	2.2	6	3	3	3	0
2014	7.30	0-1	7	1	0	0/1	0	7.2	11	14	8	5	6
2015	5.75	10-7	29	16	2	0/2	0	98.2	114	96	81	75	58
Totals	5.89	10-8	45	18	2	0/3	0	117.2	361	121	99	85	63

MORGAN, CRYSTAL

Yr.	ERA	W-L	App	GS	CG	SHO/CBO	SV	IP	H	R	ER	BB	SO
1997	1.75	0-1	2	1	1	0/1	0	8.0	6	2	2	2	2

MOULIN, BRANDY

Yr.	Avg.	GP-GS	AB	R	H	2B	3B	HR	RBI	BB	SO	SB-ATT
2004	.223	41-34	94	6	21	4	1	0	18	17	22	0-0
2005	.257	42-36	105	13	27	7	0	0	7	7	23	3-3
2006	.261	50-48	142	8	27	7	1	2	15	10	34	1-4
2007	.303	32-34	79	9	23	6	0	2	12	9	21	1-1
Totals	.257	165-142	420	36	108	24	2	4	52	43	100	5-8

MUNOZ, CHRISTINA

Yr.	Avg.	GP-GS	AB	R	H	2B	3B	HR	RBI	BB	SO	SB-ATT
1997	.181	57-54	138	12	25	2	0	0	14	8	15	3-4
1998	.023	35-13	43	17	1	0	0	0	17	6	2	6-8
1999	.000	1-0	0	0	0	0	0	0	0	0	0	0-0

■ Kelly Rhyne led the Red Raiders in several offensive categories from 2003-05.



Totals	.144	93-67	181	29	26	2	0	0	31	14	17	9-12
--------	------	-------	-----	----	----	---	---	---	----	----	----	------

MYERS, AMANDA

Yr.	Avg.	GP-GS	AB	R	H	2B	3B	HR	RBI	BB	SO	SB-ATT
2007	.241	28-0	58	6	14	0	0	4	10	5	19	2-4

NEUMAN, BROOKE

Yr.	Avg.	GP-GS	AB	R	H	2B	3B	HR	RBI	BB	SO	SB-ATT
2006	.230	34-23	61	10	14	2	0	1	4	10	28	3-4
2007	.125	17-0	32	1	4	1	0	0	2	6	9	1-1
Totals	.194	51-23	93	11	18	3	0	1	6	16	37	4-5

NIEDERHOFER, EMILY

Yr.	Avg.	GP-GS	AB	R	H	2B	3B	HR	RBI	BB	SO	SB-ATT
2006	.000	23-0	0	6	0	0	0	0	0	0	0	1-1

NIETERT, BRIANA

Yr.	Avg.	GP-GS	AB	R	H	2B	3B	HR	RBI	BB	SO	SB-ATT
2000	.188	42-41	85	5	16	1	1	0	5	8	17	0-0

OAKES, AMANDA

Yr.	Avg.	GP-GS	AB	R	H	2B	3B	HR	RBI	BB	SO	SB-ATT
2003	.333	38-1	3	9	1	0	0	0	0	0	0	1-2
2004	.111	34-3	9	7	1	0	0	0	0	2	4	5-11
2005	.000	31-1	5	11	0	0	0	0	0	1	1	1-1
2006	.000	19-0	0	6	0	0	0	0	0	0	0	1-1
Totals	.118	122-5	17	33	2	0	0	0	0	3	5	8-15

O'NEAL, RAINA

Yr.	Avg.	GP-GS	AB	R	H	2B	3B	HR	RBI	BB	SO	SB-ATT
2017	.243	55-55	169	34	41	7	3	12	32	13	53	6-6

ORRICK, ABBIE

Yr.	Avg.	GP-GS	AB	R	H	2B	3B	HR	RBI	BB	SO	SB-ATT
2021	.273	34-11	33	13	9	2	1	0	3	4	8	6-7
2022	.248	44-44	117	17	29	10	0	6	21	10	34	3-5
2023	.211	51-50	133	20	28	5	0	5	14	10	34	6-6
2024	.336	48-48	140	31	47	7	2	10	34	10	20	7-7
Total	.267	177-153	423	81	113	24	3	21	72	34	96	22-25

OSWALT, ANNELEISE

Yr.	Avg.	GP-GS	AB	R	H	2B	3B	HR	RBI	BB	SO	SB-ATT	
2016	.000	7-1	7	0	0	0	0	0	0	0	2	0-0	
Yr.	ERA	W-L	App	GS	CG	SHO/CBO	SV	IP	H	R	ER	BB	SO
2016	10.04	1-1	2	2	0	0/0	0	7.2	13	11	11	2	1

PADILLA, MIRANDA

Yr.	Avg.	GP-GS	AB	R	H	2B	3B	HR	RBI	BB	SO	SB-ATT
2019	.000	45-0	5	20	0	0	0	0	0	1	2	1-1
2020	.125	23-10	16	8	2	1	0	0	2	1	6	0-0

Totals .095 68-10 21 28 2 1 0 0 2 2 8 1-1

PALMER, JORDAN

Yr.	Avg.	GP-GS	AB	R	H	2B	3B	HR	RBI	BB	SO	SB-ATT
2010	.400	24-1	15	11	6	0	0	0	1	0	1	0-0
2011	.500	43-0	4	23	2	1	0	0	1	3	0	5-6
Totals	.421	67-1	19	34	8	1	0	0	2	3	1	5-6

PARKER, ASHLEY

Yr.	Avg.	GP-GS	AB	R	H	2B	3B	HR	RBI	BB	SO	SB-ATT
2004	.313	53-52	163	29	51	3	0	0	5	7	31	13-19
2005	.262	41-40	122	18	32	2	1	0	5	11	19	7-8
2006	.279	54-53	183	25	51	4	1	0	8	7	30	34-37
2007	.379	51-51	174	40	66	6	1	1	15	14	36	24-28
Totals	.312	200-196	642	112	200	15	3	1	33	39	116	78-92

PARKER, HEATHER

Yr.	Avg.	GP-GS	AB	R	H	2B	3B	HR	RBI	BB	SO	SB-ATT
2004	.214	54-49	126	14	27	4	0	2	11	6	47	7-8
2005	.178	48-48	118	21	21	6	0	1	16	6	44	5-7
2006	.130	54-54	108	16	14	2	0	4	13	13	49	4-5
2007	.192	48-45	99	17	19	2	1	2	10	8	43	12-14
Totals	.180	204-196	451	68	81	14	1	9	50	33	183	28-34

PATIN, MONTANA

Yr.	Avg.	GP-GS	AB	R	H	2B	3B	HR	RBI	BB	SO	SB-ATT
2006	.284	45-37	109	11	31	6	0	4	18	11	13	2-4
2007	.280	41-36	107	14	30	3	0	1	23	15	18	2-4
2008	.321	56-55	165	19	53	10	1	7	44	20	15	7-7
Totals	.299	142-128	381	44	114	19	1	12	85	46	46	11-15

PEREZ, ADRIANA

Yr.	Avg.	GP-GS	AB	R	H	2B	3B	HR	RBI	BB	SO	SB-ATT
2012	.351	57-56	171	18	60	6	0	15	55	12	23	1-1
2013	.279	56-56	172	20	48	5	0	14	50	19	32	0-0
Totals	.315	113-112	343	38	108	11	0	29	105	31	55	1-1

PEREZ, ESMERELDA

Yr.	Avg.	GP-GS	AB	R	H	2B	3B	HR	RBI	BB	SO	SB-ATT
2002	.264	53-53	163	24	43	5	1	0	8	6	39	16-19
2003	.237	58-52	152	22	36	3	1	0	2	16	32	2-3
Totals	.250	111-105	315	46	79	8	2	0	10	22	39	18-22

PETERSON, SKYLER

Yr.	Avg.	GP-GS	AB	R	H	2B	3B	HR	RBI	BB	SO	SB-ATT
2010	.300	16-7	20	0	6	1	0	0	2	5	3	0-0

PHILLIPS, HILLARY

Yr.	Avg.	GP-GS	AB	R	H	2B	3B	HR	RBI	BB	SO	SB-ATT
2010	.000	13-3	0	0	0	0	0	0	1	0	0	0-0

Yr.	ERA	W-L	App	GS	CG	SHO/CBO	SV	IP	H	R	ER	BB	SO
2010	3.68	4-0	13	3	0	0-2	2	26.2	25	14	14	11	20

PLANCK, KASSY

Yr.	ERA	W-L	App	GS	CG	SHO/CBO	SV	IP	H	R	ER	BB	SO
2004	3.39	2-3	19	10	2	0/0	0	72.1	87	55	35	25	35

POWELL, CHEYENE

Yr.	ERA	W-L	App	GS	CG	SHO/CBO	SV	IP	H	R	ER	BB	SO
2016	5.61	7-6	34	16	2	0/0	0	88.2	109	80	71	50	33
2017	4.07	3-2	14	3	0	0/1	0	32.2	42	24	19	12	5
2018	4.15	3-5	24	15	0	0/0	0	55.2	60	41	33	35	23
Totals	4.86	13-13	72	34	2	0/1	0	177.0	211	145	123	97	61

POWELL, TAYLOR

Yr.	Avg.	GP-GS	AB	R	H	2B	3B	HR	RBI	BB	SO	SB-ATT
2011	.400	32-3	25	12	10	2	0	2	12	3	6	1-1
2012	.286	35-7	28	14	8	2	0	3	10	4	6	0-0
2013	.265	54-40	117	24	31	4	1	1	15	14	28	4-5
2014	.182	26-3	11	4	2	1	0	1	2	3	4	0-2
Totals	.282	147-53	181	54	51	9	1	7	39	24	44	5-8

POWELL, TESSA

Yr.	Avg.	GP-GS	AB	R	H	2B	3B	HR	RBI	BB	SO	SB-ATT
2004	.000	3-0	2	0	0	0	0	0	0	1	0	0-0

PRESTON, LAUREN

Yr.	Avg.	GP-GS	AB	R	H	2B	3B	HR	RBI	BB	SO	SB-ATT
2008	.160	33-21	50	5	8	0	0	0	2	3	14	2-3

RAINS, OLIVIA

Yr.	ERA	W-L	App	GS	CG	SHO/CBO	SV	IP	H	R	ER	BB	SO
2022	4.87	1-8	22	4	0	0/1	0	50.1	70	44	35	27	32
2023	4.31	1-2	21	2	1	1/0	1	39.0	47	26	24	20	25
2024	6.22	7-2	23	5	2	1/0	0	59.2	89	65	53	30	30
Totals	5.26	9-12	66	11	3	2/1	1	149.0	206	135	112	77	87

RAINES, CHASSETY

Yr.	Avg.	GP-GS	AB	R	H	2B	3B	HR	RBI	BB	SO	SB-ATT
2023	.241	31-11	29	13	7	1	1	0	2	7	10	3-4
2024	.000	26-6	9	8	0	0	0	0	0	2	3	1-2
Totals	.184	57-17	38	21	7	1	1	0	2	9	13	4-6

RAKIEY, DAWN

Yr.	Avg.	GP-GS	AB	R	H	2B	3B	HR	RBI	BB	SO	SB-ATT
1996	.189	45-45	106	7	20	2	0	0	9	3	13	3-3

RAMSEY, KIANI

Yr.	Avg.	GP-GS	AB	R	H	2B	3B	HR	RBI	BB	SO	SB-ATT
2016	.348	53-52	161	23	56	8	4	0	21	16	21	2-10
2017	.301	54-54	173	20	52	6	4	0	13	10	32	3-7
Totals	.323	107-106	334	43	108	14	8	0	34	26	53	5-17

RAWLS, GABBY

Yr.	Avg.	GP-GS	AB	R	H	2B	3B	HR	RBI	BB	SO	SB-ATT
2023	.250	28-3	12	13	3	0	0	0	0	2	5	2-3
2024	.500	12-0	2	2	1	0	0	0	2	0	1	0-0
Totals	.286	40-3	14	15	4	0	0	0	2	2	6	2-3

READY, ASHLEY

Yr.	Avg.	GP-GS	AB	R	H	2B	3B	HR	RBI	BB	SO	SB-ATT
2000	.227	31-23	66	4	15	2	0	0	3	4	16	0-0
2001	.174	11-6	23	1	4	0	0	0	1	3	3	2-2
2002	.154	15-12	26	1	4	1	0	0	1	2	9	0-0
Totals	.200	57-41	115	6	23	3	0	0	5	9	28	2-2

REEVES, KRISTEN

Yr.	Avg.	GP-GS	AB	R	H	2B	3B	HR	RBI	BB	SO	SB-ATT
2010	.176	15-4	17	6	3	0	0	0	2	1	4	1-1
2011	.250	8-0	0	8	2	0	0	0	1	0	3	0-0
Totals	.200	23-4	25	8	5	0	0	0	3	1	7	1-1

REEVES, SHELLY

Yr.	Avg.	GP-GS	AB	R	H	2B	3B	HR	RBI	BB	SO	SB-ATT
1996	.267	41-40	120	11	32	5	2	1	9	1	22	1-4

RENFRO, AMANDA

Yr.	Avg.	GP-GS	AB	R	H	2B	3B	HR	RBI	BB	SO	SB-ATT
1998	.000	2-0	0	0	0	0	0	0	0	0	0	0-0
1999	.000	1-0	0	0	0	0	0	0	0	0	0	0-0
2000	.159	18-15	44	1	7	0	0	0	4	5	14	0-0
2001	.000	0-0	0	0	0	0	0	0	0	0	0	0-0
Totals	.159	21-15	44	1	7	0	0	0	4	5	14	0-0

Yr.	ERA	W-L	App	GS	CG	SHO/CBO	SV	IP	H	R	
-----	-----	-----	-----	----	----	---------	----	----	---	---	--

RILEY, WHITNEY

Yr.	Avg.	GP-GS	AB	R	H	2B	3B	HR	RBI	BB	SO	SB-ATT
2005	.211	37-21	76	13	16	3	2	2	10	7	11	5-6
2006	.270	53-49	141	16	38	8	1	3	20	12	23	9-11
2007	.213	48-36	122	19	26	6	2	1	17	8	31	4-6
2008	.229	59-58	153	14	35	5	1	1	12	9	36	3-4
Totals	.234	186-164	492	67	115	22	6	7	59	36	101	21-27

ROBLES, KRISTI

Yr.	Avg.	GP-GS	AB	R	H	2B	3B	HR	RBI	BB	SO	SB-ATT
2002	.279	53-53	147	25	41	11	2	3	26	17	33	7-9
2003	.277	63-63	202	32	56	12	2	8	27	14	26	2-4
Totals	.278	116-116	349	57	97	23	4	11	53	31	59	9-13

RUSON, NICHOLE

Yr.	Avg.	GP-GS	AB	R	H	2B	3B	HR	RBI	BB	SO	SB-ATT
1996	.000	2-0	1	1	0	0	0	0	0	1	1	0-0

RUSSELL, BREANNA

Yr.	Avg.	GP-GS	AB	R	H	2B	3B	HR	RBI	BB	SO	SB-ATT
2018	.189	59-59	148	8	28	7	2	5	29	19	29	1-1
2019	.320	58-58	153	24	49	12	0	5	27	26	26	5-5
2020	.355	26-25	76	12	27	5	1	4	17	6	16	1-1
2021	.189	37-36	90	3	17	1	0	1	9	10	11	0-0
Totals	.259	180-178	467	47	121	25	3	15	82	61	82	7-7

RYBA, MELISA

Yr.	Avg.	GP-GS	AB	R	H	2B	3B	HR	RBI	BB	SO	SB-ATT
2012	.260	30-8	50	8	13	3	0	3	10	4	12	1-1

SATCHELL, TAYLOR

Yr.	Avg.	GP-GS	AB	R	H	2B	3B	HR	RBI	BB	SO	SB-ATT
2018	.154	47-45	39	6	6	1	1	1	3	8	12	0-0
2019	.296	58-58	159	41	47	11	1	10	42	13	32	8-12
Totals	.268	105-103	198	47	53	12	2	11	45	21	44	8-12

SAVEN, MADELYN

Yr.	Avg.	GP-GS	AB	R	H	2B	3B	HR	RBI	BB	SO	SB-ATT
2023	.056	15-4	18	5	1	0	0	1	4	0	5	0-0
2024	.200	4-0	5	0	1	1	0	0	0	0	3	0-0
Totals	.087	19-4	23	5	2	1	0	1	4	0	3	0-0

SCHMIDT, GRACE

Yr.	Avg.	GP-GS	AB	R	H	2B	3B	HR	RBI	BB	SO	SB-ATT
2019	.000	1-0	0	0	0	0	0	0	0	0	0	0-0

SCHWIRTLICH, KIRSTEN

Yr.	Avg.	GP-GS	AB	R	H	2B	3B	HR	RBI	BB	SO	SB-ATT
2016	.259	50-43	112	19	29	5	2	7	19	10	27	3-5

SCOTT, BROOKE

Yr.	Avg.	GP-GS	AB	R	H	2B	3B	HR	RBI	BB	SO	SB-ATT
2013	.116	41-26	43	8	5	1	0	0	1	8	18	1-2
2014	.200	45-7	20	19	4	0	0	1	1	4	7	4-4
2015	.240	50-50	104	25	25	4	0	2	13	16	31	15-19
2016	.238	55-55	122	22	29	5	1	3	17	7	26	7-10
Totals	.218	191-138	289	74	63	10	1	6	32	35	82	27-35

SCOTT, KASSIDY

Yr.	ERA	W-L	App	GS	CG	SHO/CBO	SV	IP	H	R	ER	BB	SO
2017	4.21	10-23	45	31	8	2/1	2	192.2	239	142	116	73	80
2018	4.22	11-11	41	21	7	1/0	0	144.1	176	112	87	64	69
Totals	4.22	21-34	86	52	15	3/1	2	337.0	415	254	203	137	149

SHUPP, MEGAN

Yr.	Avg.	GP-GS	AB	R	H	2B	3B	HR	RBI	BB	SO	SB-ATT
2006	.143	25-7	35	5	5	3	0	0	4	5	14	1-1
2007	.188	26-3	16	1	3	1	0	0	1	1	5	1-1
2008	.245	55-50	139	22	34	4	1	4	13	11	31	1-1
2009	.227	57-57	150	20	34	6	0	3	19	12	39	5-5
Totals	.241	163-117	340	48	82	14	1	7	37	29	89	8-8

Yr.	ERA	W-L	App	GS	CG	SHO/CBO	SV	IP	H	R	ER	BB	SO
2006	3.50	0-0	3	1	0	0/0	0	4.0	6	4	2	2	4

SIGALA, ELYSSA

Yr.	Avg.	GP-GS	AB	R	H	2B	3B	HR	RBI	BB	SO	SB-ATT
2003	.209	16-16	43	5	9	3	0	1	7	5	15	0-1
2004	.344	57-57	154	29	53	15	0	11	35	40	32	8-11
Totals	.315	73-73	197	34	62	18	0	12	42	45	47	8-12

SLATOR, ELIZABETH

Yr.	Avg.	GP-GS	AB	R	H	2B	3B	HR	RBI	BB	SO	SB-ATT
1996	.231	48-48	143	11	33	1	0	0	19	7	20	3-4

STEWART, MEAGAN

Yr.	Avg.	GP-GS	AB	R	H	2B	3B	HR	RBI	BB	SO	SB-ATT
2004	.154	12-2	13	3	2	0	0	0	1	0	5	1-1

STINES, AMIE

Yr.	ERA	W-L	App	GS	CG	SHO/CBO	SV	IP	H	R	ER	BB	SO
2002	4.89	2-13	27	15	5	0/0	0	96.0	124	79	67	41	44
2003	3.26	9-19	38	27	15	2/0	3	172.0	189	108	80	70	113
Totals	3.84	11-32	65	42	20	2/0	3	268.0	313	187	147	111	157

STRICKLAND, KAYLEE

Yr.	Avg.	GP-GS	AB	R	H	2B	3B	HR	RBI	BB	SO	SB-ATT
2015	.333	31-0	6	7	2	0	0	0	1	3	3	0-3
2016	.200	28-3	10	13	2	1	0	0	0	0	4	0-0
2017	.036	27-11	28	7	1	0	0	0	1	3	8	5-6
2018	.242	52-46	128	11	31	2	1	0	2	3	25	6-8
Totals	.209	138-60	172	38	36	3	1	0	4	9	40	11-17

STOLLE, BRITNEY

Yr.	Avg.	GP-GS	AB	R	H	2B	3B	HR	RBI	BB	SO	SB-ATT
2001	.230	50-44	122	11	28	5	0	1	6	5	22	6-9
2002	.250	31-21	68	7	17	3	0	0	6	3	15	3-3
2003	.000	8-5	14	2	0	0	0	0	0	0	0	0-0
2004	.216	52-48	139	10	30	6	0	0	7	12	10	4-7
Totals	.221	89-70	204	20	45	8	0	1	12	8	37	9-12

TALLEY, BRITTANY

Yr.	ERA	W-L	App	GS	CG	SHO/CBO	SV	IP	H	R	ER	BB	SO
2011	3.02	14-7	31	22	9	5/1	3	127.2	129	69	55	35	80
2012	2.21	12-5	30	19	6	2/0	1	130.0	123	47	41	23	66
2013	2.77	9-5	39	18	3	1/4	1	106.0	114	58	42	28	70
2014	2.45	9-2	30	18	3	1/1	0	97.1	87	44	34	26	64
Totals	2.61	44-19	130	77	21	9/6	5	461.0	453	218	172	112	280

THOMEY, DEVON

Yr.	Avg.	GP-GS	AB	R	H	2B	3B	HR	RBI	BB	SO	SB-ATT
2015	.355	50-48	141	35	50	12	3	7	39	16	31	12-16
2016	.045	19-3	22	1	1	1	0	0	0	3	6	0-0
2017	.267	51-47	146	28	39	4	2	5	21	18	28	2-3
Totals	.291	120-98	309	64	90	17	5	12	60	37	65	14-19

THOMPSON, MYAMIE

Yr.	Avg.	GP-GS	AB	R	H	2B	3B	HR	RBI	BB	SO	SB-ATT
2018	.267	19-2	15	1	4	0	0	1	3	0	4	0-1
2019	.000	3-0	0	1	0	0	0	0	0	0	0	0-0
2020	.083	11-6	12	2	1	0	0	0	1	0	7	0-1
Totals	.185	33-8	27	4	5	0	0	1	4	0	11	0-1

TILLET, KIM

Yr.	Avg.	GP-GS	AB	R	H	2B</
-----	------	-------	----	---	---	------

VILLA, ARIANA

Yr.	Avg.	GP-GS	AB	R	H	2B	3B	HR	RBI	BB	SO	SB-ATT
2021	.235	37-34	102	15	24	5	1	3	16	9	21	0-0
2022	.256	48-48	133	23	34	3	2	6	25	20	36	0-0
2023	.326	50-49	138	31	45	9	0	8	33	21	26	4-7
2024	.338	48-48	139	34	47	14	1	7	19	24	19	0-0
Total	.293	183-179	512	103	150	31	4	24	93	74	102	4-7

VLAHOS, MICHELL

Yr.	Avg.	GP-GS	AB	R	H	2B	3B	HR	RBI	BB	SO	SB-ATT
2002	.071	23-3	14	4	1	0	0	0	1	2	6	2-2

WAGNER, AMANDA

Yr.	Avg.	GP-GS	AB	R	H	2B	3B	HR	RBI	BB	SO	SB-ATT
2009	.000	3-0	3	0	0	0	0	0	0	0	2	0-0

WALL, GIGI

Yr.	ERA	W-L	App	GS	CG	SHO/CBO	SV	IP	H	R	ER	BB	SO
2020	2.02	2-2	13	8	1	0/2	0	41.2	33	23	12	10	35

WALLS, STEPHANIE

Yr.	Avg.	GP-GS	AB	R	H	2B	3B	HR	RBI	BB	SO	SB-ATT
1997	.246	49-48	122	17	30	0	0	0	12	7	12	10-13
1998	.071	59-57	14	52	1	1	0	0	18	5	14	11-16
1999	.246	66-66	167	13	41	5	1	0	16	7	31	9-11
Totals	.238	174-171	303	82	72	6	1	0	46	19	57	30-40

WARD, KERMITRIA

Yr.	Avg.	GP-GS	AB	R	H	2B	3B	HR	RBI	BB	SO	SB-ATT
2011	.281	40-12	32	13	9	0	0	0	3	2	5	5-5
2012	.200	43-7	25	15	5	0	1	0	2	1	5	12-13
Totals	.246	83-19	57	28	14	0	1	0	5	3	10	17-18

Yr.	ERA	W-L	App	GS	CG	SHO/CBO	SV	IP	H	R	ER	BB	SO
2011	3.32	5-2	21	2	1	1/0	3	52.2	52	28	25	17	51
2012	4.85	0-0	3	0	0	0/0	0	4.1	8	4	3	2	2
Totals	3.44	5-2	24	2	1	1/0	3	57.0	60	32	28	19	53

WARNECKE, BRITTANY

Yr.	Avg.	GP-GS	AB	R	H	2B	3B	HR	RBI	BB	SO	SB-ATT
2014	.179	28-22	39	5	7	2	0	1	3	13	10	0-0
2015	.234	48-47	124	14	29	4	0	5	26	19	35	1-2
2016	.303	52-52	142	19	43	8	0	7	24	16	34	1-1
2017	.215	55-55	144	16	31	4	0	6	27	17	32	0-2
Totals	.245	183-176	449	54	110	18	0	19	80	65	111	2-5

WARNER, LAUREN

Yr.	Avg.	GP-GS	AB	R	H	2B	3B	HR	RBI	BB	SO	SB-ATT
1999	.237	43-35	93	11	22	3	0	2	11	9	28	1-1

WASHINGTON, CAMAURY

Yr.	Avg.	GP-GS	AB	R	H	2B	3B	HR	RBI	BB	SO	SB-ATT
2014	.214	36-4	14	15	3	0	0	0	0	0	4	10-12
2016	.000	21-0	0	11	0	0	0	0	0	0	0	5-6
2017	.000	29-2	8	10	0	0	0	0	0	1	5	8-11
Totals	.136	86-6	22	36	3	0	0	0	0	1	9	23-29

WATKINS, ALEX

Yr.	Avg.	GP-GS	AB	R	H	2B	3B	HR	RBI	BB	SO	SB-ATT
2006	.241	36-10	54	2	13	3	0	1	8	1	19	0-0
2007	.333	14-3	18	0	6	1	0	0	2	0	6	0-0
2008	.150	23-9	40	0	6	1	0	0	0	2	10	0-0
2009	.293	54-51	150	17	44	11	0	6	29	11	39	0-1
Totals	.263	127-73	262	19	69	16	0	7	39	14	74	0-1

Yr.	ERA	W-L	App	GS	CG	SHO/CBO	SV	IP	H	R	ER	BB	SO
2007	4.38	0-1	9	1	0	0/1	0	16.0	18	16	10	15	7
2008	3.77	1-5	16	8	1	1/0	0	48.1	47	29	26	28	44
2009	5.29	4-18	34	22	13	0/0	0	161.1	184	138	122	88	130
Totals	4.90	5-24	59	31	14	1/1	0	225.2	249	183	158	131	181

WEATHERS, AIMEE

Yr.	Avg.	GP-GS	AB	R	H	2B	3B	HR	RBI	BB	SO	SB-ATT
1998	.257	61-60	171	24	44	12	1	4	23	12	20	3-5
1999	.227	61-59	181	12	41	11	0	1	12	7	22	3-7
Totals	.241	122-119	352	36	85	23	1	5	35	19	42	6-12

WEBER, SARAH

Yr.	Avg.	GP-GS	AB	R	H	2B	3B	HR	RBI	BB	SO	SB-ATT
2014	.600	22-1	10	5	6	0	0	0	0	1	1	0-0
2015	.262	30-12	42	10	11	3	0	0	4	5	12	1-2

2016	.200	18-3	15	1	3	0	0	0	0	2	5	1-2
2017	.143	24-1	21	4	3	0	0	0	0	8	6	0-1
Totals	.261	94-17	88	20	23	3	0	0	4	16	24	2-5

WELBORN, SUSAN

Yr.	Avg.	GP-GS	AB	R	H	2B	3B	HR	RBI	BB	SO	SB-ATT
2014	.161	33-9	31	5	5	1	0	0	1	5	6	3-3
2015	.257	47-44	113	18	29	6	0	4	17	15	24	2-4
2016	.256	54-54	121	18	31	6	0	11	29	18	33	0-0
2017	.222	40-40	117	21	26	8	0	7	18	14	27	2-2
Totals	.238	174-147	382	62	91	21	0	22	65	52	90	7-9

Yr.	ERA	W-L	App	GS	CG	SHO/CBO	SV	IP	H	R	ER	BB	SO
2015	350.0	0-0	2	1	0	0/0	0	0.1	1	6	5	8	0

WESTMORELAND, MADDIE

Yr.	Avg.	GP-GS	AB	R	H	2B	3B	HR	RBI	BB	SO	SB-ATT
2020	.296	17-13	27	3	8	0	0	2	7	6	6	0-0
2021	.271	23-20	59	4	16	2	0	2	9	2	13	0-0
2022	.209	22-12	43	2	9	2	0	2	7	1	9	0-0
Totals	.256	62-45	129	9	33	4	0	6	23	9	28	0-0

WHALEY, YVONNE

Yr.	Avg.	GP-GS	AB	R	H	2B	3B	HR	RBI	BB	SO	SB-ATT
2019	.291	43-33	79	13	26	4	0	0	8	1	8	1-2
2020	.326	22-19	46	14	15	2	1	0	6	8	3	8-9
2021	.342	46-44	146	24	50	9	0	1	15	9	10	8-9
Totals	.325	111-96	271	51	88	15	1	1	29	18	21	17-20

WHEELER, RACHEL

Yr.	Avg.	GP-GS	AB	R	H	2B	3B	HR	RBI	BB	SO	SB-ATT
2007	.000	2-0	2	0	0	0	0	0	0	0	1	0-0

Yr.	ERA	W-L	App	GS	CG	SHO/CBO	SV	IP	H	R	ER	BB	SO
2007	4.50	0-0	2	0	0	0/0	0	4.2	2	3	3	9	1

WHILLOCK, TORI

Yr.	Avg.	GP-GS	AB	R	H	2B	3B	HR	RBI	BB	SO	SB-ATT
2020	.286	22-7	21	9	6	0	1	0	3	2	1	1-3

WIKE, ROBIN

Yr.	Avg.	GP-GS	AB	R	H	2B	3B	HR	RBI	BB	SO	SB-ATT
2006	.175	40-39	80	5	14	4	0	2	11	3	22	0-1
2007	.194	46-44	103	6	20	3	0	1	8	6	26	0-1
2008	.206	53-52	131	17	27	3	1	3	14	4	21	1-1
Totals	.194	139-135	314	28	61	10	1	6	33	13	69	1-3

WILLIS, RANCI

Yr.	ERA	W-L	App	GS	CG	SHO/CBO	SV	IP	H	R	ER	BB	SO
2022	5.79	0-0	8	0	0	0/0	0	9.2	11	11	8	10	2
2023	5.25												

WYCKOFF, KAILEY

Yr.	Avg.	GP-GS	AB	R	H	2B	3B	HR	RBI	BB	SO	SB-ATT
2023	.393	52-46	150	40	59	15	5	9	31	12	16	1-2
2024	.407	50-49	145	37	59	12	2	7	35	18	12	3-3
Totals	.400	102-95	295	77	118	27	7	16	66	30	28	4-5

YOCUM, DANA

Yr.	Avg.	GP-GS	AB	R	H	2B	3B	HR	RBI	BB	SO	SB-ATT	
2000	.050	8-8	20	0	1	0	0	0	0	0	4	0-0	
Yr.	ERA	W-L	App	GS	CG	SHO/CBO	SV	IP	H	R	ER	BB	SO
2000	3.34	4-11	19	15	5	0/0	0	90.0	96	63	43	23	35

ZARAGOZA, DEVIN

Yr.	Avg.	GP-GS	AB	R	H	2B	3B	HR	RBI	BB	SO	SB-ATT
2005	.230	35-21	61	11	14	0	0	0	2	3	18	5-6
2006	.214	40-22	70	11	15	1	0	0	2	5	22	6-9
2007	.302	49-45	139	29	42	4	0	1	9	9	25	7-10
2008	.331	58-58	172	24	57	8	0	0	16	16	19	7-8
Totals	.290	182-146	442	75	128	13	0	1	29	33	84	25-33

ZAMARRIPA, OLGA

Yr.	Avg.	GP-GS	AB	R	H	2B	3B	HR	RBI	BB	SO	SB-ATT
2018	.091	23-0	11	5	1	0	0	0	1	0	8	2-3
2019	.000	31-0	1	14	0	0	0	0	1	0	0	6-6
2020	.000	4-0	3	0	0	0	0	0	0	0	0	0-0
Totals	.067	58-0	15	19	1	0	0	0	2	0	8	8-9

ZOCH, MISSY

Yr.	ERA	W-L	App	GS	CG	SHO/CBO	SV	IP	H	R	ER	BB	SO
2019	2.71	18-10	41	28	8	1/3	1	157.2	132	77	61	87	163
2020	2.53	4-3	10	8	1	0/0	0	44.1	32	19	16	19	56
2021	3.61	12-12	26	22	10	3/0	0	126.0	108	75	65	97	124
Totals	3.03	34-25	77	58	19	4/3	1	328.0	272	171	142	203	343

RED BOLD denotes current student athletes

ROCKY JOHNSON FIELD - HOME OF THE RED RAIDERS

Rocky Johnson Field, the home of the Red Raider softball team since the 2001 season, is now one of the finest softball venues in the Big 12, after several renovations have been completed in the decades that followed.

The original field was constructed at a cost of \$2.5 million and would have not been possible without the kind support of James L. "Rocky" Johnson, who was a distinguished alumnus of the Rawls College of Business at Texas Tech and was CEO of GTE for many years. He also served on the Texas Tech Board of Regents.

The Barbara Peevy Press Box was added prior to the 2001 season. With two television/radio booths and seating for a dozen media members, the building has the potential to expand to accommodate more because of the ample space behind primary seating areas.

The Red Raiders played their first-ever game at Rocky Johnson Stadium on March 29, 2001, when Tech topped in-state rival and 20th-ranked Texas A&M, 1-0, in the opening game of an afternoon doubleheader. Tech has gone on to defeat 15 more ranked teams since then en route to a 235-186 record all-time at the complex.

Major renovations to the field and dugout areas were realized in time for the 2009 season and then, in time for the 2010 season, construction concluded on a state-of-the-art indoor facility. The softball complex located just outside the left field fence includes coaching offices, a meeting room, a players' lounge, equipment rooms and locker rooms. In addition, the Red Raider softball team now has the luxury of also practicing in their new indoor and outdoor batting cages, thanks to these renovations.

The inclusion of a state-of-the-art team facility which also includes complete athletic training and equipment storage areas along with a luxurious team room can play host to pre-event functions and will serve as an overflow media center during tournaments.

In the summer of 2010, Rocky Johnson Field played host to a weeklong professional series of softball, featuring the Orlando and Chicago franchises who boasted a number of USA national players on their

rosters, which culminated in a Saturday evening game of the week on the ESPN family of networks. The more than 2,600 fans in attendance represented the largest crowd to ever attend a softball game on campus.

Prior to the 2012 season, Texas Tech added just over 500 seats to the complex, pushing the facility's official capacity to just under 1,100, one of the largest in the conference. The project, which replaced the grass berms over the first and third base dugouts, allowed for seating to be available all the way down the baselines up until each team's bullpen. The renovation marked the second for Tech since the facility officially opened in 2001.

The 2019 and 2022 seasons saw some of the largest crowds at The Rock since its opening. In a series against Texas in April of 2019, 2,687 fans attended over a three-game stretch to set a program record including the record for most fans at a single game, 1,294, which still holds as Tech heads into the 2024 season.

Then, three seasons later, in a series against Oklahoma, the attendance record was crushed as The Rock saw 3,569 fans attend over the three-game series. That marks the only time that three consecutive games have seen over 1,000 fans in the stands.

The record was on watch in the Red Raiders final home series of the 2023 season against Oklahoma State as 2,148 fans attended the first two games of the series when fans were treated to a 4-3 walk-off victory over the No. 7 ranked Cowgirls in extra innings.

After the 2023 season, the Rocky Johnson was renovated to add artificial turf, updated outfield walls, a reconstruction of the bullpen and improved speakers to further enhance the fan and student-athlete experience.

■ A state-of-the-art HD video board was installed prior to the start of the 2017 home campaign. The structure measures 24.33 feet by 13.4 feet and contains a brand new scoreboard system underneath. The video board is operated from the control room at the United Supermarkets Arena.



ROCKY JOHNSON FIELD QUICK FACTS

Dimensions: 200 x 220 x 200
 Surface: Artificial Turf
 Fence Height: 6 feet
 Capacity: 1,181
 Video board: 24.33' x 13.5'



ROCKY JOHNSON RECORDS

ROCKY JOHNSON FIELD RECORDS

Single-Season Winning Percentage

2012 - 18-4 (.818) | 2020 - 6-0 (1.000)*

*season cut short due to COVID-19 outbreak

Most Wins in a Single Season

26 - 2011

Most Losses in a Single Season

14 - 2017

First Game at Rocky Johnson Field

March 29, 2001 vs. Texas A&M (DH)

First Victory at Rocky Johnson Field

March 29, 2001- Texas Tech 1, Texas A&M 0

TOP CROWDS ALL-TIME AT "THE ROCK"

- 1,294 on April 7, 2019 vs. Texas
- 1,260 on April 10, 2022 vs. Oklahoma
- 1,258 on March 23, 2019 vs. Oklahoma
- 1,257 on April 25, 2015 vs. Texas
- 1,248 on March 27, 2011 vs. Missouri
- 1,223 on March 24, 2019 vs. Oklahoma
- 1,209 on April 9, 2022 vs. Oklahoma
- 1,175 on April 30, 2022 vs. Texas
- 1,145 on April 29, 2023 vs. Oklahoma State
- 1,101 on May 5, 2024 vs. Texas
- 1,100 on April 8, 2022 vs. Oklahoma
- 1,097 on May 3, 2024 vs. Texas
- 1,093 on March 16, 2024 vs Oklahoma
- 1,056 on March 15, 2024 vs Oklahoma
- 1,025 on April 28, 2013 vs. Texas

TOP 25 WINS AT ROCKY JOHNSON FIELD

- March 29, 2001 - vs. #20 Texas A&M (1-0, 10 innings)
- March 19, 2003 - vs. #22 Texas A&M (4-1)
- April 1, 2006 - vs. #15 Texas A&M (3-2)
- April 22, 2010 - vs. #7 Oklahoma State (DH) (6-0, 4-1)
- April 1, 2011 - vs. #14 Oklahoma (5-0)
- April 11, 2012 - vs. #5 Texas (5-2)
- April 18, 2012 - vs. #19 Texas A&M (8-6)
- April 20, 2012 - vs. #25 Baylor (3-1)
- April 22, 2012 - vs. #25 Baylor (6-5)
- April 10, 2015 - vs. #25 Kansas (8-7)
- April 12, 2015 - vs. #25 Kansas (5-4)
- March 30, 2018 - vs. #25 Oklahoma State (4-3, 8 innings)
- April 6, 2019 - vs. #11 Texas (3-2)
- April 14, 2023 - vs. #18 Baylor (10-8)
- April 29, 2023 - vs. #7 Oklahoma State (4-3, 8 innings)

YEAR-BY-YEAR RECORD

YEAR	RECORD	WIN %
2001*	5-5	.500
2002	3-12	.200
2003	8-10	.444
2004	12-12	.500
2005	6-10	.375
2006	4-7	.364
2007	0-7	.000
2008	13-6	.684
2009	1-9	.100
2010	21-7	.750
2011	26-9	.743
2012	18-4	.818
2013	9-12	.429
2014	17-6	.739
2015	7-8	.467
2016	11-7	.611
2017	4-14	.222
2018	11-9	.533
2019	16-6	.615
2020+	6-0	1.000
2021	12-12	.500
2022	13-9	.591
2023	13-7	.650
2024	9-10	.474
TOTAL	244-196	.555



The 2022 Oklahoma series marked the largest three-day total in program history as 3,569 fans were on hand to watch the Red Raiders take on their Big 12 rival.



Texas Tech finished construction of its state-of-the-art softball facility prior to the 2010 season. The clubhouse features locker rooms, meeting areas and a players' lounge.



As part of its new softball facility, Texas Tech added indoor batting cages which allow the Red Raiders to work on their swing all year.

* First game at "The Rock" was delayed until March 29, 2001, against No. 20 Texas A&M.

ALL-TIME RECORDS vs. OPPONENTS

BIG 12 OPPONENTS

ARIZONA _____	1-12	BYU _____	4-2	KANSAS _____	35-42
ARIZONA STATE _____	1-9	HOUSTON _____	5-6	OKLAHOMA STATE _____	25-51
BAYLOR _____	22-60	IOWA STATE _____	44-25	UCF _____	4-6
				UTAH _____	3-4

NON-CONFERENCE OPPONENTS

ABILENE CHRISTIAN _____	17-4	FLORIDA STATE _____	3-2	MISSISSIPPI VALLEY STATE _____	2-0	SOUTH DAKOTA STATE _____	4-0
ADAMS STATE _____	1-0	FRESNO STATE _____	1-5	MONMOUTH _____	1-0	SOUTH FLORIDA _____	0-2
AKRON _____	0-1	FURMAN _____	2-0	MONTANA _____	2-1	SOUTHEAST MISSOURI STATE _____	1-1
ALABAMA _____	1-3	GARDNER-WEBB _____	4-0	MOREHEAD STATE _____	1-0	SOUTHEASTERN LOUISIANA _____	1-1
ALCORN STATE _____	2-1	GEORGIA _____	1-2	MURRAY STATE _____	1-0	SOUTHERN _____	2-0
APPALACHIAN STATE _____	1-0	GEORGIA SOUTHERN _____	3-0	NEBRASKA _____	8-31	SOUTHERN ILLINOIS _____	0-2
ARKANSAS _____	2-5	GEORGIA STATE _____	1-0	NEW MEXICO _____	28-17	SOUTHERN UTAH _____	2-1
ARMY _____	1-0	GEORGIA TECH _____	0-1	NEW MEXICO STATE _____	27-13	SOUTHWESTERN LOUISIANA _____	0-1
AUBURN _____	1-3	GRAND CANYON _____	1-1	NEVADA _____	2-1	ST. BONAVENTURE _____	0-1
AUSTIN PEAY _____	1-0	HARTFORD _____	1-0	NICHOLLS STATE _____	2-1	ST. JOHN'S _____	2-0
BETHUNE-COOKMAN _____	1-0	HARVARD _____	1-2	NORTH ALABAMA _____	1-0	STANFORD _____	1-13
BINGHAMTON _____	3-0	HAWAII _____	2-3	NORTH CAROLINA _____	0-3	STEPHEN F. AUSTIN _____	5-4
BOISE STATE _____	6-2	HOFSTRA _____	2-2	NORTH CAROLINA CENTRAL _____	3-0	STONY BROOK _____	2-0
BOSTON COLLEGE _____	1-0	HOUSTON BAPTIST _____	3-0	NORTH CAROLINA STATE _____	0-1	SYRACUSE _____	1-1
BOSTON UNIVERSITY _____	1-0	HOWARD _____	3-0	NORTH DAKOTA _____	2-0	TARELTON STATE _____	3-1
BOWLING GREEN _____	4-0	IDAHO STATE _____	3-0	NORTH DAKOTA STATE _____	1-2	TEMPLE _____	2-0
BRADLEY _____	1-0	ILLINOIS _____	3-1	NORTH TEXAS _____	13-7	TENNESSEE _____	0-3
BROWN _____	1-0	ILLINOIS-CHICAGO _____	0-2	NORTHEAST LOUISIANA _____	0-2	TEXAS _____	11-60
BRYANT _____	4-0	ILLINOIS STATE _____	1-1	NORTHEASTERN ILLINOIS _____	2-0	TEXAS A&M _____	12-29
BUTLER _____	1-0	INCARNATE WORD _____	2-0	NORTHERN COLORADO _____	11-1	TAMU-CORPUS CHRISTI _____	9-7
BUFFALO _____	3-1	INDIANA _____	1-0	NORTHERN ILLINOIS _____	2-0	TEXAS LUTHERAN _____	2-0
CALIFORNIA _____	2-4	IOWA _____	3-1	NORTHWESTERN _____	3-4	TEXAS SOUTHERN _____	2-0
CALIFORNIA BAPTIST _____	1-0	IPFW _____	1-1	NW OKLAHOMA STATE _____	2-0	TEXAS STATE _____	22-16
CAL POLY _____	1-3	JACKSON STATE _____	5-1	NORTHWESTERN STATE _____	4-0	TEXAS WOMAN'S _____	1-0-1
CAL STATE FULLERTON _____	3-8	JACKSONVILLE _____	4-0	NOTRE DAME _____	1-4	TOWSON _____	1-0
CAL STATE NORTHRIDGE _____	2-3	JACKSONVILLE STATE _____	1-0	OHIO _____	1-1	TROY _____	2-0
CAMPBELL _____	1-0	JAMES MADISON _____	1-1	OHIO STATE _____	2-0	TULSA _____	5-10
CANISIUS _____	0-1	KANSAS CITY _____	13-2	OKLAHOMA _____	7-68	UAB _____	2-1
CENTENARY _____	1-0	KENT STATE _____	1-0	OKLAHOMA CHRISTIAN _____	1-2	UC DAVIS _____	3-0
CENTRAL ARKANSAS _____	2-2	KENTUCKY _____	3-1	OKLAHOMA CITY _____	5-7	UC RIVERSIDE _____	3-3
CHARLOTTE _____	1-1	LAMAR _____	1-1	OMAHA _____	1-0	UC SAN DIEGO _____	1-0
CHATTANOOGA _____	2-0	LIBERTY _____	4-1	OREGON _____	3-7	UC SANTA BARBARA _____	1-1
CLEMSON _____	0-1	LONG BEACH STATE _____	2-5	OREGON STATE _____	2-4	UCLA _____	0-5
COLLEGE OF CHARLESTON _____	2-0	LONG ISLAND _____	1-1	PACIFIC _____	5-1	UNLV _____	5-5
COLORADO STATE _____	4-6	LOUISIANA-LAFAYETTE _____	0-3	PENN STATE _____	2-2	UT ARLINGTON _____	16-7
COLUMBIA _____	5-0	LOUISIANA TECH _____	4-0	PORTLAND STATE _____	1-1	UTEP _____	16-6
CORNELL _____	1-0	LOUISVILLE _____	1-1	PRAIRIE VIEW A&M _____	1-1	UT-PERMIAN BASIN _____	2-0
COASTAL CALIFORNIA _____	0-1	LOYOLA CHICAGO _____	2-1	PURDUE _____	1-4	UTSA _____	18-11
CONNECTICUT _____	0-1	LSU _____	1-10	QUINNIPIAC _____	0-1	UTAH STATE _____	2-0
CREIGHTON _____	1-1	MCNEESE STATE _____	5-2	RHODE ISLAND _____	2-0	UTAH VALLEY _____	5-1
DAYTON _____	6-0	MAINE _____	8-0	RIDER _____	1-0	VALPARAISO _____	2-0
DELAWARE STATE _____	2-0	MANHATTAN _____	4-0	RUTGERS _____	1-1	VERMONT _____	1-0
DEPAUL _____	3-2	MARIST _____	3-0	SACRAMENTO STATE _____	2-0	VIRGINIA _____	1-0
DETROIT _____	1-0	MARYLAND _____	3-2	SAINT FRANCIS _____	0-2	WAGNER _____	1-0
DRAKE _____	3-2	MASSACHUSETTS _____	0-2	SAINT LOUIS _____	1-0	WASHINGTON _____	1-13
EAST CAROLINA _____	0-1	MCNEESE STATE _____	0-2	SAINT MARY'S (TX) _____	2-0	WEBER STATE _____	1-1
EASTERN KENTUCKY _____	1-0	MEMPHIS _____	0-3	SAINT PETER'S COLLEGE _____	1-0	WESTERN KENTUCKY _____	1-1
EASTERN MICHIGAN _____	1-0	MERRIMACK COLLEGE _____	2-0	SAM HOUSTON STATE _____	4-4	WESTERN MICHIGAN _____	0-1
EASTERN NEW MEXICO _____	9-0	MICHIGAN _____	0-1	SAN DIEGO _____	1-1	WESTERN NEW MEXICO _____	1-0
EVANSVILLE _____	4-1	MICHIGAN STATE _____	1-0	SAN DIEGO STATE _____	8-6	WISCONSIN-GREEN BAY _____	1-1
FAIRFIELD _____	2-0	MIDDLE TENNESSEE STATE _____	2-0	SAN JOSE STATE _____	4-0	WICHITA STATE _____	7-7
FAIRLEIGH DICKINSON _____	2-0	MIDWESTERN STATE _____	1-0	SANTA CLARA _____	3-1	WISCONSIN _____	3-1
FLORIDA _____	0-4	MINNESOTA _____	4-2	SEATTLE _____	2-0		
FLORIDA A&M _____	3-1	MISSOURI _____	12-27	SETON HALL _____	3-1		
FLORIDA ATLANTIC _____	0-3	MISSOURI STATE _____	1-1	SONOMA STATE _____	2-0		
FLORIDA GULF COAST _____	1-0	MISSISSIPPI _____	1-2	SOUTH CAROLINA _____	3-0		
FLORIDA INTERNATIONAL _____	1-0	MISSISSIPPI STATE _____	1-2	SOUTH DAKOTA _____	1-2		



BIG 12 CONFERENCE OPPONENT SERIES HISTORY

ARIZONA (1-12)

Home: 0-0; Away: 1-6; Neutral: 0-4

3-7-98	L	0-10	Away
3-7-98	W	6-0	Away
3-6-99	L	0-4	Away
5-18-01	L	0-8	Neutral
3-14-02	L	0-8	Neutral
3-8-03	L	0-10	Neutral
3-9-03	L	0-1	Neutral
2-18-06	L	0-6	Away
2-24-06	L	1-3	Neutral
2-16-07	L	0-1	Away
2-18-07	L	1-8	Away
5-22-11	L	2-10 (6)	Away

ARIZONA STATE (1-9)

Home: 0-0; Away: 0-7; Neutral: 1-2

2-9-02	L	1-6	Away
2-13-04	L	0-3	Neutral
3-9-07	L	1-10	Away
3-10-07	L	6-7	Away
3-11-07	L	3-12	Away
2-9-08	L	0-2	Neutral
3-24-16	L	1-3	Away
3-25-16	L	3-4	Away
3-26-16	L	3-7	Away
2-21-19	W	8-0 (5)	Neutral

BAYLOR (22-60)

Home: 5-29; Away: 11-26; Neutral: 6-5

4-10-81	L	2-8	Away
4-16-82	L	0-3	Away
4-20-83	L	0-1	Neutral
4-8-84	L	0-1	Away
4-12-85	L	0-2	Neutral
4-12-85	W	2-1	Neutral
4-13-85	W	3-0	Neutral
2-9-96	L	0-9	Home
2-11-96	L	6-13	Home
2-11-96	L	1-2	Home
2-27-97	L	1-6	Neutral
4-19-97	L	0-1	Away
4-19-97	L	0-3	Away
5-2-97	L	0-1	Neutral
4-18-98	W	2-0	Home
4-18-98	W	7-6	Home
3-27-99	L	1-3	Away
3-27-99	L	1-2	Away
4-24-00	L	1-3	Home
4-24-00	L	6-7	Home
4-11-01	L	0-2	Away
4-11-01	W	3-1	Away
5-10-01	W	8-0	Neutral
3-20-02	L	0-7	Home
3-20-02	L	0-2	Home
2-28-03	L	0-3	Neutral
4-8-03	L	0-2	Away
4-8-03	W	1-0	Away
4-9-04	L	0-4	Away
4-10-04	L	4-7	Away
4-25-05	L	7-9	Home
4-26-05	L	2-10	Home
3-25-06	L	0-1	Away
3-26-06	L	0-4	Away
4-6-07	L	9-14	Home
5-11-07	W	8-4	Neutral
4-19-08	W	4-1	Away
4-20-08	W	4-3	Away
3-21-09	L	1-2	Home
3-22-09	L	1-6	Home
4-3-10	L	0-1	Away
4-5-10	W	1-0	Away
4-6-11	L	1-5	Home
4-6-11	L	3-10	Home
4-20-12	W	3-1	Home
4-21-12	L	4-8	Home
4-22-12	W	6-5	Home
5-2-13	L	2-8	Away
5-3-13	L	5-10	Away
5-4-13	W	6-4	Away
3-28-14	L	1-14 (6)	Home
3-29-14	L	4-6	Home
3-30-14	L	0-2	Home
4-02-15	L	0-3	Away
4-03-15	L	0-5	Away
4-04-15	L	5-6	Away
4-29-16	L	2-9	Home
4-30-16	L	2-15 (5)	Home
5-1-16	L	6-16 (5)	Home
3-31-17	L	1-5	Away
3-31-17	L	3-6	Away
4-1-17	L	0-4	Away
4-6-18	L	8-12	Home
4-7-18	L	0-2	Home
4-8-18	L	1-5	Home
5-11-18	W	6-5	Neutral
4-12-19	W	6-2	Away
4-13-19	W	11-2 (6)	Away
4-14-19	W	11-6	Away
3-26-21	L	2-5	Home
3-27-21	L	2-8	Home
3-28-21	L	2-5 (8)	Home
5-14-21	W	8-6	Neutral
4-22-22	L	0-1	Away
4-23-22	L	0-4	Away
4-24-22	W	2-0	Away
4-14-23	W	10-8	Home
4-15-23	L	11-16	Home
4-16-23	L	5-8	Home
4-5-24	W	4-3	Away
4-6-24	L	1-2	Away
4-7-24	L	3-11 (6)	Away

SERIES NOTES

Last Win in Tucson	3/7/98 (6-0)
Last Win at Home	n/a
Highest Scoring Game	12 (5/22/11)
Largest Margin of Victory	6, (3/7/98)
Largest Margin of Defeat	10, twice
Most Runs by Texas Tech	6 (3/7/98)
Most Runs by Arizona	10, three times

SERIES NOTES

Last Win in Tempe	n/a
Last Win at Home	
Highest Scoring Game	15 (3/11/07)
Largest Margin of Victory	8 (2/21/19)
Largest Margin of Defeat	9, twice
Most Runs by Texas Tech	8 (2/21/19)
Most Runs by Arizona State	12 (3/11/07)

SERIES NOTES

Last Win in Waco	4/5/24 (4-3)
Last Win at Home	4/14/12 (10-8)
Highest Scoring Game	27 (4/15/07)
Largest Margin of Victory	8, three times
Largest Margin of Defeat	13, twice
Most Runs by Texas Tech	11, three times
Most Runs by Baylor	16 (4/15/23)

BIG 12 CONFERENCE OPPONENT SERIES HISTORY

BYU (4-2)

Home: 0-0 | Away: 2-1 | Neutral: 2-1

3-15-01	W	5-4	Neutral
2-10-11	W	7-5 (9)	Neutral
2-28-20	L	5-8	Neutral
3-7-24	W	10-5	Away
3-8-24	W	15-0 (5)	Away
3-9-24	L	8-10	Away

HOUSTON (5-6)

Home: 0-0 | Away: 4-3 | Neutral: 1-3

2-2-02	L	4-6	Neutral
2-2-03	W	4-2	Neutral
2-23-03	W	6-5	Away
2-9-18	L	1-4	Neutral
2-10-18	L	2-8	Neutral
2-22-20	L	1-2	Away
2-12-22	W	1-0	Away
2-13-22	L	1-3	Away
4-26-24	W	7-6	Away
4-27-24	L	0-8 (6)	Away
4-28-24	W	5-2	Away

IOWA STATE (44-25)

Home: 20-12 | Away: 20-12 | Neutral: 4-1

3-14-84	W	2-1	Neutral
4-6-96	L	0-8	Away
4-6-96	L	1-11	Away
4-7-96	L	0-8	Away
5-10-96	L	3-4	Neutral
4-11-98	W	2-1	Home
4-11-98	W	1-0	Home
5-1-98	W	3-1	Neutral
4-18-99	L	0-4	Away
4-18-99	W	1-0	Away
4-29-00	W	3-2	Away
4-30-00	L	1-6	Away
4-28-01	L	3-7	Home
4-29-01	W	2-0	Home
3-23-02	L	2-5	Home
3-24-02	L	2-10	Home
4-27-03	L	3-6	Away
4-28-03	W	6-4	Away
3-27-04	W	8-5	Home
3-28-04	L	4-7	Home
4-2-05	W	3-1	Away
4-3-05	W	5-2	Away
4-8-06	W	2-0	Home
4-9-06	W	4-3	Home
4-14-07	L	0-3	Away
4-15-07	W	5-0	Away
4-26-08	W	6-1	Home
4-27-08	W	4-3	Home
3-28-09	L	2-7	Away
3-29-09	W	4-3	Away
3-27-10	W	6-3	Home
3-28-10	L	2-4	Home
4-9-11	W	15-5	Away
4-10-11	W	16-5	Away
3-30-12	W	19-7 (5)	Home
3-31-12	W	6-2	Home
4-1-12	W	5-3 (8)	Home
4-19-13	L	5-6	Away
4-20-13	W	6-4	Away
4-21-13	W	15-5	Away
4-25-14	W	15-0 (5)	Home
4-26-14	L	9-13	Home
4-27-14	W	10-1 (5)	Home
5-02-15	L	2-5	Away
5-02-15	W	2-1 (8)	Away
5-03-15	W	6-5	Away
4-22-16	L	6-8	Home
4-23-16	W	5-3	Home
4-24-16	W	13-5 (5)	Home
3-24-17	W	18-4 (5)	Away
3-26-17	W	6-2	Away
3-26-17	W	4-2	Away
5-13-17	W	1-0	Neutral
4-20-18	L	3-5	Home
4-21-18	L	5-7	Home
4-22-18	W	5-3	Home
3-30-19	W	8-3	Away
3-30-19	L	5-6	Away
3-31-19	W	8-4	Away
4-30-21	L	1-4	Home
5-1-21	L	3-6	Home
5-2-21	W	3-2	Home
4-14-22	L	9-10	Away
4-15-22	W	11-1 (5)	Away
4-16-22	W	9-1 (5)	Away
3-31-23	L	2-3	Home
4-1-23	W	8-4	Home
4-2-23	W	7-5	Home
5-8-24	W	10-9 (8)	Neutral

SERIES NOTES

Last Win in Provo	3/8/24 (15-0)
Last Win at Home	n/a
Highest Scoring Game	18 (3/9/24)
Largest Margin of Victory	15 (3/8/24)
Largest Margin of Defeat	3 (2/28/20)
Most Runs by Texas Tech	15 (3/8/24)
Most Runs by BYU	10, (3/9/24)

SERIES NOTES

Last Win in Houston	4/28/24 (5-2)
Last Win at Home	n/a
Highest Scoring Game	13 (4/26/24)
Largest Margin of Victory	3 (4/28/24)
Largest Margin of Defeat	8 (4/27/24)
Most Runs by Texas Tech	7 (4/26/24)
Most Runs by Houston	8, twice

SERIES NOTES

Last win in Ames	4/16/22 (9-1)
Last win at Home	4/2/23 (7-5)
Highest Scoring Game	26 (3/30/12)
Largest Margin of Victory	15 (4/25/14)
Largest Margin of Defeat	10 (4/6/96)
Most Runs by Texas Tech	19 (3/30/12)
Most Runs by Iowa State	13 (4/26/14)



BIG 12 CONFERENCE OPPONENT SERIES HISTORY

KANSAS (35-42)

Home: 16-21 | Away: 15-16 | Neutral: 2-4

3-11-84	W	4-2	Neutral
3-12-85	L	2-3	Neutral
3-1-96	L	2-6	Neutral
4-13-96	L	1-5	Home
4-13-96	W	5-4	Home
4-14-96	L	0-8	Home
3-29-97	L	0-7	Home
3-29-97	L	4-7	Home
3-28-98	W	3-1	Away
3-28-98	L	0-5	Away
3-5-99	L	0-1	Neutral
4-11-99	L	1-4	Home
4-11-99	W	4-1	Home
4-8-00	W	8-0	Away
4-9-00	W	1-0	Away
4-7-01	W	6-3	Home
4-8-01	W	1-0	Home
4-13-02	L	0-9	Away
4-14-02	L	0-1	Away
5-2-02	L	1-2	Neutral
4-5-03	L	6-7	Home
4-6-03	W	8-4	Home
5-1-03	W	5-1	Neutral
4-3-04	L	1-2	Away
4-4-04	L	1-4	Away
5-12-04	L	1-5	Neutral
4-30-05	L	0-3	Home
5-1-05	L	0-10	Home
4-15-06	L	0-1	Away
4-16-06	L	2-3	Away
4-21-07	L	1-4	Home
4-22-07	L	3-5	Home
3-29-08	L	0-1	Away
3-29-08	L	7-12	Away
4-4-09	L	0-10	Home
4-5-09	W	4-2	Home
4-24-10	W	4-2	Away
4-25-10	W	4-1	Away
5-15-10	W	5-3	Neutral
4-13-11	L	5-9	Home
4-13-11	W	10-0 (5)	Home
4-28-12	W	4-1	Away
4-28-12	L	4-5	Away
4-5-13	L	3-4	Home
4-6-13	L	0-3	Home
4-7-13	L	0-4	Home
4-17-14	W	7-5	Away
4-18-14	W	9-7 (9)	Away
4-19-14	W	1-0	Away
4-10-15	W	8-7	Home
4-11-15	L	9-11 (10)	Home
4-12-15	W	5-4	Home
4-15-16	L	0-10 (5)	Away
4-16-16	L	2-6	Away
4-17-16	L	1-9	Away
4-7-17	L	5-8	Home
4-8-17	L	4-5	Home
4-9-17	W	9-3	Home
4-27-18	W	4-2 (8)	Away
4-28-18	W	11-7	Away
4-29-18	W	1-0	Away
4-18-19	L	4-6	Home
4-19-19	W	10-2 (5)	Home
4-20-19	W	4-1	Home
5-10-19	W	7-3	Neutral
4-16-21	W	8-4 (8)	Away
4-17-21	L	0-3	Away
4-18-21	W	5-4 (8)	Away
4-1-22	W	12-9	Home
4-2-22	W	5-2	Home
4-3-22	L	4-10	Home
4-22-23	W	6-1	Away
4-23-23	L	0-1	Away
4-24-23	L	0-3	Away
4-12-24	W	6-5	Home
4-13-24	L	12-15 (8)	Home
4-14-24	W	4-2	Home

OKLAHOMA STATE (24-50)

Home: 14-18 | Away: 7-25 | Neutral: 3-7

4-22-83	L	0-2	Neutral
3-8-84	L	0-2	Neutral
2-30-96	L	4-7	Home
2-30-96	L	8-16	Home
2-31-96	L	3-18	Home
4-5-97	L	1-11	Away
4-5-97	L	5-9	Away
4-4-98	L	4-8	Home
4-4-98	W	1-0	Home
5-1-98	L	0-1	Neutral
2-14-99	W	11-3	Neutral
3-25-00	W	5-0	Home
3-26-00	L	5-6	Home
3-24-01	W	1-0	Away
3-25-01	L	2-3	Away
5-11-01	W	1-0	Neutral
5-12-01	L	1-2	Neutral
4-6-02	L	1-12	Home
4-7-02	W	1-0	Home
3-29-03	L	0-1	Away
3-30-03	L	2-3	Away
4-14-04	L	2-7	Home
4-14-04	L	7-8	Home
4-19-05	L	0-8	Away
4-19-05	L	8-9	Away
5-11-05	L	0-8	Neutral
4-18-06	L	0-8	Home
4-18-06	L	2-4	Home
5-5-07	W	13-12	Away
5-6-07	W	5-4	Away
5-11-07	W	6-5	Neutral
5-3-08	W	5-3	Home
5-4-08	L	2-4	Home
5-2-09	L	1-2	Away
5-3-09	L	0-8	Away
5-8-09	L	0-7	Neutral
4-22-10	W	6-0	Home
4-22-10	W	4-1	Home
4-16-11	L	1-2 (8)	Away
4-17-11	L	1-7	Away
5-5-12	L	0-5	Home
5-6-12	W	8-4	Home
5-7-12	W	2-1	Home
3-28-13	W	10-0 (6)	Away
3-29-13	L	1-2 (10)	Away
3-30-13	L	1-4	Away
4-11-14	W	6-5	Home
4-12-14	L	6-8	Home
4-13-14	W	11-3 (5)	Home
4-18-15	W	5-2	Away
4-19-15	W	9-1 (6)	Away
4-20-15	W	8-4	Away
4-1-16	W	9-7	Home
4-2-16	W	19-18	Home
4-3-16	W	8-7	Home
4-22-17	L	1-2	Away
4-23-17	L	1-9 (5)	Away
4-23-17	L	5-6	Away
3-29-18	L	1-4	Home
3-30-18	W	4-3 (8)	Home
3-31-18	L	4-10	Home
5-11-18	L	6-7	Neutral
4-26-19	L	2-3	Away
4-27-19	L	7-8	Away
4-28-19	L	5-6	Away
4-9-21	L	0-1	Home
4-10-21	L	2-12 (5)	Home
4-11-21	L	3-10	Home
3-25-22	L	0-7	Away
3-26-22	L	1-9 (5)	Away
3-27-22	L	2-16 (5)	Away
4-29-23	L	1-10 (6)	Home
4-29-23	W	4-3 (8)	Home
4-30-23	L	0-8	Home
4-19-24	L	3-11 (6)	Away
4-20-24	L	0-13 (5)	Away
4-21-24	L	4-6	Away

UCF (4-6)

Home: 1-2 | Away: 1-0 | Neutral: 2-4

2-10-06	L	2-4	Neutral
2-11-06	L	1-4	Neutral
2-6-09	W	12-4	Neutral
2-8-13	W	12-4 (5)	Neutral
2-25-17	L	4-13	Neutral
2-17-18	W	6-2	Away
2-18-22	L	3-7 (8)	Neutral
3-28-24	L	5-8	Home
3-29-24	L	9-12	Home
3-30-24	W	5-4	Home

SERIES NOTES

Last win in Lawrence	4/22/23 (6-1)
Last win at Home	4/14/24 (4-2)
Highest Scoring Game	27 (4/13/24)
Largest Margin of Victory	10 (4/13/11)
Largest Margin of Defeat	10, twice
Most Runs by Texas Tech	12 (4/13/24)
Most Runs by Kansas	15 (4/13/24)

SERIES NOTES

Last win in Stillwater	4/20/15 (8-4)
Last win at Home	4/29/23 (4-3, 8 innings)
Highest Scoring Game	37 (4/2/16)
Largest Margin of Victory	10 (3/28/13)
Largest Margin of Defeat	15 (2/31/96)
Most Runs by Texas Tech	19 (4/2/16)
Most Runs by Oklahoma State	18, twice

SERIES NOTES

Last win in Orlando	2/17/18 (6-2)
Last win at Home	3/30/24 (5-4)
Highest Scoring Game	23 (3/29/24)
Largest Margin of Victory	8, twice
Largest Margin of Defeat	9 (2/25/17)
Most Runs by Texas Tech	12, twice
Most Runs by UCF	13, (2/25/17)

BIG 12 CONFERENCE OPPONENT SERIES HISTORY

UTAH (3-4)

Home: 0-0; Away: 0-0; Neutral: 3-4

2-10-01	_____ W _____	9-2	_____ Neutral
3-8-01	_____ W _____	3-0	_____ Neutral
3-11-01	_____ W _____	6-2	_____ Neutral
2-7-03	_____ L _____	2-3	_____ Neutral
2-12-05	_____ L _____	2-8	_____ Neutral
2-16-08	_____ L _____	2-8	_____ Neutral
2-24-23	_____ L _____	2-6	_____ Neutral

SERIES NOTES

Last Win in Salt Lake City	_____	n/a
Last Win at Home	_____	n/a
Highest Scoring Game	_____	11 (2/10/01)
Largest Margin of Victory	_____	7 (2/10/01)
Largest Margin of Defeat	_____	6, twice
Most Runs by Texas Tech	_____	10 (2/10/01)
Most Runs by Houston	_____	8, twice



NON-CONFERENCE OPPONENT SERIES HISTORY

ABILENE CHRISTIAN (17-4)

Home: 9-2; Away: 7-2; Neutral: 1-0

2-18-97	W	8-0	H
2-18-97	W	10-0	H
3-25-97	W	6-4	A
3-25-97	W	6-0	A
2-24-98	W	6-0	H
2-24-98	W	8-2	H
4-1-98	W	7-6	A
4-1-98	W	9-3	A
3-9-14	W	9-1 (5)	H
3-30-16	W	6-1	A
4-20-16	L	1-3	H
2-11-17	W	3-0	N
3-7-17	W	2-1	A
4-5-17	L	1-5	H
4-10-18	L	10-11	A
5-1-18	W	10-2 (5)	H
3-6-21	W	1-0	H
3-7-21	W	7-2	H
4-20-22	L	2-7	A
3-22-23	W	8-0 (6)	H
4-3-24	W	15-6	A

ADAMS STATE (1-0)

Home: 0-0; Away: 0-0; Neutral: 1-0

2-8-98	W	13-4	N
--------	---	------	---

AKRON (0-1)

Home: 0-0; Away: 0-0; Neutral: 0-1

2-7-14	L	3-4	N
--------	---	-----	---

ALABAMA (1-3)

Home: 0-0; Away: 1-2; Neutral: 0-1

3-6-98	W	2-1	A
2-17-02	L	0-7	N
2-24-17	L	2-7	A
2-25-17	L	0-8 (6)	A

ALCORN STATE (2-1)

Home: 2-1; Away: 0-0; Neutral: 0-0

3-11-11	L	2-4	H
3-12-11	W	15-0 (5)	H
3-13-11	W	18-0 (5)	H

ANGELO STATE (1-3)

Home: 0-2; Away: 0-1; Neutral: 1-0

3-12-81	W	7-4	N
3-16-81	L	0-13	H
3-16-81	L	0-8	H
4-22-81	L	0-8	A

APPALACHIAN STATE (1-0)

Home: 0-0; Away: 0-0; Neutral: 1-0

2-13-11	W	10-9	N
---------	---	------	---

ARKANSAS (2-5)

Home: 1-1; Away: 0-2; Neutral: 1-2

2-14-99	W	6-5	N
3-13-99	L	1-4	N
2-25-01	W	2-1	H
2-25-01	L	0-1	H
2-1-03	L	5-6	N
2-26-21	L	0-9 (5)	A
2-27-21	L	0-8 (6)	A

ARMY (1-0)

Home: 0-0; Away: 0-0; Neutral: 1-0

3-22-97	W	10-3	N
---------	---	------	---

AUBURN (1-3)

Home: 0-0; Away: 1-0; Neutral: 0-3

2-25-05	L	1-4	N
2-13-10	L	1-6	N
2-16-19	W	5-4	A
2-17-22	L	1-7	N

AUSTIN PEAY (1-0)

Home: 0-0; Away: 0-0; Neutral: 1-0

3-1-98	W	15-0	N
--------	---	------	---

BETHUNE-COOKMAN (1-0)

Home: 0-0; Away: 0-0; Neutral: 1-0

2-25-23	W	9-0 (5)	N
---------	---	---------	---

BINGHAMTON (3-0)

Home: 3-0; Away: 0-0; Neutral: 0-0

3-2-12	W	7-2	H
3-3-12	W	8-2	H
3-4-12	W	4-3	H

BOISE STATE (6-2)

Home: 5-1; Away: 0-0; Neutral: 1-1

3-5-10	W	9-0	H
3-6-10	W	4-1	H
3-7-10	W	11-6	H
3-23-13	W	3-2	N
3-23-13	L	2-4	N
3-18-16	W	8-1	H
3-19-16	W	6-5	H
3-20-16	L	4-8	H

BOSTON COLLEGE (1-0)

Home: 0-0; Away: 0-0; Neutral: 1-0

2-9-18	W	4-2	N
--------	---	-----	---

BOSTON UNIVERSITY (1-0)

Home: 0-0; Away: 0-0; Neutral: 1-0

3-19-11	W	4-0	N
---------	---	-----	---

BOWLING GREEN (4-0)

Home: 2-0; Away: 0-0; Neutral: 2-0

3-12-98	W	7-0	N
3-13-98	W	4-0	N
3-2-18	W	3-2	H
3-3-18	W	6-5	H

BRADLEY (1-0)

Home: 0-0; Away: 0-0; Neutral: 1-0

2-11-11	W	13-2 (5)	N
---------	---	----------	---

BROWN (1-0)

Home: 0-0; Away: 0-0; Neutral: 1-0

3-21-97	W	11-1	N
---------	---	------	---

BRYANT (4-0)

Home: 3-0; Away: 0-0; Neutral: 1-0

2-18-11	W	10-0 (5)	H
2-19-11	W	10-2 (5)	H
2-20-11	W	8-0 (6)	H
3-13-13	W	7-1	N

BUTLER (1-0)

Home: 0-0; Away: 0-0; Neutral: 1-0

2-27-99	W	10-4	N
---------	---	------	---

BUFFALO (3-1)

Home: 0-0; Away: 0-0; Neutral: 3-1

3-16-13	W	8-0 (5)	N
2-8-14	L	0-5	N
2-16-23	W	3-1	N
3-10-23	W	13-0 (5)	N

CALIFORNIA (2-4)

Home: 0-0; Away: 0-0; Neutral: 2-4

3-13-99	L	0-1	N
2-14-03	L	0-7	N
2-16-08	L	4-12	N
2-12-11	W	5-4	N
2-20-16	W	2-0	N
2-26-23	L	0-3	N

CALIFORNIA BAPTIST (1-0)

Home: 0-0; Away: 0-0; Neutral: 1-0

2-24-22	W	5-0	N
---------	---	-----	---

CAL POLY (1-3)

Home: 0-0; Away: 0-0; Neutral: 1-3

3-9-00	L	0-2	N
3-4-07	L	2-4	N
2-11-12	L	0-3	N
2-23-23	W	3-2	N

CAL STATE FULLERTON (3-8)

Home: 0-0; Away: 1-3; Neutral: 2-5

2-21-99	W	5-2	N
2-4-00	L	0-10	N
5-17-01	L	0-1	N
2-16-03	L	3-4	N
3-4-06	L	1-2	A
2-9-07	L	0-5	N
2-29-08	L	2-7	A
3-15-14	W	13-6	A
2-16-17	W	5-1	N
2-18-17	L	3-5	N
2-27-20	L	0-1	A

CAL STATE NORTHRIDGE (2-3)

Home: 0-0; Away: 2-0; Neutral: 0-3

2-20-99	L	0-8	N
3-13-02	L	3-8	N
3-13-09	L	2-3	N
3-9-18	W	9-5	A
3-11-18	W	7-1	A

CAMPBELL (1-0)

Home: 0-0; Away: 0-0; Neutral: 1-0

3-14-14	W	10-5	N
---------	---	------	---

CANISIUS (0-1)

Home: 0-0; Away: 0-0; Neutral: 0-1

3-7-08	L	3-11	N
--------	---	------	---

CENTENARY (1-0)

Home: 1-0; Away: 0-0; Neutral: 0-0

2-14-97	W	7-0	H
---------	---	-----	---

CENTRAL ARKANSAS (2-2)

Home: 0-0; Away: 1-0; Neutral: 1-2

5-17-18	W	9-0 (5)	A
2-8-20	W	1-0	N
2-20-21	L	1-6	N
2-21-21	L	0-5	N

CENTRAL OKLAHOMA (0-1)

Home: 0-0; Away: 0-0; Neutral: 0-1

4-18-81	L	4-14	N
---------	---	------	---

CHARLOTTE (1-1)

Home: 0-0; Away: 0-0; Neutral: 1-1

2-10-24	L	0-2	N
2-11-24	W	2-1	N

CHATTANOOGA (2-0)

Home: 0-0; Away: 0-0; Neutral: 2-0

2-28-98	W	2-0	N
3-19-11	W	3-1	N

CLEMSON (0-1)

Home: 0-0; Away: 0-0; Neutral: 0-1

2-17-22	L	0-8 (5)	N
---------	---	---------	---

COLLEGE OF CHARLESTON (2-0)

Home: 0-0; Away: 0-0; Neutral: 2-0

3-8-08	W	11-0	N
3-9-08	W	8-3	N

COLORADO STATE (4-6)

Home: 0-0; Away: 0-2; Neutral: 4-4

3-2-96	W	7-5	N
2-4-00	L	2-4	N
2-5-00	L	0-2	N
3-17-11	W	17-5 (5)	N
2-15-13	L	4-6	N
2-6-15	L	2-8	N
5-6-17	L	2-10 (6)	A
5-7-17	L	3-4	A
2-20-21	W	3-1 (8)	N
2-22-21	W	3-0	N

COLUMBIA (5-0)

Home: 3-0; Away: 0-0; Neutral: 2-0

3-8-03	W	6-0	N
3-9-03	W	6-3	N
3-5-04	W	4-1	H
3-6-04	W	3-0	H
3-7-04	W	11-10	H

CORNELL (1-0)

Home: 0-0; Away: 0-0; Neutral: 1-0

3-19-97	W	9-1	N
---------	---	-----	---

COASTAL CALIFORNIA (0-1)

Home: 0-0; Away: 0-0; Neutral: 0-1

3-15-03	L	1-6	N
---------	---	-----	---

CREIGHTON (1-1)

Home: 0-0; Away: 0-0; Neutral: 1-1

2-21-14	W	7-3	N
2-22-14	L	0-1	N

DAYTON (6-0)

Home: 3-0; Away: 0-0; Neutral: 3-0

NON-CONFERENCE OPPONENT SERIES HISTORY

2-22-02 ___ W ___ 8-1 ___ N
 2-23-02 ___ W ___ 8-0 ___ N
 2-13-04 ___ W ___ 9-8 ___ N
 3-4-11 ___ W ___ 8-0 (5) ___ H
 3-5-11 ___ W ___ 11-0 (5) ___ H
 3-6-11 ___ W ___ 10-0 (5) ___ H

DELAWARE STATE (2-0)

Home: 2-0; Away: 0-0; Neutral: 0-0

3-6-20 ___ W ___ 13-2 (5) ___ H
 3-8-20 ___ W ___ 8-0 (5) ___ H

DEPAUL (3-2)

Home: 0-0; Away: 0-0; Neutral: 3-2

3-16-02 ___ L ___ 3-5 ___ N
 2-19-12 ___ W ___ 2-1 ___ N
 2-10-13 ___ L ___ 1-5 ___ N
 3-14-14 ___ W ___ 6-5 ___ N
 2-20-15 ___ W ___ 0-1 (5) ___ N

DETROIT (1-0)

Home: 1-0; Away: 0-0; Neutral: 0-0

2-16-97 ___ W ___ 10-0 ___ H

DRAKE (3-2)

Home: 0-0; Away: 0-0; Neutral: 3-2

2-28-04 ___ W ___ 8-2 ___ N
 2-20-09 ___ L ___ 2-5 ___ N
 2-27-15 ___ L ___ 0-12 (5) ___ N
 2-15-19 ___ W ___ 1-0 ___ N
 2-17-19 ___ W ___ 4-0 ___ N

EAST CAROLINA (0-1)

Home: 0-0; Away: 0-1; Neutral: 0-0

3-18-17 ___ L ___ 7-8 ___ H

EASTERN KENTUCKY (1-0)

Home: 0-0; Away: 0-0; Neutral: 1-0

2-28-98 ___ W ___ 10-1 ___ N

EASTERN MICHIGAN (1-0)

Home: 0-0; Away: 0-0; Neutral: 1-0

3-1-03 ___ W ___ 3-2 ___ N

EASTERN NEW MEXICO (9-0)

Home: 6-0; Away: 2-0; Neutral: 1-0

3-27-97 ___ W ___ 15-1 ___ H
 3-27-97 ___ W ___ 10-2 ___ H
 2-7-98 ___ W ___ 9-1 ___ N
 2-18-98 ___ W ___ 3-0 ___ H
 2-18-98 ___ W ___ 4-2 ___ H
 3-4-98 ___ W ___ 10-2 ___ A
 3-4-98 ___ W ___ 9-1 ___ A
 3-30-05 ___ W ___ 10-1 ___ H
 3-30-05 ___ W ___ 19-1 ___ H

EVANSVILLE (4-1)

Home: 3-0; Away: 0-0; Neutral: 1-1

3-4-00 ___ W ___ 4-1 ___ N
 3-5-00 ___ L ___ 0-1 ___ N
 3-11-11 ___ W ___ 8-0 (5) ___ H
 3-12-11 ___ W ___ 5-1 ___ H
 3-13-11 ___ W ___ 8-0 (5) ___ H

FAIRFIELD (2-0)

Home: 0-0; Away: 0-0; Neutral: 2-0

3-13-13 ___ W ___ 9-2 ___ N
 3-15-13 ___ W ___ 8-5 ___ N

FAIRLEIGH DICKINSON (2-0)

Home: 2-0; Away: 0-0; Neutral: 0-0

3-6-20 ___ W ___ 17-0 (5) ___ H
 3-7-20 ___ W ___ 8-0 (5) ___ H

FLORIDA (0-4)

Home: 0-0; Away: 0-4; Neutral: 0-0

2-20-98 ___ L ___ 0-2 ___ A
 2-20-98 ___ L ___ 1-2 ___ A
 2-13-09 ___ L ___ 0-11 ___ A
 2-28-09 ___ L ___ 3-7 ___ A

FLORIDA A&M (3-1)

Home: 0-0; Away: 2-0; Neutral: 1-1

3-20-10 ___ W ___ 7-2 ___ N
 2-18-18 ___ L ___ 1-2 ___ N
 2-9-24 ___ W ___ 11-1 (6) ___ A
 2-9-24 ___ W ___ 9-2 ___ A

FLORIDA ATLANTIC (FAU) (0-3)

Home: 0-0; Away: 0-1; Neutral: 0-2

2-24-07 ___ L ___ 7-8 ___ A
 2-13-09 ___ L ___ 4-7 ___ N
 2-14-09 ___ L ___ 0-1 ___ N

FLORIDA GULF COAST (1-0)

Home: 0-0; Away: 0-0; Neutral: 1-0

2-16-17 ___ W ___ 10-8 ___ N

FLORIDA INTERNATIONAL (1-0)

Home: 0-0; Away: 1-0; Neutral: 0-0

2-22-07 ___ W ___ 8-1 ___ A

FLORIDA STATE (3-2)

Home: 0-0; Away: 1-1; Neutral: 2-1

3-12-00 ___ L ___ 0-3 ___ N
 2-22-02 ___ W ___ 4-1 ___ N
 2-24-02 ___ W ___ 8-7 ___ A
 3-19-10 ___ W ___ 2-1 ___ N
 2-10-24 ___ L ___ 8-9 ___ A

FRESNO STATE (1-5)

Home: 0-0; Away: 0-3; Neutral: 1-2

5-22-99 ___ L ___ 1-3 ___ A
 5-23-99 ___ L ___ 0-5 ___ A
 3-9-00 ___ L ___ 0-2 ___ A
 2-10-02 ___ L ___ 1-7 ___ N
 2-25-06 ___ L ___ 0-3 ___ N
 2-18-17 ___ W ___ 9-6 ___ N

FURMAN (2-0)

Home: 0-0; Away: 0-0; Neutral: 2-0

2-28-97 ___ W ___ 6-3 ___ N
 2-16-19 ___ W ___ 5-0 ___ N

GARDNER-WEBB (4-0)

Home: 2-0; Away: 0-0; Neutral: 2-0

2-24-17 ___ W ___ 6-5 ___ N
 2-26-17 ___ W ___ 4-0 ___ N
 3-8-19 ___ W ___ 8-0 (5) ___ H
 3-10-19 ___ W ___ 10-2 (5) ___ H

GEORGIA (1-2)

Home: 0-0; Away: 0-0; Neutral: 1-2

2-9-01 ___ L ___ 0-1 ___ N
 3-3-06 ___ L ___ 2-9 ___ N
 2-15-20 ___ W ___ 5-2 ___ N

GEORGIA SOUTHERN (3-0)

Home: 2-0; Away: 0-0; Neutral: 1-0

3-10-01 ___ W ___ 2-1 ___ N
 3-17-16 ___ W ___ 4-1 ___ H
 3-19-16 ___ W ___ 14-5 ___ H

GEORGIA STATE (1-0)

Home: 0-0; Away: 0-0; Neutral: 1-0

3-14-03 ___ W ___ 10-0 ___ N

GEORGIA TECH (0-1)

Home: 0-0; Away: 0-0; Neutral: 0-1

2-14-09 ___ L ___ 1-8 ___ N

GRAND CANYON (1-1)

Home: 0-0; Away: 0-0; Neutral: 1-1

2-14-15 ___ L ___ 4-7 ___ N
 2-29-20 ___ W ___ 6-2 ___ N

HARTFORD (1-0)

Home: 0-0; Away: 0-0; Neutral: 1-0

3-17-97 ___ W ___ 4-2 ___ N

HARVARD (1-2)

Home: 0-0; Away: 0-0; Neutral: 1-2

5-21-11 ___ W ___ 7-0 ___ N
 5-19-12 ___ L ___ 0-2 ___ N
 3-17-14 ___ L ___ 0-6 ___ N

HAWAII (2-3)

Home: 0-0; Away: 1-2; Neutral: 1-1

2-11-00 ___ L ___ 0-6 ___ A
 5-18-01 ___ W ___ 4-2 ___ N
 3-14-08 ___ L ___ 1-4 ___ A
 5-23-10 ___ L ___ 1-7 ___ N
 3-11-20 ___ W ___ 5-0 ___ A

HOFSTRA (2-2)

Home: 0-0; Away: 0-0; Neutral: 1-3

2-12-00 ___ W ___ 3-2 ___ N
 2-13-00 ___ L ___ 0-1 ___ N
 2-17-18 ___ L ___ 2-3 (8) ___ N
 2-18-18 ___ W ___ 4-2 ___ N

HOUSTON BAPTIST (3-0)

Home: 2-0; Away: 0-0; Neutral: 1-0

3-3-10 ___ W ___ 4-1 ___ H
 3-3-10 ___ W ___ 8-0 (5) ___ H
 2-7-20 ___ W ___ 6-0 ___ N

HOWARD (3-0)

Home: 3-0; Away: 0-0; Neutral: 0-0

3-4-11 ___ W ___ 8-0 (5) ___ H
 3-5-11 ___ W ___ 10-0 (5) ___ H
 3-6-11 ___ W ___ 7-1 ___ H

IDAHO STATE (3-0)

Home: 0-0; Away: 0-0; Neutral: 3-0

2-18-12 ___ W ___ 8-4 ___ N
 3-16-18 ___ W ___ 7-1 ___ N
 3-17-18 ___ W ___ 5-1 ___ N

ILLINOIS (3-1)

Home: 0-0; Away: 0-0; Neutral: 3-1

2-23-07 ___ W ___ 5-2 ___ N
 2-25-07 ___ W ___ 7-0 ___ N
 2-27-09 ___ L ___ 2-8 ___ N
 2-22-14 ___ W ___ 4-3 (9) ___ N

ILLINOIS-CHICAGO (0-2)

Home: 0-0; Away: 0-0; Neutral: 0-2

2-12-99 ___ L ___ 3-5 ___ N
 2-25-00 ___ L ___ 0-2 ___ N

ILLINOIS STATE (2-3)

Home: 0-1; Away: 0-0; Neutral: 2-2

3-9-81 ___ W ___ 11-6 ___ N
 3-9-81 ___ L ___ 2-9 ___ N
 3-10-81 ___ L ___ 0-12 ___ H
 3-11-00 ___ L ___ 0-4 ___ N
 2-27-16 ___ W ___ 5-2 ___ N
 2-28-16 ___ W ___ 5-3 ___ N

INCARNATE WORD (2-0)

Home: 0-0; Away: 0-0; Neutral: 2-0

3-19-22 ___ W ___ 7-4 ___ H
 3-20-22 ___ W ___ 2-1 ___ H

INDIANA (1-0)

Home: 0-0; Away: 0-0; Neutral: 1-0

2-12 ___ W ___ 4-1 ___ N

IOWA (3-1)

Home: 0-0; Away: 0-0; Neutral: 2-1

3-12-99 ___ W ___ 4-0 ___ N
 3-15-01 ___ W ___ 9-1 ___ N
 3-18-01 ___ L ___ 0-1 ___ N
 2-11-17 ___ W ___ 7-4 ___ N

IPFW (1-1)

Home: 1-1; Away: 0-0; Neutral: 0-0

3-8-13 ___ L ___ 4-5 ___ H
 3-9-13 ___ W ___ 12-4 (6) ___ H

JACKSON STATE (5-1)

Home: 4-1; Away: 0-0; Neutral: 1-0

3-12-10 ___ W ___ 12-1 ___ H
 3-13-10 ___ W ___ 8-0 ___ H
 3-14-10 ___ W ___ 11-2 ___ H
 3-1-13 ___ W ___ 18-0 (5) ___ H
 3-2-13 ___ L ___ 2-4 ___ H
 2-7-20 ___ W ___ 5-1 ___ N

JACKSONVILLE (4-0)

Home: 0-0; Away: 2-0; Neutral: 2-0

2-9-06 ___ W ___ 5-0 ___ A
 2-9-06 ___ W ___ 5-2 ___ A
 2-23-07 ___ W ___ 8-0 ___ N
 3-18-11 ___ W ___ 5-1 ___ N

JACKSONVILLE STATE (1-0)

Home: 1-0; Away: 0-0; Neutral: 0-0

3-9-19 ___ W ___ 11-3 (5) ___ H

JAMES MADISON (1-1)

Home: 0-0; Away: 0-0; Neutral: 1-1

2-24-07 ___ W ___ 2-1 ___ N



NON-CONFERENCE OPPONENT SERIES HISTORY

2-14-20 ___ L ___ 0-6 ___ N

KANSAS CITY (13-2)

Home: 7-1; Away: 0-0; Neutral: 6-1

3-4-00 ___ L ___ 2-3 ___ N
 3-11-05 ___ W ___ 11-2 ___ N
 2-19-10 ___ W ___ 2-1 ___ H
 2-20-10 ___ W ___ 5-4 (8) ___ H
 2-21-10 ___ W ___ 7-3 ___ H
 2-15-13 ___ W ___ 14-2 (5) ___ N
 2-16-13 ___ W ___ 11-3 (5) ___ N
 3-8-13 ___ W ___ 8-0 (5) ___ H
 3-9-13 ___ W ___ 9-1 (6) ___ H
 3-10-13 ___ W ___ 16-8 (5) ___ H
 2-8-14 ___ W ___ 13-5 (5) ___ N
 2-21-14 ___ W ___ 5-4 ___ N
 2-21-15 ___ W ___ 9-6 ___ N
 3-6-21 ___ L ___ 2-7 ___ H
 3-7-21 ___ W ___ 4-3 ___ H

KENT STATE (1-0)

Home: 1-0; Away: 0-0; Neutral: 0-0

2-18-20 ___ W ___ 9-1 (5) ___ H

KENTUCKY (3-1)

Home: 2-0; Away: 0-0; Neutral: 1-1

2-22-03 ___ W ___ 5-4 ___ N
 2-20-16 ___ L ___ 0-10 (5) ___ N
 5-4-19 ___ W ___ 7-5 ___ H
 5-5-19 ___ W ___ 9-6 ___ H

LAMAR (1-1)* RECORDS INCOMPLETE

Home: 0-0; Away: 0-0; Neutral: 1-1

2-10-19 ___ W ___ 3-1 ___ N

LIBERTY (4-1)

Home: 0-0; Away: 0-0; Neutral: 4-1

3-17-97 ___ W ___ 8-2 ___ N
 3-21-97 ___ L ___ 1-3 ___ N
 3-19-05 ___ W ___ 6-5 ___ N
 3-20-05 ___ W ___ 15-7 ___ N
 3-20-11 ___ W ___ 6-5 ___ N

LONG BEACH STATE (2-5)

Home: 0-0; Away: 0-1; Neutral: 2-4

2-19-99 ___ L ___ 0-1 ___ N
 2-11-00 ___ L ___ 4-8 ___ N
 2-17-12 ___ W ___ 2-0 ___ N
 3-16-14 ___ L ___ 1-4 ___ N
 2-13-16 ___ W ___ 4-2 ___ N
 3-14-18 ___ L ___ 2-4 ___ A
 2-26-22 ___ L ___ 7-8 ___ N

LONG ISLAND (1-1)

Home: 0-0; Away: 0-0; Neutral: 1-1

3-19-10 ___ L ___ 2-3 ___ N
 3-18-11 ___ W ___ 8-4 ___ N

LOUISIANA (ULL) (0-3)

Home: 0-0; Away: 0-2; Neutral: 0-1

2-20-04 ___ L ___ 1-7 ___ N
 2-25-16 ___ L ___ 2-6 ___ A
 2025016 ___ L ___ 5-11 ___ A

LOUISIANA TECH (4-0)

Home: 0-0; Away: 0-0; Neutral: 4-0

5-17-19 ___ W ___ 3-0 ___ N

5-18-19 ___ W ___ 3-1 ___ N

2-8-20 ___ W ___ 9-5 ___ N

2-22-20 ___ W ___ 7-0 ___ N

LOUISVILLE (1-1)

Home: 0-0; Away: 0-0; Neutral: 1-1

2-13-05 ___ W ___ 5-4 ___ N
 2-8-13 ___ L ___ 6-10 ___ N

LOYOLA CHICAGO (2-1)

Home: 0-0; Away: 0-0; Neutral: 2-1

2-27-97 ___ W ___ 9-8 ___ N
 2-9-08 ___ L ___ 2-3 ___ N
 3-1-08 ___ W ___ 4-3 ___ N

LSU (1-10)

Home: 0-0; Away: 1-4; Neutral: 0-6

3-6-99 ___ L ___ 0-2 ___ N
 3-7-99 ___ L ___ 3-4 ___ N
 2-15-02 ___ L ___ 0-5 ___ N
 2-25-06 ___ L ___ 3-4 ___ N
 2-27-16 ___ L ___ 2-3 (8) ___ A
 2-28-16 ___ L ___ 3-5 ___ A
 5-18-19 ___ L ___ 4-5 (13) ___ A
 5-19-19 ___ W ___ 5-4 ___ A
 5-19-19 ___ L ___ 1-5 ___ A
 2-27-20 ___ L ___ 5-6 ___ N
 2-20-22 ___ L ___ 0-2 ___ N

MCNEESE STATE (5-4)

Home: 3-1; Away: 0-3; Neutral: 2-0

2-24-96 ___ L ___ 2-4 ___ A
 2-25-00 ___ W ___ 4-2 ___ N
 2-26-00 ___ W ___ 10-0 ___ N
 3-1-13 ___ W ___ 3-2 ___ H
 3-2-13 ___ L ___ 0-1 ___ H
 2-27-15 ___ L ___ 0-5 ___ A
 2-28-15 ___ L ___ 4-5 (8) ___ A
 3-4-16 ___ W ___ 4-1 ___ H
 3-5-16 ___ W ___ 11-6 ___ H

MAINE (8-0)

Home: 3-0; Away: 0-0; Neutral: 5-0

2-24-01 ___ W ___ 6-2 ___ N
 2-25-01 ___ W ___ 6-2 ___ N
 3-12-08 ___ W ___ 6-1 ___ N
 3-15-08 ___ W ___ 6-3 ___ N
 2-19-10 ___ W ___ 4-3 ___ H
 2-20-10 ___ W ___ 5-0 ___ H
 2-21-10 ___ W ___ 12-9 ___ H
 3-17-19 ___ W ___ 10-0 (5) ___ N

MANHATTAN (4-0)

Home: 2-0; Away: 0-0; Neutral: 2-0

3-17-12 ___ W ___ 13-2 ___ N
 3-18-12 ___ W ___ 7-2 ___ N
 3-10-23 ___ W ___ 10-0 (5) ___ H
 3-11-23 ___ W ___ 13-5 (5) ___ H

MARIST (3-0)

Home: 1-0; Away: 0-0; Neutral: 2-0

3-16-04 ___ W ___ 5-4 ___ N
 3-17-13 ___ W ___ 6-0 ___ N
 3-7-20 ___ W ___ 2-1 (9) ___ H

MARYLAND (3-2)

Home: 0-0; Away: 1-1; Neutral: 2-1

2-22-06 ___ W ___ 3-0 ___ N
 3-21-10 ___ L ___ 2-3 ___ N
 5-18-12 ___ W ___ 6-1 ___ N
 3-17-23 ___ W ___ 6-1 ___ A
 3-18-23 ___ L ___ 3-7 ___ A

MEMPHIS (0-3)

Home: 0-0; Away: 0-1; Neutral: 0-2

2-15-08 ___ L ___ 3-5 ___ N
 2-28-15 ___ L ___ 9-12 ___ N
 3-16-19 ___ L ___ 3-5 ___ A

MERRIMACK COLLEGE (2-0)

Home: 2-0; Away: 0-0; Neutral: 0-0

3-1-24 ___ W ___ 8-0 (5) ___ H
 3-2-24 ___ W ___ 18-2 (5) ___ H

MICHIGAN (0-1)

Home: 0-0; Away: 0-0; Neutral: 0-1

2-29-20 ___ L ___ 2-8 ___ N

MICHIGAN STATE (1-0)

Home: 0-0; Away: 0-0; Neutral: 1-0

3-9-01 ___ W ___ 2-1 ___ N

MIDDLE TENNESSEE (2-0)

Home: 0-0; Away: 0-0; Neutral: 2-0

3-17-97 ___ W ___ 4-2 ___ N
 2-17-07 ___ W ___ 6-0 ___ N

MIDWESTERN STATE (1-0)

Home: 1-0; Away: 0-0; Neutral: 0-0

3-27-12 ___ W ___ 10-2 ___ H

MINNESOTA (4-2)

Home: 0-0; Away: 0-0; Neutral: 4-2

3-2-97 ___ L ___ 4-7 ___ N
 2-27-99 ___ W ___ 5-0 ___ N
 2-9-13 ___ W ___ 5-3 ___ N
 2-13-16 ___ L ___ 4-7 ___ N
 2-23-24 ___ W ___ 2-1 ___ N
 2-24-24 ___ W ___ 7-6 ___ N

MISSOURI (12-27)

Home: 4-14; Away: 6-8; Neutral: 2-5

4-20-96 ___ L ___ 4-15 ___ H
 4-20-96 ___ L ___ 2-10 ___ H
 4-21-96 ___ L ___ 5-7 ___ H
 3-30-97 ___ L ___ 0-10 ___ H
 3-30-97 ___ L ___ 4-10 ___ H
 3-29-98 ___ W ___ 1-0 ___ A
 3-29-98 ___ W ___ 2-1 ___ A
 4-10-99 ___ W ___ 4-3 ___ H
 4-10-99 ___ W ___ 6-2 ___ H
 5-13-99 ___ L ___ 2-5 ___ N
 4-22-00 ___ W ___ 9-1 ___ H
 4-23-00 ___ W ___ 6-5 ___ H
 5-12-00 ___ L ___ 0-1 ___ N
 4-21-01 ___ W ___ 1-0 ___ A
 4-22-01 ___ W ___ 1-0 ___ A
 4-21-02 ___ L ___ 1-6 ___ A
 4-22-02 ___ W ___ 9-1 ___ A
 4-22-03 ___ L ___ 4-6 ___ H
 4-23-03 ___ L ___ 0-8 ___ H

5-1-04 ___ W ___ 1-0 ___ A

5-2-04 ___ L ___ 0-10 ___ A

4-9-05 ___ L ___ 0-8 ___ H

4-10-05 ___ L ___ 1-3 ___ H

2-18-06 ___ W ___ 8-3 ___ N

4-29-06 ___ L ___ 5-7 ___ A

4-30-06 ___ L ___ 1-2 ___ A

5-10-06 ___ L ___ 3-6 ___ N

3-24-07 ___ L ___ 4-7 ___ H

2-23-08 ___ L ___ 4-10 ___ N

4-12-08 ___ L ___ 3-5 ___ A

4-13-08 ___ L ___ 6-10 ___ A

5-10-08 ___ W ___ 5-3 ___ N

4-18-09 ___ L ___ 0-12 ___ H

4-19-09 ___ L ___ 3-10 ___ H

4-17-10 ___ L ___ 1-3 ___ A

4-18-10 ___ L ___ 2-5 ___ A

3-26-11 ___ L ___ 1-4 ___ H

3-27-11 ___ L ___ 1-10 ___ H

2-25-22 ___ L ___ 1-2 ___ N

MISSOURI STATE (1-1)

Home: 0-0; Away: 0-0; Neutral: 1-1

3-10-06 ___ W ___ 7-6 ___ N

3-11-06 ___ L ___ 1-9 ___ N

MISSISSIPPI STATE (1-2)

Home: 0-0; Away: 0-0; Neutral: 1-2

3-9-01 ___ W ___ 1-0 ___ N

2-8-02 ___ L ___ 4-12 ___ N

2-17-17 ___ L ___ 3-6 ___ N

MISSISSIPPI VALLEY STATE (2-0)

Home: 2-0; Away: 0-0; Neutral: 0-0

3-13-15 ___ W ___ 8-0 (5) ___ H

3-14-15 ___ W ___ 16-4 (5) ___ H

MONMOUTH (1-0)

Home: 0-0; Away: 0-0; Neutral: 1-0

3-16-12 ___ W ___ 4-2 ___ N

MONTANA (2-1)

Home: 0-0; Away: 0-0; Neutral: 2-1

2-5-15 ___ W ___ 8-5 ___ N

3-10-17 ___ L ___ 5-8 ___ N

2-9-20 ___ W ___ 2-1 (10) ___ N

MOREHEAD STATE (1-0)

Home: 0-0; Away: 0-0; Neutral: 1-0

3-19-97 ___ W ___ 4-3 ___ N

MURRAY STATE (1-0)

Home: 0-0; Away: 0-0; Neutral: 1-0

3-15-19 ___ W ___ 8-0 (5) ___ N

NEBRASKA (8-31)

Home: 3-13; Away: 2-14; Neutral: 2-4

4-27-96 ___ L ___ 0-10 ___ A

4-27-96 ___ L ___ 0-13 ___ A

4-13-97 ___ W ___ 8-5 ___ H

4-13-97 ___ L ___ 2-5 ___ H

3-12-98 ___ W ___ 5-2 ___ N

4-10-98 ___ L ___ 3-4 ___ H

4-10-98 ___ L ___ 1-6 ___ H

4-19-99 ___ L ___ 0-1 ___ A

4-19-99 ___ L ___ 1-2 ___ A

NON-CONFERENCE OPPONENT SERIES HISTORY

4-2-00	L	1-2	H
4-2-00	L	1-5	H
5-11-00	L	1-5	N
3-31-01	W	6-5	A
4-1-01	L	1-3	A
4-27-02	L	3-5	H
4-28-02	L	2-6	H
4-12-03	L	1-5	A
4-13-03	L	0-6	A
4-24-04	L	1-6	H
4-25-04	L	1-3	H
3-12-05	L	0-4	N
4-16-05	L	1-7	A
4-17-05	L	2-3	A
4-22-06	L	3-4	H
4-23-06	L	4-10	H
4-1-07	L	0-6	A
4-1-07	L	0-4	A
4-5-08	W	7-0	H
4-6-08	W	2-1	H
5-0-08	L	1-6	N
4-25-09	L	0-8	A
4-25-09	L	3-4	A
4-10-10	L	1-3	H
4-11-10	L	0-2	H
4-30-11	L	0-7	A
5-1-11	W	5-0	A
2-7-15	L	3-11 (6)	N
2-8-19	W	15-10	N
2-9-19	W	4-1	N

NEW MEXICO (28-17)

Home: 16-3; Away: 8-11; Neutral: 4-3

3-1-96	L	2-13	A
2-27-97	L	0-3	N
2-7-98	W	1-0	A
2-8-98	L	0-3	A
2-8-98	W	8-6	A
2-6-99	W	1-0	A
2-6-99	L	2-4	A
2-7-99	L	1-4	A
2-26-99	W	4-2	N
2-28-99	L	0-3	N
2-6-00	L	0-3	A
2-6-00	L	1-7	A
3-18-01	W	7-1	N
3-5-02	W	6-2	A
3-5-02	W	2-1	A
3-6-02	L	2-7	A
2-28-03	L	0-5	N
3-7-03	W	8-0	N
3-6-04	W	5-3	H
3-6-04	L	0-3	H
3-7-04	W	4-0	H
3-19-04	W	1-0	A
3-19-04	L	1-3	A
3-5-05	W	8-0	H
3-19-06	W	4-2	A
2-24-08	L	4-8	A
4-28-08	W	4-3	H
4-28-08	L	0-1	H
2-21-09	L	4-6	A
2-22-09	L	8-11	A
3-9-11	W	9-6	H
3-9-11	W	5-3	H
3-12-12	W	9-4	H

3-12-12	W	8-5	H
3-2-18	L	13-14 (10)	H
3-4-18	W	8-1	H
3-12-21	W	7-3	H
3-12-21	W	6-0	H
3-13-21	W	1-0	H
2-18-23	W	12-7	N
3-11-23	W	14-5 (5)	H
3-12-23	W	7-2	H
2-28-24	W	9-2	A
3-12-24	W	9-1(5)	H
3-12-24	W	14-5 (5)	H

NEW MEXICO STATE (27-13)

Home: 14-3; Away: 10-7; Neutral: 3-3

2-29-96	W	4-3	A
3-1-97	W	6-2	A
3-8-97	L	0-2	H
3-10-99	W	5-2	H
3-10-99	W	5-4	H
3-31-99	W	3-1	A
3-31-99	L	0-2	A
3-18-00	W	5-4	H
3-19-00	L	2-5	H
2-3-01	W	3-0	H
2-3-01	W	5-4	H
3-3-01	L	0-3	A
3-3-01	L	3-7	A
2-19-02	W	7-4	H
2-23-02	L	3-5	A
2-24-02	L	1-3	A
2-12-03	W	15-6	A
2-12-03	W	12-3	A
4-23-03	W	11-3	H
4-23-03	W	8-1	H
2-8-04	L	0-4	N
3-17-04	W	5-3	A
3-17-04	W	7-0	A
3-31-04	W	2-1	H
3-31-04	W	3-0	H
3-18-05	W	1-0	N
3-19-05	W	3-2	N
3-13-09	L	1-9	N
5-20-11	L	0-9 (5)	N
5-21-11	W	6-4	N
2-17-13	W	5-3 (8)	A
2-16-14	L	6-8	A
3-7-14	W	8-4	H
2-5-15	W	5-3	A
2-27-18	W	7-4	H
2-27-18	L	1-3	H
4-30-19	W	9-5	A
4-30-19	L	2-8	A
3-2-24	W	10-0 (5)	H
3-3-24	W	9-1 (5)	H

NEVADA (2-1)

Home: 0-0; Away: 0-0; Neutral: 2-1

2-15-04	L	1-4	N
2-10-07	W	11-1	N
3-2-07	W	3-2	N

NICHOLLS STATE (2-1)

Home: 0-0; Away: 0-0; Neutral: 2-1

2-24-96	L	0-8	N
2-13-99	W	3-1	N

2-7-14	W	2-0	N
--------	---	-----	---

NORTH ALABAMA (1-0)

Home: 0-0; Away: 0-0; Neutral: 1-0

3-16-19	W	5-2	N
---------	---	-----	---

NORTH CAROLINA (0-3)

Home: 0-0; Away: 0-0; Neutral: 0-3

3-14-03	L	1-2	N
3-14-08	L	0-6	N
3-15-08	L	2-4	N

NORTH CAROLINA CENTRAL (3-0)

Home: 3-0; Away: 0-0; Neutral: 0-0

3-12-10	W	24-1	H
3-13-10	W	14-0	H
3-14-10	W	11-0	H

NORTH CAROLINA STATE (0-1)

Home: 0-0; Away: 0-0; Neutral: 0-1

2-19-06	L	2-5	N
---------	---	-----	---

NORTH DAKOTA (2-0)

Home: 1-0; Away: 0-0; Neutral: 1-0

3-2-23	W	13-5 (5)	H
3-18-23	W	12-1 (5)	N

NORTH DAKOTA STATE (1-2)

Home: 0-0; Away: 0-0; Neutral: 1-2

3-7-08	L	0-3	N
2-26-21	W	6-1	N
2-27-21	L	4-5 (8)	N

NORTH TEXAS (13-7)

Home: 6-5; Away: 6-1; Neutral: 1-1

4-13-06	W	8-2	A
4-13-06	W	3-1	A
3-28-07	L	1-4	H
3-17-08	L	3-4	A
4-8-09	L	1-6	H
2-24-12	W	10-0	N
2-22-13	L	3-5	N
3-19-14	W	5-1	H
3-19-14	W	5-4	H
4-27-16	W	8-5	A
4-27-16	W	4-2	A
3-4-17	W	6-5	H
3-5-17	L	11-12	H
3-1-19	W	6-1	H
3-2-19	W	8-1	H
3-4-22	L	4-5	H
3-5-22	W	3-0	H
3-6-22	L	3-11 (5)	H
2-24-24	W	8-7	A
2-25-24	W	5-2	A

NORTHEAST LOUISIANA (0-2)

Home: 0-1; Away: 0-0; Neutral: 0-1

2-25-96	L	2-8	N
2-15-97	L	2-4	H

NORTHEASTERN ILLINOIS (2-0)

Home: 0-0; Away: 0-0; Neutral: 2-0

2-27-98	W	8-0	N
3-1-98	W	4-0	N

NORTHERN COLORADO (11-1)

Home: 7-0; Away: 0-0; Neutral: 4-1

2-5-05	W	3-0	N
3-13-06	W	12-2	N
3-15-09	L	2-6	N
3-3-13	W	8-7	H
2-14-14	W	14-6 (6)	N
3-6-14	W	6-1	H
3-9-14	W	9-1	H
3-8-19	W	8-0 (5)	H
3-10-19	W	7-2	H
3-19-22	W	3-0	H
3-20-22	W	5-1	H
2-18-24	W	10-9	N

NORTHERN ILLINOIS (2-0)

Home: 2-0; Away: 0-0; Neutral: 0-0

2-25-11	W	16-3 (5)	H
2-26-11	W	8-0 (5)	H

NORTHWESTERN (3-4)

Home: 0-0; Away: 0-0; Neutral: 3-4

2-14-99	W	15-2	N
2-26-99	W	3-2	N
3-5-06	L	0-7	N
3-2-07	L	2-3	N
2-10-12	L	6-14	N
2-18-22	L	6-9	N
2-27-22	W	4-2	N

NW OKLAHOMA STATE (2-0)

Home: 2-0; Away: 0-0; Neutral: 0-0

4-29-04	W	2-0	H
4-29-04	W	5-4	H

NORTHWESTERN STATE (4-0)

Home: 3-0; Away: 0-0; Neutral: 1-0

2-9-07	W	8-3	N
2-23-18	W	2-1	H
2-23-18	W	2-1 (10)	H
2-24-18	W	12-4 (5)	H

NOTRE DAME (1-4)

Home: 0-0; Away: 0-0; Neutral: 1-4

3-5-99	W	8-3	N
2-23-01	L	0-4	N
3-15-02	L	1-2	N
3-7-09	L	0-7	N
3-8-09	L	0-5	N

OHIO (1-1)

Home: 1-1; Away: 0-0; Neutral: 0-0

3-4-16	W	7-5	H
3-5-16	L	2-6	H

OHIO STATE (2-0)

Home: 0-0; Away: 0-0; Neutral: 2-0

2-10-07	W	4-0	N
2-17-12	W	7-4	N

OKLAHOMA (7-69)

Home: 1-31 | Away: 4-32 | Neutral: 2-6

3-8-85	L	2-4	N
5-4-96	L	2-6	A
5-4-96	L	0-7	A
5-5-96	L	1-6	A
4-6-97	L	0-3	A



NON-CONFERENCE OPPONENT SERIES HISTORY

4-6-97	L	2-6	A
3-8-98	W	1-0	N
4-5-98	L	1-6	H
4-5-98	L	0-8	H
4-24-99	W	4-1	A
5-14-99	W	2-1	N
5-15-00	L	0-5	A
5-16-00	L	1-7	A
4-13-01	L	0-8	H
4-14-01	L	0-5	H
5-10-01	L	1-2	N
3-29-02	L	1-3	A
3-29-02	L	0-4	A
4-18-03	L	2-6	H
4-19-03	L	0-10	H
4-21-04	L	3-7	A
4-21-04	L	3-4	A
4-11-05	L	5-8	H
4-11-05	L	2-9	H
3-28-06	W	4-2	A
3-28-06	L	3-7	A
3-22-07	L	0-7	H
3-22-07	L	3-7	H
5-12-07	L	3-6	N
4-10-08	L	2-3	A
4-10-08	L	3-8	A
3-10-09	L	1-6	H
3-10-09	L	0-12	H
4-15-10	L	7-9	A
4-15-10	W	7-6	A
5-15-10	L	0-2	N
4-1-11	W	5-0	H
4-2-11	L	6-7	H
4-5-12	L	1-3	A
4-6-12	W	5-4	A
4-7-12	L	1-4	A
4-13-13	L	0-9 (6)	H
4-14-13	L	0-6	H
4-15-13	L	7-13	H
5-2-14	L	0-5	A
5-3-14	L	1-5	A
5-4-14	L	0-13 (5)	A
3-27-15	L	1-9	H
3-28-15	L	5-13 (6)	H
3-29-15	L	6-21 (5)	H
5-6-16	L	0-8 (5)	A
5-7-16	L	0-4	A
5-8-16	L	1-10	A
4-28-17	L	2-4	H
4-29-17	L	0-12 (5)	H
4-30-17	L	3-14 (5)	H
5-12-17	L	0-8	N
3-23-18	L	0-8 (5)	A
3-24-18	L	0-8 (5)	A
3-25-18	L	1-19 (5)	A
3-22-19	L	1-5	H
3-23-19	L	3-8	H
3-24-19	L	1-13	H
4-24-21	L	0-15 (5)	A
4-24-21	L	0-5	A
4-25-21	L	0-20 (5)	A
5-14-21	L	2-8	N
4-8-22	L	0-11 (5)	H
4-9-22	L	0-11 (5)	H
4-10-22	L	0-21 (5)	H
4-6-23	L	0-3	A
4-7-23	L	0-6	A
4-8-23	L	0-7	A
3-15-24	L	0-14	H
3-16-24	L	2-15 (5)	H
3-17-24	L	1-11	H

OKLAHOMA CHRISTIAN (1-2)

Home: 0-2; Away: 0-0; Neutral: 1-0

2-9-96	L	9-11	H
2-10-96	L	1-6	H
3-13-98	W	14-4	N

OKLAHOMA CITY (5-7)

Home: 5-7; Away: 0-0; Neutral: 0-0

2-23-96	L	1-5	N
2-10-96	L	5-7	H
3-8-97	L	1-12	H

3-9-97	L	1-2	H
4-3-01	W	5-0	H
4-3-01	L	3-5	H
4-16-02	L	0-4	H
4-16-02	L	3-7	H
4-22-03	W	8-5	H
4-22-03	W	10-2	H
3-22-05	W	4-0	H
3-22-05	W	7-5	H

OLE MISS (1-2)

Home: 0-0; Away: 0-0; Neutral: 1-2

2-13-99	L	0-2	N
3-11-00	W	1-0	N
3-16-01	L	0-1	N

OMAHA (1-0)

Home: 0-0; Away: 0-0; Neutral: 1-0

2-8-19	W	13-2 (5)	N
--------	---	----------	---

OREGON (3-7)

Home: 0-0; Away: 0-0; Neutral: 3-7

2-26-00	L	1-3	N
2-9-01	L	0-8	N
2-1-02	L	2-7	N
2-3-02	W	9-1	N
1-31-03	L	1-2	N
2-22-03	L	0-1	N
2-11-07	L	2-4	N
2-7-09	L	3-4	N
2-13-10	W	4-3	N
2-23-19	W	5-0	N

OREGON STATE (2-4)

Home: 0-0; Away: 0-0; Neutral: 2-4

2-26-00	L	0-3	N
2-16-02	L	0-8	N
2-7-03	L	1-2	N
2-29-08	W	2-1	N
3-10-18	L	2-4	N
3-11-18	W	4-1	N

PACIFIC (5-1)

Home: 0-0; Away: 2-0; Neutral: 3-1

3-15-99	W	1-0	A
3-15-99	W	8-0	A
5-21-99	W	1-0	N
2-17-06	L	0-7	N
2-28-09	W	7-5	N
3-1-09	W	1-0#	N

Forfeit

PENN STATE (2-2)

Home: 0-0; Away: 0-0; Neutral: 2-2

2-27-99	L	1-2	N
2-26-00	L	2-5	N
3-10-01	W	2-0	N
2-16-13	W	14-3 (5)	N

PORTLAND STATE (1-1)

Home: 0-0; Away: 0-0; Neutral: 1-1

2-12-05	L	1-7	N
2-18-12	W	5-1	N

PRAIRIE VIEW A&M (1-1)

Home: 0-0; Away: 0-0; Neutral: 0-1

2-21-04	L	5-7	N
---------	---	-----	---

2-21-15	W	12-0 (5)	N
---------	---	----------	---

PURDUE (1-4)

Home: 0-2; Away: 0-0; Neutral: 1-2

3-8-97	L	2-4	H
3-9-97	L	1-7	H
2-15-03	L	5-7	N
3-16-18	L	3-4	N
3-17-18	L	4-3	N

QUINNIPIAC (0-1)

Home: 0-0; Away: 0-0; Neutral: 0-1

3-15-09	L	1-4	N
---------	---	-----	---

RHODE ISLAND (2-0)

Home: 2-0; Away: 0-0; Neutral: 0-0

2-28-14	W	5-0	H
3-1-14	W	12-1 (5)	H

RIDER (1-0)

Home: 0-0; Away: 0-0; Neutral: 1-0

3-17-23	W	9-1 (5)	N
---------	---	---------	---

RUTGERS (1-1)

Home: 1-1; Away: 0-0; Neutral: 0-0

3-3-23	L	4-8	H
3-4-23	W	6-5	H

SACRAMENTO STATE (2-0)

Home: 0-0; Away: 0-0; Neutral: 2-0

2-20-99	W	4-3	N
2-26-05	W	4-1	N

SAINT FRANCIS (0-2)

Home: 0-2; Away: 0-0; Neutral: 0-0

3-17-17	L	10-12 (8)	H
3-18-17	L	1-3	H

SAINT LOUIS (1-0)

Home: 0-0; Away: 0-0; Neutral: 1-0

2-27-04	W	2-1	N
---------	---	-----	---

SAINT MARY'S, TEXAS (2-0)

Home: 0-0; Away: 2-0; Neutral: 0-0

3-17-98	W	13-0	A
3-17-98	W	7-3	A

SAINT PETER'S COLLEGE (1-0)

Home: 0-0; Away: 0-0; Neutral: 1-0

5-17-01	W	3-2	N
---------	---	-----	---

SAM HOUSTON STATE (4-4)

Home: 2-1; Away: 0-2; Neutral: 2-1

2-2-97	L	2-7	A
2-2-97	L	0-2	A
2-16-97	W	10-1	H
2-23-13	L	0-4	N
2-24-13	W	8-3	N
2-28-14	L	0-2	H
3-1-14	W	4-2	H
2-16-24	W	4-2	N

SAN DIEGO (1-1)

Home: 0-0; Away: 1-0; Neutral: 0-1

3-18-09	W	2-1	A
2-19-16	L	0-6	N

SAN DIEGO STATE (8-6)

Home: 1-1; Away: 2-3; Neutral: 5-2

3-6-98	W	6-2	N
3-6-98	L	0-1	N
2-20-99	W	4-1	A
3-18-00	W	6-4	H
3-19-00	L	1-2	H
3-3-07	W	7-0	N
3-17-09	W	5-3	A
3-17-09	L	2-4	A
2-14-10	W	6-1	N
2-9-12	W	5-4	N
3-16-13	L	0-3	N
3-16-14	L	4-5	A
2-19-16	L	3-13 (5)	A
2-23-19	W	7-0	N

SAN JOSE STATE (4-0)

Home: 0-0; Away: 3-0; Neutral: 1-0

3-18-98	W	1-0	A
3-18-98	W	5-2	A
3-12-99	W	3-1	A
3-16-01	W	1-0	N

SANTA CLARA (3-1)

Home: 0-0; Away: 1-1; Neutral: 2-0

3-20-98	W	11-1	A
3-20-98	L	3-4	A
2-17-23	W	9-1 (5)	N
2-19-23	W	16-14	N

SEATTLE (2-0)

Home: 0-0; Away: 1-0; Neutral: 1-0

3-18-15	W	8-4	A
3-9-18	W	6-2	N

SETON HALL (3-2)

Home: 1-1; Away: 1-0; Neutral: 1-0

3-18-12	W	9-0	A
3-15-13	W	7-4	N
3-3-23	W	5-3	H
3-4-23	L	2-3	H

SONOMA STATE (2-0)

Home: 2-0; Away: 0-0; Neutral: 0-0

3-17-99	W	3-0	H
3-17-99	W	10-2	H

SOUTH CAROLINA (3-0)

Home: 0-0; Away: 0-0; Neutral: 3-0

5-20-99	W	1-0	N
5-22-99	W	4-1	N
2-13-20	W	5-1	N

SOUTH DAKOTA (1-2)

Home: 0-0; Away: 0-0; Neutral: 1-2

2-21-16	L	3-5	N
5-6-17	L	2-5	N
5-7	W	6-2	N

SOUTH DAKOTA STATE (4-0)

Home: 0-0; Away: 0-0; Neutral: 4-0

3-17-06	W	10-2	N
3-17-06	W	16-9	N
3-12-09	W	10-0	N
3-12-09	W	14-3	N

NON-CONFERENCE OPPONENT SERIES HISTORY

SOUTH FLORIDA (USF) (0-2)

Home: 0-0; Away: 0-0; Neutral: 0-2

2-27-09 ___ L ___ 9-15 ___ N
2-15-20 ___ L ___ 0-3 ___ N

SOUTHEASTERN LOUISIANA (1-1)

Home: 0-0; Away: 0-0; Neutral: 1-1

2-20-04 ___ W ___ 8-0 ___ N
2-22-04 ___ L ___ 2-3 ___ N

SOUTHEAST MISSOURI (1-1)

Home: 0-0; Away: 0-0; Neutral: 1-1

2-27-21 ___ L ___ 3-5 (8) ___ N
2-28-21 ___ W ___ 7-1 ___ N

SOUTHERN (2-0)

Home: 0-0; Away: 0-0; Neutral: 2-0

3-5-22 ___ W ___ 5-0 ___ H
3-6-22 ___ W ___ 9-1 ___ H

SOUTHERN ILLINOIS (0-2)

Home: 0-0; Away: 0-0; Neutral: 0-2

2-10-06 ___ L ___ 0-3 ___ N
2-11-06 ___ L ___ 2-3 ___ N

SOUTHERN UTAH (2-1)

Home: 0-0; Away: 0-0; Neutral: 1-2

2-29-96 ___ L ___ 3-4 ___ N
2-21-97 ___ W ___ 3-1 ___ N
2-12-10 ___ W ___ 9-1 ___ N

SOUTHWESTERN LOUISIANA (0-1)

Home: 0-0; Away: 0-0; Neutral: 0-1

3-12-98 ___ L ___ 0-2 ___ N

ST. BONAVENTURE (0-1)

Home: 0-0; Away: 0-0; Neutral: 0-1

3-15-03 ___ L ___ 3-4 ___ N

ST. JOHN'S (2-0)

Home: 2-0; Away: 0-0; Neutral: 0-0

2-25-11 ___ W ___ 5-3 ___ H
2-26-11 ___ W ___ 19-8 (5) ___ H

STANFORD (1-13)

Home: 0-0; Away: 1-3; Neutral: 0-10

3-21-98 ___ L ___ 0-2 ___ A
3-21-98 ___ L ___ 1-3 ___ A
2-18-99 ___ L ___ 0-1 ___ N
3-11-01 ___ L ___ 0-1 ___ N
2-9-03 ___ L ___ 0-7 ___ N
2-25-05 ___ L ___ 4-8 ___ N
2-23-06 ___ L ___ 0-8 ___ N
3-3-07 ___ L ___ 1-2 ___ N
3-1-08 ___ L ___ 2-9 ___ N
3-8-08 ___ L ___ 1-3 ___ N
2-7-09 ___ L ___ 1-6 ___ N
5-21-10 ___ L ___ 4-5 ___ A
5-22-10 ___ W ___ 6-3 ___ A
5-11-12 ___ L ___ 1-7 ___ N

STEPHEN F. AUSTIN (5-4)

Home: 0-1; Away: 2-0; Neutral: 3-3

2-23-96 ___ L ___ 0-2 ___ N
3-2-96 ___ L ___ 3-5 ___ N

2-1-97 ___ W ___ 4-0 ___ A
2-1-97 ___ W ___ 7-4 ___ A
2-21-04 ___ L ___ 1-4 ___ N
2-25-12 ___ W ___ 2-1 ___ N
3-6-16 ___ L ___ 1-10 ___ H
3-16-18 ___ W ___ 1-0 ___ N
2-23-24 ___ W ___ 4-0 ___ N

STONY BROOK (2-0)

Home: 0-0; Away: 2-0; Neutral: 0-0

3-14-12 ___ W ___ 4-1 ___ A
3-14-12 ___ W ___ 6-3 ___ A

SYRACUSE (1-1)

Home: 0-0; Away: 0-0; Neutral: 1-1

2-21-20 ___ W ___ 4-3 ___ N
2-23-20 ___ L ___ 2-3 (8) ___ N

TARLETON STATE (3-1)

Home: 2-1; Away: 1-0; Neutral: 0-0

3-20-21 ___ L ___ 9-11 (8) ___ H
3-21-21 ___ W ___ 23-0 (5) ___ H
3-21-21 ___ W ___ 9-1 (6) ___ H
3-16-22 ___ W ___ 3-2 ___ A

TEMPLE (2-0)

Home: 0-0; Away: 0-0; Neutral: 2-0

3-8-01 ___ W ___ 2-0 ___ N
2-17-07 ___ W ___ 10-2 ___ N

TENNESSEE (0-3)

Home: 0-1; Away: 0-0; Neutral: 0-2

2-15-97 ___ L ___ 0-3 ___ H
3-4-06 ___ L ___ 0-4 ___ N
2-10-12 ___ L ___ 0-1 ___ N

TEXAS (12-61)

Home: 5-27 | Away: 4-25 | Neutral: 3-9

4-27-97 ___ L ___ 0-3 ___ H
4-27-97 ___ L ___ 0-6 ___ H
4-26-98 ___ L ___ 0-1 ___ A
5-2-98 ___ L ___ 0-3 ___ N
5-14-99 ___ L ___ 0-1 ___ N
2-12-00 ___ W ___ 4-0 ___ N
4-11-00 ___ L ___ 0-1 ___ H
5-11-00 ___ W ___ 8-4 ___ N
5-2-01 ___ W ___ 8-3 ___ A
5-2-01 ___ L ___ 0-2 ___ A
4-17-02 ___ L ___ 2-3 ___ H
4-17-02 ___ L ___ 0-2 ___ H
4-2-03 ___ L ___ 0-2 ___ A
4-2-03 ___ L ___ 0-1 ___ A
5-1-03 ___ L ___ 1-7 ___ N
4-15-04 ___ L ___ 7-8 ___ H
4-15-04 ___ L ___ 1-10 ___ H
4-26-05 ___ W ___ 2-0 ___ A
4-26-05 ___ L ___ 0-3 ___ A
4-20-06 ___ L ___ 0-6 ___ H
4-26-07 ___ L ___ 1-11 ___ A
4-26-07 ___ L ___ 1-6 ___ A
3-13-08 ___ L ___ 2-8 ___ N
3-27-08 ___ W ___ 5-4 ___ H
4-17-08 ___ L ___ 1-10 ___ A
3-26-09 ___ L ___ 0-7 ___ A
4-15-09 ___ L ___ 0-2 ___ H
4-6-10 ___ L ___ 0-4 ___ A
4-29-10 ___ L ___ 2-7 ___ H
4-22-11 ___ L ___ 2-15 (5) ___ H
4-23-11 ___ L ___ 5-9 ___ H
3-6-12 ___ L ___ 0-8 (6) ___ A

3-7-12 ___ L ___ 1-2 ___ A
4-11-12 ___ W ___ 5-2 ___ H
4-26-13 ___ L ___ 6-8 ___ H
4-27-13 ___ L ___ 1-4 ___ H
4-28-13 ___ L ___ 1-4 ___ H
4-4-14 ___ L ___ 1-5 ___ A
4-5-14 ___ W ___ 6-5 ___ A
4-6-14 ___ L ___ 3-7 ___ A
4-24-15 ___ L ___ 3-4 ___ H
4-25-15 ___ W ___ 4-0 ___ H
4-26-15 ___ W ___ 7-3 ___ H
4-8-16 ___ W ___ 3-2 ___ A
4-9-16 ___ L ___ 0-2 ___ A
4-10-16 ___ L ___ 4-8 ___ A
4-13-17 ___ L ___ 1-4 (14) ___ H
4-14-17 ___ L ___ 5-9 ___ H
4-15-17 ___ L ___ 3-11 ___ H
5-12-17 ___ L ___ 1-7 ___ N
4-13-18 ___ L ___ 2-5 ___ A
4-14-18 ___ L ___ 0-3 ___ A
4-15-18 ___ L ___ 2-6 ___ A
5-12-18 ___ L ___ 2-9 ___ N
4-5-19 ___ L ___ 0-2 ___ H
4-6-19 ___ W ___ 3-2 ___ H
4-7-19 ___ L ___ 0-2 ___ H
4-1-21 ___ L ___ 0-5 ___ A
4-2-21 ___ L ___ 1-10 (5) ___ A
4-3-21 ___ L ___ 1-2 ___ A
5-15-21 ___ W ___ 5-1 ___ N
4-29-22 ___ L ___ 4-5 ___ H
4-30-22 ___ L ___ 1-11 (5) ___ H
4-30-22 ___ L ___ 6-7 ___ H
5-12-22 ___ L ___ 1-9 (5) ___ N
3-24-23 ___ L ___ 2-3 ___ A
3-25-23 ___ L ___ 3-4 ___ A
3-26-23 ___ L ___ 3-8 ___ A
5-11-23 ___ L ___ 6-7 (8) ___ N
5-3-24 ___ L ___ 3-13 (5) ___ H
5-4-24 ___ L ___ 0-23 (5) ___ H
5-5-24 ___ L ___ 4-14 (5) ___ H
5-9-24 ___ L ___ 4-13 (5) ___ N

TEXAS A&M (12-29)

Home: 4-12; Away: 5-16; Neutral: 3-1

4-3-96 ___ L ___ 0-11 ___ H
4-3-96 ___ L ___ 5-9 ___ H
4-17-96 ___ L ___ 0-4 ___ A
4-17-96 ___ L ___ 3-4 ___ A
4-25-98 ___ W ___ 3-1 ___ A
4-25-98 ___ W ___ 2-1 ___ A
5-2-99 ___ L ___ 1-5 ___ H
5-2-99 ___ W ___ 3-2 ___ H
5-13-99 ___ W ___ 4-0 ___ N
5-3-00 ___ L ___ 1-2 ___ A
5-3-00 ___ W ___ 8-1 ___ A
3-29-01 ___ W ___ 1-0 ___ H
3-29-01 ___ L ___ 6-8 ___ H
5-11-01 ___ W ___ 1-0 ___ N
4-10-02 ___ L ___ 0-3 ___ A
4-10-02 ___ L ___ 0-7 ___ A
3-19-03 ___ W ___ 4-1 ___ H
3-19-03 ___ L ___ 1-10 ___ H
5-2-03 ___ L ___ 0-2 ___ N
4-17-04 ___ L ___ 1-11 ___ H
4-18-04 ___ L ___ 5-12 ___ H
4-22-05 ___ L ___ 2-7 ___ A
4-24-05 ___ L ___ 0-8 ___ A
4-1-06 ___ W ___ 3-2 ___ H
4-2-06 ___ L ___ 5-7 ___ H
4-28-07 ___ L ___ 0-5 ___ A
4-29-07 ___ W ___ 6-2 ___ A
5-12-07 ___ W ___ 4-3 ___ N

3-21-08 ___ L ___ 3-7 ___ H
3-22-08 ___ L ___ 1-3 ___ H
4-10-09 ___ L ___ 4-5 ___ A
4-11-09 ___ L ___ 0-6 ___ A
5-1-10 ___ L ___ 6-10 ___ H
5-2-10 ___ L ___ 4-8 ___ H
5-13-11 ___ L ___ 0-3 ___ A
5-14-11 ___ L ___ 2-5 ___ A
3-11-16 ___ L ___ 5-9 ___ A
3-12-16 ___ L ___ 6-7 ___ A
3-13-16 ___ L ___ 3-17 ___ A
2-10-18 ___ L ___ 5-9 ___ A
2-21-21 ___ W ___ 2-1 ___ A

TAMU-CORPUS CHRISTI (9-7)

Home: 3-2; Away: 3-0; Neutral: 3-5

3-3-00 ___ W ___ 5-0 ___ A
3-4-00 ___ W ___ 2-0 ___ A
3-17-01 ___ W ___ 8-5 ___ A
2-2-02 ___ W ___ 8-5 ___ N
4-3-02 ___ L ___ 2-8 ___ H
4-3-02 ___ W ___ 2-0 ___ H
1-31-03 ___ L ___ 1-4 ___ N
3-2-03 ___ L ___ 0-9 ___ N
2-6-04 ___ L ___ 0-1 ___ N
2-4-05 ___ L ___ 0-2 ___ N
4-4-05 ___ L ___ 0-2 ___ H
2-15-14 ___ W ___ 2-1 ___ N
2-10-17 ___ W ___ 7-0 ___ N
2-12-17 ___ L ___ 0-2 ___ N
3-12-22 ___ W ___ 9-0 (5) ___ H
3-13-22 ___ W ___ 9-1 (5) ___ H

TEXAS LUTHERAN (2-0)

Home: 0-0; Away: 2-0; Neutral: 0-0

3-28-99 ___ W ___ 8-0 ___ A
3-28-99 ___ W ___ 5-0 ___ A

TEXAS SOUTHERN (2-0)

Home: 0-0; Away: 0-0; Neutral: 2-0

2-27-10 ___ W ___ 18-0 ___ N
2-9-14 ___ W ___ 2-0 ___ N

TEXAS STATE (22-16)

Home: 7-6; Away: 11-7; Neutral: 4-3

2-11-96 ___ W ___ 5-3 ___ A
2-11-96 ___ L ___ 5-4 ___ A
2-8-97 ___ W ___ 3-1 ___ A
2-8-97 ___ W ___ 8-7 ___ A
2-16-98 ___ W ___ 3-0 ___ H
2-16-98 ___ L ___ 3-0 ___ H
2-21-98 ___ W ___ 4-2 ___ N
2-21-98 ___ W ___ 2-1 ___ N
2-12-99 ___ L ___ 4-2 ___ N
2-1-02 ___ W ___ 13-6 ___ A
2-1-03 ___ W ___ 2-1 ___ N
3-24-03 ___ L ___ 13-0 ___ H
3-24-03 ___ L ___ 4-3 ___ H
2-7-04 ___ L ___ 4-3 ___ N
3-22-04 ___ L ___ 6-1 ___ H
3-22-04 ___ L ___ 6-4 ___ H
2-05-05 ___ L ___ 7-5 ___ A
3-15-07 ___ W ___ 1-0 ___ A
3-15-07 ___ L ___ 2-6 ___ A
4-8-08 ___ W ___ 6-2 ___ H
4-8-08 ___ W ___ 8-6 ___ H



NON-CONFERENCE OPPONENT SERIES HISTORY

4-13-09	W	3-2	A
4-13-09	L	1-5	A
2-24-12	W	6-0	N
2-26-12	L	1-3	N
2-22-13	W	6-1	A
3-21-14	W	3-2	H
3-22-14	W	7-2	H
3-22-14	W	5-3	H
2-13-15	W	5-2	A
2-14-15	L	0-2	A
2-15-15	L	0-3	A
2-10-17	L	1-2	A
3-3-21	L	5-6	H
3-3-21	W	7-2	H
3-14-23	W	4-3	A
3-14-23	W	3-2	A
2-17-24	W	4-1	A
2-18-24	L	1-8	A

TEXAS WOMAN'S (1-0-1)

Home: 0-0; Away: 1-0-1; Neutral: 0-0

2-9-97	W	3-0	A
2-9-97	T	1-1	A

TOWSON (1-0)

Home: 0-0; Away: 0-0; Neutral: 1-0

3-20-10	W	6-2	N
---------	---	-----	---

TROY (2-0)

Home: 2-0; Away: 0-0; Neutral: 0-0

3-10-13	W	11-3 (5)	H
3-11-13	W	15-0 (5)	H

TULSA (6-10)

Home: 3-4; Away: 0-3; Neutral: 3-3

2-8-96	L	9-11	H
2-9-96	L	4-12	H
2-10-96	L	4-15	H
3-5-00	L	2-4	N
2-6-04	L	4-9	N
2-28-04	L	2-5	A
3-22-13	L	1-5	N
3-13-15	L	1-11 (5)	H
3-14-15	W	10-2 (5)	H
3-12-17	L	0-7	A
3-12-22	W	8-5	H
3-13-22	W	2-0	H
2-10-23	W	8-3	N
2-11-23	L	2-3	N
2-12-23	W	12-1 (5)	N
2-17-24	W	3-2	N

UAB (2-1)

Home: 0-0; Away: 4-0; Neutral: 3-0

2-27-04	L	6-7	N
2-26-05	W	1-0	N
2-15-19	W	7-2	N

UC DAVIS (3-0)

Home: 0-0; Away: 0-0; Neutral: 3-0

2-27-05	W	5-3	N
3-2-08	W	3-2	N
5-22-10	W	1-0	N

UC RIVERSIDE (3-3)

Home: 1-1; Away: 1-0; Neutral: 1-2

2-14-03	W	7-5	N
3-4-05	W	10-2	H
3-6-05	L	3-5	H
3-18-06	L	1-5	N
3-18-18	W	2-1	A
2-23-23	L	4-6 (8)	N

UC SAN DIEGO (1-0)

Home: 0-0; Away: 0-0; Neutral: 1-0

2-25-23	W	11-5	N
---------	---	------	---

UC SANTA BARBARA (1-1)

Home: 0-0; Away: 0-0; Neutral: 1-1

2-21-99	L	0-3	N
3-6-09	W	8-6	N

UCLA (0-5)

Home: 0-0; Away: 0-0; Neutral: 0-5

2-10-00	L	2-3	N
3-10-01	L	0-7	N
2-8-02	L	0-11	N
2-15-02	L	2-13	N
2-25-22	L	1-2	N

UCONN (0-1)

Home: 0-0; Away: 0-0; Neutral: 0-1

3-14-09	L	1-4	N
---------	---	-----	---

UMASS (0-2)

Home: 0-0; Away: 0-0; Neutral: 0-2

2-9-02	L	1-7	N
2-8-03	L	2-5	N

UNLV (5-5)

Home: 2-1; Away: 2-4; Neutral: 1-0

2-16-02	L	4-7	A
2-8-03	W	6-0	N
2-15-03	L	0-3	N
2-26-06	W	5-0	N
2-8-08	L	0-2	A
3-6-09	L	0-6	A
2-9-13	W	10-6	A
3-22-13	L	3-5	A
3-15-14	W	7-2	N
2-11-16	W	7-3	A

UT ARLINGTON (16-10)

Home: 8-1; Away: 6-2; Neutral: 2-7

4-10-81	L	2-7	N
4-19-81	L	0-7	N
4-24-81	L	0-4	N
2-23-96	L	0-4	N
2-21-97	L	1-3	N
2-23-97	W	4-3	N
4-12-06	L	2-3	A
4-12-06	W	4-0	A
4-22-08	L	3-5	H
4-22-08	W	8-1	H
2-28-10	W	3-2	A
3-2-12	W	2-0	H
3-3-12	W	9-1	H
3-4-12	W	7-1	H
2-23-13	W	2-0	N
2-20-14	W	4-1	A
3-6-14	W	8-1	H

2-20-15	W	10-6	A
3-8-15	W	13-5 (5)	H
2-13-18	W	12-5	A
5-17-18	L	4-9	N
5-18-18	L	2-5	N
3-1-19	W	9-1 (5)	H
3-2-19	W	8-4	H
2-10-23	L	3-4	A
2-11-23	W	4-0	A

UTEP (16-6)

Home: 10-2; Away: 5-4; Neutral: 1-0

2-18-04	W	9-3	H
2-18-04	W	5-4	H
3-16-04	W	4-0	A
3-25-08	W	9-1	H
3-25-08	W	5-4	H
4-23-09	L	1-2	A
4-23-09	L	1-5	A
2-25-12	W	5-2	N
3-11-15	L	3-5	A
3-11-15	L	7-9	A
3-3-17	W	8-0 (5)	H
3-4-17	W	12-4 (6)	H
3-3-18	W	8-5	A
3-3-18	W	10-3	A
3-5-19	W	10-0 (5)	H
3-5-19	W	16-8 (5)	H
3-19-21	W	8-0 (5)	H
3-19-21	W	8-0 (5)	H
3-20-21	L	8-9	H
2-17-23	W	5-4	A
2-18-23	W	8-6	A
3-1-24	L	2-3	H

UT-PERMIAN BASIN (2-0)

Home: 2-0; Away: 0-0; Neutral: 0-0

4-1-97	W	18-0	H
4-1-97	W	19-0	H

UTSA (18-11)

Home: 7-3; Away: 7-5; Neutral: 4-3

2-10-96	L	2-1	A
2-20-96	L	5-4	A
2-21-97	W	3-2	A
2-22-97	W	6-1	A
2-23-97	W	4-3	A
4-7-99	W	5-4	H
4-7-99	L	4-1	H
3-15-00	W	4-0	H
3-15-00	L	5-1	H
2-18-01	W	2-1	A
2-18-01	L	3-2	A
2-22-03	L	4-2	N
2-7-04	L	11-3	N
4-26-06	L	3-4	H
4-26-06	W	4-1	H
3-16-07	W	5-4	A
3-16-07	W	6-3	A
4-15-08	W	6-1	H
4-15-08	W	2-0	H
3-30-09	W	9-1	A
2-6-15	L	7-13	N
2-13-15	W	9-5	N
2-15-15	W	7-2	N
3-6-16	W	6-4	H

5-3-17	L	2-3 (9)	A
5-3-17	L	3-6	A
3-3-18	W	5-0	H
2-11-22	W	8-0 (5)	N
2-12-22	W	6-5	N

UTAH STATE (2-0)

Home: 0-0; Away: 0-0; Neutral: 2-0

2-11-01	W	6-4	N
2-19-12	W	11-2	N

UTAH VALLEY (5-1)

Home: 4-1; Away: 0-0; Neutral: 1-0

2-18-11	W	8-3	H
2-19-11	W	8-2	H
2-20-11	W	14-5 (6)	H
3-6-15	L	5-6	H
3-7-15	W	8-5	H
2-12-16	W	4-2	N

VALPARAISO (2-0)

Home: 0-0; Away: 0-0; Neutral: 2-0

3-11-05	W	2-0	N
3-13-05	W	11-0	N

VERMONT (1-0)

Home: 0-0; Away: 0-0; Neutral: 1-0

3-17-97	W	4-2	N
---------	---	-----	---

VIRGINIA (1-0)

Home: 0-0; Away: 0-0; Neutral: 1-0

2-16-07	W	8-7	N
---------	---	-----	---

WAGNER (1-0)

Home: 0-0; Away: 0-0; Neutral: 1-0

2-6-09	W	4-2	N
--------	---	-----	---

WASHINGTON (1-13)

Home: 0-0; Away: 0-3; Neutral: 1-9

2-10-01	L	1-4	N
3-15-02	L	3-10	N
2-14-04	L	1-2	N
3-9-07	L	0-1	N
3-10-07	W	3-2	N
2-8-08	L	1-8	N
2-22-08	L	1-6	N
5-19-12	L	0-2	A
3-19-15	L	1-7	A
3-19-15	L	5-8	A
2-12-16	L	5-14	N
2-24-19	L	1-4	N
2-16-20	L	5-11 (8)	N
2-19-22	L	0-1	N

WEBER STATE (1-1)

Home: 0-0; Away: 0-0; Neutral: 1-1

2-14-14	L	2-3	N
2-15-14	W	12-5	N

WESTERN KENTUCKY (1-1)

Home: 0-0; Away: 0-0; Neutral: 1-1

3-17-01	W	2-1	N
2-17-08	L	1-2	N

WESTERN MICHIGAN (0-1)

Home: 0-0; Away: 0-0; Neutral: 0-1

NON-CONFERENCE OPPONENT SERIES HISTORY

2-14-04 ___ L ___ 1-2 ___ N

WESTERN NEW MEXICO (1-0)

Home: 0-0; Away: 0-0; Neutral: 1-0

2-7-98 ___ W ___ 15-0 ___ N

WISCONSIN-GREEN BAY (1-1)

Home: 0-0; Away: 0-0; Neutral: 1-1

3-22-97 ___ W ___ 7-0 ___ N

3-12-99 ___ L ___ 0-3 ___ N

WICHITA STATE (7-7)

Home: 2-2; Away: 1-1; Neutral: 4-4

3-2-96 ___ L ___ 0-6 ___ N

3-1-97 ___ W ___ 3-2 ___ N

3-1-03 ___ L ___ 1-3 ___ N

3-7-03 ___ L ___ 3-8 ___ N

2-4-05 ___ W ___ 4-2 ___ N

3-12-05 ___ W ___ 3-1 ___ A

3-11-06 ___ L ___ 3-4 ___ A

2-23-08 ___ L ___ 0-8 ___ N

2-28-10 ___ W ___ 2-1 ___ N

3-6-10 ___ L ___ 2-5 ___ H

3-7-10 ___ W ___ 8-0 ___ H

2-27-11 ___ w ___ 10-2 (5) ___ H

3-3-17 ___ L ___ 7-10 ___ H

3-10-17 ___ W ___ 4-3 ___ N

WISCONSIN (3-1)

Home: 0-0; Away: 0-0; Neutral: 3-1

2-20-09 ___ W ___ 5-4 ___ N

2-21-09 ___ L ___ 1-2 ___ N

2-11-10 ___ W ___ 5-2 ___ N

2-9-19 ___ W ___ 8-3 ___ N

RED- former conference opponents (Big 12)



SCORIGAMI

Score	# of times	Last time	Record	Score	# of times	Last time	Record
0-0	1	3/14/1983	0-0-1	13-4	2	5/9/2024	1-1
1-0	95	4/23/2023	45-50	14-4	3	5/5/2024	1-2
2-0	75	2/10/2024	23-52	15-4	2	4/20/1996	0-2
3-0	63	4/24/2023	22-41	16-4	1	3/14/2015	1-0
4-0	45	2/23/2024	22-23	18-4	1	3/24/2017	1-0
5-0	40	3/5/2022	20-20	6-5	33	4/12/2024	22-11
6-0	28	4/7/2023	11-17	7-5	20	4/2/2023	10-10
7-0	36	4/8/2023	14-22	8-5	18	3/28/2024	12-6
8-0	70	4/27/2024	36-34	9-5	11	2/8/2020	4-7
9-0	15	2/25/2023	6-9	10-5	3	3/7/2024	2-1
10-0	31	3/2/2024	19-12	11-5	2	2/25/2023	1-1
11-0	11	4/9/2022	5-6	12-5	3	2/13/2018	2-1
12-0	7	4/29/2017	2-5	13-5	5	3/11/2023	4-1
13-0	7	4/20/2024	2-5	14-5	5	3/12/2024	4-1
14-0	2	3/15/2024	1-1	15-5	2	4/21/2013	2-0
15-0	8	3/8/2024	7-1	16-5	1	4/10/2011	1-0
17-0	1	3/6/2020	1-0	17-5	1	3/17/2011	1-0
18-0	4	3/1/2013	4-0	7-6	16	4/26/2024	7-9
19-0	1	4/1/1997	1-0	8-6	11	2/18/2023	6-5
20-0	1	4/25/2021	0-1	9-6	6	2/18/2022	4-2
21-0	1	4/10/2022	0-1	10-6	5	2/20/2015	2-3
23-0	2	5/4/2024	1-1	11-6	3	4/14/2019	3-0
1-1	3	2/9/1997	0-0-3	13-6	3	3/15/2014	2-1
2-1	87	4/6/2024	49-38	14-6	2	2/14/2014	1-1
3-1	48	2/16/2023	21-27	15-6	2	4/3/2024	2-0
4-1	58	4/30/2021	27-31	16-6	1	5/1/2016	0-1
5-1	36	3/20/2022	12-24	21-6	1	3/29/2015	0-1
6-1	34	4/22/2023	14-20	8-7	13	2/24/2024	7-6
7-1	23	2/17/2022	8-15	9-7	5	4/1/2016	2-3
8-1	25	2/18/2024	19-6	10-7	1	3/3/2017	0-1
9-1	32	3/12/2024	25-7	11-7	2	4/28/2018	1-1
10-1	14	4/29/2023	4-10	12-7	2	2/18/2023	1-1
11-1	13	3/17/2024	6-7	13-7	2	2/6/2015	0-2
12-1	6	3/18/2023	4-2	15-7	1	3/20/2005	1-0
13-1	1	3/24/2019	0-1	19-7	1	3/30/2012	1-0
14-1	1	3/28/2014	0-1	9-8	5	2/10/2024	2-3
15-1	1	3/27/1997	1-0	10-8	3	3/9/2024	2-1
19-1	2	3/25/2018	1-1	11-8	1	2/22/2009	0-1
24-1	1	3/12/2010	1-0	12-8	1	4/6/2018	0-1
3-2	60	3/1/2024	28-32	16-8	3	3/5/2019	2-1
4-2	51	4/14/2024	25-26	19-8	1	2/26/2011	1-0
5-2	39	4/28/2024	18-21	10-9	4	5/8/2024	3-1
6-2	30	2/24/2023	18-12	11-9	4	3/20/2021	0-4
7-2	27	3/12/2023	12-15	12-9	4	3/29/2024	2-2
8-2	20	5/14/2021	6-14	13-9	2	3/7/2015	1-1
9-2	11	2/28/2024	4-7	14-9	1	4/6/2007	0-1
10-2	19	4/19/2019	14-5	15-9	1	2/27/2009	0-1
11-2	4	4/13/2019	4-0	16-9	1	3/17/2006	1-0
12-2	2	4/10/2021	1-1	11-10	2	4/10/2018	1-1
13-2	7	3/6/2022	5-2	12-10	1	3/17/2017	0-1
14-2	1	2/15/2013	1-0	15-10	1	2/8/2019	1-0
15-2	4	3/16/2024	1-3	15-12	1	4/13/24	0-1
16-2	1	3/27/2022	0-1	12-11	1	3/5/2017	0-1
18-2	1	3/2/2024	1-0	16-11	1	4/15/2023	0-1
3-3	1	3/18/1983	0-0-1	13-12	1	5/5/2007	1-0
4-3	58	4/5/2024	28-30	14-13	1	3/2/2018	0-1
5-3	43	3/3/2023	22-21	16-14	1	2/19/2023	1-0
6-3	17	5/1/2021	9-8	19-18	1	4/2/2016	1-0
7-3	20	3/18/2023	7-13				
8-3	15	3/26/2023	10-5				
9-3	3	4/9/2017	3-0				
10-3	7	4/11/2021	3-4				
11-3	12	4/19/2024	6-6				
12-3	3	3/11/2007	2-1				
13-3	2	5/3/2024	0-2				
14-3	4	4/30/2017	2-2				
16-3	1	2/25/2011	1-0				
17-3	1	3/13/2016	0-1				
18-3	1	3/31/1996	0-1				
5-4	43	3/30/2024	28-15				
6-4	16	4/21/2024	7-9				
7-4	17	3/19/2022	8-9				
8-4	22	4/1/2023	13-9				
9-4	3	5/17/2018	1-2				
10-4	6	4/3/2022	1-5				
12-4	8	2/24/2018	5-3				