

COLORADO FOOTBALL

GAME 9 — No. 21/24 Colorado at Texas Tech

November 9, 2024 • 2:00 PM MT • FOX

Jones AT&T Stadium (60,454) • Lubbock, Texas

BUFFS TAKE THE ROAD LOOKING FOR FOURTH STRAIGHT ROAD WIN

2024 Schedule & Results

6-2 Overall, 4-1 Big 12

Date	Opponent	Time (MT)	TV
8/29	NORTH DAKOTA STATE	W	31-26
9/7	at Nebraska	L	10-28
9/14	at Colorado State	W	28-9
9/21	BAYLOR (HC)	W	38-31
9/28	at Central Florida	W	48-21
10/12	KANSAS STATE	L	28-31
10/19	at Arizona	W	34-7
10/26	CINCINNATI (FW)	W	34-23
11/9	at Texas Tech	2:00 p.m.	FOX
11/16	UTAH	10 a.m.	FOX
11/23	at Kansas	TBA	
11/29	OKLAHOMA STATE	10 a.m.	ABC

HC—Homecoming / FW—Family Weekend

Travis Hunter

Travis Hunter continues to show why he is the best player in college football. Despite missing most of the game against Kansas State and half against Arizona Hunter still ranks tenth in the NCAA with 60 receptions, 3rd in the Big 12 with 757 receiving yards, and 9th in the NCAA for receiving touchdowns with eight. On defense he ranks tied for 10th in the Big 12 in interceptions with two and leads the Big 12 in pass breakups and is second in passes defended.

Shedeur Sanders

Shedeur Sanders is the only quarterback in college football to throw for at least 100 touchdowns and have 25 interceptions or less.

He is, in fact, one of only four active quarterbacks to have thrown at least 100 career touchdown passes, including Miami's Cam Ward and Oregon's Dillon Gabriel, and Washington's Will Rogers.

With his combined FCS and FBS stats he is near the top of every statistical category for players in the past three seasons of college football, and accomplishing that for the most part in less attempts.

He ranks fifth in passing yards with 12,804 and third in passing touchdowns with 118, has thrown the least amount of interceptions of any QB with at least 1,200 attempts.

Buff Bits

Who, What, When, Where

- Colorado Buffaloes at Texas Tech Red Raiders
- Week 9 of the 2024 College Football Season
- November 9, 2024, 2:00 p.m.
- Jones AT&T Stadium, Lubbock, Texas

Five Things To Know

- Hunter was added to his eighth award watchlist this season with the Maxwell Award. He is believed to be the only player to be named to an Offensive and Defensive Player of the Year award watchlist. He was also believed to be the first player to be named to the Biletnikoff and Thorpe award watch lists in the same season.
- Hunter became the only player in Big 12 history to win both an offensive and defensive player of the week. He is also believed to be the first player ever to win both an offensive and defensive player of the week from the power conferences.
- Shedeur Sanders now has the top two completion percentage games with a minimum of 30 attempts in the last two home games, completing 34-of-40 (85%) vs. K-State and 25-of-30 (83%) vs. Cincinnati
- Last time Colorado was tied for second in a conference without divisions — Nov. 18, 1995.
- Tied for third in combined appearances on College Gameday and Big Noon Kickoff in the last two seasons appearing seven times, behind only Ohio State and Michigan.

The Prime Effect

- When Coach Prime was hired, CU had 62,953 followers on CU football Instagram and 98,560 on CU football Twitter/X. Today, the Buffs are up to 1,041,411 followers on Instagram and 276,080 on Twitter/X.
- Enrollment at CU Boulder is at a record high, with 38,428 enrolled for the fall. CU also set a record for student retention, with 90% of students who started here last fall returning to CU this year. CU also had a record number of applications from students who identify as Black or African American, with enrollment up 7.9% from last year.
- Last semester he guest lectured three times for a class called "Prime Time: Public Performance and Leadership" that was offered by our College of Media Communication and Information (students referred to him as "Professor Prime"). He was the keynote speaker at last spring's Conference on World Affairs and he's been a guest lecturer at the Leeds School of Business and the Law School. He attended the grand opening of the Center for African American Studies here on campus.

Broadcast Coverage

FOX

Jason Benetti, Brock Huard, Allison Williams

Colorado Football Radio Network

Mark Johnson, Gary Barnett & Bobby Pesavento
Colorado Football Radio Network
SiriusXM 386

CU History

OVERALL: 729-546-36
HOME: 414-221-16
AWAY: 266-286-18
BOWLS: 12-18
Coach Prime: 10-10
In Colorado: 538-274-21

Series History

OVERALL: 5-5
IN Lubbock: 4-1 TT
STREAK: 2 Arizona
LAST: 24-27 in Boulder in 2010
Coach Prime vs. Texas Tech: 0-0
Joey McGuire vs. Colorado: 0-0

CU Athletic Communications

Contacts

Curtis Snyder, Herman Shelton & Aiden Tank
Snyder Cell - 720-218-4796
curtis.snyder@colorado.edu
Shelton Cell - 720-413-7526
herman.shelton@colorado.edu
Tank Cell - 303-956-2050
aiden.tank@colorado.edu

Useful Links

Colorado Football - cubuffs.com/fb
CU Media Center - cubuffs.com/media
Football Media - cubuffs.com/fbmedia
<http://culivestats.com>
Instagram/Facebook/X/Threads/TikTok/YouTube
@CUBuffsFootball

On The Inside

Roster	2-6	Stats	34-43
Depth Chart	7	Misc. Stats	44-58
Staff	8-10	Player Notes/Stats	59-88
Opponent	11-16	Honors	69-70
Team Notes	17-24	Participation	71-72
Game Summaries	25-33	Player GxG Stats	89-113

COLORADO FOOTBALL

2024 COLORADO FOOTBALL ROSTER

No.	Player	Pos.	Ht.	Wt.	Class	Exp.	Hometown (High School / Previous College)	Status
14	Colton Allen	QB	6-3	200	So.	VR	Highlands Ranch, Colo. (Valor Christian)	WO 3/3
59	Yahya Attia	OG	6-4	330	Fr.	HS	London, England (NFL Academy)	S 5/4
23	Isaiah Augustave	RB	6-2	210	So.	TR	Naples, Fla. (Naples/Arkansas)	S 4/3
32	Tagert Bardin	WR	6-0	160	Fr.	RS	Durango, Colo. (Durango)	WO 4/4
92	Anquin Barnes Jr.	DT	6-5	315	Jr.	TR	Montgomery, Ala. (Robert E. Lee/Alabama)	S 2/2
34	Titus Bautista	RB	5-10	185	Fr.	HS	Chicago, Ill. (DePaul College Prep)	WO 5/4
67	Kahlil Benson	OT	6-6	305	Jr.	TR	Webb, Miss. (Southaven/Indiana)	S 2/2
20	LaVonta Bentley	ILB	6-0	235	Gr.	1L	Birmingham, Ala. (P.D.-Jackson-Olin/Clemson)	S 1/1
39	Ben Bouzi	CB	6-1	180	Fr.	HS	Naples, Fla. (Naples)	S 5/4
42	Jeremiah Brown	ILB	6-2	220	Sr.	1L	Carrabelle, Fla. (Gadsden County/Jackson State)	S 2/1
56	Tyler Brown	OG	6-3	310	Sr.	VR	Jackson, Miss. (St. Joseph Catholic/La. Lafayette/Jackson State)	S 1/1
47	Rayyan Buell	DT	6-3	275	Gr.	TR	Hornell, N.Y. (Hornell/Ohio)	S 1/1
90	Taurean Carter II	DT	6-3	205	Gr.	TR	Mansfield, Texas (Mansfield Legacy/Arkansas)	S 1/1
52	Cash Cleveland	C	6-3	300	Fr.	HS	Rockwall, Texas (IMG Academy [Fla.])	WO 5/4
99	Shane Cokes	DT	6-3	275	Gr.	1L	Dayton, Ohio (Chaminade-Julienne/Dartmouth)	S 1/1
45	Ronald Coleman	WR	5-9	165	Fr.	TR	Jacksonville, Fla. (Riverside/Mississippi State)	WO 4/4
91	Brandon Davis-Swain	DE	6-4	260	Fr.	HS	Detroit, Mich. (West Bloomfield)	S 5/4
60	Aiden DeCorte	SN	6-1	300	Fr.	TS	Jackson, Mich. (Jackson/Central Michigan)	WO 4/4
79	Camden Dempsey	SN	6-2	260	Jr.	1L	Lakewood, Colo. (Lakewood)	WO 2/2
17	Jace Feely	PK/P	6-0	215	Jr.	1L	Gilbert, Ariz. (Gilbert Christian/Arizona State)	S 2/2
28	Ben Finneseth	S	6-2	205	Jr.	2L	Durango, Colo. (Durango)	WO 2/2
38	Brendan Gant	ILB	6-2	200	Gr.	1L	Lakeland, Fla. (Kathleen/Florida State)	S 1/1
57	Kyeran Garcia	ILB	6-2	220	Fr.	HS	Fort Meyers, Fla. (Dunbar)	S 5/4
38	Daniel Gerlach	P/PK	6-0	160	So.	TR	Boulder, Colo. (Boulder/Colby College)	WO 4/3
55	Gage Goldberg	ILB	6-0	210	Fr.	HS	Boerne, Texas (Champion)	WO 5/4
35	BJ Green II	DE	6-1	270	Sr.	TR	Atlanta, Ga. (Prince Avenue/Arizona State)	S 2/1
55	Kareem Harden	OT	6-5	315	Jr.	1L	Ft. Lauderdale, Fla. (Stranahan/Butler CC)	S 2/2
17	Isaiah Hardge	CB	5-10	160	Fr.	1L	Hollywood, Fla. (St. Thomas Aquinas)	S 4/4
81	Sam Hart	TE	6-5	255	Gr.	TR	Aurora, Colo. (Cherokee Trail/Ohio State)	S 2/1
39	Kameron Hawkins	SN	5-11	220	Sr.	TR	Orange, Calif. (Orange Lutheran/Arizona)	WO 2/1
7	Dallan Hayden	RB	5-10	205	So.	TR	Memphis, Tenn. (Christian Brothers/Ohio State)	S 3/3
50	Dayon Hayes	DE	6-3	265	Gr.	TR	Pittsburgh, Pa. (Westinghouse/Pittsburgh)	S 1/1
41	Nakhai Hill-Green	ILB	6-2	230	Gr.	TR	Pittsburgh, Pa. (St. Francis/Michigan/Charlotte)	S 1/1
24	Preston Hodge	CB	6-0	195	Sr.	TR	Waxahachie, Texas (Waxahachie/Liberty)	S 2/1
26	Brandon Hood	RB	5-10	185	Fr.	HS	McDonough, Ga. (Eagle's Landing)	S 5/4
3	Colton Hood	CB	5-11	190	Fr.	TR	McDonough, Ga. (Eagle's Landing/Auburn)	S 4/4
46	Trenton Hood	ILB	5-11	230	Fr.	HS	Phenix City, Ala. (Central)	WO 5/4
5	Jimmy Horn Jr.	WR	5-10	175	Sr.	1L	Sanford, Fla. (Seminole/South Florida)	S 2/1
54	Phillip Houston	OT	6-5	250	Jr.	TR	McKinney, Texas (McKinney Boyd/Navarro CC/Florida International)	S 2/1
70	Wyatt Hummel	OG	6-6	315	Gr.	TR	Dallas, Texas (Jesuit/Villanova)	S 1/1
12	Travis Hunter	ATH	6-1	185	Jr.	1L	Suwanee, Ga. (Collins Hill/Jackson State)	S 3/2
4	Travis Jay	S	6-2	205	Gr.	1L	Greenville, Ga. (Madison County/Florida State)	S 1/1
5	RJ Johnson	S	6-2	180	Fr.	TR	McDonough, Ga. (Eagle's Landing/Arkansas)	S 4/4
30	Braden Keith	CB	5-10	175	So.	1L	Broomfield, Colo. (Legacy)	WO 3/3
71	Payton Kirkland	OG	6-6	350	Fr.	TR	Orlando, Fla. (Dr. Phillips/Texas)	S 4/4
86	Brady Kopetz	TE	6-4	240	So.	1L	Portland, Ore. (Lincoln)	WO 3/3
96	Gabe Landers	SN	5-11	215	So.	VR	Olive Branch, Miss. (IMG Academy [Fla.]/Miami, Fla.)	WO 3/3
48	Angel Lopez	CB	6-1	165	Fr.	HS	Havana, Fla. (Gadsden County)	WO 5/4
59	Tristan Marois	DE	6-6	210	Jr.	TR	Saint-Bruno, Quebec (Clearwater Academy [Fla.]/Robert Morris)	WO 2/2
47	Gavin Marsh	WR	6-0	170	Fr.	RS	Chesterfield, Mo. (Marquette)	WO 4/4
37	Ian Massey	S	6-1	205	Gr.	TR	Houston, Texas (Westfield/Oregon State)	WO 1/1
16	Alejandro Mata	PK	5-9	190	Jr.	1L	Buford, Ga. (Buford/Jackson State)	S 3/2
13	Kaleb Mathis	WR	5-9	165	So.	1L	Arlington, Texas (Grace Prep)	WO 4/3
33	Kole Mathis	CB	5-8	140	Fr.	HS	Arlington, Texas (Fairview [Colo.])	WO 5/4
66	Justin Mayers	OG	6-4	320	Gr.	TR	Frisco, Texas (Reedy/UTEP)	S 1/1
40	Taje McCoy	DE	6-3	230	Fr.	1L	Oklahoma City, Okla. (Putnam City)	S 4/4

COLORADO FOOTBALL

2024 COLORADO FOOTBALL ROSTER

No.	Player	Pos.	Ht.	Wt.	Class	Exp.	Hometown (High School / Previous College)	Status
8	DJ McKinney	CB	6-2	190	So.	TR	Colleyville, Texas (Colleyville Heritage/Oklahoma State)	S 3/3
88	Amari McNeill	DT	6-4	295	Jr.	1L	Suwanee, Ga. (Peachtree Ridge/Tennessee)	S 2/2
18	Kam Mikell	WR	6-1	180	Fr.	HS	Statesboro, Ga. (Statesboro)	S 5/4
6	Drelon Miller	WR	5-11	205	Fr.	HS	Silsbee, Texas (Silsbee)	S 5/4
4	Omarion Miller	WR	6-2	195	So.	1L	Vivian, La. (North Caddo)	S 4/3
31	Malakai Murphy	CB	6-1	190	Fr.	HS	Starke, Fla. (Bradford)	S 5/4
97	Chidozie Nwankwo	DT	5-11	290	Sr.	TR	Houston, Texas (Foster/Houston)	S 2/1
96	Chijoke Nwankwo	DT	6-2	260	Fr.	HS	Richmond, Texas (Foster)	WO 5/4
44	Charlie Offerdahl	RB	5-11	185	Jr.	2L	Littleton, Colo. (Dakota Ridge)	S 2/2
93	Samuel Okunlola	DE	6-4	245	So.	TR	Brockton, Mass. (Thayer Academy/Pittsburgh)	S 3/3
80	Jordan Onovughe	WR	6-2	200	Fr.	1L	Santa Ana, Calif. (Mater Dei)	S 4/4
75	Zack Owens	OG	6-6	375	Fr.	TR	Covington, Ga. (Eagle's Landing/Clemson)	S 4/4
98	Cristian Palazzo	PK	5-9	190	Jr.	1L	Littleton, Colo. (Heritage/Oregon)	WO 2/2
37	Morgan Pearson	TE	6-1	225	Fr.	RS	Ardmore, Okla. (Plainview)	S 4/4
3	Dominiq Ponder	QB	6-5	185	Fr.	TR	Opa Locka, Fla. (Carol City/Bethune Cookman)	WO 4/4
35	Anthonio Posadas	TE	6-5	225	Fr.	RS	Carmel, Calif. (Carmel)	WO 2/2
72	Ben Reznik	OT	6-6	295	Jr.	1L	Deerfield, Ill. (Deerfield)	WO 2/2
9	Savion Riley	S	6-2	200	So.	TR	Ackworth, Ga. (Kennesaw Mountain/Miami)	S 3/3
34	Nahmier Robinson	CB	5-9	170	Fr.	RS	Sammamish, Wash. (Skyline)	WO 4/4
15	Cordale Russell	WR	6-4	210	Fr.	TR	Mesquite, Texas (North Mesquite/TCU)	S 4/4
2	Shedeur Sanders	QB	6-2	215	Sr.	1L	Dallas, Texas (Trinity Christian/Jackson State)	S 2/1
21	Shilo Sanders	S	6-0	195	Gr.	1L	Dallas, Texas (Trinity Christian/South Carolina/Jackson State)	S 1/1
48	Christian Sarem	RB	6-2	210	So.	VR	Carlsbad, Calif. (Carlsbad)	WO 3/3
77	Jordan Seaton	OT	6-5	285	Fr.	HS	Washington, D.C. (IMG Academy [Fla.]	S 5/4
68	Vertis Shelby	OL	6-8	298	Fr.	HS	Chicago, Ill. (Brooks College Prep)	S 5/4
14	Will Sheppard	WR	6-3	210	Gr.	TR	Mandeville, La. (Mandeville/Vanderbilt)	S 1/1
7	Cam'Ron Silmon-Craig	S	5-10	185	Sr.	1L	Birmingham, Ala. (Trinity Christian [Texas]/Jackson State)	S 2/1
54	Bo Simmons-LaPenna	ILB	6-1	225	So.	1L	Commerce City, Colo. (Adams City)	WO 3/3
31	Sav'ell Smalls	TE	6-3	260	Jr.	1L	Seattle, Wash. (Kennedy Catholic/Washington)	S 2/2
6	Herman Smith III	S	6-2	190	Sr.	TR	San Diego, Calif. (Lincoln/Jackson State/Idaho State)	S 2/1
16	Ryan Staub	QB	6-1	200	Fr.	1L	Stevenson Ranch, Calif. (West Ranch)	S 4/4
23	Carter Stoutmire	S	5-11	205	So.	1L	Plano, Texas (Prestonwood Chrsitian)	S 4/3
18	Alexander Stoyanovich	PK	5-9	165	Fr.	HS	South Lyon, Mich. (South Lyon)	WO 5/4
9	Walter Taylor III	QB	6-5	235	So.	TR	Jackson, Ala. (Jackson/Vanderbilt)	S 3/3
65	Kardell Thomas	OG	6-3	310	Gr.	TR	Baton Rouge, La. (Southern Lab/LSU/Florida A&M)	S 1/1
95	Tawfiq Thomas	DT	6-4	300	Jr.	TR	Tampa, Fla. (Gaither/Louisville)	S 2/2
82	Terrell Timmons Jr.	WR	6-2	195	Jr.	TR	Greensboro, N.C. (Northern Guilford/N.C. State)	S 3/2
15	Mark Vassett	P	6-4	220	Sr.	1L	Melbourne, Australia (Pro Kick Australia/Louisville)	S 2/1
8	Destin Wade	QB	6-3	225	So.	TR	Spring Hill, Tenn. (Summit/Kentucky)	S 3/3
27	Keaten Wade	DE	6-4	245	Jr.	TR	Spring Hill, Tenn. (Summit/Kentucky)	S 3/2
53	Arden Walker	DE	6-2	250	Jr.	1L	Denver, Colo. (Cherry Creek/Missouri)	S 2/2
28	Asaad Waseem	WR	5-11	175	Fr.	1L	Apopka, Fla. (Ocoee)	S 4/4
36	Nathaniel Watson	S	5-10	170	Fr.	RS	Littleton, Colo. (Rock Canyon)	WO 4/4
58	Nikhil Webb Walker	DE	6-6	275	So.	TR	Trelawny, Jamaica (Ipswitch/New Mexico State)	S 3/3
29	Micah Welch	RB	5-9	205	Fr.	HS	Milledgeville, Ga. (Baldwin)	S 5/4
36	Carson Westbrook	WR	5-11	175	Fr.	HS	Ellaville, Ga. (Schley County)	WO 5/4
25	Jaylen Wester	ILB	6-0	205	Jr.	TR	Palmetto, Fla. (Palmetto/Florida Atlantic)	S 3/2
1	LaJohntay Wester	WR	5-11	170	Sr.	TR	Palmetto, Fla. (Palmetto/Florida Atlantic)	S 2/1
49	Quency Wiggins	DE	6-5	265	So.	TR	Baton Rouge, La. (Madison Prep/LSU)	S 3/3
87	Charlie Williams	TE	6-4	240	Fr.	TR	Aspen, Colo. (IMG Academy/UNLV)	WO 4/4
43	Trevor Woods	ILB	6-2	205	Sr.	3L	Katy, Texas (James E. Taylor)	S 2/1
29	Ivan Yates	CB	6-0	180	Gr.	TR	Roswell, Ga. (Roswell/Furman)	S 1/1
58	Hank Zilinskas	C	6-3	285	So.	1L	Englewood, Colo. (Cherry Creek)	S 4/3

COLORADO FOOTBALL

2024 NUMERICAL ROSTER

No.	Player	Pos.	Ht.	Wt.	Class	Exp	No.	Player	Pos.	Ht.	Wt.	Class	Exp
1	LaJohntay Wester	WR	5-11	170	Sr.	TR	39	Ben Bouzi	CB	6-1	180	Fr.	HS
2	Shedeur Sanders	QB	6-2	215	Sr.	1L	39	Kameron Hawkins	SN	5-11	220	Sr.	TR
3	Colton Hood	CB	5-11	190	Fr.	TR	40	Taje McCoy	OLB	6-3	230	Fr.	1L
3	Dominiq Ponder	QB	6-5	185	Fr.	TR	41	Nakhai Hill-Green	ILB	6-2	230	Gr.	TR
4	Travis Jay	S	6-2	205	Gr.	1L	42	Jeremiah Brown	OLB	6-2	220	Sr.	1L
4	Omarion Miller	WR	6-2	195	So.	1L	43	Trevor Woods	ILB	6-2	205	Sr.	3L
5	Jimmy Horn Jr.	WR	5-10	175	Sr.	1L	44	Charlie Offerdahl	RB	5-11	185	Jr.	2L
5	RJ Johnson	S	6-2	180	Fr.	TR	45	Ronald Coleman	WR	5-9	165	Fr.	TR
6	Drelon Miller	WR	5-11	205	Fr.	HS	46	Trenton Hood	ILB	5-11	230	Fr.	HS
6	Herman Smith III	S	6-2	190	Sr.	TR	47	Rayyan Buell	DT	6-3	275	Gr.	TR
7	Dallan Hayden	RB	5-10	205	So.	TR	47	Gavin Marsh	WR	6-0	170	Fr.	RS
7	Cam'Ron Silmon-Craig	S	5-10	185	Sr.	1L	48	Angel Lopez	CB	6-1	165	Fr.	HS
8	DJ McKinney	CB	6-2	190	So.	TR	48	Christian Sarem	RB	6-2	210	So.	VR
8	Destin Wade	QB	6-3	225	So.	TR	49	Quency Wiggins	DE	6-5	265	So.	TR
9	Savion Riley	S	6-2	200	So.	TR	50	Dayon Hayes	DE	6-3	265	Gr.	TR
9	Walter Taylor III	QB	6-5	235	So.	TR	52	Cash Cleveland	C	6-3	300	Fr.	HS
12	Travis Hunter	ATH	6-1	185	Jr.	1L	53	Arden Walker	DE	6-2	250	Jr.	1L
13	Kaleb Mathis	WR	5-9	165	So.	1L	54	Phillip Houston	OT	6-5	250	Jr.	TR
14	Colton Allen	QB	6-3	200	So.	VR	54	Bo LaPenna	ILB	6-1	225	So.	1L
14	Will Sheppard	WR	6-3	210	Gr.	TR	55	Gage Goldberg	ILB	6-0	210	Fr.	HS
15	Cordale Russell	WR	6-4	210	Fr.	TR	55	Kareem Harden	OG	6-5	315	Jr.	1L
15	Mark Vassett	P	6-4	220	Sr.	1L	56	Tyler Brown	OG	6-3	310	Gr.	VR
16	Alejandro Mata	PK	5-9	190	Jr.	1L	57	Kyeran Garcia	ILB	6-2	220	Fr.	HS
16	Ryan Staub	QB	6-1	200	Fr.	1L	58	Nikhil Webb Walker	DE	6-6	275	So.	TR
17	Jace Feely	P/PK	6-0	215	Jr.	1L	58	Hank Zilinskas	C	6-3	285	So.	1L
17	Isaiah Hardge	CB	5-10	160	Fr.	1L	59	Yahya Attia	OL	6-4	330	Fr.	HS
18	Kam Mikell	WR	6-1	180	Fr.	HS	59	Tristan Marois	DE	6-6	210	Jr.	TR
18	Alexander Stoyanovich	PK	5-9	165	Fr.	HS	60	Aiden DeCorte	SN	6-1	300	Fr.	TS
20	LaVonta Bentley	ILB	6-0	235	Gr.	1L	65	Kardell Thomas	OG	6-3	310	Gr.	TR
21	Shilo Sanders	S	6-0	195	Gr.	1L	66	Justin Mayers	OG	6-4	320	Gr.	TR
23	Isaiah Augustave	RB	6-2	210	So.	TR	67	Kahlil Benson	OT	6-6	305	Jr.	TR
23	Carter Stoutmire	S	5-11	205	So.	1L	70	Wyatt Hummel	OL	6-6	315	Gr.	TR
24	Preston Hodge	CB	6-0	195	Sr.	TR	71	Payton Kirkland	OL	6-6	350	Fr.	TR
25	Jaylen Wester	ILB	6-0	205	Jr.	TR	72	Ben Reznik	OT	6-6	295	Jr.	1L
26	Brandon Hood	RB	5-10	185	Fr.	HS	75	Zack Owens	OL	6-6	375	Fr.	TR
27	Keaten Wade	DE	6-4	245	Jr.	TR	77	Jordan Seaton	OT	6-5	285	Fr.	HS
28	Ben Finneseth	S	6-2	205	Jr.	2L	79	Camden Dempsey	SN	6-2	260	Jr.	1L
28	Asaad Waseem	WR	5-11	175	Fr.	1L	80	Jordan Onovughe	WR	6-2	200	Fr.	1L
29	Micah Welch	RB	5-9	205	Fr.	HS	81	Sam Hart	TE	6-5	255	Gr.	TR
29	Ivan Yates	CB	6-0	180	Gr.	TR	82	Terrell Timmons Jr.	WR	6-2	195	Jr.	TR
30	Braden Keith	CB	5-10	175	So.	1L	86	Brady Kopetz	TE	6-4	240	So.	1L
31	Malakai Murphy	S	6-1	190	Fr.	HS	87	Charlie Williams	TE	6-4	240	Fr.	TR
31	Sav'ell Smalls	TE	6-3	260	Jr.	1L	88	Amari McNeill	DT	6-4	295	Jr.	1L
32	Tagert Bardin	WR	6-0	160	Fr.	RS	90	Taurean Carter II	DT	6-3	205	Gr.	TR
33	Kole Mathis	CB	5-8	140	Fr.	HS	91	Brandon Davis-Swain	DE	6-4	260	Fr.	HS
34	Titus Bautista	RB	5-10	185	Fr.	HS	92	Anquin Barnes Jr.	DT	6-5	315	Jr.	TR
34	Nahmier Robinson	CB	5-9	170	Fr.	RS	93	Samuel Okunlola	DE	6-4	245	So.	TR
35	B.J. Green II	DT	6-1	270	Sr.	TR	95	Tawfiq Thomas	DT	6-4	300	Jr.	TR
35	Antonio Posadas	TE	6-5	225	Jr.	VR	96	Gabe Landers	SN	5-11	215	So.	VR
36	Nathaniel Watson	S	5-10	170	Fr.	RS	96	Chijoke Nwankwo	DT	6-2	260	Fr.	HS
36	Carson Westbrook	WR	5-11	175	Fr.	HS	97	Chidozie Nwankwo	DT	5-11	290	Sr.	TR
37	Ian Massey	S	6-1	205	Gr.	TR	98	Cristiano Palazzo	PK	5-9	190	Jr.	1L
37	Morgan Pearson	TE	6-1	225	Fr.	RS	99	Shane Cokes	DT	6-3	275	Gr.	1L
38	Brendan Gant	ILB	6-2	200	Gr.	1L							
38	Daniel Gerlach	P/PK	6-0	160	So.	TR							

COLORADO FOOTBALL

How The Buffs Were Built

Spring 2021 (1)

Walk-Ons (1)

*Charlie Offerdahl

*—Since Placed On Scholarship

Fall 2021 (4)

High School Signees (1)

Trevor Woods

Walk-Ons (3)

Camden Dempsey

Ben Finneseth

Ben Reznik

Fall 2022 (5)

Walk-Ons (5)

Colton Allen

Braden Keith

Brady Kopetz

Cristiano Palazzo

Christian Sarem

Spring 2023 (16)

High School Signees (3)

Morgan Pearson

Ryan Staub

Asaad Waseem

Four Year Transfers (9)

Jeremian Brown

Tyler Brown

Jace Feely

Jimmy Horn Jr.

Travis Hunter

Alejandro Mata

Shedeur Sanders

Cam'Ron Silmon-Craig

Mark Vassett

Graduate Transfers (2)

LaVonta Bentley

Shane Cokes

Walk-Ons (2)

Kaleb Mathis

Bo Lapenna

Fall 2023 (20)

High School Signees (6)

Isaiah Hardge

Taje McCoy

Omarion Miller

Jordan Onovughe

Carter Stoutmire

Hank Zilinskas

Junior College Transfers (1)

Kareem Harden

Four Year Transfers (4)

Travis Jay

Amari McNeill

Sav'ell Smalls

Arden Walker

Graduate Transfers (2)

Brendan Gant

Shilo Sanders

Walk-Ons (7)

Four Year Transfer (2)

Gabe Landers

Tristan Marois

High School (5)

Tagert Bardin

Gavin Marsh

Antonio Posadas

Nehmier Robinson

Nathaniel Watson

Spring 2024 (25)

High School Signees (3)

Brandon Davis-Swain

Jordan Seaton

Micah Welch

Walk-Ons (3)

High School (2)

Cash Cleveland

Ronald Coleman

Junior College Transfer (1)

Daniel Gerlach

Four Year Transfers (16)

Anquin Barnes

Kahlil Benson

Preston Hodge

Phillip Houston

DJ McKinney

Chidozie Nwankwo

Samuel Okunlola

Herman Smith III

Wattler Taylor III

Terrell Timmons Jr.

Destin Wade

Keaton Wade

Nikhil Webb Walker

Jaylen Wester

LaJohntay Wester

Quency Wiggins

Graduate Transfers (2)

Taurean Carter

Justin Mayers

Fall 2024 (39)

High School Signees (8)

Yahya Attia

Ben Bouzi

Kyeran Garcia

Brandon Hood

Kam Mikell

Drelon Miller

Malakai Murphy

Vertis Shelby

Four Year Transfers (12)

Isaiah Augustave

BJ Green

Dallan Hayden

Colton Hood

RJ Johnson

Payton Kirkland

Zack Owens

Savion Riley

Cordale Russell

Tawfiq Thomas

Will Sheppard

Ivan Yates

Gradate Transfers (6)

Rayyan Buell

Sam Hart

Dayon Hayes

Nakhai Hill-Green

Wyatt Hummel

Kardell Thomas

Walk-Ons (12)

High School (8)

Titus Bautista

Gage Goldberg

Trenton Hood

Angel Lopez

Kole Mathis

Chijoke Nwankwo

Alexander Stoyanovich

Carson Westbrook

Transfer (3)

Kameron Hawkins

Dominiq Ponder

Charlie Williams

Aiden DeCorte

Graduate Transfer (1)

Ian Massey

Buff's Roster By The Numbers

11	Senior On Roster
8	Starters Returning
2	Junior College Scholarship
28	Scholarship Players Returning
16	Final Season Of Eligibility
13	Graduate Transfers
46	Returning Players
21	High School Signees
46	Undergraduate Transfers
32	Walk-Ons
42	Newcomer Transfers
38	Newcomers In Fall
47	Scholraship Newcomers
62	Newcomers
108	Total Players On Roster

Buff's By State

20	Texas
18	Florida
14	Colorado, Georgia
6	California
5	Alabama
4	Louisiana, Foreign Born
3	Mississippi, Tennessee
2	Ill., Mich., Okla., Pa., Wash.
1	Ariz., D.C., Mass., Mo., N.C., N.Y., Ohio, Ore.

Position Breakdowns

Quarterbacks (6)

Colton Allen, So.
Dominiq Ponder, Fr.
Shedeur Sanders, Sr.
Ryan Staub, So.
Walter Taylor III, So.
Destin Wade, So.

Wide Receivers (17)

Tagert Bardin, Fr.
Ronald Coleman, Fr.
Isaiah Hardge, Fr.
Jimmy Horn Jr., Sr.
Travis Hunter, Jr.
Gavin Marsh, Fr.
Kaleb Mathis, So.
Kam Mikell, Fr.
Drelon Miller, Fr.
Omarion Miller, So.
Jordan Onovughe, Fr.
Cordale Russell, Fr.
Will Sheppard, Gr.
Terrell Timmons Jr., Jr.
Asaad Waseem, Fr.
Carson Westbrook, Fr.
LaJohntay Wester, Sr.

Running Backs (7)

Isaiah Augustave, So.
Titus Bautista, Fr.
Dallan Hayden, So.
Brandon Hood, Fr.
Charlie Offerdahl, Jr.
Christian Sarem, So.
Micah Welch, Fr.

Tight Ends (6)

Sam Hart, Gr.
Brady Kopetz, So.
Morgan Pearson, Fr.
Anthony Posadas, Jr.
Sav'ell Smalls, Sr.
Charlie Williams, Fr.

Offensive Tackle (5)

Kahlil Benson, Jr.
Phillip Houston, Jr.
Ben Reznik, Jr.
Jordan Seaton, Fr.
Vertis Shelby, Fr.

Offensive Guard (8)

Yahya Attia, Fr.
Tyler Brown, Jr.
Kareem Harden, Sr.
Wyatt Hummel, Gr.
Payton Kirkland, Fr.
Justin Mayers, Gr.
Zack Owens, Fr.
Kardell Thomas, Gr.

Center (2)

Cash Cleveland, Fr.
Hank Zilinskas, So.

Defensive Tackle (8)

Anquin Barnes, Jr.
Rayyan Buell, Gr.
Taurean Carter, Sr.
Shane Cokes, Gr.
Amari McNeill, Jr.
Chidozie Nwankwo, Sr.
Chijoke Nwankwo, Fr.
Tawfiq Thomas, Jr.

Defenseive End (10)

Brandon Davis-Swain, Fr.
BJ Green, Sr.
Dayon Hayes, Gr.
Tristian Marois, Sr.
Taje McCoy, So.
Samuel Okunlola, So.
Keaton Wade, Jr.
Arden Walker, Jr.
Nikhil Webb-Walker, So.
Quency Wiggins, So.

Inside Linebackers (10)

LaVonta Bentley, Gr.
Jeremiah Brown, So.
Brendan Gant, Gr.
Kyeran Garcia, Fr.
Gage Goldberg, Fr.
Nikhai Hill-Green, Gr.
Trenton Hood, Fr.
Bo Lapenna, Fr.
Jaylen Wester, Jr.
Trevor Woods, Sr.

Safeties (N) (9)

Ben Finneseth, So.
Travis Jay, Sr.
RJ Johnson, Fr.
Ian Massey, Gr.
Savion Riley, So.
Shilo Sanders, Gr.
Cam'Ron Silmon-Craig, Sr.
Herman Smith III, So.
Nathaniel Watson, Fr.

Cornerbacks (13)

Ben Bouzi, Fr.
Isaiah Hardge, Fr.
Colton Hood, Fr.
Preson Hodge, Sr.
Travis Hunter, Jr.
Braden Keith, Fr.
Angel Lopez, Fr.
Kole Mathis, Fr.
DJ McKinney, So.
Malakai Murphy, Fr.
Nahmier Robinson, Fr.
Carter Stoutmire, So.
Ivan Yates, Gr.

Punters (3)

Jace Feely, Jr.
Daniel Gerlach, So.
Mark Vassett, Sr.

Kickers (5)

Jace Feely, Jr.
Daniel Gerlach, So.
Alejandro Mata, Jr.
Christano Palazzo, Jr.
Alexander Stoyanovich, Fr.

Long Snappers (3)

Camden Dempsey, Jr.
Kameron Hawkins, Sr.
Gabe Landers, So.

Pronunciations

Pronunciation Guide

Yahya Attia	yah-yah ah-tee-ah
Isaiah Augustave	ah-gus-tuv
LaVonta Bentley	la-von-ta
Rayyan Buell	ray-ann
Taurean Carter	tore-ee-an
Ben Finneseth	fin-uh-seth
Kyeran Garcia	kye-ran
Nikhai Hill-Green	na-kai
Brady Kopetz	koe-pits
Tristian Marois	ma-roy
Kam Mikell	my-kul
Omarion Miller	ow-ma-ree-aan
Chidozie Nwankwo	che-doe-zee wan-kwo
Chijoke Nwankwo	che-joe-kee wan-kwo
Samuel Okunlola	oh-ken-low-la
Jordan Onovughe	oh-no-vway
Cristiano Palazzo	puh-lats-so
Dominiq Ponder	dom-ah-nek
Anthony Posadas	po-saa-duhz
Christian Sarem	sare-em
Bo Simmons-Lapenna	la-pen-ah
Cam'Ron Silmon-Craig	cam-rinn
Sav'ell Smalls	sa-vell
Carter Stoutmire	stout-mire
Alexander Stoyanovich	stoy-ann-o-vich
Tawfiq Thomas	taw-feek
Mark Vassett	vass-ett
Asaad Waseem	ah-saad wah-seem
Nikhil Webb Walker	ni-kehl
LaJohntay Wester	la-jon-tay
Hank Zilinskas	zil-lin-skas

CU DEPTH CHART

Offense

WIDE RECEIVER

14 Will Sheppard	6-3, 210, Gr.
80 Jordan Onovughe	6-2, 200, Fr.

WIDE RECEIVER

5 Jimmy Horn Jr.	5-10, 175, Sr.
6 Drelon Miller	5-11, 205, Fr.

WIDE RECEIVER

12 Travis Hunter	6-1, 190, Jr.
17 Isaiah Hardge	5-10, 160, Fr.
82 Terrell Timmons Jr.	6-2, 195, Jr.

WIDE RECEIVER

10 LaJohntay Wester	5-11, 170, Sr.
28 Asaad Waseem	5-11, 175, Fr.

RIGHT TACKLE

54 Phillip Houston	6-5, 275, Jr.
72 Ben Reznik	6-6, 295, Jr.

RIGHT GUARD

55 Kareem Harden	6-5, 315, Jr.
67 Kahlil Benson	6-6, 305, Jr.
75 Zach Owens	6-6, 375, Fr.

CENTER

58 Hank Zilinskas	6-3, 285, So.
52 Cash Cleveland	6-3, 300, Fr.

LEFT GUARD

66 Justin Mayers	6-4, 320, Sr.
56 Tyler Brown	6-3, 310, Jr.

LEFT TACKLE

77 Jordan Seaton	6-5, 285, Fr.
70 Wyatt Hummel	6-6, 295, Jr.

TIGHT END

31 Sav'ell Smalls	6-3, 260, Sr.
37 Morgan Pearson	6-1, 225, Fr.
86 Brady Kopetz	6-4, 240, So.

QUARTERBACK

2 Shedeur Sanders	6-2, 215, Sr.
16 Ryan Staub	6-1, 200, Fr.
3 Dominiq Ponder	6-5, 185, Fr.
8 Destin Wade	6-3, 225, So.
9 Walter Taylor III	6-5, 235, So.

RUNNING BACK

23 Isaiah Augustave	6-2, 210, So.
7 Dallan Hayden	5-10, 205, So.
29 Micah Welch	5-9, 205, Fr.
44 Charlie Offerdahl	5-11, 185, Jr.
26 Brandon Hood	5-10, 185, Fr.

Defense

DEFENSIVE END

35 B.J. Green	6-1, 270, Sr.
40 Taje McCoy	6-3, 230, So.
27 Keaton Wade	6-4, 245, Jr.

DEFENSIVE TACKLE

99 Shane Cokes	6-3, 275, Gr.
92 Anquin Barnes	6-5, 315, Jr.
88 Amari McNeill	6-4, 295, Jr.

DEFENSIVE TACKLE

97 Chidoze Nwankwo	5-11, 290, Sr.
95 Tawfiq Thomas	6-4, 300, Jr.
47 Rayyan Buell	6-3, 275, Gr.

DEFENSIVE END

93 Samuel Okunlola	6-4, 245, So.
53 Arden Walker	6-2, 250, Jr.
50 Dayon Hayes	6-3, 265, So.

INSIDE LINEBACKER

41 Nikhai Hill-Green	6-2, 230, Gr.
25 Jaylen Wester	6-0, 205, Jr.
38 Brendan Gant	6-2, 200, Gr.

INSIDE LINEBACKER

20 LaVonta Bentley	6-0, 230, Gr.
38 Brendan Gant	6-2, 200, Gr.

CORNERBACK

12 Travis Hunter	6-1, 185, Jr.
3 Colton Hood	5-11, 190, So.
34 Nahmier Robinson	5-9, 170, Fr.

SAFETY

21 Shilo Sanders	6-0, 195, Gr.
23 Carter Stoutmire	5-11, 205, So.
9 Savion Riley	6-2, 200, So.

SAFETY

7 Cam'Ron Silmon-Craig	5-10, 185, Sr.
6 Herman Smith III	6-2, 190, Sr.
28 Ben Finneseth	6-2, 205, Jr.

CORNERBACK

8 D.J. McKinney	6-2, 190, So.
29 Ivan Yates	6-0, 190, Gr.
30 Braden Keith	5-10, 175, So.

NICKLE

24 Preston Hodge	6-0, 195, Sr.
17 Isaiah Hardge	5-10, 160, Fr.
36 Nathaniel Watson	5-10, 170, Fr.

Special Teams

PUNTER

15 Mark Vassett	6-4, 220, Jr.
38 Daniel Gerlach	6-0, 160, Fr.

PLACEKICKER

16 Alejandro Mata	5-9, 190, Jr.
18 Alexander Stoyanovich (KO 1)	5-9, 165, Fr.

HOLDER

15 Mark Vassett	6-4, 220, Jr.
-----------------	---------------

SNAPPER

39 Kameron Hawkins	5-11, 220, Sr.
96 Gabe Landers	5-11, 215, So.
79 Camden Dempsey	6-2, 255, So.

KICK RETURNER

5 Jimmy Horn Jr.	5-10, 175, Sr.
10 LaJohntay Wester	5-11, 170, Sr.

Punt Returner

10 LaJohntay Wester	5-11, 170, Sr.
5 Jimmy Horn Jr.	5-10, 175, Sr.

Core Special Teamers

Players that have seen significant action on multiple Special Teams Units not listed above.

20 LaVonta Bentley	6-0, 230, Gr.
28 Ben Finneseth	6-2, 205, Jr.
38 Brendan Gant	6-2, 200, Gr.
24 Preston Hodge	6-0, 195, Sr.
3 Colton Hood	5-11, 190, So.
9 Savion Riley	6-2, 200, So.
31 Sav'ell Smalls	6-3, 260, Sr.
6 Herman Smith III	6-2, 190, Sr.
23 Carter Stoutmire	5-11, 205, So.
25 Jaylen Wester	6-0, 205, Jr.

*Does not report changes, reflects changes from previous week.

Deion “Coach Prime” Sanders



Known as “Prime Time” during his Hall of Fame playing career, Deion Sanders and has since transitioned into “Coach Prime,” and was named the 28th full-time head football coach at the University of Colorado, athletic director Rick George announced Saturday, Dec. 3, 2022.

Coach Prime put the Buffs back on the map, as CU was the center of the college football world through September in his first season. Despite finishing 4-8, Colorado was the most watched team in the nation until the final week of the regular season and finished sixth despite not making the postseason. CU was on network television a record five times and had eight games on either network TV or the flagship ESPN.

In two recruiting cycles, he has recruiting three five-star prospect to the Buffs, matching the total from the previous 21 seasons combined. CU's first five games of 2023 ended up being in five of the top 25 most watched games in college football through the bowl season and playoffs, and five of the top 13 rated games in CU history.

Coach Prime joined the Buffs from Jackson State University, where in three seasons the Tigers compiled a 27-6 record and won back-to-back Southwestern Athletic Conference championships and Celebration Bowl appearances competing on the FCS level; that mark included a 12-1 record this season. This year, Jackson State defeated Southern, 43-24, in the SWAC title game but fell in overtime to N.C. Central, 41-34, in the Celebration Bowl.

At Jackson State, Sanders achieved tremendous success on and off the field as a fierce advocate for additional exposure and a level playing field for all Historically Black Colleges and Universities (HBCUs). Sanders brought national attention to HBCUs, pushing for opportunities to highlight its talent and the culture. In March 2022, Sanders held a Pro Day featuring athletes from four other schools in the state of Mississippi to provide a platform in front of 22 NFL teams and the Canadian Football League. In April 2022, Jackson State became the first HBCU to have its spring football game televised live nationally on ESPNU.

Sanders was named the 21st head coach in Jackson State history on Sept. 21, 2020, but had to wait to coach his first game until COVID-19 restrictions were lifted and several FCS schools opted to play a delayed schedule in the spring. Exactly six months to the day later (Feb. 21, 2021), he led the Tigers to a 53-0 win over Edward Waters (Fla.) to begin the “Coach Prime Era.” It was considered the touch point of the elevation of JSU football and the University into becoming one of the most impactful and recognizable brands nationwide.

JSU was 4-3 in the pandemic-delayed 2020 season before rolling to an 11-2 record in 2021, winning the SWAC title with a 27-10 win over Prairie View A&M in the title game. The Tigers lost to South Carolina State in the Celebration Bowl; otherwise their only other losses over his last 26 games was a 12-7 setback at FBS Louisiana-Monroe in Sept. '21 and this year's bowl.

Seven of his players on the 2021 JSU roster earned a professional opportunity in the NFL, CFL or USFL, including James Houston IV, who was drafted in the sixth round by the Detroit Lions. He also signed cornerback Travis Hunter, considered the top high school prospect in the nation, to an NLI in December 2021, the highest ranked prospect to ever sign with an HBCU or an FCS program.

Sanders was voted the SWAC's Coach of the Year for a second straight season; 12 of his players earned some level of All-SWAC honors. For the 2021 campaign, he also garnered

Get To Know Coach Prime

Coaching History

2023	Colorado Head Coach
2020-22	Jackson State Head Coach
2017-20	Trinity Christian HS OC

NFL Playing History

2004-05	Baltimore Ravens
2000	Washington Redskins
1995-99	Dallas Cowboys
1994	San Francisco 49ers
1989-93	Atlanta Falcons

MLB Playing History

2001	Cincinnati Reds
1997	Cincinnati Reds
1995	San Francisco Giants
1994-95	Cincinnati Reds
1991-94	Atlanta Braves
1989-90	New York Yankees

Broadcast History

2001-04	CBS NFL Today
2005-19	NFL Network

Honors

Pro Football Hall of Fame (Class of 2011)
 College Football Hall of Fame (Class of 2011)
 Super Bowl Champion (XXIX, XXX)
 NFL Defensive Player of the Year (1994)
 First-Team All-Pro (Six Times, 1992-94, 1996-98)
 Second-Team All-Pro (Twice, 1991-99)
 Eight Pro Bowls (1991-94, 1996-99)
 NFL 1990s All-Decade Team
 NFL 100th Anniversary All-Time Team
 Jim Thorpe Award Winner (1988)
 Two Time Unanimous All-American (1987, 99)
 BOXTROW National Coach of the Year
 Eddie Robinson National Coach of the Year
 Black College Hall of Fame Coach of the Year
 Two-Time SWAC Coach of the Year

Statistics

.263	Career Batting Average
22	Touchdowns
39	Home Runs
53	Interceptions
168	RBI
186	Stolen Bases
512	Tackles
7,838	All-Purpose Yards

Deion “Coach Prime” Sanders

honors for the FCS Eddie Robinson National Coach of the Year, BOXTOTOW National Coach of the Year and Black College Hall of Fame Coach of the Year.

Prior to joining the collegiate coaching ranks at Jackson State, Sanders had been involved in coaching for over a decade. He was the offensive coordinator at Trinity Christian School (Cedar Hill, Texas), leading the Tigers to three straight Texas Association of Private and Parochial Schools (TAPPS) titles and a 42-3 record.

A two-time unanimous first-team All-American at Florida State, he won the third annual Jim Thorpe Award in 1988, presented to the nation’s top defensive back. That same year, he finished eighth in the voting for the Heisman Trophy.

He finished his Seminole football career with 14 interceptions, three returned for touchdowns; those are still tied for third in the FSU record book. He owns the longest interception return in school history when he raced 100 yards for a TD against Tulsa as a freshman. Sanders also racked up a still-school record 1,429 punt return yards with three more scores. Playing for the late Hall of Fame coach Bobby Bowden, FSU was 36-9-1 in his four seasons as a Seminole, finishing as the nation’s No. 2 team as a junior in 1987 and No. 3 his senior season in 1988.

He also played one season of baseball for FSU (as a sophomore in 1987, batting .267 with three home runs, 21 runs batted in and 27 stolen bases) and ran sprints and relays in track (he was the 1988 Metro Conference outdoor champion in the 100- and 200-meter dashes). He was inducted into Florida State’s Athletic Hall of Fame in 1994 and into the College Football Hall of Fame in its 2011 class.

Sanders is the only athlete ever to play in both a Super Bowl (twice) and the World Series.

He appeared in 188 regular season games (157 starts) in the National Football League with five teams: Atlanta (1989-93; the Falcons selected him as the fifth overall pick in the first round in the ’89 Draft), San Francisco (1994), Dallas (1995-99), Washington (2000) and Baltimore (2004-05). He was the NFL Defensive Player of the Year for 1994, was named to its 1990s All-Decade Team and to the NFL’s All-Time Team in 2020, the latter as part of the league’s 100th season celebration.

“Prime Time” made 53 interceptions over the course of his career, with 512 tackles, 19 forced fumbles and 13 recoveries. He amassed 7,838 all-purpose yards, primarily through returns (2,199 punt, 3,523 kickoff). He also caught 60 passes for 784 yards and three touchdowns as in 1996, he became just one of two, two-way starters in the NFL since the platoon days of the 1950s. He set an NFL record with 19 career touchdowns on returns, nine coming via interception returns with six on punts, three on kickoffs and one fumble run back.

In Major League Baseball, he was drafted out of high school in the sixth round of the 1985 draft by the Kansas City Royals and then selected in the ’88 draft by the New York Yankees.

Sanders played a total of 11 seasons in professional baseball, nine in the major leagues with the New York Yankees (1989-90), Atlanta (1991-94), Cincinnati (1994-95, 1997, 2001) and San Francisco (1995). In 641 major league games, he owned a career batting average of .263 with 39 home runs, 168 runs batted in and 186 stolen bases.

The Prime Effect

- <1** Hour to sell out student tickets.
- 2.932** Best team term GPA on record from last springs semester. It was the first time over a 2.9 and the third time over a 2.8.
- 3** 5-Star Recruits
- 4** First time in CU history appearing on all four major networks in the same season (ABS, CBS, NBC, FOX).
- 5** Games on FOX's Big Noon Kickoff Pregame show, including four of the first five games in 2023.
- 14** Games Completely Sold Out
- 98%** Season Ticket Renewal Rate, both in 2023 and '24
- 783%** Increase in social media followers on CU Football sites, from 226K to 2.36M
- 113.2** Million dollars of impact in the six home games in 2023.
- 2.11M** More Followers On CU Football Social Media Sites Since Coach Prime’s Hiring
- 343M** Equivalent of advertising off of appearances on College Gameday, Big Noon Kickoff, 60 Minutes, as well as being featured on the covers of Sports Illustrated and Fast Magazine.

COLORADO FOOTBALL

COACHING STAFF

DEFENSE



Robert Livingston
DC/S
(Field)



Andre' Hart
Linebackers
(Field)



Kevin Mathis
Cornerbacks
(Booth)



Damione Lewis
Defensive Tackles
(Booth)



Vincent Dancy
Defensive Ends
(Field)

OFFENSE



Pat Shurmur
OC/QB
(Field)



Gary Harrell
AHC/RBs
(Field)



Jason Phillips
Wide Receiver
(Field)



Brett Bartolone
Tight Ends
(Booth)



Phil Loadholt
Offensive Line
(Field)

COACHING STAFF

Prime Staff

The staff that Coach Prime put together for the 2024 season is nothing short of astounding. A total of 16 coaches and staff members have previous experience in the NFL whether it's playing, coaching or in administration or media covering the league.

That staff, which includes Coach Prime's 31 years of experience, has a total of 1,654 games under their belts with 932 of those games coming as a player and 722 as a coach. The staff combines for 159 seasons of NFL experience, including 78 playing and 71 as a coach, administrator or media. With Coach Prime and Warren Sapp, the staff has two gold jackets and a combined 35 playoff appearances.

There are 12 former NFL players on staff and of those 932 games, 894 are regular season games and include 580 starts. The dozen combined for 21 playoff appearances, 38 playoff games played and 30 games started and have four Super Bowl rings. The staff has combined for 68 interceptions, 1,775 tackles, 2,374 punt return yards, 4,843 kick return yards, 1,401 receiving yards and 30 total touchdowns.

On top of two gold jackets, they have a combined 15 pro bowl appearances, 10 first-team All-Pro honors, two defensive player of the year honors. Seven were drafted including three in the first round and five within the top three rounds.

The four former NFL coaches combined for 42 seasons and 722 games, including five seasons as an NFL head coach and nine as an offensive or defensive coordinator.

2024 Colorado Football Staff

Deion "Coach Prime" Sanders	Head Coach
Gary Harrell	Assistant Head Coach/Running Backs
Robert Livingston	Defensive Coordinator/Safeties
Pat Shurmur	Offensive Coordinator/Quarterbacks
Brett Bartolone	Tight Ends
Vincent Dancy	Outside Linebackers
Andre' Hart	Linebackers
Damione Lewis	Defensive Line
Phil Loadholt	Offensive Line
Kevin Mathis	Cornerbacks
Jason Phillips	Wide Receivers

Tommie Robinson	Director of Quality Control
George Helow	Senior Defensive Assistant
Warren Sapp	Senior Quality Control/Defense
Anthony Balancier	Quality Control/Defense
Gabe Lynn	Quality Control/Defense
Michael Pollock	Quality Control/Offense
Gunnar White	Quality Control/Offense

Oliver Clear	Football Assistant
Andrew Zimmer	Football Assistant
Rashad Davis	Graduate Assistant
Josh Jynes	Graduate Assistant
Skyler Mornhinweg	Graduate Assistant

Rodney Forsett	Chief of Staff
David Kelly	General Manager
Reginald Calhoun	Director of Football Operations
Craig Campanozzi	Director of Sports Video
James Chaney	Director of Player Development
Darius-Darden Box	Director of Recruiting
George Hegamin	Director of Leadership & Engagement
Corey Phillips	Director of Player Personnel
John Snelson	Director of Creative Services
Derek Marckel	Director of Football Art Design
Tyler Johnson	Assistant Director of Football Operations
Jourdan Blake	Assistant Director of High School Relations
Maileka Slayton	Associate Director of On-Campus Recruiting
Alexys Ellis	Recruiting Assistant
Paul Morissette	Football Creative Assistant
Tracie Knight	Assistant to the Head Coach
Tysha Stewart	Administrative Assistant

Maurice Sims	Director of Football Sports Performance
Tersoo Uhaa	Assistant Head Strength Coach
Stephen Houston	Assistant Strength Coach
Brandon Reyes	Assistant Strength Coach
Rendrick Taylor	Assistant Strength Coach

Anthony Pass	Head Football Athletic Trainer
Ariko Iso	Associate Athletic Trainer
Lauren Askevold	Assistant Athletic Trainer
Brady Moliner	Assistant Athletic Trainer

Michael Smith	Assistant AD/Sports Equipment Services
Luke Westall	Director of Football Equipment
Emily Antony	Assistant Equipment Manager

Alec Roussos	Associate AD/Football Supervisor
Carl Solomon	Executive Chef
Taylor Stratton	Ralphie Program Manager

Curtis Snyder	Associate AD/Athletic Communications
Herman Shelton	Associate Director/Communications
Aiden Tank	Communications Associate
Daniel Rodriguez	Digital Content Manager

Opponents

11-16

<i>Series Results</i>	<i>12</i>
<i>Series History</i>	<i>12-13</i>
<i>Series Team Stats</i>	<i>13</i>
<i>Texas Tech Statistics</i>	<i>14</i>
<i>Team Comparison</i>	<i>15</i>
<i>Player Comparisons</i>	<i>16</i>

TEXAS TECH

Series tied, 5-5 (in Boulder 4-1; at Lubbock 1-4)

Date	Rank	Loc	City	Venue	Outcome	CU	Opp
11/17/62	—	—	A	Lubbock, Texas	Jones Stadium	L	12 21
9/11/76	—	—	A	Lubbock, Texas	Jones Stadium	L	7 24
9/12/81	—	—	H	Boulder, Colo.	Folsom Field	W	45 27
10/17/98	19	22	H	Boulder, Colo.	Folsom Field	W	19 17
10/16/99	—	—	A	Lubbock, Texas	Jones Stadium	L	10 31
10/26/02	21	—	H	Boulder, Colo.	Folsom Field	W	37 13
11/1/03	—	—	A	Lubbock, Texas	Jones Stadium	L	21 26
10/14/06	—	—	H	Boulder, Colo.	Folsom Field	W	30 6
10/27/07	—	—	A	Lubbock, Texas	Jones Stadium	W	31 26
10/23/10	—	—	H	Boulder, Colo.	Folsom Field	L	24 27

BY THE NUMBERS

- 5 The number of games each team has won in series history.
- 10 Number of games played between Colorado and Texas Tech in their football histories.
- 14 Number of years since Colorado and Texas Tech last played each other.
- 30 The minimum amount of points scored by Colorado in four of their five wins over Texas Tech.
- 45 The most amount of points scored bby either team in series history (45-27 CU; 1981).
- 222 The number of receiving yards Walter Stanley had against the Red Raiders in 1981; the only Buffs receiver to log 100+ yards in series history.
- 249 Number of rushing yards by the Buffs in their 2006 win, the most in series history.
- 568.5 Distance of miles from Folsom Field in Boulder to Jones AT&T Stadium in Lubbock.

SERIES GAME LEADERS

100-YARD RUSHING GAMES

149	Chris Brown	10/26/02
121	Hugh Charles	10/27/07
119	Hugh Charles	10/14/06
113	Bill Harris	11/17/62
107	Tony Reed	9/11/76
	Cortlen Johnson	10/16/99

100-YARD RECEIVING GAMES

222	Walter Stanley	9/12/81
-----	----------------	---------

250-YARD PASSING GAMES

345	Randy Essington	9/12/81
274	Cody Hawkins	10/23/10
222	Walter Stanley	9/12/81

Colorado is tied in the all-time series with Texas Tech by a 5-5 count, with the last two matching up back in the 2010 season when both were apart of the Big 8 Conference. The Red Raiders notched a win in that one, in a nailbiting 27-24 game in Boulder, their only win on the road against the Buffs in series history.

- 🏈 Colorado's largest margin of victory (30-6) came in the last home win over the Red Raiders during their 2006 matchup. The Buffs posted 249 total rushing yards, the most in series history.
- 🏈 After the home team reigned victorious in the first eight games of the series, the Buffaloes broke the streak with a 31-26 win in Lubbock during the 2007 season.
- 🏈 In nine of the ten games between the two, the winner has scored at least 21 points, with the exception of the 1998 matchup when CU captured a narrow 19-17 victory in Boulder.

COLORADO BUFFALOES: ON THIS DAY

Colorado is 9-7 all-time on November 9, having won its last five times on the date. On the day that Mary Travers (Peter, Paul & Mary) and Lou Ferrigno (the Incredible Hulk) were born and NASA launched an unmanned Apollo 4 spacecraft, here's a brief look at some of the games played on the date: 1912—No accounts are available of CU's 3-0 win at Utah, the lowest scoring game in CU history that wasn't a scoreless tie (meaning no 2-0 affairs). 1929—The Buffs venture south to Golden and leave with a 13-9 win over Colorado Mines. 1935—Colorado edged Utah in Salt Lake City, 14-0, for its first win on the road in the series in 10 years; Kayo Lam (58-yard run) and Eddie Wagner (five yards) scored the Buff touchdowns. 1940—Missouri defeated CU in Boulder, 21-6, behind All-American quarterback Paul Christman. The '41 yearbook account: "Christman and company invaded Norlin Stadium and he punted, ran, called signals, wise-cracked and passed, oh how he passed, the Tigers to victory." 1946—A stifling Missouri defense held the Buffaloes to just 35 yards (on 39 plays), as the Tigers left Boulder with a 21-0 win. 1957—In what would be the next to last game in the series for a quarter century, the Buffs waltz out of Fort Collins with a 20-0 win over then-Colorado A&M. Bob Stransky, Eddie Dove and Gene Worden score touchdowns as CU outgains the Aggies, 348-88; it likely would have been worse had it not been for five Buff turnovers, four of which occurred in A&M territory. 1974—CU spotted Kansas a 13-0 lead, but rallied for a 17-16 win in Boulder. After Terry Kunz' 1-yard run knocked the deficit to 13-7, KU added a third straight field goal to go up 16-7 early in the fourth quarter. But Melvin Johnson took the ensuing kickoff and returned it 94 yards for a touchdown, and with 5:03 remaining, Tom MacKenzie made a 24-yard field goal for the winning points. The CU defense then took over, with Mike McCoy ending one drive with an interception and Troy Archer and Whitney Paul recording sacks to end the game. 1985—Colorado won a defensive battled at Kansas, as Dan McMillen recorded a still-CU record five quarterback sacks in the Buffaloes' 14-3 win in the cold and rain, with wind gusts up to 30 miles per hour. Mickey Pruitt scored CU's first TD on a 27-yard interception return on the third play of the game, and Mark Hatcher scored on a 5-yard run midway through the fourth quarter on a play set-up by a Ron Brown 41-yard run to seal the win. 1991—"We're gonna need another bus for coach Mac's b----," uttered redshirting freshman Bryan Stoltenberg, after Robbie James connected with Christian Fauria on a 20-yard touchdown

COLORADO FOOTBALL

COLORADO BUFFALOES VS. TEXAS TECH RED RAIDERS

pass on a fake field goal try with six seconds left in the game to rally No. 15 Colorado to a 16-12 over Oklahoma State in Stillwater. Tied 3-3 at the half in cold, light rain and gusting winds, Darian Hagan's 10-yard TD pass to Rico Smith gave the Buffs a 10-3 lead in the third quarter; OSU tied it up early in the fourth and then took the lead on a safety with 9:45 remaining. After a defensive stop deep in OSU territory, CU took over with just under two minutes to go at the Cowboys' 43; Hagan left the game with a sprained ankle and Vance Joseph, his replacement, completed a big 17-yard pass to James Hill on fourth down to set up the winning points, which came on a third down play. 1996—Koy Detmer threw for 401 yard and five touchdowns, with Rae Carruth catching six passes for 154 yards and three of those TDs and the No. 7 Colorado Buffaloes amassed 591 yards on offense in defeating Iowa State, 49-42. Iowa State's Troy Davis rushed 35 times for 228 yards and two touchdowns in his bid to become college football's first two-time 2,000-yard rusher (he finished the game with 1,822 and the season with 2,185). Thus, CU dictated the tempo of the game but could not put the Cyclones away until late in the fourth quarter, a 42-yard Detmer to Carruth scoring pass that gave CU the largest lead of the game at 49-28. 2002—Chris Brown rushed for 211 yards and three touchdowns, including the go-ahead score in overtime, and the CU defense came up big in the extra session as No. 18 prevented a frenzied Missouri comeback with a 42-35 win in Columbia. Brown scored on a 1-yard run as Colorado opened OT on offense; Marques Harris sacked Mizzou quarterback Brad Smith on the first play by the Tigers, and two plays later, J.J. Billingsley forced a fumble and Kory Mossoni recovered to end the game, which saw MU rally from being down 27-7 to take a 28-27 lead early in the fourth quarter. Bobby Purify added 119 yards on the ground for CU, which rolled up 372 rushing and 575 total yards. 2013—The Buffs lose 59-7 at Washington and were outgained, 628-299.

NOVEMBER 9 COLORADO MVP: ILB Dan McMillen, 1985 (pictured at right). His five quarterback sacks still stand as the CU single-game record and help to thwart the KU offensive all afternoon in a 14-3 Colorado win.

A CLOSER LOOK

Colorado last played Texas Tech in 2010, marking 14 years since they last played one another. The Buffaloes and Red Raiders first lined up on the field against each other in 1962, over 62 years ago. Looking back on the year 1962...

- 🏈 The No. 1 song in the nation that year was Stranger on the Shore, by Acker Bilk;
- 🏈 The Boston Celtics were the NBA champs, the New York Yankees won the World Series, and the Toronto Maple Leafs clinched the Stanley Cup.
- 🏈 The Beatles, Bob Dylan, and the Beach Boys released their first records, the Rolling Stones played their first shows.
- 🏈 John Glenn became the first American to orbit the Earth.
- 🏈 In the year 1962, the median household income in the U.S. was \$6,000, a new house cost \$12,550, and the average price for a new car was \$2,924. Milk was \$1.04 a gallon, eggs were 32 cents a dozen, and one pound of bacon cost 69 cents.

CU VS. THE BIG-12 // TEXAS TECH VS. THE BIG-12

- 🏈 Colorado is 241-150-10 all-time vs. current Big-12 conference schools (401 games). In addition to the 5-5 vs. Texas Tech, CU is 16-10 vs. Arizona, 4-10 vs. Arizona State, 10-7 vs. Baylor, 8-3-1 vs. BYU, 2-0 vs. Cincinnati, 49-15-1 vs. Iowa State, 42-25-3 vs. Kansas, 45-21-1 vs. Kansas State, 26-20-1 vs. Oklahoma State, 1-1 vs. TCU, 5-5 vs. Texas Tech, 1-0 vs. UCF, 32-33-3 vs. Utah, and 1-1 vs. West Virginia.
- 🏈 Texas Tech is 115-142-9 all-time versus Big-12 Conference schools: 26-5-2 vs. Arizona, 2-2 vs. Arizona State, 40-41-1 vs. Baylor, 1-1 vs. BYU, 5-5 vs. Colorado, 16-18-1 vs. Houston, 13-8 vs. Iowa State, 23-2 vs. Kansas, 9-15 vs. Kansas State, 23-24-3 vs. Oklahoma State, 33-30-3 vs. TCU, 2-0 vs. Utah, and 6-7 vs. West Virginia.

TEXAS TECH

Date	Site	Result	Attend.	Rank		CU	FD	Rushing			Passing			Tot Off		UC	Rushing			Passing			Tot Off		TV
				CU	TTU			att	yds	td	a-c-i	yds	td	no	yds		att	yds	td	a-c-i	yds	td	no	yds	
Nov. 17, 1962	Lubbock	L 12-21	10,000	—	—	16	53	190	1	21-10-2	82	1	74	272	11	45	244	2	2-1-1	9	0	47	253		
Sept. 11, 1976	Lubbock (N)	L 7-24	44,132	—	—	15	57	141	1	19-5-5	67	0	76	208	8	41	152	3	11-4-0	34	0	52	186		
Sept. 12, 1981	Boulder	W 45-27	34,884	—	—	22	48	205	2	25-16-0	359	3	73	564	15	35	169	2	29-12-0	112	1	64	281		
Oct. 17, 1998	Boulder	W 19-17	48,969	19	22	16	45	117	1	24-15-1	173	0	69	290	21	39	175	1	32-18-2	268	1	71	443	FOX (r)	
Oct. 16, 1999	Lubbock	L 10-31	46,424	—	—	20	40	147	0	34-20-2	194	0	74	341	17	42	279	2	23-15-0	181	2	65	460	ABC	
Oct. 26, 2002	Boulder	W 37-13	50,478	21	—	14	41	162	1	23-9-2	116	2	64	278	26	30	91	1	65-36-4	268	0	95	359		
Nov. 1, 2003	Lubbock (N)	L 21-26	52,908	—	—	17	41	81	1	33-18-3	213	2	74	294	32	23	91	1	51-30-5	399	1	74	490	FSN	
Oct. 14, 2006	Boulder	W 30-6	50,233	—	—	20	46	228	1	19-12-0	152	2	65	380	14	15	31	0	45-29-3	245	1	60	276		
Oct. 14, 2007	Lubbock	W 31-26	49,084	—	—	19	44	217	1	27-16-0	132	2	71	349	29	12	39	0	63-46-4	431	3	75	470	ABC	
Oct. 23, 2010	Boulder	L 24-27	47,665	—	—	20	32	28	1	53-31-0	336	2	85	364	23	37	144	1	38-24-1	286	2	75	430		

COLORADO FOOTBALL

TEXAS TECH RED RAIDERS / ALL THROUGH SATURDAY, NOVEMBER 2, 2024

WON 6, LOST 3				
08/31	W	52-51 (OT)	Abilene Christian	60,229
09/07	L	16-37	at Washington St.	27,372
09/14	W	66-21	North Texas	57,865
09/21	W	30-22	Arizona St.	58,795
09/28	W	44-41	Cincinnati	60,229
10/05	W	28-22	at Arizona	45,773
10/19	L	35-59	Baylor	60,229
10/26	L	34-35	at TCU	42,144
11/02	W	23-22	at Iowa St.	61,500

2024 TEAM STATISTICS		
	TEXAS TECH	OPP.
FIRST DOWNS	210	201
Rushing	86	66
Passing	113	118
Penalty	11	17
Third Down-Made/Att	64/142	46/120
Third Down Efficiency	45.1%	38.3%
Fourth Down-Made/Att	11/20	11/20
Fourth Down Efficiency	55.0%	55.0%
TOTAL NET YARDS	4,022	4,159
Avg. Per Game	446.9	462.1
Total Plays	305	294
Avg. Per Play	13.2	14.1
NET YARDS RUSHING	1,480	1,394
Avg. Per Game	164.4	154.9
Total Rushes	319	305
Avg. Per Rush	4.6	4.6
NET YARDS PASSING	2,542	2,765
Avg. Per Game	282.4	307.2
Sacked/Yards Lost	14/109	11/70
Gross Yards	2,651	2,835
Attempts/Completions	366/227	335/207
Pct. of Completion	62.0%	61.8%
Had Intercepted	6	11
PUNTS/AVERAGE	36/41.9	31/42.2
Net Punting Average	40.8	40.9
PUNT RETURN/AVG.	8/3.6	11/14.5
KICKOFF RETURN/AVG.	28/20.3	12/17.8
INTERCEPTION RETURN/AVG.	6/19.5	11/5.1
PENALTIES/YARDS	70/569	48/427
FUMBLES/BALL LOST	14/8	12/5
TOUCHDOWNS	40	39
Rushing	16	19
Passing	22	20
Returns	2	0
EXTRA POINTS/ATTEMPTS	34/34	34/36
TWO POINT CONVERSION/ATT.	3/6	0/3
FIELD GOALS/ATTEMPTS	16/17	14/20
AVG. TIME OF POSSESSION	00:00	0:00

SCORE BY PERIODS		Q1	Q2	Q3	Q4	OT	PTS		
TEAM		93	101	59	68	7	328		
OPPONENTS		62	81	64	97	6	310		
SCORING	TD	RU	PA	RT	K-PAT	FG	2PT	S	PTS
G. Garcia	0	0	0	0	22/22	13/13	0	0	61
T. Brooks	10	10	0	0	0/0	0/0	0	0	60
C. Eakin	6	0	6	0	0/0	0/0	0	0	36
J. Kelly	5	0	5	0	0/0	0/0	1	0	32
R. Burkhardt	1	1	0	0	12/12	3/4	0	0	27
C. Douglas	4	0	4	0	0/0	0/0	0	0	24
J. Conyers	3	1	2	0	1/1	0/0	1	0	21
J. Miller II	3	0	3	0	1/1	0/0	1	0	21
C. Dickey	2	1	1	0	0/0	0/0	0	0	12
J. Williams	2	1	1	0	0/0	0/0	0	0	12
B. Morton	1	1	0	0	1/4	0/0	0	0	7
W. Hammond	1	1	0	0	0/0	0/0	0	0	6
B. Lux	1	0	0	1	0/0	0/0	0	0	6
A. McCarty	1	0	0	1	0/0	0/0	0	0	6
TEAM	40	16	22	2	37/40	16/17	3	3	328
OPPONENTS	39	19	20	0	34/40	14/20	0	0	310

SACKS: J. Rodriguez 3.0, T. Tilton 1.5, H. Dyson III 1.0, I. Smith 1.0, J. Cofield 1.0, M. Dingle Jr 0.5, T. McAlpine 0.5, A. McCarty 0.5, B. Jordan 0.5, A. Washington 0.5, J. Horne 0.5, C. Esters III 0.5, **TM** 11.0, **OPP** 14.0 **FUM/LOST:** W. Hammond 3/1, T. Brooks 2/2, J. Kelly 2/1, D. McCray 2/1, B. Morton 2/1, J. Miller II 1/1, J. Brown 1/1, J. Williams 1/0, **TM** 14/8, **OPP** 11/4

* PASSING	ATT	CMP	YDS	CMP%	YDS/ATT	TD	TD%	INT	INT%	LONG	SACK/LOST	RATING
B. Morton	332	206	2,300	62.0	6.9	19	5.7	5	1.5	70	13/107	95.5
W. Hammond	22	15	191	68.2	8.7	1	4.5	0	0.0	36	1/2	110.2
C. Brown	9	4	11	44.4	1.2	0	0.0	1	11.1	7	0/0	12.0
C. Eakin	2	1	20	50.0	10.0	1	50.0	0	0.0	20	0/0	125.0
J. Conyers	1	1	20	100.0	20.0	1	100.0	0	0.0	20	0/0	158.3
TEAM	366	227	2,542	62.0	6.9	22	6.0	71	19.4	71	14.0/109	63.2
OPPONENTS	335	207	2,765	61.8	8.3	20	6.0	88	26.3	88	11.0/70	68.3

* RUSHING	NO.	YDS	AVG	LONG	TD
T. Brooks	204	1,047	5.1	35	10
C. Dickey	26	151	5.8	37	1
C. Brown	8	83	10.4	22	0
J. Williams	15	77	5.1	13	1
C. Valdez	9	40	4.4	17	0
J. Conyers	5	28	5.6	13	1
W. Hammond	10	27	2.7	12	1
B. Morton	35	15	0.4	26	1
D. McCray	1	13	13.0	13	0
R. Burkhardt	1	4	4.0	4	1
A. Hill	1	1	1.0	1	0
TEAM	315	1,486	4.7	37	16
OPPONENTS	305	1,394	4.6	68	19

* RECEIVING	NO.	YDS	AVG	LONG	TD
J. Kelly	68	736	10.8	37	5
C. Douglas	44	594	13.5	57	4
C. Eakin	28	427	15.3	70	6
J. Conyers	15	147	9.8	36	2
J. Brown	10	133	13.3	42	0
M. Hudson	8	123	15.4	38	0
J. Miller II	6	100	16.7	45	3
D. McCray	12	74	6.2	21	0
M. Tharp	8	72	9.0	16	0
T. Brooks	13	48	3.7	12	0
C. Dickey	8	42	5.3	12	1
J. Williams	4	34	8.5	18	1
B. Boyd	1	7	7.0	7	0
T. Turner	1	4	4.0	4	0
C. Valdez	1	1	1.0	1	0
T. Jackson	1	-1	-1.0	0	0
TEAM	228	2,541	11.1	70	22
OPPONENTS	207	2,765	13.4	84	20

* INTERCEPTIONS	NO.	YDS	AVG	LONG	TD
C. Baskerville	3	0	0.0	0	0
C. Lewis	3	0	0.0	0	0
A. McCarty	2	51	25.5	51	1
B. Lux	1	44	44.0	44	1
Q. Ledet	1	20	20.0	20	0
B. Ramirez	1	2	2.0	2	0
TEAM	11	117	10.6	51	2
OPPONENTS	6	56	9.3	23	0

* PUNTING	NO.	YDS	AVG	NET	TB	IN	LG	B
J. Burgess	36	1,507	41.9	40.8	2	14	59	0
TEAM	36	1,507	41.9	40.8	2	14	59	0
OPPONENTS	31	1,308	42.2	40.9	2	7	63	0

* PUNT RETURNS	RET	FC	YDS	AVG	LONG	TD
J. Kelly	8	0	29	3.6	12	0
J. Burgess	0	16	0	0.0	0	0
TEAM	8	16	29	3.6	12	0
OPPONENTS	11	15	160	14.5	73	0

* KICKOFF RETURNS	NO.	YDS	AVG	LONG	TD
D. McCray	12	309	25.8	74	0
J. Williams	7	147	21.0	28	0
J. Brown	4	71	17.8	19	0
C. Dickey	2	34	17.0	17	0
T. Low	1	11	11.0	11	0
J. Miller II	1	0	0.0	0	0
C. Douglas	1	-3	-3.0	0	0
TEAM	28	569	20.3	74	0
OPPONENTS	12	214	17.8	29	0

* FIELD GOALS	1-19	20-29	30-39	40-49	50+
G. Garcia	0/0	3/3	7/7	3/3	0/0
R. Burkhardt	0/0	0/0	1/1	2/2	0/1
TEAM	0/0	3/3	8/8	5/5	0/1
OPPONENTS	0/0	4/5	6/6	3/6	1/3

2-Pt Conv: J. Kelly 1, J. Miller II 1, J. Conyers 1, **TM** 3-6, **OPP** 0-3

COLORADO FOOTBALL

COLORADO		
	COLORADO	OPPONENTS
FIRST DOWNS	176	162
Rushing	47	77
Passing	109	66
Penalty	20	19
Third Down-Made/Att	49/107	37/109
Third Down Efficiency	45.8%	33.9%
Fourth Down-Made/Att	5/14	13/20
Fourth Down Efficiency	35.7%	65.0%
TOTAL NET YARDS	3,236	2,917
Avg. Per Game	404.5	364.6
Total Plays	208	283
Avg. Per Play	15.6	10.3
NET YARDS RUSHING	645	1,243
Avg. Per Game	80.6	155.4
Total Rushes	233	303
Avg. Per Rush	2.8	4.1
NET YARDS PASSING	2,591	1,674
Avg. Per Game	323.9	209.3
Sacked/Yards Lost	26/204	22/133
Gross Yards	2,795	1,807
Attempts/Completions	304/220	233/145
Pct. of Completion	72.4%	62.2%
Had Intercepted	6	6
PUNTS/AVERAGE	29/43.9	34/46.1
Net Punting Average	43.2	44.4
PUNT RETURN/AVG.	15/6.9	11/15.8
KICKOFF RETURN/AVG.	4/29.5	29/23.4
INTERCEPTION RETURN/AVG.	6/25.2	6/5.2
PENALTIES/YARDS	56/527	64/571
FUMBLES/BALL LOST	10/3	10/7
TOUCHDOWNS	32	23
Rushing	10	10
Passing	21	11
Returns	1	2
EXTRA POINTS/ATTEMPTS	32/32	20/20
TWO POINT CONVERSION/ATT.	0/0	0/3
FIELD GOALS/ATTEMPTS	9/12	6/11
AVG. TIME OF POSSESSION	00:00	0:00

TEXAS TECH		
	TEXAS TECH	OPPONENTS
FIRST DOWNS	210	201
Rushing	86	66
Passing	113	118
Penalty	11	17
Third Down-Made/Att	64/142	46/120
Third Down Efficiency	45.1%	38.3%
Fourth Down-Made/Att	11/20	11/20
Fourth Down Efficiency	55.0%	55.0%
TOTAL NET YARDS	4,022	4,159
Avg. Per Game	446.9	462.1
Total Plays	305	294
Avg. Per Play	13.2	14.1
NET YARDS RUSHING	1,480	1,394
Avg. Per Game	164.4	154.9
Total Rushes	319	305
Avg. Per Rush	4.6	4.6
NET YARDS PASSING	2,542	2,765
Avg. Per Game	282.4	307.2
Sacked/Yards Lost	14/109	11/70
Gross Yards	2,651	2,835
Attempts/Completions	366/227	335/207
Pct. of Completion	62.0%	61.8%
Had Intercepted	6	11
PUNTS/AVERAGE	36/41.9	31/42.2
Net Punting Average	40.8	40.9
PUNT RETURN/AVG.	8/3.6	11/14.5
KICKOFF RETURN/AVG.	28/20.3	12/17.8
INTERCEPTION RETURN/AVG.	6/19.5	11/5.1
PENALTIES/YARDS	70/569	48/427
FUMBLES/BALL LOST	14/8	12/5
TOUCHDOWNS	40	39
Rushing	16	19
Passing	22	20
Returns	2	0
EXTRA POINTS/ATTEMPTS	34/34	34/36
TWO POINT CONVERSION/ATT.	3/6	0/3
FIELD GOALS/ATTEMPTS	16/17	14/20
AVG. TIME OF POSSESSION	00:00	0:00

COLORADO FOOTBALL

COLORADO		
	PLAYER	STAT
OFFENSIVE		
Passing Yards	Shedeur Sanders	2,591
Passing Attempts	Shedeur Sanders	300
Passing Completions	Shedeur Sanders	220
Completion Pct.	Shedeur Sanders	73.3%
Passing TDs	Shedeur Sanders	21
Rushing Yards	Isaiah Augustave	271
Rushing Avg.	Dallan Hayden	6
Rushing TDs	Isaiah Augustave Micah Welch Shedeur Sanders	3
Receptions	Travis Hunter	60
Receiving Yards	Travis Hunter	757
Avg. Yards-Per-Rec	Omarion Miller	21.6
Receiving TDs	Travis Hunter	8
Points	Alejandro Mata	59
DEFENSIVE		
Sacks/Yards	B.J. Green II Taje McCoy Samuel Okunlola	3.0/22.0
Solo/Assists/Tackles	Cam'Ron Silmon-Craig	48/13/61
Quarterback Hits	Cam'Ron Silmon-Craig	5
Passes Defensed	Travis Hunter	7
Tackles for Loss	Nikhai Hill-Green	8
SPECIAL TEAMS		
KO Returns	Jimmy Horn Jr.	4
KO Returns Yards (avg)	Jimmy Horn Jr.	118 (29.5)
Punt Returns	LaJohntay Wester	8
Punt Returns Yards (avg)	Jimmy Horn Jr.	72 (10.3)
Field Goals Made/Att	Alejandro Mata	9/12 (75.0%)
Punts	Mark Vassett	29
Punt Yards (Avg/Net Avg)	Mark Vassett	1,274 (43.9/43.2)

TEXAS TECH		
	PLAYER	STAT
OFFENSIVE		
Passing Yards	Behren Morton	2,300
Passing Attempts	Behren Morton	332
Passing Completions	Behren Morton	206
Completion Pct.	Will Hammond	68.2%
Passing TDs	Behren Morton	19
Rushing Yards	Tahj Brooks	1,047
Rushing Avg.	Will Hammond	6
Rushing TDs	Tahj Brooks	10
Receptions	Josh Kelly	68
Receiving Yards	Josh Kelly	736
Avg. Yards-Per-Rec	Johncarlos Miller II	16.7
Receiving TDs	Coy Eakin	6
Points	Gino Garcia	61
DEFENSIVE		
Sacks/Yards	Jacob Rodriguez	3.0/22.0
Solo/Assists/Tackles	Jacob Rodriguez	48/36/84
Quarterback Hits	Harvey Dyson III	5
Passes Defensed	Chapman Lewis CJ Baskerville Bralyn Lux	3
Tackles for Loss	Jacob Rodriguez	7
SPECIAL TEAMS		
KO Returns	Drae McCray	12
KO Returns Yards (avg)	Drae McCray	309 (25.8)
Punt Returns	Josh Kelly	8
Punt Returns Yards (avg)	Josh Kelly	29 (3.6)
Field Goals Made/Att	Gino Garcia	13/13 (100.0%)
Punts	Jack Burgess	36
Punt Yards (Avg/Net Avg)	Jack Burgess	1,507 (41.9/40.8)

Season Notes

17-24

<i>Season Notes & Anniversaries</i>	<i>18</i>
<i>TV Notes & Ratings</i>	<i>19</i>
<i>In The Rankings</i>	<i>20</i>
<i>Rankings By The Numbers</i>	<i>21</i>
<i>Colorado As/Vs. Ranked</i>	<i>22</i>
<i>National TV & Attendance</i>	<i>23</i>
<i>Bufs In The NFL</i>	<i>24</i>

CU FOOTBALL HISTORICAL SNAPSHOT

Colorado is in its second century of intercollegiate football, as the Buffaloes continue their 135th season of intercollegiate football in 2024. Through week eight of the 2024 season, CU has played in 1,311 games with an all-time record of 729-546-36.

In FBS, only 23 programs began earlier than the Buffs did in 1890 and only 13 programs have played more seasons than the Buffs (134) with the only Big 12 program ahead being Cincinnati starting its 137th season. Colorado ranks tied for second in the Big 12 with Kansas.

A FAMILY AFFAIR

Starting from the top a family environment has been set for the Buffs have the most sets of brothers in the country with six in FBS Football. The brothers include Brandon and Colton Hood who are also joined by their cousin Trenton Hood, Kaleb and Cole Mathis whose dad Kevin Mathis is the cornerback coach, Chidozie and Chijoke Nwankwo, Shedeur and Shilo Sanders with their dad Deion "Coach Prime" Sanders, Destin and Keaton Wade, and Jaylen and LaJohntay Wester.

FATHER AND SON DUO

Not only are there multiple pairs of brothers on the team, Colorado is one of nine FBS teams with a father son pair as the head coach and player, Kennesaw State is the only other team with two sons playing with their dad. Shedeur Sanders is one of only two quarterbacks in the country with his dad as the head coach with Kennesaw State's Braden Bohannon.

NEW TOP DAWG

LaJohntay Wester transferred in from Florida Atlantic (FAU) where he consistently gave defenses problems on offense as well as a returner specifically a punt returner. Offensively he is 2nd in career receptions with 291 as well as the highest returning from last season where he caught 108 passes. Once he got the ball he made things happen currently sitting at seventh with 3,204 receiving yards, ninth for yards after catch with 1,536, and tied for eighth in touchdowns with 28. His newest teammate from Vanderbilt Will Sheppard is also tied for 14th among active players with 24 career receiving touchdowns. Among all the stats that Wester finds himself at the top of to start the 2024 season, he is currently first among receivers and second overall with 45 straight games with a reception dating back to his freshman season. The only player with a longer streak is running back Jo'Quavious Marks previously at Mississippi State, but is playing this season at USC.

BACK TO THE PORTAL

Once again Colorado attacked the portal with the second most scholarship newcomers with 50 behind only North Texas who had 54. The Buffs will also see the second fewest overall returning players as well as scholarship players with 51 and 31 respectively behind North Texas in both regards. This season there will be zero players in their final year of eligibility who started their college career as a Buff.

2024 Colorado Football Anniversaries

1904	(Oct. 8) Considered one of the biggest wins in the 15-year history of the program, Colorado beats Nebraska in Boulder, 6-0. The game ball remains on display at CU's Heritage Center on campus (third floor of Old Main).
1909	Colorado finished 6-0 the first of three in a row to do so while establishing the school's all-time winning streak of 21 games between 1908 and 1912.
1924	(Oct. 11) The 100th anniversary of the first game at Colorado Stadium (now Folsom Field), a 39-0 win over Regis. Colorado says goodbye to Gamble Field the previous Saturday with a 21-0 romp over Western State on its way to an 8-1-1 record, which included its first overseas games—two in Hawai'i.
1939	The Buffaloes open 0-3, but would go on and post their best finish after such a start, rallying to win five in a row to finish 5-3 and win their first Mountain States Conference title.
1949	(Oct. 29) The 75th anniversary of perhaps the wackiest game in CU history when it comes to the weather. In a 14-7 homecoming win over Utah, the temperature was 61 degrees at its 2 p.m. kickoff with clear skies. It was overcast by halftime, and by the end of the game, the field was covered in six inches of snow.
1969	The Buffs cap an 8-3 season with an emotional 47-33 win over Alabama in the Liberty Bowl, where CU had to put up with racial slurs from some Alabama fans because Colorado had African-American players, including tri-captain Bill Collins, while the Crimson Tide were not integrated at the time.
1974	(Oct. 5) The last meeting for 45 years between Front Range rivals Colorado and Air Force, won by the Buffs, 28-27 at the USAFA. CU leads the all-time series 12-6.
1979	(Sept. 8) The 45th anniversary of the Colorado-Oregon game being the first college football game televised on ESPN (tape delay). It was also the first game of the short tenure as Colorado head coach by Chuck Fairbanks.
1984	(Sept. 15) The 40th anniversary marking the severe brain injury to CU tight end Ed Reinhardt, who was in a coma for a month after being hurt in the final two minutes of CU's 27-20 loss at Oregon. Reinhardt had caught 10 passes in the season opener the previous week against Michigan State and was the nation's leading receiver.
1989	Following Colorado's first 11-0 regular season in school history and No. 1 national ranking, the Buffaloes play for the national championship in the Orange Bowl against No. 4 Notre Dame, but come up short, 21-6. The Buffs dedicated the season to fallen quarterback Sal Aunese, who died on Sept. 23 after a six-month battle with stomach cancer.
1994	The 30th anniversary of "The Catch," (CU's 27-26 win at Michigan); of Rashaan Salaam winning the first Heisman Trophy by a Buff (Dec. 10); of Chris Hudson winning the Thorpe Award (Dec. 8); of Salaam going over 2,000 yards for the season against Iowa State (Nov. 19); of Kordell Stewart becoming the Big 8's all-time total offense leader (also Nov. 19); of Bill McCartney retiring as CU's head coach (also Nov. 19); and of CU's 11-1 season which saw the Buffs finish as the No. 3 team in the country.
2004	(Oct. 16) Mason Crosby kicked CU's school record 60-yard field goal in a 19-14 win over Iowa State.

TV Ratings

BUFFS BACK IN PRIMETIME

The 2024 season began like much of the 2023 season, with the entire country on the edge of their seat watching the Colorado Buffaloes. The marquee match-up on ESPN to kickoff week one of the 2024 season did not disappoint. Against a FCS powerhouse in North Dakota State the game averaged 4.76 million viewers which was the most for a Thursday night opener on ESPN since 2017 and up 49% from a year ago in the same time slot. Not only that but the game peaked at 5.6 million viewers.

In Week 2's trip to Nebraska, the game on NBC drew 5.67 million viewers with a peak of 6.3 million, easily the most in the network's "Big Ten Saturday Night" window. Week three saw the Buffs out pace any game on CBS to start the season drawing 3.25 million viewers.

Through week nine (and eight games), the Buffs and Georgia are the only team's in the country with more than 3 million viewers in six games. Alabama and Michigan ranking third and fourth with five and games apiece. Five teams are tied with four games and seven are tied with three of at least three million viewers.

Last season on the strength of a September to remember, the Colorado Buffaloes were one of the top teams in the country for total and average viewership. Through the first five weeks of the 2023 season, the Buffs had double the viewership of any team in the country, and led the country until the final week of the regular season, rivalry week. Even through conference championships and bowl season, the Buffs ended up No. 8 for total viewership and No. 6 for average viewership for the full season.

CU was part of five of the 25 most watched games of the 2023 season and of those games, only Alabama was in more, appearing in six of the 25, which included both the SEC title game and the Rose Bowl. Ten of the 25 games were in the post season, meaning CU had five of the 15 most watched games of the regular season, most in the nation. Further proof of the Buffs watch power, four of five CU opponents only appearance in one of the top 25 games were against the Buffs. Only Alabama, Texas and Ohio State had more than one opponent who's only appearance in one of those games was against them, each with two such opponents.

Those same five games also rank in the top 13 in CU history for most watched games, and if you take out the postseason games from that list, CU had five of six most watch games in regular season history, with all six games only behind the 1989 Nebraska game in a Nos. 2 vs. 3 match-up.

In terms of Pac-12 teams, CU ended up finishing behind national runner-up Washington for total viewership and average viewership with the Huskies competing in the Pac-12 title game and two playoff games. Thus far in the Big 12, the Buffs are the top-watched team in the league this season, well ahead of second place West Virginia, who ranks 32nd in viewership and 31st in average viewership.

CU'S MOST WATCHED GAMES (KNOWN)

Rk.	Game, Date (Bowl)	Viewers (Millions)
1.	Notre Dame, Jan. 1, 1990 (Orange, NBC)	30.10
2.	Notre Dame, Jan. 1, 1991 (Orange, NBC)	29.62
3.	Oregon, Jan. 1, 2002 (Fiesta, ABC)	18.23
4.	Ohio State, Jan. 1, 1977 (Orange, NBC)	17.02
5.	Syracuse, Jan. 1, 1993 (Fiesta, NBC)	11.75
6.	Nebraska, Nov. 4, 1989 (CBS)	11.01
7.	at Oregon, Sept. 23, 2023 (ABC)	10.03
8.	Texas, Dec. 1, 2001 (B12, ABC)	9.66
9.	Colorado State, Sept. 16, 2023 (ESPN)	9.30
10.	Nebraska, Sept. 9, 2023 (FOX)	8.73
11.	Notre Dame, Jan. 2, 1995 (Fiesta, NBC)	8.42
12.	at TCU, Sept. 2, 2023 (FOX)	7.26
13.	USC, Sept. 30, 2023 (FOX)	7.24
14.	Nebraska, Nov. 23, 2001 (ABC)	6.72
15.	at Nebraska, Sept. 7, 2024 (NBC)	5.67
16.	Oregon, Jan. 1, 1996 (Cotton, CBS)	5.49
17.	NDSU, Aug. 29, 2024 (ESPN)	4.76

TOP 25 WATCHED GAMES OF 2024

Rk.	Team	Viewership (Millions)
1.	Georgia at Texas (ABC)	13.19
2.	Georgia at Alabama (ABC)	11.99
3.	Alabama at Tennessee (ABC)	10.23
4.	Ohio State at Oregon (NBC)	9.60
5.	Texas at Michigan (FOX)	9.19
6.	USC vs. LSU (ABC)	8.62
7.	Notre Dame at Texas A&M (ABC)	7.92
8.	Texas vs. Oklahoma (ABC)	7.63
9.	Clemson vs. Georgia (ABC)	7.58
10.	Georgia at Kentucky (ABC)	6.60
11.	Miami at Florida (ABC)	6.35
12.	USC at Michigan (CBS)	6.32
13.	Tennessee at Oklahoma (ABC)	6.27
14.	South Carolina at Alabama (ABC)	6.00
15.	Nebraska at Ohio State (FOX)	5.96
16.	Colorado at Nebraska (NBC)	5.67
17.	Missouri at Alabama (ABC)	5.54
18.	Tennessee at Arkansas (ABC)	5.29
19.	LSU at Texas A&M (ABC)	5.06
20.	Oklahoma at Auburn (ABC)	5.04
21.	Alabama at Wisconsin (FOX)	5.03
22.	Florida State vs. Georgia Tech (ESPN)	4.99
23.	LSU at South Carolina (ABC)	4.94
24.	Auburn at Georgia (ABC)	4.93
25.	Texas A&M at Florida (ABC)	4.80

2024 Ratings Rankings

TOTAL VIEWERSHIP (THROUGH WEEK 9)

Rk.	Team	Total Viewership (Millions)
1.	Georgia (6 Games)	47.55
2.	Alabama (7 Games)	43.22
3.	Texas (5 Games)	33.33
4.	Michigan (8 Games)	31.43
5.	Colorado (8 Games)	29.11
6.	Ohio State (6 Games)	28.67
7.	Tennessee (5 Games)	28.00
8.	LSU (6 Games)	26.95
9.	USC (8 Games)	25.93
10.	Oklahoma (6 Games)	24.58

AVERAGE VIEWERSHIP (THROUGH WEEK 9)

Rk.	Team	Viewership (Millions)
1.	Georgia (6 Games)	7.92
2.	Texas (5 Games)	6.66
3.	Alabama (7 Games)	6.17
4.	Tennessee (5 Games)	5.60
5.	Ohio State (6 Games)	4.77
6.	Texas A&M (5 Games)	4.57
7.	LSU (6 Games)	4.49
8.	Kentucky (3 Games)	4.44
9.	Florida (4 Games)	4.26
10.	Oklahoma (6 Games)	4.09
11.	Colorado (6 Games)	3.63

Note: Calculated with what's listed via SportsMediaWatch.com. From games in the 2024 season. At least two games of data.

COACH PRIME ERA TV RATINGS

2023	Opponent	Viewership (Millions)
1.	TCU	7.26
2.	Nebraska	8.73
3.	Colorado State	9.30
4.	Oregon	10.30
5.	USC	7.24
6.	Arizona State	N/A
7.	Stanford	3.29
8.	UCLA	N/A
9.	Oregon State	4.66
10.	Arizona	2.77
11.	Washington State	N/A
12.	Utah	.73

2024	Opponent	Viewership (Millions)
1.	North Dakota State	4.76
2.	Nebraska	5.67
3.	Colorado State	3.25
4.	Baylor	3.64
5.	UCF	4.17
6.	Kansas State	3.26
7.	Arizona	2.02
8.	Cincinnati	2.34

2024 GAMES OVER 3 MILLION VIEWERS

Rk.	Opponent	Viewership (Millions)
1.	Colorado	6
	Georgia	6
3.	Michigan	5
	Alabama	5
5.	Texas A&M	4
	LSU	4
	Ohio State	4
	Tennessee	4
	Nebraska	4
6.	Seven others tied	3

Colorado In The Rankings

New College Football Playoffs Format, Here Comes the Buffs

After four seasons without being ranked in the College Football Playoff's at any point, the Colorado Buffaloes found themselves ranked No. 20 in the first ranking of the season. This is only the ninth time being ranked in the CFP with seven coming in the inaugural season of the four team playoff. The last two came in the 202 shortened season due to COVID. This is the highest ranking since the final ranking in 2016.

Week	Date	Rank	Record	Pts	FPV	CP	CFP	Last Week
Preseason	Aug. 14	RV				RV		
Week 1	Sept. 3	RV	1-0	1	0	—	—	W 31-26 vs. NDSU
Week 2	Sept. 9	—	1-1	0	0	—	—	L 28-10 at Nebraska
Week 3	Sept. 15	—	2-1	509	0	—	—	W 28-9 at Colorado State
Week 4	Sept. 22	—	3-1	32	0	RV	—	W, 38-31 vs. Baylor (OT)
Week 5	Sept. 29	RV	4-1	1	0	RV	—	W, 48-21 at UCF
Week 6	Oct. 6	RV	4-1	3	0	RV	—	Bye
Week 7	Oct. 13	—	4-2	0	0	—	—	L 28-31 vs. Kansas State
Week 8	Oct. 20	—	5-2	0	0	—	—	W, 34-7 at Arizona
Week 9	Oct. 27	23	6-2	152	0	RV	—	W, 34-23 vs. Cincinnati
Week 10	Nov. 3	21	6-2	234	0	24	20	Bye
Week 11	Nov. 10							
Week 12	Nov. 17							
Week 13	Nov. 24							
Week 14	Dec. 1							

Buffs Entered Rankings After Cincinnati Win

The 2024 Buffaloes pushed through after four weeks of receiving votes to earn the No. 23 ranking in the AP Poll after defeating Cincinnati 34-23 at home to improve to 6-2. Despite not playing when the week 11 ranking came out due to the second bye week, the Buffs improved to No. 21 in the AP Poll. After four weeks of receiving votes in the Coaches Poll, after the bye week became the first time joining the ranked at No. 24. This is the farthest into a full season since the final ranking of 2016.

Most Ranked Wins By Coach

Coch	Overall:	W	L	T	Pct.	Top 10:	W	L	T
Bill McCartney	20	31	2		.396	8	22	2	
Eddie Crowder	13	21	0		.382	8	14	0	
Gary Barnett	11	22	0		.333	2	15	0	
Rick Neuheisel	11	12	0		.478	4	5	0	
Bill Mallory	8	14	0		.364	1	11	0	
Dan Hawkins	3	15	0		.167	1	4	0	
Mel Tucker	2	2	0		.500	0	1	0	
Dal Ward	2	10	1		.192	0	9	1	
Mike MacIntyre	2	20	0		.091	0	7	0	
Sonny Grandelius	1	2	0		.333	1	2	0	
Deion Sanders	1	6	0		.142	0	2	0	

Colorado Records vs. Ranked Teams

Most Rushing Yards—482, vs. Air Force at USAFA, Nov. 21, 1970.
 Individual Rushing Yards—317, Rashaan Salaam vs. Texas at Austin, Oct. 1, 1994.
 Most Passing Yards—510, vs. TCU in Fort Worth, Sept. 2, 2023.
 Individual Passing Yards—510, Shedeur Sanders at TCU in Fort Worth, Sept. 2, 2023.
 Individual Receiving Yards—196, Omarion Miller vs. USC, Sept. 23, 2023.
 Most Total Offense—675, vs. Air Force at USAFA, Nov. 21, 1970.
 Individual Total Offense—478, Shedeur Sanders at TCU in Fort Worth, Sept. 2, 2023.
 Most Points Scored—62, vs. Boston College at Tucson (Insight.com Bowl), Dec. 31, 1999; vs. Nebraska in Boulder, Nov. 23, 2001.
 Individual Points Scored—36, Chris Brown vs. Nebraska in Boulder, Nov. 23, 2001.
 Most Points Allowed—82, vs. Oklahoma in Boulder, Oct. 4, 1980.
 Largest Margin of Victory—38, vs. Wisconsin in Boulder, Sept. 17, 1994 (55-17); vs. Oklahoma in Boulder, Oct. 15, 1994 (45-7).
 Largest Margin of Defeat—67, vs. Texas at Houston (Big 12 Championship), Dec. 3, 2005 (3-70).
 Most Consecutive Wins—6, Dec. 25, 1993 to Oct. 22, 1994.
 Most Consecutive Losses—23, Nov. 4, 1978 to Sept. 27, 1986.

Rankings History

ALL-TIME AP POLL STREAKS

Rk.	Team	Weeks
1.	Nebraska (1981-2002)	348
2.	Alabama (2008-present)	272
3.	Florida State (1989-2001)	211
4.	Florida (2990-2002)	209
5.	Miami, Fla. (1985-95)	162
	Texas (2000-10)	162
7.	Michigan (1968-80)	160
8.	Oklahoma (1971-81)	158
9.	Colorado (1989-97)	143
10.	Ohio State (2012-20)	132
11.	USC (2002-09)	130
12.	Georgia (2017-present)	125
13.	Notre Dame (1987-94)	124
14.	Penn State (1993-2000)	121
15.	Michigan (1998-2005)	114

AP POLL SUMMARY

Weeks	All	Preseason	Final
Ranked #1	7	0	1
Ranked #2	9	1	0
In Top 5	47	3	5
In Top 10	143	7	8
In Top 25	310	16	19

CU'S AP POLL HISTORY

Season	App	Pct	Pre	Final	High
1937	4	57%	NR	17	16
1954	2	17%	NR	NR	11
1955	2	17%	NR	NR	14
1956	4	33%	NR	20	18
1957	1	8%	NR	NR	18
1958	3	25%	NR	NR	9
1960	1	8%	NR	NR	18
1961	8	67%	NR	7	6
1967+	8	67%	10	NR	3
1969	2	14%	NR	16	16
1970	6	40%	NR	NR	8
1971	14	93%	NR	3	3
1972	15	100%	2	16	2
1973	7	47%	11	NR	10
1975	11	73%	NR	16	9
1976	7	50%	NR	16	12
1977	8	57%	12	NR	3
1978	4	27%	NR	NR	13
1988	1	6%	NR	NR	19
1989	17	100%	14	4	1
1990	16	100%	5	1	1
1991	16	100%	13	20	12
1992	17	100%	12	13	7
1993	17	100%	11	16	7
1994	17	100%	8	3	2
1995	17	100%	13	5	4
1996	18	100%	5	8	5
1997	8	44%	8	NR	8
1998	8	50%	NR	NR	14
1999	2	12%	15	NR	14
2000	2	12%	24	NR	23
2001	11	65%	NR	9	3
2002	14	78%	7	20	7
2003	2	12%	NR	NR	17
2005	3	19%	NR	NR	22
2016	9	56%	NR	17	9
2018	2	13%	NR	NR	19
2020	1	6%	NR	NR	21
2023	3	25%	NR	NR	18
2024	2	18%	NR	—	21

COLORADO FOOTBALL

Colorado In The Rankings

BY THE NUMBERS

Highest Ranking	#1 (1989, 1990)
Weeks/Polls Ranked	336
Total Rankings	627
AP Appearances	315
Coaches Appearances	302
BCS Appearances	2
CFP Appearances	8
Highest Preseason Ranking	#2 (1972)
Highest Final Ranking	#1 (1990)
Consecutive Weeks Ranked	143 (1989-97)
Consecutive Weeks Top 10	17 (1994)
Consecutive Weeks Top 5	13 (1989)
Largest Jump (#18 to #8, 9/21-28/70)	10

Preseason Polls (14): 1967, 1972, 1973, 1977, 1989, 1990, 1991, 1992, 1993, 1994, 1995, 1996, 1997, 1999, 2000, 2002

Final Polls (20): 1937, 1956, 1961, 1965, 1967, 1969, 1970, 1971, 1972, 1975, 1976, 1989, 1990, 1991, 1992, 1993, 1994, 1995, 1996, 2001, 2002, 2016

NOTES: Coaches Poll combined between UPI (started in 1950) and USA Today (started in 1991), with the final UPI poll conducted prior to bowl games until 1973; Associated Press poll ranked only the top 10 teams from 1961-67; polls expanded from top 20 to top 25 teams in 1989.

ALL-TIME TOP 10 POLL STREAKS

The most consecutive weeks ranked in either the Associated Press and/or Coaches poll:

348	Nebraska (1981-2002)
261	Alabama (2008-current)
211	Florida State (1989-2001)
209	Florida (1990-2002)
162	Miami, Fla. (1985-95)
162	Texas (2000-2010)
160	Michigan (1968-80)
158	Oklahoma (1971-81)
143	Colorado (1989-97)
132	Ohio State (2012-2020)
130	USC (2002-09)

HISTORICAL POLLS

Litkenhous Ratings

A mathematical system used to rank college football teams, used as a "major selector" for the national championship by the NCAA from 1934-84.

1936	102
1940	68
1943	62
1944	21
1945	82
1946	140
1947	109
1948	82
1950	58
1951	47
1952	25
1954	22
1956	31
1957	44
1958	45
1975	12
1976	12

Williamson System

A mathematical system used to rank college football teams, used as a "major selector" for the national championship by the NCAA from 1932-63.

1936	88
1942	78
1943	32
1946	101
1947	115
1950	78
1951	35
1955	48
1956	28
1957	47
1958	56
1959	53
1960	39
1961	23
1963	76

Harris Interactive Poll

In 2005 the Harris Poll replaced the AP Poll in the BCS Formula and did so until the BCS poll switched at the CFP rankings in 2014.

Oct. 9, 2005	24
Oct. 30, 2005	24
Nov. 6, 2005	22

AP BREAKDOWN

Rank	Times	First	Last
1	7	11/27/89	12/3/90
2	9	9/11/72	10/23/94
3	11	10/23/67	12/9/01
4	8	10/16/67	12/2/01
5	12	10/4/71	11/24/96
6	11	11/27/61	11/17/96
7	23	11/20/61	8/26/02
8	20	10/30/61	9/7/97
9	25	10/27/58	11/27/16
10	18	10/23/61	9/29/96
11	8	10/18/54	12/4/16
12	18	10/20/58	11/13/16
13	16	10/12/70	11/24/02
14	16	10/17/55	12/8/02
15	14	10/9/61	11/11/01
16	23	11/8/37	11/6/16
17	13	10/11/54	9/7/03
18	12	11/5/56	9/10/23
19	16	11/26/56	9/17/23
20	12	10/10/55	10/7/01
21	7	11/7/93	12/6/20
22	3	10/14/91	9/5/23
23	4	10/31/93	10/23/16
24	4	10/5/97	10/9/05
25	5	9/30/91	10/30/05

COACHES BREAKDOWN

Rank	Times	First	Last
1	5	11/27/89	12/3/90
2	7	10/30/89	11/12/90
3	12	10/23/67	12/9/01
4	6	10/16/67	10/9/94
5	15	10/11/71	12/2/01
6	11	11/27/71	8/26/02
7	30	9/25/67	9/7/97
8	13	10/30/61	12/8/96
9	17	10/16/61	11/27/16
10	23	10/18/54	11/25/01
11	9	10/27/58	12/4/16
12	14	10/9/61	11/13/16
13	13	11/27/67	9/29/96
14	19	10/20/58	12/8/02
15	16	10/13/58	11/6/16
16	19	10/28/57	11/11/01
17	15	10/17/55	9/7/03
18	16	10/6/58	10/7/18
19	6	11/3/58	9/17/23
20	10	10/10/55	10/30/16
21	7	9/16/91	9/10/23
22	5	10/14/91	12/6/20
23	2	10/2/16	10/23/16
24	3	10/31/93	10/30/05
25	9	9/30/91	9/5/23

COLORADO FOOTBALL

Colorado As/Vs. Ranked

Record as Ranked

Rank	AP		Coaches		BCS		CFP	
	GP	Record	GP	Record	GP	Record	GP	Record
1	2	1-1-0	2	1-1-0	0	0-0	0	0-0
2	8	7-1-0	5	5-0-0	0	0-0	0	0-0
3	9	5-3-1	11	6-4-1	1	0-1	0	0-0
4	6	5-1-0	4	4-0-0	0	0-0	0	0-0
5	9	6-2-1	12	8-3-1	0	0-0	0	0-0
Top 5	34	24-8-2	34	24-8-2	1	0-1	0	0-0
6	8	6-2-0	7	5-2-0	0	0-0	0	0-0
7	18	12-5-1	23	16-6-1	1	1-0	0	0-0
8	12	8-4-0	8	7-1-0	0	0-0	0	0-0
9	21	16-5-0	17	11-6-0	0	0-0	1	1-0
10	14	10-4-0	19	16-3-0	0	0-0	2	1-1
Top 10	108	77-28-3	108	79-26-3	2	1-1	3	2-1
11	6	4-2-0	11	8-3-0	0	0-0	0	0-0
12	14	13-3-0	13	6-7-0	3	1-2	1	1-0
13	11	6-5-0	8	5-3-0	1	0-1	0	0-0
14	14	8-6-0	15	9-5-1	0	0-0	0	0-0
15	11	7-3-1	15	13-2-0	1	1-0	1	1-0
16	16	13-2-1	12	10-1-1	0	0-0	0	0-0
17	12	7-5-0	12	4-8-0	0	0-0	0	0-0
18	8	4-3-1	13	8-5-0	0	0-0	0	0-0
19	15	9-6-0	4	0-4-0	0	0-0	0	0-0
20	10	9-1-0	7	5-2-0	0	0-0	0	0-0
21	7	5-2-0	5	4-1-0	1	0-1	1	0-1
22	3	2-1-0	5	4-1-0	1	1-0	0	0-0
23	3	2-1-0	1	0-1-0	0	0-0	0	0-0
24	3	1-2-0	3	2-1-0	2	1-1	0	0-0
25	4	4-0-0	8	4-4-0	0	0-0	0	0-0
Overall	247	171-70-6	240	161-74-5	11	5-6	6	4-2

Record vs. Ranked

Rank	AP		Coaches		BCS		CFP	
	GP	Record	GP	Record	GP	Record	GP	Record
1	9	0-9-0	7	0-7-0	2	1-1	0	0-0
2	19	2-17-0	21	3-18-0	3	0-3	1	0-1
3	17	6-11-0	16	5-11-0	2	1-1	0	0-0
4	11	2-8-1	12	2-10-0	2	0-2	1	0-1
5	11	2-9-0	12	1-10-1	0	0-0	0	0-0
Top 5	67	12-54-1	68	11-56-1	9	2-7	2	0-2
6	9	1-8-0	8	1-7-0	1	0-1	1	0-1
7	13	2-11-0	12	2-9-1	0	0-0	1	0-1
8	7	0-6-1	17	4-13-0	1	0-1	3	0-3
9	22	3-18-1	15	3-11-1	2	0-2	0	0-0
10	12	7-5-0	6	3-3-0	3	0-3	0	0-0
Top 10	130	25-102-3	126	24-99-3	16	2-14	7	0-7
11	8	1-7-0	10	5-5-0	0	0-0	0	0-0
12	8	4-4-0	10	4-6-0	2	0-2	1	0-1
13	11	5-6-0	10	2-8-0	3	0-3	0	0-0
14	4	0-4-0	6	2-4-0	1	0-1	1	0-1
15	10	2-8-0	10	1-9-0	2	0-2	0	0-0
16	11	2-9-0	8	6-2-0	1	0-1	1	0-1
17	9	4-5-0	7	2-5-0	0	0-0	1	0-1
18	9	3-6-0	5	0-5-0	1	0-1	0	0-0
19	6	4-2-0	10	3-7-0	0	0-0	1	0-1
20	10	4-6-0	8	4-4-0	2	0-2	2	0-2
21	11	5-6-0	5	3-2-0	1	0-1	1	0-1
22	7	5-2-0	5	4-1-0	1	0-1	2	2-0
23	8	1-7-0	7	1-6-0	3	0-3	0	0-0
24	9	5-4-0	8	5-3-0	1	1-0	0	0-0
25	8	4-4-0	6	3-3-0	0	0-0	0	0-0
Overall	259	74-182-3	241	69-169-3	34	3-31	17	2-15

VS. NO. 1 ALL-TIME (1-12)

Date	AP CU/O	Coaches CU/O	BCS CU/O	Loc	Opponent	Outcome	CU	Opp
11/3/56	— 1	— 1		H	Oklahoma	L	19	27
10/26/57	— 1	— 2		A	Oklahoma	L	13	14
9/21/63	— 1			H	USC	L	0	14
10/23/65	— 3	— 1		A	Nebraska	L	13	38
10/30/71	9 1	9 1		A	Nebraska	L	7	31
10/4/75	19 1	12 2		A	Oklahoma	L	20	21
11/4/78	— 1	18 1		H	Oklahoma	L	7	28
10/22/83	— 1	— 1		A	Nebraska	L	19	69
10/24/87	— 1	— 1		A	Oklahoma	L	6	24
11/28/87	— 5	— 5		H	Nebraska	L	7	24
11/23/01	14 2	14 2	15 1	H	Nebraska	W	62	36
11/2/02	13 2	12 2	12 1	A	Oklahoma	L	11	27
10/25/03	— 1	— 1	— 1	H	Oklahoma	L	20	34

ALL-TIME TOP 10 MATCHUPS (15-13-1)

Date	AP CU/O	Loc	Opponent	Outcome	CU	Opp
11/1/58	9 7 11 7	H	Oklahoma	L	7	23
11/4/61	8 10 7 11	H	Missouri	W	7	6
1/1/62	6 4 7 3	N1	LSU	L	7	25
10/14/67	6 17 7 8	H	Missouri	W	23	9
9/25/71	10 6 10 5	A	Ohio State	W	20	14
10/16/71	6 2 5 2	A	Oklahoma	L	17	56
10/30/71	9 1 9 1	A	Nebraska	L	7	31
10/21/71	9 2 10 2	H	Oklahoma	W	20	14
10/25/75	10 4 10 4	A	Nebraska	L	21	63
9/16/89	8 10 7 11	H	Illinois	W	38	7
11/4/89	2 3 2 3	H	Nebraska	W	27	21
1/1/90	1 4 1 4	N1	Notre Dame	L	6	21
8/26/90	5 8 5 9	N1	Tennessee	T	31	31
11/3/90	9 3 7 2	A	Nebraska	W	27	12
1/1/91	1 5 1 6	N2	Notre Dame	W	10	9
10/31/92	8 8 9 7	A	Nebraska	L	7	52
1/1/93	10 6 13 7	N1	Syracuse	L	22	26
9/17/94	7 10 7 10	H	Wisconsin	W	55	17
9/24/94	7 4 7 4	A	Michigan	W	27	26
10/29/94	2 3 3 2	A	Nebraska	L	7	24
9/23/95	7 3 8 3	H	Texas A&M	W	29	21
9/30/95	4 10 5 9	A	Oklahoma	W	38	17
10/28/95	7 2 7 2	H	Nebraska	L	21	44
11/18/95	9 7 9 7	A	Kansas State	W	27	17
11/16/96	6 9 6 9	H	Kansas State	W	12	0
11/29/96	5 4 5 4	A	Nebraska	L	12	17
12/1/01	9 3 10 3 7 3	N2	Texas	W	39	37
1/1/02	3 2 3 2 3 4	N3	Oregon	L	16	38
12/2/16	9 4 9 4 8 4	N1	Washington	L	10	41

ALL-TIME TOP 5 MATCHUPS (2-5)

Date	AP CU/O	Coaches CU/O	BCS CU/O	Loc	Opponent	Outcome	CU	Opp
10/16/71	6 2 5 2			A	Oklahoma	L	17	56
11/4/89	2 3 2 3			H	Nebraska	W	27	21
1/1/90	1 4 1 4			N1	Notre Dame	L	6	21
1/1/91	1 5 1 6			N1	Notre Dame	W	10	9
10/29/94	2 3 3 2			A	Nebraska	L	7	24
11/29/96	5 4 5 4			A	Nebraska	L	12	17
1/1/02	3 2 3 2 3 4			N2	Oregon	L	16	38

1—Orange Bowl, Miami, Fla.

2—Fiesta Bowl, Tempe, Ariz.

National TV & Attendance

BUFFS MAINSTAY ON NATIONAL TV IN PRIME ERA

In the Prime Era, CU has had 19 of its 21 selected games on network television or the flagship ESPN. In 2024, CU will appear on all four major networks and the flagship ESPN for the first time in program history. CU has or will appear on network television 13 times with eight coming this season and five in 2023, the top two marks in school history. CU now has at least eight games on either network TV or the main ESPN in each of the last two seasons, the most in program history, and in 2023, CU had nine games selected above regional or conference telecast or on a streaming service, matching the previous program record with the 2008 season. With two games being announced for FOX, CU now has at least 11 games selected above regional or conference telecast or on a streaming service a new program record.

Most National Broadcasts Network TV (ABC, CBS, NBC, FOX)

1.	2024	8
2.	2023	5
3.	1990	4
4.	1972	3
	1993	3
	2002	3
	2008	3
	2016	3
	2021	3

Most National Broadcasts Network TV, Flagship ESPN

1.	2024	11
2.	2023	8
3.	1990	7
4.	2018	6
5.	2009	5
	1995	5

Most National Broadcasts Non-Conf./Reg./Stream

1.	2024	11
2.	2023	9
	2008	9
4.	2007	8
	2009	8
	2011	8
	2016	8

GAME ATTENDANCE IN THE COACH PRIME ERA

The Colorado Buffaloes have played in front of a sold out stadium 15 times in 17 games in the Coach Prime Era. Last year, the Buffs played in front of a sellout each of the first 10 games of the season and in 11 overall. This season after not selling out the North Dakota State game, CU has played on front of a sellout each of the past four games. With the Utah game expecting to sell out, that will extend the current streak to seven games.

Last season, the 11 games sold out was the second-most in the country for the regular season as the only non-sellout was at Washington State, a Friday night game over the school's Thanksgiving break near the end of the season. This season's non-sellout was a game switched to Thursday night the first week of the season against FCS North Dakota State. In the FBS in 2023, only Tennessee played in front of a sellout in all 12 games and with 11, the Buffs were tied with Florida, Georgia, Iowa and Notre Dame.

G#	Opponent	Date	Attendance	Note
1	@ TCU	9/2/23	53,294	Stadium Record; 2,051 more than second highest
2	Nebraska	9/9/23	53,241	Highest in 15 seasons, 18th most all-time.
3	Colorado St.,	9/16/23	53,141	19th-most all-time, fourth highest current capacity
4	@ Oregon	9/23/23	59,889	Sixth-largest crowd in Autzen history.
5	USC	9/30/23	54,032	Most in current capacity, sixth-highest all-time.
6	@ ASU	10/7/23	54,086	Second-most in '23, 6,400 more than third highest
7	Stanford	10/13/23	53,154	19th most all-time, third highest current capacity
8	@UCLA	10/28/23	71,343	27,638 more fans than next highest home game
9	Oregon State	11/4/23	52,725	Sixth highest under current capacity
10	Arizona	11/11/23	52,788	Fifth highest under current capacity
11	@ Wash. St.	11/18/23	27,869	First non-sellout of 2023 season
12	@ Utah	11/25/23	51,595	83rd straight sellout for the Utes
1	NDSU	8/29/24	49,438	First non-home sellout under Coach Prime
2	@ Nebraska	9/7/24	86,906	Nebraska's 398th straight sellout
3	@ Colorado St.	9/14/24	40,099	CSU record and first sellout at new stadium
4	Baylor	9/21/24	52,794	Seventh sold out game in Folsom since 2023.
5	@ UCF	9/28/24	45,702	UCF set record for amount of recruits visiting
6	Kansas State	10/12/24	53,972	Seventh largest crowd in Folsom Field history
7	@ Arizona	10/19/24	50,724	Largest crowd ever against Colorado
8	Cincinnati	10/26/24	53,202	Fourth largest crowd in the Coach Prime era

Buff's Sell Out Of Season Tickets For Second Straight Year

The Colorado Buffaloes officially sold out of season tickets on May 20, selling out for the second straight year, the first time in consecutive seasons since doing so in a seven-year-run from 1990-96. This marks just the tenth time in CU History.

Attendance Rankings

HIGHEST HOME AVERAGE ATTENDANCE

Rk.	Season	Games	Average
1.	2023	6	53,180
2.	1995	6	52,098
3.	1991	6	51,910
4.	1993	6	51,893
5.	1990	6	51,729
6.	1996	6	51,658
7.	1992	6	51,650
8.	1994	6	50,816
9.	1974	5	50,752
10.	2003	6	50,431
11.	2005	6	50,410
12.	2010	6	50,355
13.	2009	6	50,088
14.	1976	6	50,032

HIGHEST HOME TOTAL ATTENDANCE

Rk.	Season	Games	Total
1.	1978	8	383,048
2.	2023	6	319,081
3.	1995	6	312,958
4.	1996	6	312,586
5.	1991	6	311,458
6.	1993	6	311,360
7.	1990	6	310,374
8.	1992	6	309,900
9.	1997	6	309,947
10.	1972	6	307,044
11.	1994	6	304,897
12.	2003	6	302,588
13.	2005	6	302,462
14.	2009	6	300,527
15.	1976	6	300,191

FOLSOM FIELD TOP CROWDS

Rk.	Game	Score	Atten.
1.	Colorado State, 9/3/05	W 31-28	54,972
2.	Colorado State, 9/4/04	W 27-24	54,954
3.	Nebraska, 11/25/05	L 3-30	54,841
4.	Oklahoma, 10/25/03	L 20-34	54,251
5.	Nebraska, 10/28/95	L 21-44	54,063
6.	USC, 9/30/23	L 41-48	54,032
7.	Kansas State, 10/12/24	L 28-31	53,972
8.	Texas, 10/4/08	L 14-38	53,927
9.	Texas A&M, 9/23/95	W 29-21	53,849
10.	Nebraska, 11/23/01	W 62-36	53,790
11.	Michigan, 9/14/96	L 13-20	53,788
20.	Nebraska, 9/9/23	W 36-14	53,241
23.	Stanford, 10/13/23	L 43-46	53,154
24.	Colorado State, 9/16/23	W 43-35	53,141

FOLSOM FIELD TOP CROWDS BY PCT.

Rk.	Game	Score	Pct.
1.	Oklahoma, 1954	L 6-13	125.38
2.	Nebraska, 1954	L 6-20	125.00
3.	Oklahoma, 1952	T 21-21	118.20
4.	Missouri, 1955	L 12-20	115.38
5.	Oklahoma, 1950	L 18-27	113.46
6.	Kansas, 1951	W 35-27	112.95
7.	Arizona, 1955	W 14-0	107.69
8.	USC, 2023	L 41-48	107.67
9.	Kansas State, 2024	L 28-31	107.55
10.	Nebraska, 2023	W 36-14	106.09
11.	Stanford, 2023	L 43-46	105.92
12.	Colorado State, 2023	W 36-14	105.89
13.	Nebraska, 2001	W 62-36	105.59
14.	Nebraska, 2019	W 34-31	105.27
15.	Arizona, 2023	L 31-34	105.19
16.	Oregon State, 2023	L 19-26	105.07

Buffs In The NFL

NFL Buffs

In 2024, the Buffs have 13 players in the NFL, on an active or practice squad roster. Xavier Weaver, Derrick McLendon and Brenden Rice brings the total to 285 players that have made an NFL roster in CU history and those players have played a combined 1,358 seasons. CU has had 279 players drafted, including 25 in the first round, and 33 players in the first 32 picks (what today would be the first round). The Buffs had the most players in the NFL for the 1999 season with 39 and have twice had runs of 30-plus players in the league, first from 1977-81 and again from 1995-99, and have two other seasons in 2002 and '05 with 30-plus players on NFL rosters.

Super Bowl Buffs

A total of 67 former CU players have accumulated 97 Super Bowl appearances and 37 former players have a combined 55 Super Bowl rings. A total of 38 of the 58 Super Bowl games have featured at least one former Buff and the most Buffs in a single Super Bowl came in Super Bowl XXX when six Buffs played for the Pittsburgh Steelers. In 2020, 247Sports put together a list of the 54 Super Bowls to date and compiled a list of the all-time college leaders. At that time, CU ranked tied for 10th with 93 players and tied for 21st in Super Bowl scoring among college teams with 37 points. Cliff Branch (18), Mason Crosby (7), Cullen Bryant (6), Boyd Dowler (6) have scored in Super Bowl games.

NFL Stadiums

CU has played 42 games in 14 different NFL stadiums, and 25 games in six current NFL venues. CU is 15-10 in current NFL stadiums, including 12-5 in Denver, 1-0 in Foxborough, 1-0 in Seattle, 1-2 in Houston, 0-1 in Jacksonville, 0-1 in Kansas City and 0-1 in Santa Clara. CU has also played in former NFL stadiums in San Diego, Irving, Seattle, Houston, Miami, Tempe, Anaheim and Los Angeles. Four times the Buffs have played in two NFL stadiums in the same season, in 2002 (Denver, Houston), 2004 (Kansas City, Houston), 2008 (Denver, Jacksonville) and 2016 (Denver, Santa Clara).

NFL Scouts

Since 2000, a total of 1,414 NFL Scouts and front office personnel have attended Colorado games (home, road and neutral). The record for a single game is 31 scouts from 20 teams against UCLA in 2016, and in week 1 of 2024 the record was tied against North Dakota State with 31 scouts from 18 teams.

In 2024, CU has had 119 scouts and front office personnel from 29 teams in attendance through eight games. A game-by-game look in 2024, Week 1 vs. NDSU (31 scouts, 18 teams), Week 2 at Nebraska (7 scouts, 7 teams), Week 3 at CSU (16 scouts, 11 teams), Week 4 vs. Baylor (7 scouts, 4 teams), Week 5 at UCF (8 scouts, 8 teams), Week 6 vs. Kansas State (19 scouts, 14 teams), Week 7 at Arizona (17 scouts, 12 teams), Week 8 vs. Cincinnati (14 scouts, 9 teams)

In 2023, CU has had 112 scouts from 31 teams (all but Houston) in attendance at its games. Against USC, a total of 26 scouts from 18 teams were in attendance, one of the better attended games in CU history.

1994 Buffs/1995 NFL Draft

All 11 offensive starters from the 1994 CU team played in the NFL, with 10 being drafted, and another six from defense played in the NFL, making 17 of the 22 starters from that team playing in the NFL. The 1995 NFL Draft was a special one for CU, when 10 Buffs were drafted. CU is one of just 14 schools who have had 10 players drafted in a single draft in the seven-round era (1994-present).

CFL & UFL Buffs

Five current Buffs played in the UFL in 2024 after the USFL and XFL combined. Delrick Abrams (Memphis Showboats), Devin Ross (Michigan Panthers), Drew Lewis (and Carson Wells (St. Louis Battlehawks), Robert Barnes (San Antonio Brahams). Mustafa Johnson continues to play in the CFL for the Montreal Alouettes where he has racked up 72 tackles and 11 sacks the last three seasons and helped the Alouettes to a Gray Cup victory in 2023.

Buffs Lead Big 12 In Draft Picks

The Buffs lead the Big 12 in draft picks, with the official number 276 not counting three Buffs drafted in the last two years that started their career's at CU and made it to the NFL after transferring out, Christian Gonzalez and Mekhi Blackmon in 2023 and Brenden Rice in 2024. CU ranks 29th in the FBS, and has 21 more draft picks than Arizona State (255) with Baylor (249) close behind. TCU is fourth in the league with 215 and West Virginia rounds out the top five with 199.

#NFLBuffs BT#

1	NFL Hall of Fame Buff (Cliff Branch)
2	Bo Matthews Draft Position (1974)
10	Straight Seasons At Least One UDFA Buff Made An NFL Roster
10	Players Drafted In 1995 NFL Draft
11	Undergraduate Eligible Players Drafted From 1993-2011
18	UDFA Buffs That Made A Roster Since 2015
25	NFL First Round Picks
33	NFL Top 32 Picks
38	Pro Bowl Selections
40	NFL All-Pro Seasons
55	Super Bowl Rings
70	UDFA's That Made An NFL Roster
97	Super Bowl Appearances
278	Buffs Drafted Into The NFL
283	NFL Buffs
348	Players Drafted or Played in NFL
505	Receiving TDs by NFL Buffs
1,303	Scout Games Since 2000
1,358	Combined NFL Seasons
1,918	Points scored by Mason Crosby
6,578	Points Scored by NFL Buffs
8,685	Receiving Yards By Cliff Branch
14,746	Passing Yards By Kordell Stewart
32,132	Rushing Yards By NFL Buffs
82,090	Receiving Yards By NFL Buffs

ACTIVE BUFFS IN THE NFL

Name, Team	Season
Chidobe Awuzie, Tennessee	8
Mekhi Blackmon, Minnesota	2
Christian Gonzalez, New England	2
Nate Landman, Atlanta	3
Derrick, McLendon, Miami	R
Isaiah Oliver, New York Jets	7
Brenden Rice, LA Chargers	R
Brady Russell, Seattle	2
Laviska Shenault, Seattle	5
Will Sherman, Denver	4
Juwann Winfree, Indianapolis	6
Ahkello Witherspoon, LA Rams	8
Xavier Weaver, Arizona	R

Big-12 Draft Picks (Overall FBS Rank)

1	Colorado (29)	276
2	Arizona State (33)	255
3	Baylor (35)	249
4	TCU (43)	215
5	West Virginia (47)	199
6	Houston (48)	188
7	Arizona (50)	187
8	Utah (52)	177
9	Oklahoma State (57)	172
10	Kansas (57)	172
11	Texas Tech (59)	171
12	BYU (64)	153
13	Kansas State (64)	153
14	Cincinnati (69)	134
15	Iowa State (71)	128
16	Central Florida (115)	50

Game Summaries	25-32
<i>NDSU</i>	<i>26</i>
<i>Nebraska</i>	<i>27</i>
<i>Colorado State</i>	<i>28</i>
<i>Baylor</i>	<i>29</i>
<i>Central Florida</i>	<i>30</i>
<i>Kansas State</i>	<i>31</i>
<i>Arizona</i>	<i>32</i>
<i>Cincinnati</i>	<i>33</i>

COLORADO FOOTBALL



26

GAME 1

North Dakota St. Bison 26, Colorado Buffaloes 31
49,438 🐾 Boulder, Folsom Field 🐾 Aug 29, 2024



31

North Dakota St. 10 10 0 6 — 26
Colorado 14 3 7 7 — 31

NORTH DAKOTA ST. BISON

PASSING	ATT	CP	YDS	SK/YD	TD	LG	INT	RTG
Cam Miller	22	18	277	1/6	1	49	0	133.9
Cole Payton	2	2	15	1/5	0	16	0	97.9
Total	24	20	292	2/11	1	49	0	131.3

RUSHING	ATT	YDS	AVG	LG	TD
Cam Miller	16	81	5.1	20	2
CharMar Brown	9	33	3.7	13	0
Barika Kpeenu	9	32	3.6	14	0
Bryce Lance	1	8	8.0	8	0
Cole Payton	4	5	1.3	7	0
TK Marshall	3	5	1.7	3	0
RaJa Nelson	1	-7	-7.0	0	0
Total	43	157	3.7	20	2

RECEIVING	NO	YDS	AVG	LG	TD
Braylon Henderson	5	72	14.4	27	0
RaJa Nelson	4	45	11.3	17	0
Bryce Lance	3	32	10.7	20	0
Joe Stoffel	3	31	10.3	16	1
Tyler Terhark	2	48	24.0	49	0
TK Marshall	1	48	48.0	48	0
CharMar Brown	1	12	12.0	12	0
Chris Harris	1	4	4.0	4	0
Total	20	292	14.6	49	1

TOP DEFENSE	TOT	SOLO	AST	SCK	YDS	INT
Sam Jung	8	7	1	0.0	0.0	0
Oscar Benson	5	5	0	0.0	0.0	0
Eli Mostaert	5	4	1	0.0	0.0	0

SACKS

Will Mostaert [0.5/3.0], Jaxon Duttonhefer [0.5/3.0]

COLORADO BUFFALOES

PASSING	ATT	CP	YDS	SK/YD	TD	LG	INT	RTG
Shedeur Sanders	34	26	445	1/6	4	69	1	144.9
Total	34	26	445	1/6	4	69	1	144.9

RUSHING	ATT	YDS	AVG	LG	TD
Dallan Hayden	9	20	2.2	6	0
Shedeur Sanders	6	17	2.8	11	0
Charlie Offerdahl	5	15	3.0	5	0
Drelon Miller	2	7	3.5	5	0
Travis Hunter	1	0	0.0	0	0
Total	23	59	2.6	11	0

RECEIVING	NO	YDS	AVG	LG	TD
Jimmy Horn Jr.	7	198	28.3	69	1
Travis Hunter	7	132	18.9	41	3
LaJohntay Wester	5	58	11.6	25	0
Will Sheppard	2	23	11.5	12	0
Charlie Offerdahl	2	13	6.5	7	0
Drelon Miller	2	7	3.5	6	0
Dallan Hayden	1	14	14.0	14	0
Total	26	445	17.1	69	4

TOP DEFENSE	TOT	SOLO	AST	SCK	YDS	INT
Trevor Woods	10	6	4	0.0	0.0	0
Shilo Sanders	9	6	3	0.0	0.0	0
Savion Riley	7	5	2	0.0	0.0	0

SACKS

LaVonta Bentley [1.0/5.0], Chidozie Nwankwo [1.0/6.0]

Team Statistics

	Bison	Buffaloes
First Downs	24	22
3rd-Down Eff. (Made/Att/Pct)	6/13/46%	7/11/64%
4th-Down Eff. (Made/Att/Pct)	1/1/100%	0/1/0%
Total Net Yards	449	504
Total Plays	43	22
Yards Per Play	10.4	22.9
Rushes/Net Yards	43/157	23/59
Net Passing	292	445
Pass Attempts/Completions	26/20	34/26
Had Intercepted	0	1
Sacked/Yards Lost	2/11	1/6
Punts/Average	3/54.0	2/40.0
Penalties/Yards	5/44	3/30
Fumbles/Lost	0/0	0/0
Possession Time	36.73	23.27



10

GAME 2

Colorado Buffaloes 10, Nebraska Huskers 28
86,906 🐾 Lincoln, Memorial Stadium 🐾 Sep 7, 2024



28

Colorado	0	0	3	7	—	10
Nebraska	14	14	0	0	—	28

COLORADO BUFFALOES

PASSING	ATT	CP	YDS	SK/YD	TD	LG	INT	RTG
Shedeur Sanders	38	23	244	5/33	1	30	1	77.1
Ryan Staub	2	0	0	1/8	0	0	0	39.6
Total	40	23	244	6/41	1	30	1	73.3

RUSHING	ATT	YDS	AVG	LG	TD
Dallan Hayden	5	32	6.4	17	0
Isaiah Augustave	2	6	3.0	3	0
Charlie Offerdahl	4	4	1.0	6	0
Ryan Staub	3	4	1.3	9	0
Shedeur Sanders	8	-30	-3.8	3	0
Total	22	16	0.7	17	0

RECEIVING	NO	YDS	AVG	LG	TD
Travis Hunter	10	110	11.0	28	0
LaJohntay Wester	4	20	5.0	14	1
Will Sheppard	3	59	19.7	30	0
Jimmy Horn Jr.	3	26	8.7	11	0
Dallan Hayden	2	27	13.5	21	0
Sav'ell Smalls	1	2	2.0	2	0
Total	23	244	10.6	30	1

TOP DEFENSE	TOT	SOLO	AST	SCK	YDS	INT
Cam'Ron Silmon-Craig	11	11	0	0.0	0.0	0
D.J. McKinney	8	7	1	0.0	0.0	0
Nikhai Hill-Green	7	5	2	0.0	0.0	0

SACKS

No Sacks

NEBRASKA HUSKERS

PASSING	ATT	CP	YDS	SK/YD	TD	LG	INT	RTG
Dylan Raiola	30	23	185	0/0	1	36	0	102.8
Total	30	23	185	0/0	1	36	0	102.8

RUSHING	ATT	YDS	AVG	LG	TD
Dante Dowdell	17	74	4.4	14	2
Rahmir Johnson	9	33	3.7	11	0
Jacory Barney Jr.	2	28	14.0	21	0
Dylan Raiola	3	7	2.3	12	0
Gabe Ervin Jr.	2	6	3.0	5	0
Emmett Johnson	1	3	3.0	3	0
Total	34	151	4.4	21	2

RECEIVING	NO	YDS	AVG	LG	TD
Rahmir Johnson	8	49	6.1	18	1
Jacory Barney Jr.	6	29	4.8	9	0
Isaiah Neyor	4	31	7.8	16	0
Jahmal Banks	2	2	1.0	4	0
Jaylen Lloyd	1	36	36.0	36	0
Nate Boerkircher	1	25	25.0	25	0
Thomas Fidone II	1	13	13.0	13	0
Total	23	185	8.0	36	1

TOP DEFENSE	TOT	SOLO	AST	SCK	YDS	INT
DeShon Singleton	6	5	1	0.0	0.0	0
Tommi Hill	6	4	2	0.0	0.0	1
Mikai Gbaylor	6	3	3	0.0	0.0	0

SACKS

Cameron Lenhardt [0.5/3.0], Nash Hutmacher [1.0/11.0], Jimari Butler [1.0/2.0], Ty Robinson [1.0/9.0], MJ Sherman [1.0/5.0], Princewill Umanmielen [0.5/3.0], Willis McGahee IV [1.0/8.0]

Team Statistics

	Buffaloes	Huskers
First Downs	15	22
3rd-Down Eff. (Made/Att/Pct)	4/14/29%	3/12/25%
4th-Down Eff. (Made/Att/Pct)	1/3/33%	0/0/0%
Total Net Yards	260	334
Total Plays	16	35
Yards Per Play	16.3	9.5
Rushes/Net Yards	22/16	35/149
Net Passing	244	185
Pass Attempts/Completions	40/23	30/23
Had Intercepted	1	0
Sacked/Yards Lost	6/41	0/0
Punts/Average	5/44.0	7/42.0
Penalties/Yards	9/104	12/105
Fumbles/Lost	2/1	0/0
Possession Time	24.65	35.35



28

GAME 3

Colorado Buffaloes 28, Colorado St. Rams 9
40,099 🐾 Fort Collins, Canvas Stadium 🐾 Sep 14, 2024



9

Colorado 0 14 7 7 — 28
Colorado St. 3 0 0 6 — 9

COLORADO BUFFALOES

PASSING	ATT	CP	YDS	SK/YD	TD	LG	INT	RTG
Shedeur Sanders	49	36	310	1/3	4	34	0	116.9
Total	49	36	310	1/3	4	34	0	116.9

RUSHING	ATT	YDS	AVG	LG	TD
Micah Welch	9	65	7.2	25	0
Isaiah Augustave	6	31	5.2	9	0
Charlie Offerdahl	2	16	8.0	12	0
LaVonta Bentley	0	0	0	0	0
B.J. Green II	0	0	0	0	0
Shedeur Sanders	2	-3	-1.5	0	0
Total	19	109	5.7	25	0

RECEIVING	NO	YDS	AVG	LG	TD
Travis Hunter	13	100	7.7	21	2
Will Sheppard	7	61	8.7	22	0
LaJohntay Wester	5	80	16.0	34	2
Jimmy Horn Jr.	4	22	5.5	14	0
Terrell Timmons, Jr.	2	12	6.0	10	0
Micah Welch	2	9	4.5	9	0
Isaiah Augustave	1	14	14.0	14	0
Sav'ell Smalls	1	13	13.0	13	0
Sam Hart	1	2	2.0	2	0
Charlie Offerdahl	1	-1	-1.0	0	0
Total	37	312	8.4	34	4

TOP DEFENSE	TOT	SOLO	AST	SCK	YDS	INT
D.J. McKinney	7	4	3	0.0	0.0	0
Nikhai Hill-Green	6	4	2	0.0	0.0	0
LaVonta Bentley	5	4	1	0.0	0.0	0

SACKS

Dayon Hayes [2.0/10.0]

COLORADO ST. RAMS

PASSING	ATT	CP	YDS	SK/YD	TD	LG	INT	RTG
Brayden Fowler-Nicolosi	39	22	209	2/10	0	23	2	50.1
Total	39	22	209	2/10	0	23	2	50.1

RUSHING	ATT	YDS	AVG	LG	TD
Avery Morrow	3	67	22.3	62	0
Justin Marshall	14	54	3.9	27	1
Brayden Fowler-Nicolosi	11	6	0.5	7	0
Keegan Holles	3	4	1.3	7	0
Total	31	131	4.2	62	1

RECEIVING	NO	YDS	AVG	LG	TD
Jamari Person	7	51	7.3	19	0
Dylan Goffney	4	37	9.3	22	0
Justin Marshall	2	29	14.5	23	0
Caleb Goodie	2	24	12.0	15	0
Tory Horton	2	24	12.0	22	0
Vince Brown II	2	15	7.5	9	0
Armani Winfield	2	13	6.5	8	0
Dane Olson	1	16	16.0	16	0
Total	22	209	9.5	23	0

TOP DEFENSE	TOT	SOLO	AST	SCK	YDS	INT
Jack Howell	12	5	7	0.0	0.0	0
Buom Jock	12	3	9	0.0	0.0	0
Chase Wilson	8	2	6	0.0	0.0	0

SACKS

James Mitchell [1.0/3.0]

Team Statistics

	Buffaloes	Rams
First Downs	23	17
3rd-Down Eff. (Made/Att/Pct)	5/11/45%	4/15/27%
4th-Down Eff. (Made/Att/Pct)	0/1/0%	5/6/83%
Total Net Yards	419	340
Total Plays	18	29
Yards Per Play	23.3	11.7
Rushes/Net Yards	19/109	31/131
Net Passing	310	209
Pass Attempts/Completions	49/36	39/22
Had Intercepted	0	2
Sacked/Yards Lost	1/3	2/10
Punts/Average	4/39.0	4/45.0
Penalties/Yards	12/115	10/94
Fumbles/Lost	1/1	3/2
Possession Time	30.12	29.88



GAME 4

Baylor Bears 31, Colorado Buffaloes 38 (OT)
 52,794 🐾 Boulder, Folsom Field 🐾 Sep 21, 2024



Baylor 3 21 0 7 0 — 31
Colorado 7 10 7 7 7 — 38

BAYLOR BEARS

PASSING	ATT	CP	YDS	SK/YD	TD	LG	INT	RTG
Sawyer Robertson	21	11	148	1/4	2	30	0	106.9
Total	21	11	148	1/4	2	30	0	106.8

RUSHING	ATT	YDS	AVG	LG	TD
Sawyer Robertson	9	82	9.1	45	1
Dominic Richardson	15	47	3.1	8	0
Bryson Washington	10	21	2.1	4	0
Dawson Pendergrass	4	13	3.3	7	0
Richard Reese	2	3	1.5	2	0
Monaray Baldwin	1	0	0.0	0	0
Total	41	166	4.0	45	1

RECEIVING	NO	YDS	AVG	LG	TD
Monaray Baldwin	3	36	12.0	30	1
Hal Presley	2	43	21.5	24	1
Ketron Jackson Jr.	2	30	15.0	22	0
Bryson Washington	2	14	7.0	13	0
Dominic Richardson	1	19	19.0	19	0
Josh Cameron	1	6	6.0	6	0
Total	11	148	13.5	30	2

TOP DEFENSE	TOT	SOLO	AST	SCK	YDS	INT
Matt Jones	10	8	2	1.0	3.0	0
Keaton Thomas	9	7	2	1.0	7.0	0
Steve Linton	5	5	0	2.0	23.0	0

SACKS

Matt Jones [1.0/3.0], Keaton Thomas [1.0/7.0], Steve Linton [2.0/23.0], Carl Williams IV [1.0/6.0], Jackie Marshall [1.0/2.0], Garmon Randolph [1.0/7.0], Kaian Roberts-Day [1.0/4.0]

COLORADO BUFFALOES

PASSING	ATT	CP	YDS	SK/YD	TD	LG	INT	RTG
Shedeur Sanders	41	25	341	8/52	2	58	0	103.8
Total	41	25	341	8/52	2	58	0	103.8

RUSHING	ATT	YDS	AVG	LG	TD
Isaiah Augustave	12	41	3.4	6	0
Shedeur Sanders	19	26	1.4	17	1
Micah Welch	9	22	2.4	12	2
Jimmy Horn Jr.	1	3	3.0	3	0
Total	41	92	2.2	17	3

RECEIVING	NO	YDS	AVG	LG	TD
Travis Hunter	7	130	18.6	46	0
LaJohntay Wester	4	68	17.0	43	1
Jimmy Horn Jr.	4	40	10.0	17	0
Drelon Miller	3	27	9.0	10	0
Omarion Miller	2	71	35.5	58	1
Will Sheppard	1	5	5.0	5	0
Sav'ell Smalls	1	5	5.0	5	0
Sam Hart	1	-1	-1.0	0	0
Micah Welch	1	-1	-1.0	0	0
Isaiah Augustave	1	-3	-3.0	0	0
Total	25	341	13.6	58	2

TOP DEFENSE	TOT	SOLO	AST	SCK	YDS	INT
Cam'Ron Silmon-Craig	14	10	4	0.0	0.0	0
Nikhai Hill-Green	8	5	3	0.0	0.0	0
D.J. McKinney	5	5	0	0.0	0.0	0

SACKS

Shane Cokes [1.0/4.0]

Team Statistics

	Bears	Buffaloes
First Downs	15	24
3rd-Down Eff. (Made/Att/Pct)	7/17/41%	8/18/44%
4th-Down Eff. (Made/Att/Pct)	1/2/50%	1/2/50%
Total Net Yards	314	432
Total Plays	40	34
Yards Per Play	7.9	12.7
Rushes/Net Yards	41/166	42/91
Net Passing	148	341
Pass Attempts/Completions	21/11	41/25
Had Intercepted	0	0
Sacked/Yards Lost	1/4	8/52
Punts/Average	6/49.0	7/46.0
Penalties/Yards	7/69	6/45
Fumbles/Lost	1/1	1/0
Possession Time	24.05	35.95

COLORADO FOOTBALL



48

GAME 5

Colorado Buffaloes 48, UCF Knights 21
45,702 🐾 Orlando, FBC Mortgage Stadium 🐾 Sep 28, 2024



21

Colorado 14 13 14 7 — 48
UCF 7 7 7 0 — 21

COLORADO BUFFALOES

PASSING	ATT	CP	YDS	SK/YD	TD	LG	INT	RTG
Shedeur Sanders	35	28	290	2/13	3	47	1	117.9
Total	35	28	290	2/13	3	47	1	117.9

RUSHING	ATT	YDS	AVG	LG	TD
Isaiah Augustave	4	39	9.8	21	0
Dallan Hayden	11	33	3.0	14	1
Micah Welch	5	26	5.2	15	1
Shedeur Sanders	5	15	3.0	13	0
Charlie Offerdahl	3	11	3.7	4	0
Drelon Miller	1	4	4.0	4	0
D.J. McKinney	0	0	0	0	0
Cam'Ron Silmon-Craig	0	0	0	0	0
Total	29	128	4.4	21	2

RECEIVING	NO	YDS	AVG	LG	TD
Travis Hunter	9	89	9.9	29	1
Jimmy Horn Jr.	5	41	8.2	15	0
Will Sheppard	4	99	24.8	47	1
LaJohntay Wester	3	34	11.3	23	1
Drelon Miller	3	-1	-0.3	6	0
Micah Welch	2	13	6.5	7	0
Sav'ell Smalls	1	11	11.0	11	0
Terrell Timmons, Jr.	1	4	4.0	4	0
Total	28	290	10.4	47	3

TOP DEFENSE	TOT	SOLO	AST	SCK	YDS	INT
Nikhai Hill-Green	9	5	4	1.0	5.0	0
Carter Stoutmire	7	5	2	0.0	0.0	0
Cam'Ron Silmon-Craig	6	6	0	0.0	0.0	0

SACKS

Nikhai Hill-Green [1.0/5.0], Samuel Okunlola [1.0/5.0], Taje McCoy [2.0/7.0], Amari McNeill [1.0/4.0]

UCF KNIGHTS

PASSING	ATT	CP	YDS	SK/YD	TD	LG	INT	RTG
KJ Jefferson	35	20	284	5/21	2	75	2	78.8
Total	35	20	284	5/21	2	75	2	78.8

RUSHING	ATT	YDS	AVG	LG	TD
RJ Harvey	16	77	4.8	13	0
KJ Jefferson	20	76	3.8	23	1
Johnny Richardson	4	11	2.8	9	0
Peny Boone	2	7	3.5	5	0
Xavier Townsend	2	6	3.0	10	0
Total	44	177	4.0	23	1

RECEIVING	NO	YDS	AVG	LG	TD
RJ Harvey	4	92	23.0	75	1
Xavier Townsend	4	50	12.5	22	1
Randy Pittman Jr.	3	18	6.0	9	0
Kobe Hudson	2	39	19.5	23	0
Ja'Varrius Johnson	2	10	5.0	8	0
Johnny Richardson	2	10	5.0	7	0
Trent Whittemore	1	54	54.0	54	0
Peny Boone	1	9	9.0	9	0
Evan Morris	1	2	2.0	2	0
Total	20	284	14.2	75	2

TOP DEFENSE	TOT	SOLO	AST	SCK	YDS	INT
Ethan Barr	8	3	5	0.0	0.0	0
Ladarius Tennison	7	5	2	0.0	0.0	0
Mac McWilliams	6	5	1	0.0	0.0	0

SACKS

Nyjalik Kelly [1.0/6.0], Malachi Lawrence [1.0/7.0]

Team Statistics

	Buffaloes	Knights
First Downs	26	24
3rd-Down Eff. (Made/Att/Pct)	5/11/45%	6/18/33%
4th-Down Eff. (Made/Att/Pct)	0/1/0%	3/5/60%
Total Net Yards	418	461
Total Plays	27	39
Yards Per Play	15.5	11.8
Rushes/Net Yards	29/128	44/177
Net Passing	290	284
Pass Attempts/Completions	35/28	35/20
Had Intercepted	1	2
Sacked/Yards Lost	2/13	5/21
Punts/Average	3/43.0	3/42.0
Penalties/Yards	10/75	7/80
Fumbles/Lost	0/0	2/2
Possession Time	29.95	30.05



31

GAME 6

Kansas St. Wildcats 31, Colorado Buffaloes 28
53,972 🐾 Boulder, Folsom Field 🐾 Oct 12, 2024



28

Kansas St. 7 7 10 7 — 31
Colorado 7 0 7 14 — 28

KANSAS ST. WILDCATS

PASSING	ATT	CP	YDS	SK/YD	TD	LG	INT	RTG
Avery Johnson	23	15	224	4/36	2	50	1	107.9
Ta'Quan Roberson	3	2	14	0/0	0	13	0	77.1
Total	26	17	238	4/36	2	50	1	104.3

RUSHING	ATT	YDS	AVG	LG	TD
DJ Giddens	25	182	7.3	26	0
Dylan Edwards	7	21	3.0	9	1
Jadon Jackson	1	0	0.0	0	0
Avery Johnson	7	-15	-2.1	10	1
Total	40	188	4.7	26	2

RECEIVING	NO	YDS	AVG	LG	TD
Jayce Brown	6	121	20.2	50	2
Dylan Edwards	3	27	9.0	12	0
DJ Giddens	2	38	19.0	34	0
Garrett Oakley	2	17	8.5	12	0
Dante Cephas	2	16	8.0	11	0
Jadon Jackson	1	14	14.0	14	0
Will Swanson	1	5	5.0	5	0
Total	17	238	14.0	50	2

TOP DEFENSE	TOT	SOLO	AST	SCK	YDS	INT
Marques Sigle	7	4	3	0.0	0.0	0
Austin Romaine	5	5	0	0.0	0.0	0
Brendan Mott	5	4	1	2.5	27.0	0

SACKS

Brendan Mott [2.5/27.0], Cody Stufflebean [1.0/18.0], Desmond Purnell [1.0/16.0], Ryan Davis [1.0/7.0], Travis Bates [0.5/6.0]

COLORADO BUFFALOES

PASSING	ATT	CP	YDS	SK/YD	TD	LG	INT	RTG
Shedeur Sanders	40	34	388	6/74	3	51	1	121.7
Total	40	34	388	6/74	3	51	1	121.7

RUSHING	ATT	YDS	AVG	LG	TD
Dallan Hayden	7	11	1.6	3	0
Isaiah Augustave	3	10	3.3	4	1
Shedeur Sanders	9	-50	-5.6	13	0
Total	19	-29	-1.5	13	1

RECEIVING	NO	YDS	AVG	LG	TD
Omarion Miller	8	145	18.1	51	0
Will Sheppard	5	83	16.6	25	1
LaJohntay Wester	5	58	11.6	25	2
Drelon Miller	5	27	5.4	17	0
Travis Hunter	3	26	8.7	14	0
Jimmy Horn Jr.	3	20	6.7	12	0
Dallan Hayden	3	19	6.3	9	0
Terrell Timmons, Jr.	1	6	6.0	6	0
Isaiah Augustave	1	4	4.0	4	0
Total	34	388	11.4	51	3

TOP DEFENSE	TOT	SOLO	AST	SCK	YDS	INT
Nikhai Hill-Green	13	8	5	0.0	0.0	0
D.J. McKinney	10	7	3	0.0	0.0	0
Shilo Sanders	10	7	3	0.0	0.0	0

SACKS

Cam'Ron Silmon-Craig [1.0/8.0], B.J. Green II [2.0/16.0], Taje McCoy [1.0/12.0]

Team Statistics

	Wildcats	Buffaloes
First Downs	22	20
3rd-Down Eff. (Made/Att/Pct)	5/13/38%	4/11/36%
4th-Down Eff. (Made/Att/Pct)	2/3/67%	2/3/67%
Total Net Yards	423	359
Total Plays	39	13
Yards Per Play	10.8	27.6
Rushes/Net Yards	43/185	19/-29
Net Passing	238	388
Pass Attempts/Completions	26/17	40/34
Had Intercepted	1	1
Sacked/Yards Lost	4/36	6/74
Punts/Average	3/40.0	3/48.0
Penalties/Yards	5/19	5/20
Fumbles/Lost	0/0	0/0
Possession Time	35.00	25.00



GAME 7

Colorado Buffaloes 34, Arizona Wildcats 7
50,724 🐾 Tucson, Arizona Stadium 🐾 Oct 19, 2024



Colorado	14	14	3	3	—	34
Arizona	7	0	0	0	—	7

COLORADO BUFFALOES

PASSING	ATT	CP	YDS	SK/YD	TD	LG	INT	RTG
Shedeur Sanders	33	23	250	1/5	2	46	2	86.7
Ryan Staub	1	0	0	0/0	0	0	0	39.6
Total	34	23	250	1/5	2	46	2	84.2

RUSHING	ATT	YDS	AVG	LG	TD
Isaiah Augustave	14	53	3.8	9	1
Charlie Offerdahl	7	53	7.6	39	0
Dallan Hayden	6	35	5.8	27	0
Micah Welch	1	8	8.0	8	0
Shedeur Sanders	7	6	0.9	6	1
Brendan Gant	0	0	0	0	0
Total	35	155	4.4	39	2

RECEIVING	NO	YDS	AVG	LG	TD
LaJohntay Wester	8	127	15.9	46	0
Will Sheppard	4	54	13.5	20	1
Drelon Miller	3	18	6.0	10	1
Travis Hunter	2	17	8.5	14	0
Jimmy Horn Jr.	2	9	4.5	10	0
Sav'ell Smalls	1	10	10.0	10	0
Isaiah Augustave	1	7	7.0	7	0
Dallan Hayden	1	7	7.0	7	0
Jordan Onovughe	1	1	1.0	1	0
Total	23	250	10.9	46	2

TOP DEFENSE	TOT	SOLO	AST	SCK	YDS	INT
Nikhai Hill-Green	8	5	3	1.0	6.0	0
Cam'Ron Silmon-Craig	7	5	2	0.0	0.0	0
Preston Hodge	4	3	1	0.0	0.0	0

SACKS

Nikhai Hill-Green [1.0/6.0], Arden Walker [1.0/8.0], B.J. Green II [1.0/6.0], Samuel Okunlola [2.0/16.0], Keaton Wade [2.0/11.0]

ARIZONA WILDCATS

PASSING	ATT	CP	YDS	SK/YD	TD	LG	INT	RTG
Noah Fifita	26	16	138	7/47	1	18	1	72.3
Total	26	16	138	7/47	1	18	1	72.3

RUSHING	ATT	YDS	AVG	LG	TD
Quali Conley	11	42	3.8	12	0
Kedrick Reescano	7	26	3.7	9	0
Noah Fifita	12	24	2.0	24	0
Kayden Luke	1	11	11.0	11	0
Brandon Johnson	2	8	4.0	4	0
Owen Goss	0	0	0	0	0
Cole Tannenbaum	1	-4	-4.0	0	0
Total	34	107	3.1	24	0

RECEIVING	NO	YDS	AVG	LG	TD
Tetairoa McMillan	5	38	7.6	10	0
Chris Hunter	4	30	7.5	13	1
Quali Conley	3	12	4.0	6	0
Jeremiah Patterson	2	31	15.5	16	0
Sam Olson	2	27	13.5	18	0
Total	16	138	8.6	18	1

TOP DEFENSE	TOT	SOLO	AST	SCK	YDS	INT
Dalton Johnson	11	4	7	0.0	0.0	0
Owen Goss	7	4	3	0.0	0.0	0
Demetrius Freeney	5	4	1	0.0	0.0	0

SACKS

Tre Smith [1.0/5.0]

Team Statistics

	Buffaloes	Wildcats
First Downs	21	16
3rd-Down Eff. (Made/Att/Pct)	9/18/50%	3/11/27%
4th-Down Eff. (Made/Att/Pct)	1/3/33%	0/0/0%
Total Net Yards	398	245
Total Plays	38	27
Yards Per Play	10.5	9.1
Rushes/Net Yards	39/148	34/107
Net Passing	250	138
Pass Attempts/Completions	34/23	26/16
Had Intercepted	2	1
Sacked/Yards Lost	1/5	7/47
Punts/Average	2/49.0	7/40.0
Penalties/Yards	6/70	9/91
Fumbles/Lost	3/1	2/2
Possession Time	30.57	29.43



GAME 8

Cincinnati Bearcats 23, Colorado Buffaloes 34
53,202 🐾 Boulder, Folsom Field 🐾 Oct 26, 2024



Cincinnati 7 7 0 9 — 23
Colorado 14 10 7 3 — 34

CINCINNATI BEARCATS

PASSING	ATT	CP	YDS	SK/YD	TD	LG	INT	RTG
Brendan Sorsby	30	16	180	1/4	2	40	0	93.8
Total	30	16	180	1/4	2	40	0	93.8

RUSHING	ATT	YDS	AVG	LG	TD
Corey Kiner	17	94	5.5	23	0
Brendan Sorsby	9	48	5.3	21	0
Evan Pryor	5	25	5.0	13	1
Barry Jackson Jr.	1	4	4.0	4	0
Total	32	171	5.3	23	1

RECEIVING	NO	YDS	AVG	LG	TD
Tony Johnson	4	54	13.5	22	1
Joe Royer	4	50	12.5	19	1
Corey Kiner	4	8	2.0	6	0
Evan Pryor	1	40	40.0	40	0
Xzavier Henderson	1	11	11.0	11	0
Jamoi Mayes	1	9	9.0	9	0
Francis Sherman	1	8	8.0	8	0
Total	16	180	11.3	40	2

TOP DEFENSE	TOT	SOLO	AST	SCK	YDS	INT
Jake Golday	10	8	2	0.0	0.0	0
Jonathan Thompson	8	8	0	0.0	0.0	0
Derrick Canteen	7	6	1	0.0	0.0	0

SACKS

Jared Bartlett [1.0/10.0]

COLORADO BUFFALOES

PASSING	ATT	CP	YDS	SK/YD	TD	LG	INT	RTG
Shedeur Sanders	30	25	323	1/10	2	47	0	133.8
Total	30	25	323	1/10	2	47	0	133.8

RUSHING	ATT	YDS	AVG	LG	TD
Isaiah Augustave	22	91	4.1	13	1
Dallan Hayden	10	36	3.6	9	0
Shedeur Sanders	5	1	0.2	4	1
Total	37	128	3.5	13	2

RECEIVING	NO	YDS	AVG	LG	TD
Travis Hunter	9	153	17.0	34	2
Jimmy Horn Jr.	5	78	15.6	47	0
LaJohntay Wester	5	56	11.2	28	0
Drelon Miller	2	27	13.5	16	0
Dallan Hayden	2	1	0.5	6	0
Will Sheppard	1	6	6.0	6	0
Isaiah Augustave	1	2	2.0	2	0
Total	25	323	12.9	47	2

TOP DEFENSE	TOT	SOLO	AST	SCK	YDS	INT
Cam'Ron Silmon-Craig	8	6	2	1.0	4.0	0
Shilo Sanders	6	5	1	0.0	0.0	0
Nikhai Hill-Green	6	3	3	0.0	0.0	0

SACKS

Cam'Ron Silmon-Craig [1.0/4.0]

Team Statistics

	Bearcats	Buffaloes
First Downs	22	25
3rd-Down Eff. (Made/Att/Pct)	3/10/30%	7/13/54%
4th-Down Eff. (Made/Att/Pct)	1/3/33%	0/0/0%
Total Net Yards	351	446
Total Plays	31	40
Yards Per Play	11.3	11.2
Rushes/Net Yards	32/171	40/123
Net Passing	180	323
Pass Attempts/Completions	30/16	31/25
Had Intercepted	0	0
Sacked/Yards Lost	1/4	1/10
Punts/Average	3/45.0	3/38.0
Penalties/Yards	9/69	5/68
Fumbles/Lost	2/0	3/0
Possession Time	27.30	32.70

Stat Packet

34-44

<i>Team & Individual Stats</i>	<i>35</i>
<i>Defensive Stats</i>	<i>36-37</i>
<i>Team Highs & Lows (Offense & Defense)</i>	<i>38-39</i>
<i>Game-by-Game Offense & Defense</i>	<i>40-41</i>
<i>Game-by-Game Leaders (Offense & Defense)</i>	<i>42-43</i>

COLORADO BUFFALOES / ALL THROUGH SATURDAY, OCTOBER 26, 2024

WON 6, LOST 2				
08/29	W	31-26	North Dakota St.	49,438
09/07	L	10-28	at Nebraska	86,906
09/14	W	28-9	at Colorado St.	40,099
09/21	W	38-31 (OT)	Baylor	52,794
09/28	W	48-21	at UCF	45,702
10/12	L	28-31	Kansas St.	53,972
10/19	W	34-7	at Arizona	50,724
10/26	W	34-23	Cincinnati	53,202

2024 TEAM STATISTICS			COLORADO	OPP.
FIRST DOWNS			176	162
	Rushing		47	77
	Passing		109	66
	Penalty		20	19
	Third Down-Made/Att		49/107	37/109
	Third Down Efficiency		45.8%	33.9%
	Fourth Down-Made/Att		5/14	13/20
	Fourth Down Efficiency		35.7%	65.0%
TOTAL NET YARDS			3,236	2,917
	Avg. Per Game		404.5	364.6
	Total Plays		208	283
	Avg. Per Play		15.6	10.3
NET YARDS RUSHING			645	1,243
	Avg. Per Game		80.6	155.4
	Total Rushes		233	303
	Avg. Per Rush		2.8	4.1
NET YARDS PASSING			2,591	1,674
	Avg. Per Game		323.9	209.3
	Sacked/Yards Lost		26/204	22/133
	Gross Yards		2,795	1,807
	Attempts/Completions		304/220	233/145
	Pct. of Completion		72.4%	62.2%
	Had Intercepted		6	6
PUNTS/AVERAGE			29/43.9	34/46.1
	Net Punting Average		43.2	44.4
PUNT RETURN/AVG.			15/6.9	11/15.8
KICKOFF RETURN/AVG.			4/29.5	29/23.4
INTERCEPTION RETURN/AVG.			6/25.2	6/5.2
PENALTIES/YARDS			56/527	64/571
FUMBLES/BALL LOST			10/3	10/7
TOUCHDOWNS			32	23
	Rushing		10	10
	Passing		21	11
	Returns		1	2
EXTRA POINTS/ATTEMPTS			32/32	20/20
TWO POINT CONVERSION/ATT.			0/0	0/3
FIELD GOALS/ATTEMPTS			9/12	6/11
AVG. TIME OF POSSESSION			00:00	0:00

SCORE BY PERIODS		Q1	Q2	Q3	Q4	OT	PTS		
TEAM		70	64	55	55	7	251		
OPPONENTS		58	66	17	35	0	176		
SCORING	TD	RU	PA	RT	K-PAT	FG	2PT	S	PTS
A. Mata	0	0	0	0	32/32	9/12	0	0	59
T. Hunter	8	0	8	0	0/0	0/0	0	0	48
L. Wester	7	0	7	0	0/0	0/0	0	0	42
I. Augustave	3	3	0	0	0/0	0/0	0	0	18
S. Sanders	3	3	0	0	0/0	0/0	0	0	18
W. Sheppard	3	0	3	0	0/0	0/0	0	0	18
M. Welch	3	3	0	0	0/0	0/0	0	0	18
C. Silmon-Craig	2	0	0	2	0/0	0/0	0	0	12
D. Hayden	1	1	0	0	0/0	0/0	0	0	6
J. Horn Jr.	1	0	1	0	0/0	0/0	0	0	6
D. Miller	1	0	1	0	0/0	0/0	0	0	6
O. Miller	1	0	1	0	0/0	0/0	0	0	6
J. Feely	0	0	0	0	0/0	0/1	0	0	0
TEAM	33	10	21	2	32/32	9/13	0	0	251
OPPONENTS	23	10	11	2	20/23	6/11	0	0	176

SACKS: B. Green II 3.0, S. Okunlola 3.0, T. McCoy 3.0, N. Hill-Green 2.0, K. Wade 2.0, C. Silmon-Craig 2.0, D. Hayes 2.0, L. Bentley 1.0, A. Walker 1.0, C. Nwankwo 1.0, S. Cokes 1.0, A. McNeill 1.0, **TM** 22.0, **OPP** 26.0 **FUM/LOST:** S. Sanders 4/1, J. Horn Jr. 2/0, R. Staub 1/0, **TM** 7/1, **OPP** 10/6

* PASSING		ATT	CMP	YDS	CMP%	YDS/ATT	TD	TD%	INT	INT%	LONG	SACK	LOST	RATING
S. Sanders		300	220	2,591	73.3	8.6	21	7.0	6	2.0	69	25	196	114.2
R. Staub		3	0	0	0.0	0.0	0	0.0	0	0.0	0	1	8	39.6
TEAM		303	220	2,591	72.6	8.6	21	6.9	69	22.8	69	26	204	81.7
OPPONENTS		231	145	1,674	62.8	7.2	11	4.8	77	33.3	77	22	133	60.9

RUSHING		NO.	YDS	AVG	LONG	TD			
I. Augustave		63	271	4.3	21	3			
D. Hayden		48	167	3.5	27	1			
M. Welch		24	121	5.0	25	3			
C. Offerdahl		21	99	4.7	39	0			
D. Miller		3	11	3.7	5	0			
R. Staub		3	4	1.3	9	0			
J. Horn Jr.		1	3	3.0	3	0			
T. Hunter		1	0	0.0	0	0			
S. Sanders		61	-18	-0.3	17	3			
TEAM		225	658	2.9	39	10			
OPPONENTS		299	1,248	4.2	62	10			
* RECEIVING		NO.	YDS	AVG	LONG	TD			
T. Hunter		60	757	12.6	46	8			
L. Wester		39	501	12.8	46	7			
J. Horn Jr.		33	434	13.2	69	1			
W. Sheppard		27	390	14.4	47	3			
D. Miller		18	105	5.8	17	1			
O. Miller		10	216	21.6	58	1			
D. Hayden		9	68	7.6	21	0			
I. Augustave		5	24	4.8	14	0			
S. Smalls		5	41	8.2	13	0			
M. Welch		5	21	4.2	9	0			
T. Timmons, Jr.		4	22	5.5	10	0			
C. Offerdahl		3	12	4.0	7	0			
S. Hart		2	1	0.5	2	0			
J. Onovughe		1	1	1.0	1	0			
TEAM		221	2,593	11.7	69	21			
OPPONENTS		145	1,674	11.5	75	11			
* INTERCEPTIONS		NO.	YDS	AVG	LONG	TD			
C. Hood		2	105	52.5	59	0			
T. Hunter		2	38	19.0	38	0			
P. Hodge		2	8	4.0	8	0			
TEAM		6	151	25.2	59	0			
OPPONENTS		6	31	5.2	24	1			
* FUMBLES		FUM	LST	FF	REC	TD			
S. Sanders		4	1	0	0	0			
D. McKinney		0	0	1	1	0			
L. Bentley		0	0	1	2	0			
C. Silmon-Craig		0	0	0	1	1			
J. Horn Jr.		2	0	0	0	0			
B. Gant		0	0	0	1	0			
B. Green II		0	0	1	1	0			
R. Staub		1	0	0	0	0			
TEAM		7	1	3	6	1			
OPPONENTS		10	6	0	0	0			
* PUNTING		NO.	YDS	AVG	NET	TB	IN	LG	B
M. Vassett		29	1,274	43.9	43.2	1	14	58	0
TEAM		29	1,274	43.9	43.2	1	14	58	0
OPPONENTS		34	1,568	46.1	44.4	3	13	62	0
* PUNT RETURNS		RET	FC	YDS	AVG	LONG	TD		
J. Horn Jr.		7	0	72	10.3	27	0		
L. Wester		8	0	32	4.0	14	0		
M. Vassett		0	9	0	0.0	0	0		
TEAM		15	9	104	6.9	27	0		
OPPONENTS		11	9	174	15.8	54	0		
* KICKOFF RETURNS		NO.	YDS	AVG	LONG	TD			
J. Horn Jr.		4	118	29.5	61	0			
TEAM		4	118	29.5	61	0			
OPPONENTS		29	680	23.4	100	1			
* FIELD GOALS		1-19	20-29	30-39	40-49	50+			
J. Feely		0/0	0/0	0/0	0/0	0/1			
A. Mata		0/0	4/5	2/2	3/4	0/0			
A. Stoyanovich		0/0	0/0	0/0	0/0	0/0			
D. Gerlach		0/0	0/0	0/0	0/0	0/0			
C. Palazzo		0/0	0/0	0/0	0/0	0/0			
TEAM		0/0	4/5	2/2	3/4	0/1			
OPPONENTS		0/0	1/1	4/5	1/2	0/3			

2-Pt Conv: TM 0-0, OPP 0-3

COLORADO FOOTBALL

2024 ALL COLORADO BUFFALOES DEFENSIVE STATS

POS.	#	PLAYER	UT	AT	TOT	TFL/YDS.	SACKS/YDS.	QBH	FR	FF	INT./YDS.	PBU
S	7	Cam'Ron Silmon-Craig	48	13	61	6/26	2.0/12	5	1	0	0/0	3
LB	41	Nikhai Hill-Green	36	23	59	8/21	2.0/11	1	0	0	0/0	3
CB	8	D.J. McKinney	34	14	48	2/4	0.0/0	0	1	1	0/0	6
S	21	Shilo Sanders	23	8	31	1/1	0.0/0	0	0	0	0/0	1
LB	20	LaVonta Bentley	20	9	29	2/6	1.0/5	2	2	1	0/0	0
DB	24	Preston Hodge	15	11	26	1/2	0.0/0	0	0	0	2/8	6
S	23	Carter Stoutmire	19	6	25	0/0	0.0/0	1	0	0	0/0	2
CB/WR	12	Travis Hunter	14	7	21	1/2	0.0/0	0	0	1	2/38	7
DL	93	Samuel Okunlola	14	7	21	6/27	3.0/21	1	0	0	0/0	0
DE	53	Arden Walker	12	5	17	2/9	1.0/8	2	0	0	0/0	0
DL	99	Shane Cokes	9	8	17	3/8	1.0/4	1	0	1	0/0	0
DE	50	Dayon Hayes	10	6	16	4/14	2.0/10	1	0	0	0/0	0
CB	3	Colton Hood	12	3	15	1/1	0.0/0	0	0	0	2/105	2
DL	35	B.J. Green II	8	7	15	7/35	3.0/22	3	1	1	0/0	0
LB	43	Trevor Woods	9	5	14	1/1	0.0/0	0	0	0	0/0	0
DT	97	Chidozie Nwankwo	7	4	11	2/7	1.0/6	0	0	0	0/0	0
S	9	Savion Riley	8	2	10	1/2	0.0/0	0	0	0	0/0	0
DL	88	Amari McNeill	6	3	9	2/6	1.0/4	1	0	0	0/0	0
DT	95	Tawfiq Thomas	5	4	9	1/1	0.0/0	0	0	0	0/0	0
DE	40	Taje McCoy	7	1	8	3/19	3.0/19	1	0	0	0/0	0
S	28	Ben Finneseth	6	1	7	0/0	0.0/0	0	0	0	0/0	0
LB	25	Jaylen Wester	5	2	7	0/0	0.0/0	0	0	1	0/0	1
S	5	RJ Johnson	4	2	6	0/0	0.0/0	0	0	0	0/0	0
DT	92	Anquin Barnes Jr.	3	3	6	1/1	0.0/0	0	0	0	0/0	0
LB	42	Jeremiah Brown	3	3	6	0/0	0.0/0	1	0	0	0/0	0
OLB	27	Keaton Wade	4	0	4	2/11	2.0/11	1	0	0	0/0	0
DT	47	Rayyan Buell	3	0	3	0/0	0.0/0	1	0	0	0/0	0
LB	38	Brendan Gant	3	0	3	0/0	0.0/0	0	1	0	0/0	0
WR	23	Isaiah Hardge	3	0	3	0/0	0.0/0	0	0	0	0/0	0
S	6	Herman Smith	2	1	3	0/0	0.0/0	0	0	0	0/0	0
CB	29	Ivan Yates	2	1	3	0/0	0.0/0	0	0	0	0/0	0
RB	44	Charlie Offerdahl	1	1	2	0/0	0.0/0	0	0	0	0/0	0
S	36	Nathaniel Watson	0	2	2	0/0	0.0/0	0	0	0	0/0	0
DT	90	Taurean Carter II	1	0	1	0/0	0.0/0	0	0	0	0/0	0
PK/P/K	17	Jace Feely	1	0	1	0/0	0.0/0	0	0	0	0/0	0
RB	26	Brandon Hood	1	0	1	0/0	0.0/0	0	0	0	0/0	0
CB	30	Braden Keith	1	0	1	0/0	0.0/0	0	0	0	0/0	0
DT	96	Chijoke Nwankwo	1	0	1	0/0	0.0/0	0	0	0	0/0	0
WR	80	Jordan Onovughe	1	0	1	0/0	0.0/0	0	0	0	0/0	0
LB	54	Bo Simmons-Lapenna	1	0	1	0/0	0.0/0	0	0	0	0/0	0
WR	10	LaJohntay Wester	1	0	1	0/0	0.0/0	0	0	0	0/0	0
DE	91	Brandon Davis-Swain	0	1	1	0/0	0.0/0	0	0	0	0/0	0
K	98	Cristiano Palazzo	0	1	1	0/0	0.0/0	0	0	0	0/0	0
CB	34	Nehmier Robinson	0	0	0	0/0	0.0/0	0	0	0	0/0	1
Colorado Totals			363	164	527	57/204	22.0/133.0	22	6	6	6/151	32
Opponent Totals			316	186	502	55/268	26.0/204.0	22	3	5	6/31	26

AT=Assist, TFL=Tackle for a Loss, Int.=Interception, FR=Fumble Recovery, FF=Forced Fumble, PBU=Pass Defense

DEFENSIVE STATS BY RANK

SACKS		INTERCEPTIONS		TACKLES FOR LOSS		PASSES DEFENSED		QBH	
PLAYER	NO.	PLAYER	NO.	PLAYER	NO.	PLAYER	NO.	PLAYER	NO.
B. Green II	3.0	P. Hodge	2	N. Hill-Green	8	T. Hunter	7	C. Silmon-Craig	5
T. McCoy	3.0	C. Hood	2	B. Green II	7	P. Hodge	6	B. Green II	3
S. Okunlola	3.0	T. Hunter	2	S. Okunlola	6	D. McKinney	6	L. Bentley	2
D. Hayes	2.0			C. Silmon-Craig	6	N. Hill-Green	3	A. Walker	2
N. Hill-Green	2.0			D. Hayes	4	C. Silmon-Craig	3	J. Brown	1
C. Silmon-Craig	2.0			S. Cokes	3	C. Hood	2	R. Buell	1
K. Wade	2.0			T. McCoy	3	C. Stoutmire	2	S. Cokes	1
L. Bentley	1.0			L. Bentley	2	N. Robinson	1	D. Hayes	1
S. Cokes	1.0			D. McKinney	2	S. Sanders	1	N. Hill-Green	1
A. McNeill	1.0			A. McNeill	2	J. Wester	1	T. McCoy	1
C. Nwankwo	1.0			C. Nwankwo	2			A. McNeill	1
A. Walker	1.0			K. Wade	2			S. Okunlola	1
				A. Walker	2			C. Stoutmire	1
				A. Barnes Jr.	1			K. Wade	1
				P. Hodge	1				
				C. Hood	1				
				T. Hunter	1				
				S. Riley	1				
				S. Sanders	1				
				T. Thomas	1				
				T. Woods	1				

COLORADO FOOTBALL

2024 ALL COLORADO BUFFALOES OFFENSIVE HIGHS AND LOWS							
HIGH	DATE	OPPONENT	CATEGORY	OPPONENT	DATE	LOW	
48	9/28	at UCF	Points	at Nebraska	9/7	10	
14	8/29	vs. North Dakota St.	Points in a Quarter	at Nebraska	9/7	0	
				at Colorado St.	9/14		
				vs. Kansas St.	10/12		
28	10/19	at Arizona	Points in a Half	at Nebraska	9/7	0	
6	9/28	at UCF	Total Touchdowns	at Nebraska	9/7	1	
40	10/26	vs. Cincinnati	Total Plays	vs. Kansas St.	10/12	13	
504	8/29	vs. North Dakota St.	Total Net Yards	at Nebraska	9/7	260	
26	9/28	at UCF	Total First Downs	at Nebraska	9/7	15	
10	9/28	at UCF	First Downs Rushing	at Nebraska	9/7	3	
				vs. Kansas St.	10/12		
16	8/29	vs. North Dakota St.	First Downs Passing	at Nebraska	9/7	11	
4	9/14	at Colorado St.	First Down Penalties	vs. North Dakota St.	8/29	1	
				at Nebraska	9/7		
				vs. Kansas St.	10/12		
8.84	8/29	vs. North Dakota St.	Average Yards Per Play	at Nebraska	9/7	4.19	
148	10/19	at Arizona	Total Net Yards Rushing	vs. Kansas St.	10/12	-29	
42	9/21	vs. Baylor	Rushing Attempts	at Colorado St.	9/14	19	
				vs. Kansas St.	10/12		
5	9/14	at Colorado St.	Rushing Average Yards	vs. Kansas St.	10/12	-1	
3	9/21	vs. Baylor	Rushing Touchdowns	vs. North Dakota St.	8/29	0	
				at Nebraska	9/7		
				at Colorado St.	9/14		
445	8/29	vs. North Dakota St.	Total Net Yards Passing	at Nebraska	9/7	244	
49	9/14	at Colorado St.	Passing Attempts	vs. Cincinnati	10/26	31	
36	9/14	at Colorado St.	Passing Completions	at Nebraska	9/7	23	
				at Arizona	10/19		
4	8/29	vs. North Dakota St.	Passing Touchdowns	at Nebraska	9/7	1	
13	8/29	vs. North Dakota St.	Passing Yards Average	at Nebraska	9/7	6	
				at Colorado St.	9/14		
2	10/19	at Arizona	Passes Thrown for Interception	at Colorado St.	9/14	0	
				vs. Baylor	9/21		
				vs. Cincinnati	10/26		
8	9/21	vs. Baylor	Times Sacked	vs. North Dakota St.	8/29	1	
				at Colorado St.	9/14		
				at Arizona	10/19		
				vs. Cincinnati	10/26		
8	9/21	vs. Baylor	QB Sacks	vs. North Dakota St.	8/29	1	
				at Colorado St.	9/14		
				at Arizona	10/19		
				vs. Cincinnati	10/26		
74	10/12	vs. Kansas St.	Sack Yards Lost	at Colorado St.	9/14	3	
7	9/21	vs. Baylor	Total Punts	vs. North Dakota St.	8/29	2	
				at Arizona	10/19		
327	9/21	vs. Baylor	Total Punt Yards	vs. North Dakota St.	8/29	80	
49	10/19	at Arizona	Punt Gross Average Yards	vs. Cincinnati	10/26	38	
48	10/19	at Arizona	Punt Net Average Yards	vs. Baylor	9/21	30	
4	9/21	vs. Baylor	Punt Returns	vs. North Dakota St.	8/29	0	
				vs. Kansas St.	10/12		
34	10/19	at Arizona	Punt Return Yards	vs. North Dakota St.	8/29	0	
				vs. Kansas St.	10/12		
27.0	9/28	at UCF	Punt Return Yards Average	vs. North Dakota St.	8/29	0.0	
				vs. Kansas St.	10/12		
7	10/19	at Arizona	Kickoff Returns	vs. North Dakota St.	8/29	2	
99	9/7	at Nebraska	Kickoff Return Yards	vs. North Dakota St.	8/29	0	
				at Colorado St.	9/14		
				vs. Baylor	9/21		
				at UCF	9/28		
				vs. Kansas St.	10/12		
				at Arizona	10/19		
12	9/14	at Colorado St.	Total Penalties	vs. North Dakota St.	8/29	3	
115	9/14	at Colorado St.	Penalty Yards	vs. Kansas St.	10/12	20	
3	10/19	at Arizona	Total Fumbles	vs. North Dakota St.	8/29	0	
				at UCF	9/28		
				vs. Kansas St.	10/12		
1	9/7	at Nebraska	Fumbles Lost	vs. North Dakota St.	8/29	0	
				vs. Baylor	9/21		
				at UCF	9/28		
				vs. Kansas St.	10/12		
				vs. Cincinnati	10/26		
35.95	9/21	vs. Baylor	Time of Possession	vs. North Dakota St.	8/29	23.266	
3	10/19	at Arizona	Turnovers	vs. Baylor	9/21	0	
				vs. Cincinnati	10/26		
86,906	9/7	at Nebraska	Attendance	at Colorado St.	9/14	40,099	

COLORADO FOOTBALL

2024 ALL COLORADO BUFFALOES DEFENSIVE HIGHS AND LOWS						
HIGH	DATE	OPPONENT	CATEGORY	OPPONENT	DATE	LOW
31	9/21	vs. Baylor	Points	at Arizona	10/19	7
21	9/21	vs. Baylor	Points in a Quarter	vs. North Dakota St.	8/29	0
				at Nebraska	9/7	
				at Colorado St.	9/14	
				vs. Baylor	9/21	
				at UCF	9/28	
				at Arizona	10/19	
				vs. Cincinnati	10/26	
28	9/7	at Nebraska	Points in a Half	at Nebraska	9/7	0
				at Arizona	10/19	
4	9/7	at Nebraska	Total Touchdowns	at Colorado St.	9/14	1
				at Arizona	10/19	
43	8/29	vs. North Dakota St.	Total Plays	at Arizona	10/19	27
461	9/28	at UCF	Total Net Yards	at Arizona	10/19	245
24	8/29	vs. North Dakota St.	Total First Downs	vs. Baylor	9/21	15
14	10/12	vs. Kansas St.	First Downs Rushing	at Colorado St.	9/14	4
12	8/29	vs. North Dakota St.	First Downs Passing	vs. Baylor	9/21	6
				at Arizona	10/19	
5	9/7	at Nebraska	First Down Penalties	vs. Baylor	9/21	0
				vs. Kansas St.	10/12	
6.51	8/29	vs. North Dakota St.	Average Yards Per Play	at Arizona	10/19	4.08
185	10/12	vs. Kansas St.	Total Net Yards Rushing	at Arizona	10/19	107
44	9/28	at UCF	Rushing Attempts	at Colorado St.	9/14	31
5	10/26	vs. Cincinnati	Rushing Average Yards	vs. North Dakota St.	8/29	3
				at Arizona	10/19	
2	8/29	vs. North Dakota St.	Rushing Touchdowns	at Arizona	10/19	0
292	8/29	vs. North Dakota St.	Total Net Yards Passing	at Arizona	10/19	138
39	9/14	at Colorado St.	Passing Attempts	vs. Baylor	9/21	21
23	9/7	at Nebraska	Passing Completions	vs. Baylor	9/21	11
2	9/21	vs. Baylor	Passing Touchdowns	at Colorado St.	9/14	0
11	8/29	vs. North Dakota St.	Passing Yards Average	at Colorado St.	9/14	5
				at Arizona	10/19	
2	9/14	at Colorado St.	Passes Thrown for Interception	vs. North Dakota St.	8/29	0
				at Nebraska	9/7	
				vs. Baylor	9/21	
				vs. Cincinnati	10/26	
7	10/19	at Arizona	Times Sacked	at Nebraska	9/7	0
7	10/19	at Arizona	QB Sacks	at Nebraska	9/7	0
47	10/19	at Arizona	Sack Yards Lost	at Nebraska	9/7	0
7	9/7	at Nebraska	Total Punts	vs. North Dakota St.	8/29	3
				at UCF	9/28	
				vs. Kansas St.	10/12	
				vs. Cincinnati	10/26	
296	9/21	vs. Baylor	Total Punt Yards	vs. Kansas St.	10/12	122
54	8/29	vs. North Dakota St.	Punt Gross Average Yards	vs. Kansas St.	10/12	40
				at Arizona	10/19	
47	8/29	vs. North Dakota St.	Punt Net Average Yards	at UCF	9/28	33
3	9/21	vs. Baylor	Punt Returns	vs. North Dakota St.	8/29	0
				vs. Cincinnati	10/26	
91	9/21	vs. Baylor	Punt Return Yards	vs. North Dakota St.	8/29	0
				vs. Cincinnati	10/26	
30.3	9/21	vs. Baylor	Punt Return Yards Average	vs. North Dakota St.	8/29	0.0
				vs. Cincinnati	10/26	
2	9/7	at Nebraska	Kickoff Returns	vs. North Dakota St.	8/29	0
				at Colorado St.	9/14	
				vs. Baylor	9/21	
				at UCF	9/28	
				vs. Kansas St.	10/12	
				at Arizona	10/19	
166	10/19	at Arizona	Kickoff Return Yards	at Nebraska	9/7	35
12	9/7	at Nebraska	Total Penalties	vs. North Dakota St.	8/29	5
				vs. Kansas St.	10/12	
105	9/7	at Nebraska	Penalty Yards	vs. Kansas St.	10/12	19
3	9/14	at Colorado St.	Total Fumbles	vs. North Dakota St.	8/29	0
				at Nebraska	9/7	
				vs. Kansas St.	10/12	
2	9/14	at Colorado St.	Fumbles Lost	vs. North Dakota St.	8/29	0
				at Nebraska	9/7	
				vs. Kansas St.	10/12	
				vs. Cincinnati	10/26	
36.733	8/29	vs. North Dakota St.	Time of Possession	vs. Baylor	9/21	24.049
4	9/14	at Colorado St.	Turnovers	vs. North Dakota St.	8/29	0
				at Nebraska	9/7	
				vs. Cincinnati	10/26	
86,906	9/7	at Nebraska	Attendance	at Colorado St.	9/14	40,099

COLORADO FOOTBALL

2024 ALL COLORADO GAME-BY-GAME OFFENSE

	08/29	09/07	09/14	09/21	09/28	10/12	10/19	10/26	
	Nor	@ Neb	@ Col	Bay	@ UCF	Kan	@ Ari	Cin	Totals
FIRST DOWNS									
Total	22	15	23	24	26	20	21	25	176
Rushing	5	3	4	8	10	3	6	8	47
Passing	16	11	15	12	13	16	12	14	109
Penalty	1	1	4	4	3	1	3	3	20
THIRD DOWNS									
Attempts	11	14	11	18	11	11	18	13	107
Converted	7	4	5	8	5	4	9	7	49
Percentage	63.6%	28.6%	45.5%	44.4%	45.5%	36.4%	50.0%	53.8%	45.8%
FOURTH DOWNS									
Attempts	1	3	1	2	1	3	3	0	14
Converted	0	1	0	1	0	2	1	0	5
Percentage	0.0%	33.3%	0.0%	50.0%	0.0%	66.7%	33.3%	0	35.7%
TOT. OFFENSE									
Net Yards	504	260	419	432	418	359	398	446	3,236
Plays	22	16	18	34	27	13	38	40	208
Avg./Play	22.9	16.3	23.3	12.7	15.5	27.6	10.5	11.2	15.6
RUSHING									
Net Yards	59	16	109	91	128	-29	148	123	645
Rush. Att.	23	22	19	42	29	19	39	40	233
Avg./Att.	2.0	0.0	5.0	2.0	4.0	-1.0	3.0	3.0	2.8
PASSING									
Net Yards	445	244	310	341	290	388	250	323	2,591
Attempts	34	40	49	41	35	40	34	31	304
Completions	26	23	36	25	28	34	23	25	220
Intercepted	1	1	0	0	1	1	2	0	6
Gross Yards	451	285	313	393	303	462	255	333	2,795
Sacked	1.0	6.0	1.0	8.0	2.0	6.0	1.0	1.0	26.0
Yards Lost	6	41	3	52	13	74	5	10	204
ADVANCES									
Rushes	23	22	19	42	29	19	39	40	233
Completions	26	23	36	25	28	34	23	25	220
Totals	49	45	55	67	57	53	62	65	453
Total Drives	28	32	30	38	38	30	34	31	261
PENALTIES									
Number	3	9	12	6	10	5	6	5	56
Yards	30	104	115	45	75	20	70	68	527
FUMBLES									
Number	0	2	1	1	0	0	3	3	10
Lost	0	1	1	0	0	0	1	0	3
PUNTING									
Yards	80	220	159	327	131	144	99	114	1,274
Punts	2	5	4	7	3	3	2	3	29
Net Avg.	40.0	42.0	36.0	30.0	35.0	41.0	48.0	38.0	37.2
Gross Avg.	40.0	44.0	39.0	46.0	43.0	48.0	49.0	38.0	43.9
SCORING									
Points	31	10	28	38	48	28	34	34	251
Q1	14	0	0	7	14	7	14	14	70
Q2	3	0	14	10	13	0	14	10	64
Q3	7	3	7	7	14	7	3	7	55
Q4	7	7	7	7	7	14	3	3	55
OT	0	0	0	7	0	0	0	0	7
TD Rushing	0	0	0	3	2	1	2	2	10
TD Passing	4	1	4	2	3	3	2	2	21
TD KO Returns	0	0	0	0	0	0	0	0	0
TD Punt Returns	0	0	0	0	0	0	0	0	0
TD Def. Returns	0	1	0	0	0	0	0	0	1
FG Attempts	1	3	1	1	2	0	2	2	12
FG Made	1	1	0	1	2	0	2	2	9
Safety	0	0	0	0	0	0	0	0	0
2-Pt Attempts	0	0	0	0	0	0	0	0	0
2-Pt Made	0	0	0	0	0	0	0	0	0
Time of Possession	23:15	24:39	30:06	35:57	29:57	24:59	30:33	32:42	232.2

COLORADO FOOTBALL

2024 ALL COLORADO GAME-BY-GAME DEFENSE

	08/29	09/07	09/14	09/21	09/28	10/12	10/19	10/26	
	Nor	@ Neb	@ Col	Bay	@ UCF	Kan	@ Ari	Cin	Totals
FIRST DOWNS									
Total	24	22	17	15	24	22	16	22	162
Rushing	10	10	4	9	12	14	7	11	77
Passing	12	7	9	6	10	8	6	8	66
Penalty	2	5	4	0	2	0	3	3	19
THIRD DOWNS									
Attempts	13	12	15	17	18	13	11	10	109
Converted	6	3	4	7	6	5	3	3	37
Percentage	46.2%	25.0%	26.7%	41.2%	33.3%	38.5%	27.3%	30.0%	33.9%
FOURTH DOWNS									
Attempts	1	0	6	2	5	3	0	3	20
Converted	1	0	5	1	3	2	0	1	13
Percentage	100.0%	0	83.3%	50.0%	60.0%	66.7%	0	33.3%	65.0%
TOT. OFFENSE									
Net Yards	449	334	340	314	461	423	245	351	2,917
Plays	43	35	29	40	39	39	27	31	283
Avg./Play	10.4	9.5	11.7	7.9	11.8	10.8	9.1	11.3	10.3
RUSHING									
Net Yards	157	149	131	166	177	185	107	171	1,243
Rush. Att.	43	35	31	41	44	43	34	32	303
Avg./Att.	3.0	4.0	4.0	4.0	4.0	4.0	3.0	5.0	4.1
PASSING									
Net Yards	292	185	209	148	284	238	138	180	1,674
Attempts	26	30	39	21	35	26	26	30	233
Completions	20	23	22	11	20	17	16	16	145
Intercepted	0	0	2	0	2	1	1	0	6
Gross Yards	303	185	219	152	305	274	185	184	1,807
Sacked	2.0	0.0	2.0	1.0	5.0	4.0	7.0	1.0	22.0
Yards Lost	11	0	10	4	21	36	47	4	133
ADVANCES									
Rushes	43	35	31	41	44	43	34	32	303
Completions	20	23	22	11	20	17	16	16	145
Totals	63	58	53	52	64	60	50	48	448
Total Drives	29	33	31	39	37	31	35	30	265
PENALTIES									
Number	5	12	10	7	7	5	9	9	64
Yards	44	105	94	69	80	19	91	69	571
FUMBLES									
Number	0	0	3	1	2	0	2	2	10
Lost	0	0	2	1	2	0	2	0	7
PUNTING									
Yards	162	295	183	296	127	122	280	135	1,600
Punts	3	7	4	6	3	3	7	3	36
Net Avg.	47.0	37.0	37.0	44.0	33.0	40.0	35.0	38.0	39.9
Gross Avg.	54.0	42.0	45.0	49.0	42.0	40.0	40.0	45.0	44.4
SCORING									
Points	26	28	9	31	21	31	7	23	176
Q1	10	14	3	3	7	7	7	7	58
Q2	10	14	0	21	7	7	0	7	66
Q3	0	0	0	0	7	10	0	0	17
Q4	6	0	6	7	0	7	0	9	35
OT	0	0	0	0	0	0	0	0	0
TD Rushing	2	2	1	1	1	2	0	1	10
TD Passing	1	1	0	2	2	2	1	2	11
TD KO Returns	0	0	0	1	0	0	0	0	1
TD Punt Returns	0	0	0	0	0	0	0	0	0
TD Def. Returns	0	0	0	0	1	0	0	0	1
FG Attempts	2	1	2	2	1	1	1	1	11
FG Made	2	0	1	1	0	1	0	1	6
Safety	0	0	0	0	0	0	0	0	0
2-Pt Attempts	1	0	1	0	0	0	0	1	3
2-Pt Made	0	0	0	0	0	0	0	0	0
Time of Possession	36:43	35:21	29:52	24:02	30:02	35:00	29:25	27:18	247.8

COLORADO FOOTBALL

2024 ALL COLORADO BUFFALOES GAME-BY-GAME LEADERS

		SCORING		PASSING YARDS		RUSHING YARDS		RECEPTIONS		RECEIVING YARDS	
DATE	OPPONENT	PLAYER	NO.	PLAYER	NO.	PLAYER	NO.	PLAYER	NO.	PLAYER	NO.
08/29	North Dakota St.	T. Hunter	18	S. Sanders	445	D. Hayden	20	J. Horn Jr. T. Hunter	7	J. Horn Jr.	198
09/07	at Nebraska	L. Wester	6	S. Sanders	244	D. Hayden	32	T. Hunter	10	T. Hunter	110
09/14	at Colorado St.	L. Wester T. Hunter	12	S. Sanders	310	M. Welch	65	T. Hunter	13	T. Hunter	100
09/21	Baylor	M. Welch	12	S. Sanders	341	I. Augustave	41	T. Hunter	7	T. Hunter	130
09/28	at UCF	A. Mata	12	S. Sanders	290	I. Augustave	39	T. Hunter	9	W. Sheppard	99
10/12	Kansas St.	L. Wester	12	S. Sanders	388	D. Hayden	11	O. Miller	8	O. Miller	145
10/19	at Arizona	A. Mata	10	S. Sanders	250	I. Augustave C. Offerdahl	53	L. Wester	8	L. Wester	127
10/26	Cincinnati	T. Hunter	12	S. Sanders	323	I. Augustave	91	T. Hunter	9	T. Hunter	153
11/09		--	--	--	--	--	--	--	--	--	--
11/16		--	--	--	--	--	--	--	--	--	--
11/22		--	--	--	--	--	--	--	--	--	--
11/29		--	--	--	--	--	--	--	--	--	--
Most Times Led (including ties)		T. Hunter L. Wester	3	S. Sanders	8	I. Augustave	4	T. Hunter	6	T. Hunter	4

COLORADO FOOTBALL

2024 ALL COLORADO BUFFALOES GAME-BY-GAME LEADERS

		TACKLES		SACKS		INTERCEPTIONS		FORCED FUMBLES		RECOVERED FUMBLES	
DATE	OPPONENT	PLAYER	NO.	PLAYER	NO.	PLAYER	NO.	PLAYER	NO.	PLAYER	NO.
08/29	North Dakota St.	T. Woods	10	L. Bentley C. Nwankwo	1.0	--	--	--	--	--	--
09/07	at Nebraska	C. Silmon-Craig	11	--	--	--	--	--	--	--	--
09/14	at Colorado St.	D. McKinney	7	D. Hayes	2.0	P. Hodge T. Hunter	1	L. Bentley	1	L. Bentley B. Green II	1
09/21	Baylor	C. Silmon-Craig	14	S. Cokes	1.0	--	--	T. Hunter	1	--	--
09/28	at UCF	N. Hill-Green	9	T. McCoy	2.0	P. Hodge T. Hunter	1	J. Wester S. Cokes	1	C. Silmon-Craig D. McKinney	1
10/12	Kansas St.	N. Hill-Green	13	B. Green II	2.0	C. Hood	1	--	--	--	--
10/19	at Arizona	N. Hill-Green	8	S. Okunlola K. Wade	2.0	C. Hood	1	B. Green II	1	L. Bentley	1
10/26	Cincinnati	C. Silmon-Craig	8	C. Silmon-Craig	1.0	--	--	D. McKinney	1	--	--
11/09		--	--	--	--	--	--	--	--	--	--
11/16		--	--	--	--	--	--	--	--	--	--
11/22		--	--	--	--	--	--	--	--	--	--
11/29		--	--	--	--	--	--	--	--	--	--
Most Times Led (including ties)		C. Silmon-Craig N. Hill-Green	3	L. Bentley C. Nwankwo D. Hayes S. Cokes T. McCoy B. Green II S. Okunlola K. Wade C. Silmon-Craig	1	P. Hodge T. Hunter C. Hood	2	L. Bentley T. Hunter J. Wester S. Cokes B. Green II D. McKinney	1	L. Bentley	2

Misc Stats

44-58

<i>The Last Time</i>	<i>45-48</i>
<i>Team Record When</i>	<i>49</i>
<i>Score by Quarters</i>	<i>50</i>
<i>Team Comparison 2023 vs. 2024</i>	<i>51</i>
<i>Explosive Plays</i>	<i>52</i>
<i>Big Yardage Games</i>	<i>53</i>
<i>Sacks, Hurries & PBUs By Game</i>	<i>54</i>
<i>Scoring Drives</i>	<i>55</i>
<i>Yards by Quarters</i>	<i>56</i>
<i>Drive Engineering</i>	<i>56</i>
<i>All-Purpose Yards</i>	<i>56</i>
<i>Miscellaneous Defensive Stats</i>	<i>57</i>
<i>Career Charts</i>	<i>58</i>

THE LAST TIME

RUSHING

70+ RUSHING ATTEMPTS	71 att Colorado 55, Missouri 7, 10/12/91
60+ RUSHING ATTEMPTS	62 att., Colorado 48, Nicholls 0 vs. Nic, 09/26/15
50+ RUSHING ATTEMPTS	53 att., Colorado 20, San Diego St. 10 vs. San, 11/28/20
40-49 RUSHING ATTEMPTS	40 att., Colorado 34, Cincinnati 23 vs. Cin, 10/26/24
500 YARDS RUSHING	502 Colorado 55, Missouri 7, 11/12/91
400 YARDS RUSHING	407 yards, Colorado 24, Arizona 13 @ Ari, 12/05/20
300+ YARDS RUSHING	407 yards, Colorado 24, Arizona 13 @ Ari, 12/05/20
250+ YARDS RUSHING	281 yards, Colorado 35, Northern Colo. 7 vs. Nor, 09/03/21
200+ YARDS RUSHING	222 yards, Colorado 37, Oregon St. 34 vs. Ore, 11/06/21
300-399 YARDS RUSHING	311 yards, Colorado 45, New Hampshire 14 vs. New, 09/14/18
200-299 YARDS RUSHING	222 yards, Colorado 37, Oregon St. 34 vs. Ore, 11/06/21
HAD 7+ RUSHING TDS	8 Colorado 62, Nebraska 36, 11/23/01
HAD 6+ RUSHING TDS	6 Colorado 65, Nebraska 51, 11/23/07
HAD 5+ RUSHING TDS	5 tds, Colorado 48, UCLA 42 vs. UCL, 11/07/20
HAD 4+ RUSHING TDS	4 tds, Colorado 35, Northern Colo. 7 vs. Nor, 09/03/21
HAD 3+ RUSHING TDS	3 tds, Colorado 38, Baylor 31 vs. Bay, 09/21/24
LESS THAN 25 RUSHING YARDS	-29 yards, Kansas St. 31, Colorado 28 vs. Kan, 10/12/24
LESS THAN 50 RUSHING YARDS	-29 yards, Kansas St. 31, Colorado 28 vs. Kan, 10/12/24
LESS THAN 100 RUSHING YARDS	-29 yards, Kansas St. 31, Colorado 28 vs. Kan, 10/12/24

PASSING

500 PASSING YARDS	510 yards, Colorado 45, TCU 42 @ TCU, 09/02/23
400 PASSING YARDS	445 yards, Colorado 31, North Dakota St. 26 vs. Nor, 08/29/24
300 PASSING YARDS	323 yards, Colorado 34, Cincinnati 23 vs. Cin, 10/26/24
HAD 60+ PASS ATTEMPTS	67 att., California 59, Colorado 56 @ Cal, 09/26/14
HAD 50+ PASS ATTEMPTS	50 att., Colorado 33, Nebraska 28 @ Neb, 09/07/18
HAD 40+ PASS ATTEMPTS	40 att., Kansas St. 31, Colorado 28 vs. Kan, 10/12/24
HAD 30+ PASS ATTEMPTS	31 att., Colorado 34, Cincinnati 23 vs. Cin, 10/26/24
HAD 40+ PASS COMPLETIONS	46 comp, California 59, Colorado 56 @ Cal, 09/26/14
HAD 30+ PASS COMPLETIONS	34 comp, Kansas St. 31, Colorado 28 vs. Kan, 10/12/24
HAD 25+ PASS COMPLETIONS	25 comp, Colorado 34, Cincinnati 23 vs. Cin, 10/26/24
HAD 7+ PASSING TDS	7 tds, California 59, Colorado 56 @ Cal, 09/26/14
HAD 6+ PASSING TDS	7 tds, California 59, Colorado 56 @ Cal, 09/26/14
HAD 5+ PASSING TDS	5 tds, Stanford 46, Colorado 43 vs. Sta, 10/13/23
HAD 4+ PASSING TDS	4 tds, Colorado 28, Colorado St. 9 @ Col, 09/14/24
HAD 3+ PASSING TDS	3 tds, Kansas St. 31, Colorado 28 vs. Kan, 10/12/24
HAD 5+ PASSES INTERCEPTED	5 Colorado 24, Oklahoma 24, 10/17/92
HAD 4+ PASSES INTERCEPTED	4 ints, Oregon 45, Colorado 3 @ Ore, 10/11/19
HAD 3+ PASSES INTERCEPTED	3 ints, Washington St. 41, Colorado 10 @ Was, 10/19/19
LESS THAN 100 NET PASSING YARDS	90 yards, Minnesota 49, Colorado 7 @ Min, 09/17/22
LESS THAN 150 NET PASSING YARDS	123 yards, Utah 63, Colorado 21 vs. Uta, 11/26/22

TOTAL OFFENSE

700+ TOTAL YARDS OF OFFENSE	* Never Has Happened *
600+ TOTAL YARDS OF OFFENSE ..	602 yards, Colorado 596, Colorado St. 284 @ Col, 08/30/18
550+ TOTAL YARDS OF OFFENSE ..	564 yards, Colorado 564, Southern California 498 vs. Sou, 09/30/23
500+ TOTAL YARDS OF OFFENSE ..	504 yards, Colorado 504, North Dakota St. 449 vs. Nor, 08/29/24
400+ TOTAL YARDS OF OFFENSE	451 yards, Colorado 446, Cincinnati 351 vs. Cin, 10/26/24
100+ PLAYS TOTAL OFFENSE	114 plays, UCLA 2, Colorado 0 @ UCL, 10/30/15
90+ PLAYS TOTAL OFFENSE ...	90 plays, Colorado 42, Southern California 23 vs. Sou, 09/30/23
85+ PLAYS TOTAL OFFENSE ...	90 plays, Colorado 42, Southern California 23 vs. Sou, 09/30/23
80+ PLAYS TOTAL OFFENSE	82 plays, Baylor 40, Colorado 34 vs. Bay, 09/21/24
75+ PLAYS TOTAL OFFENSE	82 plays, Baylor 40, Colorado 34 vs. Bay, 09/21/24
LESS THAN 150 YARDS NET OFFENSE	148 yards, Utah 28, Colorado 13 @ Uta, 11/25/21
LESS THAN 200 YARDS NET OFFENSE	199 yards, Oregon 42, Colorado 6 @ Ore, 09/23/23
LESS THAN 300 YARDS NET OFFENSE ..	260 yards, Nebraska 28, Colorado 10 @ Neb, 09/07/24

SCORING

70 POINTS	* Never Has Happened *
60 POINTS	65 pts Colorado 65, Nebraska 51, 11/23/07
50 POINTS	52 pts, Colorado 52, Colorado St. 31 vs. Col, 08/30/19
40 POINTS	48 pts, Colorado 48, UCF 21 @ UCF, 09/28/24
30 POINTS	34 pts, Colorado 34, Cincinnati 23 vs. Cin, 10/26/24
OVERTIME WIN	Colorado 38, Baylor 31 vs. Bay, 09/21/24
SHUTOUT AT HOME	Minnesota 30, Colorado 0 vs. Min, 09/18/21
SHUTOUT ON THE ROAD	Washington St. 28, Colorado 0 @ Was, 10/21/17
40 ONE-HALF POINTS	49 (first half), Colorado 56, Idaho St. 7 vs. Ida, 09/10/16
30 ONE-HALF POINTS	35 (first half), Colorado 48, UCLA 42 vs. UCL, 11/07/20
SCORED 35+ POINTS IN ONE QUARTER	35 (Q2), Colorado 56, Idaho St. 7 vs. Ida, 09/10/16
SCORED 28+ POINTS IN ONE QUARTER	35 (Q2), Colorado 56, Idaho St. 7 vs. Ida, 09/10/16
SCORED 20+ POINTS IN ONE QUARTER	21 (Q3), Colorado 34, Arizona 0 vs. Ari, 10/16/21
ZERO POINTS SCORED IN FIRST HALF	Nebraska 28, Colorado 10 @ Neb, 09/07/24
WON GAME BY 60+ POINTS	61 pts Colorado 64, Kansas State 3, 11/17/90
WON GAME BY 50+ POINTS	52 pts Colorado 66, NE Louisiana 14, 09/16/95
WON GAME BY 40+ POINTS	41 pts, Colorado 47, Oregon St. 6 vs. Ore, 10/01/16
WON GAME BY 30+ POINTS	34 pts, Colorado 34, Arizona 0 vs. Ari, 10/16/21
WON GAME BY 20+ POINTS	27 pts, Colorado 34, Arizona 7 @ Ari, 10/19/24
WAS HELD SCORELESS	Minnesota 30, Colorado 0 vs. Min, 09/18/21
HELD THE OPPONENT SCORELESS	Colorado 34, Arizona 0 vs. Ari, 10/16/21
HELD THE OPPONENT SCORELESS AT HOME	Colorado 34, Arizona 0 vs. Ari, 10/16/21
HELD THE OPPONENT SCORELESS ON THE ROAD	0 pts Colorado 37, Baylor 0, 11/13/99
HELD THE OPPONENT SCORELESS AT A NEUTRAL SITE ..	0 pts Colorado 12, Washington State 0, 09/18/82

TURNOVERS

COMMITTED 5+ TURNOVERS 5 to, California 33, Colorado 21 @ Cal, 11/24/18

COMMITTED 4+ TURNOVERS 4 to, Oregon St. 42, Colorado 9 @ Ore, 10/22/22

DEFENSE

HELD OPPONENT TO 50 OR FEWER YARDS RUSHING .. 35 yards, Colorado 20, California 13 vs. Cal, 10/15/22

HELD OPPONENT TO 25 OR FEWER YARDS RUSHING .. 20 yards, Colorado 35, Northern Colo. 7 vs. Nor, 09/03/21

HELD OPPONENT TO 0 OR FEWER YARDS RUSHING * Never Has Happened *

HELD OPPONENT TO 50 OR FEWER YARDS PASSING .. 435 yards, Air Force 41, Colorado 10 @ Air, 09/10/22

HELD OPPONENT TO 100 OR FEWER YARDS PASSING .. 268 yards, Utah 23, Colorado 17 @ Uta, 11/25/23

HELD OPPONENT TO 150 OR FEWER YARDS PASSING .. 107 yards, Colorado 34, Arizona 7 @ Ari, 10/19/24

HELD OPPONENT TO 200 OR FEWER YARDS TOTAL OFFENSE .. 155 yards, Colorado 20, San Diego St. 10 vs. San, 11/28/20

HELD OPPONENT TO 250 OR FEWER YARDS TOTAL OFFENSE .. 245 yards, Colorado 34, Arizona 7 @ Ari, 10/19/24

HELD OPPONENT TO 300 OR FEWER YARDS TOTAL OFFENSE .. 245 yards, Colorado 34, Arizona 7 @ Ari, 10/19/24

INTERCEPTED 8+ PASSES * Never Has Happened *

INTERCEPTED 7+ PASSES * Never Has Happened *

INTERCEPTED 6+ PASSES * Never Has Happened *

INTERCEPTED 5+ PASSES * Never Has Happened *

INTERCEPTED 4+ PASSES 4 ints, Oregon 45, Colorado 3 @ Ore, 10/11/19

INTERCEPTED 3+ PASSES 3 ints, Washington St. 41, Colorado 10 @ Was, 10/19/19

FORCED 7+ TURNOVERS * Never Has Happened *

FORCED 6+ TURNOVERS * Never Has Happened *

FORCED 5+ TURNOVERS * Never Has Happened *

FORCED 4+ TURNOVERS 4 to (2 ints, 2 fum), Colorado 48, UCF 21 @ UCF, 09/28/24

RECORDED 9+ SACKS * Never Has Happened *

RECORDED 8+ SACKS * Never Has Happened *

RECORDED 7+ SACKS 7.0 sk (47 yards), Colorado 34, Arizona 7 @ Ari, 10/19/24

RECORDED 6+ SACKS 7.0 sk (47 yards), Colorado 34, Arizona 7 @ Ari, 10/19/24

RECORDED 5+ SACKS 7.0 sk (47 yards), Colorado 34, Arizona 7 @ Ari, 10/19/24

RECORDED 4+ SACKS 7.0 sk (47 yards), Colorado 34, Arizona 7 @ Ari, 10/19/24

SPECIAL TEAMS

NO PUNTS * Never Has Happened *

PUNTED 10+ TIMES 10 punts, Washington St. 28, Colorado 0 @ Was, 10/21/17

MISSED A KICKING PAT Oregon 42, Colorado 6 @ Ore, 09/23/23

BLOCKED A FIELD GOAL * Never Has Happened *

BLOCKED A PUNT 1, Colorado 28, Colorado St. 9 @ Col, 09/14/24

MISCELLANEOUS

NO PENALTIES 0 pen, Colorado 27, Utah 22 vs. Uta, 11/26/16

15 PENALTIES 17 pen, Stanford 46, Colorado 43 vs. Sta, 10/13/23

10 PENALTIES 10 pen, Colorado 48, UCF 21 @ UCF, 09/28/24

HAD 100+ YARDS IN PENALTIES 115 yards, Colorado 28, Colorado St. 9 @ Col, 09/14/24

OVER 40:00 TIME OF POSSESSION (NON-OT) .. 41:04 TOP, UCLA 35, Colorado 31 @ UCL, 10/30/15

OVER 35:00 TIME OF POSSESSION (NON-OT) .. 37:27 TOP, Colorado 20, San Diego St. 10 vs. San, 11/28/20

NO TURNOVERS 0 to, Colorado 34, Cincinnati 23 vs. Cin, 10/26/24

NO SACKS/NO INTERCEPTIONS ALLOWED Oregon 49, Colorado 10 vs. Ore, 11/05/22

ZERO SACKS ALLOWED Nebraska 28, Colorado 10 @ Neb, 09/07/24

HAD 35+ FIRST DOWNS 39, California 59, Colorado 56 @ Cal, 09/26/14

HAD 30+ FIRST DOWNS 32, Stanford 46, Colorado 43 vs. Sta, 10/13/23

HAD 25+ FIRST DOWNS 25, Colorado 34, Cincinnati 23 vs. Cin, 10/26/24

HAD 20+ FIRST DOWNS 25, Colorado 34, Cincinnati 23 vs. Cin, 10/26/24

HAD 20+ PASSING FIRST DOWNS 20, Colorado 45, TCU 42 @ TCU, 09/02/23

HAD 20+ RUSHING FIRST DOWNS 22, Colorado 48, Massachusetts 14 vs. Mas, 09/11/15

RUSHING

RUSHED FOR 300+ YARDS	301 yards, Jarek Broussard @ Ari, 12/05/20
RUSHED FOR 250+ YARDS	301 yards, Jarek Broussard @ Ari, 12/05/20
RUSHED FOR 200+ YARDS	301 yards, Jarek Broussard @ Ari, 12/05/20
RUSHED FOR 175+ YARDS	301 yards, Jarek Broussard @ Ari, 12/05/20
RUSHED FOR 150+ YARDS	151 yards, Jarek Broussard vs. Ore, 11/06/21
RUSHED FOR 125+ YARDS	151 yards, Jarek Broussard vs. Ore, 11/06/21
RUSHED FOR 100+ YARDS	108 yards, Alex Fontenot @ Sou, 11/11/22
40+ RUSHING ATTEMPTS	41 att., Phillip Lindsay vs. Ari, 10/07/17
30-39 RUSHING ATTEMPTS	32 att., Jarek Broussard vs. San, 11/28/20
35+ RUSHING ATTEMPTS	41 att., Phillip Lindsay vs. Ari, 10/07/17
30+ RUSHING ATTEMPTS	32 att., Jarek Broussard vs. San, 11/28/20
25+ RUSHING ATTEMPTS	27 att., Jarek Broussard vs. Tex, 12/29/20
5+ TOUCHDOWNS RUSHING ...	6 tds, Chris Brown Colorado 62, Nebraska 36, 11/23/01
4+ TOUCHDOWNS RUSHING ...	4 tds, Michael Adkins Colorado 43, Charleston Southern 10, 10/19/13
3+ TOUCHDOWNS RUSHING	3 tds, Jarek Broussard vs. UCL, 11/07/20
2+ TOUCHDOWNS RUSHING	2 tds, Micah Welch vs. Bay, 09/21/24
RUN OF 80+ YARDS ...	84 yards, Tony Jones Colorado 35, Washington State 34, 09/22/12
RUN OF 75+ YARDS	75 yards, Jarek Broussard @ Ari, 12/05/20
RUN OF 70+ YARDS	75 yards, Jarek Broussard @ Ari, 12/05/20
RUN OF 60+ YARDS	75 yards, Jarek Broussard @ Ari, 12/05/20
RUN OF 50+ YARDS ...	75 yards/54 yards, Jarek Broussard/Sam Noyer @ Ari, 12/05/20
RUN OF 60-69 YARDS	64 yards, Travon McMillian vs. Was, 11/09/18
RUN OF 50-59 YARDS	54 yards, Sam Noyer @ Ari, 12/05/20
RUN OF 50-74 YARDS	54 yards, Sam Noyer @ Ari, 12/05/20

PASSING

500+ YARDS PASSING	510 yards, Shedeur Sanders @ TCU, 09/02/23
450+ YARDS PASSING	510 yards, Shedeur Sanders @ TCU, 09/02/23
400+ YARDS PASSING	445 yards, Shedeur Sanders vs. Nor, 08/29/24
350+ YARDS PASSING	388 yards, Shedeur Sanders vs. Kan, 10/12/24
300+ YARDS PASSING	323 yards, Shedeur Sanders vs. Cin, 10/26/24
250+ YARDS PASSING	323 yards, Shedeur Sanders vs. Cin, 10/26/24
200+ YARDS PASSING	323 yards, Shedeur Sanders vs. Cin, 10/26/24
60+ PASSING ATTEMPTS	67 att., Sefo Liufau @ Cal, 09/26/14
50-59 PASSING ATTEMPTS	50 att., Steven Montez @ Neb, 09/07/18
50+ PASS ATTEMPTS	50 att., Steven Montez @ Neb, 09/07/18
40-49 PASSING ATTEMPTS	40 att., Shedeur Sanders vs. Kan, 10/12/24
45+ PASS ATTEMPTS	49 att., Shedeur Sanders @ Col, 09/14/24
40+ PASS ATTEMPTS	40 att., Shedeur Sanders vs. Kan, 10/12/24
35+ PASS ATTEMPTS	40 att., Shedeur Sanders vs. Kan, 10/12/24
30+ PASS ATTEMPTS	30 att., Shedeur Sanders vs. Cin, 10/26/24

40+ Completions	46 comp, Sefo Liufau @ Cal, 09/26/14
30-39 Completions	34 comp, Shedeur Sanders vs. Kan, 10/12/24
30+ Completions	34 comp, Shedeur Sanders vs. Kan, 10/12/24
25+ Completions	25 comp, Shedeur Sanders vs. Cin, 10/26/24
20+ Completions	25 comp, Shedeur Sanders vs. Cin, 10/26/24
7+ TOUCHDOWN PASSES	7 tds, Sefo Liufau @ Cal, 09/26/14
6+ TOUCHDOWN PASSES	7 tds, Sefo Liufau @ Cal, 09/26/14
5+ TOUCHDOWN PASSES	5 tds, Shedeur Sanders vs. Sta, 10/13/23
4+ TOUCHDOWN PASSES	4 tds, Shedeur Sanders @ Col, 09/14/24
3+ TOUCHDOWN PASSES	3 tds, Shedeur Sanders vs. Kan, 10/12/24
2+ TOUCHDOWN PASSES	2 tds, Shedeur Sanders vs. Cin, 10/26/24
4+ INTERCEPTIONS THROWN	4 ints, Steven Montez @ Ore, 10/11/19
3+ INTERCEPTIONS THROWN	4 ints, Steven Montez @ Ore, 10/11/19
2+ INTERCEPTIONS THROWN	2 ints, Shedeur Sanders @ Ari, 10/19/24
COMPLETION OF 90+ YARDS	96 yards, Steven Montez vs. Neb, 09/07/19
COMPLETION OF 80+ YARDS	81 yards, J.T. Shrout vs. Ore, 11/05/22
COMPLETION OF 75+ YARDS	75 yards, Shedeur Sanders @ TCU, 09/02/23
COMPLETION OF 70+ YARDS	75 yards, Shedeur Sanders @ TCU, 09/02/23
COMPLETION OF 60+ YARDS	69 yards, Shedeur Sanders vs. Nor, 08/29/24
COMPLETION OF 50+ YARDS	51 yards, Shedeur Sanders vs. Kan, 10/12/24

RECEIVING

200+ YARDS RECEIVING	11 yards, Laviska Shenault @ Col, 08/30/18
175+ YARDS RECEIVING	7 yards, Jimmy Horn Jr. vs. Nor, 08/29/24
150+ YARDS RECEIVING	9 yards, Travis Hunter vs. Cin, 10/26/24
100+ YARDS RECEIVING	9 yards, Travis Hunter vs. Cin, 10/26/24
CAUGHT 15+ PASSES	19 , Nelson Spruce @ Cal, 09/26/14
CAUGHT 10+ PASSES	13 , Travis Hunter @ Col, 09/14/24
CAUGHT 9+ PASSES	9 , Travis Hunter vs. Cin, 10/26/24
CAUGHT 8+ PASSES	9 , Travis Hunter vs. Cin, 10/26/24
CAUGHT 7+ PASSES	9 , Travis Hunter vs. Cin, 10/26/24
CAUGHT 3+ TD PASSES	3 tds, Travis Hunter vs. Nor, 08/29/24
CAUGHT 2+ TD PASSES	2 tds, Travis Hunter vs. Cin, 10/26/24

TOTAL OFFENSE

HAD 500+ YARDS TOTAL OFFENSE	527 yards, Sefo Liufau @ Cal, 09/26/14
HAD 450+ YARDS TOTAL OFFENSE ...	462 yards, Shedeur Sanders vs. Nor, 08/29/24
HAD 400+ YARDS TOTAL OFFENSE ...	462 yards, Shedeur Sanders vs. Nor, 08/29/24
HAD 350+ YARDS TOTAL OFFENSE ...	367 yards, Shedeur Sanders vs. Bay, 09/21/24
HAD 300+ YARDS TOTAL OFFENSE ...	324 yards, Shedeur Sanders vs. Cin, 10/26/24

SCORING

SCORED 6+ TOUCHDOWNS ... 6 tds, Chris Brown Colorado 62, Nebraska 36, 11/23/01

SCORED 5+ TOUCHDOWNS ... 6 tds, Chris Brown Colorado 62, Nebraska 36, 11/23/01

SCORED 4+ TOUCHDOWNS 4 tds, Dylan Edwards @ TCU, 09/02/23

SCORED 3+ TOUCHDOWNS 3 tds, Travis Hunter vs. Nor, 08/29/24

SCORED 2+ TOUCHDOWNS 2 tds, Travis Hunter vs. Cin, 10/26/24

DEFENSE

2+ INTERCEPTIONS 2 ints, Travis Hunter @ UCL, 10/28/23

3+ INTERCEPTIONS 3, Terrence Wheatley vs. Texas Tech, 10/27/07

70+ YARD INTERCEPTION RETURN 80 yards, Shilo Sanders vs. Col, 09/16/23

80+ YARD INTERCEPTION RETURN 80 yards, Shilo Sanders vs. Col, 09/16/23

90+ YARD INTERCEPTION RETURN 100 yards, Nick Fisher vs. Cal, 10/28/17

RECOVERED 2+ FUMBLES 2 , Nu'umotu Falo vs. Neb, 09/07/19

FORCED 2+ FUMBLES 2 , Jimmie Gilbert vs. Ore, 10/01/16

RECORDED 2+ SACKS ... 2.0 sk - 11 yds/2.0 sk - 16 yds, Keaton Wade/Samuel Okunlola @ Ari, 10/19/24

RECORDED 3+ SACKS 3.0 sk - 6 yds, Nate Landman vs. San, 11/28/20

RECORDED 4+ SACKS 4.5 sacks, Ron Woolfork Iowa, 09/26/92

RECORDED 5+ SACKS 5, Dan McMillen at Kansas, 11/02/85

RECORDED 3+ TACKLES FOR A LOSS ... 3.0 - 10 yds, Cam'Ron Silmon-Craig @ Neb, 09/07/24

RECORDED 4+ TACKLES FOR A LOSS ... 4.0 - 10 yds, Carson Wells vs. Ari, 10/16/21

RECORDED 5+ TACKLES FOR A LOSS 7, Ronnie Woolfork Iowa, 09/26/92

RECORDED 10+ TACKLES ... 13 /10 /10 , Nikhai Hill-Green/D.J. McKinney/Shilo Sanders vs. Kan, 10/12/24

FUMBLE RETURNED FOR A TOUCHDOWN ... 95 yards, Cam'Ron Silmon-Craig @ UCF, 09/28/24

INTERCEPTED PASS RETURNED FOR A TOUCHDOWN ... 80 yards, Shilo Sanders vs. Col, 09/16/23

BLOCKED FIELD GOAL 1 , Alejandro Mata @ Neb, 09/07/24

SPECIAL TEAMS

MADE 6+ FIELD GOALS * Never Has Happened *

MADE 5+ FIELD GOALS * Never Has Happened *

MADE 4+ FIELD GOALS * Never Has Happened *

MADE 3+ FIELD GOALS 3 fg, Alejandro Mata @ UCL, 10/28/23

80+ YARD PUNT * Never Has Happened *

70+ YARD PUNT 70 yards, Alex Kinney vs. Tex, 09/09/17

60-69 YARD PUNT 60 yards, Mark Vassett @ Ari, 10/07/23

60+ YARD PUNT 60 yards, Mark Vassett @ Ari, 10/07/23

PUNTED 10+ TIMES 10 punts, Alex Kinney @ Was, 10/21/17

60+ YARD FIELD GOAL * Never Has Happened *

50-59 YARD FIELD GOAL 56 yards, Cole Becker @ Uta, 11/25/21

90+ YARD PUNT RETURN * Never Has Happened *

80+ YARD PUNT RETURN 88 yards, Jordyn Tyson vs. Ari, 10/29/22

~~60+ YARD PUNT RETURN 88 yards, Jordyn Tyson vs. Ari, 10/29/22~~

50+ YARD PUNT RETURN 51 yards, Xavier Weaver @ Ari, 10/07/23

TOTALED 100+ PUNT RETURN YARDS ... 131 yards, Jordyn Tyson vs. Ari, 10/29/22

TOTALED 50+ PUNT RETURN YARDS 66 yards, Xavier Weaver vs. Ari, 11/11/23

50+ YARD KICKOFF RETURN 61 yards, Jimmy Horn Jr. @ Neb, 09/07/24

70+ YARD KICKOFF RETURN 100 yards, Nikko Reed @ Uta, 11/25/21

90+ YARD KICKOFF RETURN 100 yards, Nikko Reed @ Uta, 11/25/21

100+ KICK RETURN YARDS 140 yards, Jimmy Horn Jr. @ Was, 11/17/23

150+ KICK RETURN YARDS 162 yards, Brenden Rice @ Ore, 10/30/21

200+ KICK RETURN YARDS 204 yards, Darrell Scott at Toledo, 09/11/09

PUNT RETURNED FOR A TOUCHDOWN ... 131 yards, Jordyn Tyson vs. Ari, 10/29/22

KICKOFF RETURNED FOR A TOUCHDOWN ... 100 yards, Nikko Reed @ Uta, 11/25/21

COLORADO FOOTBALL

BUFFALOES 2024 ALL RECORD WHEN....			
CATEGORY	2024 SEASON W-L	CATEGORY	2024 SEASON W-L
OVERALL	6-2	IN SEPTEMBER	3-1
BUFFALOES ON THE ROAD	3-1	IN OCTOBER	2-1
VS. TOP 25	0-0	IN NOVEMBER	0-0
VS. TOP 10	0-0		
VS. TOP 5	0-0	ON MONDAY NIGHT	0-0
		ON TUESDAY NIGHT	0-0
BUFFALOES SCORE FIRST	0-0	ON WEDNESDAY NIGHT	0-0
OPPONENT SCORES FIRST	1-0	ON THURSDAY NIGHT	1-0
BUFFALOES SCORE 20 OR MORE POINTS	6-1	ON FRIDAY NIGHT	0-0
BUFFALOES SCORE 19 OR LESS POINTS	0-1	ON SATURDAY	5-2
BUFFALOES ALLOW 20 OR MORE	4-2		
BUFFALOES ALLOW 19 OR LESS POINTS	2-0	VS. BIG 12	0-0
		VS. BIG 12 AT HOME	0-0
BUFFALOES LEAD AFTER 1ST QUARTER	5-0	VS. BIG 12 ON THE ROAD	0-0
BUFFALOES TRAIL AFTER 1ST QUARTER	1-1	VS. NON-CONFERENCE	6-2
SCORE TIED AFTER 1ST QUARTER	0-1		
BUFFALOES LEAD AT HALFTIME	4-0	WHEN OUTFRUSHING OPPONENTS	1-0
BUFFALOES TRAIL AT HALFTIME	2-2	WHEN + IN TIME OF POSSESSION	4-0
SCORE TIED AT HALFTIME	0-0	WHEN - IN TIME OF POSSESSION	2-2
BUFFALOES LEAD AFTER 3RD QUARTER	5-0	WHEN = IN TIME OF POSSESSION	0-0
BUFFALOES TRAIL AFTER 3RD QUARTER	0-2		
SCORE TIED AFTER 3RD QUARTER	1-0	VERSUS A 100-YARD RUSHER	0-1
GAME GOES TO OVERTIME	1-0	VERSUS A 100-YARD RECEIVER	0-1
		VERSUS A 300-YARD PASSER	0-0
BUFFALOES HAVE + TURNOVER RATIO	3-0	BUFFALOES HAVE 100-YARD RECEIVER	5-2
BUFFALOES HAVE - TURNOVER RATIO	2-2	OPPONENTS HAVE 1 100-YARD RECEIVER	0-1
TURNOVER RATIO EVEN	1-0	OPPONENTS HAVE 2 100-YARD RECEIVERS	0-0
		BUFFALOES HAVE MORE SACKS THAN THE OPPONENT	4-0
BUFFALOES HAVE 30:00+ TOP	4-0	BUFFALOES HAVE OVER 400 TOTAL NET YARDS	5-0
BUFFALOES HAVE LESS THAN 30:00 TOP	2-2	OPPONENTS HAVE 400 TOTAL NET YARDS	2-1
		BUFFALOES SCORE A KR TD	0-0
BUFFALOES HAVE 100-YARD RUSHER	0-0	BUFFALOES SCORE A PR TD	0-0
BUFFALOES HAVE 300 PASSING YARDS	4-1	BUFFALOES HAVE 1 OR MORE MISSED FG	1-1
OPPONENTS HAVE 300 PASSING YARDS	0-0	BUFFALOES HAVE 1 OR MORE MISSED XP	0-0
BUFFALOES HAVE 1 100-YARD RECEIVER	4-2		
BUFFALOES HAVE 2 100-YARD RECEIVERS	1-0		
BUFFALOES WIN COIN TOSS	3-0		
BUFFALOES LOSE COIN TOSS	3-2		

COLORADO FOOTBALL

COLORADO

DATE	OPPONENT	FIRST QUARTER	SECOND QUARTER	FIRST HALF	THIRD QUARTER	FOURTH QUARTER	SECOND HALF	OVERTIME	TOTAL
08/29	North Dakota St.	14	3	17	7	7	14	--	31
09/07	at Nebraska	0	0	0	3	7	10	--	10
09/14	at Colorado St.	0	14	14	7	7	14	--	28
09/21	Baylor	7	10	17	7	7	14	7	38
09/28	at UCF	14	13	27	14	7	21	--	48
10/12	Kansas St.	7	0	7	7	14	21	--	28
10/19	at Arizona	14	14	28	3	3	6	--	34
10/26	Cincinnati	14	10	24	7	3	10	--	34
11/09	at Texas Tech	--	--	--	--	--	--	--	--
11/16	Utah	--	--	--	--	--	--	--	--
11/22	at Kansas	--	--	--	--	--	--	--	--
11/29	Oklahoma St.	--	--	--	--	--	--	--	--
Totals		70	64	134	55	55	110	7	251

OPPONENTS

DATE	OPPONENT	FIRST QUARTER	SECOND QUARTER	FIRST HALF	THIRD QUARTER	FOURTH QUARTER	SECOND HALF	OVERTIME	TOTAL
08/29	North Dakota St.	10	10	20	0	6	6	--	26
09/07	at Nebraska	14	14	28	0	0	0	--	28
09/14	at Colorado St.	3	0	3	0	6	6	--	9
09/21	Baylor	3	21	24	0	7	7	0	31
09/28	at UCF	7	7	14	7	0	7	--	21
10/12	Kansas St.	7	7	14	10	7	17	--	31
10/19	at Arizona	7	0	7	0	0	0	--	7
10/26	Cincinnati	7	7	14	0	9	9	--	23
11/09	at Texas Tech	--	--	--	--	--	--	--	--
11/16	Utah	--	--	--	--	--	--	--	--
11/22	at Kansas	--	--	--	--	--	--	--	--
11/29	Oklahoma St.	--	--	--	--	--	--	--	--
Totals		58	66	124	17	35	52	0	176

COLORADO FOOTBALL

COLORADO OFFENSE	2024	2023	DIFFERENCE
Wins	6	4	2
Losses	2	4	-2
Points Scored	0	0	0
Touchdowns	32	32	0
Field Goals Made	9	11	-2
Field Goals Attempted	12	15	-3
Field Goal Percentage	75.0%	73.3%	1.7%
Third Down Efficiency	45.8%	43.0%	2.8%
Net Yards per Game	404.5	408.6	-4.1
Conference Rank -- Net Yds. per Game	14	14	0
Average Plays per Game	26.0	26.1	-0.1
Average Yards per Play	15.6	15.6	-0.1
Rushing Yards per Game	80.6	78.6	2.0
Conference Rank -- Rush Yds. per Game	14	14	0
Average Yards per Rush	2.8	2.5	0.3
Rushing Attempts per Game	29.1	31.4	-2.3
Rushing Touchdowns	10	9	1
Net Passing Yards per Game	323.9	330.0	-6.1
Conference Rank -- Net Pass Yds. per Game	13	13	0
Yards per Pass Attempt	9.2	8.7	0.5
Passing Attempts	304	348	-44
Passing Completions	220	247	-27
Completion Percentage	72.4%	71.0%	1.4%
Passing Touchdowns	21	22	-1
Interceptions Thrown	6	3	3
Sacks Allowed	26	42	-16
Fumbles	10	5	5
Fumbles Lost	3	3	0
Penalties	56	76	-20
Penalty Yards	527	620	-93
Gross Punting Average	43.9	42.7	1.2
Net Punting Average	39.7	38.0	1.6
Punt Return Average	6.9	9.4	-2.4
Kickoff Return Average	3.9	4.9	-1.0

COLORADO DEFENSE (OPPONENT)	2024	2023	DIFFERENCE
Points Allowed	0	0	0
Total Touchdowns Allowed	23	39	-16
Field Goals Made	6	3	3
Field Goals Attempted	11	10	1
Field Goal Percentage	54.5%	30.0%	24.5%
Third Down Efficiency	33.9%	45.7%	-11.7%
Net Yards per Game	364.6	475.4	-110.8
Conference Rank -- Net Yds. per Game	1	1	0
Average Plays per Game	35.4	34.3	1.1
Average Yards per Play	10.3	13.9	-3.6
Rushing Yards per Game	155.4	165.0	-9.6
Conference Rank -- Rush Yds. per Game	1	1	0
Average Yards per Rush	4.1	4.5	-0.4
Rushing Attempts per Game	37.9	36.6	1.3
Rushing Touchdowns Allowed	10	15	-5
Net Passing Yards per Game	209.3	310.4	-101.1
Conference Rank -- Net Pass Yds. per Game	1	1	0
Yards per Pass Attempt	7.8	8.2	-0.5
Passing Attempts	233	314	-81
Passing Completions	145	210	-65
Completion Percentage	62.2%	66.9%	-4.6%
Passing Touchdowns Allowed	11	23	-12
Interceptions	6	10	-4
Sacks	22	20	2
Fumbles Caused	10	14	-4
Fumbles Recovered	7	6	1
Penalties	64	73	-9
Penalty Yards	571	680	-109
Gross Punting Average	44.4	42.6	1.9
Net Punting Average	35.9	38.5	-2.6
Punt Return Average	15.8	5.4	10.4
Kickoff Return Average	170.0	81.6	88.4

Bold indicates Colorado improvement

EXPLOSIVE PLAYS

		RUSHING					PASSING				
	OPPONENT	10-19	20-29	30-39	40-49	50+	10-19	20-29	30-39	40-49	50+
8/29	North Dakota St.	4	1	0	0	0	6	2	0	2	0
9/7	at Nebraska	5	1	0	0	0	4	1	1	0	0
9/14	at Colorado St.	1	1	0	0	1	4	3	0	0	0
9/21	Baylor	2	0	0	1	0	3	2	1	0	0
9/28	at UCF	5	2	0	0	0	2	3	0	0	2
10/12	Kansas St.	6	3	0	0	0	5	1	2	0	1
10/19	at Arizona	4	2	0	0	0	8	0	0	0	0
10/26	Cincinnati	4	2	0	0	0	5	1	0	1	0
11/9	at Texas Tech	--	--	--	--	--	--	--	--	--	--
11/16	Utah	--	--	--	--	--	--	--	--	--	--
11/22	at Kansas	--	--	--	--	--	--	--	--	--	--
11/29	Oklahoma St.	--	--	--	--	--	--	--	--	--	--
Totals		31	12	0	1	1	37	13	4	3	3

PASSING (20-PLUS YARDS)

69, Horn pass from Sanders vs. NDSU (1stQ; TD)
 56, O. Miller pass from Sanders vs. Baylor (2ndQ, TD)
 51, O. Miller pass from Sanders vs. K-State (4th Q, INT)
 47, Sheppard pass from S. Sanders (TD) vs. UCF (1Q, TD)
 46, Wester pass from S. Sanders vs. ARIZONA (1Q, TD)
 46, Hunter pass from S. Sanders vs. BAYLOR (3Q, TD)

FUMBLE RETURNS (25-PLUS YARDS)

95, Cam'Ron Silmon-Craig vs. UCF (4Q)
 41, Horn pass from S. Sanders vs. NDSU (3Q, TD)

KICK RETURNS (25-PLUS YARDS)

61, Jimmy Horn Jr. vs. Nebraska (1Q, Downs)
 31, Hunter pass from S. Sanders vs. BAYLOR (3Q, TD)

PUNT RETURNS (15-PLUS YARDS)

27, Jimmy Horn Jr. vs. UCF (2ndQ, FG)
 16, Jimmy Horn Jr. vs. Arizona (2ndQ, TD)
 25, Wester pass from S. Sanders (TD) vs. KANSAS STATE (1Q, TD)

FIELD GOALS (45-PLUS YARDS)

47, Alejandro Mata vs. Cincinnati
 46, Alejandro Mata at UCF
 24, Hunter pass from S. Sanders vs. BAYLOR (1Q, TD)

PUNTS (50-PLUS YARDS)

56, Mark Vassett vs. Baylor (3rdQ)
 55, Mark Vassett vs. at Colorado State (2ndQ)
 54, Mark Vassett vs. at Nebraska (2ndQ)
 54, Mark Vassett vs. Baylor (1stQ)
 53, Mark Vassett vs. Arizona (4thQ)
 53, Mark Vassett vs. Kansas State (1stQ)
 51, Mark Vassett vs. Kansas State (2ndQ)
 50, Mark Vassett vs. UCF (4thQ)
 39, Charlie Offerdahl vs. ARIZONA (4Q, Downs)
 27, Dallan Hayden vs. ARIZONA (3Q, FG)
 25, Micah Welch vs. CSU (1Q, MFG)
 21, Isaiah Augustave vs. UCF (3Q, TD)
 19, Isaiah Augustave vs. UCF (3Q, TD)
 17, Shedeur Sanders vs. BAYLOR (4Q, TD)
 17, Dallan Hayden vs. NEBRASKA (4Q, TD)
 16, Micah Welch vs. CSU (2Q, TD)

15, Micah Welch vs. UCF (1Q, TD)

INTERCEPTION RETURNS (25-PLUS YARDS)

59, Colton Hood vs. KANSAS STATE (4Q)
 49, Colton Hood vs. ARIZONA (4Q)
 38, Travis Hunter vs. CSU (3Q)

2024 BIG YARDAGE GAMES

100-YARD PASS RECEIVERS

DATE	OPPONENT	PLAYER	REC.	YDS.	AVG.	LG	TD
8/29	North Dakota St.	Jimmy Horn Jr.	7	198	28.3	69	1
8/29	North Dakota St.	Travis Hunter	7	132	18.9	41	3
9/7	at Nebraska	Travis Hunter	10	110	11.0	28	0
9/14	at Colorado St.	Travis Hunter	13	100	7.7	21	2
9/21	Baylor	Travis Hunter	7	130	18.6	46	0
10/12	Kansas St.	Omarion Miller	8	145	18.1	51	0
10/19	at Arizona	LaJohntay Wester	8	127	15.9	46	0
10/26	Cincinnati	Travis Hunter	9	153	17.0	34	2

300-YARD PASSERS

DATE	OPPONENT	PLAYER	ATT.	YDS.	COMP.	LG	TD
8/29	North Dakota St.	Shedeur Sanders	34	445	26	69	4
9/14	at Colorado St.	Shedeur Sanders	49	310	36	34	4
9/21	Baylor	Shedeur Sanders	41	341	25	58	2
10/12	Kansas St.	Shedeur Sanders	40	388	34	51	3
10/26	Cincinnati	Shedeur Sanders	30	323	25	47	2

2024 OPPONENTS BIG YARDAGE GAMES

100-YARD PASS RECEIVERS

DATE	OPPONENT	PLAYER	REC.	YDS.	AVG.	LG	TD
10/12	Kansas St.	Jayce Brown	6	121	20.2	50	2

100-YARD RUSHERS

DATE	OPPONENT	PLAYER	ATT.	YDS.	AVG.	LG	TD
10/12	Kansas St.	DJ Giddens	25	182	7.3	26	0

COLORADO STATE FOOTBALL

QUARTERBACK SACKS

DATE	OPPONENT	SACKS	YARDS	PLAYERS
08/29	North Dakota St.	2.0	11	LaVonta Bentley 1.0-5.0, Chidozie Nwankwo 1.0-6.0
09/07	at Nebraska	0.0	0	--
09/14	at Colorado St.	2.0	10	Dayon Hayes 2.0-10.0
09/21	Baylor	1.0	4	Shane Cokes 1.0-4.0
09/28	at UCF	5.0	21	Taje McCoy 2.0-7.0, Nikhai Hill-Green 1.0-5.0, Amari McNeill 1.0-4.0, Samuel Okunlola 1.0-5.0
10/12	Kansas St.	4.0	36	B.J. Green II 2.0-16.0, Taje McCoy 1.0-12.0, Cam'Ron Silmon-Craig 1.0-8.0
10/19	at Arizona	7.0	47	Samuel Okunlola 2.0-16.0, Keaton Wade 2.0-11.0, B.J. Green II 1.0-6.0, Nikhai Hill-Green 1.0-6.0, Arden Walker 1.0-8.0
10/26	Cincinnati	1.0	4	Cam'Ron Silmon-Craig 1.0-4.0
11/09		--	--	--
11/16		--	--	--
11/22		--	--	--
11/29		--	--	--
TOTALS		22.0	133	B.J. Green II 3.0-22.0, Samuel Okunlola 3.0-21.0, Taje McCoy 3.0-19.0, Cam'Ron Silmon-Craig 2.0-12.0, Keaton Wade 2.0-11.0, Nikhai Hill-Green 2.0-11.0, Dayon Hayes 2.0-10.0, Arden Walker 1.0-8.0, Chidozie Nwankwo 1.0-6.0, LaVonta Bentley 1.0-5.0, Amari McNeill 1.0-4.0, Shane Cokes 1.0-4.0

QUARTERBACK HURRY

DATE	OPPONENT	QH	PLAYERS
08/29	North Dakota St.	0	--
09/07	at Nebraska	4	Jeremiah Brown 1, B.J. Green II 1, Cam'Ron Silmon-Craig 1, Arden Walker 1
09/14	at Colorado St.	7	Cam'Ron Silmon-Craig 2, Rayyan Buell 1, Shane Cokes 1, B.J. Green II 1, Nikhai Hill-Green 1, Carter Stoutmire 1
09/21	Baylor	4	Dayon Hayes 1, Amari McNeill 1, Cam'Ron Silmon-Craig 1, Arden Walker 1
09/28	at UCF	1	Samuel Okunlola 1
10/12	Kansas St.	3	LaVonta Bentley 1, B.J. Green II 1, Cam'Ron Silmon-Craig 1
10/19	at Arizona	3	LaVonta Bentley 1, Taje McCoy 1, Keaton Wade 1
10/26	Cincinnati	0	--
11/09		--	--
11/16		--	--
11/22		--	--
11/29		--	--
TOTALS		22	Cam'Ron Silmon-Craig 5, B.J. Green II 3, LaVonta Bentley 2, Arden Walker 2, Carter Stoutmire 1, Taje McCoy 1, Jeremiah Brown 1, Amari McNeill 1, Shane Cokes 1, Samuel Okunlola 1, Keaton Wade 1, Dayon Hayes 1, Nikhai Hill-Green 1, Rayyan Buell 1

PASSES DEFENSED

DATE	OPPONENT	PD	PLAYERS
08/29	North Dakota St.	1	Preston Hodge 1
09/07	at Nebraska	2	Travis Hunter 1, D.J. McKinney 1
09/14	at Colorado St.	7	D.J. McKinney 3, Colton Hood 1, Travis Hunter 1, Nehmier Robinson 1, Carter Stoutmire 1
09/21	Baylor	4	Preston Hodge 1, Colton Hood 1, D.J. McKinney 1, Carter Stoutmire 1
09/28	at UCF	5	Nikhai Hill-Green 1, Preston Hodge 1, Travis Hunter 1, Cam'Ron Silmon-Craig 1, Jaylen Wester 1
10/12	Kansas St.	3	Nikhai Hill-Green 1, Preston Hodge 1, Cam'Ron Silmon-Craig 1
10/19	at Arizona	2	Shilo Sanders 1, Cam'Ron Silmon-Craig 1
10/26	Cincinnati	8	Travis Hunter 4, Preston Hodge 2, Nikhai Hill-Green 1, D.J. McKinney 1
11/09		--	--
11/16		--	--
11/22		--	--
11/29		--	--
TOTALS		32	Travis Hunter 7, Preston Hodge 6, D.J. McKinney 6, Cam'Ron Silmon-Craig 3, Nikhai Hill-Green 3, Carter Stoutmire 2, Colton Hood 2, Shilo Sanders 1, Nehmier Robinson 1, Jaylen Wester 1

COLORADO FOOTBALL

Scoring Drives (Game by Game)

Game	Plays	Yards	Time	Result	Qtr	Time	Score	Play	PAT	QB
NDSU	6	75	2:42	TD	1	9:30	7-3	T. Hunter 41 yard pass by S. Sanders	A. Mata kick	Sanders
NDSU	2	75	0:44	TD	1	3:15	14-10	J. Horn 69 yard pass by S. Sanders	A. Mata kick	Sanders
NDSU	8	89	0:56	FG	2	0:00	17-20	A. Mata 27 yard field goal	—	Sanders
NDSU	5	72	2:04	TD	3	7:45	24-20	T. Hunter 13 yard pass by S. Sanders	A. Mata kick	Sanders
NDSU	17	80	8:10	TD	4	7:57	31-20	T. Hunter 3 yard pass by S. Sanders	A. Mata kick	Sanders
NEBRASKA	8	49	2:46	FG	3	10:38	3-28	A. Mata 27 yard field goal	—	Sanders
NEBRASKA	6	58	2:04	TD	4	8:45	10-28	L. Wester 5 yard pass by S. Sanders	A. Mata kick	Sanders
CSU	12	85	5:51	TD	2	5:51	7-3	L. Wester 4 yard pass by S. Sanders	A. Mata kick	Sanders
CSU	9	84	2:33	TD	2	0:58	14-3	L. Wester 34 yard pass by S. Sanders	A. Mata kick	Sanders
CSU	2	12	0:31	TD	3	10:11	21-3	T. Hunter 2 yard pass by S. Sanders	A. Mata kick	Sanders
CSU	5	55	1:28	TD	4	13:20	28-3	T. Hunter 21 yard pass by S. Sanders	A. Mata kick	Sanders
BAYLOR	11	75	6:17	TD	1	1:56	7-3	S. Sanders 2 yard rush	A. Mata kick	Sanders
BAYLOR	10	55	4:41	FG	2	6:55	10-10	A. Mata 43 yard field goal	—	Sanders
BAYLOR	5	78	1:48	TD	2	0:50	17-24	O. Miller 58 yard pass by S. Sanders	A. Mata kick	Sanders
BAYLOR	6	80	2:28	TD	3	1:00	24-24	M. Welch 2 yard rush	A. Mata kick	Sanders
BAYLOR	8	72	2:16	TD	4	0:00	31-31	L. Wester 43 yard pass by S. Sanders	A. Mata kick	Sanders
BAYLOR	7	25	—	TD	OT	—	38-31	M. Welch 1 yard rush	A. Mata kick	Sanders
UCF	11	80	5:28	TD	1	3:49	7-0	T. Hunter 23 yard pass by S. Sanders	A. Mata kick	Sanders
UCF	8	75	3:28	TD	1	0:10	14-7	W. Sheppard 47 yard pass by S. Sanders	A. Mata kick	Sanders
UCF	5	50	2:01	TD	2	12:21	21-7	D. Hayden 14 yard rush	A. Mata kick	Sanders
UCF	8	68	3:02	FG	2	0:42	24-14	A. Mata 36 yard field goal	A. Mata kick	Sanders
UCF	2	7	0:08	FG	2	0:00	27-14	A. Mata 46 yard field goal	A. Mata kick	Sanders
UCF	6	65	2:26	TD	3	1:32	34-14	M. Welch 1 yard rush	A. Mata kick	Sanders
K-STATE	9	49	4:02	TD	1	7:06	7-0	L. Wester 25 yard pass by S. Sanders	A. Mata kick	Sanders
K-STATE	7	75	2:11	TD	3	4:44	14-21	W. Sheppard 7 yard pass by S. Sanders	A. Mata kick	Sanders
K-STATE	11	72	4:37	TD	4	6:44	21-24	I. Augustave 2 yard rush	A. Mata kick	Sanders
K-STATE	2	17	0:39	TD	4	3:12	28-24	L. Wester 11 yard pass by S. Sanders	A. Mata kick	Sanders
ARIZONA	5	46	2:21	TD	1	12:37	7-0	I. Augustave 1 yard rush	A. Mata kick	Sanders
ARIZONA	9	63	4:52	TD	1	6:16	14-0	D. Miller 1 yard pass by S. Sanders	A. Mata kick	Sanders
ARIZONA	11	75	3:14	TD	1	13:03	21-7	W. Sheppard 16 yard pass by S. Sanders	A. Mata kick	Sanders
ARIZONA	7	31	1:36	TD	2	1:07	28-7	S. Sanders 6 yard rush	A. Mata kick	Sanders
ARIZONA	9	76	4:04	FG	3	5:58	31-7	A. Mata 28 yard field goal	—	Sanders
ARIZONA	4	7	1:42	FG	4	4:42	34-7	A. Mata 34 yard field goal	—	Sanders
CINCINNATI	11	64	4:54	TD	1	9:32	7-0	T. Hunter 3 yard pass by S. Sanders	A. Mata kick	Sanders
CINCINNATI	12	90	5:54	TD	1	0:00	14-7	S. Sanders 4 yard rush	A. Mata kick	Sanders
CINCINNATI	13	64	6:03	FG	2	3:28	17-14	A. Mata 28 yard field goal	—	Sanders
CINCINNATI	5	54	0:30	TD	2	0:03	24-14	T. Hunter 34 yard pass by S. Sanders	A. Mata kick	Sanders
CINCINNATI	6	62	3:10	TD	3	5:41	31-17	I. Augustave 7 yard rush	A. Mata kick	Sanders
CINCINNATI	7	60	2:11	FG	4	1:39	34-23	A. Mata 47 yard field goal	—	Sanders

COLORADO FOOTBALL

Yards By Quarter/Half/Fourth Down

COLORADO								OPPONENT								4TH DOWN		
Game	1Q	2Q	1H	3Q	4Q	2H	OT	Game	1Q	2Q	1H	3Q	4Q	2H	OT	Game	COLO	OPP
NDSU	150	123	273	152	79	231	—	504	158	84	242	44	163	207	—	449	0-1	1-1
at Nebraska	-2	116	114	76	72	148	—	260	103	110	213	94	27	121	—	334	1-3	0-0
at CSU	61	162	223	85	111	196	—	419	65	51	116	86	138	224	—	340	0-1	5-6
BAYLOR	85	131	216	107	84	191	25	432	52	121	173	57	59	116	25	314	1-2	1-2
at UCF	155	140	295	115	8	123	—	418	101	75	176	184	101	285	—	461	0-1	3-5
KSU	68	57	125	72	162	234	—	359	81	98	179	113	131	244	—	423	2-3	2-3
at Arizona	103	121	224	83	91	174	—	398	69	74	143	63	39	102	—	245	1-3	0-0
CINCINNATI	150	118	268	111	67	178	—	446	79	91	170	26	155	181	—	351	0-0	1-3
at Texas Tech																		
UTAH																		
at Kansas																		
OSU																		
Totals	770	968	1,738	801	674	1,475	25	3,236	708	713	1,412	667	813	1,480	25	2,917	5-13	13-18
Averages	96.3	121.0	217.3	100.1	84.3	184.4	25	404.5	88.5	89.1	176.5	83.4	101.6	185.0	25	364.6	—	—
High	155	162	295	152	162	234	25	504	158	121	242	184	163	285	25	461	2-3	5-6
Low	-2	57	114	72	8	123	25	260	52	51	116	26	27	116	25	245	0-1	1-3

Drive Engineering

COLORADO										OPPONENT										Time In Lead			Big Lead	
Game	No.	TD	FG-A	Punt	Dwn	TO	Saf	Clk	Pts	No.	TD	FG-A	Punt	Dwn	TO	Saf	Clk	Pts		CU	Tied	Opp	CU	Opp
NDSU	9	4	1-1	2	1	1	0	0	31	9	3	2-2	3	0	0	0	1	26		34:24	2:48	22:48	11	6
at Nebraska	13	1	1-3	5	2	2	0	0	10	12	3	0-1	7	0	0	0	1	28		0:00	4:26	55:34	0	28
at CSU	11	4	0-1	4	1	1	0	0	28	12	1	1-2	4	0	4	0	0	9		35:51	7:39	17:30	25	3
BAYLOR	15	5	1-1	7	1	0	0	1	38	13	4	1-2	6	1	1	0	0	31		2:30	17:15	40:15	7	14
at UCF	13	6	2-2	3	1	1	0	1	48	13	3	0-1	3	2	4	0	0	21		45:21	14:39	0:00	27	0
KSU	10	4	0-0	3	1	1	0	1	28	10	4	1-1	3	0	1	0	1	31		7:20	21:46	30:54	7	14
at Arizona	13	4	2-2	2	1	3	0	1	34	13	1	0-1	6	0	3	0	1	7		57:37	2:37	0:00	27	0
CINCINNATI	10	4	2-2	3	0	0	0	1	34	9	3	1-1	3	2	0	0	0	23		42:28	17:32	0:00	17	0
at Texas Tech																								
UTAH																								
@ Kansas																								
OSU																								

All-Purpose Yards (100+)

Player	Pos	G	Rush	Rec	PR	KR	IR	FR	Plays	Yards	AvgP	AvgG
Travis Hunter	ATH	8	0	757	0	0	38	0	63	795	12.61	99.4
Jimmy Horn Jr.	WR	8	3	434	72	118	0	0	45	627	13.93	78.4
LaJohntay Wester	WR	8	0	501	32	0	0	0	47	533	11.34	66.6
Will Sheppard	WR	8	0	390	0	0	0	0	27	390	14.44	48.8
Isalah Augustave	RB	7	271	24	0	0	0	0	68	295	4.34	42.1
Dallan Hayden	RB	6	167	68	0	0	0	0	57	235	4.12	39.2
Omarion Miller	WR	6	0	216	0	0	0	0	10	216	21.60	36.0
Micah Welch	RB	6	121	21	0	0	0	0	29	142	4.89	23.7
Drelon Miller	WR	8	11	105	0	0	0	0	21	116	5.52	14.5
Charlie Offerdahl	RB	8	99	12	0	0	0	0	24	111	4.63	13.9
Colton Hood	CB	7	0	0	0	0	105	0	2	105	52.5	13.1

COLORADO FOOTBALL

Sacks For Zero

Player	NDSU	NU	CSU	BAY	UCF	KSU	Ariz	Cin	TTU	UTAH	KAN	OSU	Total
None													

Tackles For Zero

Player	NDSU	NU	CSU	BAY	UCF	KSU	Ariz	Cin	TTU	UTAH	KAN	OSU	Total
Bentley	1		2				1	2					6
Hill-Green				1	1	1	1						4
Green					1	1	1						3
Chid. Nwankwo					1	1	1						3
Cokes			1				1						2
McKinney					1		1						2
Slimon-Craig				1			1						2
Woods	2												2
Barnes			1										1
Hunter				1									1
Walker					1								1

Quarterback Chasedown (QB Tackled Past LOS, But No First Down)

Player	NDSU	NU	CSU	BAY	UCF	KSU	Ariz	Cin	TTU	UTAH	KAN	OSU	Total
Okunlola		1	1		1								3
Walker			2										2
Bentley	1												1
Buell			1										1
Sanders	1												1
Silmon-Craig		1											1
Woods	1												1

Third Down Stops

Player	NDSU	NU	CSU	BAY	UCF	KSU	Ariz	Cin	TTU	UTAH	KAN	OSU	Total
Silmon-Craig		3	3	3	1	2		2					14
C. Hood			2	1	1		1	1					6
Hunter	1	1	1		1			2					6
Hill-Green			1	1		1	2						5
Woods	2	1	1	1									5
McCoy					2	1		1					4
McKinney		1			1		1	1					4
Hodge				1	2								3
Wade							3						3
Bentley	1		1										2
Cokes			1	1									2
Hayes	1			1									2
Chid. Nwankwo	2												2
Okunlola			1				1						2
Stoutmire		1		1									2
Buell			1										1
Brown		1											1
Green						1							1
Keith					1								1
McNeill				1									1
Wester					1								1

Fourth Down Stops (included above)

Player	NDSU	NU	CSU	BAY	UCF	KSU	Ariz	Cin	TTU	UTAH	KAN	OSU	Total
Hill-Green					1			1					2
Green				1									1
C. Hood						1							1
Hodge						1							1
Hunter			1										1
Silmon-Craig								1					1

Bufs In The Charts

SEASON PASS YARDS

Rk	Name, Season	Yards
1.	Sheduer Sanders, 2023	3,230
2.	Sefo Liufau, 2014	3,200
3.	Koy Detmer, 1996	3,156
4.	Steven Montez, 2017	2,975
5.	Tyler Hansen, 2011	2,883

CAREER PASS YARDS

Rk	Name, Season	Yards
1.	Steve Montez, 2016-19	9,649
2.	Sefo Liufau, 2013-16	9,568
3.	Cody Hawkins, 2007-10	7,409
4.	Joel Klatt, 2002-05	7,375
5.	Kordell Stewart, 1991-94	6,481
6.	Shedeur Sanders, 2023-24	5,821

SEASON PASS TDs

Rk	Name, Season	TDs
1.	Sefo Liufau, 2014	28
2.	Shedeur Sanders, 2023	27

CAREER PASS TDs

Rk	Name, Season	TDs
1.	Steven Montez, 2016-19	63
	Cody Hawkins, 2007-10	63
3.	Sefo Liufau, 2013-16	60
4.	Shedeur Sanders, 2023-24	48
5.	Joel Klatt, 2002-05	46

SEASON PASS EFFICIENCY

Rk	Name, Season	EFF
1.	Koy Detmer, 1995	189.4
2.	Darian Hagan, 1989	161.6
3.	Shedeur Sanders, 2023	151.7

SEASON ATTEMPTS

Rk	Name, Season	Att
1.	Sefo Liufau, 2014	498
2.	Shedeur Sanders, 2023	430
3.	Cody Hawkins, 2007	424

SEASON COMPLETIONS

Rk	Name, Season	Comp
1.	Sefo Liufau, 2014	325
2.	Shedeur Sanders, 2023	298

SEASON COMPLETION PCT

Rk	Name, Season	Comp %
1.	Shedeur Sanders, 2024	73.3
2.	Shedeur Sanders, 2023	69.3
	Koy Detmer, 1995	68.4
3.	Tyler Hansen, 2010	68.3

300-Yard Passing Games

Rk	Name, Season	Games
1.	Steven Montez, 2016-19	13
2.	Sefo Liufau, 2013-16	11
3.	Shedeur Sanders, 2023-24	10
4.	Koy Detmer 1992-96	7

SEASON TOTAL PLAYS

Rk	Name, Season	Plays
1.	Sefo Liufau, 2014	567
2.	Shedeur Sanders, 2023	541

SEASON TOTAL OFFENSE

Rk	Name, Season	Yards
1.	Sefo Laufau, 2014	3,336
2.	Steven Montez, 2017	3,313
3.	Shedeur Sanders, 2023	3,153
4.	Koy Detmer, 1996	3,150

CAREER TOTAL OFFENSE

Rk	Name, Season	Yards
1.	Steven Montez, 2016-19	10,609
2.	Steven Montez, 2013-16	10,509
3.	Kordell Stewart, 1991-94	7,770
9.	Shedur Sanders, 2023-24	5,726

CAREER RUSHING YARDS

Rk	Name, Season	Rush Yds
1.	Eric Bieniemy, 1987-90	3,940

CAREER QB RUSHING

Rk	Name, Season	Rush Yds
1.	Darian Hagan, 1988-91	2,271
2.	Byron White, 1935-37	1,864
26	Joe Duenas, 1971-73	425
—	Shedeur Sanders, 2023-24	372

SEASON RECEPTIONS

Rk	Name, Season	Rec
1.	Nelson Spruce, 2014	106
2.	Nelson Spruce, 2015	89
3.	Laviska Shenault, 2018	86
4.	Paul Richardson, 2013	83
5.	D.J. Hackett, 2003	78
6.	Michael Westbrook, 1992	76
	Scotty McKnight, 2009	76
8.	Xavier Weaver, 2023	68
9.	Devin Ross, 2016	66
14.	Travis Hunter, 2024	60
17.	Jimmy Horn Jr., 2023	58
18.	Travis Hunter, 2023	57

CAREER RECEPTIONS

Rk	Name, Seasons	Rec
1.	Nelson Spruce, 2012-15	294
2.	Scotty McKnight, 2007-10	215
3.	Shay Fields, 2014-17	190
4.	Michael Westbrook, 1991-94	167
5.	Paul Richardson, 2010-13	156
16.	Travis Hunter, 2023-24	117
25.	Jimmy Horn Jr., 2023-24	91

SEASON RECEIVING YARDS

Rk	Name, Season	Rec Yds
1.	Paul Richardson, 2013	1,343
2.	Nelson Spruce, 2014	1,198
3.	Charles E. Johnson, 1992	1,149
4.	Rae Carruth, 1996	1,116
5.	Charles E. Johnson, 1993	1,082
6.	Michael Westbrook, 1992	1,060
7.	Nelson Spruce, 2015	1,063
8.	D.J. Hackett, 2003	1,013
9.	Laviska Shenault, 2018	1,011
10.	Rae Carruth, 1995	1,008
11.	Xavier Weaver, 2023	908
12.	Scott McKnight, 2009	893
13.	Derek McCoy, 2003	883
20.	Travis Hunter, 2024	757
—	Travis Hunter, 2023	721
—	Jimmy Horn Jr., 2023	567

CAREER RECEIVING YARDS

Rk	Name, Seasons	Rec Yds
1.	Nelson Spruce, 2012-15	3,347
2.	Shay Fields, 2014-17	2,552
3.	Michael Westbrook, 1991-94	2,548
4.	Rae Carruth, 1992-96	2,540
5.	Scotty McKnight, 2007-10	2,521
16.	Travis Hunter, 2023-24	1,478
38.	Jimmy Horn, 2023-24	994

SEASON RECEIVING TDs

Rk	Name, Seasons	Rec TDs
1.	Nelson Spruce, 2014	12
2.	Derek McCoy, 2003	11
3.	Paul Richardson, 2013	10
8.	Travis Hunter, 2024	8
13.	LaJohntay Wester, 2024	7
18.	Jimmy Horn Jr., 2023	6
	Travis Hunter, 2024	6

CAREER RECEIVING TDs

Rk	Name, Seasons	Rec TDs
1.	Nelson Spruce, 2012-15	23
2.	Rae Carruth, 1992-96	22
	Scotty McKnight, 2007-10	22
11.	Travis Hunter, 2023-24	14

SEASON ALL-PURPOSE

Rk	Name, Season	Yds
1.	Rashaan Salaam, 1994	2,394
2.	Josh Smith, 2008	1,987
3.	Byron White, 1937	1,970

SEASON FIRST DOWNS

Rk	Name, Season	FDs
1.	Sefo Liufau, 2014	162
2.	Shedeur Sanders, 2023	156
3.	Steven Montez, 2017	155
	Steven Montez, 2018	155

SEASON PASSING 1ST DN

Rk	Name, Season	1st DN
1.	Sefo Liufau, 2014	150
2.	Koy Detmer, 1996	140
3.	Shedeur Sanders, 2023	138

CAREER PUNTING

Rk	Name, Seasons	Avg Yds
1.	Mark Mariscal, 1999-02	46.79
2.	Josh Watts, 2020-21	45.78
3.	Barry Helton, 1984-87	44.92
4.	Keith English, 1985-88	44.67
5.	Zack Jordan, 1950-52	44.62
6.	John Torp, 2002-05	44.61
8.	Mark Vassett, 2023-24	44.23

SEASON PUNTS

Rk	Name, Seasons	Punts
1.	Art Woods, 1981	76
	Darragh O'Neill, 2012	76
3.	Darragh O'Neill, 2011	72

SEASON PUNT AVERAGE

Rk	Name, Seasons	Avg Yds
1.	Mark Mariscal, 2002	48.21
2.	Zack Jordan, 1950	48.16
3.	Mitch Berger, 1992	47.0
4.	John Torp, 2004	46.3
5.	Barry Helton, 1985	46.0
17.	Mark Vassett, 2024	43.9

SEASON FORCED FUMBLES

Rk	Name, Seasons	FF
1.	Jashon Sykes, 1999	7
2.	Barry Remington, 1985	6
7.	Shilo Sanders, 2023	4

Players

59-113

<i>Shedeur Sanders</i>	60-61
<i>Travis Hunter</i>	62
<i>Receivers</i>	63
<i>Running Backs</i>	64
<i>Offensive Line</i>	65
<i>Front Seven</i>	66
<i>Secondary</i>	67
<i>Special Teams</i>	68
<i>2024 Honors</i>	69-70
<i>Participation</i>	71-72
<i>Season & Career Stats</i>	73-75
<i>Miscellaneous Offense Stats</i>	76
<i>Game by Game Passing</i>	77
<i>Game-by-Game Receiving</i>	78-79
<i>Game-by-Game Rushing</i>	80
<i>Game-by-Game Defense</i>	81-85
<i>Game-by-Game Field Goals</i>	86
<i>Defensive Summaries</i>	87-88
<i>Player Game-by-Game Career Stats</i>	89-113

Game/Season Rankings

CAREER PASSING YARDS

Rk.	Name, Season	Yards
1.	Steven Montez, 2016-19	9,649
2.	Sefo Liufau, 2013-16	9,568
3.	Cody Hawkins, 2007-10	7,409
4.	Joel Klatt, 2002-05	7,375
6.	Shedeur Sanders, 2023-24	5,821

CAREER PASSING TOUCHDOWNS

Rk.	Name, Season	TDs
1.	Cody Hawkins, 2007-10	63
	Steven Montez, 2016-19	63
3.	Sefo Liufau, 2013-16	60
4.	Shedeur Sanders, 2023-24	48

SEASON PASSING YARDS

Rk.	Name, Season	Yards
1.	Koy Detmer, 1996	3,527
2.	Shedeur Sanders, 2023	3,230
3.	Sefo Liufau, 2014	3,200

SEASON PASSING TOUCHDOWNS

Rk.	Name, Season	TDs
1.	Sefo Liufau, 2014	28
2.	Shedeur Sanders, 2023	27

SEASON COMPLETION PERCENTAGE

Rk.	Name, Season	%
1.	Shedeur Sanders, 2024	73.3
2.	Shedeur Sanders, 2023	69.3
2.	Koy Detmer, 1995	68.4

SEASON QB RATING

Rk.	Name, Season	Rating
1.	Koy Detmer, 1995	189.4
2.	Darian Hagan, 1989	161.6
3.	Shedeur Sanders, 2023	151.7

SEASON COMPLETIONS

Rk.	Name, Season	Comp.
1.	Sefo Liufau, 2014	325
2.	Shedeur Sanders, 2023	298

SEASON ATTEMPTS

Rk.	Name, Season	Att.
1.	Sefo Liufau, 2014	498
2.	Shedeur Sanders, 2023	430

GAME PASSING YARDS

Rk.	Name, Date, Opp	Yards
1.	Shedeur Sanders, 9/2/23, @ TCU	510
2.	Tyler Hansen, 9/10/11 vs. Cal	474
6.	Shedeur Sanders, 8/29/23 vs. NDSU	445
t12.	S. Sanders, 10/13/23 vs. Stanford	400

GAME COMPLETIONS

Rk.	Name, Date, Opp	Comp
1.	Sefo Liufau, 9/27/14 @ Cal	46
2.	Joel Klatt, 10/11/03 vs. KU (OT)	38
	Shedeur Sanders, 9/2/23 @ TCU	38
	Shedeur Sanders, 9/16/23 vs. CSU (20T)	38
5.	Sefo Liufau, 10/31/15 @ UCLA	37

Shedeur Sanders

Shedeur Sanders Makes Plays in All Situations

Shedeur Sanders' impact can't alone be explained by surface level stats, and when you look at clutch situations, a clearer understanding of his impact truly unfolds.

Starting off games Shedeur is one of the best in the first quarter. He leads the country with a completion percentage of 83.1%. In the first 15 minutes of games he is fifth with seven touchdown passes. Wrapping all the stats into one he is ranked seventh in passer rating of those who have thrown at least 60 passes with a 192.20 QB rating.

When a drive and a game need a big play to be made on third down, Sanders is at the top of the list of quarterbacks you want making the decisions. On third downs Shedeur is 43-of-67 (.642) for 698 yards good for fourth in the nation and seven touchdowns tied for second among all QB's. It's not just that he is completing passes and moving the chains, on third down Sanders leads the nation in passes of at least 25 yards with nine. Making the right decisions leads him to the fourth highest QB rating among quarterbacks with at least 50 attempts.

Getting more into the details of what makes him stand out among the rest of the nations quarterbacks, in third-and-1-3, he completes 7-of-8 (.875) passes for 121 yards and four touchdowns. His touchdowns (4) and his QB rating (379.55) lead the country. When teams load the box expecting a run, Sanders finds ways to complete passes and convert them to touchdowns.

In all situations Sanders completes passes at an extremely high clip. He is second on first down with at least 100 attempts, third against conference opponents and first in the Big 12, third in wins for those that are bowl eligible, third in road/neutral site games with at least 100 attempts, third when the game is tied, and second in the month of October. No matter what the game brings, he continues to stay calm and complete passes and move the chains.

He is also great when the Buffs are trailing by one score, hitting on 58-of-81 (.716) passes for 798 yards with six touchdowns and two interceptions and a QB rating of 173.87. He leads the country in throws of 25 yards or more with 10 and his QB rating is third of those with at least 50 attempts.

In all situations Shedeur is one of the best, that holds true with his completion percentage of 73.3 is tied for second in the country, while his passing yards per game at 324.0 is good for seventh in the NCAA.

Some Shedeur Situational Statistics:

Situation	Att	Comp	Pct.	Yards	TD	Int	Rating	First
All Plays	300	220	.733	2591	21	6	164.98	109
First Half	172	128	.744	1481	12	3	166.27	63
Second Half/OT	128	92	.719	1110	9	3	163.23	46
First Quarter	65	54	.831	617	7	2	192.20	25
Second Quarter	107	74	.692	864	5	1	150.54	38
Third Quarter	61	45	.738	599	4	1	174.62	24
Fourth Quarter	65	45	.692	499	5	2	152.95	21
Overtime	2	2	1.00	12	0	0	150.40	1
First Down	127	99	.780	1007	7	2	159.59	42
Second Down	99	74	.747	849	7	0	170.12	36
Third Down	67	43	.642	698	7	3	177.21	28
Third & 10-Plus	25	15	.600	346	2	2	186.66	9
Fourth Down	7	4	.571	37	0	1	72.97	3
Opposite Red Zone (1-20)	27	20	.741	263	0	2	141.08	12
Own 21-39	84	64	.762	756	1	0	155.72	27
40-40	87	67	.770	916	4	0	180.62	36
Opp 39-21	62	42	.677	504	5	2	156.18	26
Red Zone	40	27	.675	152	11	2	180.17	8
Winning 15+	31	22	.710	207	1	1	131.26	10
Winning 8-14	30	22	.733	234	2	1	154.18	10
Winning 1-7	45	33	.733	381	5	0	181.12	16
Tied	56	46	.821	464	4	1	171.74	22
Losing 1-7	81	58	.716	798	6	2	173.87	30
Losing 8-14	29	21	.724	299	2	1	174.87	11
Losing by 15+	28	18	.643	208	1	0	138.47	10

Career Passing Stats

COMPLETIONS

Player	'21	'22	'23	'24	Career
Sanders	272	344	298	220	1,134
Staub			23		23
Wade		16			16
Taylor III			5		5
Horn Jr.			1		1

PASSING YARDS

Player	'21	'22	'23	'24	Career
Sanders	3,231	3,752	3,230	2,591	12,804
Staub			254		254
Wade		98			98
Taylor III			44		44
Horn Jr.			30		30

PASSING TOUCHDOWNS

Player	'21	'22	'23	'24	Career
Sanders	30	40	27	21	118
Staub			1		1
Horn Jr.			1		1

GAMES WITH 30+ COMPLETIONS

Player	'21	'22	'23	'24	Career
Sanders	1	6	5	2	14

GAMES WITH 40+ COMPLETIONS

Player	'21	'22	'23	'24	Career
Sanders	0	1	0	0	1

GAMES WITH 300+ YARDS

Player	'21	'22	'23	'24	Career
Sanders	3	6	5	5	19

GAMES WITH 400+ YARDS

Player	'21	'22	'23	'24	Career
Sanders	0	1	2	1	4

GAMES WITH 500+ YARDS

Player	'21	'22	'23	'24	Career
Sanders	0	0	1	0	1

GAMES WITH MULTIPLE TDs

Player	'21	'22	'23	'24	Career
Sanders	9	9	8	7	33

GAMES WITHOUT AN INT

Player	'21	'22	'23	'24	Career
Sanders	8	8	8	3	27
Staub		1			1

GAMES WITH 75% PERCENTAGE

Player	'21	'22	'23	'24	Career
Sanders	3	6	2	4	14

GAMES WITH 150 QBR

Player	'21	'22	'23	'24	Career
Sanders	8	8	5	5	26

GAMES WITH 200 QBR

Player	'21	'22	'23	'24	Career
Sanders	1	1	1	1	4

Shedeur Sanders

Shedeur One Of Six With 10,000 Yards Since 2021 In Division I

Shedeur Sanders is one of six quarterbacks in DI ball, counting both FBS and FCS, to throw for more than 10,000 yards in the past four seasons. His 118 touchdowns are second-most in the nation and his PFF pass grade of 92.8 is one of five over 90 combined in the four seasons with at least 1,000 attempts and tops among the six with 10,000-plus yards. A look at the six:

Division I (FBS+FCS) Passing 2021-Present According to PFF

Name	Team	Comp	Att	Yards	TD	Int	PFF
Cam Ward	Miami	1,247	1,901	14,747	124	32	76.7
Seth Henigan	Memphis	1,077	1,683	13,326	95	30	84.6
Shedeur Sanders	Colorado	1,134	1,631	12,804	118	23	92.8
Will Rogers	Washington	1,252	1,815	12,550	96	25	86.3
Jaxson Dart	Ole Miss	774	1,191	10,895	73	24	90.8
Dillon Gabriel	Oregon	782	1,147	10,315	83	20	91.2

Shedeur Sanders Had One Of Best Seasons In School History

QB Shedeur Sanders turned heads in the 2023 season, particularly through the first half of the season. He finished the season in the top 10 in four major statistical categories and in the top 25 in three others. At the time of his injury, he led the nation in receptions per game at 27.1 and finished second, leading the Pac-12. He finished fourth nationally in passing yards (314.4, second in the league), eighth in completion percentage (69.3, third), 12th in passing touchdowns (27, fourth), 18th in total offense (286.6, fifth) and 24th in pass efficiency (151.7, fifth). His 9.0 touchdown/interception ratio was fourth best in the nation behind Oregon's Bo Nix (15.0, 45-3), Penn State's Drew Allar (12.5, 25-2) and LSU's Jayden Daniels (10.0, 40-4).

In terms of CU records, his 3,230 yards, 0.7 interception percentage, 9.0 touchdown/interception ratio, 151.7 quarterback rating and 69.3 completion percentage are all new school marks, and his 298 completions and 430 pass attempts both rank second all-time.

Where Shedeur Ranked In 2023

Category	Number	NCAA	P12
Passing Yards	314.4	4	2
Completion Percentage	69.3	8	3
Pass Efficiency	151.7	24	5
Passing Touchdowns	27	12	4
Completions	27.1	2	1
Points Responsible for	17.3	10	3
Total Offense	286.6	18	5

Most Yards, First X Season Gms	1	2	3	4	5
1. Shedeur Sanders, 2023	510 (1)	903 (1)	1,251 (1)	1,410 (1)	1,781 (1)
2. Shedeur Sanders, 2024	445 (2)	689 (5)	999 (2)	1,340 (2)	1,630 (2)
3. Sefo Liufau, 2014	241	559 (10)	837	1,124 (7)	1,579 (3)
4. Koy Detmer, 1996	254 (10)	618 (7)	905 (6)	1,151 (4)	1,553 (4)
5. Steven Montez, 2019	232	607 (8)	827	1,164 (3)	1,463 (5)
6. Steven Montez, 2018	338 (4)	689 (5)	855 (10)	1,082 (10)	1,410 (6)
7. Mike Moschetti, 1999	291 (6)	756 (2)	972 (3)	1,139 (6)	1,398 (7)
8. Tyler Hansen, 2011	223	697 (4)	912 (5)	1,150 (5)	1,325 (8)
9. Steven Montez, 2017	202	501	858 (9)	1,029	1,272 (9)
10. Mike Moschetti, 1999	132	423	888 (8)	1,104 (8)	1,271 (10)
Joel Klatt, 2005	283 (7)	469	697	848	1,246
Cody Hawkins, 2009	222	578 (9)	753	1,045	1,103
Connor Wood, 2013	400 (3)	741 (3)	897 (7)	1,102 (9)	1,102
Koy Detmer, 1995	267 (8)	522	948 (4)	1,054	1,054
Sam Noyer, 2020	257 (9)	512	650	742	1,000
Sefo Liufau, 2016	318 (5)	522	768	768	768

Travis Hunter

Travis Hunter is playing college football in a way that has not been done by anybody in the modern era. FOX Sports put together a list of the Top 10 two-way performers in the last 30 seasons, and despite the names on this list none have the stats, the play counts, or the style to stand with Travis Hunter.

In chronological order, they are Champ Bailey, Georgia, Charles Woodson, Michigan, Chris Gable, Ohio State, Owen Marecic, Stanford, Shaq Thompson, Washington, Nick Vigil, Utah State, Myles Jacks, UCLA, Jabrill Peppers, Michigan and Adoree' Jackson, USC.

Hunter looks to finish putting his stamp on not just Colorado, but all of college football when he's done with it. The record books that already are filled with his name will need a new section, "Only Done By Travis Hunter."

Travis Hunter Play Count

Game	Off	Def	ST	Total	Pen.	Total
TCU	61	79	7	147	4	151
Nebraska	68	57	2	127	2	129
Colorado St.	20	44	2	66	4	70
Stanford	69	80	11	160	8	168
UCLA	37	66	4	107	3	110
Oregon St.	47	71	3	121	4	125
Arizona	54	62	1	117	6	123
Wash. St.	42	44	0	86	2	88
Utah	39	65	1	105	3	108
2023 Totals	437	568	31	1,036	36	1,072
NDSU	55	69	7	131	4	135
Neb.	60	59	1	120	5	125
CSU	55	63	0	118	4	122
Baylor	79	62	1	142	9	151
UCF	56	69	0	125	3	128
Kansas St.	22	21	0	43	2	45
Arizona	40	9	1	50	3	53
Cincinnati	68	62	3	133	5	138
2024 Totals	435	414	13	862	35	897
Total	872	982	44	1,898	71	1,969

Travis Hunter Honors

2023

Paul Hornung Award Winner
Consensus First-Team All-American
First-Team Academic All-American
First-Team Academic All-American
Lott IMPACT Trophy Quarterfinalist
Bronko Nagurski Player of the Week (Week 1)
Lott IMPACT Trophy Player of the Week (Week 1)
Paul Hornung Player of the Week (Week 1)
Paul Hornung Award Honor Roll (Week 1)
Jim Thorpe Award Honorable Mention (Week 1)
Five-Time Paul Hornung Award Honor Roll
Pac-12 Defensive Player of the Week (Week 1)

2024 Pre-Season Awards

Pre-Season All-American

First-Team Cornerback - ESPN, Athlon
Phil Steele, Walter Camp, Sports Illustrated
Walter Camp First-Team All Purpose -AP, Athlon, PFF
Phil Steele, Sporting News, CFN

Pre-Season Conference

Big 12 Defensive Player of the Year
First-Team Big 12 Media (DB), USA Today
(DB/AP), Athlon (AP/CB), Phil Steele (CB)

Award Watch Lists

Walter Camp Award Watch List, Paul Hornung Award Watch List, Thorpe Award Watch List, Bronko Nagurski Trophy Watch List, Biletnikoff Award Watch List
Senior Bowl Watch List

2024

WATCH LIST PAIR-DOWNS

Lott Impact Award Quarterfinalist
Thorpe Award Semifinalist
Maxwell Watch List (Added)

MIDSEASON ALL-AMERICAN

Travis Hunter (CB) AP, CBS Sports Network, Senior Bowl

Travis Hunter (WR) Sporting News
Travis Hunter (All Purpose) AP, Athletic, College Football Network, CBS Sports

In-Season Awards

Big 12 Defensive Player of the Week (W3)
Big 12 Offensive Player of the Week (W8)
Paul Hornung Award National POW (W1)
Paul Hornung Award National POW (W3)
Paul Hornung Award National POW (W4)
Paul Hornung Award National POW (W5)
Paul Hornung Award National POW (W8)
Paul Hornung Award Honor Roll (W1)
Paul Hornung Award Honor Roll (W2)
Paul Hornung Award Honor Roll (W3)
Paul Hornung Award Honor Roll (W4)
Paul Hornung Award Honor Roll (W5)
Paul Hornung Award Honor Roll (W8)
Maxwell Award Update (W5)
Maxwell Football Club POW (W8)

Career Stats

TACKLES

Player	Fr.	Soph.	Jr.	Career
Hunter	20	31	21	72
Bailey	47	48	52	147

RECEPTIONS

Player	Fr.	Soph.	Jr.	Career
Hunter	18	57	60	135
Bailey		12	47	59

INTERCEPTIONS

Player	Fr.	Soph.	Jr.	Career
Hunter	2	3	2	7
Bailey	2	3	3	8

TOTAL TOUCHDOWNS

Player	Fr.	Soph.	Jr.	Career
Hunter	4	5	8	17
Bailey			5	5

PASS BREAKUPS

Player	Fr.	Soph.	Jr.	Career
Hunter	10	5	7	22
Bailey	7	10	10	27

RECEIVING YARDS

Player	Fr.	Soph.	Jr.	Career
Hunter	190	721	757	1,668
Bailey		234	744	978

Scrimmage Snaps, CU History

Rk.	Name	Game	Date	Snaps
1.	Travis Hunter	Stan.	10/13/23	149
2.	Travis Hunter	BAY	3/21/24	141
3.	Travis Hunter	TCU	9/2/23	140
4.	Travis Hunter	CIN	10/26/24	138
5.	Travis Hunter	NDSU	8/29/24	131
6.	Travis Hunter	Neb.	9/9/23	125
	Travis Hunter	UCF	9/28/24	125
8.	Travis Hunter	Neb.	9/7/24	120
9.	Travis Hunter	Ore. St.	11/4/23	118
	Travis Hunter	CSU	9/14/14	118

Awards Season

Hunter is the first known player to be named to a preseason watch list of both the Biletnikoff Award and Thorpe Award since Champ Bailey going into the 1998 season. Award watch lists were not as common, but it is know that Georgia pushed Bailey for both awards so Hunter could be the first to ever be on both lists. As the season progressed Bailey advanced to as a semifinalist for the Thorpe but not the Biletnikoff.

Players With 50 Receptions, 3 INTs

Against Utah in 2023, he surpassed the 50 catch mark and became the first player in at least the last 25 years of FBS with 50 receptions and three interceptions. Only Champ Bailey accomplished the 40 catch and 3 interception mark.

Name, School	Season	Rec	Int
Champ Bailey, Georgia	1998	47-744-5	4-49-0
Travis Hunter, Colorado	2023	57-721-5	3--10-0

Pass Catchers

RECEIVING YARDS

Player	'20	'21	'22	'23	'24	Career
Wester	114	702	719	1,168	501	3,204
Sheppard	30	577	776	684	390	2,457
Horn		408	551	567	434	1,953
Hunter			190	721	757	1,668
O. Miller				234	216	450
Timmons			79	195	22	296
D. Miller					105	105
Hayden			23	-2	68	89
Offerdahl			47		12	59
Smalls					41	41
Mathis					38	38
Augustave					24	24
Welch					21	21
Onovughe					1	1
Hart					-1	-1

RECEPTIONS

Player	'20	'21	'22	'23	'24	Career
Wester	17	65	62	108	39	291
Sheppard	2	43	60	47	28	179
Horn		30	37	58	33	158
Hunter			18	57	60	135
O. Miller				11	10	21
D. Miller					18	18
Timmons			3	11	4	18
Hayden			4	1	9	14
Mathis				6	0	6
Augustave					5	5
Offerdahl			2		3	5
Smalls					5	5
Welch					5	5
Hart					1	1
Onovughe					1	1

RECEIVING TOUCHDOWNS

Player	'20	'21	'22	'23	'24	Career
Wester	1	4	8	8	7	28
Sheppard		4	9	8	3	24
Hunter			4	5	8	17
Horn		1	3	6	1	11
O. Miller				1	1	2
D. Miller					1	1
Timmons			1		0	1

GAMES WITH A RECEIVING TD

Player	'20	'21	'22	'23	'24	Career
Wester	1	4	5	5	5	20
Sheppard		3	6	5	3	17
Hunter			3	4	4	11
Horn		1	2	5	1	9
O. Miller				1	1	2
D. Miller					1	1
Timmons			1		0	1

MULTIPLE RECEIVING TDs

Player	'20	'21	'22	'23	'24	Career
Sheppard		1	3	3	0	7
Wester			2	2	2	6
Hunter			1	1	3	5
Horn			1	1	0	2

100-YARD RECEIVING GAMES

Player	'20	'21	'22	'23	'24	Career
Wester		2	2	6	1	11
Hunter				3	5	8
Horn		2	1	1	1	5
Sheppard		2	1	1	0	4
O. Miller				1	1	2

150-YARD RECEIVING GAMES

Player	'20	'21	'22	'23	'24	Career
Horn			1		1	2
Hunter					1	1
Miller				1	0	1
Sheppard			1		0	1
Wester				1	0	1

200-YARD RECEIVING GAMES

Player	'20	'21	'22	'23	'24	Career
Wester				1	0	1

10-RECEPTION GAMES

Player	'20	'21	'22	'23	'24	Career
Wester		2	1	7	0	10
Hunter				2	2	4
Horn				1	0	1
Sheppard			1		0	1

LaJohntay Wester

New Top Dawg

LaJohntay Wester transferred in from Florida Atlantic (FAU) where he consistently gave defenses problems on offense as well as a returner specifically a punt returner.

- Second in career receptions with 291
- Highest returning players in receptions from 2023 where he caught 108 passes
- Has 3,204 career receiving yards, ranks 7th
- Ranks 9th in career yards after catch with 1,536
- T-8th in career receiving touchdowns with 28

Consecutive Games w/Reception

Name (Pos)	School	Total Rec.	Games
Jo'Quavious Marks (RB)	USC	251	54
LaJohntay Wester (WR)	CU	291	45
Kyle Williams (WR)	WSU	215	45
Brant Kuithe (TE)	Utah	179	41
Jaylin Noel (WR)	ISU	207	41
Brennan Presley (WR)	OSU	296	40
JP Richardson (WR)	TCU	155	37
Derwin Burgess Jr. (WR)	GSU	188	37
Andrew Armstrong (WR)	Ark.	173	36
Jordan Moore (WR)	Duke	161	36
Elijah Badger (WR)	Fla.	166	35
Raylen Sharpe (WR)	FSU	131	36
Elijah Saratt (WR)	Indiana	161	35
Kaedin Robinson (WR)	App St.	143	34

Receiving Core

Colorado has seen plenty of receivers make plays this season. Every week there is someone new making plays.

- Colorado is one of just five FBS teams to have four different players with a 100-yard receiving game this season (Miami FL, Penn State, Pitt, and UCLA). Travis Hunter, Jimmy Horn Jr., Omarion Miller, and LaJohntay Wester have all recorded 100-yard receiving games for the Buffs this year.
- Colorado is one of only two schools with two receivers in the top 15 in active career receiving touchdowns in Will Sheppard and LaJohntay Wester.
- Colorado is one of two schools in the country with two receivers in the top 15 in receiving touchdowns (at least seven) including Ohio State. Hunter has eight and Wester has seven.
- So far this season Colorado has three players with at least 30 receptions for at least 400 yards in Jimmy Horn Jr., Travis Hunter, and LaJohntay Wester. Will Sheppard is only two receptions and 10 yards away from adding another to that list.

On the Ground

Isaiah Augustave

Isaiah Augustave a transfer from Arkansas, has began to take the bulk of the carries for the Buffs as he continues to get comfortable at Colorado.

- He currently leads the team in rushing yards with 271 on 63 carries. He has chipped in five receptions for 24 yards.
- Augustave has scored touchdowns in each of the last three games.
- Last game he put up CU season high's with 22 carries for 91 yards and a touchdown. It's his second-highest rushing total of his career, having a 100-yard game while at Arkansas.
- Against Arizona he had a season high in carries and produced with 14 carries for 53 yards and a touchdown.

Dallan Hayden

Dallan Hayden transferred from Ohio State where he saw time during his true freshman season for the Buckeyes. He had three 100-yard games and scored five touchdowns. This included a start in the College Football Semifinals against Georgia in 2022. He looks to use his experience to boost the Buffs running game.

- Currently has 167 rushing yards and one touchdown on 48 carries. Hayden has added nine receptions for 68 yards through the air.
- His first touchdown as a Buff was a 14 yard dash against UCF. That marked the longest touchdown run by a Colorado running back since November 26, 2022 against Utah where Anthony Hankerson had a 23 yard rushing touchdown.
- Hayden leads the Buffs in career rushing yards after his time at Ohio State with 830 rushing yards.

Micah Welch

Micah Welch came to Colorado as a three-star prospect overlooked by the recruiting services and other schools, but has already made a name for himself as a true freshman.

- Currently has 24 carries for 121 yards and tied for the team best three rushing touchdowns.
- Has also added five receptions for 21 yards out of the backfield.
- Welch has missed most of the last three games with injury.
- For rushing yards he is fifth in the Big 12 for true freshman running backs.
- In overall rushing touchdowns among freshman in the Big 12 he is first.

Charlie Offerdahl

Charlie Offerdahl is a Colorado kid who went to high school at Dakota Ridge in Littleton. He joined the Buffs as a walk-on in 2021.

- Charlie was given a scholarship prior to the 2024 spring game on April 27.
- Offerdahl was the first running back in the game in week one against NDSU and officially started the game in week two against Nebraska.
- This season he has 21 carries for 99 yards.

- His 150 rushing yards in 2022 are the most in school history by a walk-on.
- His 55 rushing yards against Minnesota in 2022 are the third most ever by a walk-on in a single game.
- His 36 yard reception against Arizona in 2022 was the longest by a walk-on since junior TE Scott Fernandez had a 71-yard reception at Arizona in 2012.

Running Backs

RUSHING YARDS

Player	'20	'21	'22	'23	'24	Career
Hayden			553	110	167	830
Augustave				202	271	473
Offerdahl			150	11	99	260
Wester	34	29	106	44	0	213
Horn		12	95	18	3	128
Welch					121	121
Sanders		-17	174	-77	-32	58
D. Miller					11	11
Hunter			-10		0	-10
Staub				-26	4	-22

CARRIES

Player	'20	'21	'22	'23	'24	Career
Sanders		103	85	111	61	360
Hayden			111	19	48	178
Augustave				35	63	98
Offerdahl			37	2	21	60
Wester	8	5	15	8	0	36
Welch					24	24
Horn		5	9	2	1	17
Staub				11	3	14
D. Miller					3	3
Hunter			1		1	2

RUSHING TOUCHDOWNS

Player	'20	'21	'22	'23	'24	Career
Sanders		3	6	4	3	16
Hayden			5	1	1	7
Augustave				1	3	4
Welch					3	3
Wester			1	1	0	2
Horn			1		0	1

GAMES WITH A RUSHING TD

Player	'20	'21	'22	'23	'24	Career
Sanders		3	4	4	3	14
Hayden			3	1	1	5
Augustave				1	3	4
Welch					2	2
Wester			1	1	0	2
Horn			1		0	1

MULTIPLE RUSHING TDs

Player	'20	'21	'22	'23	'24	Career
Sanders			2		0	2
Hayden			1		0	1
Welch					1	1

100-YARD RUSHING GAMES

Player	'20	'21	'22	'23	'24	Career
Hayden			3		0	3
Augustave				1	0	1

150-YARD RUSHING GAMES

Player	'20	'21	'22	'23	'24	Career
None						

COLORADO FOOTBALL

Offensive Line

OFFENSIVE LINE COMBINATIONS

Left Tackle	Left Guard	Center	Right Guard	Right Tackle	Total Plays
J. Seaton	T. Brown	H. Zilinskas	K. Benson	P. Houston	176
J. Seaton	J. Mayers	H. Zilinskas	K. Benson	T. Brown	119
J. Seaton	T. Brown	H. Zilinskas	K. Harden	P. Houston	97
J. Seaton	T. Brown	H. Zilinskas	K. Harden	K. Benson	61
J. Seaton	J. Mayers	H. Zilinskas	K. Benson	P. Houston	43
J. Seaton	T. Brown	H. Zilinskas	J. Mayers	K. Benson	41
J. Seaton	J. Mayers	H. Zilinskas	K. Harden	P. Houston	26
J. Seaton	T. Brown	H. Zilinskas	J. Mayers	P. Houston	11
J. Seaton	J. Mayers	C. Cleveland	K. Benson	P. Houston	11
W. Hummel	Y. Attia	C. Cleveland	Z. Owens	B. Reznik	5
J. Seaton	T. Brown	C. Cleveland	K. Harden	P. Houston	3
P. Houston	T. Brown	H. Zilinskas	J. Mayers	K. Benson	3
W. Hummel	Z. Owens	Y. Walker	J. Mayers	B. Reznik	3

INDIVIDUAL PLAY COUNTS

Player	NDSU	NEB	CSU	BAY	UCF	KSU	ARI	CIN	TTU	UTAH	KAN	OKST	Total
J. Seaton	57	62	68	83	58	59	68	71	—	—	—	—	526
H. Zilinskas	57	62	68	83	61	59	54	71	—	—	—	—	515
T. Brown	57	62	68	83	61	59	28	31	—	—	—	—	449
P. Houston	—	—	68	43	61	59	68	71	—	—	—	—	370
K. Benson	57	62	68	79	—	—	40	31	—	—	—	—	337
J. Mayers	57	62	—	44	6	—	40	40	—	—	—	—	249
K. Harden	—	—	—	—	61	59	28	40	—	—	—	—	188
C. Cleveland	—	—	—	—	—	—	19	—	—	—	—	—	19
W. Hummel	—	—	—	—	3	—	5	—	—	—	—	—	8
Z. Owens	—	—	—	—	3	—	5	—	—	—	—	—	8
B. Reznik	—	—	—	—	3	—	5	—	—	—	—	—	8
Y. Attia	—	—	—	—	—	—	5	—	—	—	—	—	5
Y. Walker	—	—	—	—	3	—	—	—	—	—	—	—	3

SACKS ALLOWED

Player	NDSU	NEB	CSU	BAY	UCF	KSU	ARI	CIN	TTU	UTAH	KAN	OKST	Total
P. Houston	—	—	0	2	1	1	1	0	—	—	—	—	5
J. Seaton	0	2	0	0	1	0	0	0	—	—	—	—	3
K. Benson	0	1	0	1	—	—	0	0	—	—	—	—	2
H. Zilinskas	0	1	0	1	0	0	0	0	—	—	—	—	2
T. Brown	0	0	0	0	0	1	0	0	—	—	—	—	1
C. Cleveland	—	—	—	—	—	—	0	—	—	—	—	—	0
J. Mayers	0	0	—	0	0	—	0	0	—	—	—	—	0
K. Harden	—	—	—	—	0	0	0	0	—	—	—	—	0

QB HITS ALLOWED

Player	NDSU	NEB	CSU	BAY	UCF	KSU	ARI	CIN	TTU	UTAH	KAN	OKST	Total
H. Zilinskas	1	0	0	1	0	1	0	0	—	—	—	—	3
J. Seaton	0	2	0	0	0	0	0	0	—	—	—	—	2
K. Harden	—	—	—	—	1	1	0	0	—	—	—	—	2
K. Benson	0	0	0	0	—	—	0	1	—	—	—	—	1
P. Houston	—	—	0	1	0	0	0	0	—	—	—	—	1
T. Brown	0	0	0	1	0	0	0	0	—	—	—	—	1
J. Mayers	0	1	—	0	0	—	0	0	—	—	—	—	1
C. Cleveland	—	—	—	—	—	—	0	—	—	—	—	—	0

HURRIES ALLOWED

Player	NDSU	NEB	CSU	BAY	UCF	KSU	ARI	CIN	TTU	UTAH	KAN	OKST	Total
P. Houston	—	—	0	2	1	2	2	1	—	—	—	—	8
J. Seaton	0	2	0	0	1	2	0	0	—	—	—	—	5
H. Zilinskas	0	1	0	1	0	1	1	0	—	—	—	—	4
K. Benson	0	1	0	1	—	—	0	0	—	—	—	—	2
T. Brown	0	0	0	0	0	1	0	0	—	—	—	—	1
C. Cleveland	—	—	—	—	—	—	0	—	—	—	—	—	0
J. Mayers	0	0	—	0	0	—	0	0	—	—	—	—	0
K. Harden	—	—	—	—	0	—	0	0	—	—	—	—	0

The Blindsides

Jordan Seaton

Jordan Seaton came to Colorado as highly regarded as any player to come to Boulder.

- A consensus five-star prospect by the recruiting services.
- Unanimous top-ranked tackle in the Class of 2024.
- Seaton is the first true freshman to start at tackle in a season opener in CU history. In the Big 12, the last true freshman tackle to start a season opener was Texas' Kelvin Banks in 2022. Utah's Spencer Fano also did so last year.
- Named to the On3 Midseason Freshman All-American team.
- Named to the Shaun Alexander Freshman Player of the Year Hot 37 watchlist.
- Has played the most snaps on the offensive line with 526 through eight games.
- In 382 pass blocking snaps, Seaton has allowed a sack .79% of pass plays. He has only allowed one sack since week two.
- According to PFF Seaton has not allowed a QB hit since week two.
- Named a semifinalist for the Shaun Alexander Freshman of the Year.

Freshman Phenom

Seaton has continued to prove the hype was justified. Here are a few stats to prove how far ahead he is, of all lineman with at least 300 snaps:

- Ranks 18th Among all NCAA tackles with a PFF pass blocking grade of 82.3.
- His PFF grade also ranks 2nd of all Big 12 tackles.
- 8th for all Big 12 lineman.
- 26th for all Power Five lineman.
- 8th for all Power Five tackles.
- He one of only two power five lineman to play at least 300 snaps.
- He is one of just six freshman lineman in all the NCAA to play at least 300 snaps.

Front Seven

EDGE DEFENDERS

From the words of hall of famer and Senior Quality Control for Defense Warren Sapp, "We got five ends on a two-lane highway, so the depth of talent is pushing everyone."

SACK PARTY

Colorado had five sacks in the first four games of the season combined and has had 17 in the last four. Four Colorado players have multiple sacks in a game in the last four games, Taje McCoy (UCF), BJ Green (K-State) and Samuel Okunlola and Keaton Wade (Arizona).

TAJE MCCOY

Taje McCoy redshirted last season, and began getting consistent playing time this season. Against UCF he had his coming out party.

- Has eight tackles on the year including three sacks and three tackles for loss.
- His first two sacks came against UCF both on third down forcing UCF to punt.
- He recorded a sack for a second straight game against Kansas State.
- All three of his sacks have come on third down's, ending all three drives.

Green, Okunlola, and Walker

BJ Green, Samuel Okunlola and Arden Walker have rotated on the edge providing high quality play and ranked highly from PFF as the only trio in the top 10 of edge defenders.

(EDGE) Defensive Grades from PFF

Name (Pos)	School	DEF
T.J. Jackson (EDGE)	West Virginia	87.1
BJ Green (EDGE)	Colorado	78.2
Daylan Dotson (EDGE)	UCF	77.4
Tyrin Bradley (EDGE)	West Virginia	76.0
Cooper McDonald (EDGE)	TCU	75.0
Arden Walker (EDGE)	Colorado	74.9
Devean Deal (EDGE)	TCU	73.7
Nyjalik Kelly (EDGE)	UCF	72.8
Samuel Okunlola (EDGE)	Colorado	72.7
Brendan Mott (EDGE)	Kansas State	71.6

CHIDOZIE NWANKWO

Chidozie Nwankwo has eight tackle on the season with one sack and one-and-a-half tackles for loss. Despite being injured and missing two game he as led the interior D-Line in the games he has played.

- Reached 100 career tackles against UCF.

KEATON WADE

Keaton Wade missed the first part of the season due to injury. After working through rehab he made his season debut in heroic fashion on the road against Arizona on October 19.

- In his first game as a Buff he finished with two sacks.
- Both his sacks came on third down's ending the drives. Including his first sack as a Buff which ended the first drive of the game.

DOWNHILL THUMPERS

Linebackers have stayed the same since week two with Bentley and Hill-Green controlling the middle of the field.

NIKHAI HILL-GREEN

Hill-Green did not start week one against NDSU, but has started the last six games.

- Has 59 total tackles this season tied for first on the team, two sacks, eight tackles for loss, and three pass breakups.
- His first sack came in a goal line stand against UCF. On fourth down he took down KJ Jefferson to give the ball back to the offense.
- His overall defensive grade of 67.0 on PFF.
- According to PFF he is sixth in the Big 12 in solo tackles.

LAVONTA BENTLEY

Bentley has been a mainstay of the defense each of the last two seasons, making his mark on the team.

- Has 29 total tackles this season including six tackles for loss, one sack, and one forced fumble and two fumble recoveries.
- His forced fumble and fumble recovery came on the road against Colorado State on first and goal from the four yard line. He stripped the running back and recovered as a part of three straight turnovers forced by the defense in route to a 28-9 win.
- His 166 career tackles ranks fifth on the team.

Quarterback Hunters

GAMES WITH 10+ TACKLES

Player	'20	'21	'22	'23	'24	Career
Woods			3	1	1	5
Hill-Green				3	1	4
Bentley		1		2	0	3
Chaney				3	0	3
Wester			2		0	2

GAMES WITH AT LEAST 0.5 SACK

Player	'20	'21	'22	'23	'24	Career
Green		5	3	5	2	15
Bentley	3	1	1	5	1	11
Cokes		3	5	1	1	10
Hayes	2	2	2	3	1	10
Buell			2	5	0	7
Okunlola				5	2	7
Nwankwo	3	1	1	1	1	6
McNeill				4	1	5
Wade			2	1	1	4
Carter		1		2	0	3
Marois				3	0	3
Webb Walker				3	0	3
McCoy					2	2
Walker				1	0	1

GAMES WITH A TACKLE FOR LOSS

Player	'20	'21	'22	'23	'24	Career
Green		5	4	8	6	23
Hayes	2	6	2	7	2	19
Cokes		5	8		3	16
Bentley	3	2	1	7	2	15
Nwankwo	2	3	4	4	2	15
Hill-Green		2			4	14
Chaney		1	4	8	0	13
Buell			2	10	0	12
Okunlola				6	4	10
Brown		1	8		0	9
Carter		4		5	0	9
Wade			3	4	1	8
Brown		1	6		0	7
McNeill				6	1	7
Wester			3	4	0	7
Webb Walker				6	0	6
Chaney			1	3	0	4
Hill-Green				2	2	4
Walker			1	2	1	4
Woods			2	1	1	4
Marois				3	0	3
McCoy					2	2
Wester			1	1	0	2
Barnes					1	1
Thomas					1	1
Wiggins				1	0	1
Woods				1	0	1

GAMES WITH MULTIPLE PBU's

Player	'20	'21	'22	'23	'24	Career
Hayes				1	0	1

INTERCEPTIONS

Player	'20	'21	'22	'23	'24	Career
Woods			1	3	0	4
Wester			1	0	0	1

Secondary

Cam'Ron Silmon-Craig

- Leads the team in total tackles with 61, 48 of which are solo tackles.
- Silmon-Craig was given the "L" on his jersey to signify him as a Leader on the team.
- Finished with three tackles for loss against Nebraska setting a career high.
- The 95-yard fumble return for touchdown against UCF is tied for the second-longest fumble return in CU history behind only Ben Kelly's 96-yard fumble return for a touchdown against Kansas on September 18, 1999. The last defensive touchdown for the Buffs was Shilo Sanders 80-yard pick-six against CSU last season.
- Tied for third in the Big 12 for solo tackles and 11th in total tackles.

Shilo Sanders

In his final season of college football as well as last season with his father, Shilo has battled injuries and expectations. Sanders broke his arm the first drive of week two against Nebraska and returned against Kansas State in week five.

- In only five games he has 31 tackles with 23 unassisted, one pass breakup, and one tackle for loss.
- Sanders was given the "D" to signify being a Dawg to his teammates.

CORNERBACKS

- Of the team's six interceptions, all six of them have come from the cornerback position with Hodge and Hunter each accounting for two. Colton Hood has caught two interceptions as well to be tied for the team lead.

DJ McKinney

After spending his first two collegiate seasons at Oklahoma State, McKinney joined Colorado and Coach Prime to learn from the best. Already sporting NFL size at 6-2 190, he will look to continue showing he is ready for the league.

- Third on the team and first among cornerbacks with 48 total tackles, 34 unassisted.
- McKinney leads the Big 12 in unassisted tackles by a cornerback and is third among all defensive backs.
- Already set a new career high for tackles after posting 38 last season at Oklahoma State.

Preston Hodge

Hodge after spending a season at a junior college found himself at Liberty where he saw action in 25 games across two seasons. He made a name for himself as a slot corner and has continued that at Colorado in his last season of college football.

- Sixth on the team with 26 tackles as well as adding six pass breakups, two interceptions, and .5 tackles for loss.
- Hodge is tied for fourth in pass breakups in the Big 12 with six. Including his two interceptions he has eight passes defended good for third in the Big 12.
- Hodge currently has 19 passes broken up and four interceptions in his career.

Colton Hood

Hood only spent one season at Auburn before transferring to Colorado. After primarily playing on special teams and in Nickel and Dime packages an injury to Travis Hunter allowed Hood to shine.

- Currently has 15 tackles, two interceptions, two pass breakups, and one tackle for loss.
- After being inserted into the lineup against Kansas State, Hood came down with his first interception of his career to help put the offense in good field position to score and take the lead.
- In his first career start against Arizona and future first round pick Tetairoa McMillan he not only helped limit him to only five receptions for 38 yards, but also came down with his second career interception.

Strapped Up

GAMES WITH 10+ TACKLES

Player	'19	'20	'21	'22	'23	'24	Career
Silmon-Craig				2		2	4
Sanders		1			2	0	3
Riley					1	0	1

GAMES WITH A HALF-SACK-PLUS

Player	'19	'20	'21	'22	'23	'24	Career
Silmon-Craig				2	2	1	7
Yates					1	0	1

GAMES WITH A TACKLE FOR LOSS

Player	'19	'20	'21	'22	'23	'24	Career
Silmon-Craig				3	5	2	13
Sanders			1	3	1	1	6
Hodge					4	1	5
Yates		1	1	1	1	0	4
Hunter					2	1	3
McKinney						2	2
Smith				1	1	0	2
Hood						1	1
Stoutmire					1	0	1

GAMES WITH MULTIPLE PBU'S

Player	'19	'20	'21	'22	'23	'24	Career
Hunter				3		1	4
Sanders			2	1		0	3
Yates				2	1	0	3
Hodge					1	0	1
McKinney						1	1
Smith				1		0	1

GAMES WITH AN INTERCEPTION

Player	'19	'20	'21	'22	'23	'24	Career
S-Craig			2	2	3	0	7
Sanders			4	1	1	0	6
Hunter				2	2	2	6
Hodge					2	2	4
Jay		1	2				3
C. Hood						2	2
Smith				1			1
Yates				1			1

GAMES WITH MULTIPLE PICKS

Player	'19	'20	'21	'22	'23	'24	Career
Hunter				0	1	0	1
S-Craig			1	0	0	0	1

COLORADO FOOTBALL

Special Teams

Special Teams Participation

Player	Kick Return	Kickoff	Punt Return	Punt	Field Goal	FG Block	Total
S. Smalls	37	0	24	29	44	0	136
C. Hood	6	42	31	25	0	17	121
L. Bentley	35	7	19	22	0	23	106
C. Stoutmire	32	34	23	4	0	17	112
R. Johnson	20	37	20	29	0	0	106
B. Finneseth	13	42	11	26	0	0	92
P. Hodge	1	24	23	0	0	31	79
H. Smith	1	40	12	22	0	0	75
J. Brown	16	18	11	18	0	0	63
S. Riley	16	40	20	0	0	2	78
B. Gant	27	33	11	0	0	0	70
T. McCoy	21	9	18	7	0	5	60
J. Wester	24	24	0	0	0	0	48
D. McKinney	2	0	12	0	0	31	45
M. Pearson	35	0	13	0	0	0	48
K. Harden	0	0	0	0	44	0	44
P. Houston	0	0	0	0	44	0	44
B. Reznik	0	0	0	0	44	0	44
Z. Owens	0	0	0	0	43	0	43
C. Silmon-Craig	0	0	4	1	0	29	38
N. Hill-Green	0	0	7	0	0	27	34
Q. Wiggins	0	0	0	0	38	0	38
S. Cokes	0	0	9	0	0	21	30
B. Green	0	3	6	7	0	20	29
N. Webb-Walker	0	0	0	0	28	0	28
I. Hardge	0	23	5	6	0	3	36
C. Offerdahl	2	0	0	29	0	0	31
T. Woods	6	3	12	0	0	6	27
M. Welch	25	0	0	0	0	0	25
J. Chaney Jr.	5	11	8	0	0	0	24
S. Hart	0	0	0	24	0	0	24
N. Watson	0	27	0	0	0	0	27
A. McNeill	0	0	5	0	0	19	24
S. Okunlola	0	0	8	0	0	15	23
J. Onovughe	16	0	0	11	0	0	27
W. Hummel	0	0	0	0	24	0	24
C. Nwankwo	0	0	2	0	0	15	17
B. Hood	15	0	0	0	0	0	15
T. Johnson	0	0	0	0	14	0	14
K. Wade	0	10	7	0	6	3	26
A. Walker	2	0	2	5	0	10	19
D. Hayes	0	0	2	0	0	11	13
T. Marois	3	0	0	0	16	0	19
Shi. Sanders	0	0	0	0	0	15	15
T. Hunter	2	0	2	0	0	10	14
I. Yates	0	5	1	1	0	4	11
I. Augustave	3	5	0	0	0	0	8
T. Jay	1	7	0	0	0	0	8
A. Barnes Jr.	0	0	1	0	0	6	7
D. Hayden	5	0	0	0	0	0	5
D. Miller	4	0	0	0	0	0	4
T. Thomas	0	0	0	0	0	4	4
B. LaPenna	0	1	1	0	0	0	2
L. Wester	1	0	0	0	0	1	2
T. Carter	0	0	1	0	0	0	1
W. Sheppard	2	0	0	0	0	0	2
T. Timmons Jr.	1	0	0	0	0	0	1
J. Mayers	0	0	0	0	1	0	1
A. Waseem	0	0	1	0	0	0	1

Mark Vassett

Coffin Corner

In his first season at Colorado in 2023 Vassett was a master at placing punts right where he wanted them. His season stats are as followed:

- Punted 65 times for 2,845 yards, an average of 44.5 yards per punt with 22 inside the 20 and just three touchbacks.
- Had 16 punts of 50-plus yards, with a long of 60 and 14 of his punts were fair catches.
- His 22 punts inside the 20 led the Pac-12, and set a new CU record.
- Also set CU records for most punts inside the 10 with 12 and most punts inside the 5 with six.
- His 44.32 yards per punt average ranked 11th in CU history for a season and he currently ranks 8th for a career punt average at 44.23.

Oldest Players in CFB

Name (Pos)	School	DOB	Age
Luke Larsen (P)	ECU	7/18/1992	32
Jordan Noyes (K)	CSU	8/3/1992	32
Hugh Robertson (P)	Ill.	1/16/1993	31
Eric Goins (K)	ND	12/25/1993	30
Mark Crawford (P)	Minn.	12/28/1993	30
Colby Brewer (ED)	UNM	5/30/1995	29
Monte Harrison (WR)	Ark.	8/10/1995	29
Alex Raich (LB)	Kansas	11/17/1996	27
Mark Vassett (P)	CU	12/4/1996	27
Adam Jacklin (P)	UTEP	8/2/1997	27
David Marshall (DL)	Baylor	11/11/1997	26
Cam McCormack (TE)	Miami	4/2/1998	26
Keenan Pili (LB)	Tenn.	5/29/1998	26
Wilson Berry (P)	Ketucky	6/8/1998	26
Sylvian Yondjouen (DL)	GT	6/21/1998	26
Syrus Dumas (CB)	UTSA	10/16/1998	25
Fa'Najae Gotay (LB)	Auburn	11/12/1998	25

AUTO-MATA-IC

Junior kicker Alejandro Mata has a non-blocked field goal percentage of 87.09% going 31/35 with two blocked in his career. He also boasts a 99.09% non-blocked PAT percentage (109/110) in his career.

Mata has the highest field goal percentage in the country for kicks 30-39 yards going 13-13 tied with ten other players. He has only missed once from inside 40 yards and the field goal was blocked. On non-blocked field goals inside 40 yards he is 23-23.

Mata was named the Big 12 Special Teams Player of the Week after his performance against Arizona in week seven. He was 6-6 on all of his kicks including 2-2 on field goals.

Honors

IN SEASON HONORS

MIDSEASON ALL-AMERICAN

Travis Hunter (CB)	AP, CBS Sports Network, Senior Bowl
Travis Hunter (WR)	Sporting News
Travis Hunter (AP/FLEX)	AP, Athletic, College Football Network, CBS Sports
Jordan Seaton	On3 (True Freshmen)

WATCH LIST ADDITIONS & PAIR DOWNS

Travis Hunter	Lott Impact Award Quarterfinalist Thorpe Award Semifinalist Maxwell Watch List (Added)
Jordan Seaton	Shaun Alexander Freshman Player of the Year Watchlist Shaun Alexander Freshman Player of the Year Semifinalist
Shedeur Sanders	Johnny Unitas Golden Arm Top 25 Johnny Unitas Golden Arm Top 10 Davey O'Brien Award Class of 2024
Nakhil Webb Walker	Disney Spirit Award Nominee (Added)

PLAYERS OF THE WEEK

Travis Hunter	Paul Hornung Award National Player of the Week (W1) Paul Hornung Award Honor Roll (W1) CU Athlete of the Week (W1) Paul Hornung Award Honor Roll (W2) NFF Colorado Chapter Player of the Week (W2) Paul Hornung Award National Player of the Week (W3) Big 12 Defensive Player of the Week (W3) CU Athlete of the Week (W3) NFF Colorado Chapter Player of the Week (W3) Paul Hornung Award Honor Roll (W3) Paul Hornung Award National Player of the Week (W4) Paul Hornung Award Honor Roll (W4) CU Athlete of the Week (W4) Paul Hornung Award National Player of the Week (W5) Paul Hornung Award Honor Roll (W5) Paul Hornung Award National Player of the Week (W8) Paul Hornung Award Honor Roll (W8) Maxwell Football Club National Player of the Week (W8) Maxwell Award Update (W8) Big 12 Offensive Player of the Week (W8) NFF Colorado Chapter Player of the Week (W8) CU Athlete of the Week (W8)
Alejandro Mata	Big 12 Special Teams Player of the Week (W7)
Shedeur Sanders	Golden Arm Player of the Week (W1) Earl Campbell Tyler Rose Award Honor Roll (W1) Davey O'Brien Award Great 8 (W3) East-West Shrine Bowl Monday Morning QB (W3) Manning Award Stars of the Week (W4) Earl Campbell Tyler Rose Award POW (W5) CU Athlete of the Week (W5) CU Athlete of the Week (W6) Earl Campbell Tyler Rose Award Honor Roll (W8) Davey O'Brien Award Great 8 (W8) Manning Award Stars of the Week (W8)
Cam'Ron Silmon-Craig	CU Athlete of the Week (W2)
LaJohntay Wester	CU Athlete of the Week (W7)
Isaiah Augustave	Big 12 Newcomer of the Week (W8)

PRESEASON HONORS

PRESEASON ALL-AMERICAN

Travis Hunter	First-Team ESPN Cornerback First-Team Athlon All-Purpose Offense First-Team Athlon Cornerback First-Team Walter Camp Defensive Back First-Team PFF Flex First-Team Sports Illustrated Cornerback First-Team Phil Steele Cornerback First-Team Phil Steele All-Purpose First-Team AP All Purpose First-Team College Football Network Flex Defense First-Team Sporting News All Purpose Second-Team Phil Steele Punt Returner Second-Team College Football Network Punt Returner Freshman All-American Sports Illustrated Offensive Line True Frshman All-American On3 Offensive Tackle College Football Network - Honorable Mention
LaJohntay Wester	
Jordan Seaton	
Shedeur Sanders	

PRESEASON ALL-BIG 12

B.J. Green	First-Team Big 12 Media Defensive Line First-Team Lindy's Defensive Line First-Team CFN Edge First-Team Pick Six Defensive Line Second-Team Athlon Defensive Line Third-Team Phil Steele Defensive Tackle First-Team SIS Edge Third-Team Athlon Defensive Line Second-Team Phil Steele Defensive End First-Team Sports Info Solution Edge Honorable Mention CFN Wide Receiver First-Team Big 12 Media Defensive Back First-Team USA Today Defensive Back First-Team USA Today All-Purpose First-Team Athlon All Purpose Offense First-Team Athlon Cornerback First-Team Phil Steele Cornerback First-Team Lindy's Defensive Back First-Team CFN Cornerback First-Team Pick Six All Purpose Second-Team Lindy's Offensive Line Third Team Lindy's Defensive Line Honorable Mention CFN Defensive Line Second-Team Pick Six Defensive Line First-Team Big 12 Media Quarterback First-Team Lindy's Quarterback First-Team Pick Six Quarterback Second-Team Athlon Quarterback Second-Team Phil Steele Quarterback Second-Team CFN Quarterback Second-Team Athlon Safety Third-Team Phil Steele Safety Third-Team Lindy's Defensive Back Third-Team CFN Flex Defender Fourth-Team Athlon Offensive Line Third-Team Athlon Punter Third-Team Lindy's Punter Third-Team CFN Punter Fourth-Team Phil Steele Punter
Dayon Hayes	
Jimmy Horn Jr.	
Travis Hunter	
Tyler Johnson	
Chidoze Nwankwo	
Samuel Okunlola	
Shedeur Sanders	
Shilo Sanders	
Jordan Seaton	
Mark Vassett	

Honors

LaJohntay Wester	First-Team Athlon Punt Returner First-Team Phil Steele Punt Returner First-Team CFN Punt Returner Second-Team Athlon Wide Receiver Second-Team Phil Steele Wide Receiver Second-Team CFN Wide Receiver
Trevor Woods	Fourth-Team Athlon Linebacker

PRESEASON BIG 12 SPECIALITY AWARDS

B.J. Green	Edge Player of the Year CFN
Travis Hunter	Player of the Year CFN Defensive Player of the Year Big 12 Media Defensive Player of the Year Lindy's Defensive Player of the Year CFN Cornerback of the Year CFN
Shedeur Sanders	Offensive Player of the Year, Lindy's
LaJohntay Wester	Punt Returner of the Year CFN

PRESEASON WATCH LISTS

Lott IMPACT Trophy	Travis Hunter
Johnny Unitas Golden Arm	Shedeur Sanders
Manning Award	Shedeur Sanders
Davey O'Brien Award	Shedeur Sanders
Walter Camp Award	Shedeur Sanders
Paul Hornung Award	Travis Hunter
Thorpe Award	Travis Hunter
Bronco Nagurski Trophy	Travis Hunter
Outland Trophy	BJ Green
Wuerffel Trophy	Shane Cokes
Maxwell Award	Shedeur Sanders
Ray Guy Award	Mark Vassett
Biletnikoff Award	LaJohntay Wester Travis Hunter
Chuck Bednarik Award	BJ Green Travis Hunter
Lombardi Award	BJ Green
Shrine Bowl 1000	Shedeur Sanders, Will Sheppard, LaJohntay Wester Amari McNeill, Preston Hodge, Kahlil Benson Dayon Hayes, Tyler Johnson, Jimmy Horn Jr., BJ Green Nikhil Hill-Green, Travis Jay
Senior Bowl	Kahlil Benson, BJ Green, Dayon Hayes, Preston Hodge Jimmy Horn Jr., Travis Hunter, Shedeur Sanders Shilo Sanders, Will Sheppard, Mark Vassett LaJohntay Wester

TOP DRAFT-ELIGIBLE PLAYERS

Travis Hunter	No. 1 Overall, No. 1 AP, No. 2 CB Phil Steele No. 1 Cornerback, Lindy's No. 1 Big 12, Lindy's
Shedeur Sanders	No. 3 Overall, No. 3 QB Phil Steele No. 1 Quarterback, Lindy's No. 2 Big 12, Lindy's
Will Sheppard	No. 51 WR Phil Steele
B.J. Green	No. 37 DE Phil Steele
Amari McNeill	No. 37 DT Phil Steele
Shane Cokes	No. 67 DT Phil Steele
D.J. McKinney	No. 41 CB Phil Steele
Mark Vassett	No. 19 P Phil Steele
LaJohntay Wester	No. 1 PR Phil Steele

UNIT RANKINGS

Quarterbacks	No. 6 Phil Steele, No. 1 Big 12
Receivers	No. 7 Phil Steele, No. 1 Big 12
Defensive Line	No. 42 Phil Steele
Defensive Backs	No. 34 Phil Steele, No. 8 Big 12
Special Teams	No. 62 Phil Steele, No. 6 Big 12

TOP FRESHMEN

Jordan Seaton	No. 1 OL Phil Steele No. 2 Impact True Freshman Lindy's No. 1 OL, No. 17 Overall, No. 1 Big 12 Lindy's
Drelon Miller	No. 16 WR Phil Steele No. 19 WR, No. 100 Overall, No. 4 Big 12 Lindy's
Kam Mikell	No. 5 Big 12, Lindy's
Brandon Davis-Swain	No. 35 DL Phil Steele

TOP TRANSFERS

Samuel Okunlola	No. 54 Lindy's, Big 12 All-Transfer Team Pick Six
Quency Wiggins	No. 63 Lindy's, Big 12 All-Transfer Team Pick Six
Will Sheppard	No. 75 Lindy's, Big 12 All-Transfer Team Pick Six
Kahlil Benson	Big 12 All-Transfer Team Pick Six
B.J. Green	Big 12 All-Transfer Team Pick Six
Dallan Hayden	Big 12 All-Transfer Team Pick Six

COLORADO FOOTBALL

2024 Game-by-Game Starters

OFFENSE	WR	WR	WR/TE	WR	LT	LG	C	RG	RT	QB	RB
NDSU	Hunter	Horn	<i>Wester</i>	<i>Sheppard</i>	Seaton	<i>Mayers</i>	Zilinskas	<i>Benson</i>	<i>Brown</i>	Sanders	D. Miller (WR)
at Nebraska	Hunter	Horn	<i>Wester</i>	<i>Sheppard</i>	Seaton	Mayers	Zilinskas	Benson	Brown	Sanders	Offerdahl
at Colorado St.	Hunter	Horn	<i>Smalls</i>	<i>Sheppard</i>	Seaton	Brown	Zilinskas	Benson	<i>Houston</i>	Sanders	<i>Augustave</i>
BAYLOR	Hunter	Horn	<i>Wester</i>	<i>Sheppard</i>	Seaton	Brown	Zilinskas	Benson	Houston	Sanders	Welch
at UCF	<i>Timmons</i>	Horn	<i>Wester</i>	<i>Sheppard</i>	Seaton	Brown	Zilinskas	Harden	Houston	Sanders	D. Miller (WR)
KSU	Hunter	Horn	<i>Wester</i>	<i>Sheppard</i>	Seaton	Brown	Zilinskas	Harden	Houston	Sanders	<i>Hayden</i>
at Arizona	Hunter	Horn	<i>Wester</i>	<i>Sheppard</i>	Seaton	Brown	Zilinskas	Harden	Houston	Sanders	Augustave
CINCINNATI	Hunter	Horn	<i>Wester</i>	<i>Sheppard</i>	Seaton	Mayers	Zilinskas	Harden	Houston	Sanders	Augustave
at Texas Tech											
UTAH											
at Kansas											
OSU											

DEFENSE	DE	DT	DT	DE	ILB	ILB	N	CB	S	S	CB
NDSU	<i>Hayes</i>	<i>Chid. Nwankwo</i>	Cokes	<i>Okunlola</i>	Bentley	Woods	<i>Hodge</i>	<i>McKinney</i>	Sanders	Silmon-Craig	Hunter
at Nebraska	Hayes	Chid. Nwankwo	Cokes	Okunlola	Bentley	<i>Hill-Green</i>	Hodge	McKinney	Sanders	Silmon-Craig	Hunter
at Colorado St.	Hayes	Barnes	Cokes	<i>Green</i>	Bentley	Hill-Green	Hodge	McKinney	Stoutmire	Silmon-Craig	Hunter
BAYLOR	Okunlola	Barnes	Cokes	<i>Green</i>	Bentley	Hill-Green	Hodge	McKinney	Stoutmire	Silmon-Craig	Hunter
at UCF	Okunlola	Barnes	Cokes	Green	Bentley	Hill-Green	Hodge	McKinney	Stoutmire	Silmon-Craig	Hunter
KSU	Okunlola	Nwankwo	Cokes	Green	Bentley	Hill-Green	Hodge	McKinney	Sanders	Silmon-Craig	Hunter
at Arizona	Okunlola	Nwankwo	Cokes	Green	Bentley	Hill-Green	Hodge	McKinney	Sanders	Silmon-Craig	C. Hood
CINCINNATI	Okunlola	Nwankwo	Cokes	Green	Bentley	Hill-Green	Hodge	McKinney	Sanders	Silmon-Craig	Hunter
at Texas Tech											
UTAH											
at Kansas											
OSU											

Italics—First career start at CU; Bold—First Career Start In Collegiate Career.

Career Games Played & Games Started

PLAYER	GP	GS	CUGP	CUGS	CGS	PLAYER	GP	GS	CUGP	CUGS	CGS	PLAYER	GP	GS	CUGP	CUGS	CGS	PLAYER	GP	GS	CUGP	CUGS	CGS
ALLEN	0	0	0	0	0	HAWKINS	11	—	8	—	—	MCKINNEY	26	9	8	8	8	STOUTMIRE	17	4	17	4	0
ATTIA	1	0	1	0	0	HAYDEN	19	9	6	2	0	McNEILL	28	4	20	4	0	STOYANOVICH	3	0	3	0	0
AUGUSTAVE	18	5	7	3	2	HAYES	43	15	4	3	0	MIKELL	0	0	0	0	0	TAYLOR	5	0	0	0	0
BARDIN	0	0	0	0	0	H-GREEN	36	20	8	7	7	D. MILLER	8	2	8	2	0	K. THOMAS	0	0	0	0	0
BARNES	7	3	7	3	0	HODGE	33	18	8	8	8	O. MILLER	16	2	16	2	0	T. THOMAS	29	0	8	0	0
BAUTISTA	0	0	0	0	0	B. HOOD	4	0	4	0	0	MURPHY	0	0	0	0	0	TIMMONS	27	2	6	1	0
BENSON	30	21	6	4	0	C. HOOD	12	1	8	1	0	Cd NWANKWO	46	38	6	5	3	VASSETT	46	—	20	—	—
BENTLEY	60	18	20	16	15	T. HOOD	0	0	0	0	0	Cj NWANKWO	0	0	0	0	0	D. WADE	2	1	1	0	0
BOUZI	0	0	0	0	0	HORN	43	35	20	20	20	OFFERDAHL	28	2	28	2	0	K. WADE	27	0	2	0	0
J. BROWN	36	12	16	1	0	HOUSTON	24	22	8	6	6	OKUNLOLA	23	9	8	7	5	A. WALKER	36	5	20	2	0
T. BROWN	32	20	8	7	0	HUMMEL	33	13	4	0	0	ONOVUGHE	8	0	8	0	0	Y. WALKER	18	12	1	0	0
BUELL	26	14	4	0	0	HUNTER	25	22	17	17	14	OWENS	10	0	8	0	0	WASEEM	4	0	4	0	0
CARTER	35	5	2	0	0	JAY	21	2	5	0	0	PALAZZO	8	—	8	—	—	WATSON	6	0	6	0	0
CHANEY	38	25	4	0	0	R. JOHNSON	9	0	8	0	0	PEARSON	8	0	8	0	0	W-WALKER	17	5	5	0	0
CLEVELAND	1	0	1	0	0	T. JOHNSON	27	22	3	0	0	PONDER	0	0	0	0	0	WELCH	6	1	6	1	0
COKE	42	39	20	17	9	KEITH	5	0	5	0	0	POSADAS	0	0	0	0	0	WESTBROOK	0	0	0	0	0
COLEMAN	0	0	0	0	0	KIRKLAND	0	0	0	0	0	REZNIK	21	0	21	0	0	J. WESTER	28	7	7	0	0
D-SWAIN	1	0	1	0	0	KOPETZ	6	0	6	0	0	RILEY	15	2	7	0	0	L. WESTER	53	43	8	7	5
DEMPSEY	1	0	1	0	0	LANDERS	0	0	0	0	0	ROBINSON	2	0	2	0	0	WIGGINS	16	0	7	0	0
FEELY	15	—	15	—	—	LAPENNA	3	0	3	0	0	RUSSELL	3	0	0	0	0	WILLIAMS	0	0	0	0	0
FINNESETH	21	0	21	0	0	LOPEZ	0	0	0	0	0	She. SANDERS	45	45	19	19	8	WOODS	33	20	33	20	0
GANT	56	7	10	1	0	MARQIS	19	0	6	0	0	Shi. SANDERS	49	31	16	16	3	YATES	43	19	6	0	0
GARCIA	0	0	0	0	0	MARSH	0	0	0	0	0	SAREM	0	0	0	0	0	ZILINSKAS	19	10	19	10	8
GERLACH	2	0	2	0	0	MASSEY	1	0	0	0	0	SEATON	8	8	8	8	8	2024	1,897	768	814	279	—
GOLDBERG	1	0	1	0	0	MATA	32	—	19	—	—	SHEPPARD	51	43	8	8	8	2023 Final	1,954	716	854	271	—
GREEN	44	18	8	6	4	Ka. MATHIS	12	0	12	0	0	S-CRAIG	44	41	20	18	10						
HARDEN	19	9	19	9	4	Ko. Mathis	0	0	0	0	0	SMALLS	41	2	12	1	0						
HARDGE	9	0	9	0	0	MAYERS	41	27	6	3	1	SMITH	37	5	8	0	0						
HART	18	0	7	0	0	McCOY	12	0	12	0	0	STAUB	6	1	6	1	0						

Participation Notes

MOST GAMES PLAYED—Bentley 60, Gant 56, L. Wester 53, Sheppard 51, Shi. Sanders 49, Chid. Nwankwo 46, Vassett 46, She. Sanders 45, Hayes 43

MOST GAMES STARTED—Shedeur Sanders 45, L. Wester 43, Sheppard 43, Silmon-Craig 41, Cokes 39

MOST GAMES PLAYED AT CU—Woods 33, Offerdahl 28, Finneseth 21, Reznik 21, Horn 20

MOST GAMES STARTED AT CU—Woods 20, Horn Jr. 20, She. Sanders 19, Cam'Ron Silmon-Craig 18, Shane Cokes 17, Travis Hunter 17

CONSECUTIVE GAMES STARTED (CU ONLY)—Horn 20, Bentley 15, Hunter 14

Most Career Games Played, Start of Season: 1,470 (2024), 1,245 (2023*), 1,080 (2005), 1,072 (2016), 1,027 (2017), 924 (2001)

Most Career Games Started, Start of Season: 598 (2024*), 461 (2023*), 412 (2016), 327 (2015), 326 (2001), 313 (2010)

Fewest Career Games Played, Start of Season: 195 (2023), 674 (2012), 694 (2000), 750 (2022), 752 (2019)

Fewest Career Games Started, Start of Season: 36 (2023), 179 (2019), 182 (2004), 193 (2018), 220 (1995)

LAST TRUE FRESHMEN TO START: WR Drelon Miller, OT Jordan Seaton, RB Micah Welch (2024), RB Dylan Edwards, CB Cormani McClain, WR Omarion Miller, QB Ryan Staub, CB Carter Stoutmire, C Hank Zilinskas (2023); S Simeon Harris, QB Owen McCown, WR Chase Sowell, WR Jordyn Tyson, OG/C Van Wells (2022); CB Kaylin Moore, WR Chase Penry, CB Nikko Reed, CB Tyrin Taylor, S Trevor Woods (2021).

LAST TRUE FRESHMEN TO START AT QUARTERBACK: Ryan Staub (2023), Owen McCown (2022), Sefo Liufau (2013), Tyler Hansen (2008), Craig Ochs (2000). **IN A SEASON OPENER:** Has not occurred.

LAST TRUE FRESHMEN TO START AT RUNNING BACK: RB Micah Welch (2024), RB Dylan Edwards (2023), RB Patrick Carr (2015), Michael Adkins II (2013), Donta Abron, Christian Powell (2012); Darrell Scott (2008), Rodney Stewart (2008), Brian Lockridge (2007), Brian Calhoun (2002), Marcus Houston (2000). **IN A SEASON OPENER:** Dylan Edwards (2023); previously: Kent Kahl (1991).

LAST REDSHIRT/YEAR 2 FRESHMEN TO START: CB Colton Hood (2024); QB Maddox Kopp, RB Charlie Offerdahl, TE Erik Olsen (2022); OL Noah Fenske, OLB Devin Grant, QB Brendon Lewis, OT Jake Wiley (2021).

LAST PLAYERS TO START FOR THE FIRST TIME AS A SENIOR (NON-GRADUATE TRANSFER): DL Justin Jackson (2021); QB Sam Noyer (2020); TE Beau Bisharat, S Lucas Cooper, OLB Nu'umotu Falo, OG Jack Shutack, OLB Alex Tchangam (2019); RB Kyle Evans, S Kyle Trego (2018).

LAST PLAYERS TO START WHILE A WALK-ON: ILB Noah Young (2023); TE Michael Harrison (2023); RB Charlie Offerdahl (2022); TE Matt Lynch (2020); TE C.J. Schmanski (2020); OG Jack Shutack (2019); FS Ryan Moeller (2014); FB Jordan Murphy (2013); WR Dusty Ebner, C Keenan Stevens (2009).

COLORADO FOOTBALL

COLORADO BUFFALOES / ALL THROUGH SATURDAY, OCTOBER 26, 2024

RUSHING	SEASON									CAREER								
	GP	ATT	GAIN	LOSS	NET	AVG	TD	LG	AVG/G	GP	ATT	GAIN	LOSS	NET	AVG	TD	LG	AVG/G
I. Augustave	8	63	279	8	271	4.3	3	21	33.88	20	98	482	9	473	4.8	4	25	23.7
D. Hayden	6	48	168	1	167	3.5	1	27	27.83	29	178	842	12	830	4.7	7	45	28.6
M. Welch	7	24	135	14	121	5.0	3	25	17.29	7	24	135	14	121	5.0	3	25	17.3
C. Offerdahl	8	21	105	6	99	4.7	0	39	12.38	32	60	282	22	260	4.3	0	39	8.1
D. Miller	8	3	11	0	11	3.7	0	5	1.38	8	3	11	0	11	3.7	0	5	1.4
R. Staub	3	3	12	8	4	1.3	0	9	1.33	13	14	24	46	-22	-1.6	0	9	-1.7
J. Horn Jr.	8	1	3	0	3	3.0	0	3	0.38	43	17	145	17	128	7.5	1	55	3.0
T. Hunter	8	1	0	0	0	0.0	0	0	0.00	28	2	0	10	-10	-5.0	0	0	-0.4
S. Sanders	8	61	183	201	-18	-0.3	3	17	-2.25	45	360	1285	1223	62	0.2	16	42	1.4
TEAM	8	225	896	238	658	2.9	10	39	82.25									
OPPONENTS	8	299	1451	203	1,248	4.2	10	62	156.00									

PASSING	SEASON										CAREER									
	GP	EFFIC	COMP	ATT	INT	PCT	YDS	TD	LG	AVG/G	GP	EFFIC	COMP	ATT	INT	PCT	YDS	TD	LG	AVG/G
S. Sanders	8	164.98	220	300	6	73.3	2,591	21	69	323.9	45	156.56	1134	1631	23	69.5	12810	118	86	284.7
R. Staub	3	0.00	0	3	0	0.0	0	0	0	0.0	13	110.78	23	43	0	53.5	254	1	33	19.5
TEAM	8	163.35	220	303	6	72.6	2,591	21	69	323.9										
OPPONENTS	8	134.16	145	231	6	62.8	1,674	11	75	209.3										

RECEIVING	SEASON								CAREER							
	GP	NO.	YDS	AVG	TD	LG	AVG/G		GP	NO.	YDS	AVG	TD	LG	AVG/G	
T. Hunter	8	60	757	12.6	8	46	94.63		28	135	1666	12.3	17	47	59.5	
L. Wester	8	39	501	12.8	7	46	62.63		53	291	3204	11.0	28	76	60.5	
J. Horn Jr.	8	33	434	13.2	1	69	54.25		43	158	1960	12.4	11	91	45.6	
W. Sheppard	8	27	390	14.4	3	47	48.75		50	179	2457	13.7	24	85	49.1	
D. Miller	8	18	105	5.8	1	17	13.13		8	18	105	5.8	1	17	13.1	
O. Miller	6	10	216	21.6	1	58	36.00		17	21	450	21.4	2	65	26.5	
D. Hayden	6	9	68	7.6	0	21	11.33		29	14	89	6.4	0	21	3.1	
I. Augustave	8	5	24	4.8	0	14	3.00		20	8	31	3.9	0	14	1.6	
S. Smalls	8	5	41	8.2	0	13	5.13		47	5	41	8.2	0	13	0.9	
M. Welch	7	5	21	4.2	0	9	3.00		7	5	21	4.2	0	9	3.0	
T. Timmons, Jr.	6	4	22	5.5	0	10	3.67		28	18	296	16.4	1	47	10.6	
C. Offerdahl	8	3	12	4.0	0	7	1.50		32	5	59	11.8	0	36	1.8	
S. Hart	7	2	1	0.5	0	2	0.14		23	2	1	0.5	0	2	0.0	
J. Onovughe	4	1	1	1.0	0	1	0.25		15	1	1	1.0	0	1	0.1	
TEAM	8	221	2,593	11.7	21	69	324.13									
OPPONENTS	8	145	1,674	11.5	11	75	209.25									

TOTAL OFFENSE	SEASON						CAREER					
	GP	PLAYS	RUSH	PASS	TOTAL	AVG/G	GP	PLAYS	RUSH	PASS	TOTAL	AVG/G
S. Sanders	8	361	-18	2591	2573	321.63	45	1991	62	12810	12872	286.0
I. Augustave	8	63	271	0	271	33.88	20	98	473	0	473	23.7
D. Hayden	6	48	167	0	167	27.83	29	178	830	0	830	28.6
M. Welch	7	24	121	0	121	17.29	7	24	121	0	121	17.3
C. Offerdahl	8	21	99	0	99	12.38	32	60	260	0	260	8.1
R. Staub	3	6	4	0	4	1.33	13	57	-22	254	232	17.8
D. Miller	8	3	11	0	11	1.38	8	3	11	0	11	1.4
J. Horn Jr.	8	1	3	0	3	0.38	43	18	128	30	158	3.7
T. Hunter	8	1	0	0	0	0.00	28	2	-10	0	-10	-0.4
TEAM	8	528	658	2591	3249	82.25						
OPPONENTS	8	530	1248	1674	2922	156.00						

COLORADO FOOTBALL

SCORING	SEASON									CAREER								
	TD	FG	KICK	RUSH	RCV	PASS	DXP	SAF	PTS	TD	FG	KICK	RUSH	RCV	PASS	DXP	SAF	PTS
A. Mata	--	9-11	32-32	--	--	--	--	--	59	--	31-36	109-111	--	--	--	--	--	202
T. Hunter	8	--	--	--	--	--	--	--	48	18	--	--	--	--	--	--	--	108
L. Wester	7	--	--	--	--	--	--	--	42	31	--	--	--	--	0-1	--	--	186
W. Sheppard	3	--	--	--	--	--	--	--	18	24	--	--	--	--	--	--	--	144
S. Sanders	3	--	--	--	--	--	--	--	18	16	--	--	--	--	5-11	--	--	96
I. Augustave	3	--	--	--	--	--	--	--	18	4	--	--	--	--	--	--	--	24
M. Welch	3	--	--	--	--	--	--	--	18	3	--	--	--	--	--	--	--	18
C. Silmon-Craig	1	--	--	--	--	--	--	--	6	1	--	--	--	--	--	--	--	6
O. Miller	1	--	--	--	--	--	--	--	6	2	--	--	--	--	--	--	--	12
D. Hayden	1	--	--	--	--	--	--	--	6	7	--	--	--	--	--	--	--	42
J. Horn Jr.	1	--	--	--	--	--	--	--	6	13	--	--	--	1	--	--	--	80
D. Miller	1	--	--	--	--	--	--	--	6	1	--	--	--	--	--	--	--	6
J. Feely	--	0-1	--	--	--	--	--	--	0	--	4-8	11-11	--	--	--	--	--	23
TEAM	32	9-12	32-32	--	--	--	--	--	251									
OPPONENTS	23	6-11	20-20	--	--	--	--	--	176									

PUNT RETURNS	SEASON					CAREER				
	NO.	YDS	AVG	TD	LG	NO.	YDS	AVG	TD	LG
J. Horn Jr.	7	72	10.3	0	27	14	90	6.4	0	27
L. Wester	8	32	4.0	0	14	65	664	10.2	1	67
TEAM	15	104	6.9	0	27					
OPPONENTS	11	174	15.8	0	54					

KICK RETURNS	SEASON					CAREER				
	NO.	YDS	AVG	TD	LG	NO.	YDS	AVG	TD	LG
J. Horn Jr.	4	118	29.5	0	61	27	624	23.1	1	89
TEAM	4	118	29.5	0	61					
OPPONENTS	29	680	23.4	1	100					

INTERCEPTIONS	SEASON					CAREER				
	NO.	YDS	AVG	TD	LG	NO.	YDS	AVG	TD	LG
C. Hood	2	105	52.5	0	59	2	105	52.5	0	59
T. Hunter	2	38	19.0	0	38	7	72	10.3	1	44
P. Hodge	2	8	4.0	0	8	4	70	17.5	1	62
TEAM	6	151	25.2	0	59					
OPPONENTS	6	31	5.2	1	24					

ALL PURPOSE	SEASON								CAREER							
	GP	RUSH	RCV	PR	KR	IR	TOTAL	AVG/G	GP	RUSH	RCV	PR	KR	IR	TOTAL	AVG/G
J. Horn Jr.	8	3	434	72	118	0	627	78.38	43	128	1,960	90	624	0	2,802	65.2
T. Hunter	8	0	757	0	0	38	795	99.38	28	-10	1,666	0	0	72	1,728	61.7
D. Hayden	6	167	68	0	0	0	235	39.17	29	830	89	0	0	0	919	31.7
W. Sheppard	8	0	390	0	0	0	390	48.75	50	0	2,457	131	0	0	2,588	51.8
L. Wester	8	0	501	32	0	0	533	66.63	53	213	3,204	664	290	0	4,371	82.5
I. Augustave	8	271	24	0	0	0	295	36.88	20	473	31	0	0	0	504	25.2
R. Staub	3	4	0	0	0	0	4	1.33	13	-22	0	0	0	0	-22	-1.7
C. Offerdahl	8	99	12	0	0	0	111	13.88	32	260	59	0	31	0	350	10.9
S. Smalls	8	0	41	0	0	0	41	5.13	47	0	41	0	0	0	41	0.9
J. Onovughe	4	0	1	0	0	0	1	0.25	15	0	1	0	0	0	1	0.1
P. Hodge	8	0	0	0	0	8	8	1.00	35	0	0	0	0	70	70	2.0
T. Timmons, Jr.	6	0	22	0	0	0	22	3.67	28	0	296	0	0	0	296	10.6
S. Hart	7	0	1	0	0	0	1	0.14	23	0	1	0	0	0	1	0.0
M. Welch	7	121	21	0	0	0	142	20.29	7	121	21	0	0	0	142	20.3
C. Hood	8	0	0	0	0	105	105	13.13	21	0	0	0	0	105	105	5.0
O. Miller	6	0	216	0	0	0	216	36.00	17	0	450	0	0	0	450	26.5
D. Miller	8	11	105	0	0	0	116	14.50	8	11	105	0	0	0	116	14.5
S. Sanders	8	-18	0	0	0	0	-18	-2.25	45	62	0	0	0	0	62	1.4
TEAM	8	658	2593	104	118	151	3624	453.00								
OPPONENTS	8	1248	1674	174	680	31	3807	475.88								

COLORADO FOOTBALL

FIELD GOALS	ATT	SEASON			ATT	CAREER		
		GOOD	LONG	BLK		GOOD	LONG	BLK
A. Mata	11	9	47	1	36	31	47	2
J. Feely	1	0	0	0	8	4	49	1
TEAM	12	9	47	1				
OPPONENTS	11	6	48	0				

PUNTING	NO.	SEASON				NO.	CAREER			
		YDS	AVG	LG	BLK		YDS	AVG	LG	BLK
M. Vassett	29	1,274	43.9	58	0	194	8,487	43.7	73	0
TEAM	29	1,274	43.9	58	0					
OPPONENTS	34	1,568	46.1	62	0					

KICKOFFS	NO.	SEASON				NO.	CAREER			
		YDS	AVG	TB	OB		YDS	AVG	TB	OB
A. Stoyanovich	18	1,118	62.1	2	0	18	1,118	62.1	2	0
J. Feely	17	1,041	61.2	3	0	63	3,944	62.6	6	3
D. Gerlach	9	538	59.8	2	0	9	538	59.8	2	0
C. Palazzo	1	40	40.0	0	0	17	937	55.1	2	2
TEAM	45	2,737	60.8	7	0					
OPPONENTS	36	2,259	62.8	29	1					

GAMES WITH A RECEPTION

PLAYER	2020	2021	2022	2023	2024	CAREER
LaJohntay Wester	7	12	12	12	8	51
Will Sheppard	2	10	12	12	8	44
Jimmy Horn Jr.	--	9	10	12	8	39
Travis Hunter	--	--	7	9	8	24
Terrell Timmons, Jr.	--	--	2	7	3	12
Dallan Hayden	--	--	2	1	5	8
Omarion Miller	--	--	--	5	2	7
Drelon Miller	--	--	--	--	6	6
Isaiah Augustave	--	--	--	1	5	6
Sav'ell Smalls	--	--	--	--	5	5
Charlie Offerdahl	--	--	2	--	2	4
Micah Welch	--	--	--	--	3	3

5+ RECEPTIONS

PLAYER	2020	2021	2022	2023	2024	CAREER
LaJohntay Wester	--	6	6	10	5	27
Jimmy Horn Jr.	--	3	4	7	3	17
Will Sheppard	--	4	6	5	2	17
Travis Hunter	--	--	--	5	6	11
Omarion Miller	--	--	--	1	1	2
Drelon Miller	--	--	--	--	1	1

20+ YARD RECEPTION

PLAYER	2020	2021	2022	2023	2024	CAREER
LaJohntay Wester	--	7	8	7	7	29
Will Sheppard	1	3	8	9	5	26
Jimmy Horn Jr.	--	5	7	5	2	19
Travis Hunter	--	--	3	7	6	16
Omarion Miller	--	--	--	2	2	4
Terrell Timmons, Jr.	--	--	2	2	--	4
Dallan Hayden	--	--	--	--	1	1
Charlie Offerdahl	--	--	1	--	--	1

40+ YARD RECEPTION

PLAYER	2020	2021	2022	2023	2024	CAREER
Travis Hunter	--	--	--	5	2	7
Jimmy Horn Jr.	--	1	2	1	2	6
LaJohntay Wester	--	--	1	2	2	5
Will Sheppard	--	2	--	1	1	4
Omarion Miller	--	--	--	1	2	3
Terrell Timmons, Jr.	--	--	1	2	--	3

100 YARDS RECEIVING

PLAYER	2020	2021	2022	2023	2024	CAREER
LaJohntay Wester	--	2	2	6	1	11
Travis Hunter	--	--	--	3	5	8
Jimmy Horn Jr.	--	2	1	1	1	5
Will Sheppard	--	2	1	1	--	4
Omarion Miller	--	--	--	1	1	2

GAMES WITH MULTIPLE RECEIVING TDS

PLAYER	2020	2021	2022	2023	2024	CAREER
Will Sheppard	--	1	3	3	--	7
LaJohntay Wester	--	--	2	2	2	6
Travis Hunter	--	--	1	1	3	5
Jimmy Horn Jr.	--	--	1	1	--	2

GAMES WITH A RECEIVING TD

PLAYER	2020	2021	2022	2023	2024	CAREER
LaJohntay Wester	1	4	5	5	5	20
Will Sheppard	--	3	6	5	3	17
Travis Hunter	--	--	3	4	4	11
Jimmy Horn Jr.	--	1	2	5	1	9
Omarion Miller	--	--	--	1	1	2
Drelon Miller	--	--	--	--	1	1
Terrell Timmons, Jr.	--	--	1	--	--	1

10+ YARD RUNS

PLAYER	2020	2021	2022	2023	2024	CAREER
Shedeur Sanders	--	6	11	8	4	29
Dallan Hayden	--	--	6	2	3	11
LaJohntay Wester	1	2	3	2	--	8
Jimmy Horn Jr.	--	--	4	1	--	5
Isaiah Augustave	--	--	--	2	2	4
Charlie Offerdahl	--	--	2	--	2	4
Micah Welch	--	--	--	--	3	3

20+ YARD RUNS

PLAYER	2020	2021	2022	2023	2024	CAREER
Shedeur Sanders	--	2	2	3	--	7
Dallan Hayden	--	--	2	--	1	3
Isaiah Augustave	--	--	--	1	1	2
LaJohntay Wester	--	--	1	1	--	2
Charlie Offerdahl	--	--	--	--	1	1
Micah Welch	--	--	--	--	1	1
Jimmy Horn Jr.	--	--	1	--	--	1

100 YARDS RUSHING

PLAYER	2020	2021	2022	2023	2024	CAREER
Dallan Hayden	--	--	3	--	--	3
Isaiah Augustave	--	--	--	1	--	1

GAMES WITH MULTIPLE RUSHING TDS

PLAYER	2020	2021	2022	2023	2024	CAREER
Shedeur Sanders	--	--	2	--	--	2
Micah Welch	--	--	--	--	1	1
Dallan Hayden	--	--	1	--	--	1

GAMES WITH A RUSHING TD

PLAYER	2020	2021	2022	2023	2024	CAREER
Shedeur Sanders	--	3	4	4	3	14
Dallan Hayden	--	--	3	1	1	5
Isaiah Augustave	--	--	--	1	3	4
Micah Welch	--	--	--	--	2	2
LaJohntay Wester	--	--	1	1	--	2
Jimmy Horn Jr.	--	--	1	--	--	1

COLORADO FOOTBALL

2024 INDIVIDUAL GAME-BY-GAME STATS

PASSING:		SHEDEUR SANDERS												
DATE	OPP.	ATT	CMP	YDS	CMP%	Y/A	Y/C	TD	TD%	INT	INT%	LG	SK/YD	RATE
08/29	North Dakota St.	34	26	445	76.5%	13.1	17.1	4	11.8%	1	2.9%	69	1/6	144.9
09/07	at Nebraska	38	23	244	60.5%	6.4	10.6	1	2.6%	1	2.6%	30	5/33	77.1
09/14	at Colorado St.	49	36	310	73.5%	6.3	8.6	4	8.2%	0	0.0%	34	1/3	116.9
09/21	Baylor	41	25	341	61.0%	8.3	13.6	2	4.9%	0	0.0%	58	8/52	103.8
09/28	at UCF	35	28	290	80.0%	8.3	10.4	3	8.6%	1	2.9%	47	2/13	117.9
10/12	Kansas St.	40	34	388	85.0%	9.7	11.4	3	7.5%	1	2.5%	51	6/74	121.7
10/19	at Arizona	33	23	250	69.7%	7.6	10.9	2	6.1%	2	6.1%	46	1/5	86.7
10/26	Cincinnati	30	25	323	83.3%	10.8	12.9	2	6.7%	0	0.0%	47	1/10	133.8
11/09														
11/16														
11/22														
11/29														
TOTALS		300	220	2,591	73.3%	8.6	11.8	21	7.0%	6	2.0%	69	25/196	114.2

PASSING:		RYAN STAUB												
DATE	OPP.	ATT	CMP	YDS	CMP%	Y/A	Y/C	TD	TD%	INT	INT%	LG	SK/YD	RATE
08/29	North Dakota St.							DID NOT PLAY						
09/07	at Nebraska	2	0	0	0%	0	0	0	0.0%	0	0.0%	--	1/8	39.6
09/14	at Colorado St.							DID NOT PLAY						
09/21	Baylor							DID NOT PLAY						
09/28	at UCF	0	0	0	0%	0	0	0	0	0	0	--	0	0
10/12	Kansas St.							DID NOT PLAY						
10/19	at Arizona	1	0	0	0%	0	0	0	0.0%	0	0.0%	--	0	39.6
10/26	Cincinnati							DID NOT PLAY						
11/09														
11/16														
11/22														
11/29														
TOTALS		3	0	0	0	0	0.0	0	0	0	0	0	1/8	39.6

COLORADO FOOTBALL

2024 INDIVIDUAL GAME-BY-GAME STATS

RECEIVING:		ISAIAH AUGUSTAVE					SAM HART					DALLAN HAYDEN				
DATE	OPP.	NO.	YDS	AVG	LG	TD	NO.	YDS	AVG	LG	TD	NO.	YDS	AVG	LG	TD
08/29	North Dakota St.	0	0	0.0	--	0	0	0	0.0	--	0	1	14	14.0	14	0
09/07	at Nebraska	0	0	0.0	--	0	0	0	0.0	--	0	2	27	13.5	21	0
09/14	at Colorado St.	1	14	14.0	14	0	1	2	2.0	2	0	DID NOT PLAY				
09/21	Baylor	1	-3	-3.0	--	0	1	-1	-1.0	--	0	DID NOT PLAY				
09/28	at UCF	0	0	0.0	--	0	0	0	0.0	--	0	0	0	0.0	--	0
10/12	Kansas St.	1	4	4.0	4	0	0	0	0.0	--	0	3	19	6.3	9	0
10/19	at Arizona	1	7	7.0	7	0	0	0	0.0	--	0	1	7	7.0	7	0
10/26	Cincinnati	1	2	2.0	2	0	DID NOT PLAY					2	1	0.5	6	0
11/09																
11/16																
11/22																
11/29																
TOTALS		5	24	4.8	14	0	2	1	0.5	2	0	9	68	7.6	21	0
Career Totals		8	31	3.9	14	0	2	1	0.5	2	0	14	89	6.4	21	0

RECEIVING:		JIMMY HORN JR.					TRAVIS HUNTER					DRELON MILLER				
DATE	OPP.	NO.	YDS	AVG	LG	TD	NO.	YDS	AVG	LG	TD	NO.	YDS	AVG	LG	TD
08/29	North Dakota St.	7	198	28.3	69	1	7	132	18.9	41	3	2	7	3.5	6	0
09/07	at Nebraska	3	26	8.7	11	0	10	110	11.0	28	0	0	0	0.0	--	0
09/14	at Colorado St.	4	22	5.5	14	0	13	100	7.7	21	2	0	0	0.0	--	0
09/21	Baylor	4	40	10.0	17	0	7	130	18.6	46	0	3	27	9.0	10	0
09/28	at UCF	5	41	8.2	15	0	9	89	9.9	29	1	3	-1	-0.3	6	0
10/12	Kansas St.	3	20	6.7	12	0	3	26	8.7	14	0	5	27	5.4	17	0
10/19	at Arizona	2	9	4.5	10	0	2	17	8.5	14	0	3	18	6.0	10	1
10/26	Cincinnati	5	78	15.6	47	0	9	153	17.0	34	2	2	27	13.5	16	0
11/09																
11/16																
11/22																
11/29																
TOTALS		33	434	13.2	69	1	60	757	12.6	46	8	18	105	5.8	17	1
Career Totals		158	1,960	12.4	91	11	135	1,666	12.3	47	17	18	105	5.8	17	1

RECEIVING:		OMARION MILLER					CHARLIE OFFERDAHL					JORDAN ONOVUGHE				
DATE	OPP.	NO.	YDS	AVG	LG	TD	NO.	YDS	AVG	LG	TD	NO.	YDS	AVG	LG	TD
08/29	North Dakota St.	0	0	0.0	--	0	2	13	6.5	7	0	DID NOT PLAY				
09/07	at Nebraska	0	0	0.0	--	0	0	0	0.0	--	0	DID NOT PLAY				
09/14	at Colorado St.	0	0	0.0	--	0	1	-1	-1.0	--	0	DID NOT PLAY				
09/21	Baylor	2	71	35.5	58	1	0	0	0.0	--	0	DID NOT PLAY				
09/28	at UCF	0	0	0.0	--	0	0	0	0.0	--	0	0	0	0.0	--	0
10/12	Kansas St.	8	145	18.1	51	0	0	0	0.0	--	0	0	0	0.0	--	0
10/19	at Arizona	DID NOT PLAY					0	0	0.0	--	0	1	1	1.0	1	0
10/26	Cincinnati	DID NOT PLAY					0	0	0.0	--	0	0	0	0.0	--	0
11/09																
11/16																
11/22																
11/29																
TOTALS		10	216	21.6	58	1	3	12	4.0	7	0	1	1	1.0	1	0
Career Totals		21	450	21.4	65	2	5	59	11.8	36	0	1	1	1.0	1	0

COLORADO STATE FOOTBALL

RECEIVING:		WILL SHEPPARD					SAV'ELL SMALLS					TERRELL TIMMONS, JR.				
DATE	OPP.	NO.	YDS	AVG	LG	TD	NO.	YDS	AVG	LG	TD	NO.	YDS	AVG	LG	TD
08/29	North Dakota St.	2	23	11.5	12	0	0	0	0.0	--	0	0	0	0.0	--	0
09/07	at Nebraska	3	59	19.7	30	0	1	2	2.0	2	0	0	0	0.0	--	0
09/14	at Colorado St.	7	61	8.7	22	0	1	13	13.0	13	0	2	12	6.0	10	0
09/21	Baylor	1	5	5.0	5	0	1	5	5.0	5	0	0	0	0.0	--	0
09/28	at UCF	4	99	24.8	47	1	1	11	11.0	11	0	1	4	4.0	4	0
10/12	Kansas St.	5	83	16.6	25	1	0	0	0.0	--	0	1	6	6.0	6	0
10/19	at Arizona	4	54	13.5	20	1	1	10	10.0	10	0	DID NOT PLAY				
10/26	Cincinnati	1	6	6.0	6	0	0	0	0.0	--	0	DID NOT PLAY				
11/09																
11/16																
11/22																
11/29																
TOTALS		27	390	14.4	47	3	5	41	8.2	13	0	4	22	5.5	10	0
Career Totals		179	2,457	13.7	85	24	5	41	8.2	13	0	18	296	16.4	47	1

RECEIVING:		MICAH WELCH					LAJOHNTAY WESTER				
DATE	OPP.	NO.	YDS	AVG	LG	TD	NO.	YDS	AVG	LG	TD
08/29	North Dakota St.	0	0	0.0	--	0	5	58	11.6	25	0
09/07	at Nebraska	0	0	0.0	--	0	4	20	5.0	14	1
09/14	at Colorado St.	2	9	4.5	9	0	5	80	16.0	34	2
09/21	Baylor	1	-1	-1.0	--	0	4	68	17.0	43	1
09/28	at UCF	2	13	6.5	7	0	3	34	11.3	23	1
10/12	Kansas St.	0	0	0.0	--	0	5	58	11.6	25	2
10/19	at Arizona	0	0	0.0	--	0	8	127	15.9	46	0
10/26	Cincinnati	DID NOT PLAY					5	56	11.2	28	0
11/09											
11/16											
11/22											
11/29											
TOTALS		5	21	4.2	9	0	39	501	12.8	46	7
Career Totals		5	21	4.2	9	0	288	3,185	11.1	76	28

COLORADO FOOTBALL

2024 INDIVIDUAL GAME-BY-GAME STATS

RUSHING:		ISAIAH AUGUSTAVE					DALLAN HAYDEN					JIMMY HORN JR.				
DATE	OPP.	NO.	YDS	AVG	LG	TD	NO.	YDS	AVG	LG	TD	NO.	YDS	AVG	LG	TD
08/29	North Dakota St.	0	0	0.0	--	0	9	20	2.2	6	0	0	0	0.0	--	0
09/07	at Nebraska	2	6	3.0	3	0	5	32	6.4	17	0	0	0	0.0	--	0
09/14	at Colorado St.	6	31	5.2	9	0	DID NOT PLAY					0	0	0.0	--	0
09/21	Baylor	12	41	3.4	6	0	DID NOT PLAY					1	3	3.0	3	0
09/28	at UCF	4	39	9.8	21	0	11	33	3.0	14	1	0	0	0.0	--	0
10/12	Kansas St.	3	10	3.3	4	1	7	11	1.6	3	0	0	0	0.0	--	0
10/19	at Arizona	14	53	3.8	9	1	6	35	5.8	27	0	0	0	0.0	--	0
10/26	Cincinnati	22	91	4.1	13	1	10	36	3.6	9	0	0	0	0.0	--	0
11/09																
11/16																
11/22																
11/29																
TOTALS		63	271	4.3	21	3	48	167	3.5	27	1	1	3	3.0	3	0
Career Totals		98	473	4.8	25	4	169	787	4.7	45	7	17	128	7.5	55	1

RUSHING:		DRELON MILLER					CHARLIE OFFERDAHL					SHEDUR SANDERS				
DATE	OPP.	NO.	YDS	AVG	LG	TD	NO.	YDS	AVG	LG	TD	NO.	YDS	AVG	LG	TD
08/29	North Dakota St.	2	7	3.5	5	0	5	15	3.0	5	0	6	17	2.8	11	0
09/07	at Nebraska	0	0	0.0	--	0	4	4	1.0	6	0	8	-30	-3.8	3	0
09/14	at Colorado St.	0	0	0.0	--	0	2	16	8.0	12	0	2	-3	-1.5	--	0
09/21	Baylor	0	0	0.0	--	0	0	0	0.0	--	0	19	26	1.4	17	1
09/28	at UCF	1	4	4.0	4	0	3	11	3.7	4	0	5	15	3.0	13	0
10/12	Kansas St.	0	0	0.0	--	0	0	0	0.0	--	0	9	-50	-5.6	13	0
10/19	at Arizona	0	0	0.0	--	0	7	53	7.6	39	0	7	6	0.9	6	1
10/26	Cincinnati	0	0	0.0	--	0	0	0	0.0	--	0	5	1	0.2	4	1
11/09																
11/16																
11/22																
11/29																
TOTALS		3	11	3.7	5	0	21	99	4.7	39	0	61	-18	-0.3	17	3
Career Totals		3	11	3.7	5	0	60	260	4.3	39	0	360	62	0.2	42	16

RUSHING:		RYAN STAUB					MICAH WELCH				
DATE	OPP.	NO.	YDS	AVG	LG	TD	NO.	YDS	AVG	LG	TD
08/29	North Dakota St.	3	4	1.3	9	0	0	0	0.0	--	0
09/07	at Nebraska						0	0	0.0	--	0
09/14	at Colorado St.						9	65	7.2	25	0
09/21	Baylor						9	22	2.4	12	2
09/28	at UCF						0	0	0.0	--	0
10/12	Kansas St.	0	0	0.0	--	0	0	0	0.0	--	0
10/19	at Arizona						1	8	8.0	8	0
10/26	Cincinnati						DID NOT PLAY				
11/09											
11/16											
11/22											
11/29											
TOTALS		3	4	1.3	9	0	24	121	5.0	25	3
Career Totals		14	-22	-1.6	9	0	24	121	5.0	25	3

2024 Individual Defensive Game-by-Game Stats																																	
		Anquon Barnes Jr.										Lavonta Bentley										Jeremiah Brown											
		TFL/Y										TFL/Y										TFL/Y											
Date	Opp.	S	A	TK	D	SK/YD	INT	FR	FF	PR	PD	S	A	TK	D	SK/YD	INT	FR	FF	PR	PD	S	A	TK	D	SK/YD	INT	FR	FF	PR	PD		
08/29	North Dakota St.	DID NOT PLAY										5	0	5	1/5	1.0/5	0	0	0	0	0	0	1	1	2	0/0	0.0/0	0	0	0	0	0	0
09/07	at Nebraska	0	0	0	0/0	0.0/0	0	0	0	0	0	3	2	5	0/0	0.0/0	0	0	0	0	0	0	1	2	3	0/0	0.0/0	0	0	0	1	0	
09/14	at Colorado St.	0	2	2	0/0	0.0/0	0	0	0	0	0	4	1	5	1/1	0.0/0	0	1	1	0	0	1	0	1	0/0	0.0/0	0	0	0	0	0		
09/21	Baylor	1	0	1	0/0	0.0/0	0	0	0	0	0	2	2	4	0/0	0.0/0	0	0	0	0	0	0	0	0	0/0	0.0/0	0	0	0	0	0		
09/28	at UCF	0	1	1	1/1	0.0/0	0	0	0	0	0	0	0	0	0/0	0.0/0	0	0	0	0	0	DID NOT PLAY											
10/12	Kansas St.	0	0	0	0/0	0.0/0	0	0	0	0	0	2	0	2	0/0	0.0/0	0	0	0	1	0	DID NOT PLAY											
10/19	at Arizona	2	0	2	0/0	0.0/0	0	0	0	0	0	0	3	3	0/0	0.0/0	0	1	0	1	0	DID NOT PLAY											
10/26	Cincinnati	0	0	0	0/0	0.0/0	0	0	0	0	0	4	1	5	0/0	0.0/0	0	0	0	0	0	DID NOT PLAY											
11/09																																	
11/16																																	
11/22																																	
11/29																																	
TOTALS		3	3	6	1/1	0.0/0	0	0	0	0	0	20	9	29	2/6	1.0/5	0	2	1	2	0	3	3	6	0/0	0.0/0	0	0	0	1	0		
Career Totals		3	3	6	1/1	0.0/0	0	0	0	0	0	104	62	166	25/95	11.5/60	0	2	3	7	2	45	25	70	11/66	7.0/58	0	1	2	5	1		

		RAYYAN BUELL											TAUREAN CARTER II											SHANE COKES										
		TFL/Y											TFL/Y											TFL/Y										
DATE	OPP.	S	A	TK	D	SK/YD	INT	FR	FF	PR	PD	S	A	TK	D	SK/YD	INT	FR	FF	PR	PD	S	A	TK	D	SK/YD	INT	FR	FF	PR	PD			
08/29	North Dakota St.	0	0	0	0/0	0.0/0	0	0	0	0	0	1	0	1	0/0	0.0/0	0	0	0	0	0	2	0	2	0/0	0.0/0	0	0	0	0	0			
09/07	at Nebraska	DID NOT PLAY											0	0	0	0/0	0.0/0	0	0	0	0	0	0	2	0	2	1/3	0.0/0	0	0	0	0	0	
09/14	at Colorado St.	1	0	1	0/0	0.0/0	0	0	0	1	0	DID NOT PLAY											1	2	3	0/0	0.0/0	0	0	0	1	0		
09/21	Baylor	1	0	1	0/0	0.0/0	0	0	0	0	0												2	3	5	1/4	1.0/4	0	0	0	0	0	0	
09/28	at UCF	1	0	1	0/0	0.0/0	0	0	0	0	0												1	1	2	1/1	0.0/0	0	0	1	0	0	0	
10/12	Kansas St.	DID NOT PLAY																					0	1	1	0/0	0.0/0	0	0	0	0	0	0	
10/19	at Arizona	DID NOT PLAY											DID NOT PLAY											0	1	1	0/0	0.0/0	0	0	0	0	0	
10/26	Cincinnati	DID NOT PLAY																						1	0	1	0/0	0.0/0	0	0	0	0	0	0
11/09																																		
11/16																																		
11/22																																		
11/29																																		
TOTALS		3	0	3	0/0	0.0/0	0	0	0	1	0	1	0	1	0/0	0.0/0	0	0	0	0	0	9	8	17	3/8	1.0/4	0	0	1	1	0			
Career Totals		19	23	42	15/69	6.5/39	0	0	0	6	1	17	44	61	7/18	2.5/11	0	0	0	2	2	69	65	134	17/80	9.5/59	0	1	2	4	2			

		BRANDON DAVIS-SWAIN										JACE FEELY										BEN FINNESETH									
		TFL/Y										TFL/Y										TFL/Y									
DATE	OPP.	S	A	TK	D	SK/YD	INT	FR	FF	PR	PD	S	A	TK	D	SK/YD	INT	FR	FF	PR	PD	S	A	TK	D	SK/YD	INT	FR	FF	PR	PD
08/29	North Dakota St.																														
09/07	at Nebraska																														
09/14	at Colorado St.																														
09/21	Baylor																														
09/28	at UCF	0	1	1	0/0	0.0/0	0	0	0	0	0																				
10/12	Kansas St.																														
10/19	at Arizona																														
10/26	Cincinnati																														
11/09																															
11/16																															
11/22																															
11/29																															
TOTALS		0	1	1	0/0	0.0/0	0	0	0	0	0	1	0	1	0/0	0.0/0	0	0	0	0	0	6	1	7	0/0	0.0/0	0	0	0	0	0
Career Totals		0	1	1	0/0	0.0/0	0	0	0	0	0	2	0	2	0/0	0.0/0	0	0	0	0	0	8	5	13	0/0	0.0/0	0	0	0	0	0

		RJ JOHNSON										BRADEN KEITH										TAJE MCCOY														
DATE	OPP.	TFL/Y										TFL/Y										TFL/Y														
		S	A	TK	D	SK/YD	INT	FR	FF	PR	PD	S	A	TK	D	SK/YD	INT	FR	FF	PR	PD	S	A	TK	D	SK/YD	INT	FR	FF	PR	PD					
08/29	North Dakota St.	0	0	0	0/0	0.0/0	0	0	0	0	0	DID NOT PLAY										0	0	0	0/0	0.0/0	0	0	0	0	0	0	0	0	0	0
09/07	at Nebraska	0	0	0	0/0	0.0/0	0	0	0	0	0	0	0	0	0/0	0.0/0	0	0	0	0	0	0	0	0	0	0/0	0.0/0	0	0	0	0	0	0			
09/14	at Colorado St.	0	0	0	0/0	0.0/0	0	0	0	0	0	DID NOT PLAY										0	0	0	0/0	0.0/0	0	0	0	0	0	0	0	0	0	0
09/21	Baylor	1	1	2	0/0	0.0/0	0	0	0	0	0	DID NOT PLAY										0	0	0	0/0	0.0/0	0	0	0	0	0	0	0	0	0	0
09/28	at UCF	1	0	1	0/0	0.0/0	0	0	0	0	0	1	0	1	0/0	0.0/0	0	0	0	0	0	0	4	0	4	2/7	2.0/7	0	0	0	0	0	0			
10/12	Kansas St.	1	0	1	0/0	0.0/0	0	0	0	0	0	DID NOT PLAY										1	0	1	1/12	1.0/12	0	0	0	0	0	0	0	0	0	
10/19	at Arizona	1	1	2	0/0	0.0/0	0	0	0	0	0	0	0	0	0/0	0.0/0	0	0	0	0	0	1	0	1	0/0	0.0/0	0	0	0	1	0	0				
10/26	Cincinnati	0	0	0	0/0	0.0/0	0	0	0	0	0	DID NOT PLAY										1	1	2	0/0	0.0/0	0	0	0	0	0	0	0	0	0	
11/09																																				
11/16																																				
11/22																																				
11/29																																				
TOTALS		4	2	6	0/0	0.0/0	0	0	0	0	0	1	0	1	0/0	0.0/0	0	0	0	0	0	7	1	8	3/19	3.0/19	0	0	0	1	0	0				
Career Totals		4	2	6	0/0	0.0/0	0	0	0	0	0	1	0	1	0/0	0.0/0	0	0	0	0	0	8	1	9	3/19	3.0/19	0	0	0	1	0	0				

		D.J. MCKINNEY										AMARI MCNEILL										CHIDOZIE NWANKWO										
		TFL/Y										TFL/Y										TFL/Y										
DATE	OPP.	S	A	TK	D	SK/YD	INT	FR	FF	PR	PD	S	A	TK	D	SK/YD	INT	FR	FF	PR	PD	S	A	TK	D	SK/YD	INT	FR	FF	PR	PD	
08/29	North Dakota St.	3	3	6	0/0	0.0/0	0	0	0	0	0	0	0	0	0/0	0.0/0	0	0	0	0	0	0	2	0	2	1/6	1.0/6	0	0	0	0	0
09/07	at Nebraska	7	1	8	1/2	0.0/0	0	0	0	0	1	1	0	1	0/0	0.0/0	0	0	0	0	0	0	1	0	1	0/0	0.0/0	0	0	0	0	0
09/14	at Colorado St.	4	3	7	0/0	0.0/0	0	0	0	0	3	0	0	0	0/0	0.0/0	0	0	0	0	0	0	DID NOT PLAY									
09/21	Baylor	5	0	5	0/0	0.0/0	0	0	0	0	1	0	0	0	0/0	0.0/0	0	0	0	1	0	DID NOT PLAY										
09/28	at UCF	4	1	5	1/2	0.0/0	0	1	0	0	0	2	1	3	2/6	1.0/4	0	0	0	0	0	1	2	3	1/1	0.0/0	0	0	0	0	0	
10/12	Kansas St.	7	3	10	0/0	0.0/0	0	0	0	0	0	2	2	4	0/0	0.0/0	0	0	0	0	0	0	0	2	2	0/0	0.0/0	0	0	0	0	0
10/19	at Arizona	1	2	3	0/0	0.0/0	0	0	0	0	0	0	0	0	0/0	0.0/0	0	0	0	0	0	1	0	1	0/0	0.0/0	0	0	0	0	0	
10/26	Cincinnati	3	1	4	0/0	0.0/0	0	0	1	0	1	1	0	1	0/0	0.0/0	0	0	0	0	0	2	0	2	0/0	0.0/0	0	0	0	0	0	
11/09																																
11/16																																
11/22																																
11/29																																
TOTALS		34	14	48	2/4	0.0/0	0	1	1	0	6	6	3	9	2/6	1.0/4	0	0	0	1	0	7	4	11	2/7	1.0/6	0	0	0	0	0	
Career Totals		59	29	88	2/4	0.0/0	0	1	1	0	11	30	13	43	9/31	4.0/19	0	0	1	2	2	54	50	104	14/35	5.0/17	0	0	0	1	0	

		CHJOKE NWANKWO										CHARLIE OFFERDAHL										SAMUEL OKUNLOLA										
		TFL/Y SK/Y										TFL/Y										TFL/Y										
DATE	OPP.	S	A	TK	D	D	INT	FR	FF	PR	PD	S	A	TK	D	SK/YD	INT	FR	FF	PR	PD	S	A	TK	D	SK/YD	INT	FR	FF	PR	PD	
08/29	North Dakota St.	1	0	1	0/0	0.0/0	0	0	0	0	0	0	0	0	0/0	0.0/0	0	0	0	0	0	0	0	0	0	0/0	0.0/0	0	0	0	0	0
09/07	at Nebraska						DID NOT PLAY					0	1	1	0/0	0.0/0	0	0	0	0	0	0	1	0	1	1/1	0.0/0	0	0	0	0	0
09/14	at Colorado St.						DID NOT PLAY					0	0	0	0/0	0.0/0	0	0	0	0	0	0	2	2	4	0/0	0.0/0	0	0	0	0	0
09/21	Baylor						DID NOT PLAY					1	0	1	0/0	0.0/0	0	0	0	0	0	0	1	3	4	1/5	0.0/0	0	0	0	0	0
09/28	at UCF						DID NOT PLAY					0	0	0	0/0	0.0/0	0	0	0	0	0	0	4	1	5	2/5	1.0/5	0	0	0	1	0
10/12	Kansas St.						DID NOT PLAY					0	0	0	0/0	0.0/0	0	0	0	0	0	0	1	0	1	0/0	0.0/0	0	0	0	0	0
10/19	at Arizona						DID NOT PLAY					0	0	0	0/0	0.0/0	0	0	0	0	0	0	3	0	3	2/16	2.0/16	0	0	0	0	0
10/26	Cincinnati						DID NOT PLAY					0	0	0	0/0	0.0/0	0	0	0	0	0	0	2	1	3	0/0	0.0/0	0	0	0	0	0
11/09																																
11/16																																
11/22																																
11/29																																
TOTALS		1	0	1	0/0	0.0/0	0	0	0	0	0	1	1	2	0/0	0.0/0	0	0	0	0	0	0	14	7	21	6/27	3.0/21	0	0	0	1	0
Career Totals		1	0	1	0/0	0.0/0	0	0	0	0	0	1	2	3	0/0	0.0/0	0	0	0	0	0	0	23	15	38	12/68	8.0/62	0	1	1	1	0

COLORADO FOOTBALL

		JORDAN ONOVUGHE										CRISTIANO PALAZZO										SAVION RILEY													
		TFL/Y										TFL/Y										TFL/Y													
DATE	OPP.	S	A	TK	D	SK/YD	INT	FR	FF	PR	PD	S	A	TK	D	SK/YD	INT	FR	FF	PR	PD	S	A	TK	D	SK/YD	INT	FR	FF	PR	PD				
08/29	North Dakota St.	DID NOT PLAY										DID NOT PLAY										5	2	7	1/2	0.0/0	0	0	0	0	0	0			
09/07	at Nebraska	DID NOT PLAY										DID NOT PLAY										0	0	0	0/0	0.0/0	0	0	0	0	0	0			
09/14	at Colorado St.	DID NOT PLAY										DID NOT PLAY										DID NOT PLAY													
09/21	Baylor	DID NOT PLAY										0	1	1	0/0	0.0/0	0	0	0	0	0	0	0	0	0	0	0	0/0	0.0/0	0	0	0	0	0	0
09/28	at UCF	0	0	0	0/0	0.0/0	0	0	0	0	0	DID NOT PLAY										0	0	0	0/0	0.0/0	0	0	0	0	0	0	0	0	0
10/12	Kansas St.	0	0	0	0/0	0.0/0	0	0	0	0	0	DID NOT PLAY										0	0	0	0/0	0.0/0	0	0	0	0	0	0	0	0	0
10/19	at Arizona	1	0	1	0/0	0.0/0	0	0	0	0	0	DID NOT PLAY										3	0	3	0/0	0.0/0	0	0	0	0	0	0	0	0	0
10/26	Cincinnati	0	0	0	0/0	0.0/0	0	0	0	0	0	DID NOT PLAY										0	0	0	0/0	0.0/0	0	0	0	0	0	0	0	0	0
11/09																																			
11/16																																			
11/22																																			
11/29																																			
TOTALS		1	0	1	0/0	0.0/0	0	0	0	0	0	0	1	1	0/0	0.0/0	0	0	0	0	0	0	8	2	10	1/2	0.0/0	0	0	0	0	0	0		
Career Totals		1	0	1	0/0	0.0/0	0	0	0	0	0	0	1	1	0/0	0.0/0	0	0	0	0	0	0	42	16	58	1/2	0.0/0	0	0	0	0	0	0		

		NEHMIER ROBINSON										SHILO SANDERS										CAM'RON SILMON-CRAIG															
		TFL/Y SK/Y										TFL/Y										TFL/Y															
DATE	OPP.	S	A	TK	D	D	INT	FR	FF	PR	PD	S	A	TK	D	SK/YD	INT	FR	FF	PR	PD	S	A	TK	D	SK/YD	INT	FR	FF	PR	PD						
08/29	North Dakota St.	DID NOT PLAY										6	3	9	1/1	0.0/0	0	0	0	0	0	0	1	0	1	0/0	0.0/0	0	0	0	0	0	0				
09/07	at Nebraska	DID NOT PLAY										2	0	2	0/0	0.0/0	0	0	0	0	0	0	11	0	11	3/10	0.0/0	0	0	0	1	0	0				
09/14	at Colorado St.	0	0	0	0/0	0.0/0	0	0	0	0	1	DID NOT PLAY										3	2	5	0/0	0.0/0	0	0	0	2	0	0	0				
09/21	Baylor	DID NOT PLAY										DID NOT PLAY										10	4	14	0/0	0.0/0	0	0	0	1	0	0	0	0	0	0	
09/28	at UCF	DID NOT PLAY										DID NOT PLAY										6	0	6	0/0	0.0/0	0	1	0	0	0	1	0	0	0	1	0
10/12	Kansas St.	DID NOT PLAY										7	3	10	0/0	0.0/0	0	0	0	0	0	0	6	3	9	1/8	1.0/8	0	0	0	1	1	1				
10/19	at Arizona	DID NOT PLAY										3	1	4	0/0	0.0/0	0	0	0	0	1	5	2	7	0/0	0.0/0	0	0	0	0	1	1					
10/26	Cincinnati	DID NOT PLAY										5	1	6	0/0	0.0/0	0	0	0	0	0	6	2	8	2/8	1.0/4	0	0	0	0	0	0					
11/09																																					
11/16																																					
11/22																																					
11/29																																					
TOTALS		0	0	0	0/0	0.0/0	0	0	0	0	1	23	8	31	1/1	0.0/0	0	0	0	0	1	48	13	61	6/26	2.0/12	0	1	0	5	3						
Career Totals		0	0	0	0/0	0.0/0	0	0	0	0	1	145	46	191	4/10	0.0/0	6	1	6	1	12	153	65	218	18/65	7.0/34	8	4	1	9	10						

		BO SIMMONS-LAPENNA											HERMAN SMITH											CARTER STOUTMIRE										
		TFL/Y SK/Y											TFL/Y											TFL/Y										
DATE	OPP.	S	A	TK	D	D	INT	FR	FF	PR	PD	S	A	TK	D	SK/YD	INT	FR	FF	PR	PD	S	A	TK	D	SK/YD	INT	FR	FF	PR	PD			
08/29	North Dakota St.											1	0	1	0/0	0.0/0	0	0	0	0	0	0	1	0	1	0/0	0.0/0	0	0	0	0	0		
09/07	at Nebraska											0	1	1	0/0	0.0/0	0	0	0	0	0	0	4	1	5	0/0	0.0/0	0	0	0	0	0		
09/14	at Colorado St.											0	0	0	0/0	0.0/0	0	0	0	0	0	0	3	2	5	0/0	0.0/0	0	0	0	1	1		
09/21	Baylor											0	0	0	0/0	0.0/0	0	0	0	0	0	0	2	0	2	0/0	0.0/0	0	0	0	0	1		
09/28	at UCF											0	0	0	0/0	0.0/0	0	0	0	0	0	0	5	2	7	0/0	0.0/0	0	0	0	0	0		
10/12	Kansas St.											1	0	1	0/0	0.0/0	0	0	0	0	0	0	1	0	1	0/0	0.0/0	0	0	0	0	0		
10/19	at Arizona	1	0	1	0/0	0.0/0	0	0	0	0	0	0	0	0	0/0	0.0/0	0	0	0	0	0	0	2	0	2	0/0	0.0/0	0	0	0	0	0		
10/26	Cincinnati											0	0	0	0/0	0.0/0	0	0	0	0	0	0	1	1	2	0/0	0.0/0	0	0	0	0	0		
11/09																																		
11/16																																		
11/22																																		
11/29																																		
TOTALS		1	0	1	0/0	0.0/0	0	0	0	0	0	2	1	3	0/0	0.0/0	0	0	0	0	0	0	19	6	25	0/0	0.0/0	0	0	0	1	2		
Career Totals		1	0	1	0/0	0.0/0	0	0	0	0	0	14	10	24	1/4	0.0/0	0	0	0	0	2	2	30	6	36	1/2	0.0/0	0	0	0	1	2		

COLORADO FOOTBALL

		TAWFIQ THOMAS										KEATON WADE										ARDEN WALKER														
		TFL/Y										TFL/Y										TFL/Y														
DATE	OPP.	S	A	TK	D	SK/YD	INT	FR	FF	PR	PD	S	A	TK	D	SK/YD	INT	FR	FF	PR	PD	S	A	TK	D	SK/YD	INT	FR	FF	PR	PD					
08/29	North Dakota St.	2	0	2	0/0	0.0/0	0	0	0	0	0	DID NOT PLAY										1	0	1	0/0	0.0/0	0	0	0	0	0	0	0	0	0	0
09/07	at Nebraska	0	1	1	0/0	0.0/0	0	0	0	0	0	DID NOT PLAY										0	1	1	0/0	0.0/0	0	0	0	0	1	0				
09/14	at Colorado St.	0	2	2	0/0	0.0/0	0	0	0	0	0	DID NOT PLAY										2	0	2	0/0	0.0/0	0	0	0	0	0	0				
09/21	Baylor	0	0	0	0/0	0.0/0	0	0	0	0	0	1	0	1	0/0	0.0/0	0	0	0	0	0	0	1	0	1	0/0	0.0/0	0	0	0	0	1	0			
09/28	at UCF	2	1	3	1/1	0.0/0	0	0	0	0	0	DID NOT PLAY										3	3	6	1/1	0.0/0	0	0	0	0	0	0				
10/12	Kansas St.	0	0	0	0/0	0.0/0	0	0	0	0	0	DID NOT PLAY										0	0	0	0/0	0.0/0	0	0	0	0	0	0				
10/19	at Arizona	1	0	1	0/0	0.0/0	0	0	0	0	0	2	0	2	2/11	2.0/11	0	0	0	0	1	0	2	1	3	1/8	1.0/8	0	0	0	0	0	0			
10/26	Cincinnati	0	0	0	0/0	0.0/0	0	0	0	0	0	1	0	1	0/0	0.0/0	0	0	0	0	0	0	3	0	3	0/0	0.0/0	0	0	0	0	0	0			
11/09																																				
11/16																																				
11/22																																				
11/29																																				
TOTALS		5	4	9	1/1	0.0/0	0	0	0	0	0	4	0	4	2/11	2.0/11	0	0	0	0	1	0	12	5	17	2/9	1.0/8	0	0	0	0	2	0			
Career Totals		10	11	21	1/1	0.0/0	0	0	0	0	0	27	28	55	8/42	4.5/28	0	0	0	0	4	1	25	15	40	5/16	2.0/13	0	2	0	5	0				

		NATHANIEL WATSON											JAYLEN WESTER											LAJOHNTAY WESTER											
		TFL/Y											TFL/Y											TFL/Y											
DATE	OPP.	S	A	TK	D	SK/YD	INT	FR	FF	PR	PD	S	A	TK	D	SK/YD	INT	FR	FF	PR	PD	S	A	TK	D	SK/YD	INT	FR	FF	PR	PD				
08/29	North Dakota St.	DID NOT PLAY											0	0	0	0/0	0.0/0	0	0	0	0	0	0	0	0	0	0	0/0	0.0/0	0	0	0	0	0	
09/07	at Nebraska	DID NOT PLAY											0	1	1	0/0	0.0/0	0	0	0	0	0	0	0	0	0	0	0/0	0.0/0	0	0	0	0	0	
09/14	at Colorado St.	0	1	1	0/0	0.0/0	0	0	0	0	0	0	0	0	0/0	0.0/0	0	0	0	0	0	0	0	0	0	0/0	0.0/0	0	0	0	0	0			
09/21	Baylor	0	0	0	0/0	0.0/0	0	0	0	0	0	0	0	0	0/0	0.0/0	0	0	0	0	0	0	0	0	0	0/0	0.0/0	0	0	0	0	0			
09/28	at UCF	0	0	0	0/0	0.0/0	0	0	0	0	0	5	0	5	0/0	0.0/0	0	0	1	0	1	0	0	0	0	0/0	0.0/0	0	0	0	0	0			
10/12	Kansas St.	0	0	0	0/0	0.0/0	0	0	0	0	0	0	1	1	0/0	0.0/0	0	0	0	0	0	0	1	0	1	0/0	0.0/0	0	0	0	0	0			
10/19	at Arizona	0	1	1	0/0	0.0/0	0	0	0	0	0	0	0	0	0/0	0.0/0	0	0	0	0	0	0	0	0	0	0/0	0.0/0	0	0	0	0	0			
10/26	Cincinnati	0	0	0	0/0	0.0/0	0	0	0	0	0	DID NOT PLAY											0	0	0	0/0	0.0/0	0	0	0	0	0	0	0	0
11/09																																			
11/16																																			
11/22																																			
11/29																																			
TOTALS		0	2	2	0/0	0.0/0	0	0	0	0	0	5	2	7	0/0	0.0/0	0	0	1	0	1	0	1	0	1	0/0	0.0/0	0	0	0	0	0			
Career Totals		0	2	2	0/0	0.0/0	0	0	0	0	0	67	52	119	12/40	2.0/14	1	0	2	4	4	0	1	0	1	0/0	0.0/0	0	0	0	0	0			

		TREVOR WOODS											IVAN YATES										
DATE	OPP.	S	A	TK	TFL/YD	SK/YD	INT	FR	FF	PR	PD	S	A	TK	TFL/YD	SK/YD	INT	FR	FF	PR	PD		
08/29	North Dakota St.	6	4	10	1/1	0.0/0	0	0	0	0	0	DID NOT PLAY											
09/07	at Nebraska	1	1	2	0/0	0.0/0	0	0	0	0	0	0	0	0	0/0	0.0/0	0	0	0	0	0		
09/14	at Colorado St.	1	0	1	0/0	0.0/0	0	0	0	0	0	1	1	2	0/0	0.0/0	0	0	0	0	0		
09/21	Baylor	1	0	1	0/0	0.0/0	0	0	0	0	0	0	0	0	0/0	0.0/0	0	0	0	0	0		
09/28	at UCF	DID NOT PLAY											1	0	1	0/0	0.0/0	0	0	0	0	0	
10/12	Kansas St.	DID NOT PLAY											DID NOT PLAY										
10/19	at Arizona	DID NOT PLAY											0	0	0	0/0	0.0/0	0	0	0	0	0	
10/26	Cincinnati	DID NOT PLAY											0	0	0	0/0	0.0/0	0	0	0	0	0	
11/09																							
11/16																							
11/22																							
11/29																							
TOTALS		9	5	14	1/1	0.0/0	0	0	0	0	0	2	1	3	0/0	0.0/0	0	0	0	0	0		
Career Totals		125	42	167	3/8	0.5/4	3	1	3	2	7	56	28	84	3/7	1.0/5	1	0	1	2	11		

COLORADO STATE FOOTBALL

2024 INDIVIDUAL GAME-BY-GAME STATS

FIELD GOALS:

ALEJANDRO MATA

DATE	OPP.	0-19	20-29	30-39	40-49	50+	TOTAL	FGM	FGA	PCT	LG
08/29	North Dakota St.	0/0	1/1	0/0	0/0	0/0	1/1	1	1	100.0%	27
09/07	at Nebraska	0/0	1/2	0/0	0/0	0/0	1/2	1	3	33.3%	27
09/14	at Colorado St.	0/0	0/0	0/0	0/1	0/0	0/1	0	1	0.0%	0
09/21	Baylor	0/0	0/0	0/0	1/1	0/0	1/1	1	1	100.0%	43
09/28	at UCF	0/0	0/0	1/1	1/1	0/0	2/2	2	2	100.0%	46
10/12	Kansas St.	0/0	0/0	0/0	0/0	0/0	0/0	0	0	0.0%	0
10/19	at Arizona	0/0	1/1	1/1	0/0	0/0	2/2	2	2	100.0%	34
10/26	Cincinnati	0/0	1/1	0/0	1/1	0/0	2/2	2	2	100.0%	47
11/09											
11/16											
11/22											
11/29											
TOTALS		0/0	4/5	2/2	3/4	0/0	9/11	9	12	75.0%	47

FIELD GOALS:

JACE FEELY

DATE	OPP.	0-19	20-29	30-39	40-49	50+	TOTAL	FGM	FGA	PCT	LG
08/29	North Dakota St.	0/0	0/0	0/0	0/0	0/0	0/0	0	0	0.0%	0
09/07	at Nebraska	0/0	0/0	0/0	0/0	0/1	0/1	0	1	0.0%	0
09/14	at Colorado St.	0/0	0/0	0/0	0/0	0/0	0/0	0	0	0.0%	0
09/21	Baylor	0/0	0/0	0/0	0/0	0/0	0/0	0	0	0.0%	0
09/28	at UCF						DID NOT PLAY				
10/12	Kansas St.						DID NOT PLAY				
10/19	at Arizona						DID NOT PLAY				
10/26	Cincinnati						DID NOT PLAY				
11/09											
11/16											
11/22											
11/29											
TOTALS		0/0	0/0	0/0	0/0	0/1	0/1	0	1	0.0%	0

COLORADO FOOTBALL

2024 ALL COLORADO BUFFALOES DEFENSIVE SUMMARIES

8/29
BUFFALOES VS. NORTH DAKOTA ST.
W 31-26

TOP TACKLERS		SACKS		INTS		FORCED FUMBLES		RECOVERED FUMBLES	
PLAYER	NO.	PLAYER	NO.	PLAYER	NO.	PLAYER	NO.	PLAYER	NO.
T. Woods	10	L. Bentley	1.0						
S. Sanders	9	C. Nwankwo	1.0						
S. Riley	7								
D. McKinney	6								
L. Bentley	5								
D. Hayes	5								
T. Hunter	3								
J. Brown	2								
S. Cokes	2								
N. Hill-Green	2								

9/7
BUFFALOES @ NEBRASKA
L 28-10

TOP TACKLERS		SACKS		INTS		FORCED FUMBLES		RECOVERED FUMBLES	
PLAYER	NO.	PLAYER	NO.	PLAYER	NO.	PLAYER	NO.	PLAYER	NO.
C. Silmon-Craig	11								
D. McKinney	8								
N. Hill-Green	7								
L. Bentley	5								
C. Stoutmire	5								
D. Hayes	4								
J. Brown	3								
T. Hunter	3								
S. Cokes	2								
S. Sanders	2								

9/14
BUFFALOES @ COLORADO ST.
W 28-9

TOP TACKLERS		SACKS		INTS		FORCED FUMBLES		RECOVERED FUMBLES	
PLAYER	NO.	PLAYER	NO.	PLAYER	NO.	PLAYER	NO.	PLAYER	NO.
D. McKinney	7	D. Hayes	2.0	P. Hodge	1	L. Bentley	1	L. Bentley	1
N. Hill-Green	6			T. Hunter	1			B. Green II	1
L. Bentley	5								
P. Hodge	5								
T. Hunter	5								
C. Silmon-Craig	5								
C. Stoutmire	5								
D. Hayes	4								
S. Okunlola	4								
S. Cokes	3								

9/21
BUFFALOES VS. BAYLOR
W 38-31 (OT)

TOP TACKLERS		SACKS		INTS		FORCED FUMBLES		RECOVERED FUMBLES	
PLAYER	NO.	PLAYER	NO.	PLAYER	NO.	PLAYER	NO.	PLAYER	NO.
C. Silmon-Craig	14	S. Cokes	1.0			T. Hunter	1		
N. Hill-Green	8								
S. Cokes	5								
D. McKinney	5								
L. Bentley	4								
S. Okunlola	4								
D. Hayes	3								
P. Hodge	3								
T. Hunter	3								
B. Green II	2								

COLORADO FOOTBALL

9/28
BUFFALOES @ UCF
W 48-21

TOP TACKLERS		SACKS		INTS		FORCED FUMBLES		RECOVERED FUMBLES	
PLAYER	NO.	PLAYER	NO.	PLAYER	NO.	PLAYER	NO.	PLAYER	NO.
N. Hill-Green	9	T. McCoy	2.0	P. Hodge	1	S. Cokes	1	D. McKinney	1
C. Stoutmire	7	N. Hill-Green	1.0	T. Hunter	1	J. Wester	1	C. Silmon-Craig	1
C. Silmon-Craig	6	A. McNeill	1.0						
A. Walker	6	S. Okunlola	1.0						
D. McKinney	5								
S. Okunlola	5								
J. Wester	5								
T. McCoy	4								
B. Finneseth	3								
P. Hodge	3								

10/12
BUFFALOES VS. KANSAS ST.
L 31-28

TOP TACKLERS		SACKS		INTS		FORCED FUMBLES		RECOVERED FUMBLES	
PLAYER	NO.	PLAYER	NO.	PLAYER	NO.	PLAYER	NO.	PLAYER	NO.
N. Hill-Green	13	B. Green II	2.0	C. Hood	1				
D. McKinney	10	T. McCoy	1.0						
S. Sanders	10	C. Silmon-Craig	1.0						
C. Silmon-Craig	9								
P. Hodge	5								
B. Green II	4								
A. McNeill	4								
L. Bentley	2								
C. Hood	2								
T. Hunter	2								

10/19
BUFFALOES @ ARIZONA
W 34-7

TOP TACKLERS		SACKS		INTS		FORCED FUMBLES		RECOVERED FUMBLES	
PLAYER	NO.	PLAYER	NO.	PLAYER	NO.	PLAYER	NO.	PLAYER	NO.
N. Hill-Green	8	S. Okunlola	2.0	C. Hood	1	B. Green II	1	L. Bentley	1
C. Silmon-Craig	7	K. Wade	2.0						
P. Hodge	4	B. Green II	1.0						
S. Sanders	4	N. Hill-Green	1.0						
L. Bentley	3	A. Walker	1.0						
B. Green II	3								
C. Hood	3								
D. McKinney	3								
S. Okunlola	3								
S. Riley	3								

10/26
BUFFALOES VS. CINCINNATI
W 34-23

TOP TACKLERS		SACKS		INTS		FORCED FUMBLES		RECOVERED FUMBLES	
PLAYER	NO.	PLAYER	NO.	PLAYER	NO.	PLAYER	NO.	PLAYER	NO.
C. Silmon-Craig	8	C. Silmon-Craig	1.0			D. McKinney	1		
N. Hill-Green	6								
S. Sanders	6								
L. Bentley	5								
D. McKinney	4								
P. Hodge	3								
S. Okunlola	3								
A. Walker	3								
C. Hood	2								
T. Hunter	2								



Isaiah
AUGUSTAVE

23

RUNNING BACK

Hometown: Naples, FL
Height: 6'2"
Weight: 210lbs



ALL RUSHING/RECEIVING STATISTICS														
DATE	TEAM	GP	GS	RUSHING					NO.	RECEIVING				
				YDS.	AVG.	LG	TD			YDS.	AVG.	LG	TD	
2023	Arkansas	12	1	35	202	5.8	25	1	3	7	2.3	4	0	
2024	Colorado	8	3	63	271	4.3	21	3	5	24	4.8	14	0	
Totals		20	4	98	473	4.8	25	4	8	31	3.9	14	0	

SINGLE-GAME HIGHS: RUSHING/RECEIVING			
Rush Attempts	22 vs. Cincinnati, Oct 26, 2024	Receptions	3 vs. Missouri, Nov 24, 2023
	15 vs. Missouri, Nov 24, 2023		1 vs. Cincinnati, Oct 26, 2024
	14 at Arizona, Oct 19, 2024		1 at Arizona, Oct 19, 2024
	14 vs. FIU, Nov 18, 2023		1 vs. Kansas St., Oct 12, 2024
	12 vs. Baylor, Sep 21, 2024		...2 more at 1.
Rushing Yards	101 vs. FIU, Nov 18, 2023	Receiving Yards	14 at Colorado St., Sep 14, 2024
	91 vs. Cincinnati, Oct 26, 2024		7 at Arizona, Oct 19, 2024
	80 vs. Missouri, Nov 24, 2023		7 vs. Missouri, Nov 24, 2023
	53 at Arizona, Oct 19, 2024		4 vs. Kansas St., Oct 12, 2024
	41 vs. Baylor, Sep 21, 2024		2 vs. Cincinnati, Oct 26, 2024
Rushing Average	7.2 vs. FIU, Nov 18, 2023	Receiving Average	2.3 vs. Missouri, Nov 24, 2023
	5.3 vs. Missouri, Nov 24, 2023		101 vs. FIU, Nov 18, 2023
	4.1 vs. Cincinnati, Oct 26, 2024		93 vs. Cincinnati, Oct 26, 2024
	3.8 at Arizona, Oct 19, 2024		87 vs. Missouri, Nov 24, 2023
	3.4 vs. Baylor, Sep 21, 2024		60 at Arizona, Oct 19, 2024
Rushing TDs	1 vs. Cincinnati, Oct 26, 2024	All-Purpose Yards	45 at Colorado St., Sep 14, 2024
	1 at Arizona, Oct 19, 2024		
	1 vs. Kansas St., Oct 12, 2024		
	...1 more at 1.		

100-YARD RUSHING GAMES (1): ALL						
DATE	TEAM	ATT.	YDS.	AVG.	LG	TD
11/18/23	FIU	14	101	7.2	25	0

2023 GXG ALL (ARKANSAS)														
DATE	OPPONENT	P/S	NO.	RUSHING				NO.	RECEIVING				W/L	SCORE
				YDS.	AVG.	LG	TD		YDS.	AVG.	LG	TD		
09/02	Western Caro.	P	4	20	5.0	8	0	0	0	0.0	0	0	W	56-13
09/09	Kent St.	P	0	0	0.0	0	0	0	0	0.0	0	0	W	28-6
09/16	BYU	P	0	0	0.0	0	0	0	0	0.0	0	0	L	31-38
09/23	at LSU	P	0	0	0.0	0	0	0	0	0.0	0	0	L	31-34
09/30	at Texas A&M	P	2	1	0.5	1	0	0	0	0.0	0	0	L	22-34
10/07	at Ole Miss	P	0	0	0.0	0	0	0	0	0.0	0	0	L	20-27
10/14	at Alabama	P	0	0	0.0	0	0	0	0	0.0	0	0	L	21-24
10/21	Mississippi St.	P	0	0	0.0	0	0	0	0	0.0	0	0	L	3-7
11/04	at Florida	P	0	0	0.0	0	0	0	0	0.0	0	0	W	39-36
11/11	Auburn	P	0	0	0.0	0	0	0	0	0.0	0	0	L	10-48
11/18	FIU	P	14	101	7.2	25	0	0	0	0.0	0	0	W	44-20
11/24	Missouri	S	15	80	5.3	13	1	3	7	2.3	4	0	L	14-48
2023 totals			12-1	35	202	5.8	25	1	3	7	2.3	4	0	4-8

2024 GXG ALL (COLORADO)														
DATE	OPPONENT	P/S	NO.	RUSHING				NO.	RECEIVING				W/L	SCORE
				YDS.	AVG.	LG	TD		YDS.	AVG.	LG	TD		
08/29	North Dakota St.	P	0	0	0.0	0	0	0	0	0.0	0	0	W	31-26
09/07	at Nebraska	P	2	6	3.0	3	0	0	0	0.0	0	0	L	10-28
09/14	at Colorado St.	S	6	31	5.2	9	0	1	14	14.0	14	0	W	28-9
09/21	Baylor	P	12	41	3.4	6	0	1	-3	-3.0	0	0	W	38-31
09/28	at UCF	P	4	39	9.8	21	0	0	0	0.0	0	0	W	48-21
10/12	Kansas St.	P	3	10	3.3	4	1	1	4	4.0	4	0	L	28-31
10/19	at Arizona	S	14	53	3.8	9	1	1	7	7.0	7	0	W	34-7
10/26	Cincinnati	S	22	91	4.1	13	1	1	2	2.0	2	0	W	34-23
2024 totals			8-3	63	271	4.3	21	3	5	24	4.8	14	0	6-2



Anquín
BARNES JR.

92

DEFENSIVE TACKLE

Hometown: Montgomery, Ala.
Height: 6'5"
Weight: 315lbs



ALL DEFENSIVE STATISTICS																
DATE	TEAM	GP	GS	TK	S	A	TACKLES					O. FUMB				
							TFL	YDS	SK	YDS	QH	FF	FR	TD	YDS	
2021	Alabama	1	0	0	0	0	0.0	0.0	0.0	0.0	0	0	0	0	0	0
2022	Alabama	1	0	0	0	0	0.0	0.0	0.0	0.0	0	0	0	0	0	0
2023	Alabama	14	0	0	0	0	0.0	0.0	0.0	0.0	0	0	0	0	0	0
2024	Colorado	7	3	6	3	3	0.5	1.0	0.0	0.0	0	0	0	0	0	0
Totals		23	3	6	3	3	0.5	1.0	0.0	0.0	0	0	0	0	0	0

SINGLE-GAME HIGHS: DEFENSIVE				
Total Tackles	2 at Arizona, Oct 19, 2024		Tackles For Loss	0.5 at UCF, Sep 28, 2024
	2 at Colorado St., Sep 14, 2024			
	1 at UCF, Sep 28, 2024			
	1 vs. Baylor, Sep 21, 2024			
Solo Tackles	2 at Arizona, Oct 19, 2024			
	1 vs. Baylor, Sep 21, 2024			

2024 GXG ALL (COLORADO)																	
DATE	OPPONENT	P/S	TK	S	A	SK	TACKLES					O. FUMB					SCORE
							YDS	TFL	YDS	QH	FF	FR	TD	YDS	W/L		
08/29	North Dakota St.						DID NOT PLAY									W	31-26
09/07	at Nebraska	P	0	0	0	0.0	0.0	0.0	0.0	0	0	0	0	0	0	L	10-28
09/14	at Colorado St.	S	2	0	2	0.0	0.0	0.0	0.0	0	0	0	0	0	W	28-9	
09/21	Baylor	S	1	1	0	0.0	0.0	0.0	0.0	0	0	0	0	0	W	38-31	
09/28	at UCF	S	1	0	1	0.0	0.0	0.5	1.0	0	0	0	0	0	W	48-21	
10/12	Kansas St.	P	0	0	0	0.0	0.0	0.0	0.0	0	0	0	0	0	L	28-31	
10/19	at Arizona	P	2	2	0	0.0	0.0	0.0	0.0	0	0	0	0	0	W	34-7	
10/26	Cincinnati	P	0	0	0	0.0	0.0	0.0	0.0	0	0	0	0	0	W	34-23	
2024 totals		7-3	6	3	3	0.0	0.0	0.5	1.0	0	0	0	0	0	6-2		
+ - Overtime																	

SINGLE-GAME HIGHS: DEFENSIVE

Total Tackles	13 vs. Georgia Tech, Sep 18, 2021 11 at Arizona St., Oct 07, 2023 10 at Washington St., Nov 17, 2023 9 at Utah, Nov 25, 2023 9 at NC State, Sep 25, 2021	Fumble Recoveries	1 at Arizona, Oct 19, 2024 1 at Colorado St., Sep 14, 2024
Solo Tackles	7 vs. Oregon St., Nov 04, 2023 7 at Arizona St., Oct 07, 2023 7 vs. Georgia Tech, Sep 18, 2021 6 at UCLA, Oct 28, 2023 5 vs. North Dakota St., Aug 29, 2024 ...3 more at 5.	Tackles For Loss	3 vs. Oregon St., Nov 04, 2023 3 vs. Furman, Sep 10, 2022 3 vs. Georgia Tech, Sep 18, 2021 2 at Arizona St., Oct 07, 2023 ...1 more at 2.
Sacks	1.5 at Virginia Tech, Dec 05, 2020 1.0 vs. North Dakota St., Aug 29, 2024 1.0 at Utah, Nov 25, 2023 1.0 at Washington St., Nov 17, 2023 ...7 more at 1.0.	Longest Opponent's Fumble Return	2 at Colorado St., Sep 14, 2024
Passes Defensed	1 vs. Oregon St., Nov 04, 2023 1 at Arizona St., Oct 07, 2023	Longest Own Fumble Return	2 at Colorado St., Sep 14, 2024
Forced Fumbles	1 at Colorado St., Sep 14, 2024 1 vs. Georgia, Sep 04, 2021 1 vs. Pittsburgh, Nov 28, 2020		

2019 GXG ALL (CLEMSON)

DATE	OPPONENT	P/S	TACKLES					O. FUMB					YDS	W/L	SCORE
			TK	S	A	SK	YDS	TFL	YDS	QH	FF	FR	TD		
08/29	Georgia Tech	P	0	0	0	0.0	0.0	0.0	0.0	0	0	0	0	0	W 52-14
09/21	Charlotte	P	1	1	0	0.0	0.0	0.0	0.0	0	0	0	0	0	W 52-10
11/02	Wofford	P	2	2	0	0.0	0.0	0.0	0.0	0	0	0	0	0	W 59-14
11/16	Wake Forest	P	1	1	0	0.0	0.0	0.0	0.0	0	0	0	0	0	W 52-3
2019 totals			4-0	4	4	0	0.0	0.0	0.0	0	0	0	0	0	4-0

2020 GXG ALL (CLEMSON)

DATE	OPPONENT	P/S	TACKLES					O. FUMB					YDS	W/L	SCORE
			TK	S	A	SK	YDS	TFL	YDS	QH	FF	FR	TD		
09/12	at Wake Forest	P	2	2	0	1.0	5.0	1.0	5.0	0	0	0	0	0	W 37-13
09/19	The Citadel	P	1	1	0	0.0	0.0	0.0	0.0	0	0	0	0	0	W 49-0
10/03	Virginia	P	0	0	0	0.0	0.0	0.0	0.0	0	0	0	0	0	W 41-23
10/10	Miami (FL)	P	0	0	0	0.0	0.0	0.0	0.0	0	0	0	0	0	W 42-17
10/17	at Georgia Tech	P	1	0	1	0.0	0.0	0.0	0.0	0	0	0	0	0	W 73-7
10/24	Syracuse	P	3	2	1	0.0	0.0	0.0	0.0	0	0	0	0	0	W 47-21
10/31	Boston College	P	0	0	0	0.0	0.0	0.0	0.0	0	0	0	0	0	W 34-28
11/06	at Notre Dame	P	0	0	0	0.0	0.0	0.0	0.0	0	0	0	0	0	L 40-47
11/28	Pittsburgh	P	2	2	0	1.0	8.0	2.0	15.0	0	1	0	0	0	W 52-17
12/05	at Virginia Tech	P	4	3	1	1.5	10.0	1.5	10.0	0	0	0	0	0	W 45-10
12/19	at Notre Dame	P	1	0	1	0.0	0.0	0.0	0.0	0	0	0	0	0	W 34-10
01/01	Ohio St.	P	0	0	0	0.0	0.0	0.0	0.0	0	0	0	0	0	L 28-49
2020 totals			12-0	14	10	4	3.5	23.0	4.5	30.0	0	1	0	0	0 10-2

+- Overtime

2021 GXG ALL (CLEMSON)

DATE	OPPONENT	P/S	TACKLES					O. FUMB					YDS	W/L	SCORE
			TK	S	A	SK	YDS	TFL	YDS	QH	FF	FR	TD		
09/04	Georgia	P	1	1	0	0.0	0.0	0.0	0.0	0	1	0	0	0	L 3-10
09/11	South Carolina St.	P	1	1	0	0.0	0.0	0.0	0.0	0	0	0	0	0	W 49-3
09/18	Georgia Tech	S	13	7	6	1.0	2.0	3.0	9.0	0	0	0	0	0	W 14-8
09/25	at NC State	P	9	4	5	0.0	0.0	0.0	0.0	0	0	0	0	0	L 21-27
10/02	Boston College	P	0	0	0	0.0	0.0	0.0	0.0	0	0	0	0	0	W 19-13
10/15	at Syracuse	P	1	1	0	0.0	0.0	1.0	2.0	0	0	0	0	0	W 17-14
10/23	at Pittsburgh	P	0	0	0	0.0	0.0	0.0	0.0	0	0	0	0	0	L 17-27
10/30	Florida St.	P	0	0	0	0.0	0.0	0.0	0.0	0	0	0	0	0	W 30-20
11/06	at Louisville	P	0	0	0	0.0	0.0	0.0	0.0	0	0	0	0	0	W 30-24
11/13	UConn	P	0	0	0	0.0	0.0	0.0	0.0	0	0	0	0	0	W 44-7
11/20	Wake Forest		DID NOT PLAY												W 48-27
11/27	at South Carolina		DID NOT PLAY												W 30-0
12/29	at Iowa St.	S	5	3	2	0.0	0.0	0.0	0.0	1	0	0	0	0	W 20-13
2021 totals			11-2	30	17	13	1.0	2.0	4.0	11.0	1	1	0	0	0 10-3

+- Overtime

2022 GXG ALL (CLEMSON)

DATE	OPPONENT	P/S	TACKLES					O. FUMB					YDS	W/L	SCORE
			TK	S	A	SK	YDS	TFL	YDS	QH	FF	FR	TD		
09/05	at Georgia Tech	P	3	2	1	0.0	0.0	0.0	0.0	0	0	0	0	0	W 41-10
09/10	Furman	P	7	5	2	1.0	5.0	3.0	8.0	0	0	0	0	0	W 35-12
09/17	Louisiana Tech	P	1	0	1	0.0	0.0	0.0	0.0	0	0	0	0	0	W 48-20
09/24	at Wake Forest	P	0	0	0	0.0	0.0	0.0	0.0	0	0	0	0	0	W 51-45
10/01	NC State	P	2	1	1	0.0	0.0	0.0	0.0	0	0	0	0	0	W 30-20
10/08	at Boston College	P	1	1	0	0.0	0.0	0.0	0.0	0	0	0	0	0	W 31-3
10/15	at Florida St.	P	4	3	1	0.0	0.0	0.0	0.0	0	0	0	0	0	W 34-28
10/22	Syracuse	P	0	0	0	0.0	0.0	0.0	0.0	0	0	0	0	0	W 27-21
11/05	at Notre Dame	P	2	1	1	0.0	0.0	0.0	0.0	0	0	0	0	0	L 14-35
11/12	Louisville	P	0	0	0	0.0	0.0	0.0	0.0	0	0	0	0	0	W 31-16
11/19	Miami (FL)	P	0	0	0	0.0	0.0	0.0	0.0	0	0	0	0	0	W 40-10
11/26	South Carolina	P	0	0	0	0.0	0.0	0.0	0.0	0	0	0	0	0	L 30-31
12/03	at North Carolina	P	0	0	0	0.0	0.0	0.0	0.0	0	0	0	0	0	W 39-10
12/30	Tennessee		DID NOT PLAY												L 14-31
2022 totals			13-0	20	13	7	1.0	5.0	3.0	8.0	0	0	0	0	0 11-3

+- Overtime

2023 GXG ALL (COLORADO)

DATE	OPPONENT	P/S	TACKLES					O. FUMB					YDS	W/L	SCORE
			TK	S	A	SK	YDS	TFL	YDS	QH	FF	FR	TD		
09/02	at TCU	S	5	1	4	0.0	0.0	0.0	0.0	1	0	0	0	0	W 45-42
09/09	Nebraska	P	3	2	1	0.0	0.0	0.0	0.0	1	0	0	0	0	W 36-14
09/16	Colorado St.	P	0	0	0	0.0	0.0	0.0	0.0	0	0	0	0	0	W 43-35
09/23	at Oregon	P	6	1	5	0.0	0.0	0.5	1.0	0	0	0	0	0	L 6-42
09/30	Southern California	P	0	0	0	0.0	0.0	0.0	0.0	1	0	0	0	0	L 41-48
10/07	at Arizona St.	S	11	7	4	1.0	7.0	2.0	9.0	0	0	0	0	0	W 27-24
10/13	Stanford	S	6	5	1	0.0	0.0	1.5	3.0	1	0	0	0	0	L 43-46
10/28	at UCLA	P	8	6	2	1.0	1.0	1.0	1.0	0	0	0	0	0	L 16-28
11/04	Oregon St.	S	8	7	1	1.0	4.0	3.0	11.0	0	0	0	0	0	L 19-26
11/11	Arizona	S	3	3	0	0.0	0.0	0.0	0.0	0	0	0	0	0	L 31-34
11/17	at Washington St.	S	10	3	7	1.0	8.0	1.5	9.0	0	0	0	0	0	L 14-56
11/25	at Utah	S	9	5	4	1.0	5.0	1.5	6.0	0	0	0	0	0	L 17-23
2023 totals			12-7	69	40	29	5.0	25.0	11.0	40.0	4	0	0	0	4-8

+- Overtime

2024 GXG ALL (COLORADO)

DATE	OPPONENT	P/S	TACKLES					O. FUMB					YDS	W/L	SCORE
			TK	S	A	SK	YDS	TFL	YDS	QH	FF	FR	TD		
08/29	North Dakota St.	S	5	5	0	1.0	5.0	1.0	5.0	0	0	0	0	0	W 31-26
09/07	at Nebraska	S	5	3	2	0.0	0.0	0.0	0.0	0	0	0	0	0	L 10-28
09/14	at Colorado St.	S	5	4	1	0.0	0.0	1.0	1.0	0	1	1	0	2	W 28-9
09/21	Baylor	S	4	2	2	0.0	0.0	0.0	0.0	0	0	0	0	0	W 38-31
09/28	at UCF	S	0	0	0	0.0	0.0	0.0	0.0	0	0	0	0	0	W 48-21
10/12	Kansas St.	S	2	2	0	0.0	0.0	0.0	0.0	1	0	0	0	0	L 28-31
10/19	at Arizona	S	3	0	3	0.0	0.0	0.0	0.0	1	0	1	0	0	W 34-7
10/26	Cincinnati	S	5	4	1	0.0	0.0	0.0	0.0	0	0	0	0	0	W 34-23
2024 totals			8-8	29	20	9	1.0	5.0	2.0	6.0	2	1	2	0	2 6-2

+- Overtime



Rayyan
BUELL

47

DEFENSIVE TACKLE

Hometown: Hornell, NY.
Height: 6'3"
Weight: 280lbs



ALL DEFENSIVE STATISTICS

2023-24 Season Statistics																					
DATE	TEAM	GP	GS	TK	PASSING						RUSHING				TACKLES			O. FUMB			
					YDS	TD	INT	QB	RB	FB	WR	TE	YDS	TD	AT	YDS	TD	SK	YDS	QH	FF
2022	Ohio	11	0	9	4	5	2.0	14.0	2.0	14.0	2	0	0	0	0	0	0	0	0	0	0
2023	Ohio	13	12	30	12	18	12.5	55.0	4.5	25.0	3	0	0	0	0	0	0	0	0	0	
2024	Colorado	4	0	3	3	0	0.0	0.0	0.0	0.0	1	0	0	0	0	0	0	0	0	0	
Totals		28	12	42	19	23	14.5	69.0	6.5	39.0	6	0	0	0	0	0	0	0	0	0	

2022 GXG ALL (OHIO)

TACKLES											O. FUMB					
DATE	OPPONENT	P/S	TK	S	A	SK	YDS	TFL	YDS	QH	FF	FR	TD	YDS	W/L	SCORE
09/03	Fla. Atlantic	P	1	0	1	0.0	0.0	0.0	0.0	0	0	0	0	0	W	41-38
09/10	at Penn St.	P	2	2	0	1.0	7.0	1.0	7.0	0	0	0	0	0	L	10-46
09/17	at Iowa St.	P	3	0	3	0.0	0.0	0.0	0.0	0	0	0	0	0	L	10-43
09/24	Fordham	P	1	1	0	1.0	7.0	1.0	7.0	0	0	0	0	0	W	59-52
10/01	at Kent St.	P	0	0	0	0.0	0.0	0.0	0.0	0	0	0	0	0	L	24-31+
10/08	Akron	P	0	0	0	0.0	0.0	0.0	0.0	0	0	0	0	0	W	55-34
10/15	at Western Mich.		DID NOT PLAY												W	33-14
10/22	NIU		DID NOT PLAY												W	24-17
11/01	Buffalo	P	0	0	0	0.0	0.0	0.0	0.0	2	0	0	0	0	W	45-24
11/08	at Miami (OH)	P	0	0	0	0.0	0.0	0.0	0.0	0	0	0	0	0	W	37-21
11/15	at Ball St.	P	2	1	1	0.0	0.0	0.0	0.0	0	0	0	0	0	W	32-18
11/22	Bowling Green	P	0	0	0	0.0	0.0	0.0	0.0	0	0	0	0	0	W	38-14
12/03	Toledo		DID NOT PLAY												L	7-17
12/30	at Wyoming	P	0	0	0	0.0	0.0	0.0	0.0	0	0	0	0	0	W	30-27+
2022 totals		11-0	9	4	5	2.0	14.0	2.0	14.0	2	0	0	0	0	10-4	

+ - Overtime

2023 GXG ALL (OHIO)

		TACKLES								O. FUMB						
DATE	OPPONENT	P/S	TK	S	A	SK	YDS	TFL	YDS	QH	FF	FR	TD	YDS	W/L	SCORE
08/26	at San Diego St.	S	3	0	3	0.0	0.0	0.5	2.0	1	0	0	0	0	L	13-20
09/02	LIU	S	3	2	1	1.0	8.0	1.0	8.0	0	0	0	0	0	W	27-10
09/09	at Fla. Atlantic	S	2	0	2	0.5	1.0	1.0	3.0	0	0	0	0	0	W	17-10
09/16	Iowa St.	S	3	2	1	0.0	0.0	1.5	7.0	1	0	0	0	0	W	10-7
09/23	at Bowling Green	S	1	1	0	1.0	8.0	1.0	8.0	0	0	0	0	0	W	38-7
10/07	Kent St.	S	4	1	3	1.0	3.0	2.0	6.0	0	0	0	0	0	W	42-17
10/14	at NIU	S	7	3	4	0.0	0.0	2.5	8.0	0	0	0	0	0	L	13-23
10/21	Western Mich.	S	1	0	1	0.0	0.0	0.5	1.0	1	0	0	0	0	W	20-17
10/28	Miami (OH)	S	4	1	3	1.0	5.0	1.5	6.0	0	0	0	0	0	L	16-30
11/07	at Buffalo	S	0	0	0	0.0	0.0	0.0	0.0	0	0	0	0	0	W	20-10
11/15	Central Mich.	S	1	1	0	0.0	0.0	0.0	0.0	0	0	0	0	0	W	34-20
11/24	at Akron	P	0	0	0	0.0	0.0	0.0	0.0	0	0	0	0	0	W	25-14
12/16	Ga. Southern	S	1	1	0	0.0	0.0	1.0	6.0	0	0	0	0	0	W	41-21
2023 totals			13-12	30	12	18	4.5	25.0	12.5	55.0	3	0	0	0	10-3	

2024 GXG ALL (COLORADO)

DATE	OPPONENT	P/S	TACKLES							O. FUMB							SCORE
			TK	S	A	SK	YDS	TFL	YDS	QH	FF	FR	TD	YDS	W/L		
08/29	North Dakota St.	P	0	0	0	0.0	0.0	0.0	0.0	0	0	0	0	0	W	31-26	
09/07	at Nebraska		DID NOT PLAY												L	10-28	
09/14	at Colorado St.	P	1	1	0	0.0	0.0	0.0	0.0	1	0	0	0	0	W	28-9	
09/21	Baylor	P	1	1	0	0.0	0.0	0.0	0.0	0	0	0	0	0	W	38-31+	
09/28	at UCF	P	1	1	0	0.0	0.0	0.0	0.0	0	0	0	0	0	W	48-21	
10/12	Kansas St.		DID NOT PLAY												L	28-31	
10/19	at Arizona		DID NOT PLAY												W	34-7	
10/26	Cincinnati		DID NOT PLAY												W	34-23	
2024 totals			4-0	3	3	0	0.0	0.0	0.0	0.0	1	0	0	0	0	6-2	

+ - Overtime



Shane COKES

99

DEFENSIVE LINEMAN

Hometown: Dayton, Ohio

Height: 6'3"

Weight: 275lbs



ALL DEFENSIVE STATISTICS

DATE	TEAM	GP	GS	TK	S	A	TACKLES					O. FUMB				
							FL	YDS	SK	YDS	OH	FF	FR	TD	YDS	
2019	Dartmouth	2	0	2	1	1	0.0	0.0	0.0	0.0	0	0	0	0	0	
2021	Dartmouth	10	10	32	19	13	5.5	29.0	4.0	27.0	1	0	1	0	0	
2022	Dartmouth	10	10	54	28	26	8.5	43.0	4.5	28.0	2	1	0	0	0	
2023	Colorado	12	9	29	12	17	0.0	0.0	0.0	0.0	0	0	0	0	0	
2024	Colorado	8	8	17	9	8	2.5	8.0	1.0	4.0	1	1	0	0	0	
Totals		42	37	134	69	65	16.5	80.0	9.5	59.0	4	2	1	0	0	

SINGLE-GAME HIGHS: DEFENSIVE

Total Tackles	9 at Utah, Nov 25, 2023 8 vs. Penn, Sep 30, 2022 8 at Sacred Heart, Sep 24, 2022 7 vs. Princeton, Nov 05, 2021 6 vs. Brown, Nov 19, 2022 ...3 more at 6.	Forced Fumbles	1 at UCF, Sep 28, 2024 1 vs. New Hampshire, Oct 15, 2022 1 at Harvard, Oct 30, 2021 2.5 vs. New Hampshire, Oct 15, 2022 1.5 vs. Brown, Nov 19, 2022 1 vs. Baylor, Sep 21, 2024 ...5 more at 1.
Solo Tackles	6 vs. Penn, Sep 30, 2022 4 vs. Brown, Nov 19, 2022 4 at Sacred Heart, Sep 24, 2022 4 at Brown, Nov 20, 2021 ...2 more at 4.	Fumble Recoveries	
Sacks	2.5 vs. Princeton, Nov 05, 2021 1.0 vs. Baylor, Sep 21, 2024 1.0 vs. Brown, Nov 19, 2022 1.0 vs. Harvard, Oct 29, 2022 ...3 more at 1.0.	Tackles For Loss	
Passes Defensed	1 at Arizona St., Oct 07, 2023 1 at Princeton, Nov 05, 2022		

2019 GXG ALL (DARTMOUTH)

		TACKLES									O. FUMB						
DATE	OPPONENT	P/S	TK	S	A	SK	YDS	TFL	YDS	QH	FF	FR	TD	YDS	W/L	SCORE	
09/28	Colgate	P	1	0	1	0.0	0.0	0.0	0.0	0	0	0	0	0	W	38-3	
10/12	Yale	P	1	1	0	0.0	0.0	0.0	0.0	0	0	0	0	0	W	42-10	
2019 totals		2-0	2	1	1	0.0	0.0	0.0	0.0	0	0	0	0	0	2-0		

2021 GXG ALL (DARTMOUTH)

DATE	OPPONENT	P/S	TACKLES							O. FUMB							SCORE
			TK	S	A	SK	YDS	TFL	YDS	QH	FF	FR	TD	YDS	W/L		
09/18	at Valparaiso	S	4	2	2	0	0.0	0.0	0.0	0	0	0	0	0	W	28-18	
09/25	Sacred Heart	S	1	1	0	0	0.0	0.0	1.0	1.0	0	0	0	0	W	41-3	
10/01	at Penn	S	1	0	1	0.5	4.0	0.5	4.0	0	0	0	0	0	W	31-7	
10/09	Yale	S	5	4	1	0.0	0.0	0.0	0.0	0	0	0	0	0	W	24-17+	
10/16	at New Hampshire	S	2	1	1	0.0	0.0	0.0	0.0	0	0	0	0	0	W	38-21	
10/22	Columbia	S	4	2	2	0	0.0	0.0	0.0	0	0	0	0	0	L	0-19	
10/30	at Harvard	S	1	0	1	0	0.0	0.0	0.5	1.0	1	0	1	0	W	20-17	
11/05	Princeton	S	7	4	3	2.5	13.0	2.5	13.0	0	0	0	0	0	W	31-7	
11/13	Cornell	S	1	1	0	1.0	10.0	1.0	10.0	0	0	0	0	0	W	41-7	
11/20	at Brown	S	6	4	2	0.0	0.0	0.0	0.0	0	0	0	0	0	W	52-31	
2021 totals			10-10	32	19	13	4.0	27.0	5.5	29.0	1	0	1	0	0	9-1	

+ - Overtime

2022 GXG ALL (DARTMOUTH)

		TACKLES										O. FUMB					
DATE	OPPONENT	P/S	TK	S	A	SK	YDS	TFL	YDS	QH	FF	FR	TD	YDS	W/L	SCORE	
09/17	Valparaiso	S	6	1	5	1.0	4.0	1.0	4.0	0	0	0	0	0	W	35-13	
09/24	at Sacred Heart	S	8	4	4	0.0	0.0	1.0	4.0	0	0	0	0	0	L	31-38+	
09/30	Penn	S	8	6	2	0.5	1.0	0.5	1.0	2	0	0	0	0	L	17-23+	
10/08	at Yale	S	6	3	3	0.0	0.0	0.5	2.0	0	0	0	0	0	L	21-24	
10/15	New Hampshire	S	5	3	2	1.0	11.0	2.5	15.0	0	1	0	0	0	L	0-14	
10/22	at Columbia	S	2	0	2	0.0	0.0	0.0	0.0	0	0	0	0	0	W	27-24	
10/29	Harvard	S	5	3	2	1.0	6.0	1.0	6.0	0	0	0	0	0	L	13-28	
11/05	at Princeton	S	3	1	2	0.0	0.0	0.0	0.0	0	0	0	0	0	L	14-17	
11/12	at Cornell	S	5	3	2	0.0	0.0	0.5	3.0	0	0	0	0	0	L	13-17	
11/19	Brown	S	6	4	2	1.0	6.0	1.5	8.0	0	0	0	0	0	W	30-7	
2022 totals		10-10	54	28	26	4.5	28.0	8.5	43.0	2	1	0	0	0	3-7		

2024 GXG ALL (COLORADO)

DATE	OPPONENT	P/S	TACKLES							O. FUMB							SCORE
			TK	S	A	SK	YDS	TFL	YDS	QH	FF	FR	TD	YDS	W/L		
08/29	North Dakota St.	S	2	2	0	0.0	0.0	0.0	0.0	0	0	0	0	W	31-26		
09/07	at Nebraska	S	2	2	0	0.0	0.0	1.0	3.0	0	0	0	0	L	10-28		
09/14	at Colorado St.	S	3	1	2	0.0	0.0	0.0	0.0	1	0	0	0	W	28-9		
09/21	Baylor	S	5	2	3	1.0	4.0	1.0	4.0	0	0	0	0	W	38-31+		
09/28	at UCF	S	2	1	1	0.0	0.0	0.5	1.0	0	1	0	0	W	48-21		
10/12	Kansas St.	S	1	0	1	0.0	0.0	0.0	0.0	0	0	0	0	L	28-31		
10/19	at Arizona	S	1	0	1	0.0	0.0	0.0	0.0	0	0	0	0	W	34-7		
10/26	Cincinnati	S	1	1	0	0.0	0.0	0.0	0.0	0	0	0	0	W	34-23		
2024 totals			8-8	17	9	8	1.0	4.0	2.5	8.0	1	1	0	0	6-2		

+ - Overtime



B.J. GREEN II

35

DEFENSIVE LINEMAN

Hometown: Atlanta, GA

Height: 6'1"

Weight: 270lbs



ALL DEFENSIVE STATISTICS

DATE	TEAM	GP	GS	TK	S	A	TACKLES			YDS	QH	O. FUMB			YDS
							TFL	YDS	SK			FF	FR	TD	
2021	Arizona St.	12	0	8	6	2	5.0	43.0	5.0	43.0	1	0	0	0	0
2022	Arizona St.	12	1	13	7	6	4.5	37.0	2.5	26.0	2	0	0	0	0
2023	Arizona St.	12	12	39	21	18	11.5	55.0	6.0	38.0	11	1	0	0	0
2024	Colorado	8	6	15	8	7	7.0	35.0	3.0	22.0	3	1	1	0	0
Totals		44	19	75	42	33	28.0	170.0	16.5	129.0	17	2	1	0	0

SINGLE-GAME HIGHS: DEFENSIVE

Total Tackles	7 vs. Colorado, Oct 07, 2023	Forced Fumbles	1 at Arizona, Oct 19, 2024
	6 at Utah, Nov 04, 2023		1 vs. Southern California, Sep 23, 2023
	5 vs. Washington St., Oct 28, 2023	Fumble Recoveries	1 at Colorado St., Sep 14, 2024
	4 vs. Kansas St., Oct 12, 2024	Tackles For Loss	3 vs. Oklahoma St., Sep 09, 2023
Solo Tackles	4 vs. Southern Utah, Aug 31, 2023		2.5 vs. Washington St., Oct 28, 2023
	5 vs. Colorado, Oct 07, 2023		2 vs. Kansas St., Oct 12, 2024
	4 vs. Washington St., Oct 28, 2023		2 vs. Baylor, Sep 21, 2024
	3 vs. Kansas St., Oct 12, 2024		2 at Colorado, Oct 29, 2022
Sacks	3 at Utah, Nov 04, 2023		...1 more at 2.
	3 vs. Oklahoma St., Sep 09, 2023		
	2.0 vs. Kansas St., Oct 12, 2024		
	2.0 vs. Oklahoma St., Sep 09, 2023		
	2.0 vs. Wisconsin, Dec 30, 2021		
	1.5 vs. Washington St., Oct 28, 2023		
	1.0 at Arizona, Oct 19, 2024		
	...6 more at 1.0.		

2021 GXG ALL (ARIZONA ST.)

DATE	OPPONENT	P/S	TACKLES								O. FUMB							SCORE
			TK	S	A	SK	YDS	TFL	YDS	QH	FF	FR	TD	YDS	W/L			
09/02	Southern Utah	P	1	1	0	1.0	9.0	1.0	9.0	0	0	0	0	W	41-14			
09/11	UNLV	P	1	0	1	0.5	4.0	0.5	4.0	1	0	0	0	W	37-10			
09/18	at BYU	P	0	0	0	0.0	0.0	0.0	0.0	0	0	0	0	L	17-27			
09/25	Colorado	P	1	0	1	0.5	5.0	0.5	5.0	0	0	0	0	W	35-13			
10/02	at UCLA	P	1	1	0	1.0	3.0	1.0	3.0	0	0	0	0	W	42-23			
10/08	Stanford	P	0	0	0	0.0	0.0	0.0	0.0	0	0	0	0	W	28-10			
10/16	at Utah	P	0	0	0	0.0	0.0	0.0	0.0	0	0	0	0	L	21-35			
10/30	Washington St.	P	0	0	0	0.0	0.0	0.0	0.0	0	0	0	0	L	21-34			
11/06	Southern California	P	0	0	0	0.0	0.0	0.0	0.0	0	0	0	0	W	31-16			
11/13	at Washington	P	0	0	0	0.0	0.0	0.0	0.0	0	0	0	0	W	35-30			
11/20	at Oregon St.		DID NOT PLAY													L	10-24	
11/27	Arizona	P	2	2	0	0.0	0.0	0.0	0.0	0	0	0	0	W	38-15			
12/30	Wisconsin	P	2	2	0	2.0	22.0	2.0	22.0	0	0	0	0	L	13-20			
2021 totals			12-0	8	6	2	5.0	43.0	5.0	43.0	1	0	0	0	8-5			

2022 GXG ALL (ARIZONA ST.)

DATE	OPPONENT	P/S	TACKLES							O. FUMB							SCORE
			TK	S	A	SK	YDS	TFL	YDS	QH	FF	FR	TD	YDS	W/L		
09/01	Northern Ariz.	P	1	0	1	0.0	0.0	0.0	0.0	0	0	0	0	W	40-3		
09/10	at Oklahoma St.	P	2	0	2	0.0	0.0	0.0	0.0	0	0	0	0	L	17-34		
09/17	Eastern Mich.	S	1	0	1	0.0	0.0	0.0	0.0	0	0	0	0	L	21-30		
09/24	Utah	P	0	0	0	0.0	0.0	0.0	0.0	0	0	0	0	L	13-34		
10/01	at Southern California	P	0	0	0	0.0	0.0	0.0	0.0	0	0	0	0	L	25-42		
10/08	Washington	P	2	1	1	0.5	5.0	0.5	5.0	0	0	0	0	W	45-38		
10/22	at Stanford	P	1	1	0	1.0	7.0	1.0	7.0	0	0	0	0	L	14-15		
10/29	at Colorado	P	2	2	0	0.0	0.0	2.0	11.0	0	0	0	0	W	42-34		
11/05	UCLA	P	0	0	0	0.0	0.0	0.0	0.0	1	0	0	0	L	36-50		
11/12	at Washington St.	P	1	1	0	1.0	14.0	1.0	14.0	1	0	0	0	L	18-28		
11/19	Oregon St.	P	3	2	1	0.0	0.0	0.0	0.0	0	0	0	0	L	7-31		
11/25	at Arizona	P	0	0	0	0.0	0.0	0.0	0.0	0	0	0	0	L	35-38		
2022 totals			12-1	13	7	6.5	26.0	4.5	37.0	2	0	0	0	3-9			

2023 GXG ALL (ARIZONA ST.)

TACKLES										O. FUMB						
DATE	OPPONENT	P/S	TK	S	A	SK	YDS	TFL	YDS	QH	FF	FR	TD	YDS	W/L	SCORE
08/31	Southern Utah	S	4	2	2	0.0	0.0	0.0	0.0	1	0	0	0	0	W	21-7
09/09	Oklahoma St.	S	3	3	0	2.0	12.0	3.0	15.0	3	0	0	0	0	L	15-27
09/16	Fresno St.	S	3	1	2	0.0	0.0	1.0	4.0	1	0	0	0	0	L	0-29
09/23	Southern California	S	1	1	0	1.0	5.0	1.0	5.0	1	1	0	0	0	L	28-42
09/30	at California	S	3	0	3	0.0	0.0	0.5	1.0	1	0	0	0	0	L	21-24
10/07	Colorado	S	7	5	2	1.0	11.0	1.5	13.0	1	0	0	0	0	L	24-27
10/21	at Washington	S	0	0	0	0.0	0.0	0.0	0.0	0	0	0	0	0	L	7-15
10/28	Washington St.	S	5	4	1	1.5	9.0	2.5	15.0	2	0	0	0	0	W	38-27
11/04	at Utah	S	6	3	3	0.5	1.0	1.5	2.0	0	0	0	0	0	L	3-55
11/11	at UCLA	S	3	1	2	0.0	0.0	0.0	0.0	0	0	0	0	0	W	17-7
11/18	Oregon	S	2	0	2	0.0	0.0	0.5	0.0	0	0	0	0	0	L	13-49
11/25	Arizona	S	2	1	1	0.0	0.0	0.0	0.0	1	0	0	0	0	L	23-59
2023 totals			12-12	39	21	18	6.0	38.0	11.5	55.0	11	1	0	0	0	3-9

2024 GXG ALL (COLORADO)

TACKLES											O. FUMB					
DATE	OPPONENT	P/S	TK	S	A	SK	YDS	TFL	YDS	QH	FF	FR	TD	YDS	W/L	SCORE
08/29	North Dakota St.	P	1	1	0	0.0	0.0	1.0	7.0	0	0	0	0	0	W	31-26
09/07	at Nebraska	P	0	0	0	0.0	0.0	0.0	0.0	1	0	0	0	0	L	10-28
09/14	at Colorado St.	S	3	0	3	0.0	0.0	0.5	1.0	1	0	1	0	0	W	28-9
09/21	Baylor	S	2	2	0	0.0	0.0	2.0	4.0	0	0	0	0	0	W	38-31+
09/28	at UCF	S	1	0	1	0.0	0.0	0.5	1.0	0	0	0	0	0	W	48-21
10/12	Kansas St.	S	4	3	1	2.0	16.0	2.0	16.0	1	0	0	0	0	L	28-31
10/19	at Arizona	S	3	1	2	1.0	6.0	1.0	6.0	0	1	0	0	0	W	34-7
10/26	Cincinnati	S	1	1	0	0.0	0.0	0.0	0.0	0	0	0	0	0	W	34-23
2024 totals			8-6	15	8	7	3.0	22.0	7.0	35.0	3	1	1	0	0	6-2

+ - Overtime



Dallan HAYDEN

7

RUNNING BACK

Hometown: Memphis, TN

Height: 5'10"

Weight: 205lbs



ALL RUSHING/RECEIVING STATISTICS

DATE	TEAM	GP	GS	RUSHING				RECEIVING					
				NO.	YDS.	AVG.	LG	TD	NO.	YDS.	AVG.	LG	TD
2022	Ohio St.	10	1	111	553	5.0	45	5	4	23	5.8	10	0
2023	Ohio St.	13	0	19	110	5.8	19	1	1	-2	-2.0	0	0
2024	Colorado	6	1	48	167	3.5	27	1	9	68	7.6	21	0
Totals		29	2	178	830	4.7	45	7	14	89	6.4	21	0

2024 GXG ALL (COLORADO)

		TACKLES										O. FUMB					
DATE	OPPONENT	P/S	TK	S	A	SK	YDS	TFL	YDS	QH	FF	FR	TD	YDS	W/L	SCORE	
08/29	North Dakota St.	S	5	3	2	0.0	0.0	1.0	3.0	0	0	0	0	0	W	31-26	
09/07	at Nebraska	S	4	4	0	0.0	0.0	0.0	0.0	0	0	0	0	0	L	10-28	
09/14	at Colorado St.	S	4	2	2	2.0	10.0	2.5	11.0	0	0	0	0	0	W	28-9	
09/21	Baylor	P	3	1	2	0.0	0.0	0.0	0.0	1	0	0	0	0	W	38-31+	
09/28	at UCF						DID NOT PLAY								W	48-21	
10/12	Kansas St.														L	28-31	
10/19	at Arizona						DID NOT PLAY								W	34-7	
10/26	Cincinnati						DID NOT PLAY								W	34-23	
2024 totals		4-3	16	10	6	2.0	10.0	3.5	14.0	1	0	0	0	0	6-2		

+ - Overtime



Nikhai HILL-GREEN


41

LINEBACKER

Hometown: Baltimore, MD

Height: 6'2"

Weight: 230lbs



ALL DEFENSIVE STATISTICS

DATE	TEAM	GP	GS	TK	S	A	TACKLES										O. FUMB				
							TFL	YDS	SK	YDS	QH	FF	FR	TD	YDS	W/L					
2020	Michigan	4	0	1	0	1	0.0	0.0	0.0	0.0	0	0	0	0	0	0	0	0	0	0	0
2021	Michigan	14	6	50	35	15	2.0	5.0	0.0	0.0	0	0	0	0	0	0	0	0	0	0	0
2022	Michigan	0	0	0	0	0	0.0	0.0	0.0	0.0	0	0	0	0	0	0	0	0	0	0	0
2023	Charlotte	12	7	73	48	25	9.0	26.0	2.0	10.0	0	1	0	0	0	0	0	0	0	0	0
2024	Colorado	8	7	59	36	23	8.0	21.0	2.0	11.0	1	0	0	0	0	0	0	0	0	0	0
Totals		38	20	183	119	64	19.0	52.0	4.0	21.0	1	1	0	0	0	0	0	0	0	0	0

SINGLE-GAME HIGHS: DEFENSIVE

Total Tackles	13 vs. Kansas St., Oct 12, 2024	Passes Defensed	1 vs. Cincinnati, Oct 26, 2024
	11 vs. Memphis, Nov 11, 2023		1 vs. Kansas St., Oct 12, 2024
	11 at Tulsa, Nov 04, 2023		1 at UCF, Sep 28, 2024
	11 at SMU, Sep 30, 2023		...4 more at 1.
	9 at UCF, Sep 28, 2024		1 at Tulsa, Nov 04, 2023
Solo Tackles	10 at SMU, Sep 30, 2023	Forced Fumbles	2 vs. Cincinnati, Oct 26, 2024
	9 at Tulsa, Nov 04, 2023		2 at UCF, Sep 28, 2024
	8 vs. Kansas St., Oct 12, 2024		2 at Colorado St., Sep 14, 2024
	6 vs. Rutgers, Sep 25, 2021		...1 more at 2.
	5 at Arizona, Oct 19, 2024		
Sacks	...7 more at 5.	Tackles For Loss	
	1.0 at Arizona, Oct 19, 2024		
	1.0 at UCF, Sep 28, 2024		
	1.0 vs. Navy, Oct 14, 2023		
	...1 more at 1.0.		

2020 GXG ALL (MICHIGAN)

TACKLES															O. FUMB				
DATE	OPPONENT	P/S	TK	S	A	SK	YDS	TFL	YDS	QH	FF	FR	TD	YDS	W/L	SCORE			
10/24	at Minnesota														W	49-24			
10/31	Michigan St.	P	0	0	0	0.0	0.0	0.0	0.0	0	0	0	0	0	L	24-27			
11/14	Wisconsin	P	1	0	1	0.0	0.0	0.0	0.0	0	0	0	0	0	L	11-49			
11/28	Penn St.	P	0	0	0	0.0	0.0	0.0	0.0	0	0	0	0	0	L	17-27			
2020 totals		3-0	1	0	1	0.0	0.0	0.0	0.0	0	0	0	0	0	1-3				

2021 GXG ALL (MICHIGAN)

DATE	OPPONENT	P/S	TACKLES										O. FUMB					SCORE
			TK	S	A	SK	YDS	TFL	YDS	QH	FF	FR	TD	YDS	W/L			
09/04	Western Mich.	S	4	4	0	0.0	0.0	0.0	0.0	0	0	0	0	W	47-14			
09/11	Washington	S	3	3	0	0.0	0.0	0.0	0.0	0	0	0	0	W	31-10			
09/18	NIU	S	3	2	1	0.0	0.0	1.0	4.0	0	0	0	0	W	63-10			
09/25	Rutgers	S	8	6	2	0.0	0.0	1.0	1.0	0	0	0	0	W	20-13			
10/02	at Wisconsin	S	5	4	1	0.0	0.0	0.0	0.0	0	0	0	0	W	38-17			
10/09	at Nebraska	S	4	4	0	0.0	0.0	0.0	0.0	0	0	0	0	W	32-29			
10/23	Northwestern	P	4	2	2	0.0	0.0	0.0	0.0	0	0	0	0	W	33-7			
10/30	at Michigan St.	P	2	1	1	0.0	0.0	0.0	0.0	0	0	0	0	L	33-37			
11/06	Indiana	P	3	1	2	0.0	0.0	0.0	0.0	0	0	0	0	W	29-7			
11/13	at Penn St.	P	2	1	1	0.0	0.0	0.0	0.0	0	0	0	0	W	21-17			
11/20	at Maryland	P	5	4	1	0.0	0.0	0.0	0.0	0	0	0	0	W	59-18			
11/26	Ohio St.	P	0	0	0	0.0	0.0	0.0	0.0	0	0	0	0	W	42-27			
12/04	at Iowa	P	3	2	1	0.0	0.0	0.0	0.0	0	0	0	0	W	42-3			
12/31	Georgia	P	4	1	3	0.0	0.0	0.0	0.0	0	0	0	0	L	11-34			
2021 totals			14-6	50	35	15	0.0	0.0	2.0	5.0	0	0	0	0	12-2			

2022 GXG ALL (MICHIGAN)

		TACKLES										O. FUMB					
DATE	OPPONENT	P/S	TK	S	A	SK	YDS	TFL	YDS	QH	FF	FR	TD	YDS	W/L	SCORE	
09/03	Colorado St.							DID NOT PLAY							W	51-7	
09/10	Hawaii							DID NOT PLAY							W	56-10	
09/17	UConn							DID NOT PLAY							W	59-0	
09/24	Maryland							DID NOT PLAY							W	34-27	
10/01	at Iowa							DID NOT PLAY							W	27-14	
10/08	at Indiana							DID NOT PLAY							W	31-10	
10/15	Penn St.							DID NOT PLAY							W	41-17	
10/29	Michigan St.							DID NOT PLAY							W	29-7	
11/05	at Rutgers							DID NOT PLAY							W	52-17	
11/12	Nebraska							DID NOT PLAY							W	34-3	
11/19	Illinois							DID NOT PLAY							W	19-17	
11/26	at Ohio St.							DID NOT PLAY							W	45-23	
12/03	Purdue							DID NOT PLAY							W	43-22	
12/31	TCU							DID NOT PLAY							L	45-51	
2022 totals			0	0	0	0.0	0.0	0.0	0.0	0	0	0	0	0	13-1		

2023 GXG ALL (CHARLOTTE)

		TACKLES										O. FUMB					
DATE	OPPONENT	P/S	TK	S	A	SK	YDS	TFL	YDS	QH	FF	FR	TD	YDS	W/L	SCORE	
09/02	South Carolina St.	P	7	3	4	0.0	0.0	1.0	1.0	0	0	0	0	0	W	24-3	
09/09	at Maryland	S	6	5	1	0.0	0.0	1.0	1.0	0	0	0	0	0	L	20-38	
09/16	Georgia St.	P	4	1	3	0.0	0.0	0.5	0.0	0	0	0	0	0	L	25-41	
09/23	at Florida	P	8	5	3	1.0	4.0	1.5	6.0	0	0	0	0	0	L	7-22	
09/30	at SMU	P	11	10	1	0.0	0.0	1.0	4.0	0	0	0	0	0	L	16-34	
10/14	Navy	S	6	5	1	1.0	6.0	1.0	6.0	0	0	0	0	0	L	0-14	
10/21	at East Carolina	S	5	4	1	0.0	0.0	0.0	0.0	0	0	0	0	0	W	10-7	
10/27	Fla. Atlantic	S	2	1	1	0.0	0.0	0.0	0.0	0	0	0	0	0	L	16-38	
11/04	at Tulsa	S	11	9	2	0.0	0.0	2.0	3.0	0	1	0	0	0	W	33-26	
11/11	Memphis	S	11	5	6	0.0	0.0	1.0	5.0	0	0	0	0	0	L	38-44	
11/18	Rice	S	2	0	2	0.0	0.0	0.0	0.0	0	0	0	0	0	L	7-28	
11/25	at South Fla.	P	0	0	0	0.0	0.0	0.0	0.0	0	0	0	0	0	L	14-48	
2023 totals		12-7	73	48	25	2.0	10.0	9.0	26.0	0	1	0	0	0	3-9		

+ - Overtime

2024 GXG ALL (COLORADO)

DATE	OPPONENT	P/S	TK	S	TACKLES							O. FUMB					SCORE
					A	SK	YDS	TFL	YDS	QH	FF	FR	TD	YDS	W/L		
08/29	North Dakota St.	P	2	1	1	0.0	0.0	0.0	0.0	0	0	0	0	0	W	31-26	
09/07	at Nebraska	S	7	5	2	0.0	0.0	0.0	0.0	0	0	0	0	0	L	10-28	
09/14	at Colorado St.	S	6	4	2	0.0	0.0	2.0	3.0	1	0	0	0	0	W	28-9	
09/21	Baylor	S	8	5	3	0.0	0.0	1.0	1.0	0	0	0	0	0	W	38-31+	
09/28	at UCF	S	9	5	4	1.0	5.0	2.0	7.0	0	0	0	0	0	W	48-21	
10/12	Kansas St.	S	13	8	5	0.0	0.0	0.0	0.0	0	0	0	0	0	L	28-31	
10/19	at Arizona	S	8	5	3	1.0	6.0	1.0	6.0	0	0	0	0	0	W	34-7	
10/26	Cincinnati	S	6	3	3	0.0	0.0	2.0	4.0	0	0	0	0	0	W	34-23	
2024 totals		8-7	59	36	23	2.0	11.0	8.0	21.0	1	0	0	0	0	6-2		

SINGLE-GAME HIGHS: RUSHING/RECEIVING

Rush Attempts	2 at Temple, Nov 05, 2022 2 at Cincinnati, Oct 08, 2022 2 at East Carolina, Oct 28, 2021 1 vs. Baylor, Sep 21, 2024 ...10 more at 1.	Kickoff Returns	5 at Washington St., Nov 17, 2023 4 at Tulsa, Nov 18, 2022 3 at Nebraska, Sep 07, 2024 2 at Utah, Nov 25, 2023 2 at Tulane, Nov 20, 2021 ...2 more at 2.
Rushing Yards	51 at Temple, Nov 05, 2022 19 vs. Southern California, Sep 30, 2023 16 vs. UCF, Nov 26, 2022 12 vs. BYU, Sep 03, 2022 10 at Cincinnati, Oct 08, 2022 ...1 more at 10.	Kickoff Return Yards	140 at Washington St., Nov 17, 2023 99 at Nebraska, Sep 07, 2024 89 vs. BYU, Sep 03, 2022 68 at Tulsa, Nov 18, 2022 47 vs. Tulsa, Oct 16, 2021 1 vs. BYU, Sep 03, 2022 34 at Arizona, Oct 19, 2024 27 at UCF, Sep 28, 2024 11 vs. Nebraska, Sep 09, 2023 8 vs. Cincinnati, Oct 26, 2024 6 vs. Stanford, Oct 13, 2023 3 at Arizona, Oct 19, 2024 2 vs. Cincinnati, Oct 26, 2024 2 vs. Nebraska, Sep 09, 2023 1 at UCF, Sep 28, 2024 1 vs. Baylor, Sep 21, 2024 ...5 more at 1.
Rushing TDs	1 at Temple, Nov 05, 2022	Kickoff Return TDs	11.3 at Arizona, Oct 19, 2024
Receptions	11 at TCU, Sep 02, 2023 8 vs. Nebraska, Sep 09, 2023 8 vs. East Carolina, Oct 01, 2022 7 vs. North Dakota St., Aug 29, 2024 7 vs. Southern California, Sep 30, 2023 ...2 more at 7.	Punt Return Yards	33.0 at Nebraska, Sep 07, 2024 28.0 at Washington St., Nov 17, 2023 17.0 at Tulsa, Nov 18, 2022
Receiving Yards	198 vs. North Dakota St., Aug 29, 2024 180 vs. East Carolina, Oct 01, 2022 117 at TCU, Sep 02, 2023 108 vs. Cincinnati, Nov 12, 2021 102 at SMU, Oct 02, 2021	Punt Returns	
Receiving Average	28.3 vs. North Dakota St., Aug 29, 2024 22.5 vs. East Carolina, Oct 01, 2022 21.6 vs. Cincinnati, Nov 12, 2021 20.4 at SMU, Nov 21, 2022 20.0 vs. SMU, Nov 12, 2022	Punt Return Average	
Receiving TDs	2 vs. Southern California, Sep 30, 2023 2 vs. East Carolina, Oct 01, 2022 1 vs. North Dakota St., Aug 29, 2024 1 vs. Arizona, Nov 11, 2023 ...5 more at 1.	Kickoff Return Average	
All-Purpose Yards	198 vs. North Dakota St., Aug 29, 2024 190 vs. East Carolina, Oct 01, 2022 153 at Washington St., Nov 17, 2023 125 at Nebraska, Sep 07, 2024 119 at TCU, Sep 02, 2023		

100-YARD RECEIVING GAMES (5): ALL

DATE	TEAM	NO.	YDS.	AVG.	LG	TD
10/02/21	at SMU	5	102	20.4	37	0
11/12/21	CINCINNATI	5	108	21.6	80	1
10/01/22	EAST CAROLINA	8	180	22.5	91	2
09/02/23	at TCU	11	117	10.6	26	1
08/29/24	NORTH DAKOTA ST.	7	198	28.3	69	1

2021 GXG ALL (SOUTH FLA.)

DATE	OPPONENT	P/S	RECEIVING				RUSHING				LG	TD	W/L	SCORE
			NO.	YDS.	AVG.	LG	NO.	YDS.	AVG.	LG				
09/02	at NC State	P	0	0	0.0	0	0	1	-5	-5.0	0	0	L	0-45
09/11	Florida	P	1	4	4.0	4	0	0	0	0.0	0	0	L	20-42
09/18	Florida A&M	P	3	18	6.0	8	0	0	0	0.0	0	0	W	38-17
09/25	at BYU	P	0	0	0.0	0	0	0	0	0.0	0	0	L	27-35
10/02	at SMU	P	5	102	20.4	37	0	0	0	0.0	0	0	L	17-41
10/16	Tulsa	P	0	0	0.0	0	0	0	0	0.0	0	0	L	31-32
10/23	Temple	S	7	56	8.0	24	0	0	0	0.0	0	0	W	34-14
10/28	at East Carolina	P	1	3	3.0	3	0	2	9	4.5	8	0	L	14-29
11/06	Houston	S	2	34	17.0	24	0	1	9	9.0	9	0	L	42-54
11/12	Cincinnati	S	5	108	21.6	80	1	1	-1	-1.0	0	0	L	28-45
11/20	at Tulane	S	3	28	9.3	19	0	0	0	0.0	0	0	L	14-45
11/25	at UCF	S	3	55	18.3	25	0	0	0	0.0	0	0	L	13-17
2021 totals			12-5	30	408	13.6	80	1	5	12	2.4	9	0	2-10

2022 GXG ALL (SOUTH FLA.)

DATE	OPPONENT	P/S	RECEIVING				RUSHING				LG	TD	W/L	SCORE
			NO.	YDS.	AVG.	LG	NO.	YDS.	AVG.	LG				
09/03	BYU	S	2	10	5.0	13	0	1	12	12.0	12	0	L	21-50
09/10	Howard	S	2	52	26.0	29	0	0	0	0.0	0	0	W	42-20
09/17	at Florida	P	0	0	0.0	0	0	0	0	0.0	0	0	L	28-31
09/24	at Louisville						DID NOT PLAY						L	3-41
10/01	East Carolina	S	8	180	22.5	91	2	1	10	10.0	10	0	L	28-48
10/08	at Cincinnati	S	1	2	2.0	2	0	2	10	5.0	5	0	L	24-28
10/15	Tulane	S	5	98	19.6	44	1	1	2	2.0	2	0	L	31-45
10/29	at Houston	S	4	39	9.8	29	0	1	-6	-6.0	0	0	L	27-42
11/05	at Temple	S	1	18	18.0	18	0	2	51	25.5	55	1	L	28-54
11/12	SMU	S	3	60	20.0	24	0	0	0	0.0	0	0	L	23-41
11/18	at Tulsa	S	6	42	7.0	21	0	0	0	0.0	0	0	L	42-48
11/26	UCF	S	5	50	10.0	27	0	1	16	16.0	16	0	L	39-46
2022 totals			11-10	37	551	14.9	91	3	9	95	10.6	55	1	1-11

2023 GXG ALL (COLORADO)

DATE	OPPONENT	P/S	RECEIVING				RUSHING				LG	TD	W/L	SCORE
			NO.	YDS.	AVG.	LG	NO.	YDS.	AVG.	LG				
09/02	at TCU	S	11	117	10.6	26	1	0	0	0.0	0	0	W	45-42
09/09	Nebraska	S	8	64	8.0	17	0	1	-1	-1.0	0	0	W	36-14
09/16	Colorado St.	S	7	66	9.4	45	1	0	0	0.0	0	0	W	43-35+
09/23	at Oregon	S	1	-4	-4.0	0	0	0	0	0.0	0	0	L	6-42
09/30	Southern California	S	7	84	12.0	30	2	1	19	19.0	17	0	L	41-48
10/07	at Arizona St.	S	5	49	9.8	24	0	0	0	0.0	0	0	W	27-24
10/13	Stanford	S	5	60	12.0	18	0	0	0	0.0	0	0	L	43-46+
10/28	at UCLA	S	6	35	5.8	18	1	0	0	0.0	0	0	L	16-28
11/04	Oregon St.	S	2	28	14.0	19	0	0	0	0.0	0	0	L	19-26
11/11	Arizona	S	2	37	18.5	20	1	0	0	0.0	0	0	L	31-34
11/17	at Washington St.	S	2	13	6.5	9	0	0	0	0.0	0	0	L	14-56
11/25	at Utah	S	2	18	9.0	10	0	0	0	0.0	0	0	L	17-23
2023 totals			12-12	58	567	9.8	45	6	2	18	9.0	17	0	4-8

+ - Overtime

2024 GXG ALL (COLORADO)

DATE	OPPONENT	P/S	RECEIVING				RUSHING				LG	TD	W/L	SCORE
			NO.	YDS.	AVG.	LG	NO.	YDS.	AVG.	LG				
08/29	North Dakota St.	S	7	198	28.3	69	1	0	0	0.0	0	0	W	31-26
09/07	at Nebraska	S	3	26	8.7	11	0	0	0	0.0	0	0	L	10-28
09/14	at Colorado St.	S	4	22	5.5	14	0	0	0	0.0	0	0	W	28-9
09/21	Baylor	S	4	40	10.0	17	0	1	3	3.0	3	0	W	38-31+
09/28	at UCF	S	5	41	8.2	15	0	0	0	0.0	0	0	W	48-21
10/12	Kansas St.	S	3	20	6.7	12	0	0	0	0.0	0	0	L	28-31
10/19	at Arizona	S	2	9	4.5	10	0	0	0	0.0	0	0	W	34-7
10/26	Cincinnati	S	5	78	15.6	47	0	0	0	0.0	0	0	W	34-23
2024 totals			8-8	33	434	13.2	69	1	1	3	3.0	3	0	6-2

+ - Overtime

2021 GAME-BY-GAME ALL STATISTICS (SOUTH FLA.)

KICKOFF RETURNS										PUNT RETURNS					
DATE	OPPONENT	P/S	RET	YDS	AVG	LG	TD	NO	FC	YDS	AVG	LG	TD	W/L	SCORE
09/02	at NC State	P	2	17	8.5	14	0	0	0	0	0.0	0	0	L	0-45
09/11	Florida	P	1	12	12.0	12	0	0	0	0	0.0	0	0	L	20-42
09/18	Florida A&M	P	0	0	0.0	0	0	0	0	0	0.0	0	0	W	38-17
09/25	at BYU	P	1	5	5.0	5	0	0	0	0	0.0	0	0	L	27-35
10/02	at SMU	P	0	0	0.0	0	0	0	0	0	0.0	0	0	L	17-41
10/16	Tulsa	P	2	47	23.5	25	0	0	0	0	0.0	0	0	L	31-32
10/23	Temple	S	0	0	0.0	0	0	0	0	0	0.0	0	0	W	34-14
10/28	at East Carolina	P	1	15	15.0	15	0	0	0	0	0.0	0	0	L	14-29
11/06	Houston	S	0	0	0.0	0	0	0	0	0	0.0	0	0	L	42-54
11/12	Cincinnati	S	0	0	0.0	0	0	0	0	0	0.0	0	0	L	28-45
11/20	at Tulane	S	2	18	9.0	17	0	0	0	0	0.0	0	0	L	14-45
11/25	at UCF	S	0	0	0.0	0	0	0	0	0	0.0	0	0	L	13-17
2021 totals		12-5	9	114	12.7	25	0	0	0	0	0.0	0	0	2-10	

2022 GAME-BY-GAME ALL STATISTICS (SOUTH FLA.)

DATE	OPPONENT	P/S	KICKOFF RETURNS					PUNT RETURNS					W/L	SCORE	
			RET	YDS	AVG	LG	TD	NO	FC	YDS	AVG	LG			TD
09/03	BYU	S	1	89	89.0	89	1	0	0	0	0.0	0	0	L	21-50
09/10	Howard	S	1	32	32.0	32	0	0	0	0	0.0	0	0	W	42-20
09/17	at Florida	P	0	0	0.0	0	0	0	0	0	0.0	0	0	L	28-31
09/24	at Louisville						DID NOT PLAY						L	3-41	
10/01	East Carolina	S	0	0	0.0	0	0	0	0	0	0.0	0	0	L	28-48
10/08	at Cincinnati	S	0	0	0.0	0	0	0	0	0	0.0	0	0	L	24-28
10/15	Tulane	S	0	0	0.0	0	0	0	0	0	0.0	0	0	L	31-45
10/29	at Houston	S	0	0	0.0	0	0	0	0	0	0.0	0	0	L	27-42
11/05	at Temple	S	0	0	0.0	0	0	0	0	0	0.0	0	0	L	28-54
11/12	SMU	S	1	20	20.0	20	0	0	0	0	0.0	0	0	L	23-41
11/18	at Tulsa	S	4	68	17.0	33	0	0	0	0	0.0	0	0	L	42-48
11/26	UCF	S	0	0	0.0	0	0	0	0	0	0.0	0	0	L	39-46
2022 totals		11-10	7	209	29.9	89	1	0	0	0	0.0	0	0	1-11	

2024 GAME-BY-GAME ALL STATISTICS (COLORADO)

KICKOFF RETURNS										PUNT RETURNS						
DATE	OPPONENT	P/S	RET	YDS	AVG	LG	TD	NO	FC	YDS	AVG	LG	TD	W/L	SCORE	
08/29	North Dakota St.	S	0	0	0.0	0	0	0	0	0	0.0	0	0	W	31-26	
09/07	at Nebraska	S	3	99	33.0	61	0	0	0	0	0.0	0	0	L	10-28	
09/14	at Colorado St.	S	0	0	0.0	0	0	0	0	0	0.0	0	0	W	28-9	
09/21	Baylor	S	0	0	0.0	0	0	1	0	3	3.0	3	0	W	38-31+	
09/28	at UCF	S	0	0	0.0	0	0	1	0	27	27.0	27	0	W	48-21	
10/12	Kansas St.	S	0	0	0.0	0	0	0	0	0	0.0	0	0	L	28-31	
10/19	at Arizona	S	0	0	0.0	0	0	3	0	34	11.3	18	0	W	34-7	
10/26	Cincinnati	S	1	19	19.0	19	0	2	0	8	4.0	13	0	W	34-23	
2024 totals		8-8	4	118	29.5	61	0	7	0	72	10.3	27	0	6-2		

+ - Overtime



Travis HUNTER


12

CORNERBACK/WIDE RECEIVER

Hometown: Suwanee, Ga.

Height: 6'1"

Weight: 185lbs



ALL DEFENSIVE STATISTICS

		TACKLES										INTERCEPTIONS						O. FUMB			
DATE	TEAM	GP	GS	T	S	A	TFL	YDS	SK	YDS	QH	NO	YDS	LG	TD	PD	FF	FR	TD	YDS	
2022	Jackson St.	8	5	20	15	5	0.0	0.0	0.0	0.0	0	2	44	44	1	10	0	1	0	0	
2023	Colorado	12	9	31	23	8	2.0	5.0	0.0	0.0	0	3	-10	0	0	5	0	0	0	0	
2024	Colorado	8	8	21	14	7	1.0	2.0	0.0	0.0	0	2	38	38	0	7	1	0	0	0	
Totals		28	22	72	52	20	3.0	7.0	0.0	0.0	0	7	72	44	1	22	1	1	0	0	

ALL RUSHING/RECEIVING STATISTICS

DATE	TEAM	GP	GS	RECEIVING					RUSHING				
				NO.	YDS.	AVG.	LG	TD	NO.	YDS.	AVG.	LG	TD
2022	Jackson St.	8	5	18	188	10.4	30	4	1	-10	-10.0	0	0
2023	Colorado	12	9	57	721	12.6	47	5	0	0	0.0	0	0
2024	Colorado	8	8	60	757	12.6	46	8	1	0	0.0	0	0
Totals		28	22	135	1,666	12.3	47	17	2	-10	-5.0	0	0

SINGLE-GAME HIGHS: DEFENSIVE

Total Tackles	6 vs. Arizona, Nov 11, 2023 5 at Colorado St., Sep 14, 2024 5 vs. Stanford, Oct 13, 2023 5 at N.C. Central, Dec 17, 2022 4 at Utah, Nov 25, 2023 ...4 more at 4.	Fumble Recoveries	1 vs. Southern U., Oct 29, 2022 1 at Nebraska, Sep 07, 2024 1 at Utah, Nov 25, 2023 1 vs. Arizona, Nov 11, 2023
Solo Tackles	5 vs. Arizona, Nov 11, 2023 5 vs. Stanford, Oct 13, 2023 4 vs. Nebraska, Sep 09, 2023 4 at N.C. Central, Dec 17, 2022 ...1 more at 4.	Interceptions	2 at UCLA, Oct 28, 2023 1 at UCF, Sep 28, 2024 1 at Colorado St., Sep 14, 2024 1 at TCU, Sep 02, 2023 ...2 more at 1.
Passes Defensed	4 vs. Cincinnati, Oct 26, 2024 4 at Texas Southern, Nov 05, 2022 3 at Alcorn, Nov 19, 2022 2 vs. Florida A&M, Sep 04, 2022 1 at UCF, Sep 28, 2024 ...8 more at 1.	Interception Return Yards	44 at Alcorn, Nov 19, 2022 38 at Colorado St., Sep 14, 2024
Forced Fumbles	1 vs. Baylor, Sep 21, 2024		

SINGLE-GAME HIGHS: RUSHING/RECEIVING

Rush Attempts	1 vs. North Dakota St., Aug 29, 2024 1 at Alcorn, Nov 19, 2022	Receiving Average	24.3 vs. Nebraska, Sep 09, 2023 20.5 at Washington St., Nov 17, 2023
Receptions	13 at Colorado St., Sep 14, 2024 13 vs. Stanford, Oct 13, 2023 11 at TCU, Sep 02, 2023 10 at Nebraska, Sep 07, 2024 9 vs. Cincinnati, Oct 26, 2024 ...1 more at 9.	Receiving TDs	18.9 vs. North Dakota St., Aug 29, 2024 18.6 vs. Baylor, Sep 21, 2024 17.0 vs. Cincinnati, Oct 26, 2024 3 vs. North Dakota St., Aug 29, 2024 2 vs. Cincinnati, Oct 26, 2024 2 at Colorado St., Sep 14, 2024 2 vs. Stanford, Oct 13, 2023 ...1 more at 2.
Receiving Yards	153 vs. Cincinnati, Oct 26, 2024 140 vs. Stanford, Oct 13, 2023 132 vs. North Dakota St., Aug 29, 2024 130 vs. Baylor, Sep 21, 2024 119 at TCU, Sep 02, 2023	All-Purpose Yards	153 vs. Cincinnati, Oct 26, 2024 140 vs. Stanford, Oct 13, 2023 138 at Colorado St., Sep 14, 2024 132 vs. North Dakota St., Aug 29, 2024 130 vs. Baylor, Sep 21, 2024

100-YARD RECEIVING GAMES (8): ALL

DATE	TEAM	NO.	YDS.	AVG.	LG	TD
09/02/23	at TCU	11	119	10.8	43	0
10/13/23	STANFORD	13	140	10.8	24	2
11/25/23	at Utah	8	107	13.4	33	1
08/29/24	NORTH DAKOTA ST.	7	132	18.9	41	3
09/07/24	at Nebraska	10	110	11.0	28	0
09/14/24	at Colorado St.	13	100	7.7	21	2
09/21/24	BAYLOR	7	130	18.6	46	0
10/26/24	CINCINNATI	9	153	17.0	34	2

2022 GXG ALL (JACKSON ST.)

		TACKLES							INTERCEPTIONS							O. FUMB						
DATE	OPPONENT	P/S	TK	S	A	SK	YDS	TFL	YDS	QH	NO	YDS	LG	TD	PD	FF	FR	TD	YDS	W/L	SCORE	
09/04	Florida A&M	S	0	0	0	0.0	0.0	0.0	0	0	0	0	0	0	2	0	0	0	0	W	59-3	
09/10	at Tennessee St.									DID NOT PLAY											W	16-3
09/17	Grambling									DID NOT PLAY											W	66-24
09/24	Mississippi Val.									DID NOT PLAY											W	49-7
10/15	at Bethune-Cookman									DID NOT PLAY											W	48-8
10/22	Campbell	P	4	2	2	0.0	0.0	0.0	0	0	0	0	0	0	0	0	0	0	0	W	22-14	
10/29	Southern U.	S	2	1	1	0.0	0.0	0.0	0	0	0	0	0	0	0	0	0	0	0	W	35-0	
11/05	at Texas Southern	P	1	1	0	0.0	0.0	0.0	0	0	0	0	0	0	4	0	0	0	0	W	41-14	
11/12	at Alabama A&M	S	1	0	1	0.0	0.0	0.0	0	0	1	0	0	0	0	0	0	0	0	W	27-13	
11/19	at Alcorn	S	4	4	0	0.0	0.0	0.0	0	0	1	44	44	1	3	0	0	0	0	W	24-13	
12/03	Southern U.	S	3	3	0	0.0	0.0	0.0	0	0	0	0	0	0	0	0	0	0	0	W	43-24	
12/17	at N.C. Central	P	5	4	1	0.0	0.0	0.0	0	0	0	0	0	0	1	0	0	0	0	L	34-41+	
2022 totals		8-5	20	15	5	0.0	0.0	0.0	0	2	44	44	1	10	0	1	0	0	0	11-1		

+ - Overtime

2023 GXG ALL (COLORADO)

		TACKLES										INTERCEPTIONS					O. FUMB				
DATE	OPPONENT	P/S	TK	S	A	SK	YDS	TFL	YDS	QH	NO	YDS	LG	TD	PD	FF	FR	TD	YDS	W/L	SCORE
09/02	at TCU	S	3	1	2	0.0	0.0	0.0	0.0	0	1	0	0	0	0	0	0	0	0	W	45-42
09/09	Nebraska	S	4	4	0	0.0	0.0	0.0	0.0	0	0	0	0	0	1	0	0	0	0	W	36-14
09/16	Colorado St.	S	2	1	1	0.0	0.0	0.0	0.0	0	0	0	0	0	0	0	0	0	0	W	43-35+
09/23	at Oregon	P	0	0	0	0.0	0.0	0.0	0.0	0	0	0	0	0	0	0	0	0	0	L	6-42
09/30	Southern California	P	0	0	0	0.0	0.0	0.0	0.0	0	0	0	0	0	0	0	0	0	0	L	41-48
10/07	at Arizona St.	P	0	0	0	0.0	0.0	0.0	0.0	0	0	0	0	0	0	0	0	0	0	W	27-24
10/13	Stanford	S	5	5	0	0.0	0.0	0.0	0.0	0	0	0	0	0	0	0	0	0	0	L	43-46+
10/28	at UCLA	S	4	2	2	0.0	0.0	0.0	0.0	0	2	-10	0	0	0	0	0	0	0	L	16-28
11/04	Oregon St.	S	2	2	0	0.0	0.0	0.0	0.0	0	0	0	0	0	1	0	0	0	0	L	19-26
11/11	Arizona	S	6	5	1	0.0	0.0	1.0	3.0	0	0	0	0	0	1	0	0	0	0	L	31-34
11/17	at Washington St.	S	1	1	0	0.0	0.0	0.0	0.0	0	0	0	0	0	1	0	0	0	0	L	14-56
11/25	at Utah	S	4	2	2	0.0	0.0	1.0	2.0	0	0	0	0	0	0	0	0	0	0	L	17-23
2023 totals		12-9	31	23	8	0.0	0.0	2.0	5.0	0	3	-10	0	0	5	0	0	0	0	4-8	

+ - Overtime

2024 GXG ALL (COLORADO)

DATE	OPPONENT	P/S	TACKLES							INTERCEPTIONS					O. FUMB					SCORE	
			TK	S	A	SK	YDS	TFL	YDS	QH	NO	YDS	LG	TD	PD	FF	FR	TD	YDS		W/L
08/29	North Dakota St.	S	3	3	0	0.0	0.0	0.0	0.0	0	0	0	0	0	0	0	0	0	W	31-26	
09/07	at Nebraska	S	3	1	2	0.0	0.0	1.0	2.0	0	0	0	0	0	1	0	0	0	L	10-28	
09/14	at Colorado St.	S	5	2	3	0.0	0.0	0.0	0.0	0	1	38	38	0	1	0	0	0	W	28-9	
09/21	Baylor	S	3	3	0	0.0	0.0	0.0	0.0	0	0	0	0	0	0	1	0	0	W	38-31+	
09/28	at UCF	S	2	2	0	0.0	0.0	0.0	0.0	0	1	0	0	0	1	0	0	0	W	48-21	
10/12	Kansas St.	S	2	1	1	0.0	0.0	0.0	0.0	0	0	0	0	0	0	0	0	0	L	28-31	
10/19	at Arizona	S	1	1	0	0.0	0.0	0.0	0.0	0	0	0	0	0	0	0	0	0	W	34-7	
10/26	Cincinnati	S	2	1	1	0.0	0.0	0.0	0.0	0	0	0	0	0	4	0	0	0	W	34-23	
2024 totals			8-8	21	14	7	0.0	0.0	1.0	2.0	0	2	38	38	0	7	1	0	0	6-2	

+ - Overtime

2022 GXG ALL (JACKSON ST.)

DATE	OPPONENT	P/S	RECEIVING					RUSHING	
------	----------	-----	-----------	--	--	--	--	---------	--

2023 GXG ALL (COLORADO)

DATE	OPPONENT	P/S	NO.	RECEIVING				TD	NO.	RUSHING				TD	W/L	SCORE
				YDS.	AVG.	LG				YDS.	AVG.	LG				
09/02	at TCU	S	11	119	10.8	43	0	0	0	0.0	0	0	0	0	W	45-42
09/09	Nebraska	S	3	73	24.3	40	0	0	0	0.0	0	0	0	0	W	36-14
09/16	Colorado St.	S	2	21	10.5	11	0	0	0	0.0	0	0	0	0	W	43-35+
09/23	at Oregon	P	0	0	0.0	0	0	0	0	0.0	0	0	0	0	L	6-42
09/30	Southern California	P	0	0	0.0	0	0	0	0	0.0	0	0	0	0	L	41-48
10/07	at Arizona St.	P	0	0	0.0	0	0	0	0	0.0	0	0	0	0	W	27-24
10/13	Stanford	S	13	140	10.8	24	2	0	0	0.0	0	0	0	0	L	43-46+
10/28	at UCLA	S	3	7	2.3	4	0	0	0	0.0	0	0	0	0	L	16-28
11/04	Oregon St.	S	8	98	12.3	40	1	0	0	0.0	0	0	0	0	L	19-26
11/11	Arizona	S	5	74	14.8	47	0	0	0	0.0	0	0	0	0	L	31-34
11/17	at Washington St.	S	4	82	20.5	45	1	0	0	0.0	0	0	0	0	L	14-56
11/25	at Utah	S	8	107	13.4	33	1	0	0	0.0	0	0	0	0	L	17-23
2023 totals			12-9	57	721	12.6	47	5	0	0	0.0	0	0	0	4-8	

+ - Overtime

2024 GXG ALL (COLORADO)

DATE	OPPONENT	P/S	NO.	RECEIVING				TD	NO.	RUSHING				TD	W/L	SCORE
				YDS.	AVG.	LG				YDS.	AVG.	LG				
08/29	North Dakota St.	S	7	132	18.9	41	3	1	0	0.0	0	0	0	0	W	31-26
09/07	at Nebraska	S	10	110	11.0	28	0	0	0	0.0	0	0	0	0	L	10-28
09/14	at Colorado St.	S	13	100	7.7	21	2	0	0	0.0	0	0	0	0	W	28-9
09/21	Baylor	S	7	130	18.6	46	0	0	0	0.0	0	0	0	0	W	38-31+
09/28	at UCF	S	9	89	9.9	29	1	0	0	0.0	0	0	0	0	W	48-21
10/12	Kansas St.	S	3	26	8.7	14	0	0	0	0.0	0	0	0	0	L	28-31
10/19	at Arizona	S	2	17	8.5	14	0	0	0	0.0	0	0	0	0	W	34-7
10/26	Cincinnati	S	9	153	17.0	34	2	0	0	0.0	0	0	0	0	W	34-23
2024 totals			8-8	60	757	12.6	46	8	1	0	0.0	0	0	0	6-2	

+ - Overtime

RJ
JOHNSON

5
SAFETY

Hometown: McDonough, Ga.
Height: 6'2"
Weight: 180lbs

ALL DEFENSIVE STATISTICS

		TACKLES										INTERCEPTIONS						O. FUMB			
DATE	TEAM	GP	GS	TK	S	A	TFL	YDS	SK	YDS	QH	NO	YDS	LG	TD	PD	FF	FR	TD	YDS	
2023	Arkansas	3	0	0	0	0	0.0	0.0	0.0	0.0	0	0	0	0	0	0	0	0	0	0	
2024	Colorado	8	0	6	4	2	0.0	0.0	0.0	0.0	0	0	0	0	0	0	0	0	0	0	
Totals		11	0	6	4	2	0.0	0.0	0.0	0.0	0	0	0	0	0	0	0	0	0	0	

SINGLE-GAME HIGHS: DEFENSIVE

Total Tackles 2 at Arizona, Oct 19, 2024
2 vs. Baylor, Sep 21, 2024
1 vs. Kansas St., Oct 12, 2024
1 at UCF, Sep 28, 2024

Solo Tackles 1 at Arizona, Oct 19, 2024
1 vs. Kansas St., Oct 12, 2024
1 at UCF, Sep 28, 2024
...1 more at 1.

2024 GXG ALL (COLORADO)

		TACKLES										INTERCEPTIONS					O. FUMB				
DATE	OPPONENT	P/S	TK	S	A	SK	YDS	TFL	YDS	QH	NO	YDS	LG	TD	PD	FF	FR	TD	YDS	W/L	SCORE
08/29	North Dakota St.	P	0	0	0	0.0	0.0	0.0	0.0	0	0	0	0	0	0	0	0	0	0	W	31-26
09/07	at Nebraska	P	0	0	0	0.0	0.0	0.0	0.0	0	0	0	0	0	0	0	0	0	0	L	10-28
09/14	at Colorado St.	P	0	0	0	0.0	0.0	0.0	0.0	0	0	0	0	0	0	0	0	0	0	W	28-9
09/21	Baylor	P	2	1	1	0.0	0.0	0.0	0.0	0	0	0	0	0	0	0	0	0	0	W	38-31+
09/28	at UCF	P	1	1	0	0.0	0.0	0.0	0.0	0	0	0	0	0	0	0	0	0	0	W	48-21
10/12	Kansas St.	P	1	1	0	0.0	0.0	0.0	0.0	0	0	0	0	0	0	0	0	0	0	L	28-31
10/19	at Arizona	P	2	1	1	0.0	0.0	0.0	0.0	0	0	0	0	0	0	0	0	0	0	W	34-7
10/26	Cincinnati	P	0	0	0	0.0	0.0	0.0	0.0	0	0	0	0	0	0	0	0	0	0	W	34-23
2024 totals			8-0	6	4	2	0.0	0.0	0.0	0.0	0	0	0	0	0	0	0	0	0	6-2	

+ - Overtime

Alejandro
MATA

16
KICKER

Hometown: Buford, Ga.
Height: 5'9"
Weight: 190lbs

ALL KICKING STATISTICS

DATE	TEAM	GP	FGM	FGA	PCT.	LG	XP	XPA	PCT.	BLK	PTS
2022	Jackson St.	13	12	14	85.7	38	51	53	96.2	1	87
2023	Colorado	12	10	12	83.3	47	26	28	92.9	0	56
2024	Colorado	8	9	12	75.0	47	32	32	100.0	1	59
Totals		33	31	38	81.6	47	109	113	96.5	2	202

ALL FIELD-GOAL ACCURACY STATISTICS

DATE	TEAM	1-19	PCT.	20-29	PCT.	30-39	PCT.	40-49	PCT.	50+	PCT.
2022	Jackson St.	0-0	0.0	7-7	100.0	5-5	100.0	0-1	0.0	0-0	0.0
2023	Colorado	0-0	0.0	1-1	100.0	5-5	100.0	4-6	66.7	0-0	0.0
2024	Colorado	0-0	0.0	4-5	80.0	2-2	100.0	3-4	75.0	0-0	0.0
Totals		0-0	0.0	12-13	92.3	12-12	100.0	7-11	63.6	0-0	0.0

SINGLE-GAME HIGHS: KICKER

Field Goals Made 3 at UCLA, Oct 28, 2023
3 vs. Campbell, Oct 22, 2022
3 at Tennessee St., Sep 10, 2022
2 vs. Cincinnati, Oct 26, 2024
...5 more at 2.

Field Goal Attempts 5 at Tennessee St., Sep 10, 2022
3 at Nebraska, Sep 07, 2024
3 at UCLA, Oct 28, 2023
3 vs. Campbell, Oct 22, 2022
2 vs. Cincinnati, Oct 26, 2024
...6 more at 2.

Longest Field Goals Made 47 vs. Cincinnati, Oct 26, 2024
47 at Utah, Nov 25, 2023
46 at UCF, Sep 28, 2024
43 vs. Baylor, Sep 21, 2024
43 at Arizona St., Oct 07, 2023
8 vs. Grambling, Sep 17, 2022
8 vs. Florida A&M, Sep 04, 2022
6 at UCF, Sep 28, 2024
5 vs. Baylor, Sep 21, 2024
5 vs. Stanford, Oct 13, 2023
...4 more at 5.

PATs Made 8 vs. Grambling, Sep 17, 2022
8 vs. Florida A&M, Sep 04, 2022
6 at UCF, Sep 28, 2024
5 vs. Baylor, Sep 21, 2024
5 vs. Stanford, Oct 13, 2023
...5 more at 5.

PAT Attempts 8 vs. Grambling, Sep 17, 2022
8 vs. Florida A&M, Sep 04, 2022
6 at UCF, Sep 28, 2024
5 vs. Baylor, Sep 21, 2024
5 vs. Stanford, Oct 13, 2023
...4 more at 5.

Points 12 at UCF, Sep 28, 2024
11 vs. Grambling, Sep 17, 2022
11 vs. Florida A&M, Sep 04, 2022
10 vs. Cincinnati, Oct 26, 2024
10 at Arizona, Oct 19, 2024
...3 more at 10.

Extra Point Attempt Percentage 100.0 at UCF, Sep 28, 2024
100.0 vs. Baylor, Sep 21, 2024
100.0 vs. Stanford, Oct 13, 2023
...6 more at 100.0.

Field Goal Percentage 75.0 at Tennessee St., Sep 10, 2022

2022 GAME-BY-GAME ALL STATISTICS (JACKSON ST.)

DATE	OPPONENT	P	FIELD GOALS				EXTRA POINTS				PTS	W/L	SCORE
			FGM	FGA	PCT	LG	XP	XPA	PCT	BLK			
09/04	Florida A&M	P	1	1	100.0	36	8	8	100.0	0	11	W	59-3
09/10	at Tennessee St.	P	3	5	60.0	30	1	1	100.0	0	10	W	16-3
09/17	Grambling	P	1	1	100.0	26	8	8	100.0	0	11	W	66-24
09/24	Mississippi Val.	P	0	0	0.0	0	5	5	100.0	0	5	W	49-7
10/08	at Alabama St.	P	1	1	100.0	36	2	2	100.0	0	5	W	26-12
10/15	at Bethune-Cookman	P	0	0	0.0	0	5	5	100.0	0	5	W	48-8
10/22	Campbell	P	3	3	100.0	26	1	3	33.3	1	10	W	22-14
10/29	Southern U.	P	0	0	0.0	0	3	3	100.0	0	3	W	35-0
11/05	at Texas Southern	P	0	0	0.0	0	5	5	100.0	0	5	W	41-14
11/12	at Alabama A&M	P	0	0	0.0	0	3	3	100.0	0	3	W	27-13
11/19	at Alcorn	P	1	1	100.0	38	3	3	100.0	0	6	W	24-13
12/03	Southern U.	P	2	2	100.0	33	3	3	100.0	0	9	W	43-24
12/17	at N.C. Central	P	0	0	0.0	0	4	4	100.0	0	4	L	34-41+
2022 totals			13	12	14	85.7	38	51	53	96.2	1	87	12-1

+ - Overtime

2023 GAME-BY-GAME ALL STATISTICS (COLORADO)


DATE	OPPONENT	P/S	FIELD GOALS			EXTRA POINTS				PTS	W/L	SCORE
			FGM	FGA	PCT	LG	XP	XPA	PCT			
09/02	at TCU	P	0	0	0.0	0	1	1	100.0	0	1	W 45-42
09/09	Nebraska	P	0	0	0.0	0	0	0	0.0	0	0	W 36-14
09/16	Colorado St.	P	2	2	100.0	41	1	1	100.0	0	7	W 43-35+
09/23	at Oregon	P	0	0	0.0	0	0	2	0.0	1	0	L 6-42
09/30	Southern California	P	0	0	0.0	0	5	5	100.0	0	5	L 41-48
10/07	at Arizona St.	P	2	2	100.0	43	3	3	100.0	0	9	W 27-24
10/13	Stanford	P	0	1	0.0	0	5	5	100.0	0	5	L 43-46+
10/28	at UCLA	P	3	3	100.0	39	1	1	100.0	0	10	L 16-28
11/04	Oregon St.	P	1	1	100.0	32	2	2	100.0	0	5	L 19-26
11/11	Arizona	P	1	2	50.0	39	4	4	100.0	0	7	L 31-34
11/17	at Washington St.	P	0	0	0.0	0	2	2	100.0	0	2	L 14-56
11/25	at Utah	P	1	1	100.0	47	2	2	100.0	0	5	L 17-23
2023 totals			12	10	12	83.3	47	26	28	92.9	1	56 4-8

+ - Overtime

2024 GAME-BY-GAME ALL STATISTICS (COLORADO)

DATE	OPPONENT	P/S	FIELD GOALS			EXTRA POINTS				PTS	W/L	SCORE
			FGM	FGA	PCT	LG	XP	XPA	PCT			
08/29	North Dakota St.	P	1	1	100.0	27	4	4	100.0	0	7	W 31-26
09/07	at Nebraska	P	1	3	33.3	27	1	1	100.0	0	4	L 10-28
09/14	at Colorado St.	P	0	1	0.0	0	4	4	100.0	0	4	W 28-9
09/21	Baylor	P	1	1	100.0	43	5	5	100.0	0	8	W 38-31+
09/28	at UCF	P	2	2	100.0	46	6	6	100.0	0	12	W 48-21
10/12	Kansas St.	P	0	0	0.0	0	4	4	100.0	0	4	L 28-31
10/19	at Arizona	P	2	2	100.0	34	4	4	100.0	0	10	W 34-7
10/26	Cincinnati	P	2	2	100.0	47	4	4	100.0	0	10	W 34-23
2024 totals			8	9	12	75.0	47	32	32	100.0	0	59 6-2

+ - Overtime



Tajie MCCOY


40

DEFENSIVE END

Hometown: Oklahoma City, Okla.

Height: 6'3"

Weight: 230lbs



ALL DEFENSIVE STATISTICS

DATE	TEAM	GP	GS	TK	S	A	TACKLES			YDS	QH	FF	O. FUMB			YDS
							TFL	YDS	SK				FR	TD	YDS	
2023	Colorado	11	0	1	1	0	0.0	0.0	0.0	0.0	0	0	0	0	0	0
2024	Colorado	8	0	8	7	1	3.0	19.0	3.0	19.0	1	0	0	0	0	0
Totals		19	0	9	8	1	3.0	19.0	3.0	19.0	1	0	0	0	0	0

SINGLE-GAME HIGHS: DEFENSIVE

Total Tackles	4 at UCF, Sep 28, 2024	Sacks	2.0 at UCF, Sep 28, 2024
	2 vs. Cincinnati, Oct 26, 2024		1.0 vs. Kansas St., Oct 12, 2024
	1 at Arizona, Oct 19, 2024	Tackles For Loss	2 at UCF, Sep 28, 2024
	1 vs. Kansas St., Oct 12, 2024		1 vs. Kansas St., Oct 12, 2024
	1 vs. Nebraska, Sep 09, 2023		
Solo Tackles	4 at UCF, Sep 28, 2024		
	1 vs. Cincinnati, Oct 26, 2024		
	1 at Arizona, Oct 19, 2024		
	1 vs. Kansas St., Oct 12, 2024		
	...1 more at 1.		

2023 GXG ALL (COLORADO)


DATE	OPPONENT	P/S	TACKLES			YDS	QH	FF	O. FUMB			YDS	W/L	SCORE
			TK	S	A				FR	TD	YDS			
09/02	at TCU	P	0	0	0.0	0.0	0.0	0	0	0	0	0	W	45-42
09/09	Nebraska	P	1	1	0.0	0.0	0.0	0	0	0	0	0	W	36-14
09/16	Colorado St.	P	0	0	0.0	0.0	0.0	0	0	0	0	0	W	43-35+
09/23	at Oregon	P	0	0	0.0	0.0	0.0	0	0	0	0	0	L	6-42
09/30	Southern California	P	0	0	0.0	0.0	0.0	0	0	0	0	0	L	41-48
10/07	at Arizona St.	P	0	0	0.0	0.0	0.0	0	0	0	0	0	W	27-24
10/13	Stanford	P	0	0	0.0	0.0	0.0	0	0	0	0	0	L	43-46+
10/28	at UCLA	P	0	0	0.0	0.0	0.0	0	0	0	0	0	L	16-28
11/11	Arizona	P	0	0	0.0	0.0	0.0	0	0	0	0	0	L	31-34
11/17	at Washington St.	P	0	0	0.0	0.0	0.0	0	0	0	0	0	L	14-56
11/25	at Utah	P	0	0	0.0	0.0	0.0	0	0	0	0	0	L	17-23
2023 totals			11-0	1	1	0.0	0.0	0.0	0	0	0	0	4-7	

+ - Overtime

2024 GXG ALL (COLORADO)

		TACKLES										O. FUMB					
DATE	OPPONENT	P/S	TK	S	A	SK	YDS	TFL	YDS	QH	FF	FR	TD	YDS	W/L	SCORE	
08/29	North Dakota St.	P	0	0	0	0.0	0.0	0.0	0.0	0	0	0	0	0	W	31-26	
09/07	at Nebraska	P	0	0	0	0.0	0.0	0.0	0.0	0	0	0	0	0	L	10-28	
09/14	at Colorado St.	P	0	0	0	0.0	0.0	0.0	0.0	0	0	0	0	0	W	28-9	
09/21	Baylor	P	0	0	0	0.0	0.0	0.0	0.0	0	0	0	0	0	W	38-31+	
09/28	at UCF	P	4	4	2.0	7.0	2.0	7.0	0	0	0	0	0	0	W	48-21	
10/12	Kansas St.	P	1	1	0	1.0	12.0	1.0	12.0	0	0	0	0	0	L	28-31	
10/19	at Arizona	P	1	1	0	0.0	0.0	0.0	0.0	1	0	0	0	0	W	34-7	
10/26	Cincinnati	P	2	1	1	0.0	0.0	0.0	0.0	0	0	0	0	0	W	34-23	
2024 totals		8-0	8	7	1	3.0	19.0	3.0	19.0	1	0	0	0	0	6-2		

+ - Overtime



D.J. MCKINNEY


8

CORNERBACK

Hometown: Colleyville, TX

Height: 6'2"

Weight: 190lbs



ALL DEFENSIVE STATISTICS

DATE	TEAM	GP	GS	TK	S	A	TACKLES			YDS	QH	NO	INTERCEPTIONS			YDS
							TFL	YDS	SK				YDS	LG	TD	
2022	Oklahoma St.	4	0	2	1	1	0.0	0.0	0.0	0.0	0	0	0	0	0	0
2023	Oklahoma St.	14	1	38	24	14	0.0	0.0	0.0	0.0	0	0	0	0	5	0
2024	Colorado	8	8	48	34	14	2.0	4.0	0.0	0.0	0	0	0	0	6	1
Totals		26	9	88	59	29	2.0	4.0	0.0	0.0	0	0	0	0	11	1

SINGLE-GAME HIGHS: DEFENSIVE

Total Tackles	10 vs. Kansas St., Oct 12, 2024	Forced Fumbles	1 vs. Cincinnati, Oct 26, 2024
	8 at Nebraska, Sep 07, 2024	Fumble Recoveries	1 at UCF, Sep 28, 2024
	7 at Colorado St., Sep 14, 2024	Tackles For Loss	1 at UCF, Sep 28, 2024
	7 at Texas, Dec 02, 2023		1 at Nebraska, Sep 07, 2024
	6 vs. North Dakota St., Aug 29, 2024		
Solo Tackles	7 vs. Kansas St., Oct 12, 2024		
	7 at Nebraska, Sep 07, 2024		
	5 vs. Baylor, Sep 21, 2024		
	5 vs. Central Ark., Sep 02, 2023		
	4 at UCF, Sep 28, 2024		
	...1 more at 4.		
Passes Defensed	3 at Colorado St., Sep 14, 2024		
	2 vs. Central Ark., Sep 02, 2023		
	1 vs. Cincinnati, Oct 26, 2024		
	1 vs. Baylor, Sep 21, 2024		
	1 at Nebraska, Sep 07, 2024		
	...3 more at 1.		

2022 GXG ALL (OKLAHOMA ST.)

			TACKLES					INTERCEPTIONS					O. FUMB								
DATE	OPPONENT	P/S	TK	S	A	SK	YDS	TFL	YDS	QH	NO	YDS	LG	TD	PD	FF	FR	TD	YDS	W/L	SCORE
09/01	Central Mich.	P	0	0	0	0.0	0.0	0.0	0	0	0	0	0	0	0	0	0	0	0	W	58-44
09/10	Arizona St.		DID NOT PLAY																	W	34-17
09/17	Ark.-Pine Bluff	P	0	0	0	0.0	0.0	0.0	0	0	0	0	0	0	0	0	0	0	0	W	63-7
10/01	at Baylor		DID NOT PLAY																	W	36-25
10/08	Texas Tech	P	1	1	0	0.0	0.0	0.0	0.0	0	0	0	0	0	0	0	0	0	0	W	41-31
10/15	at TCU	P	1	0	1	0.0	0.0	0.0	0.0	0	0	0	0	0	0	0	0	0	0	L	40-43+
10/22	Texas		DID NOT PLAY																	W	41-34
10/29	at Kansas St.		DID NOT PLAY																	L	0-48
11/05	at Kansas		DID NOT PLAY																	L	16-37
11/12	Iowa St.		DID NOT PLAY																	W	20-14
11/19	at Oklahoma		DID NOT PLAY																	L	13-28
11/26	West Virginia		DID NOT PLAY																	L	19-24
12/27	Wisconsin		DID NOT PLAY																	L	17-24
2022 totals			4-0	2	1	1.0	0.0	0.0	0.0	0	0	0	0	0	0	0	0	0	0	7-6	

+ - Overtime

2023 GXG ALL (OKLAHOMA ST.)

		TACKLES										INTERCEPTIONS						O. FUMB				
DATE	OPPONENT	P/S	TK	S	A	SK	YDS	TFL	YDS	QH	NO	YDS	LG	TD	PD	FF	FR	TD	YDS	W/L	SCORE	
09/02	Central Ark.	P	5	5	0	0	0.0	0.0	0.0	0	0	0	0	0	2	0	0	0	0	W	27-13	
09/09	at Arizona St.	P	2	0	2	0	0.0	0.0	0.0	0	0	0	0	0	0	0	0	0	0	W	27-15	
09/16	South Alabama	P	5	3	2	0	0.0	0.0	0.0	0	0	0	0	0	0	0	0	0	0	L	7-33	
09/23	at Iowa St.	P	2	2	0	0	0.0	0.0	0.0	0	0	0	0	0	0	0	0	0	0	L	27-34	
10/06	Kansas St.	P	2	2	0	0	0.0	0.0	0.0	0	0	0	0	0	0	0	0	0	0	W	29-21	
10/14	Kansas	P	2	1	1	0	0.0	0.0	0.0	0	0	0	0	0	0	0	0	0	0	W	39-32	
10/21	at West Virginia	P	3	3	0	0	0.0	0.0	0.0	0	0	0	0	0	1	0	0	0	0	W	48-34	
10/28	Cincinnati	P	2	1	1	0	0.0	0.0	0.0	0	0	0	0	0	1	0	0	0	0	W	45-13	
11/04	Oklahoma	P	2	1	1	0	0.0	0.0	0.0	0	0	0	0	0	0	0	0	0	0	W	27-24	
11/11	at UCF	P	3	0	3	0	0.0	0.0	0.0	0	0	0	0	0	0	0	0	0	0	L	3-45	
11/18	at Houston	P	0	0	0	0	0.0	0.0	0.0	0	0	0	0	0	0	0	0	0	0	W	43-30	
11/25	BYU	P	1	1	0	0	0.0	0.0	0.0	0	0	0	0	0	0	0	0	0	0	W	40-34	
12/02	at Texas	P	7	3	4	0	0.0	0.0	0.0	0	0	0	0	0	0	0	0	0	0	L	21-49	
12/27	Texas A&M	S	2	2	0	0	0.0	0.0	0.0	0	0	0	0	0	1	0	0	0	0	W	31-23	
2023 totals			14-1	38	24	14	0.0	0.0	0.0	0	0	0	0	0	5	0	0	0	0	10-4		

+ - Overtime

2024 GXG ALL (COLORADO)

		TACKLES										INTERCEPTIONS					O. FUMB						
DATE	OPPONENT	P/S	TK	S	A	SK	YDS	TFL	YDS	QH	NO	YDS	LG	TD	PD	FF	FR	TD	YDS	W/L	SCORE		
08/29	North Dakota St.	S	6	3	3	0	0	0	0	0	0	0	0	0	0	0	0	0	0	W	31-26		
09/07	at Nebraska	S	8	7	1	0	0	0	1	0	0	0	0	0	1	0	0	0	0	L	10-28		
09/14	at Colorado St.	S	7	4	3	0	0	0	0	0	0	0	0	3	0	0	0	0	0	W	28-9		
09/21	Baylor	S	5	5	0	0	0	0	0	0	0	0	0	1	0	0	0	0	0	W	38-31+		
09/28	at UCF	S	5	4	1	0	0	0	1	0	2	0	0	0	0	0	1	0	0	W	48-21		
10/12	Kansas St.	S	10	7	3	0	0	0	0	0	0	0	0	0	0	0	0	0	0	L	28-31		
10/19	at Arizona	S	3	1	2	0	0	0	0	0	0	0	0	0	0	0	0	0	0	W	34-7		
10/26	Cincinnati	S	4	3	1	0	0	0	0	0	0	0	0	1	1	0	0	0	0	W	34-23		
2024 totals			8-8	48	34	14	0.0	0.0	2.0	4.0	0	0	0	0	6	1	1	0	0	6-2			

+ - Overtime



Amari MCNEILL

88

DEFENSIVE LINEMAN

Hometown: Suwanee, Ga.

Height: 6'4"

Weight: 295lbs



ALL DEFENSIVE STATISTICS

		TACKLES										O. FUMB				
DATE	TEAM	GP	GS	TK	S	A	TFL	YDS	SK	YDS	QH	FF	FR	TD	YDS	
2021	Tennessee	2	0	0	0	0	0.0	0.0	0.0	0.0	0	0	0	0	0	
2022	Tennessee	7	0	3	2	1	0.0	0.0	0.0	0.0	0	0	0	0	0	
2023	Colorado	12	3	31	22	9	7.0	25.0	3.0	15.0	1	1	0	0	0	
2024	Colorado	8	0	9	6	3	1.5	6.0	1.0	4.0	1	0	0	0	0	
Totals		29	3	43	30	13	8.5	31.0	4.0	19.0	2	1	0	0	0	

SINGLE-GAME HIGHS: DEFENSIVE

Total Tackles	5 vs. Arizona, Nov 11, 2023	Passes Defensed	1 vs. Nebraska, Sep 09, 2023
	5 at UCLA, Oct 28, 2023		1 vs. Ball St., Sep 01, 2022
	5 vs. Colorado St., Sep 16, 2023		1 at Arizona St., Oct 07, 2023
	4 vs. Kansas St., Oct 12, 2024		2 vs. Colorado St., Sep 16, 2023
Solo Tackles	...1 more at 4.	Forced Fumbles	1.5 at UCF, Sep 28, 2024
	5 vs. Arizona, Nov 11, 2023		1.5 vs. Oregon St., Nov 04, 2023
	4 vs. Colorado St., Sep 16, 2023		1 vs. Arizona, Nov 11, 2023
	3 vs. Oregon St., Nov 04, 2023		1 at UCLA, Oct 28, 2023
Sacks	3 at UCLA, Oct 28, 2023	Tackles For Loss	...1 more at 1.
	2 vs. Kansas St., Oct 12, 2024		
	...3 more at 2.		
	1.0 at UCF, Sep 28, 2024		
	1.0 at Arizona St., Oct 07, 2023		
	1.0 vs. Colorado St., Sep 16, 2023		
	0.5 vs. Oregon St., Nov 04, 2023		
	...1 more at 0.5.		

2022 GXG ALL (TENNESSEE)

		TACKLES										O. FUMB							
DATE	OPPONENT	P/S	TK	S	A	SK	YDS	TFL	YDS	QH	FF	FR	TD	YDS	W/L	SCORE			
09/01	Ball St.	P	0	0	0	0.0	0.0	0.0	0.0	0	0	0	0	0	W	59-10			
09/10	at Pittsburgh	P	0	0	0	0.0	0.0	0.0	0.0	0	0	0	0	0	W	34-27			
09/17	Akron	P	0	0	0	0.0	0.0	0.0	0.0	0	0	0	0	0	W	63-6			
09/24	Florida														W	38-33			
10/08	at LSU														W	40-13			
10/15	Alabama														W	52-49			
10/22	UT Martin	P	1	1	0	0.0	0.0	0.0	0.0	0	0	0	0	0	W	65-24			
10/29	Kentucky														W	44-6			
11/05	at Georgia														L	13-27			
11/12	Missouri	P	0	0	0	0.0	0.0	0.0	0.0	0	0	0	0	0	W	66-24			
11/19	at South Carolina														L	38-63			
11/26	at Vanderbilt	P	1	0	1	0.0	0.0	0.0	0.0	0	0	0	0	0	W	56-0			
12/30	at Clemson	P	1	1	0	0.0	0.0	0.0	0.0	0	0	0	0	0	W	31-14			
2022 totals		7-0	3	2	1	0.0	0.0	0.0	0.0	0	0	0	0	0	11-2				
+ = Overtime																			

+ - Overtime

2023 GXG ALL (COLORADO)

		TACKLES										O. FUMB							
DATE	OPPONENT	P/S	TK	S	A	SK	YDS	TFL	YDS	QH	FF	FR	TD	YDS	W/L	SCORE			
09/02	at TCU	P	0	0	0	0.0	0.0	0.0	0.0	0	0	0	0	0	W	45-42			
09/09	Nebraska	P	0	0	0	0.0	0.0	0.0	0.0	0	0	0	0	0	W	36-14			
09/16	Colorado St.	P	5	4	1	1.0	1.0	2.0	3.0	0	0	0	0	0	W	43-35+			
09/23	at Oregon	P	3	2	1	0.0	0.0	0.0	0.0	0	0	0	0	0	L	6-42			
09/30	Southern California	S	3	1	2	0.5	2.0	0.5	2.0	0	0	0	0	0	L	41-48			
10/07	at Arizona St.	S	2	1	1	1.0	8.0	1.0	8.0	0	1	0	0	0	W	27-24			
10/13	Stanford	P	2	2	0	0.0	0.0	0.0	0	1	0	0	0	0	L	43-46+			
10/28	at UCLA	S	5	3	2	0.0	0.0	1.0	2.0	0	0	0	0	0	L	16-28			
11/04	Oregon St.	P	4	3	1	0.5	4.0	1.5	7.0	0	0	0	0	0	L	19-26			
11/11	Arizona	P	5	5	0	0.0	0.0	1.0	3.0	0	0	0	0	0	L	31-34			
11/17	at Washington St.	P	0	0	0	0.0	0.0	0.0	0.0	0	0	0	0	0	L	14-56			
11/25	at Utah	P	2	1	1	0.0	0.0	0.0	0.0	0	0	0	0	0	L	17-23			
2023 totals		12-3	31	22	9	3.0	15.0	7.0	25.0	1	1	0	0	0	4-8				

+ - Overtime

2024 GXG ALL (COLORADO)

DATE	OPPONENT	P/S	TACKLES										O. FUMB				
------	----------	-----	---------	--	--	--	--	--	--	--	--	--	---------	--	--	--	--

2024 GXG ALL (COLORADO)

DATE	OPPONENT	P/S	NO.	RECEIVING				TD	NO.	RUSHING				TD	W/L	SCORE
				YDS.	AVG.	LG				YDS.	AVG.	LG				
08/29	North Dakota St.	S	2	7	3.5	6		0	2	7	3.5	5		0	W	31-26
09/07	at Nebraska	P	0	0	0.0	0		0	0	0	0.0	0		0	L	10-28
09/14	at Colorado St.	P	0	0	0.0	0		0	0	0	0.0	0		0	W	28-9
09/21	Baylor	P	3	27	9.0	10		0	0	0	0.0	0		0	W	38-31+
09/28	at UCF	S	3	-1	-0.3	6		0	1	4	4.0	4		0	W	48-21
10/12	Kansas St.	P	5	27	5.4	17		0	0	0	0.0	0		0	L	28-31
10/19	at Arizona	P	3	18	6.0	10		1	0	0	0.0	0		0	W	34-7
10/26	Cincinnati	P	2	27	13.5	16		0	0	0	0.0	0		0	W	34-23
2024 totals			8-2	18	105	5.8	17		1	3	11	3.7	5		0	6-2

+- Overtime



Omarion MILLER

4

WIDE RECEIVER

Hometown: Vivian, La.

Height: 6'2"

Weight: 195lbs



ALL RUSHING/RECEIVING STATISTICS

DATE	TEAM	GP	GS	RECEIVING				TD	NO.	RUSHING				TD
				YDS.	AVG.	LG				YDS.	AVG.	LG		
2023	Colorado	11	2	11	234	21.3	65	1	0	0	0.0	0	0	0
2024	Colorado	6	0	10	216	21.6	58	1	0	0	0.0	0	0	0
Totals		17	2	21	450	21.4	65	2	0	0	0.0	0	0	0

SINGLE-GAME HIGHS: RECEIVING

Receptions	8 vs. Kansas St., Oct 12, 2024	Receiving TDs	1 vs. Baylor, Sep 21, 2024
	7 vs. Southern California, Sep 30, 2023		1 vs. Southern California, Sep 30, 2023
	2 vs. Baylor, Sep 21, 2024		196 vs. Southern California, Sep 30, 2023
	1 at Washington St., Nov 17, 2023		145 vs. Kansas St., Oct 12, 2024
	1 vs. Oregon St., Nov 04, 2023		71 vs. Baylor, Sep 21, 2024
Receiving Yards	...2 more at 1.	All-Purpose Yards	23 vs. Oregon St., Nov 04, 2023
	196 vs. Southern California, Sep 30, 2023		9 at Arizona St., Oct 07, 2023
	145 vs. Kansas St., Oct 12, 2024		28.0 vs. Southern California, Sep 30, 2023
	71 vs. Baylor, Sep 21, 2024		18.1 vs. Kansas St., Oct 12, 2024
	23 vs. Oregon St., Nov 04, 2023		
Receiving Average	9 at Arizona St., Oct 07, 2023		
	18.1 vs. Kansas St., Oct 12, 2024		

100-YARD RECEIVING GAMES (2): ALL

DATE	TEAM	NO.	YDS.	AVG.	LG	TD
09/30/23	SOUTHERN CALIFORNIA	7	196	28.0	65	1
10/12/24	KANSAS ST.	8	145	18.1	51	0

2023 GXG ALL (COLORADO)


DATE	OPPONENT	P/S	NO.	RECEIVING				TD	NO.	RUSHING				TD	W/L	SCORE
				YDS.	AVG.	LG				YDS.	AVG.	LG				
09/02	at TCU														W	45-42
09/09	Nebraska	P	0	0	0.0	0		0	0	0	0.0	0		0	W	36-14
09/16	Colorado St.	P	0	0	0.0	0		0	0	0	0.0	0		0	W	43-35+
09/23	at Oregon	P	0	0	0.0	0		0	0	0	0.0	0		0	L	6-42
09/30	Southern California	P	7	196	28.0	65		1	0	0	0.0	0		0	L	41-48
10/07	at Arizona St.	S	1	9	9.0	9		0	0	0	0.0	0		0	W	27-24
10/13	Stanford	P	0	0	0.0	0		0	0	0	0.0	0		0	L	43-46+
10/28	at UCLA	P	1	7	7.0	7		0	0	0	0.0	0		0	L	16-28
11/04	Oregon St.	S	1	23	23.0	23		0	0	0	0.0	0		0	L	19-26
11/11	Arizona	P	0	0	0.0	0		0	0	0	0.0	0		0	L	31-34
11/17	at Washington St.	P	1	-1	-1.0	0		0	0	0	0.0	0		0	L	14-56
11/25	at Utah	P	0	0	0.0	0		0	0	0	0.0	0		0	L	17-23
2023 totals			11-2	11	234	21.3	65		1	0	0.0	0		0	4-8	

+- Overtime

2024 GXG ALL (COLORADO)

DATE	OPPONENT	P/S	NO.	RECEIVING				TD	NO.	RUSHING				TD	W/L	SCORE
				YDS.	AVG.	LG				YDS.	AVG.	LG				
08/29	North Dakota St.	P	0	0	0.0	0		0	0	0	0.0	0		0	W	31-26
09/07	at Nebraska	P	0	0	0.0	0		0	0	0	0.0	0		0	L	10-28
09/14	at Colorado St.	P	0	0	0.0	0		0	0	0	0.0	0		0	W	28-9
09/21	Baylor	P	2	71	35.5	58		1	0	0	0.0	0		0	W	38-31+
09/28	at UCF	P	0	0	0.0	0		0	0	0	0.0	0		0	W	48-21
10/12	Kansas St.	P	8	145	18.1	51		0	0	0	0.0	0		0	L	28-31
10/19	at Arizona														W	34-7
10/26	Cincinnati														W	34-23
2024 totals			6-0	10	216	21.6	58		1	0	0.0	0		0	6-2	

+- Overtime



Chidozie NWANKWO


97

DEFENSIVE TACKLE

Hometown: Houston, Texas

Height: 5'11"

Weight: 290lbs



ALL DEFENSIVE STATISTICS

DATE	TEAM	GP	GS	TACKLES						O. FUMB					
				TK	S	A	SK	YDS	TFL	YDS	QH	FF	FR	TD	YDS
2020	Houston	8	6	11	8	3	1.5	2.0	0.0	0.0	0	0	0	0	0
2021	Houston	11	9	22	9	13	2.0	3.0	2.0	3.0	0	0	0	0	0
2022	Houston	12	12	36	17	19	3.5	5.0	1.0	3.0	1	0	0	0	0
2023	Houston	12	6	25	13	12	5.0	18.0	1.0	5.0	0	0	0	0	0
2024	Colorado	6	5	11	7	4	1.5	7.0	1.0	6.0	0	0	0	0	0
Totals		49	38	105	54	51	13.5	35.0	5.0	17.0	1	0	0	0	0

SINGLE-GAME HIGHS: DEFENSIVE

Total Tackles	9 vs. West Virginia, Oct 12, 2023	Sacks	1.0 vs. North Dakota St., Aug 29, 2024
	6 vs. Tulsa, Nov 26, 2022		1.0 at Kansas St., Oct 28, 2023
	6 vs. South Fla., Oct 29, 2022		1.0 vs. South Fla., Oct 29, 2022
	5 vs. TCU, Sep 16, 2023		...2 more at 1.0.
	5 at Navy, Oct 22, 2022		2 vs. West Virginia, Oct 12, 2023
Solo Tackles	...1 more at 5.	Tackles For Loss	1.5 vs. TCU, Sep 16, 2023
	5 vs. South Fla., Oct 29, 2022		1 vs. North Dakota St., Aug 29, 2024
	3 vs. West Virginia, Oct 12, 2023		1 at Kansas St., Oct 28, 2023
	3 vs. Tulsa, Nov 26, 2022		1 vs. Temple, Nov 12, 2022
	3 at Temple, Nov 13, 2021		...5 more at 1.
	2 vs. Cincinnati, Oct 26, 2024		
	...12 more at 2.		

2020 GXG ALL (HOUSTON)

DATE	OPPONENT	P/S	TK	S	A	SK	YDS	TFL	YDS	QH	FF	FR	TD	YDS	W/L	SCORE
10/08	Tulane	S	1	1	0	0.0	0.0	0.0	0.0	0	0	0	0	0	W	49-31
10/16	BYU	S	2	1	1	0.0	0.5	1.0	0	0	0	0	0	0	L	26-43
10/24	at Navy	S	2	2	0	0.0	0.0	0.0	0	0	0	0	0	0	W	37-21
10/31	UCF	S	2	2	0	0.0	0.0	0.0	0	0	0	0	0	0	L	21-44
11/07	at Cincinnati	S	1	1	0	0.0	0.0	1.0	1.0	0	0	0	0	0	L	10-38
11/14	South Fla.	S	2	1	1	0.0	0.0	0.0	0.0	0	0	0	0	0	W	56-21
12/12	at Memphis	P	0	0	0	0.0	0.0	0.0	0.0	0	0	0	0	0	L	27-30
12/24	Hawaii	P	1	0	1	0.0	0.0	0.0	0.0	0	0	0	0	0	L	14-28
2020 totals			8-6	11	8	3	0.0	0.0	1.5	2.0	0	0	0	0	3-5	

2021 GXG ALL (HOUSTON)

DATE	OPPONENT	TACKLES										O. FUMB					
		P/S	TK	S	A	SK	YDS	TFL	YDS	QH	FF	FR	TD	YDS	W/L	SCORE	
09/04	Texas Tech							DID NOT PLAY						L	21-38		
09/11	at Rice							DID NOT PLAY						W	44-7		
09/18	Grambling							DID NOT PLAY						W	45-0		
09/25	Navy	S	3	2	1	0.0	0.0	0.0	0.0	0	0	0	0	0	W	28-20	
10/01	at Tulsa	P	1	0	1	0.0	0.0	0.0	0.0	0	0	0	0	0	W	45-10	
10/07	at Tulane	P	0	0	0	0.0	0.0	0.0	0.0	0	0	0	0	0	W	40-22	
10/23	East Carolina	S	4	1	3	1.0	1.0	1.0	1.0	0	0	0	0	0	W	31-24	
10/30	SMU	S	0	0	0	0.0	0.0	0.0	0.0	0	0	0	0	0	W	44-37	
11/06	at South Fla.	S	1	0	1	0.0	0.0	0.0	0.0	0	0	0	0	0	W	54-42	
11/13	at Temple	S	4	3	1	1.0	2.0	1.0	2.0	0	0	0	0	0	W	37-8	
11/19	Memphis	S	3	2	1	0.0	0.0	0.0	0.0	0	0	0	0	0	W	31-13	
11/27	at UConn	S	4	1	3	0.0	0.0	0.0	0.0	0	0	0	0	0	W	45-17	
12/04	at Cincinnati	S	2	0	2	0.0	0.0	0.0	0.0	0	0	0	0	0	L	20-35	
12/28	at Auburn	S	0	0	0	0.0	0.0	0.0	0.0	0	0	0	0	0	W	17-13	
2021 totals		11-9	22	9	13	2.0	3.0	2.0	3.0	0	0	0	0	0	12-9		

2022 GXG ALL (HOUSTON)

		TACKLES										O. FUMB						
DATE	OPPONENT	P/S	TK	S	A	SK	YDS	TFL	YDS	QH	FF	FR	TD	YDS	W/L	SCORE		
09/03	at UTSA	S	0	0	0	0	0.0	0.0	0.0	0	0	0	0	0	W	37-35+		
09/10	at Texas Tech	S	0	0	0	0.0	0.0	0.0	0.0	0	0	0	0	0	L	30-33+		
09/17	Kansas	S	3	2	1	0.0	0.0	0.0	0.0	0	0	0	0	0	L	30-48		
09/24	Rice	DID NOT PLAY													W	34-27		
09/30	Tulane	S	1	1	0	0.0	0.0	0.0	0.0	0	0	0	0	0	L	24-27+		
10/07	at Memphis	S	5	1	4	0.0	0.0	1.0	0.0	0	0	0	0	0	W	33-32		
10/22	at Navy	S	5	1	4	0.0	0.0	0.0	0.0	0	0	0	0	0	W	38-20		
10/29	South Fla.	S	6	5	1	1.0	3.0	1.0	3.0	0	0	0	0	0	W	42-27		
11/05	at SMU	S	3	1	2	0.0	0.0	0.0	0.0	0	0	0	0	0	L	63-77		
11/12	Temple	S	4	2	2	0.0	0.0	1.0	1.0	0	0	0	0	0	W	43-36		
11/19	at East Carolina	S	2	0	2	0.0	0.0	0.0	0.0	1	0	0	0	0	W	42-3		
11/26	Tulsa	S	6	3	3	0.0	0.0	0.5	1.0	0	0	0	0	0	L	30-37		
12/23	Louisiana	S	1	1	0	0.0	0.0	0.0	0.0	0	0	0	0	0	W	23-16		
2022 totals		12-12	36	17	19	1.0	3.0	3.5	5.0	1	0	0	0	0	8-5			
+ : Overtime																		

+ - Overtime

2023 GXG ALL (HOUSTON)


DATE	OPPONENT	P/S	TK	S	TACKLES						O. FUMB						SCORE
					A	SK	YDS	TFL	YDS	QH	FF	FR	TD	YDS	W/L		
09/02	UTSA	P	0	0	0	0	0.0	0.0	0.0	0.0	0	0	0	0	W	17-14	
09/09	at Rice	P	0	0	0	0	0.0	0.0	0.0	0.0	0	0	0	0	L	41-43+	
09/16	TCU	P	5	2	3	0	0.0	0.0	1.5	9.0	0	0	0	0	L	13-36	
09/23	Sam Houston	P	0	0	0	0	0.0	0.0	0.0	0.0	0	0	0	0	W	38-7	
09/30	at Texas Tech	S	2	2	0	0	0.0	0.0	0.0	0.0	0	0	0	0	L	28-49	
10/12	West Virginia	S	9	3	6	0	0.0	0.0	2.0	3.0	0	0	0	0	W	41-39	
10/21	Texas	S	3	2	1	0	0.0	0.0	0.0	0.0	0	0	0	0	L	24-31	
10/28	at Kansas St.	S	2	2	0	1	0	1.0	5.0	1.0	5.0	0	0	0	L	0-41	
11/04	at Baylor	S	2	2	0	0	0.0	0.0	0.0	0.0	0	0	0	0	W	25-24+	
11/11	Cincinnati	S	2	0	2	0	0.0	0.0	0.5	1.0	0	0	0	0	L	14-24	
11/18	Oklahoma St.	P	0	0	0	0	0.0	0.0	0.0	0.0	0	0	0	0	L	30-43	
11/25	at UCF	P	0	0	0	0	0.0	0.0	0.0	0.0	0	0	0	0	L	13-27	
2023 totals			12-6	25	13	12	1.0	5.0	5.0	18.0	0	0	0	0	4-8		

+ - Overtime

2024 GXG ALL (COLORADO)

		TACKLES								O. FUMB						
DATE	OPPONENT	P/S	TK	S	A	SK	YDS	TFL	YDS	QH	FF	FR	TD	YDS	W/L	SCORE
08/29	North Dakota St.	S	2	2	0	1.0	6.0	1.0	6.0	0	0	0	0	0	W	31-26
09/07	at Nebraska	S	1	1	0	0.0	0.0	0.0	0.0	0	0	0	0	0	L	10-28
09/14	at Colorado St.		DID NOT PLAY												W	28-9
09/21	Baylor		DID NOT PLAY												W	38-31+
09/28	at UCF	P	3	1	2	0.0	0.0	0.5	1.0	0	0	0	0	0	W	48-21
10/12	Kansas St.	S	2	0	2	0.0	0.0	0.0	0.0	0	0	0	0	0	L	28-31
10/19	at Arizona	S	1	1	0	0.0	0.0	0.0	0.0	0	0	0	0	0	W	34-7
10/26	Cincinnati	S	2	2	0	0.0	0.0	0.0	0.0	0	0	0	0	0	W	34-23
2024 totals		6-5	11	7	4	1.0	6.0	1.5	7.0	0	0	0	0	0	6-2	

+ - Overtime



Charlie OFFERDAHL

44

RUNNING BACK

Hometown: Littleton, Colo.

Height: 5'11"

Weight: 185lbs

ALL RUSHING/RECEIVING STATISTICS

DATE	TEAM	GP	GS	RUSHING					RECEIVING				
				NO.	YDS.	AVG.	LG	TD	NO.	YDS.	AVG.	LG	TD
2021	Colorado	1	0	0	0	0.0	0	0	0	0	0.0	0	0
2022	Colorado	12	1	37	150	4.1	14	0	2	47	23.5	36	0
2023	Colorado	11	0	2	11	5.5	6	0	0	0	0.0	0	0
2024	Colorado	8	1	21	99	4.7	39	0	3	12	4.0	7	0
Totals		32	2	60	260	4.3	39	0	5	59	11.8	36	0

ALL RETURN STATISTICS

DATE	TEAM	RET.	KICKOFF RETURNS					PUNT RETURNS				
			YDS.	AVG.	LG	TD	NO.	YDS.	AVG.	LG	TD	NO.
2021	Colorado	0	0	0.0	0	0	0	0	0.0	0	0	0
2022	Colorado	2	31	15.5	18	0	0	0	0.0	0	0	0
2023	Colorado	0	0	0.0	0	0	0	0	0.0	0	0	0
2024	Colorado	0	0	0.0	0	0	0	0	0.0	0	0	0
Totals		2	31	15.5	18	0	0	0	0.0	0	0	0

SINGLE-GAME HIGHS: RUSHING/RECEIVING

Rush Attempts	14 vs. UCLA, Sep 24, 2022 8 at Oregon St., Oct 22, 2022 8 at Minnesota, Sep 17, 2022 7 at Arizona, Oct 19, 2024 5 vs. North Dakota St., Aug 29, 2024	Receiving Yards	36 at Arizona, Oct 01, 2022 13 vs. North Dakota St., Aug 29, 2024 11 at Oregon St., Oct 22, 2022 55 at Minnesota, Sep 17, 2022
Rushing Yards	55 at Minnesota, Sep 17, 2022 53 at Arizona, Oct 19, 2024 47 vs. UCLA, Sep 24, 2022 29 at Oregon St., Oct 22, 2022 18 at Arizona, Oct 01, 2022	All-Purpose Yards	54 at Arizona, Oct 01, 2022 53 at Arizona, Oct 19, 2024 47 vs. UCLA, Sep 24, 2022 40 at Oregon St., Oct 22, 2022 1 at Washington, Nov 19, 2022 1 vs. Oregon, Nov 05, 2022
Rushing Average	7.6 at Arizona, Oct 19, 2024 6.9 at Minnesota, Sep 17, 2022 3.6 at Oregon St., Oct 22, 2022 3.4 vs. UCLA, Sep 24, 2022	Kickoff Returns	1 at Washington, Nov 19, 2022 18 vs. Oregon, Nov 05, 2022 13 at Washington, Nov 19, 2022
Receptions	2 vs. North Dakota St., Aug 29, 2024 1 at Colorado St., Sep 14, 2024 1 at Oregon St., Oct 22, 2022 1 at Arizona, Oct 01, 2022	Kickoff Return Yards	

2022 GXG ALL (COLORADO)

DATE	OPPONENT	P/S	RUSHING					RECEIVING					SCORE
			NO.	YDS.	AVG.	LG	TD	NO.	YDS.	AVG.	LG	TD	
09/02	TCU	P	1	6	6.0	6	0	0	0	0.0	0	0	L 13-38
09/10	at Air Force	P	1	5	5.0	5	0	0	0	0.0	0	0	L 10-41
09/17	at Minnesota	P	8	55	6.9	14	0	0	0	0.0	0	0	L 7-49
09/24	UCLA	S	14	47	3.4	10	0	0	0	0.0	0	0	L 17-45
10/01	at Arizona	P	3	18	6.0	7	0	1	36	36.0	36	0	L 20-43
10/15	California	P	0	0	0.0	0	0	0	0	0.0	0	0	W 20-13+
10/22	at Oregon St.	P	8	29	3.6	9	0	1	11	11.0	11	0	L 9-42
10/29	Arizona St.	P	1	3	3.0	3	0	0	0	0.0	0	0	L 34-42
11/05	Oregon	P	0	0	0.0	0	0	0	0	0.0	0	0	L 10-49
11/11	at Southern California	P	0	0	0.0	0	0	0	0	0.0	0	0	L 17-55
11/19	at Washington	P	0	0	0.0	0	0	0	0	0.0	0	0	L 7-54
11/26	Utah	P	1	-13	-13.0	0	0	0	0	0.0	0	0	L 21-63
2022 totals			12-1	37	150	4.1	14	0	2	47	23.5	36	0 1-11

+ - Overtime

2023 GXG ALL (COLORADO)

2023 Season Totals (2023-2024)														
DATE	OPPONENT	P/S	RUSHING					RECEIVING					SCORE	
			NO.	YDS.	AVG.	LG	TD	NO.	YDS.	AVG.	LG	TD		
09/02	at TCU	P	0	0	0.0	0	0	0	0	0.0	0	0	W	45-42
09/09	Nebraska	P	2	11	5.5	6	0	0	0	0.0	0	0	W	36-14
09/16	Colorado St.	P	0	0	0.0	0	0	0	0	0.0	0	0	W	43-35+
09/23	at Oregon	P	0	0	0.0	0	0	0	0	0.0	0	0	L	6-42
09/30	Southern California	P	0	0	0.0	0	0	0	0	0.0	0	0	L	41-48
10/07	at Arizona St.	P	0	0	0.0	0	0	0	0	0.0	0	0	W	27-24
10/13	Stanford	P	0	0	0.0	0	0	0	0	0.0	0	0	L	43-46+
10/28	at UCLA	P	0	0	0.0	0	0	0	0	0.0	0	0	L	16-28
11/04	Oregon St.		DID NOT PLAY										L	19-26
11/11	Arizona	P	0	0	0.0	0	0	0	0	0.0	0	0	L	31-34
11/17	at Washington St.	P	0	0	0.0	0	0	0	0	0.0	0	0	L	14-56
11/25	at Utah	P	0	0	0.0	0	0	0	0	0.0	0	0	L	17-23
2023 totals		11-0	2	11	5.5	6	0	0	0	0.0	0	0	4-8	

+ - Overtime

2024 GXG ALL (COLORADO)

DATE	OPPONENT	P/S	RUSHING					RECEIVING					TD	W/L	SCORE
			NO.	YDS.	AVG.	LG	TD	NO.	YDS.	AVG.	LG	TD			
08/29	North Dakota St.	P	5	15	3.0	5	0	2	13	6.5	7	0	W	31-26	
09/07	at Nebraska	S	4	4	1.0	6	0	0	0	0.0	0	0	L	10-28	
09/14	at Colorado St.	P	2	16	8.0	12	0	1	-1	-1.0	0	0	W	28-9	
09/21	Baylor	P	0	0	0.0	0	0	0	0	0.0	0	0	W	38-31+	
09/28	at UCF	P	3	11	3.7	4	0	0	0	0.0	0	0	W	48-21	
10/12	Kansas St.	P	0	0	0.0	0	0	0	0	0.0	0	0	L	28-31	
10/19	at Arizona	P	7	53	7.6	39	0	0	0	0.0	0	0	W	34-7	
10/26	Cincinnati	P	0	0	0.0	0	0	0	0	0.0	0	0	W	34-23	
2024 totals			8-1	21	99	4.7	39	0	3	12	4.0	7	0	6-2	

2022 GAME-BY-GAME ALL STATISTICS (COLORADO)

DATE	OPPONENT	P/S	KICKOFF RETURNS					PUNT RETURNS					W/L	SCORE
			RET	YDS	AVG	LG	TD	NO	FC	YDS	AVG	LG		
09/02	TCU	P	0	0	0.0	0	0	0	0	0	0.0	0	L	13-38
09/10	at Air Force	P	0	0	0.0	0	0	0	0	0	0.0	0	L	10-41
09/17	at Minnesota	P	0	0	0.0	0	0	0	0	0	0.0	0	L	7-49
09/24	UCLA	S	0	0	0.0	0	0	0	0	0	0.0	0	L	17-45
10/01	at Arizona	P	0	0	0.0	0	0	0	0	0	0.0	0	L	20-43
10/15	California	P	0	0	0.0	0	0	0	0	0	0.0	0	W	20-13
10/22	at Oregon St.	P	0	0	0.0	0	0	0	0	0	0.0	0	L	9-42
10/29	Arizona St.	P	0	0	0.0	0	0	0	0	0	0.0	0	L	34-42
11/05	Oregon	P	1	18	18.0	18	0	0	0	0	0.0	0	L	10-49
11/11	at Southern California	P	0	0	0.0	0	0	0	0	0	0.0	0	L	17-55
11/19	at Washington	P	1	13	13.0	13	0	0	0	0	0.0	0	L	7-54
11/26	Utah	P	0	0	0.0	0	0	0	0	0	0.0	0	L	21-63
2022 totals			12-1	2	31	15.5	18	0	0	0	0.0	0	1-11	

+ - Overtime

Samuel
OKUNLOLA

93

DEFENSIVE LINEMAN

Hometown: Brockton, Mass.
Height: 6'4"
Weight: 245lbs

ALL DEFENSIVE STATISTICS

DATE	TEAM	GP	GS	TK	TACKLES					YDS	OH	FF	O. FUMB			YDS
					S	A	TFL	YDS	SK				FR	TD	YDS	
2022	Pittsburgh	5	0	0	0	0	0.0	0.0	0.0	0.0	0	0	0	0	0	0
2023	Pittsburgh	12	2	17	9	8	6.0	41.0	5.0	41.0	0	1	1	0	0	0
2024	Colorado	8	7	21	14	7	5.5	27.0	3.0	21.0	1	0	0	0	0	0
Totals		25	9	38	23	15	11.5	68.0	8.0	62.0	1	1	1	0	0	0

SINGLE-GAME HIGHS: DEFENSIVE

Total Tackles	5 at UCF, Sep 28, 2024 4 vs. Baylor, Sep 21, 2024 4 at Colorado St., Sep 14, 2024 3 vs. Cincinnati, Oct 26, 2024 3 at Arizona, Oct 19, 2024 ...1 more at 3.	Forced Fumbles Fumble Recoveries Tackles For Loss	1 vs. Louisville, Oct 14, 2023 1 vs. Louisville, Oct 14, 2023 2 at Arizona, Oct 19, 2024 1.5 at UCF, Sep 28, 2024 1.5 at Notre Dame, Oct 28, 2023 1 vs. Baylor, Sep 21, 2024 1 at Nebraska, Sep 07, 2024 ...4 more at 1.
Solo Tackles	4 at UCF, Sep 28, 2024 3 at Arizona, Oct 19, 2024 2 vs. Cincinnati, Oct 26, 2024 2 at Colorado St., Sep 14, 2024 2 vs. Louisville, Oct 14, 2023 2.0 at Arizona, Oct 19, 2024 1.0 at UCF, Sep 28, 2024 1.0 vs. Boston College, Nov 16, 2023 1.0 at Notre Dame, Oct 28, 2023 ...3 more at 1.0.		
Sacks	2.0 at Arizona, Oct 19, 2024 1.0 at UCF, Sep 28, 2024 1.0 vs. Boston College, Nov 16, 2023 1.0 at Notre Dame, Oct 28, 2023 ...3 more at 1.0.		

2023 GXG ALL (PITTSBURGH)

DATE	OPPONENT	P/S	TK	S	TACKLES					YDS	OH	FF	O. FUMB			W/L	SCORE
					A	SK	YDS	TFL	YDS				FR	TD	YDS		
09/02	Wofford	P	1	1	0	1.0	8.0	1.0	8.0	0	0	0	0	0	0	W	45-7
09/09	Cincinnati	P	0	0	0	0.0	0.0	0.0	0.0	0	0	0	0	0	0	L	21-27
09/16	at West Virginia	P	0	0	0	0.0	0.0	0.0	0.0	0	0	0	0	0	0	L	6-17
09/23	North Carolina	P	1	1	0	1.0	7.0	1.0	7.0	0	0	0	0	0	0	L	24-41
09/30	at Virginia Tech	P	2	1	1	0.0	0.0	0.0	0.0	0	0	0	0	0	0	L	21-38
10/14	Louisville	P	3	2	1	1.0	14.0	1.0	14.0	0	1	1	0	0	0	W	38-21
10/21	at Wake Forest	P	1	0	1	0.0	0.0	0.0	0.0	0	0	0	0	0	0	L	17-21
10/28	at Notre Dame	P	2	1	1	1.0	6.0	1.5	6.0	0	0	0	0	0	0	L	7-58
11/04	Florida St.	P	2	1	1	0.0	0.0	0.0	0.0	0	0	0	0	0	0	L	7-24
11/11	at Syracuse	P	2	1	1	0.0	0.0	0.0	0.0	0	0	0	0	0	0	L	13-28
11/16	Boston College	S	2	1	1	1.0	6.0	1.0	6.0	0	0	0	0	0	0	W	24-16
11/25	at Duke	S	1	0	1	0.0	0.0	0.5	0.0	0	0	0	0	0	0	L	19-30
2023 totals			12-2	17	9	8	5.0	41.0	6.0	41.0	0	1	1	0	0	3-9	

2024 GXG ALL (COLORADO)

DATE	OPPONENT	P/S	TK	S	TACKLES					YDS	OH	FF	O. FUMB			W/L	SCORE
					A	SK	YDS	TFL	YDS				FR	TD	YDS		
08/29	North Dakota St.	S	0	0	0	0.0	0.0	0.0	0.0	0	0	0	0	0	0	W	31-26
09/07	at Nebraska	S	1	1	0	0.0	0.0	1.0	1.0	0	0	0	0	0	0	L	10-28
09/14	at Colorado St.	P	4	2	2	0.0	0.0	0.0	0.0	0	0	0	0	0	0	W	28-9
09/21	Baylor	S	4	1	3	0.0	0.0	1.0	5.0	0	0	0	0	0	0	W	38-31
09/28	at UCF	S	5	4	1	1.0	5.0	1.5	5.0	1	0	0	0	0	0	W	48-21
10/12	Kansas St.	S	1	1	0	0.0	0.0	0.0	0.0	0	0	0	0	0	0	L	28-31
10/19	at Arizona	S	3	3	0	2.0	16.0	2.0	16.0	0	0	0	0	0	0	W	34-7
10/26	Cincinnati	S	3	2	1	0.0	0.0	0.0	0.0	0	0	0	0	0	0	W	34-23
2024 totals			8-7	21	14	7	3.0	21.0	5.5	27.0	1	0	0	0	0	6-2	

+ - Overtime



Shedeur
SANDERS

2

QUARTERBACK

Hometown: Dallas, Texas
Height: 6'2"
Weight: 215lbs

ALL PASSING STATISTICS

DATE	TEAM	GP	GS	ATT.	CMP.	PCT.	YDS	AVG.	TD	INT.	LG	SK	LST	RATE
2021	Jackson St.	13	9	413	272	65.9	3,231	7.8	30	8	74	35	304	105.7
2022	Jackson St.	13	11	488	344	70.5	3,758	7.7	40	6	86	23	192	115.1
2023	Colorado	11	11	430	298	69.3	3,230	7.5	27	3	75	52	458	109.2
2024	Colorado	8	8	300	220	73.3	2,591	8.6	21	6	69	25	196	114.2
Totals		45	39	1,631	1,134	69.5	12,810	7.9	118	23	86	135	1,150	111.0

ALL RUSHING STATISTICS

DATE	TEAM	GP	GS	NO.	YDS.	AVG.	LG	TD
2021	Jackson St.	13	9	103	-17	-0.2	30	3
2022	Jackson St.	13	11	85	174	2.0	42	6
2023	Colorado	11	11	111	-77	-0.7	38	4
2024	Colorado	8	8	61	-18	-0.3	17	3
Totals		45	39	360	62	0.2	42	16

SINGLE-GAME HIGHS: QUARTERBACK

Pass Attempts	51 vs. Mississippi Val., Sep 24, 2022 49 at Colorado St., Sep 14, 2024 48 at Bethune-Cookman, Oct 15, 2022 47 vs. Stanford, Oct 13, 2023 47 vs. Colorado St., Sep 16, 2023 ...1 more at 47.	Rush Attempts	19 vs. Baylor, Sep 21, 2024 14 vs. Southern California, Sep 30, 2023 14 vs. South Carolina St., Dec 18, 2021 13 vs. Arizona, Nov 11, 2023 13 at UCLA, Oct 28, 2023 ...1 more at 13.
Pass Completions	40 vs. Mississippi Val., Sep 24, 2022 38 vs. Colorado St., Sep 16, 2023 38 at TCU, Sep 02, 2023 36 at Colorado St., Sep 14, 2024 36 at Bethune-Cookman, Oct 15, 2022 510 at TCU, Sep 02, 2023 445 vs. North Dakota St., Aug 29, 2024 438 vs. Mississippi Val., Sep 24, 2022 400 vs. Stanford, Oct 13, 2023 393 vs. Nebraska, Sep 09, 2023 5 vs. Stanford, Oct 13, 2023 5 at Bethune-Cookman, Oct 15, 2022 5 vs. Florida A&M, Sep 04, 2022 4 at Colorado St., Sep 14, 2024 ...11 more at 4. 87.9 vs. Florida A&M, Sep 04, 2022	Rushing Yards	58 at Alabama A&M, Oct 09, 2021 52 vs. Southern U., Oct 29, 2022 50 vs. Southern California, Sep 30, 2023 38 at Southern U., Nov 13, 2021 37 vs. Stanford, Oct 13, 2023 6.5 vs. Southern U., Oct 29, 2022 3.6 vs. Southern California, Sep 30, 2023 3.5 at Southern U., Nov 13, 2021 3.3 vs. Alcorn, Nov 20, 2021 2.9 vs. Stanford, Oct 13, 2023 2 vs. Southern U., Oct 29, 2022 2 vs. Grambling, Sep 17, 2022 1 vs. Cincinnati, Oct 26, 2024 1 at Arizona, Oct 19, 2024 ...10 more at 1.
Yards Passing	510 at TCU, Sep 02, 2023 445 vs. North Dakota St., Aug 29, 2024 438 vs. Mississippi Val., Sep 24, 2022 400 vs. Stanford, Oct 13, 2023 393 vs. Nebraska, Sep 09, 2023 5 vs. Stanford, Oct 13, 2023 5 at Bethune-Cookman, Oct 15, 2022 5 vs. Florida A&M, Sep 04, 2022 4 at Colorado St., Sep 14, 2024 ...11 more at 4. 87.9 vs. Florida A&M, Sep 04, 2022	Rushing Average	6.5 vs. Southern U., Oct 29, 2022 3.6 vs. Southern California, Sep 30, 2023 3.5 at Southern U., Nov 13, 2021 3.3 vs. Alcorn, Nov 20, 2021 2.9 vs. Stanford, Oct 13, 2023 2 vs. Southern U., Oct 29, 2022 2 vs. Grambling, Sep 17, 2022 1 vs. Cincinnati, Oct 26, 2024 1 at Arizona, Oct 19, 2024 ...10 more at 1.
TD Passes	5 vs. Stanford, Oct 13, 2023 5 at Bethune-Cookman, Oct 15, 2022 5 vs. Florida A&M, Sep 04, 2022 4 at Colorado St., Sep 14, 2024 ...11 more at 4. 87.9 vs. Florida A&M, Sep 04, 2022	Rushing TDs	2 vs. Southern U., Oct 29, 2022 2 vs. Grambling, Sep 17, 2022 1 vs. Cincinnati, Oct 26, 2024 1 at Arizona, Oct 19, 2024 ...10 more at 1.
Completion Percentage	85.0 vs. Kansas St., Oct 12, 2024 83.3 vs. Cincinnati, Oct 26, 2024 80.9 vs. Colorado St., Sep 16, 2023 80.9 at TCU, Sep 02, 2023		

300-YARD PASSING GAMES (19): ALL

DATE	TEAM	NO.	YDS.	AVG.	LG	TD
09/11/21	TENNESSEE ST.	30	362	12.1	67	3
10/23/21	BETHUNE-COOKMAN	18	309	17.2	39	4
11/06/21	TEXAS SOUTHERN	25	305	12.2	42	3
09/04/22	FLORIDA A&M	29	323	11.1	37	5
09/17/22	GRAMBLING	22	357	16.2	86	4
09/24/22	MISSISSIPPI VAL.	40	438	11.0	64	4
10/08/22	at Alabama St.	30	332	11.1	35	3
12/03/22	SOUTHERN U.	30	326	10.9	41	4
12/17/22	at N.C. Central	30	349	11.6	85	4
09/02/23	at TCU	38	510	13.4	75	4
09/09/23	NEBRASKA	31	393	12.7	41	2
09/16/23	COLORADO ST.	38	348	9.2	45	4
09/30/23	SOUTHERN CALIFORNIA	30	371	12.4	65	4
10/13/23	STANFORD	33	400	12.1	48	5
08/29/24	NORTH DAKOTA ST.	26	445	17.1	69	4
09/14/24	at Colorado St.	36	310	8.6	34	4
09/21/24	BAYLOR	25	341	13.6	58	2
10/12/24	KANSAS ST.	34	388	11.4	51	3
10/26/24	CINCINNATI	25	323	12.9	47	2

2021 GAME-BY-GAME ALL STATISTICS (JACKSON ST.)

DATE	OPPONENT	P/S	PASSING										RUSHING										SCORE
			ATT	CMP	YDS	PCT	Y/A	Y/C	TD	INT	LG	SK/YD	RATE	ATT	YDS	LG	TD	W/L					
09/05	at Florida A&M	P	24	18	221	75.0	9.2	12.3	0	0	32	2/15	103.0	10	-13	5	1	W	7-6				
09/11	Tennessee St.	P	40	30	362	75.0	9.1	12.1	3	0	67	2/15	127.3	7	-9	7	0	W	38-16				
09/18	at ULM	S	41	28	259	68.3	6.3	9.3	1	1	24	3/28	83.3	9	-5	7	0	L	7-12				
09/25	Delta St.	P	36	25	251	69.4	7.0	10.0	3	0	31	4/29	116.8	6	-36	0	0	W	24-17				
10/09	at Alabama A&M	S	24	17	249	70.8	10.4	14.6	4	0	37	0/0	143.9	6	58	29	1	W	61-15				
10/16	Alabama St.	S	29	17	201	58.6	6.9	11.8	2	0	36	3/16	102.8	6	-8	7	0	W	28-7				
10/23	Bethune-Cookman	S	25	18	309	72.0	12.4	17.2	4	0	39	7/65	153.2	11	-41	17	1	W	42-12				
10/30	at Mississippi Val.	S	31	18	257	58.1	8.3	14.3	3	2	74	2/14	90.4	4	-9	6	0	W	28-19				
11/06	Texas Southern	S	41	25	305	61.0	7.4	12.2	3	0	42	1/5	108.3	3	10	16	0	W	41-21				
11/13	at Southern U.	S	31	24	260	77.4	8.4	10.8	2	2	50	3/33	96.2	11	38	30	0	W	21-17				
11/20	Alcorn	S	39	28	297	71.8	7.6	10.6	3	0	31	2/16	119.3	7	23	18	0	W	24-10				
12/04	Prairie View	S	16	8	85	50.0	5.3	10.6	1	1	19	3/29	60.7	9	-7	13	0	W	27-10				
12/18	South Carolina St.	P	36	16	175	44.4	4.9	10.9	1	2	30	3/39	45.5	14	-18	7	0	L	10-31				
2021 totals			13-9	413	272	3,231	65.9	7.8	11.9	30	8	74	35/304	105.7	103	-17	30	3	11-2				

2022 GAME-BY-GAME ALL STATISTICS (JACKSON ST.)

DATE	OPPONENT	P/S	PASSING										RUSHING										SCORE
			ATT	CMP	YDS	PCT	Y/A	Y/C	TD	INT	LG	SK/YD	RATE	ATT	YDS	LG	TD	W/L					
09/04	Florida A&M	S	33	29	323	87.9	9.8	11.1	5	0	37	2/15	147.0	7	17	14	0	W	59-3				
09/10	at Tennessee St.	S	44	30	276	68.2	6.3	9.2	1	0	27	1/11	92.6	4	-3	10	0	W	16-3				
09/17	Grambling	S	34	22	357	64.7	10.5	16.2	4	0	86	3/19	139.0	9	20	15	2	W	66-24				
09/24	Mississippi Val.	S	51	40	438	78.4	8.6	11.0	4	1	64	1/13	120.4	4	15	24	0	W	49-7				
10/08	at Alabama St.	S	46	30	332	65.2	7.2	11.1	3	1	35	2/10	99.2	8	13	14	0	W	26-12				
10/15	at Bethune-Cookman	S	48	36	272	75.0	5.7	7.6	5	2	34	0/0	105.6	6	33	16	0	W	48-8				
10/22	Campbell	S	31	23	233	74.2	7.5	10.1	1	1	48	0/0	92.5	4	7	5	0	W	22-14				
10/29	Southern U.	S	33	18	194	54.5	5.9	10.8	1	0	26	2/17	82.1	8	52	42	2	W	35-0				
11/05	at Texas Southern	P	31	24	257	77.4	8.3	10.7	3	0	38	3/22	133.4	7	-6	8	1	W	41-14				
11/12	at Alabama A&M	S	25	14	185	56.0	7.4	13.2	4	0	35	1/7	119.2	6	30	18	0	W	27-13				
11/19	at Alcorn	S	29	18	216	62.1	7.4	12.0	1	1	32	5/45	82.0	8	-19	13	0	W	24-13				
12/03	Southern U.	S	43	30	326	69.8	7.6	10.9	4	0	41	1/5	122.8	5	16	10	0	W	43-24				
12/17	at N.C. Central	P	40	30	349	75.0	8.7	11.6	4	0	85	2/28	134.3	9	-1	17	1	L	34-41+				
2022 totals			13-11	488	344	3,758	70.5	7.7	10.9	40	6	86	23/192	115.1	85	174	42	6	12-1				
+/- Overtime																							

+ - Overtime

2023 GAME-BY-GAME ALL STATISTICS (COLORADO)

		PASSING												RUSHING								
DATE	OPPONENT	P/S	ATT	CMP	YDS	PCT	Y/A	Y/C	TD	INT	LG	SK/YD	RATE	ATT	YDS	LG	TD	W/L	SCORE			
09/02	at TCU	S	47	38	510	80.9	10.9	13.4	4	0	75	4/32	95.8	5	-32	0	0	W	45-42			
09/09	Nebraska	S	42	31	393	73.8	9.4	12.7	2	0	41	7/53	79.2	11	-30	14	1	W	36-14			
09/16	Colorado St.	S	47	38	348	80.9	7.4	9.2	4	1	45	4/37	79.2	9	3	15	0	W	43-35+			
09/23	at Oregon	S	33	23	159	69.7	4.8	6.9	1	0	21	7/73	79.2	10	-34	28	0	L	6-42			
09/30	Southern California	S	45	30	371	66.7	8.2	12.4	4	1	65	3/26	79.2	14	50	25	1	L	41-48			
10/07	at Arizona St.	S	42	26	239	61.9	5.7	9.2	1	0	43	5/48	39.6	11	-17	16	1	W	27-24			
10/13	Stanford	S	47	33	400	70.2	8.5	12.1	5	1	48	4/49	39.6	13	37	38	0	L	43-46+			
10/28	at UCLA	S	43	27	217	62.8	5.0	8.0	1	0	45	7/51	104.2	13	-20	13	0	L	16-28			
11/04	Oregon St.	S	39	24	245	61.5	6.3	10.2	2	0	40	4/41	96.6	7	-37	6	0	L	19-26			
11/11	Arizona	S	35	22	262	62.9	7.5	11.9	2	0	47	3/27	104.7	13	29	16	1	L	31-34			
11/17	at Washington St.	S	10	6	86	60.0	8.6	14.3	1	0	45	4/21	121.3	5	-26	0	0	L	14-56			
11/25	at Utah		DID NOT PLAY																	L	17-23	
2023 totals			11-11	430	298	3,230	69.3	7.5	10.8	27	3	75	52/458	109.2	111	-77	38	4	4-8			

+ - Overtime

2024 GAME-BY-GAME ALL STATISTICS (COLORADO)

		PASSING													RUSHING								
DATE	OPPONENT	P/S	ATT	CMP	YDS	PCT	Y/A	Y/C	TD	INT	LG	SK/YD	RATE	ATT	YDS	LG	TD	W/L	SCORE				
08/29	North Dakota St.	S	34	26	445	76.5	13.1	17.1	4	1	69	1/6	144.9	6	17	11	0	W	31-26				
09/07	at Nebraska	S	38	23	244	60.5	6.4	10.6	1	1	30	5/33	77.1	8	-30	3	0	L	10-28				
09/14	at Colorado St.	S	49	36	310	73.5	6.3	8.6	4	0	34	1/3	116.9	2	-3	0	0	W	28-9				
09/21	Baylor	S	41	25	341	61.0	8.3	13.6	2	0	58	8/52	103.8	19	26	17	1	W	38-31				
09/28	at UCF	S	35	28	290	80.0	8.3	10.4	3	1	47	2/13	117.9	5	15	13	0	W	48-21				
10/12	Kansas St.	S	40	34	388	85.0	9.7	11.4	3	1	51	6/74	121.7	9	-50	13	0	L	28-31				
10/19	at Arizona	S	33	23	250	69.7	7.6	10.9	2	2	46	1/5	86.7	7	6	6	1	W	34-7				
10/26	Cincinnati	S	30	25	323	83.3	10.8	12.9	2	0	47	1/10	133.8	5	1	4	1	W	34-23				
2024 totals			8-8	300	220	2,591	73.3	8.6	11.8	21	6	69	25/196	114.2	61	-18	17	3	6-2				
+/- Overtime																							

+ - Overtime

ALL DEFENSIVE STATISTICS

		TACKLES										INTERCEPTIONS								O. FUMB			
DATE	TEAM	GP	GS	TK	S	A	TFL	YDS	SK	YDS	OH	NO	YDS	LG	TD	PD	FF	FR	TD	YDS			
2019	South Carolina	4	0	1	1	0	0.0	0.0	0.0	0.0	0	0	0	0	0	0	0	0	0	0			
2020	South Carolina	9	4	32	23	9	1.0	1.0	0.0	0.0	0	0	0	0	0	1	0	0	0	0			
2021	Jackson St.	13	8	39	28	11	1.0	5.0	0.0	0.0	0	4	99	55	0	3	2	0	0	0			
2022	Jackson St.	7	2	20	15	5	0.5	2.0	0.0	0.0	0	1	0	0	0	4	0	0	0	0			
2023	Colorado	12	11	68	55	13	0.5	1.0	0.0	0.0	1	1	80	80	1	3	4	1	0	0			
2024	Colorado	5	5	31	23	8	1.0	1.0	0.0	0.0	0	0	0	0	0	1	0	0	0	0			
Totals		50	30	191	145	46	4.0	10.0	0.0	0.0	1	6	179	80	1	12	6	1	0	0			

2022 GXG ALL (JACKSON ST.)

DATE	OPPONENT	P/S	TACKLES							INTERCEPTIONS					O. FUMB					W/L	SCORE
			TK	S	A	SK	YDS	TFL	YDS	QH	NO	YDS	LG	TD	PD	FF	FR	TD	YDS		
09/04	Florida A&M																		W	59-3	
09/10	at Tennessee St.																		W	16-3	
09/17	Grambling																		W	66-24	
09/24	Mississippi Val.																		W	49-7	
10/15	at Bethune-Cookman	P	2	1	1	0.0	0.0	0.0	0.0	0	0	0	0	0	1	0	0	0	W	48-8	
10/22	Campbell	S	4	3	1	0.0	0.0	0.5	2.0	0	0	0	0	0	0	0	0	0	W	22-14	
10/29	Southern U.	P	2	2	0	0.0	0.0	0.0	0.0	0	1	0	0	0	0	0	0	0	W	35-0	
11/05	at Texas Southern	P	1	1	0	0.0	0.0	0.0	0.0	0	0	0	0	0	1	0	0	0	W	41-14	
11/12	at Alabama A&M	S	5	4	1	0.0	0.0	0.0	0.0	0	0	0	0	0	0	0	0	0	W	27-13	
11/19	at Alcorn	P	1	1	0	0.0	0.0	0.0	0.0	0	0	0	0	0	2	0	0	0	W	24-13	
12/03	Southern U.																		W	43-24	
12/17	at N.C. Central	P	5	3	2	0.0	0.0	0.0	0.0	0	0	0	0	0	0	0	0	0	L	34-41+	
2022 totals			7-2	20	15	5	0.0	0.0	0.5	2.0	0	1	0	0	0	4	0	0	0	11-1	

+ - Overtime

2023 GXG ALL (COLORADO)

DATE	OPPONENT	P/S	TACKLES							INTERCEPTIONS							O. FUMB							W/L	SCORE
			TK	S	A	SK	YDS	TFL	YDS	QH	NO	YDS	LG	TD	PD	FF	FR	TD	YDS						
09/02	at TCU	S	10	9	1	0.0	0.0	0.0	0.0	0	0	0	0	0	0	0	0	0	W	45-42					
09/09	Nebraska	S	5	3	2	0.0	0.0	0.0	0.0	0	0	0	0	0	0	0	0	0	W	36-14					
09/16	Colorado St.	S	4	3	1	0.0	0.0	0.0	0.0	0	1	80	80	1	0	1	0	0	W	43-35+					
09/23	at Oregon	S	7	6	1	0.0	0.0	0.0	0.0	0	0	0	0	0	0	0	0	0	L	6-42					
09/30	Southern California	P	0	0	0	0.0	0.0	0.0	0.0	0	0	0	0	0	0	0	0	0	L	41-48					
10/07	at Arizona St.	S	6	5	1	0.0	0.0	0.0	0.0	0	0	0	0	0	0	0	0	0	W	27-24					
10/13	Stanford	S	5	5	0	0.0	0.0	0.0	0.0	1	0	0	0	0	1	0	0	0	L	43-46+					
10/28	at UCLA	S	4	4	0	0.0	0.0	0.0	0.0	0	0	0	0	0	0	1	0	0	L	16-28					
11/04	Oregon St.	S	8	6	2	0.0	0.0	0.0	0.0	0	0	0	0	0	1	1	0	0	L	19-26					
11/11	Arizona	S	7	5	2	0.0	0.0	0.0	0.0	0	0	0	0	0	1	0	0	0	L	31-34					
11/17	at Washington St.	S	3	2	1	0.0	0.0	0.5	1.0	0	0	0	0	0	0	1	1	0	L	14-56					
11/25	at Utah	S	9	7	2	0.0	0.0	0.0	0.0	0	0	0	0	0	0	0	0	0	L	17-23					
2023 totals			12-11	68	55	13	0.0	0.0	0.5	1.0	1	1	80	80	1	3	4	1	0	4-8					

+ - Overtime

2024 GXG ALL (COLORADO)

DATE	OPPONENT	P/S	TACKLES							INTERCEPTIONS							O. FUMB					W/L	SCORE
			TK	S	A	SK	YDS	TFL	YDS	QH	NO	YDS	LG	TD	PD	FF	FR	TD	YDS				
08/29	North Dakota St.	S	9	6	3	0.0	0.0	1.0	1.0	0	0	0	0	0	0	0	0	0	W	31-26			
09/07	at Nebraska	S	2	2	0	0.0	0.0	0.0	0.0	0	0	0	0	0	0	0	0	0	L	10-28			
09/14	at Colorado St.		DID NOT PLAY																	W	28-9		
09/21	Baylor		DID NOT PLAY																	W	38-31+		
09/28	at UCF		DID NOT PLAY																	W	48-21		
10/12	Kansas St.	S	10	7	3	0.0	0.0	0.0	0.0	0	0	0	0	0	0	0	0	0	L	28-31			
10/19	at Arizona	S	4	3	1	0.0	0.0	0.0	0.0	0	0	0	0	0	1	0	0	0	W	34-7			
10/26	Cincinnati	S	6	5	1	0.0	0.0	0.0	0.0	0	0	0	0	0	0	0	0	0	W	34-23			
2024 totals			5-5	31	23	8	0.0	0.0	1.0	1.0	0	0	0	0	1	0	0	0	6-2				

+ - Overtime



Will SHEPPARD

14

WIDE RECEIVER

Hometown: Madisonville, La.

Height: 6'3"

Weight: 205lbs



ALL RUSHING/RECEIVING STATISTICS

DATE	TEAM	GP	GS	RECEIVING				RUSHING			
				NO.	YDS.	AVG.	LG	TD	NO.	YDS.	AVG.
2020	Vanderbilt	7	0	2	30	15.0	24	0	0	0	0.0
2021	Vanderbilt	11	11	43	577	13.4	56	4	0	0	0.0
2022	Vanderbilt	12	12	60	776	12.9	31	9	0	0	0.0
2023	Vanderbilt	12	12	47	684	14.6	85	8	0	0	0.0
2024	Colorado	8	8	27	390	14.4	47	3	0	0	0.0
Totals		50	43	179	2,457	13.7	85	24	0	0	0.0

ALL RETURN STATISTICS

DATE	TEAM	RET.	KICKOFF RETURNS				PUNT RETURNS			
			YDS.	AVG.	LG	TD	YDS.	AVG.	LG	TD
2020	Vanderbilt	0	0	0.0	0	0	0	0	0.0	0
2021	Vanderbilt	0	0	0.0	0	0	0	0	0.0	0
2022	Vanderbilt	0	0	0.0	0	0	9	42	4.7	23
2023	Vanderbilt	0	0	0.0	0	0	9	89	9.9	39
2024	Colorado	0	0	0.0	0	0	0	0	0.0	0
Totals		0	0	0.0	0	0	18	131	7.3	39

SINGLE-GAME HIGHS: RUSHING/RECEIVING

Receptions	10 at NIU, Sep 17, 2022	All-Purpose Yards	193 at NIU, Sep 17, 2022
	9 vs. Ole Miss, Oct 08, 2022		124 at Florida, Oct 07, 2023
	9 vs. ETSU, Sep 04, 2021		120 at South Carolina, Oct 16, 2021
	8 at Wake Forest, Sep 09, 2023		119 vs. UConn, Oct 02, 2021
	8 vs. UConn, Oct 02, 2021		109 vs. Alabama A&M, Sep 02, 2023
Receiving Yards	171 at NIU, Sep 17, 2022	Punt Return Yards	47 vs. Alabama A&M, Sep 02, 2023
	120 at South Carolina, Oct 16, 2021		27 vs. Hawaii, Aug 26, 2023
	119 vs. UConn, Oct 02, 2021		22 at NIU, Sep 17, 2022
	107 at Florida, Oct 07, 2023		17 at Florida, Oct 07, 2023
	99 at UCF, Sep 28, 2024		9 at Missouri, Oct 22, 2022
Receiving Average	40.0 at South Carolina, Oct 16, 2021	Punt Returns	...1 more at 9
	35.7 at Florida, Oct 07, 2023		2 vs. Auburn, Nov 04, 2023
	24.8 at UCF, Sep 28, 2024		2 at Wake Forest, Sep 09, 2023
	19.7 at Nebraska, Sep 07, 2024		2 vs. Alabama A&M, Sep 02, 2023
	19.6 vs. Missouri, Sep 30, 2023		...3 more at 2.
Receiving TDs	...1 more at 19.6		
	2 at Wake Forest, Sep 09, 2023		
	2 vs. Alabama A&M, Sep 02, 2023		
	2 vs. Hawaii, Aug 26, 2023		
	...4 more at 2.		

100-YARD RECEIVING GAMES (4): ALL

DATE	TEAM	NO.	YDS.	AVG.	LG	TD
10/02/21	UConn	8	119	14.9	38	2
10/16/21	at South Carolina	3	120	40.0	52	1
09/17/22	at NIU	10	171	17.1	31	2
10/07/23	at Florida	3	107	35.7	85	1

2020 GXG ALL (VANDERBILT)

DATE	OPPONENT	P/S	RECEIVING				RUSHING				W/L	SCORE
			NO.	YDS.	AVG.	LG	TD	NO.	YDS.	AVG.		
10/03	LSU	P	0	0	0.0	0	0	0	0	0.0	0	L 7-41
10/10	South Carolina	P	0	0	0.0	0	0	0	0	0.0	0	L 7-41
11/07	at Mississippi St.	P	0	0	0.0	0	0	0	0	0.0	0	L 17-24
11/14	at Kentucky	P	0	0	0.0	0	0	0	0	0.0	0	L 35-38
11/21	Florida	P	1	24	24.0	24	0	0	0	0.0	0	L 17-38
11/28	at Missouri	P	1	6	6.0	6	0	0	0	0.0	0	L 0-41
12/12	Tennessee	P	0	0	0.0	0	0	0	0	0.0	0	L 17-42
2020 totals			7-0	2	30	15.0	24	0	0	0.0	0	0-7

2021 GXG ALL (VANDERBILT)

DATE	OPPONENT	P/S	RECEIVING					RUSHING					TD	W/L	SCORE
			NO.	YDS.	AVG.	LG	TD	NO.	YDS.	AVG.	LG	TD			
09/04	ETSU	S	9	84	9.3	15	0	0	0	0.0	0	0	L	3-23	
09/11	at Colorado St.	S	4	42	10.5	15	0	0	0	0.0	0	0	W	24-21	
09/18	Stanford	S	6	43	7.2	14	0	0	0	0.0	0	0	L	23-41	
09/25	Georgia	S	0	0	0.0	0	0	0	0	0.0	0	0	L	0-62	
10/02	UConn	S	8	119	14.9	38	2	0	0	0.0	0	0	W	30-28	
10/09	at Florida	S	4	45	11.3	13	0	0	0	0.0	0	0	L	0-42	
10/16	at South Carolina	S	3	120	40.0	52	1	0	0	0.0	0	0	L	20-21	
10/23	Mississippi St.	S	1	4	4.0	4	0	0	0	0.0	0	0	L	6-45	
10/30	Missouri	S	1	9	9.0	9	0	0	0	0.0	0	0	L	28-37	
11/13	Kentucky						DID NOT PLAY					L	17-34		
11/20	at Ole Miss	S	2	13	6.5	8	0	0	0	0.0	0	0	L	17-31	
11/27	at Tennessee	S	5	98	19.6	56	1	0	0	0.0	0	0	L	21-45	
2021 totals	11-11		43	577	13.4	56	4	0	0	0.0	0	0	2-10		

2023 GXG ALL (VANDERBILT)

DATE	OPPONENT	P/S	NO.	RECEIVING				TD	NO.	RUSHING				TD	W/L	SCORE
				YDS.	AVG.	LG				YDS.	AVG.	LG				
08/26	Hawaii	S	6	68	11.3	22		2	0	0	0.0	0	0	0	W	35-28
09/02	Alabama A&M	S	6	62	10.3	17		2	0	0	0.0	0	0	0	W	47-13
09/09	at Wake Forest	S	8	87	10.9	21		2	0	0	0.0	0	0	0	L	20-36
09/16	at UNLV	S	5	97	19.4	33		0	0	0	0.0	0	0	0	L	37-40
09/23	Kentucky	S	2	31	15.5	21		0	0	0	0.0	0	0	0	L	28-45
09/30	Missouri	S	5	98	19.6	31		1	0	0	0.0	0	0	0	L	21-38
10/07	at Florida	S	3	107	35.7	85		1	0	0	0.0	0	0	0	L	14-38
10/14	Georgia	S	1	24	24.0	24		0	0	0	0.0	0	0	0	L	20-37
10/28	at Ole Miss	S	4	17	4.3	5		0	0	0	0.0	0	0	0	L	7-33
11/04	Auburn	S	4	43	10.8	28		0	0	0	0.0	0	0	0	L	15-31
11/11	at South Carolina	S	1	6	6.0	6		0	0	0	0.0	0	0	0	L	6-47
11/25	at Tennessee	S	2	44	22.0	27		0	0	0	0.0	0	0	0	L	24-48
2023 totals			12-12	47	684	14.6	85	8	0	0	0.0	0	0	0	2-10	

2024 GXG ALL (COLORADO)

DATE	OPPONENT	P/S	NO.	RECEIVING				TD	NO.	RUSHING				TD	W/L	SCORE
				YDS.	AVG.	LG				YDS.	AVG.	LG				
08/29	North Dakota St.	S	2	23	11.5	12		0	0	0	0.0	0	0	0	W	31-26
09/07	at Nebraska	S	3	59	19.7	30		0	0	0	0.0	0	0	0	L	10-28
09/14	at Colorado St.	S	7	61	8.7	22		0	0	0	0.0	0	0	0	W	28-9
09/21	Baylor	S	1	5	5.0	5		0	0	0	0.0	0	0	0	W	38-31+
09/28	at UCF	S	4	99	24.8	47		1	0	0	0.0	0	0	0	W	48-21
10/12	Kansas St.	S	5	83	16.6	25		1	0	0	0.0	0	0	0	L	28-31
10/19	at Arizona	S	4	54	13.5	20		1	0	0	0.0	0	0	0	W	34-7
10/26	Cincinnati	S	1	6	6.0	6		0	0	0	0.0	0	0	0	W	34-23
2024 totals			8-8	27	390	14.4	47	3	0	0	0.0	0	0	0	6-2	

+- Overtime



**Cam'Ron
SILMON-CRAIG**

7

SAFETY

Hometown: Birmingham, Ala.

Height: 5'10"

Weight: 185lbs



ALL DEFENSIVE STATISTICS

DATE	TEAM	GP	GS	TK	S	TACKLES					INTERCEPTIONS					O. FUMB				
						A	TFL	YDS	SK	YDS	QH	NO	YDS	LG	TD	PD	FF	FR	TD	YDS
2021	Jackson St.	12	1	48	34	14	4.5	13.0	2.5	7.0	2	3	11	11	0	5	1	1	0	0
2022	Jackson St.	13	11	65	39	26	5.5	24.0	1.5	14.0	1	2	0	0	0	0	0	1	0	0
2023	Colorado	12	10	44	32	12	2.0	2.0	1.0	1.0	1	3	4	4	0	2	0	1	0	0
2024	Colorado	8	8	61	48	13	6.0	26.0	2.0	12.0	5	0	0	0	0	3	0	1	2	95
Totals		45	30	218	153	65	18.0	65.0	7.0	34.0	9	8	15	11	0	10	1	4	2	95

SINGLE-GAME HIGHS: DEFENSIVE

Total Tackles	14 vs. Baylor, Sep 21, 2024 11 at Nebraska, Sep 07, 2024 11 at Texas Southern, Nov 05, 2022 11 at Tennessee St., Sep 10, 2022 9 vs. Kansas St., Oct 12, 2024 ...2 more at 9.	Tackles For Loss	3 at Nebraska, Sep 07, 2024 2 vs. Cincinnati, Oct 26, 2024 2 at Florida A&M, Sep 05, 2021 1.5 at Alabama A&M, Nov 12, 2022 1.5 at Tennessee St., Sep 10, 2022 2 vs. Prairie View, Dec 04, 2021
Solo Tackles	11 at Nebraska, Sep 07, 2024 10 vs. Baylor, Sep 21, 2024 9 vs. Colorado St., Sep 16, 2023 7 at Texas Southern, Nov 05, 2022 7 at Tennessee St., Sep 10, 2022 1.0 vs. Cincinnati, Oct 26, 2024 1.0 vs. Kansas St., Oct 12, 2024 1.0 at Oregon, Sep 23, 2023 ...3 more at 1.0.	Interceptions	1 vs. Southern California, Sep 30, 2023 1 vs. Nebraska, Sep 09, 2023 ...3 more at 1.
Sacks	1.0 vs. Cincinnati, Oct 26, 2024 1.0 vs. Kansas St., Oct 12, 2024 1.0 at Oregon, Sep 23, 2023 ...3 more at 1.0.	Interception Return Yards	11 vs. Bethune-Cookman, Oct 23, 2021 4 vs. Nebraska, Sep 09, 2023 95 at UCF, Sep 28, 2024
Passes Defensed	2 vs. Tennessee St., Sep 11, 2021 1 at Arizona, Oct 19, 2024 1 vs. Kansas St., Oct 12, 2024 1 at UCF, Sep 28, 2024 ...5 more at 1.	Longest Opponent's Fumble Return	95 at UCF, Sep 28, 2024
Forced Fumbles	1 vs. South Carolina St., Dec 18, 2021	Longest Own Fumble Return	
Fumble Recoveries	1 at UCF, Sep 28, 2024 1 at UCLA, Oct 28, 2023 1 vs. Grambling, Sep 17, 2022 ...1 more at 1.		

2021 GXG ALL (JACKSON ST.)

			TACKLES							INTERCEPTIONS						O. FUMB					
DATE	OPPONENT	P/S	TK	S	A	SK	YDS	TFL	YDS	QH	NO	YDS	LG	TD	PD	FF	FR	TD	YDS	W/L	SCORE
09/05	at Florida A&M	P	7	6	1	1.0	0.0	2.0	2.0	0	0	0	0	0	0	0	0	0	0	W	7-6
09/11	Tennessee St.	P	3	2	1	0.0	0.0	0.0	0.0	0	0	0	0	0	2	0	0	0	0	W	38-16
09/18	at ULM	S	1	1	0	0.0	0.0	0.0	0.0	0	0	0	0	0	1	0	0	0	0	L	7-12
09/25	Delta St.	P	2	2	0	0.0	0.0	0.0	0.0	0	0	0	0	0	0	0	0	0	0	W	24-17
10/09	at Alabama A&M	P	0	0	0	0.0	0.0	0.0	0.0	0	0	0	0	0	1	0	0	0	0	W	61-15
10/16	Alabama St.	P	3	2	1	0.0	0.0	0.0	0.0	0	0	0	0	0	0	0	0	0	0	W	28-7
10/23	Bethune-Cookman	P	4	4	0	1.0	4.0	1.0	4.0	0	1	11	11	0	1	0	0	0	0	W	42-12
10/30	at Mississippi Val.	P	6	3	3	0.5	3.0	0.5	3.0	1	0	0	0	0	0	0	0	0	0	W	28-19
11/06	Texas Southern	P	4	4	0	0.0	0.0	0.0	0.0	0	0	0	0	0	0	0	0	1	0	W	41-21
11/13	at Southern U.	P	5	2	3	0.0	0.0	0.0	0.0	0	0	0	0	0	0	0	0	0	0	W	21-17
12/04	Prairie View	P	4	2	2	0.0	0.0	0.0	0.0	1	2	0	0	0	0	0	0	0	0	W	27-10
12/18	South Carolina St.	P	9	6	3	0.0	0.0	1.0	4.0	0	0	0	0	0	0	0	1	0	0	L	10-31
2021 totals			12-1	48	34	14	2.5	7.0	4.5	13.0	2	3	11	11	0	5	1	1	0	0	10-2

2022 GXG ALL (JACKSON ST.)

		TACKLES							INTERCEPTIONS							O. FUMB					
DATE	OPPONENT	P/S	TK	S	A	SK	YDS	TFL	YDS	QH	NO	YDS	LG	TD	PD	FF	FR	TD	YDS	W/L	SCORE
09/04	Florida A&M	S	5	2	3	1.0	11.0	1.0	11.0	0	0	0	0	0	0	0	0	0	0	W	59-3
09/10	at Tennessee St.	S	11	7	4	0.0	0.0	1.5	1.0	0	0	0	0	0	0	0	0	0	0	W	16-3
09/17	Grambling	S	2	2	0	0.0	0.0	0.0	0.0	0	1	0	0	0	0	0	1	0	0	W	66-24
09/24	Mississippi Val.	S	7	5	2	0.0	0.0	0.0	0.0	1	0	0	0	0	0	0	0	0	0	W	49-7
10/08	at Alabama St.	S	3	2	1	0.0	0.0	1.0	2.0	0	0	0	0	0	0	0	0	0	0	W	26-12
10/15	at Bethune-Cookman	S	2	2	0	0.0	0.0	0.0	0.0	0	0	0	0	0	0	0	0	0	0	W	48-8
10/22	Campbell	S	1	1	0	0.0	0.0	0.0	0.0	0	0	0	0	0	0	0	0	0	0	W	22-14
10/29	Southern U.	S	5	4	1	0.0	0.0	0.0	0.0	0	0	0	0	0	0	0	0	0	0	W	35-0
11/05	at Texas Southern	P	11	7	4	0.0	0.0	0.0	0.0	0	0	0	0	0	0	0	0	0	0	W	41-14
11/12	at Alabama A&M	S	6	3	3	0.0	0.0	1.5	7.0	0	0	0	0	0	0	0	0	0	0	W	27-13
11/19	at Alcorn	S	3	0	3	0.5	3.0	0.5	3.0	0	0	0	0	0	0	0	0	0	0	W	24-13
12/03	Southern U.	S	6	4	2	0.0	0.0	0.0	0.0	0	1	0	0	0	0	0	0	0	0	W	43-24
12/17	at N.C. Central	P	3	0	3	0.0	0.0	0.0	0.0	0	0	0	0	0	0	0	0	0	0	L	34-41+
2022 totals			13-11	65	39	26	1.5	14.0	5.5	24.0	1	2	0	0	0	0	1	0	0	12-1	

+- Overtime

2023 GXG ALL (COLORADO)

		TACKLES								INTERCEPTIONS						O. FUMB				
DATE	OPPONENT	P/S	TK	S	A	SK	YDS	TFL	YDS	NO	YDS	LG	TD	PD	FF	FR	TD	YDS	W/L	SCORE
09/02	at TCU	P	0	0	0	0.0	0.0	0.0	0.0	0	0	0	0	0	0	0	0	0	W	45-42
09/09	Nebraska	S	3	3	0	0.0	0.0	0.0	0.0	0	1	4	4	0	0	0	0	0	W	36-14
09/16	Colorado St.	S	9	9	0	0.0	0.0	1.0	1.0	0	1	0	0	0	0	0	0	0	W	43-35+
09/23	at Oregon	S	6	5	1	1.0	1.0	1.0	1.0	0	0	0	0	0	0	0	0	0	L	6-42
09/30	Southern California	S	2	2	0	0.0	0.0	0.0	0.0	0	1	0	0	0	0	0	0	0	L	41-48
10/07	at Arizona St.	S	3	2	1	0.0	0.0	0.0	0.0	0	0	0	0	0	1	0	0	0	W	27-24
10/13	Stanford	S	1	0	1	0.0	0.0	0.0	0.0	0	0	0	0	0	0	0	0	0	L	43-46+
10/28	at UCLA	S	4	4	0	0.0	0.0	0.0	0.0	0	0	0	0	0	0	0	1	0	L	16-28
11/04	Oregon St.	S	1	1	0	0.0	0.0	0.0	0.0	0	0	0	0	0	1	0	0	0	L	19-26
11/11	Arizona	P	3	2	1	0.0	0.0	0.0	0.0	1	0	0	0	0	0	0	0	0	L	31-34
11/17	at Washington St.	S	7	2	5	0.0	0.0	0.0	0.0	0	0	0	0	0	0	0	0	0	L	14-56
11/25	at Utah	S	4	5	2	3.0	0.0	0.0	0.0	0	0	0	0	0	0	0	0	0	L	17-23
2023 Totals			12-10	44	32	12	1.0	1.0	2.0	2	3	4	4	0	2	0	1	0	4-8	

RECEIVING										
DATE	TEAM	GP	GS	NO.	YDS.	AVG.	LG	TD		
2020	Washington	4	1	0	0	0.0	0	0		
2021	Washington	12	0	0	0	0.0	0	0		
2022	Washington	13	0	0	0	0.0	0	0		
2023	Colorado	10	0	0	0	0.0	0	0		
2024	Colorado	8	1	5	41	8.2	13	0		
Totals		47	2	5	41	8.2	13	0		

ALL DEFENSIVE STATISTICS

TACKLES										
DATE	TEAM	GP	GS	TK	S	A	TFL	YDS	SK	YDS
2020	Washington	4	1	7	5	2	0.0	0.0	0.0	0.0
2021	Washington	12	0	11	8	3	0.0	0.0	0.0	2
2022	Washington	13	0	14	7	7	1.0	0.0	0.0	1
2023	Colorado	10	0	2	0	2	0.0	0.0	0.0	1
2024	Colorado	8	1	0	0	0	0.0	0.0	0.0	0
Totals		47	2	34	20	14	1.0	1.0	0.0	4

SINGLE-GAME HIGHS: RECEIVING

Receptions	1 at Arizona, Oct 19, 2024	All-Purpose Yards	13 at Colorado St., Sep 14, 2024
	1 at UCF, Sep 28, 2024		11 at UCF, Sep 28, 2024
	1 vs. Baylor, Sep 21, 2024		10 at Arizona, Oct 19, 2024
Receiving Yards	...2 more at 1.		5 vs. Baylor, Sep 21, 2024
	13 at Colorado St., Sep 14, 2024		2 at Nebraska, Sep 07, 2024
	11 at UCF, Sep 28, 2024		

SINGLE-GAME HIGHS: DEFENSIVE

Total Tackles	6 vs. Kent St., Sep 03, 2022	Fumble Recoveries	1 at Stanford, Oct 30, 2021
	5 vs. Utah, Nov 28, 2020	Tackles For Loss	1 vs. Michigan St., Sep 17, 2022
	4 vs. Oregon, Nov 06, 2021		
Solo Tackles	3 at Oregon, Nov 12, 2022		
	3 at Colorado, Nov 20, 2021		
	3 vs. Kent St., Sep 03, 2022		

2024 GXG ALL (COLORADO)

RECEIVING										
DATE	OPPONENT	P/S	NO.	YDS.	AVG.	LG	TD	W/L	SCORE	
08/29	North Dakota St.	P	0	0	0.0	0	0	W	31-26	
09/07	at Nebraska	P	1	2	2.0	2	0	L	10-28	
09/14	at Colorado St.	S	1	13	13.0	13	0	W	28-9	
09/21	Baylor	P	1	5	5.0	5	0	W	38-31+	
09/28	at UCF	P	1	11	11.0	11	0	W	48-21	
10/12	Kansas St.	P	0	0	0.0	0	0	L	28-31	
10/19	at Arizona	P	1	10	10.0	10	0	W	34-7	
10/26	Cincinnati	P	0	0	0.0	0	0	W	34-23	
2024 totals		8-1	5	41	8.2	13	0	6-2		

+ - Overtime

2020 GXG ALL (WASHINGTON)

TACKLES										
DATE	OPPONENT	P/S	TK	S	A	SK	YDS	TFL	YDS	OH
11/14	Oregon St.	P	0	0	0	0.0	0.0	0.0	0.0	0
11/21	Arizona	P	1	1	0	0.0	0.0	0.0	0.0	0
11/28	Utah	P	5	3	2	0.0	0.0	0.0	0.0	0
12/05	Stanford	S	1	1	0	0.0	0.0	0.0	0.0	0
2020 totals		4-1	7	5	2	0.0	0.0	0.0	0.0	0

2021 GXG ALL (WASHINGTON)

TACKLES										
DATE	OPPONENT	P/S	TK	S	A	SK	YDS	TFL	YDS	OH
09/04	Montana	P	1	1	0	0.0	0.0	0.0	0.0	0
09/11	at Michigan	P	0	0	0	0.0	0.0	0.0	0.0	0
09/18	Arkansas St.	P	0	0	0	0.0	0.0	0.0	0.0	0
09/25	California	P	0	0	0	0.0	0.0	0.0	0.0	0
10/02	at Oregon St.	P	1	0	1	0.0	0.0	0.0	0.0	0
10/16	UCLA	P	1	0	1	0.0	0.0	0.0	0.0	0
10/22	at Arizona	P	0	0	0	0.0	0.0	0.0	0.0	0
10/30	at Stanford	P	1	1	0	0.0	0.0	1	0	1
11/06	Oregon	P	4	3	1	0.0	0.0	0.0	0.0	0
11/13	Arizona St.	P	0	0	0	0.0	0.0	0.0	0.0	0
11/20	at Colorado	P	3	3	0	0.0	0.0	0.0	1	0
11/26	Washington St.	P	0	0	0	0.0	0.0	0.0	0.0	0
2021 totals		12-0	11	8	3	0.0	0.0	0.0	2	0

+ - Overtime

2022 GXG ALL (WASHINGTON)

TACKLES										
DATE	OPPONENT	P/S	TK	S	A	SK	YDS	TFL	YDS	OH
09/03	Kent St.	P	6	3	3	0.0	0.0	0.0	0.0	0
09/10	Portland St.	P	2	1	1	0.0	0.0	0.0	0.0	0
09/17	Michigan St.	P	2	2	0	0.0	0.0	1.0	1.0	0
09/24	Stanford	P	0	0	0	0.0	0.0	0.0	0.0	0
09/30	at UCLA	P	0	0	0	0.0	0.0	0.0	0.0	0
10/08	at Arizona St.	P	0	0	0	0.0	0.0	0.0	0.0	0
10/15	Arizona	P	0	0	0	0.0	0.0	0.0	0.0	0
10/22	at California	P	0	0	0	0.0	0.0	0.0	0.0	0
11/04	Oregon St.	P	0	0	0	0.0	0.0	0.0	0.0	0
11/12	at Oregon	P	3	1	2	0.0	0.0	0.0	0.0	0
11/19	Colorado	P	0	0	0	0.0	0.0	0.0	0.0	0
11/26	at Washington St.	P	0	0	0	0.0	0.0	0.0	0.0	0
12/29	Texas	P	1	0	1	0.0	0.0	0.0	1	0
2022 totals		13-0	14	7	7	0.0	0.0	1.0	1.0	1

2023 GXG ALL (COLORADO)

TACKLES										
DATE	OPPONENT	P/S	TK	S	A	SK	YDS	TFL	YDS	OH
09/02	at TCU									
09/09	Nebraska	P	0	0	0	0.0	0.0	0.0	0.0	1
09/16	Colorado St.	P	0	0	0	0.0	0.0	0.0	0.0	0
09/23	at Oregon	P	2	0	2	0.0	0.0	0.0	0.0	0
09/30	Southern California	P	0	0	0	0.0	0.0	0.0	0.0	0
10/07	at Arizona St.	P	0	0	0	0.0	0.0	0.0	0.0	0
10/13	Stanford	P	0	0	0	0.0	0.0	0.0	0.0	0
10/28	at UCLA	P	0	0	0	0.0	0.0	0.0	0.0	0
11/11	Arizona	P	0	0	0	0.0	0.0	0.0	0.0	0
11/17	at Washington St.	P	0	0	0	0.0	0.0	0.0	0.0	0
11/25	at Utah	P	0	0	0	0.0	0.0	0.0	0.0	0
2023 totals		10-0	2	0	2	0.0	0.0	0.0	0.0	1

+ - Overtime



Herman SMITH

6

SAFETY

Hometown: San Diego, CA

Height: 6'2"

Weight: 190lbs



ALL DEFENSIVE STATISTICS

TACKLES										
DATE	TEAM	GP	GS	TK	S	A	TFL	YDS	SK	YDS
2023	Idaho St.	11	5	21	12	9	1.0	4.0	0.0	0.0
2024	Colorado	8	0	3	2	1	0.0	0.0	0.0	0.0
Totals		19	5	24	14	10	1.0	4.0	0.0	0.0

SINGLE-GAME HIGHS: DEFENSIVE

Total Tackles	8 at Utah St., Sep 09, 2023	Passes Defensed	1 vs. UNI, Sep 16, 2023
	4 vs. Eastern Wash., Oct 14, 2023		1 at Utah St., Sep 09, 2023
	3 vs. Northern Colo., Sep 23, 2023	Tackles For Loss	1 at San Diego St., Sep 02, 2023
Solo Tackles	2 vs. UNI, Sep 16, 2023		
	1 vs. Kansas St., Oct 12, 2024		
	...6 more at 1.		

2023 GXG ALL (IDAHO ST.)

TACKLES										
DATE	OPPONENT	P/S	TK	S	A	SK	YDS	TFL	YDS	OH
09/02	at San Diego St.	S	1	1	0	0.0	0.0	1.0	4.0	0
09/09	at Utah St.	S	8	4	4	0.0	0.0	0.0	0.0	0
09/16	UNI	P	2	2	0	0.0	0.0	0.0	0.0	0
09/23	Northern Colo.	S	3	1	2	0.0	0.0	0.0	0.0	0
09/30	at Montana	P	0	0	0	0.0	0.0	0.0	0.0	0
10/14	Eastern Wash.	P	4	2	2	0.0	0.0	0.0	0.0	0
10/21	at Portland St.	S	1	1	0	0.0	0.0	0.0	0.0	0
10/28	at Sacramento St.	S	1	1	0	0.0	0.0	0.0	0.0	0
11/04	Weber St.	P	0	0	0	0.0	0.0	0.0	0.0	0
11/11	UC Davis	P	0	0	0	0.0	0.0	0.0	0.0	0
11/18	at Idaho	P	1	0	1	0.0	0.0	0.0	0.0	0
2023 totals		11-5	21	12	9	0.0	0.0	1.0	4.0	0

2024 GXG ALL (COLORADO)

DATE	OPPONENT	P/S	TACKLES										O. FUMB					SCORE
			TK	S	A	SK	YDS	TFL	YDS	QH	FF	FR	TD	YDS	W/L			
08/29	North Dakota St.	P	1	1	0	0.0	0.0	0.0	0.0	0	0	0	0	W	31-26			
09/07	at Nebraska	P	1	0	1	0.0	0.0	0.0	0.0	0	0	0	0	L	10-28			
09/14	at Colorado St.	P	0	0	0	0.0	0.0	0.0	0.0	0	0	0	0	W	28-9			
09/21	Baylor	P	0	0	0	0.0	0.0	0.0	0.0	0	0	0	0	W	38-31+			
09/28	at UCF	P	0	0	0	0.0	0.0	0.0	0.0	0	0	0	0	W	48-21			
10/12	Kansas St.	P	1	1	0	0.0	0.0	0.0	0.0	0	0	0	0	L	28-31			
10/19	at Arizona	P	0	0	0	0.0	0.0	0.0	0.0	0	0	0	0	W	34-7			
10/26	Cincinnati	P	0	0	0	0.0	0.0	0.0	0.0	0	0	0	0	W	34-23			
2024 totals			8-0	3	2	1	0.0	0.0	0.0	0.0	0	0	0	6-2				

+ - Overtime

Carter STOUTMIRE

23
SAFETY

Hometown: Plano, Texas
Height: 5'11"
Weight: 205lbs

ALL DEFENSIVE STATISTICS

DATE	TEAM	GP	GS	TK	S	TACKLES					INTERCEPTIONS					O. FUMB				
						A	TFL	YDS	SK	YDS	QH	NO	YDS	LG	TD	PD	FF	FR	TD	YDS
2023	Colorado	12	1	11	11	0	1.0	2.0	0.0	0.0	0	0	0	0	0	0	0	0	0	
2024	Colorado	8	3	25	19	6	0.0	0.0	0.0	0.0	1	0	0	0	0	2	0	0	0	
Totals		20	4	36	30	6	1.0	2.0	0.0	0.0	1	0	0	0	0	2	0	0	0	

SINGLE-GAME HIGHS: DEFENSIVE

Total Tackles	7 at UCF, Sep 28, 2024	Passes Defensed	1 vs. Baylor, Sep 21, 2024
	6 vs. Stanford, Oct 13, 2023		1 at Colorado St., Sep 14, 2024
	5 at Colorado St., Sep 14, 2024	Tackles For Loss	1 vs. Stanford, Oct 13, 2023
	5 at Nebraska, Sep 07, 2024		
	3 vs. Nebraska, Sep 09, 2023		
Solo Tackles	6 vs. Stanford, Oct 13, 2023		
	5 at UCF, Sep 28, 2024		
	4 at Nebraska, Sep 07, 2024		
	3 at Colorado St., Sep 14, 2024		
	3 vs. Nebraska, Sep 09, 2023		

2023 GXG ALL (COLORADO)

DATE	OPPONENT	P/S	TACKLES							INTERCEPTIONS					O. FUMB					SCORE
			TK	S	A	SK	YDS	TFL	YDS	QH	NO	YDS	LG	TD	PD	FF	FR	TD	YDS	
09/02	at TCU	P	0	0	0	0.0	0.0	0.0	0.0	0	0	0	0	0	0	0	0	0	W	45-42
09/09	Nebraska	P	3	3	0	0.0	0.0	0.0	0.0	0	0	0	0	0	0	0	0	0	W	36-14
09/16	Colorado St.	P	0	0	0	0.0	0.0	0.0	0.0	0	0	0	0	0	0	0	0	0	W	43-35+
09/23	at Oregon	P	0	0	0	0.0	0.0	0.0	0.0	0	0	0	0	0	0	0	0	0	L	6-42
09/30	Southern California	P	0	0	0	0.0	0.0	0.0	0.0	0	0	0	0	0	0	0	0	0	L	41-48
10/07	at Arizona St.	S	2	2	0	0.0	0.0	0.0	0.0	0	0	0	0	0	0	0	0	0	W	27-24
10/13	Stanford	P	6	6	0	0.0	0.0	1.0	2.0	0	0	0	0	0	0	0	0	0	L	43-46+
10/28	at UCLA	P	0	0	0	0.0	0.0	0.0	0.0	0	0	0	0	0	0	0	0	0	L	16-28
11/04	Oregon St.	P	0	0	0	0.0	0.0	0.0	0.0	0	0	0	0	0	0	0	0	0	L	19-26
11/11	Arizona	P	0	0	0	0.0	0.0	0.0	0.0	0	0	0	0	0	0	0	0	0	L	31-34
11/17	at Washington St.	P	0	0	0	0.0	0.0	0.0	0.0	0	0	0	0	0	0	0	0	0	L	14-56
11/25	at Utah	P	0	0	0	0.0	0.0	0.0	0.0	0	0	0	0	0	0	0	0	0	L	17-23
2023 totals			12-1	11	11	0	0.0	0.0	1.0	2.0	0	0	0	0	0	0	0	0	4-8	

+ - Overtime

2024 GXG ALL (COLORADO)

DATE	OPPONENT	P/S	TACKLES										INTERCEPTIONS					O. FUMB				
			TK	S	A	SK	YDS	TFL	YDS	QH	NO	YDS	LG	TD	PD	FF	FR	TD	YDS	W/L	SCORE	
08/29	North Dakota St.	P	1	1	0	0.0	0.0	0.0	0.0	0	0	0	0	0	0	0	0	0	W	31-26		
09/07	at Nebraska	P	5	4	1	0.0	0.0	0.0	0.0	0	0	0	0	0	0	0	0	0	L	10-28		
09/14	at Colorado St.	S	5	3	2	0.0	0.0	0.0	0.0	1	0	0	0	0	1	0	0	0	W	28-9		
09/21	Baylor	S	2	2	0	0.0	0.0	0.0	0.0	0	0	0	0	0	1	0	0	0	W	38-31+		
09/28	at UCF	S	7	5	2	0.0	0.0	0.0	0.0	0	0	0	0	0	0	0	0	0	W	48-21		
10/12	Kansas St.	P	1	1	0	0.0	0.0	0.0	0.0	0	0	0	0	0	0	0	0	0	L	28-31		
10/19	at Arizona	P	2	2	0	0.0	0.0	0.0	0.0	0	0	0	0	0	0	0	0	0	W	34-7		
10/26	Cincinnati	P	2	1	1	0.0	0.0	0.0	0.0	0	0	0	0	0	0	0	0	0	W	34-23		
2024 totals			8-3	25	19	6	0.0	0.0	0.0	0.0	1	0	0	0	2	0	0	0	6-2			

+ - Overtime

Tawfiq THOMAS

95
DEFENSIVE TACKLE

Hometown: Tampa, FL
Height: 6'4"
Weight: 300lbs

ALL DEFENSIVE STATISTICS

DATE	TEAM	GP	GS	TK	S	TACKLES					O. FUMB				
						A	TFL	YDS	SK	YDS	QH	FF	FR	TD	YDS
2022	Louisville	11	0	8	2	6	0.0	0.0	0.0	0.0	0	0	0	0	0
2023	Louisville	14	1	4	3	1	0.0	0.0	0.0	0.0	0	0	0	0	0
2024	Colorado	8	0	9	5	4	1.0	1.0	0.0	0.0	0	0	0	0	0
Totals		33	1	21	10	11	1.0	1.0	0.0	0.0	0	0	0	0	0

SINGLE-GAME HIGHS: DEFENSIVE

Total Tackles	3 at UCF, Sep 28, 2024	Tackles For Loss	1 at UCF, Sep 28, 2024
	2 at Colorado St., Sep 14, 2024		
	2 vs. North Dakota St., Aug 29, 2024		
	2 at Georgia Tech, Sep 01, 2023		
	...1 more at 2.		
Solo Tackles	2 at UCF, Sep 28, 2024		
	2 vs. North Dakota St., Aug 29, 2024		
	2 at Georgia Tech, Sep 01, 2023		
	1 at Arizona, Oct 19, 2024		
	...3 more at 1.		

2022 GXG ALL (LOUISVILLE)

TACKLES											O. FUMB					
DATE	OPPONENT	P/S	TK	S	A	SK	YDS	TFL	YDS	QH	FF	FR	TD	YDS	W/L	SCORE
09/03	at Syracuse		DID NOT PLAY											L	7-31	
09/09	at UCF		DID NOT PLAY											W	20-14	
09/16	Florida St.	P	1	0	1	0.0	0.0	0.0	0.0	0	0	0	0	0	L	31-35
09/24	South Fla.	P	0	0	0	0.0	0.0	0.0	0.0	0	0	0	0	0	W	41-3
10/01	at Boston College	P	1	1	0	0.0	0.0	0.0	0.0	0	0	0	0	0	L	33-34
10/08	at Virginia	P	0	0	0	0.0	0.0	0.0	0.0	0	0	0	0	0	W	34-17
10/22	Pittsburgh	P	1	0	1	0.0	0.0	0.0	0.0	0	0	0	0	0	W	24-10
10/29	Wake Forest	P	0	0	0	0.0	0.0	0.0	0.0	0	0	0	0	0	W	48-21
11/05	James Madison	P	1	0	1	0.0	0.0	0.0	0.0	0	0	0	0	0	W	34-10
11/12	at Clemson	P	1	1	0	0.0	0.0	0.0	0.0	0	0	0	0	0	L	16-31
11/19	NC State	P	1	0	1	0.0	0.0	0.0	0.0	0	0	0	0	0	W	25-10
11/26	at Kentucky	P	0	0	0	0.0	0.0	0.0	0.0	0	0	0	0	0	L	13-26
12/17	Cincinnati	P	2	0	2	0.0	0.0	0.0	0.0	0	0	0	0	0	W	24-7
2022 totals		11-0	8	2	6	0.0	0.0	0.0	0.0	0	0	0	0	0	8-5	

2023 GXG ALL (LOUISVILLE)

DATE	OPPONENT	P/S	TACKLES										O. FUMB				
			TK	S	A	SK	YDS	TFL	YDS	QH	FF	FR	TD	YDS	W/L	SCORE	
09/01	at Georgia Tech	P	2	2	0	0.0	0.0	0.0	0.0	0	0	0	0	0	W	39-34	
09/07	Murray St.	P	0	0	0	0.0	0.0	0.0	0.0	0	0	0	0	0	W	56-0	
09/16	at Indiana	P	0	0	0	0.0	0.0	0.0	0.0	0	0	0	0	0	W	21-14	
09/23	Boston College	P	0	0	0	0.0	0.0	0.0	0.0	0	0	0	0	0	W	56-28	
09/29	at NC State	S	0	0	0	0.0	0.0	0.0	0.0	0	0	0	0	0	W	13-10	
10/07	Notre Dame	P	0	0	0	0.0	0.0	0.0	0.0	0	0	0	0	0	W	33-20	
10/14	at Pittsburgh	P	1	1	0	0.0	0.0	0.0	0.0	0	0	0	0	0	L	21-38	
10/28	Duke	P	0	0	0	0.0	0.0	0.0	0.0	0	0	0	0	0	W	23-0	
11/04	Virginia Tech	P	0	0	0	0.0	0.0	0.0	0.0	0	0	0	0	0	W	34-3	
11/09	Virginia	P	1	1	0	0.0	0.0	0.0	0.0	0	0	0	0	0	W	31-24	
11/18	at Miami (FL)	P	0	0	0	0.0	0.0	0.0	0.0	0	0	0	0	0	W	38-31	
11/25	Kentucky	P	0	0	0	0.0	0.0	0.0	0.0	0	0	0	0	0	L	31-38	
12/02	at Florida St.	P	0	0	0	0.0	0.0	0.0	0.0	0	0	0	0	0	L	6-16	
12/27	at Southern California	P	0	0	0	0.0	0.0	0.0	0.0	0	0	0	0	0	L	28-42	
2023 totals		14-1	4	3	1	0.0	0.0	0.0	0.0	0	0	0	0	0	10-4		



Terrell
TIMMONS, JR.

82

WIDE RECEIVER

Hometown: Greensboro, N.C.
Height: 6'2"
Weight: 195lbs



ALL RECEIVING STATISTICS									
DATE	TEAM	GP	GS	NO.	YDS.	AVG.	LG	TD	
2022	NC State	9	0	3	79	26.3	43	1	
2023	NC State	13	1	11	195	17.7	47	0	
2024	Colorado	6	1	4	22	5.5	10	0	
Totals		28	2	18	296	16.4	47	1	


SINGLE-GAME HIGHS: RECEIVING									
Receptions		3 vs. Louisville, Sep 29, 2023			Receiving TDs		1 at North Carolina, Nov 25, 2022		
		2 at Colorado St., Sep 14, 2024			All-Purpose Yards		71 vs. Louisville, Sep 29, 2023		
		2 at Duke, Oct 14, 2023					51 vs. Marshall, Oct 07, 2023		
		2 vs. Marshall, Oct 07, 2023					51 vs. Virginia Tech, Oct 27, 2022		
		...1 more at 2.					28 at North Carolina, Nov 25, 2022		
Receiving Yards		71 vs. Louisville, Sep 29, 2023					22 at Duke, Oct 14, 2023		
		51 vs. Marshall, Oct 07, 2023							
		51 vs. Virginia Tech, Oct 27, 2022							
		28 at North Carolina, Nov 25, 2022							
		22 at Duke, Oct 14, 2023							
Receiving Average		23.7 vs. Louisville, Sep 29, 2023							

2022 GXG ALL (NC STATE)									
DATE	OPPONENT	P/S	NO.	YDS.	AVG.	LG	TD	W/L	SCORE
09/03	at East Carolina							W	21-20
09/10	Charleston So.							W	55-3
09/17	Texas Tech							W	27-14
09/24	UCConn	P	0	0	0.0	0	0	W	41-10
10/01	at Clemson	P	0	0	0.0	0	0	L	20-30
10/08	Florida St.							W	19-17
10/15	at Syracuse	P	0	0	0.0	0	0	L	9-24
10/27	Virginia Tech	P	2	51	25.5	43	0	W	22-21
11/05	Wake Forest	P	0	0	0.0	0	0	W	30-21
11/12	Boston College	P	0	0	0.0	0	0	L	20-21
11/19	at Louisville	P	0	0	0.0	0	0	L	10-25
11/25	at North Carolina	P	1	28	28.0	28	1	W	30-27
12/30	Maryland	P	0	0	0.0	0	0	L	12-16
2022 totals		9-0	3	79	26.3	43	1	8-5	

2023 GXG ALL (NC STATE)									
DATE	OPPONENT	P/S	NO.	YDS.	AVG.	LG	TD	W/L	SCORE
08/31	at UConn	S	1	18	18.0	18	0	W	24-14
09/09	Notre Dame	P	0	0	0.0	0	0	L	24-45
09/16	VMI	P	0	0	0.0	0	0	W	45-7
09/22	at Virginia	P	1	10	10.0	10	0	W	24-21
09/29	Louisville	P	3	71	23.7	45	0	L	10-13
10/07	Marshall	P	2	51	25.5	47	0	W	48-41
10/14	at Duke	P	2	22	11.0	16	0	L	3-24
10/28	Clemson	P	1	8	8.0	8	0	W	24-17
11/04	Miami (FL)	P	1	15	15.0	15	0	W	20-6
11/11	at Wake Forest	P	0	0	0.0	0	0	W	26-6
11/18	at Virginia Tech	P	0	0	0.0	0	0	W	35-28
11/25	North Carolina	P	0	0	0.0	0	0	W	39-20
12/28	at Kansas St.	P	0	0	0.0	0	0	L	19-28
2023 totals		13-1	11	195	17.7	47	0	9-4	

2024 GXG ALL (COLORADO)									
DATE	OPPONENT	P/S	NO.	YDS.	AVG.	LG	TD	W/L	SCORE
08/29	North Dakota St.	P	0	0	0.0	0	0	W	31-26
09/07	at Nebraska	P	0	0	0.0	0	0	L	10-28
09/14	at Colorado St.	P	2	12	6.0	10	0	W	28-9
09/21	Baylor	P	0	0	0.0	0	0	W	38-31
09/28	at UCF	S	1	4	4.0	4	0	W	48-21
10/12	Kansas St.	P	1	6	6.0	6	0	L	28-31
10/19	at Arizona							W	34-7
10/26	Cincinnati							W	34-23
2024 totals		6-1	4	22	5.5	10	0	6-2	

+ - Overtime




Mark
VASSETT

15

PUNTER

Hometown: Melbourne, Australia
Height: 6'4"
Weight: 225lbs



ALL PUNTING STATISTICS													
DATE	TEAM	GP	NO.	YDS.	AVG.	OPP. RET.	YDS.	NET YDS.	AVG.	TB	IN20	LG	BK
2021	Louisville	13	49	2,047	41.8	0	0	2,007	41.0	2	17	0	0
2022	Louisville	13	52	2,321	44.6	0	0	2,241	43.1	4	19	0	0
2023	Colorado	12	64	2,845	44.5	0	0	2,785	43.5	3	22	0	0
2024	Colorado	8	29	1,274	43.9	0	0	1,254	43.2	1	14	0	0
Totals		46	194	8,487	43.7	0	0	8,287	42.7	10	72	0	0

SINGLE-GAME HIGHS: PUNTER													
Punts		9 at Washington St., Nov 17, 2023			Net Punting Avg		45.3 at Arizona St., Oct 07, 2023						
		7 vs. Baylor, Sep 21, 2024					44.8 vs. Arizona, Nov 11, 2023						
		7 vs. Oregon St., Nov 04, 2023					44.6 vs. Florida St., Sep 16, 2022						
		7 at UCLA, Oct 28, 2023					44.3 at TCU, Sep 02, 2023						
		...2 more at 7.					43.7 at Florida St., Sep 25, 2021						
Gross Punting Yards		406 at Washington St., Nov 17, 2023			Longest Punts		73 at Florida St., Sep 25, 2021						
		347 at Arizona St., Oct 07, 2023					68 at Clemson, Nov 12, 2022						
		327 vs. Baylor, Sep 21, 2024					60 at Arizona St., Oct 07, 2023						
		326 at Florida St., Sep 25, 2021					59 vs. Air Force, Dec 28, 2021						
		317 vs. Oregon St., Nov 04, 2023					58 vs. Baylor, Sep 21, 2024						
Gross Punting Avg		49.6 at Arizona St., Oct 07, 2023			Inside the 20		4 vs. Florida St., Sep 16, 2022						
		48.4 vs. Colorado St., Sep 16, 2023					3 vs. Cincinnati, Oct 26, 2024						
		48.3 at UCF, Sep 09, 2022					3 at Washington St., Nov 17, 2023						
		48.0 vs. Kansas St., Oct 12, 2024					3 vs. Arizona, Nov 11, 2023						
		47.5 at Clemson, Nov 12, 2022					...6 more at 3.						
Net Punting Yards		386 at Washington St., Nov 17, 2023											
		347 at Arizona St., Oct 07, 2023											
		317 vs. Oregon St., Nov 04, 2023											
		307 vs. Baylor, Sep 21, 2024											
		306 at Florida St., Sep 25, 2021											

2021 GAME-BY-GAME ALL STATISTICS (LOUISVILLE)														
DATE	OPPONENT		NO.	YDS.	AVG.	OPP. RET.	YDS.	NET YDS.	AVG.	TB	IN20	LG	BK W/L	SCORE
09/06	at Ole Miss	P	3	133	44.3	0	0	133	0.0	0	1	53	0 L	24-43
09/11	Eastern Ky.	P	6	232	38.7	3	8	232	37.3	0	3	43	0 W	30-3
09/17	UCF	P	5	198	39.6	1	5	198	40.6	0	2	48	0 W	42-35
09/25	at Florida St.	P	7	326	46.6	1	0	306	43.7	1	3	73	0 W	31-23
10/02	at Wake Forest	P	4	176	44.0	1	15	176	40.3	0	3	50	0 L	34-37
10/09	Virginia	P	4	184	46.0	2	19	184	41.3	0	0	56	0 L	33-34
10/23	Boston College	P	3	120	40.0	0	0	120	40.0	0	1	42	0 W	28-14
10/30	at NC State	P	3	125	41.7	0	0	125	41.7	0	1	45	0 L	13-28
11/06	Clemson	P	6	246	41.0	2	0	246	41.0	0	1	47	0 L	24-30
11/13	Syracuse	P	3	104	34.7	1	15	104	29.7	0	2	41	0 W	41-3
11/18	at Duke	P	0	0	0.0	0	0	0	0.0	0	0	0	0 W	62-22
11/27	Kentucky	P	3	110	36.7	1	5	110	35.0	0	0	40	0 L	21-52
12/28	Air Force	P	2	93	46.5	0	0	73	36.5	1	0	59	0 L	28-31
2021 totals		13	49	2,047	41.8	12	67	2,007	41.0	2	17	73	0 6-7	

2023 GAME-BY-GAME ALL STATISTICS (COLORADO)


DATE	OPPONENT		NO.	YDS.	AVG.	OPP. RET.	YDS.	NEI YDS.	AVG	TB	IN20	LG	BK	W/L	SCORE
09/02	at TCU	P	3	133	44.3	0	0	133	44.3	0	1	56	0	W	45-42
09/09	Nebraska	P	4	153	38.3	0	0	133	33.3	1	2	43	0	W	36-14
09/16	Colorado St.	P	5	242	48.4	2	28	242	42.8	0	2	54	0	W	43-35+
09/23	at Oregon	P	6	252	42.0	2	15	252	39.0	0	3	56	0	L	6-42
09/30	Southern California	P	4	169	42.3	2	3	169	41.5	0	0	48	0	L	41-48
10/07	at Arizona St.	P	7	347	49.6	2	15	347	45.3	0	2	60	0	W	27-24
10/13	Stanford	P	3	128	42.7	0	0	128	42.7	0	2	57	0	L	43-46+
10/28	at UCLA	P	7	298	42.6	4	4	278	39.1	1	1	54	0	L	16-28
11/04	Oregon St.	P	7	317	45.3	2	56	317	37.3	0	3	56	0	L	19-26
11/11	Arizona	P	6	275	45.8	2	6	275	44.8	0	3	49	0	L	31-34
11/17	at Washington St.	P	9	406	45.1	1	-2	386	43.1	1	3	57	0	L	14-56
11/25	at Utah	P	3	125	41.7	1	11	125	38.0	0	0	43	0	L	17-23
2023 totals		12	64	2,845	44.5	18	136	2,785	43.5	3	22	60	0	4-8	
+ - Overtime															

+ - Overtime

2024 GAME-BY-GAME ALL STATISTICS (COLORADO)

DATE	OPPONENT		NO.	YDS.	AVG.	OPP. RET.	YDS.	AVG.	TB	IN20	LG	BK	W/L	SCORE	
08/29	North Dakota St.	P	2	80	40.0	0	0	80	40.0	0	2	43	0	W	31-26
09/07	at Nebraska	P	5	220	44.0	2	16	220	42.4	0	2	54	0	L	10-28
09/14	at Colorado St.	P	4	159	39.8	2	19	159	36.0	0	2	55	0	W	28-9
09/21	Baylor	P	7	327	46.7	3	91	307	30.9	1	1	58	0	W	38-31+
09/28	at UCF	P	3	131	43.7	2	25	131	35.3	0	1	50	0	W	48-21
10/12	Kansas St.	P	3	144	48.0	1	20	144	41.3	0	2	53	0	L	28-31
10/19	at Arizona	P	2	99	49.5	1	3	99	48.0	0	1	53	0	W	34-7
10/26	Cincinnati	P	3	114	38.0	0	0	114	38.0	0	3	47	0	W	34-23
2024 totals			8	29	1,274	43.9	11	174	1,254	43.2	1	14	58	0	6-2
+= Overtime															

+ - Overtime



Arden WALKER


53

DEFENSIVE END

Hometown: Denver, Colo.

Height: 6'2"

Weight: 250lbs



ALL DEFENSIVE STATISTICS

DATE	TEAM	GP	GS	TK	S	A	TFL	YDS	SK	YDS	OH	FF	FR	TD	YDS
2021	Missouri	6	0	5	3	2	0.0	0.0	0.0	0.0	0	0	0	0	0
2022	Missouri	11	1	6	5	1	1.5	2.0	0.0	0.0	0	0	1	0	0
2023	Colorado	12	3	12	5	7	1.5	5.0	1.0	5.0	3	0	1	0	0
2024	Colorado	8	0	17	12	5	1.5	9.0	1.0	8.0	2	0	0	0	0
Totals		37	4	40	25	15	4.5	16.0	2.0	13.0	5	0	2	0	0

SINGLE-GAME HIGHS: DEFENSIVE

Total Tackles	6 at UCF, Sep 28, 2024	Fumble Recoveries	1 vs. Nebraska, Sep 09, 2023
	3 vs. Cincinnati, Oct 26, 2024		1 at Kansas St., Sep 10, 2022
	3 at Arizona, Oct 19, 2024	Tackles For Loss	1.5 vs. New Mexico St., Nov 19, 2022
	3 vs. New Mexico St., Nov 19, 2022		1 at Arizona, Oct 19, 2024
	...1 more at 3.		1 at Arizona St., Oct 07, 2023
Solo Tackles	3 vs. Cincinnati, Oct 26, 2024		0.5 at UCF, Sep 28, 2024
	3 at UCF, Sep 28, 2024		0.5 at Utah, Nov 25, 2023
	2 at Arizona, Oct 19, 2024		
	2 at Colorado St., Sep 14, 2024		
	...3 more at 2.		
Sacks	1.0 at Arizona, Oct 19, 2024		
	1.0 at Arizona St., Oct 07, 2023		

2021 GXG ALL (MISSOURI)

DATE	OPPONENT	P/S	TK	S	A	SK	YDS	TFL	YDS	OH	FF	FR	TD	YDS	W/L	SCORE
09/04	Central Mich.	P	0	0	0	0.0	0.0	0.0	0.0	0	0	0	0	0	W	34-24
09/11	at Kentucky														L	28-35
09/18	Southeast Mo. St.	P	3	2	1	0.0	0.0	0.0	0.0	0	0	0	0	0	W	59-28
09/25	at Boston College	P	0	0	0	0.0	0.0	0.0	0.0	0	0	0	0	0	L	34-41+
10/02	Tennessee														L	24-62
10/09	North Texas														W	48-35
10/16	Texas A&M														L	14-35
10/30	at Vanderbilt														W	37-28
11/06	at Georgia	P	1	0	1	0.0	0.0	0.0	0.0	0	0	0	0	0	L	6-43
11/13	South Carolina	P	1	1	0	0.0	0.0	0.0	0.0	0	0	0	0	0	W	31-28
11/20	Florida	P	0	0	0	0.0	0.0	0.0	0.0	0	0	0	0	0	W	24-23+
11/26	at Arkansas														L	17-34
2021 totals			6-0	5	3	2	0.0	0.0	0.0	0	0	0	0	0	0	6-6

+ - Overtime

2022 GXG ALL (MISSOURI)

DATE	OPPONENT	P/S	TK	S	A	SK	YDS	TFL	YDS	OH	FF	FR	TD	YDS	W/L	SCORE
09/01	Louisiana Tech	P	0	0	0	0.0	0.0	0.0	0.0	0	0	0	0	0	W	52-24
09/10	at Kansas St.	P	0	0	0	0.0	0.0	0.0	0.0	0	0	1	0	0	L	12-40
09/17	Abilene Christian	P	1	1	0	0.0	0.0	0.0	0.0	0	0	0	0	0	W	34-17
09/24	at Auburn	P	0	0	0	0.0	0.0	0.0	0.0	0	0	0	0	0	L	14-17+
10/01	Georgia	P	0	0	0	0.0	0.0	0.0	0.0	0	0	0	0	0	L	22-26
10/08	at Florida	P	0	0	0	0.0	0.0	0.0	0.0	0	0	0	0	0	L	17-24
10/22	Vanderbilt	P	0	0	0	0.0	0.0	0.0	0.0	0	0	0	0	0	W	17-14
10/29	at South Carolina	P	0	0	0	0.0	0.0	0.0	0.0	0	0	0	0	0	W	23-10
11/05	Kentucky														L	17-21
11/12	at Tennessee	P	0	0	0	0.0	0.0	0.0	0.0	0	0	0	0	0	L	24-66
11/19	New Mexico St.	P	3	2	1	0.0	0.0	1.5	2.0	0	0	0	0	0	W	45-14
11/25	Arkansas														W	29-27
12/23	Wake Forest	S	2	2	0	0.0	0.0	0.0	0.0	0	0	0	0	0	L	17-27
2022 totals			11-1	6	5	1	0.0	0.0	1.5	2.0	0	0	1	0	0	6-7

+ - Overtime

2023 GXG ALL (COLORADO)

DATE	OPPONENT	P/S	TK	S	A	SK	YDS	TFL	YDS	OH	FF	FR	TD	YDS	W/L	SCORE
09/02	at TCU	P	0	0	0	0.0	0.0	0.0	0.0	0	0	0	0	0	W	45-42
09/09	Nebraska	P	0	0	0	0.0	0.0	0.0	0.0	1	0	1	0	0	W	36-14
09/16	Colorado St.	P	0	0	0	0.0	0.0	0.0	0.0	1	0	0	0	0	W	43-35+
09/23	at Oregon	P	1	0	1	0.0	0.0	0.0	0.0	0	0	0	0	0	L	6-42
09/30	Southern California	P	0	0	0	0.0	0.0	0.0	0.0	0	0	0	0	0	L	41-48
10/07	at Arizona St.	S	2	1	1	1.0	5.0	1.0	5.0	0	0	0	0	0	W	27-24
10/13	Stanford	S	1	1	0	0.0	0.0	0.0	0.0	0	0	0	0	0	L	43-46+
10/28	at UCLA	P	0	0	0	0.0	0.0	0.0	0.0	0	0	0	0	0	L	16-28
11/04	Oregon St.	P	2	1	1	0.0	0.0	0.0	0.0	0	0	0	0	0	L	19-26
11/11	Arizona	S	2	1	1	0.0	0.0	0.0	0.0	1	0	0	0	0	L	31-34
11/17	at Washington St.	P	2	0	2	0.0	0.0	0.0	0.0	0	0	0	0	0	L	14-56
11/25	at Utah	P	2	1	1	0.0	0.0	0.5	0.0	0	0	0	0	0	L	17-23
2023 totals			12-3	12	5	7	1.0	5.0	1.5	5.0	3	0	1	0	0	4-8

+ - Overtime

2024 GXG ALL (COLORADO)

DATE	OPPONENT	P/S	TK	S	A	SK	YDS	TFL	YDS	OH	FF	FR	TD	YDS	W/L	SCORE
08/29	North Dakota St.	P	1	1	0	0.0	0.0	0.0	0.0	0	0	0	0	0	W	31-26
09/07	at Nebraska	P	1	0	1	0.0	0.0	0.0	0.0	1	0	0	0	0	L	10-28
09/14	at Colorado St.	P	2	2	0	0.0	0.0	0.0	0.0	0	0	0	0	0	W	28-9
09/21	Baylor	P	1	1	0	0.0	0.0	0.0	0.0	1	0	0	0	0	W	38-31+
09/28	at UCF	P	6	3	3	0.0	0.0	0.5	1.0	0	0	0	0	0	W	48-21
10/12	Kansas St.	P	0	0	0	0.0	0.0	0.0	0.0	0	0	0	0	0	L	28-31
10/19	at Arizona	P	3	2	1	1.0	8.0	1.0	8.0	0	0	0	0	0	W	34-7
10/26	Cincinnati	P	3	3	0	0.0	0.0	0.0	0.0	0	0	0	0	0	W	34-23
2024 totals			8-0	17	12	5	1.0	8.0	1.5	9.0	2	0	0	0	0	6-2

+ - Overtime



Micah WELCH

29

RUNNING BACK

Hometown: Milledgeville, Ga.

Height: 5'9"

Weight: 205lbs



ALL RUSHING/RECEIVING STATISTICS

DATE	TEAM	GP	GS	NO.	YDS.	AVG.	LG	TD	NO.	YDS.	AVG.	LG	TD
2024	Colorado	7	1	24	121	5.0	25	3	5	21	4.2	9	0
Totals		7	1	24	121	5.0	25	3	5	21	4.2	9	0

SINGLE-GAME HIGHS: RUSHING/RECEIVING

Rush Attempts	9 vs. Baylor, Sep 21, 2024	Receptions	2 at UCF, Sep 28, 2024
	9 at Colorado St., Sep 14, 2024		2 at Colorado St., Sep 14, 2024
	5 at UCF, Sep 28, 2024		1 vs. Baylor

2024 GXG ALL (COLORADO)

DATE	OPPONENT	P/S	RUSHING					RECEIVING					W/L	SCORE
			NO.	YDS.	AVG.	LG	TD	NO.	YDS.	AVG.	LG	TD		
08/29	North Dakota St.	P	0	0	0.0	0	0	0	0.0	0	0	0	W	31-26
09/07	at Nebraska	P	0	0	0.0	0	0	0	0.0	0	0	0	L	10-28
09/14	at Colorado St.	P	9	65	7.2	25	0	2	9	4.5	9	0	W	28-9
09/21	Baylor	S	9	22	2.4	12	2	1	-1	-1.0	0	0	W	38-31+
09/28	at UCF	P	5	26	5.2	15	1	2	13	6.5	7	0	W	48-21
10/12	Kansas St.	P	0	0	0.0	0	0	0	0.0	0	0	0	L	28-31
10/19	at Arizona	P	1	8	8.0	8	0	0	0.0	0	0	0	W	34-7
10/26	Cincinnati												W	34-23
DID NOT PLAY														
2024 totals			7-1	24	121	5.0	25	3	5	21	4.2	9	0	6-2

+ - Overtime



Jaylen WESTER

25

LINEBACKER

Hometown: Palmetto, Fla.

Height: 6'0"

Weight: 205lbs



ALL DEFENSIVE STATISTICS

DATE	TEAM	GP	GS	TK	S	A	TACKLES				INTERCEPTIONS					O. FUMB			
							TFL	YDS	SK	YDS	OH	NO	YDS	LG	TD	PD	FF	FR	TD
2022	Fla. Atlantic	11	4	58	30	28	4.5	20.0	1.0	9.0	3	1	18	18	0	1	0	0	0
2023	Fla. Atlantic	12	5	54	32	22	7.5	20.0	1.0	5.0	1	0	0	0	0	2	1	0	0
2024	Colorado	7	0	7	5	2	0.0	0.0	0.0	0.0	0	0	0	0	0	1	1	0	0
Totals		30	9	119	67	52	12.0	40.0	2.0	14.0	4	1	18	18	0	4	2	0	0

SINGLE-GAME HIGHS: DEFENSIVE

Total Tackles	13 vs. Western Ky., Nov 26, 2022	Forced Fumbles	1 at UCF, Sep 28, 2024
	11 vs. UAB, Oct 29, 2022		1 vs. UTSA, Oct 21, 2023
	9 at UTEP, Oct 22, 2022	Tackles For Loss	3.5 vs. East Carolina, Nov 11, 2023
Solo Tackles	8 vs. East Carolina, Nov 11, 2023		2 at FIU, Nov 12, 2022
	8 at UAB, Nov 04, 2023		1.5 at UAB, Nov 04, 2023
	6 vs. East Carolina, Nov 11, 2023		1.5 at South Fla., Oct 14, 2023
Sacks	6 vs. UAB, Oct 29, 2022		1.5 at UTEP, Oct 22, 2022
	5 at UCF, Sep 28, 2024	Interceptions	1 at FIU, Nov 12, 2022
	5 at Rice, Nov 25, 2023	Interception Return Yards	18 at FIU, Nov 12, 2022
Passes Defensed	...2 more at 5.		
	1.0 at South Fla., Oct 14, 2023		
	1.0 at UTEP, Oct 22, 2022		
	1 at UCF, Sep 28, 2024		
	1 vs. Tulane, Nov 18, 2023		
	1 at UAB, Nov 04, 2023		
	...1 more at 1.		

2022 GXG ALL (FLA. ATLANTIC)

			TACKLES							INTERCEPTIONS							O. FUMB					
DATE	OPPONENT	P/S	TK	S	A	SK	YDS	TFL	YDS	QH	NO	YDS	LG	TD	PD	FF	FR	TD	YDS	W/L	SCORE	
08/27	Charlotte	P	2	0	2	0.0	0.0	0.0	0.0	0	0	0	0	0	0	0	0	0	W	43-13		
09/03	at Ohio	P	5	1	4	0.0	0.0	0.0	0.0	0	0	0	0	0	0	0	0	0	L	38-41		
09/10	Southeastern La.	P	5	3	2	0.0	0.0	0.0	0.0	0	0	0	0	0	0	0	0	0	W	42-9		
09/17	UCF	P	4	2	2	0.0	0.0	0.0	0.0	1	0	0	0	0	0	0	0	0	L	14-40		
09/24	at Purdue		DID NOT PLAY																		L	26-28
10/01	at North Texas	P	3	3	0	0.0	0.0	0.0	0.0	0	0	0	0	0	0	0	0	0	L	28-45		
10/15	Rice	P	0	0	0	0.0	0.0	0.0	0.0	1	0	0	0	0	0	0	0	0	W	17-14		
10/22	at UTEP	S	9	5	4	1.0	9.0	1.5	10.0	0	0	0	0	0	0	0	0	0	L	21-24		
10/29	UAB	S	11	6	5	0.0	0.0	0.0	0.0	0	0	0	0	0	0	0	0	0	W	24-17		
11/12	at FIU	S	4	4	0	0.0	0.0	2.0	9.0	1	1	18	18	0	0	0	0	0	W	52-7		
11/19	at Middle Tenn.	P	2	1	1	0.0	0.0	0.0	0.0	0	0	0	0	0	0	0	0	0	L	21-49		
11/26	Western Ky.	S	13	5	8	0.0	0.0	1.0	1.0	0	0	0	0	0	1	0	0	0	L	31-32+		
2022 totals			11-4	58	30	28	1.0	9.0	4.5	20.0	3	1	18	18	0	1	0	0	0	5-7		

+ - Overtime


2023 GXG ALL (FLA. ATLANTIC)

		TACKLES								INTERCEPTIONS						O. FUMB					
DATE	OPPONENT	P/S	TK	S	A	SK	YDS	TFL	YDS	QH	NO	YDS	LG	TD	PD	FF	FR	TD	YDS	W/L	SCORE
09/02	Monmouth	P	1	1	0	0.0	0.0	0.0	0.0	0	0	0	0	0	0	0	0	0	0	W	42-20
09/09	Ohio	P	0	0	0	0.0	0.0	0.0	0.0	0	0	0	0	0	0	0	0	0	0	L	10-17
09/16	at Clemson	P	3	3	0	0.0	0.0	0.0	0.0	0	0	0	0	0	0	0	0	0	0	L	14-48
09/23	at Illinois	P	4	3	1	0.0	0.0	0.0	0.0	0	0	0	0	0	0	0	0	0	0	L	17-23
10/07	Tulsa	P	6	3	3	0.0	0.0	1.0	1.0	1	0	0	0	0	0	0	0	0	0	W	20-17
10/14	at South Fla.	P	7	4	3	1.0	5.0	1.5	6.0	0	0	0	0	0	0	0	0	0	0	W	56-14
10/21	UTSA	P	3	3	0	0.0	0.0	0.0	0.0	0	0	0	0	0	0	1	0	0	0	L	10-36
10/27	at Charlotte	S	1	0	1	0.0	0.0	0.0	0.0	0	0	0	0	0	0	0	0	0	0	W	38-16
11/04	at UAB	S	8	3	5	0.0	0.0	1.5	4.0	0	0	0	0	0	1	0	0	0	0	L	42-45
11/11	East Carolina	S	8	6	2	0.0	0.0	3.5	9.0	0	0	0	0	0	0	0	0	0	0	L	7-22
11/18	Tulane	S	6	1	5	0.0	0.0	0.0	0.0	0	0	0	0	0	1	0	0	0	0	L	8-24
11/25	at Rice	S	7	5	2	0.0	0.0	0.0	0.0	0	0	0	0	0	0	0	0	0	0	L	21-24
2023 totals			12-5	54	32	22	1.0	5.0	7.5	20.0	1	0	0	0	2	1	0	0	0	4-8	

2024 GXG ALL (COLORADO)

DATE	OPPONENT	P/S	TACKLES					INTERCEPTIONS					O. FUMB					SCORE			
			TK	S	A	SK	YDS	TFL	YDS	QH	NO	YDS	LG	TD	PD	FF	FR		TD	YDS	W/L
08/29	North Dakota St.	P	0	0	0	0.0	0.0	0.0	0.0	0	0	0	0	0	0	0	0	0	0	W	31-26
09/07	at Nebraska	P	1	0	1	0.0	0.0	0.0	0.0	0	0	0	0	0	0	0	0	0	0	L	10-28
09/14	at Colorado St.	P	0	0	0	0.0	0.0	0.0	0.0	0	0	0	0	0	0	0	0	0	0	W	28-9
09/21	Baylor	P	0	0	0	0.0	0.0	0.0	0.0	0	0	0	0	0	0	0	0	0	0	W	38-31+
09/28	at UCF	P	5	5	0	0.0	0.0	0.0	0.0	0	0	0	0	0	1	1	0	0	0	W	48-21
10/12	Kansas St.	P	1	0	1	0.0	0.0	0.0	0.0	0	0	0	0	0	0	0	0	0	0	L	28-31
10/19	at Arizona	P	0	0	0	0.0	0.0	0.0	0.0	0	0	0	0	0	0	0	0	0	0	W	34-7
10/26	Cincinnati									DID NOT PLAY										W	34-23
2024 totals			7-0	7	5	2	0.0	0.0	0.0	0.0	0	0	0	0	0	1	1	0	0	0	6-2

+ - Overtime



LaJohntay WESTER


10

WIDE RECEIVER

Hometown: Palmetto, Fla.

Height: 5'11"

Weight: 167lbs



ALL RUSHING/RECEIVING STATISTICS

DATE	TEAM	GP	GS	RECEIVING					RUSHING				
				NO.	YDS.	AVG.	LG	TD	NO.	YDS.	AVG.	LG	TD
2020	Fla. Atlantic	9	1	17	114	6.7	18	1	8	34	4.3	18	0
2021	Fla. Atlantic	12	9	65	702	10.8	39	4	5	29	5.8	18	0
2022	Fla. Atlantic	12	11	62	719	11.6	42	8	15	106	7.1	54	1
2023	Fla. Atlantic	12	12	108	1,168	10.8	76	8	8	44	5.5	21	1
2024	Colorado	8	7	39	501	12.8	46	7	0	0	0.0	0	0
Totals		53	40	291	3,204	11.0	76	28	36	213	5.9	54	2

ALL RETURN STATISTICS

DATE	TEAM	RET.	KICKOFF RETURNS					PUNT RETURNS				
			YDS.	AVG.	LG	TD	NO.	FC	YDS.	AVG.	LG	TD
2020	Fla. Atlantic	12	260	21.7	37	0	10	0	89	8.9	27	0

100-YARD RECEIVING GAMES (11): ALL

DATE	TEAM	NO.	YDS.	AVG.	LG	TD
09/11/21	GA. SOUTHERN	7	124	17.7	31	1
09/18/21	FORDHAM	10	101	10.1	25	1
09/10/22	SOUTHEASTERN LA.	8	140	17.5	42	2
10/01/22	at North Texas	10	113	11.3	32	1
09/09/23	OHIO	12	101	8.4	21	0
09/16/23	at Clemson	12	108	9.0	19	0
09/23/23	at Illinois	13	137	10.5	25	1
10/14/23	at South Fla.	10	123	12.3	30	1
10/27/23	at Charlotte	10	149	14.9	30	2
11/04/23	at UAB	11	219	19.9	76	3
10/19/24	at Arizona	8	127	15.9	46	0

2020 GXG ALL (FLA. ATLANTIC)

DATE	OPPONENT	P/S	RECEIVING					RUSHING					W/L	SCORE
			NO.	YDS.	AVG.	LG	TD	NO.	YDS.	AVG.	LG	TD		
10/03	Charlotte	P	3	13	4.3	7	0	1	-2	-2.0	0	0	W	21-17
10/24	at Marshall	P	3	12	4.0	11	0	1	6	6.0	6	0	L	9-20
10/31	UTSA	P	2	9	4.5	6	0	0	0	0.0	0	0	W	24-3
11/07	Western Ky.	P	1	8	8.0	8	0	2	9	4.5	7	0	W	10-6
11/13	at FIU	P	2	16	8.0	11	1	3	21	7.0	18	0	W	38-19
11/20	Massachusetts	S	3	37	12.3	18	0	0	0	0.0	0	0	W	24-2
12/05	at Ga. Southern	P	0	0	0.0	0	0	0	0	0.0	0	0	L	3-20
12/10	at Southern Miss.	P	0	0	0.0	0	0	0	0	0.0	0	0	L	31-45
12/23	Memphis	P	3	19	6.3	10	0	1	0	0.0	0	0	L	10-25
2020 totals			9-1	17	114	6.7	18	1	8	34	4.3	18	0	5-4

2021 GXG ALL (FLA. ATLANTIC)

DATE	OPPONENT	P/S	RECEIVING					RUSHING					W/L	SCORE
			NO.	YDS.	AVG.	LG	TD	NO.	YDS.	AVG.	LG	TD		
09/04	at Florida	S	4	29	7.3	9	0	0	0	0.0	0	0	L	14-35
09/11	Ga. Southern	S	7	124	17.7	31	1	0	0	0.0	0	0	W	38-6
09/18	Fordham	S	10	101	10.1	25	1	0	0	0.0	0	0	W	45-14
09/25	at Air Force	P	3	22	7.3	9	0	0	0	0.0	0	0	L	7-31
10/02	FIU	S	2	4	2.0	3	0	0	0	0.0	0	0	W	58-21
10/09	at UAB	P	5	67	13.4	33	1	0	0	0.0	0	0	L	14-31
10/21	at Charlotte	S	2	51	25.5	33	0	1	18	18.0	18	0	W	38-9
10/30	UTEP	P	4	64	16.0	39	1	2	16	8.0	12	0	W	28-25
11/06	Marshall	S	5	53	10.6	17	0	0	0	0.0	0	0	L	13-28
11/13	at Old Dominion	S	3	45	15.0	34	0	0	0	0.0	0	0	L	16-30
11/20	at Western Ky.	S	6	47	7.8	17	0	2	-5	-2.5	1	0	L	17-52
11/27	Middle Tenn.	S	14	95	6.8	30	0	0	0	0.0	0	0	L	17-27
2021 totals			12-9	65	702	10.8	39	4	5	29	5.8	18	0	5-7

2022 GXG ALL (FLA. ATLANTIC)

DATE	OPPONENT	P/S	RECEIVING					RUSHING					W/L	SCORE
			NO.	YDS.	AVG.	LG	TD	NO.	YDS.	AVG.	LG	TD		
08/27	Charlotte	S	4	66	16.5	22	0	1	5	5.0	5	0	W	43-13
09/03	at Ohio	S	3	16	5.3	7	1	1	3	3.0	3	0	L	38-41
09/10	Southeastern La.	S	8	140	17.5	42	2	1	2	2.0	2	0	W	42-9
09/17	UCF	S	5	17	3.4	9	1	1	10	10.0	10	0	L	14-40
09/24	at Purdue	S	9	90	10.0	24	3	1	7	7.0	7	0	L	26-28
10/01	at North Texas	S	10	113	11.3	32	1	1	-1	-1.0	0	0	L	28-45
10/15	Rice	S	4	25	6.3	15	0	1	10	10.0	10	0	W	17-14
10/22	at UTEP	S	5	69	13.8	36	0	2	13	6.5	7	0	L	21-24
10/29	UAB	S	2	36	18.0	29	0	0	0	0.0	0	0	W	24-17
11/12	at FIU	S	2	9	4.5	5	0	3	67	22.3	54	1	W	52-7
11/19	at Middle Tenn.	P	6	74	12.3	31	0	1	-4	-4.0	0	0	L	21-49
11/26	Western Ky.	S	4	64	16.0	25	0	2	-6	-3.0	4	0	L	31-32+
2022 totals			12-11	62	719	11.6	42	8	15	106	7.1	54	1	5-7

+ - Overtime

2023 GXG ALL (FLA. ATLANTIC)

DATE	OPPONENT	P/S	RECEIVING					RUSHING					W/L	SCORE
			NO.	YDS.	AVG.	LG	TD	NO.	YDS.	AVG.	LG	TD		
09/02	Monmouth	S	6	55	9.2	27	1	1	21	21.0	21	0	W	42-20
09/09	Ohio	S	12	101	8.4	21	0	0	0	0.0	0	0	L	10-17
09/16	at Clemson	S	12	108	9.0	19	0	1	3	3.0	3	0	L	14-48
09/23	at Illinois	S	13	137	10.5	25	1	0	0	0.0	0	0	L	17-23
10/07	Tulsa	S	9	98	10.9	40	0	2	4	2.0	2	0	W	20-17
10/14	at South Fla.	S	10	123	12.3	30	1	0	0	0.0	0	0	W	56-14
10/21	UTSA	S	4	14	3.5	8	0	0	0	0.0	0	0	L	10-36
10/27	at Charlotte	S	10	149	14.9	30	2	0	0	0.0	0	0	W	38-16
11/04	at UAB	S	11	219	19.9	76	3	1	3	3.0	3	1	L	42-45
11/11	East Carolina	S	6	38	6.3	13	0	1	12	12.0	12	0	L	7-22
11/18	Tulane	S	11	86	7.8	15	0	1	0	0.0	0	0	L	8-24
11/25	at Rice	S	4	40	10.0	15	0	1	1	1.0	1	0	L	21-24
2023 totals			12-12	108	1,168	10.8	76	8	8	44	5.5	21	1	4-8

2024 GXG ALL (COLORADO)

DATE	OPPONENT	P/S	RECEIVING					RUSHING					W/L	SCORE
			NO.	YDS.	AVG.	LG	TD	NO.	YDS.	AVG.	LG	TD		
08/29	North Dakota St.	S	5	58	11.6	25	0	0	0	0.0	0	0	W	31-26
09/07	at Nebraska	S	4	20	5.0	14	1	0	0	0.0	0	0	L	10-28
09/14	at Colorado St.	P	5	80	16.0	34	2	0	0	0.0	0	0	W	28-9
09/21	Baylor	S	4	68	17.0	43	1	0	0	0.0	0	0	W	38-31+
09/28	at UCF	S	3	34	11.3	23	1	0	0	0.0	0	0	W	48-21
10/12	Kansas St.	S	5	58	11.6	25	2	0	0	0.0	0	0	L	28-31
10/19	at Arizona	S	8	127	15.9	46	0	0	0	0.0	0	0	W	34-7
10/26	Cincinnati	S	5	56	11.2	28	0	0	0	0.0	0	0	W	34-23
2024 totals			8-7	39	501	12.8	46	7	0	0	0.0	0	0	6-2

+ - Overtime

2020 GAME-BY-GAME ALL STATISTICS (FLA. ATLANTIC)

DATE	OPPONENT	P/S	KICKOFF RETURNS					PUNT RETURNS					W/L	SCORE	
			RET	YDS	AVG	LG	TD	NO	FC	YDS	AVG	LG			
10/03	Charlotte	P	0	0	0.0	0	0	0	0	0.0	0	0	W	21-17	
10/24	at Marshall	P	2	53	26.5	37	0	4	0	34	8.5	18	0	L	9-20
10/31	UTSA	P	0	0	0.0	0	0	3	0	28	9.3	27	0	W	24-3
11/07	Western Ky.	P	1	13	13.0	13	0	1	0	17	17.0	17	0	W	10-6
11/13	at FIU	P	1	32	32.0	32	0	2	0	10	5.0	6	0	W	38-19
11/20	Massachusetts	S	0	0	0.0	0	0	0	0	0	0.0	0	0	W	24-2
12/05	at Ga. Southern	P	5	89	17.8	25	0	0	0	0	0.0	0	0	L	3-20
12/10	at Southern Miss.	P	3	73	24.3	26	0	0	0	0	0.0	0	0	L	31-45
12/23	Memphis	P	0	0	0.0	0	0	0	0	0	0.0	0	0	L	10-25
2020 totals		9-1	12	260	21.7	37	0	10	0	89	8.9	27	0	5-4	

2021 GAME-BY-GAME ALL STATISTICS (FLA. ATLANTIC)

		KICKOFF RETURNS							PUNT RETURNS						
DATE	OPPONENT	P/S	RET	YDS	AVG	LG	TD	NO	FC	YDS	AVG	LG	TD	W/L	SCORE
09/04	at Florida	S	0	0	0.0	0	0	1	0	-1	-1.0	0	0	L	14-35
09/11	Ga. Southern	S	0	0	0.0	0	0	2	0	12	6.0	13	0	W	38-6
09/18	Fordham	S	0	0	0.0	0	0	4	0	26	6.5	14	0	W	45-14
09/25	at Air Force	P	0	0	0.0	0	0	1	0	4	4.0	4	0	L	7-31
10/02	FIU	S	0	0	0.0	0	0	2	0	21	10.5	21	0	W	58-21
10/09	at UAB	P	0	0	0.0	0	0	0	0	0	0.0	0	0	L	14-31
10/21	at Charlotte	S	0	0	0.0	0	0	2	0	15	7.5	11	0	W	38-9
10/30	UTEP	P	0	0	0.0	0	0	1	0	2	2.0	2	0	W	28-25
11/06	Marshall	S	0	0	0.0	0	0	1	0	2	2.0	2	0	L	13-28
11/13	at Old Dominion	S	0	0	0.0	0	0	2	0	-2	-1.0	0	0	L	16-30
11/20	at Western Ky.	S	0	0	0.0	0	0	1	0	5	5.0	5	0	L	17-52
11/27	Middle Tenn.	S	0	0	0.0	0	0	2	0	45	22.5	48	0	L	17-27
2021 totals			12-9	0	0.0	0	0	19	0	129	6.8	48	0	5-7	

2024 GAME-BY-GAME ALL STATISTICS (COLORADO)																
DATE	OPPONENT	P/S	KICKOFF RETURNS						PUNT RETURNS						W/L	SCORE
			RET	YDS	AVG	LG	TD	NO	FC	YDS	AVG	LG	TD			
08/29	North Dakota St.	S	0	0	0.0	0	0	0	0	0	0.0	0	0	W	31-26	
09/07	at Nebraska	S	0	0	0.0	0	0	3	0	14	4.7	14	0	L	10-28	
09/14	at Colorado St.	P	0	0	0.0	0	0	1	0	1	1.0	1	0	W	28-9	
09/21	Baylor	S	0	0	0.0	0	0	3	0	4	1.3	8	0	W	38-31+	
09/28	at UCF	S	0	0	0.0	0	0	0	0	0	0.0	0	0	W	48-21	
10/12	Kansas St.	S	0	0	0.0	0	0	0	0	0	0.0	0	0	L	28-31	
10/19	at Arizona	S	0	0	0.0	0	0	0	0	0	0.0	0	0	W	34-7	
10/26	Cincinnati	S	0	0	0.0	0	0	1	0	13	13.0	13	0	W	34-23	
2024 totals			8-7	0	0	0.0	0	8	0	32	4.0	14	0	6-2		

+ - Overtime