



Texas Tech RED RAIDER FOOTBALL

41 BOWL APPEARANCES // 11 CONFERENCE CHAMPIONSHIPS // 603 ALL-TIME VICTORIES

GAME

11



TEXAS TECH RED RAIDERS

6-4, 4-3 Big 12

Boone Pickens Stadium (53,855) | Stillwater, Okla. | 2:30 p.m. CT | ESPN+ | Texas Tech Sports Network

at

OKLAHOMA STATE COWBOYS

3-7, 0-7 Big 12



2024 SCHEDULE/RESULTS

Overall: 6-4 | Big 12: 4-3 | H: 4-2 | A: 2-2 | N: 0-0

AUGUST • (1-0)

31 ABILENE CHRISTIAN W, 52-51 (OT) ESPN+

SEPTEMBER • (3-1)

7 at Washington State L, 16-37 FOX

14 NORTH TEXAS W, 66-21 FS1

21 ARIZONA STATE* W, 30-22 FS1

28 CINCINNATI* W, 44-41 ESPN2

OCTOBER • (1-2)

5 at Arizona* W, 28-22 FOX

19 BAYLOR* L, 35-59 ESPN2

26 at TCU* L, 34-35 FOX

NOVEMBER • (1-1)

2 at #10 Iowa State* W, 23-22 ESPN

9 #20 COLORADO* L, 27-41 FOX

23 at Oklahoma State* 2:30 p.m. ESPN+

30 WEST VIRGINIA* TBD TBD

all times Central

TV: ESPN+

- Play-by-Play: James Westling
- Analyst: Jay Sonnhalter
- Producer: John Wilson



RADIO: TEXAS TECH SPORTS NETWORK

- Play-by-Play: Brian Jensen
- Analyst: John Harris
- Sideline Reporter: Chris Level
- SiriusXM (local): Channel 384
- SiriusXM (national): None
- Mobile App: Varsity Network (Texas Tech)



SOCIAL MEDIA: #WreckEm

- X: @TexasTechFB
- YouTube: TexasTechAthletics
- Instagram: @TexasTech_FB
- Facebook: TexasTechFootball
- Online: TexasTech.com / TahjTime.com

TEXAS TECH COACHING STAFF

SIDELINE

- **Joey McGuire**, Head Coach (Third Season)
- **Zach Kittley**, Offensive Coordinator/QBs (Third Season)
- **Kenny Perry**, Assoc. H.C./STs/RBs (Third Season)
- **C.J. Ah You**, Outside Linebackers (Third Season)
- **Josh Bookbinder**, Inside Linebackers (Third Season)
- **Zarnell Fitch**, Defensive Line (Third Season)
- **Justin Johnson**, Passing Coord./WRs (Second Season)
- **Clay McGuire**, Offensive Line (First Season)
- **Marcel Yates**, Passing Game Coord./DBs (Third Season)

PRESSBOX

- **Tim DeRuyter**, Defensive Coordinator (Third Season)
- **Josh Cochran**, Run Game Coord./Tight Ends (Third Season)

TEXAS TECH RED RAIDERS

Rankings	CFP: NR	AP: NR	Coaches: NR
Last Game	Lost to No. 20 Colorado, 41-27		
Streak	Lost 1		
Head Coach	Joey McGuire		
Career Record	21-15 (3rd Season)		
Record at Texas Tech	Same		
Record vs. Oklahoma State	0-1		

OKLAHOMA STATE COWBOYS

Rankings	CFP: NR	AP: NR	Coaches: NR
Last Game	Lost at TCU, 38-13		
Streak	Lost 7		
Head Coach	Mike Gundy		
Career Record	169-86 (20th Season)		
Record at Oklahoma State	Same		
Record vs. Texas Tech	14-4		

GAMEDAY STORYLINES



TEXAS TECH, OSU SET FOR 51ST MEETING

Texas Tech will be on the road for the final time this season on Saturday, traveling to face Oklahoma State at Boone Pickens Stadium in Stillwater. Kickoff is set for 2:30 p.m. with coverage provided nationally on ESPN+. The Red Raiders will be searching for their third Big 12 road win of the season against the Cowboys, marking Texas Tech's most since its memorable 2008 campaign. Texas Tech is only 3-10 all-time in Stillwater with only one win since 2001, which came via a 41-17 rout in 2018.



MORTON HEADS BACK TO STILLWATER

Behren Morton will return Saturday to Boone Pickens Stadium, the site of his first career start which came during Texas Tech's last visit to Stillwater in 2022. Morton threw for 372 passing yards as part of 432 yards of total offense - both career highs - in a losing effort during his redshirt freshman season. He will be looking to lead the Red Raiders to their fifth conference victory for a third consecutive season. Tech has won five or more conference games over three-consecutive seasons only once in its history, which came under Spike Dykes from 1995-97.



TEXAS TECH'S ALL-TIME LEADING RUSHER

Tahj Brooks will enter Saturday's contest as Texas Tech's all-time leading rusher after the senior rushed for 137 yards against Colorado, pushing him past Byron Hanspard's career record. Brooks could break another one of Hanspard's career records against Oklahoma State as his next 100-yard rushing performance will mark the 22nd of his career, the most in school history. It would also mark his 10th game with at least 100 rushing yards this year, matching the single-season school record of both Hanspard and James Gray.

RED RAIDERS BY THE NUMBERS

1

Tahj Brooks is one of only two rushers in the country this season to hit the 100-yard mark on the ground in every game he has played this season (minimum 7 games) and the only one to do so from a power conference.

16

Gino Garcia set the Texas Tech school record with 16 consecutive made field goals beginning with last season's Independence Bowl and running until his lone miss of the season against Colorado.

11.4

Jacob Rodriguez is averaging a Big 12-leading 11.4 tackles per game during conference play as 80 of his 101 stops this season have come against league foes. That average ranks fourth in the FBS.

SERIES HISTORY



OKLAHOMA STATE (23-24-3)	
GP: 50; Home: 13-8-2; Away: 9-15-1; Neutral: 1-1; OT: 0-0	
Big 12: 11-16 (Home: 7-6; Away: 3-10; Neutral: 1-0).	
Jones AT&T Stadium: 18 (10-6-2).	
Tech Stadium: 5 (3-2).	
Boone Pickens Stadium/Lewis Field: 22 (8-14).	
in Oklahoma City: 3 (1-1-1).	
in Tokyo, Japan: 1 (0-1).	
Games decided by 3 points or less: 11 (3-5-3).	
Games decided by 7 points or less: 21 (6-12-3).	
Most Points-TTU: 58 (58-0 win on Nov. 11, 2000).	
Most Points-OSU: 70 (70-53 loss on Oct. 31, 2015).	
Fewest Points-TTU: 0, 2x (last: 23-0 loss on Nov. 20, 2021).	
Fewest Points-OSU: 0, 3x (last: 58-0 loss on Nov. 11, 2000).	
Largest Win: 58 (58-0 win on Nov. 11, 2000).	
Largest Loss: 60 (66-6 loss on Nov. 12, 2011).	
Win Streak: 4 (Sept. 23, 1989-Oct. 9, 1999).	
Loss Streak: 9 (Nov. 14, 2009-Sept. 30, 2017).	
Most Attended: 61,836 on Nov. 2, 2013 in Lubbock, Texas.	
Last 10: 2-8 Last 20: 5-15	

SERIES HISTORY (SINCE 1955)

Date	Loc.	W/L	TTU	OSU	Att.
Oct. 1, 1955	A	W	24	6	16,000
Nov. 3, 1956	H	T	13	13	17,000
Nov. 2, 1957	A	L	0	13	25,000
Oct. 16, 1965	H	W	17	14	29,825
Nov. 5, 1966	H	W	10	7	28,175
Oct. 4, 1969	A	L	10	17	28,500
Oct. 6, 1973	A	W	20	7	41,000
Oct. 5, 1974	H	W	14	13	42,158
Oct. 4, 1975	A	L	16	17	43,500
Dec. 4, 1988	N*	L	42	45	56,000
Sept. 23, 1989	A	W	31	15	40,200
*Sept. 7, 1996	N\$	W	31	3	30,269
*Nov. 15, 1997	A	W	27	3	39,400
*Oct. 10, 1998	H	W	24	17	47,589
*Oct. 9, 1999	A	L	21	41	44,125
*Nov. 11, 2000	H	W	58	0	44,710
*Nov. 10, 2001	A	W	49	30	32,332
*Nov. 9, 2002	H	W	49	24	44,545
*Oct. 18, 2003	A	L	49	51	48,500
*Nov. 27, 2004	H	W	31	15	51,717
*Nov. 12, 2005	A	L	17	24	40,035
*Nov. 18, 2006	H	W	30	24	45,457
*Sept. 22, 2007	A	L	45	49	37,850
*Nov. 8, 2008	H	W	56	20	55,663
*Nov. 14, 2009	A	L	17	24	52,811
*Oct. 16, 2010	H	L	17	34	60,454
*Nov. 12, 2011	H	L	6	66	57,205
*Nov. 17, 2012	A	L	21	59	55,341
*Nov. 2, 2013	H	L	34	52	61,836
*Sept. 25, 2014	A	L	35	45	55,958
*Oct. 31, 2015	H	L	53	70	54,872
*Nov. 12, 2016	A	L	44	45	54,288
*Sept. 30, 2017	H	L	34	41	60,901
*Sept. 22, 2018	A	W	41	17	53,166
*Oct. 5, 2019	H	W	45	35	56,479
*Nov. 28, 2020	A	L	44	50	14,645
*Nov. 20, 2021	H	L	0	23	53,169
*Oct. 8, 2022	A	L	31	41	55,509

*Big 12 Conference game | * Coca Cola Classic (Tokyo, Japan)
\$ Cowboys Stadium (Irving, Texas) | & in Oklahoma City, Okla.

SERIES NOTEBOOK

INSIDE THE OKLAHOMA STATE SERIES

- This will be the 51st all-time meeting between Texas Tech and Oklahoma State; the Red Raiders will look to tie the all-time series on Saturday after the Cowboys took the lead in the series in its last meeting in 2022.
- The 2022 meeting between Tech and OSU was the last time the two schools faced each other. The break in 2023 snapped a streak of meetings spanning 27 consecutive seasons, which was every year since the Big 12 was formed in 1996.
- This weekend's matchup breaks a streak of 15-consecutive meetings where Oklahoma State has entered the game ranked in the top-25 polls. The Cowboys have not entered a matchup with Texas Tech unranked since 2007 when Oklahoma State outlasted the Red Raiders, 49-45, in Stillwater. Texas Tech is 6-3 since joining the Big 12 Conference in 1996 when facing an unranked Oklahoma State team.
- The Red Raiders are 11-16 all-time against the Cowboys during the Big 12 era despite winning seven of the first nine meetings after the league formed prior to the 1996 season. Oklahoma State returned the favor, winning 12 of the last 14 meetings with Texas Tech's two wins during that stretch coming in a 41-17 road win in 2018 and then a 45-35 victory at home a year later.
- The Red Raiders snapped a nine-game losing streak to Oklahoma State in their 2018 visit to Stillwater following a 41-17 victory in 2018. It marked the first time Texas Tech had topped Oklahoma State away from home since the 2001 season. Texas Tech is only 3-10 in Stillwater during the Big 12 era with its lone other win coming via a 27-3 victory in 1997.
- The victory over Oklahoma State in 2019 marked Texas Tech's first at home against the Cowboys since the 2008 season as the Red Raiders created five takeaways and totaled seven sacks, their most in a game at the time since 2009.
- Texas Tech and Oklahoma State have produced several high-scoring shootouts in recent years as the two schools have combined for at least 70 points in nine of the past 11 meetings. The two schools have combined for 50 or more points in 12 of the past 13 meetings and in 20 of the past 24 contests overall.
- The lone exception to the high-scoring tendency between the two schools was Oklahoma State's 23-0 victory in 2021.

STATISTICAL MATCHUP: TEXAS TECH vs. OKLAHOMA STATE

CATEGORY	TECH	FBS	BIG 12	OSU	FBS	BIG 12
Scoring Offense	35.5	18th	1st	27.8	68th	12th
Total Offense	441.0	25th	2nd	383.3	74th	13th
Rushing Offense	159.3	67th	10th	110.6	117th	14th
Passing Offense	281.7	17th	3rd	272.7	27th	4th
Scoring Defense	35.1	121st	16th	31.9	110th	15th
Total Defense	451.0	119th	15th	499.6	132nd	16th
Rushing Defense	145.4	64th	9th	240.8	132nd	16th
Passing Defense	305.6	132nd	16th	258.8	118th	14th
3rd Down Conversion Percentage	.457	22nd	3rd	.380	83rd	13th
3rd Down Conversion Percentage Defense	.361	49th	3rd	.435	105th	14th
4th Down Conversion Percentage	.500	79th	12th	.652	27th	6th
4th Down Conversion Percentage Defense	.571	79th	9th	.538	69th	7th
Red Zone Defense	.886	99th	12th	.805	43rd	4th
Red Zone Offense	.913	19th	2nd	.892	33rd	6th
QB Sacks Per Game	1.4	115th	14th	1.6	98th	12th
Tackles for Loss Per Game	5.0	88th	12th	5.1	85th	11th
Time of Possession	30:23	59th	9th	27:00	121st	15th
Net Punting	36.9	19th	15th	42.0	16th	2nd
Punt Returns	4.7	111th	16th	6.4	87th	11th
Kickoff Returns	21.3	44th	6th	19.1	81st	13th
Fewest Penalty Yards Per Game	64.9	110th	14th	37.4	9th	3rd
Turnover Margin	-1	72nd	8th	-4	94th	10th

The shutout marked the first time the Red Raiders had been blanked since falling at No. 2 Nebraska, 29-0, on Oct. 18, 1997, snapping a streak of 302-consecutive games with points. Texas Tech was shut out at home for the first time since a 31-0 loss to Arkansas on Oct. 10, 1987.

THE BOYS FROM OKLAHOMA

- Texas Tech has two prominent members of its defense from the state of Oklahoma in junior outside linebacker Isaac Smith and sophomore defensive back Maurion Horn. Both hail from just east of Tulsa with Smith originally from Wagoner, while Horn is a native of Broken Arrow. This will be the first time Horn has played in his home state of Oklahoma since joining the Red Raiders, while Smith will be doing so for the second time as he was previously inserted on special teams in Texas Tech's 2022 trip to Stillwater.
- In addition, Tech has two Oklahoma natives on its staff in defensive line coach Zarnell Fitch and director of player development Dave Martin. Fitch grew up in the Oklahoma City suburb of Spencer before attending TCU and beginning his coaching career in the DFW metroplex. Martin, meanwhile, was raised not far from Fitch in nearby Jones where he later returned to be the head coach of his alma mater, compiling a 138-38 record and one state title during his 14 seasons as the athletic director and head coach at Jones High School.

A BROTHERLY AFFAIR

- This weekend's matchup will place a member of the Wilson family on opposite offensive lines with Texas Tech sophomore Sheridan Wilson starting at center, while Oklahoma State will have his older brother, Preston Wilson, as its right guard. This will be the first time the two brothers have faced each other at the collegiate level as Sheridan Wilson was only a true freshman the last time Texas Tech and Oklahoma State faced each other. He did not see any playing time that season as part of a redshirt year.
- The two brothers have actually been on the same field for a game in their respective careers as Sheridan Wilson, then a high school freshman, was called up to the varsity team for Argyle's 2018 playoff run that finished in the Texas Class 4A regional final round. Preston Wilson was a senior on that Argyle team that finished 13-1 overall with its lone loss to state champion La Vega.



TEXAS TECH-OSU CONNECTIONS

- On the Oklahoma State staff, defensive passing game coordinator and cornerbacks coach Tim Duffie earned his degree in exercise and sports science from Texas Tech in 1999 following a four-year career for the Red Raiders. Duffie was a two-year starter for head coach Spike Dykes where he recorded 202 tackles, including six for a loss, to go along with three pass breakups and a pair of interceptions. This is his 12th season on the Oklahoma State coaching staff.
- Oklahoma State will have another familiar face on its sideline in defensive line coach Paul Randolph, who served in a similar capacity for the Red Raiders for all three seasons under Matt Wells from 2019-21. Randolph helped mentor current Baltimore Ravens defensive lineman Broderick Washington Jr. during his Texas Tech tenure as he was selected in the fifth round of the 2021 NFL Draft.
- Oklahoma State second-year defensive coordinator Bryan Nardo began his coaching career as a student assistant coach at Ohio University from 2004-08 during the same time Texas Tech Director of Athletics Kirby Hocutt was in the same position leading the Bobcats. Hocutt was Ohio's Athletics Director from 2005-08, while Nardo was a student assistant from 2004-08 before being promoted to a graduate assistant prior to the 2008 season.
- Oklahoma State Director of Athletics Chad Weiberg was previously on staff at Texas Tech as he served as Deputy A.D. from 2015-17. Weiberg departed Kirby Hocutt's executive staff to accept the same position at Oklahoma State, which ultimately led to his promotion in 2021 to the Athletics Director chair.
- Roster-wise, both Texas Tech and Oklahoma State have a player who previously attended the other school. For the Red Raiders, that is junior wide receiver Haydon Wiginton, who arrived at Texas Tech in 2022 following one redshirt season with the Cowboys.
- Oklahoma State quarterback Alan Bowman, meanwhile, began his collegiate career at Texas Tech, making 16 starts as a Red Raider from 2018-20. Bowman threw for 5,260 yards and 33 touchdowns over his 19 games as a Red Raider before transferring to Michigan ahead of the 2021 season. Bowman was the starting quarterback in Texas Tech's last victory in Stillwater as he completed 35-of-46 passes for 397 yards and two touchdowns in the 41-17 rout over the then No. 15 Cowboys. He missed the 2019 meeting between the two schools but was back behind center again in 2020, throwing for 384 yards and three touchdowns on 31-of-46 passing in a close 50-44 loss in Stillwater. Bowman is one of five Texas Tech quarterbacks since 2000 to throw for at least 300 yards twice in a career versus Oklahoma State, joining Kliff Kingsbury, Graham Harrell, Patrick Mahomes II and Davis Webb.

OKLAHOMA STATE CAREER NOTABLES

- Speaking of 300-yard passing performances, Behren Morton will want to repeat his performance against Oklahoma State from two years ago when the then redshirt freshman completed 39-of-62 passes for 379 yards and two touchdowns in his first career start. His 379 passing yards marked the third-highest total for a Red Raider making his starting debut against a conference opponent during the Big 12 era. Morton's 62 passing attempts were also the most for an FBS freshman making his starting debut since Jared Goff had 64 in the 2023 season opener for Cal in its loss to Northwestern. Morton also rushed 17 times for 53 yards and a touchdown in the loss as he found the end zone on a nine-yard scamper near the end of the first quarter. Morton set career highs that afternoon for rushing attempts, rushing yards, passing attempts, completions and passing yards that all still remain to date.

- Of the teams responsible for helping Tahj Brooks become Texas Tech's all-time career rushing leaders, Oklahoma State is not on that list. This will be Brooks' fourth time facing the Cowboys as he only has 13 carries for 38 yards in his career versus Oklahoma State. His best performance in the series came as a true freshman in 2020 where he had six carries for 29 yards to go along with four receptions for seven yards.

RED RAIDER NOTEBOOK

THE REMAINING GOALS

- Texas Tech's loss to Colorado just over a week ago greatly decreased its odds of reaching the Big 12 Championship. The Red Raiders, now 6-4 overall and 4-3 in Big 12 play, will look at the following goals over the final two regular-season games and then a future bowl appearance.
- A victory over Oklahoma State would give the Red Raiders at least five Big 12 victories for the third-consecutive season under Joey McGuire. In its history, Texas Tech has won five or more league games over three-consecutive seasons only once previously from 1995-97 when the Red Raiders were transitioning from the Southwest Conference to the Big 12. That stretch coincided with a seven-year period with a winning conference record as Texas Tech finished above .500 in league play each year from 1991-97.
- With a victory against both Oklahoma State and then West Virginia a week later, Texas Tech would finish with eight regular-season wins for the first time since 2009. A victory afterward in a bowl game would also mark Texas Tech's first nine-win season since that same 2009 campaign.
- Likewise, a victory over both Oklahoma State and West Virginia would also give Texas Tech six conference wins for only the third time as a Big 12 member. The Red Raiders were 6-2 in league play in 2005 and then 7-1 in 2008 with both seasons resulting in trips to the Cotton Bowl.
- When the Red Raiders reach their bowl game, Texas Tech will be looking to secure a win for a fourth-consecutive season for the first time in school history. The Red Raiders have won four straight bowl games once in their history (2009-13) but never in consecutive seasons.

TEXAS TECH FOLLOWING OPEN DATES

- Texas Tech is 20-14 during the Big 12 era in the week following an open date with wins in nine of the last 13 contests dating back to the 2015 season. Three of Texas Tech's four losses during that span came against ranked opponents with two of those being in road games.
- Texas Tech had won eight-consecutive games following an open date versus unranked foes until following to Baylor on Oct. 19 at home. The Red Raiders are 17-7 over the course of their time in the Big 12 when coming off an open week against an unranked opponent.

RED RAIDERS FOLLOWING OPEN DATES (SINCE 2015)

Year	Opponent	Result
2024	Baylor	L, 35-59
2023	TCU	W, 35-28
2022	West Virginia	W, 48-10
2021	Iowa State	W, 41-38
2020	#8 Texas	L, 56-63 (OT)
2020	West Virginia	W, 34-27
2020	at #23 Oklahoma State	L, 44-50
2019	at #6 Oklahoma	L, 16-55
2019	at West Virginia	W, 38-17
2018	at TCU	W, 17-14
2017	Arizona State	W, 52-45
2016	Kansas	W, 55-19
2015	at Texas	W, 48-45

THE LAST MEETING



#7 OKLAHOMA STATE 41, TEXAS TECH 31

Date: Oct. 8, 2022

Location: Stillwater, Okla. | Attendance: 55,509

STILLWATER, OKLA. (AP) - Spencer Sanders ran for two touchdowns and passed for another and No. 7 Oklahoma State beat Texas Tech 41-31.

Sanders passed for 297 yards and ran for 56, and Bryson Green had five catches for a career-high 115 yards for the Cowboys (5-0, 2-0 Big 12). Texas Tech redshirt freshman Behren Morton got his first career start in place of Donovan Smith. He completed 39 of 62 passes for 379 yards and two touchdowns for the Red Raiders (3-3, 1-2).

Jerand Bradley caught eight passes for 119 yards and a touchdown and Trey Cleveland caught nine passes for 110 yards for a Texas Tech team that was playing its fifth straight ranked opponent and already had claimed wins over Houston and Texas. Morton completed 24 of 39 passes for 220 yards and both scores in the first half to help the Red Raiders take a 24-20 lead at the break. Tech gained 347 yards on 57 plays in the first two quarters.

RUSHING: Texas Tech - Morton,Behren 16-55; Thompson, SaRodorick 20-47; Brooks, Tahj 4-8; Minor, Kobee 2-minus 11. Oklahoma St.-Richardson,Domi 19-67; Sanders,Spencer 15-45; Nixon,Jaden 2-9; Johnson Jr.,Ste 1-5; Gordon,Ollie 1-2; QJ 1-2; Bray,Jaden 1-minus 2.

PASSING: Texas Tech - Morton,Behren 36-59-1-337; Minor, Kobee 1-2-0-minus 5; Smith,Donovan 0-1-0-0. Oklahoma St.- Sanders,Spencer 21-43-0-292; QJ 3-3-0-minus 42.

RECEIVING: Texas Tech - Bradley, Jerand 8-119; Cleveland, Trey 8-64; White, Xavier 7-58; Boyd, Brady 3-34; Thompson, SaRodorick 3-12; Martinez, Nehemiah 2-26; Fouonji, Loic 2-14; Teeter, Henry 1-6; Brown, Jordan 1-4; Cupp, Baylor 1-0; Tharp, Mason 1-minus 5. Oklahoma St.-Presley,Brennan 6-55; Green,Bryson 5-115; Richardson,John 4-50; Richardson,Domi 2-24; Bray,Jaden 2-24; Johnson Jr.,Ste 1-18; Schultz,Jake 1-3; Gordon,Ollie 1-1; 14 1-minus 4; 1C 1-minus 36.

TEAM STATISTICS	TTU	OSU
FIRST DOWNS	30	25
RUSHES-NET YARDS	41-148	41-137
PASSING YDS	379	297
Passes Comp-Att-Int	39-63-1	22-45-0
TOTAL OFFENSE PLAYS-YARDS	104-527	86-434
Fumble Returns-Yards	0-0	0-0
Punt Returns-Yards	0-0	1-7
Kickoff Returns-Yards	2-33	3-71
Interception Returns-Yards	0-0	1-13
Punts (Number-Avg)	4-41.5	5-41.2
Fumbles-Lost	1-0	0-0
Penalties-Yards	6-50	4-38
Possession Time	32:02	27:58
Third-Down Conversions	8 of 22	8 of 18
Fourth-Down Conversions	4 of 7	1 of 1
Red-Zone Scores-Chances	4-4	6-6
Sacks By: Number-Yards	3-9	4-21

SERIES SUPERLATIVES

300-YARD PASSING GAMES

Name	Date	C-A	Yards	TDs
Graham Harrell	Sept. 22, 2007	46-67	646	5
B.J. Symons	Oct. 18, 2003	42-67	552	5
Patrick Mahomes II	Oct. 31, 2015	38-55	480	4
Graham Harrell	Nov. 8, 2008	40-50	456	6
Kliff Kingsbury	Nov. 10, 2001	44-56	440	4
Davis Webb	Nov. 2, 2013	45-71	425	2
Kliff Kingsbury	Nov. 9, 2002	38-49	425	4
Jett Duffey	Oct. 5, 2019	26-44	424	4
Alan Bowman	Sept. 22, 2018	35-46	397	2
Alan Bowman	Nov. 28, 2020	31-46	384	3
Behren Morton	Oct. 8, 2022	39-62	379	2
Davis Webb	Sept. 25, 2014	35-54	374	4
Patrick Mahomes II	Nov. 12, 2016	34-51	361	3
Graham Harrell	Nov. 18, 2006	28-44	353	2
Nic Shimonek	Sept. 30, 2017	29-46	330	1
Cody Hodges	Nov. 12, 2005	29-42	308	1

100-YARD RUSHING GAMES

Name	Date	Att.	Yards	TDs
SaRodrick Thompson	Nov. 28, 2020	17	133	2
Demarcus Felton	Sept. 22, 2018	14	130	2
Taurean Henderson	Oct. 18, 2003	9	123	1

100-YARD RECEIVING GAMES

Name	Date	Rec.	Yards	TDs
Michael Crabtree	Sept. 22, 2007	14	237	3
Danny Amendola	Sept. 22, 2007	14	233	1
Erik Ezukanma	Nov. 28, 2020	7	183	2
Jakeem Grant	Oct. 31, 2015	13	178	1
Jace Amaro	Nov. 2, 2013	15	174	1
Darrin Moore	Nov. 17, 2012	9	140	1
Wes Welker	Oct. 18, 2003	10	129	2
Ian Sadler	Oct. 31, 2015	8	122	1
Jerand Bradley	Oct. 8, 2022	8	119	1
T.J. Vasher	Oct. 5, 2019	5	110	1
Robert Johnson	Nov. 18, 2006	8	108	2
Bradley Marquez	Sept. 25, 2014	8	106	1
Taurean Henderson	Nov. 9, 2002	7	101	1
Mickey Peters	Nov. 10, 2001	10	100	0
Jakeem Grant	Sept. 25, 2014	12	100	1
Trey Cleveland	Oct. 8, 2022	9	100	0

ADDITIONAL SUPERLATIVES

Completions	46, Graham Harrell (2007)
Passing Attempts	71, Davis Webb (2013)
Touchdown Passes:	6, Graham Harrell (2008)
Rushing Attempts:	22, DeAndre Washington (2015)
Rushing Touchdowns:	2, SaRodrick Thompson (2020)
	2, Demarcus Felton (2018)
	2, Patrick Mahomes II (2016)
	2, Ricky Williams (2001)
Receptions:	15, Jace Amaro (2013)
Receiving Touchdowns:	3, Michael Crabtree (2007-08)
Total Touchdowns	3, Michael Crabtree (2007-08)
	Shannon Woods (2008)
Field Goals Made	3, Trey Wolff (2019)
	3, Alex Trlica (2006)
Total Tackles	19, Jordyn Brooks (2019)
Tackles for Loss	4.0, Jordyn Brooks (2019)

RED RAIDERS ARE BOWL-ELIGIBLE AGAIN

- Texas Tech secured its 42nd bowl appearance and its fourth in as many years with a 23-22 victory at No. 11/10 Iowa State. The Red Raiders will continue to lead the Big 12 for total bowl appearances as Texas Tech has made 41 in its history, which ranked tied for 20th nationally entering this season.
- Texas Tech is currently in the midst of its longest bowl streak since its 2000-10 stretch, primarily under then head coach Mike Leach. Texas Tech has made a postseason appearance in four-consecutive seasons only twice in its history as, in addition to the run under Leach, the Red Raiders reached a bowl game over four-straight years from 1993-96 under Spike Dykes.
- Texas Tech topped Cal in the Independence Bowl for its third bowl victory in as many years to end the 2023 campaign. It marked only the second time in program history that the Red Raiders ended three-consecutive seasons with a bowl win as Texas Tech will now look to make it four straight for the first time. Texas Tech's current run began with a 34-7 rout in the 2021 Liberty Bowl, which was followed by a 42-25 victory a year later over Ole Miss in the Texas Bowl to close the debut season under Joey McGuire.
- Texas Tech is the lone Big 12 Conference member and one of only seven schools nationally to win a bowl game in each of the last three seasons, joining Georgia, Minnesota and Maryland from the power-four ranks as well as Air Force, Fresno State and Western Kentucky. Of that list, the Red Raiders are joined by only Georgia and Maryland who have also defeated a team from a power-four conference each year during that stretch.
- Joey McGuire is only the second head coach in program history to lead the Red Raiders to a bowl appearance in each of his first three seasons, joining the late Mike Leach. Of those two, McGuire is the only head coach to push Texas Tech to a bowl victory in each of his first two seasons.

BIG 12 LEADERS IN ALL-TIME BOWL APPEARANCES

School	Appearances
1. Texas Tech	41
2. BYU	40
3. West Virginia	40
4. TCU	36
5. Oklahoma State	34

ONE OF NATION'S TOUGHEST SCHEDULES

- Texas Tech has played one of the nation's toughest schedules thus far as its previous opponents are a combined 62-29 (.681) in games not involving the Red Raiders. That winning percentage currently ranks tied for fourth in the FBS with UCF, trailing only Alabama, Florida State and Michigan.
- When Texas Tech's final two regular-season opponents in Oklahoma State (3-7) and West Virginia (5-5) are included, the Red Raiders drop to tied for 14th nationally and third in the Big 12 alongside Cincinnati.
- The unpredictability and depth of the Big 12 have led to the Red Raiders facing six opponents who are already bowl-eligible, including three of the top four teams in the Big 12 standings in Colorado (8-2), Arizona State (8-2) and Iowa State (8-2). The Red Raiders were 2-1 against those three teams with the one loss coming to a Colorado program that is tied atop the Big 12 standings with BYU. Each of Tech's four losses thus far has come to a team that is already bowl-eligible.

TOUGHEST FBS SCHEDULES BASED ON PAST OPPOSITION

School	Wins	Losses	Pct.
1. Alabama	66	25	.725
2. Florida State	64	27	.703
3. Michigan	64	28	.696
4. Texas Tech	62	29	.681
UCF	62	29	.681

NOVEMBER GOOD TO TECH UNDER MCGUIRE

- Joey McGuire is now 7-3 during his tenure during the month of November, which is the highest winning percentage for a Texas Tech head coach through 10 games for any regular-season games in November or December since Mike Leach had a similar record at the same point in his tenure in 2002. The only three other head coaches with higher winning percentages than McGuire at this point are E.Y. Freeland (1925-26), Dell Morgan (1941-50), who both had ties on their records and then Steve Sloan (1975-77).
- Texas Tech finished 3-1 during the month of November for the second-consecutive season under Joey McGuire a year ago as the Red Raiders rolled off three-straight wins to start the month against TCU, Kansas and UCF. In his two-plus seasons, McGuire is now 7-3 in games played in November, a drastic improvement for a Texas Tech program that was a combined 10-31 (.244) during the month over the previous 11 seasons.
- Texas Tech's 7-3 record in November since the start of the 2022 season leads the Big 12 among programs who have been in the conference each of those two years. West Virginia and TCU boast the second-best record during that stretch as they are both 6-4 overall.

TECH HEAD COACHES IN NOVEMBER (FIRST 3 SEASONS)

Name	Years	Record
Dell Morgan	1941-42	8-2-1 (.773)
Joey McGuire	2022-23	7-3 (.700)
Steve Sloan	1975-76	9-4 (.692)*
E.Y. Freeland	1925-26	7-3-1 (.681)
DeWitt Weaver	1951-52	8-4-1 (.654)*
Spike Dykes	1987-88	6-3-1 (.650)*

* includes regular-season game played in December

BIG 12 PROGRAMS IN NOVEMBER SINCE 2022 SEASON

School	Record
Texas Tech	7-3
West Virginia	6-4
TCU	6-4
Kansas State	5-5
Kansas	5-5
Oklahoma State	4-6
Iowa State	4-7
Baylor	3-7

Note: Only includes Big 12 members for both 2022-23.

NAIL BITTERS

- Texas Tech has gone down to the wire to secure five of its six wins this season as the Red Raiders are 5-1 in games determined by eight points or less. The Red Raiders are 12-4 in one-possession games under Joey McGuire, a drastic improvement for a program that was only 13-20 the seven seasons prior to his arrival. Texas Tech was 4-0 in one-possession games during McGuire's debut season in 2022 before finishing 3-3 a year ago and 5-1 already this season.
- Texas Tech had won each of its last seven games determined by eight points or less up until its loss at TCU, marking its longest streak since the NCAA introduced overtime prior to the 1996 season. Six of those victories came during Big 12 play, including in each of the last three games.
- Texas Tech is an impressive 8-1 at home in one-possession games under McGuire with the lone loss coming early in the 2023 season to No. 13 Oregon. The Red Raiders are 4-2 on the road with wins at Kansas in 2023, Arizona this season and then Iowa State in both 2022 and this season.





THE UNOFFICIAL HOME OF THE THSCA

Since his hire as Texas Tech's head coach, **Joey McGuire** has made it a point to brand the Red Raiders the "unofficial home of the Texas High School Coaches Association." Already a Hall of Famer, himself, McGuire has hired a charter staff filled with experience at both the collegiate and high school levels with four assistant coaches who have previous ties to the THSCA as well as a slew of support staff members.

TEXAS TECH FOOTBALL STAFF WITH THSCA TIES

Name	THSCA Position
Joey McGuire	Cedar Hill Head Coach (2003-16)
Kenny Perry	Arlington Bowie (2006-12)/Halton City (2004-05)/Sam Houston (2000-03)
Josh Cochran	Lindale Asst. Coach (2015)
Justin "Juice" Johnson	Plano West Asst. Coach (2013) / Berkner Asst. Coach (2015)
Zarnell Fitch	Lincoln Head Coach (2013) / Asst. Coach (2011-12)
Jah'Shawn Johnson (Defensive GA)	Ennis Asst. Coach (2020-21)
Brian Nance (Dir. of Scouting)	Temple Asst. Coach (2018)
Dave Martin (Dir. of Player Development)	Cedar Hill Asst. Coach (1999-03)

Texas Tech also has three current student-athletes on its roster whose fathers are prominent high school coaches in the state in Allen's Lee Wiginton, the father of junior wide receiver Haydon Wiginton, Amarillo Tascosa's Ken Plunk, the father of senior defensive back Joseph Plunk and Eastland's James Morton, the father of junior quarterback Behren Morton. Lee Wiginton is the past president of the THSCA.

ON THIS DATE IN HISTORY

TEXAS TECH 22, OKLAHOMA 12

Date: Nov. 23, 1996

Location: Norman, Okla. | Attendance: 61,217


Nov. 23

Recap: The Nov. 23 date hasn't been too kind to the Red Raiders historically as Texas Tech has only one win in seven tries since joining the Southwest Conference in 1960. That lone win came in 1996 when the Red Raiders closed the regular season with a 22-12 victory at Oklahoma that propelled Texas Tech to a 5-3 record in the first year of the Big 12 Conference and an appearance in the Alamo Bowl. Zebbie Lethridge threw for a touchdown and ran for two others in the win with the final one coming with 6:40 remaining to give the Red Raiders a 22-10 lead.

TEXAS TECH ALL-TIME ON NOV. 23

Year	Opponent	Result
2019	Kansas State	L, 27-30
2002	at No. 4 Oklahoma	L, 15-60
1996	at Oklahoma	W, 22-12
1985	at Houston	L, 16-17
1974	Arkansas	L, 13-21
1968	No. 9 Arkansas	L, 7-42
1963	at Arkansas	L, 20-27
1957	at Arkansas	L, 26-47
1946	at Arizona	W, 16-0
1935	vs. St. Mary's (San Antonio)	W, 27-0
1934	North Dakota State	T, 20-20

NEXT WEEK'S OPPONENT



Opponent vs. West Virginia

Date / Time Nov. 30 / TBD

Location Jones AT&T Stadium

Series Record WVU leads 7-6

ALL-TIME SERIES WITH WEST VIRGINIA

Date	Loc.	W/L	TTU	WVU	Att.
Jan. 1, 1938	N%	L	6	7	12,000
*Oct. 13, 2012	H	W	49	14	57,328
*Oct. 19, 2013	A	W	32	27	54,084
*Oct. 11, 2014	H	L	34	37	58,502
*Nov. 7, 2015	A	L	26	31	54,932
*Oct. 15, 2016	H	L	17	48	54,111
*Oct. 14, 2017	A	L	35	46	60,928
*Sept. 29, 2018	H	L	34	42	55,283
*Nov. 9, 2019	A	W	38	17	56,573
*Oct. 24, 2020	H	W	34	27	13,532
*Oct. 2, 2021	A	W	23	20	54,090
*Oct. 22, 2022	H	W	48	10	56,530
*Sept. 23, 2023	A	L	13	20	50,071

SERIES NOTES

- Texas Tech and West Virginia will meet for the 14th time in history and the 13th time as Big 12 members as the Mountaineers control a 7-6 lead in the series. West Virginia snapped a four-game losing streak to the Red Raiders a year ago with a 20-13 victory in Morgantown.
- The two schools have been known to play each other closely since the Mountaineers joined the Big 12 prior to the 2012 season. In fact, since that time, seven of the 12 meetings have been determined by eight points or less.

ABOUT THE STRONG START TO BIG 12 PLAY

- Texas Tech's loss to Baylor halted a 3-0 start to Big 12 play for the Red Raiders, who had not previously opened their league slate with three-consecutive wins since 2013. It was the fifth time in program history for Texas Tech to start 3-0 overall as a Big 12 member as the Red Raiders also did so in 2013, 2008, 2005 and 1998. Texas Tech has now reached a bowl game in every season it has started Big 12 play with three-straight victories.

TEXAS TECH 3-0 STARTS ALL-TIME IN BIG 12 PLAY

Year	Big 12 Start	Wins	Final Record
2013	4-0	TCU, KU, ISU, WVU	8-5
2008	6-0	KSU, NEB, A&M, KU, UT, OSU	11-2
2024	3-0	ASU, CINCY, ARIZ	--
2005	3-0	KU, NEB, KSU	9-3
1998	3-0	ISU, BU, OSU	7-5

BALANCE ON DISPLAY OFFENSIVELY

- Heading into the season, Joey McGuire and offensive coordinator Zach Kittley raved about the upgrade in offensive skill, which would allow the Red Raiders to be more balanced and not rely solely on the legs of Tahj Brooks. In its six wins this season, Texas Tech is near 50-50 in its run/pass selections with 207 combined rushing attempts to 218 passes. The Red Raiders attempted more rushes than passes in two of those wins against North Texas and Cincinnati and had an equal 50-50 split with 29 rushes and 29 passes at Arizona.
- Since the start of the 2000 season, Texas Tech has been among the most active teams in the country for passing attempts. Needless to say, there haven't been many opportunities where the Red Raiders have finished with more rushing attempts than passes. It has happened 14 times already in McGuire's tenure as the Red Raiders are a combined 11-3 in those games, including a 2-1 mark this season.
- Texas Tech, even with the loss of Tahj Brooks for the Washington State game, is still averaging 164.4 rushing yards per contest to complement its efforts through the air whereas the Red Raiders are 23rd nationally and third in the Big 12 with 282.4 passing yards per game. That rushing average is around Texas Tech's mark a year ago, while the Red Raiders have steadily improved on their 224.0 passing yards per game average from 2023. Texas Tech enters this weekend ranked 22nd nationally, averaging an impressive 446.9 yards of total offense per game.

THE HOTTEST TICKET IN TOWN

- Texas Tech sold out of season tickets for the second-consecutive season in early May as Red Raider fans purchased more than 32,000 season passes for the 2024 campaign. Texas Tech also sold out of its entire premium seating inventory in all areas of Jones AT&T Stadium, including the new south end zone addition.
- Over his three seasons as head coach, Texas Tech has added more than 13,000 season tickets since McGuire's hiring in November 2021. Texas Tech previously sold 28,000 season tickets for McGuire's debut season in 2022, which, like this year's total, ranks among the top-10 highest season ticket counts in program history.
- Texas Tech had a capacity crowd of 60,229 fans on hand four times already this season against Abilene Christian, Cincinnati, Baylor and Colorado.
- Texas Tech is averaging 59,596 fans through its first six home games of the season, which ranks 29th nationally and second in the Big 12 Conference behind only BYU. That average is on pace to snap Texas Tech's single-season record of 58,934 that was set over six games in 2014. Texas Tech will need at least 54,969 fans on hand for its regular-season finale against West Virginia in order to break that mark.

TEXAS TECH HOME TICKET STATUS FOR 2024

Date	Opponent	Ticket Status
Aug. 31	Abilene Christian	Sold Out (60,229)
Sept. 14	North Texas	57,865
Sept. 21	Arizona State	58,795
Sept. 28	Cincinnati	Sold Out (60,229)
Oct. 19	Baylor	Sold Out (60,229)
Nov. 9	Colorado	Sold Out (60,229)
Nov. 30	West Virginia	Still Available

* indicates an advanced sellout

BACK-TO-BACK ONE POINT GAMES ARE RARE

- Texas Tech split consecutive one-point games after falling at TCU, 35-34, before returning the favor with a 23-22 victory at No. 11/10 Iowa State. It's a feat that's not too common in Texas Tech's history as the Red Raiders had not previously played in consecutive one-point games since 1987. The Red Raiders closed their first season under Spike Dykes with a 36-35 victory over TCU followed by a 10-10 tie at Houston. Texas Tech had not played consecutive one-point games without a tie since 1982 when the Red Raiders edged Air Force, 31-10, and then fell at Baylor, 24-23.

BIG 12 CONFERENCE STANDINGS

	CONF	PCT.	OVERALL	STK
BYU	6-1	.857	9-1	L1
Colorado	6-1	.857	8-2	W4
Arizona State	5-2	.714	8-2	W3
Iowa State	5-2	.714	8-2	W1
Texas Tech	4-3	.571	6-4	L1
Kansas State	4-3	.571	7-3	L1
Baylor	4-3	.571	6-4	W4
TCU	4-3	.571	6-4	W1
West Virginia	4-3	.571	5-5	L1
Cincinnati	3-4	.429	5-5	L3
Houston	3-4	.429	4-6	L1
Kansas	3-4	.429	4-6	W2
Arizona	2-5	.286	4-6	W1
UCF	2-5	.286	4-6	L1
Utah	1-6	.143	4-6	L6
Oklahoma State	0-7	.000	3-7	L7

BIG 12 UPCOMING SCHEDULE

WEEK 13

SATURDAY, NOVEMBER 23

Arizona at TCU [ESPN+]	2 p.m.
Colorado at Kansas [FOX]	2:30 p.m.
UCF at West Virginia [ESPN2]	2:30 p.m.
Texas Tech at Oklahoma State [ESPN+]	2:30 p.m.
BYU at Arizona State [ESPN]	2:30 p.m.
Baylor at Houston [FS1]	6 p.m.
Iowa State at Utah [FOX]	6:30 p.m.
Cincinnati at Kansas State [ESPN2]	7 p.m.

WEEK 14

FRIDAY, NOVEMBER 29

Oklahoma State at Colorado [ABC]	11 a.m.
Utah at UCF [FOX]	7 p.m.

SATURDAY, NOVEMBER 30

Houston at BYU	TBA
Arizona State at Arizona	TBA
West Virginia at Texas Tech	TBA
TCU at Cincinnati	TBA
Kansas at Baylor	TBA
Kansas State at Iowa State	TBA

WEEK 15

SATURDAY, DECEMBER 7

Big 12 Championship Game [ABC]	11 a.m.
--------------------------------	---------

FIRST HALF GOAL ACCOMPLISHED

■ The start to the season was a point of emphasis for Joey McGuire entering this season as the Red Raiders hoped to improve on the 3-3 starts from each of his first two years. Texas Tech entered the back half of its schedule at 5-1 overall following its road win at Arizona, marking its best record through six games since 2013.

RED RAIDERS NOTCH WIN NO. 600

■ The Red Raiders secured their 600th all-time win against Arizona State as Texas Tech is now 602-482-32 over its 99-plus seasons of football. Among power conference schools founded since 1900, it is the third-most wins nationally, trailing only Miami (660) and UCLA (631).

DEGREES IN HAND

■ The Red Raiders entered the 2024 season with 20 student-athletes who are current college graduates, including 16 who earned their degree from Texas Tech University.

COLLEGE GRADUATES ENTERING 2024 SEASON

Name	Degree
Brady Boyd	University Studies
Tahj Brooks	Sport Management
Jordan Brown	University Studies
Reese Burkhardt	University Studies
Sam Carrell	University Studies
De'Braylon Carroll	Sport Management*
Jalin Conyers	Liberal Studies*
Gino Garcia	University Studies
James Hansen	Interdisciplinary Studies*
Drew Hocutt	Management
Jaxon Hughes	History*
Josh Kelly	Humanities*
Quincy Ledet Jr.	University Studies
Trent Low	Finance
Bralyn Lux	University Studies
Joseph Plunk	Sport Management
Bryce Ramirez	Information Technology
Caleb Rogers	University Studies
Vinny Sciury	Communications Studies*
Haydon Wiginton	Sport Management

* indicates degree earned prior to arrival at Texas Tech

FIVE RED RAIDERS NAMED TEAM CAPTAINS

■ Joey McGuire announced back in January the naming of five team captains for the 2024 season in senior running back Tahj Brooks, senior offensive lineman Caleb Rogers, junior quarterback Behren Morton, junior linebacker Jacob Rodriguez and senior linebacker Bryce Ramirez. The five captains, all previous members of McGuire's leadership committee during the 2023 season, were tasked with identifying and developing

new leaders for the football program throughout spring practices as well as enhancing Texas Tech's player-led culture. This is the first time during McGuire's tenure he has named set captains as he previously relied on a leadership committee of upperclassmen from each position group.

HELMET COMMUNICATION NOT NEW HERE

■ One of the major rule changes for the 2024 football season will be the implementation of helmet communications. Texas Tech offensive coordinator Zach Kittley will be able to speak directly to quarterback Behren Morton up to the 15-second on the play clock. On the defensive side, coordinator Tim DeRuyter will send the play in through inside linebacker Jacob Rodriguez, who will call it out to the secondary and front seven.

■ Texas Tech is one of only a handful of teams with experience using headset communications as the Red Raiders utilized it this past season in the Independence Bowl. In fact, Texas Tech and Cal were the first teams to roll out the new technology during bowl season as 14 different games either used helmet communications or sideline smart tables.

AMENDOLA PART OF HALL OF FAME CLASS

■ Legendary Texas Tech wide receiver and return specialist Danny Amendola was among the six inductees to the Texas Tech Hall of Fame during a ceremony prior to the Colorado game.

■ Amendola was a three-time All-Big 12 honoree, earning first-team accolades as a punt returner in 2004. He remains one of the best wide receivers in school history after catching 204 passes for 2,246 yards and 15 touchdowns over his four seasons, ending his tenure in scarlet and black as one of only the five Red Raiders at the time to record 200 career receptions. Amendola still ranks as one of only three Red Raiders in program history to total more than 100 returns and 1,000 punt return yards in a career.

HOMETOWN PRIDE

■ Texas Tech will continue to recognize the hometowns of every student-athlete on its roster this season with a special decal on the back of each gameday helmet. The decal will feature a throwback Masked Rider logo with the area code associated with each student-athlete's hometown as part of an initiative started in 2022 by head coach Joey McGuire.

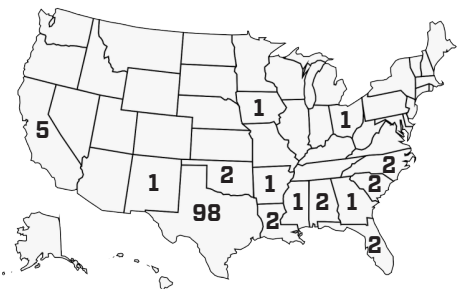
IT'S ALL (WEST) TEXAS

Since his arrival at Texas Tech, Joey McGuire has made it clear the Red Raiders will be built by the best talent the Lone Star State has to offer. Texas Tech boasts 98 players on its roster from the state of Texas alone, which leads all power-five programs and ranks second among all FBS programs in the state.

NUMBER OF TEXAS NATIVES ON FBS ROSTERS


Texas Tech	98
Sam Houston State	98
North Texas	95
UTSA	91
TCU	89
Texas A&M	85
Texas	78
SMU	78
Baylor	76

Note: Numbers are reflective of active rosters on Aug. 19.



International: 2





SOUTH END ZONE & WOMBLE FOOTBALL CENTER

THE NEW HOME OF TEXAS TECH FOOTBALL

- Texas Tech will officially open the South End Zone and Dustin R. Womble Football Center project this season, featuring more than 340,000 combined square feet of space with a blend of world-class modern design and technology elements with Spanish Renaissance architecture well known to Texas Tech supporters. The \$242 million project marks the largest contiguous football facility in the country, connecting the south end zone building to the Womble Football Center and the Sports Performance Center, which opened in 2017 as Texas Tech's indoor football practice facility and indoor track and field venue.
- Joey McGuire and his staff moved into their new coaches' offices on the second floor of the south end zone building in July, giving them a stunning view overlooking Cody Campbell Field at Jones AT&T Stadium. The office location places McGuire and his staff steps from each position room and the skybridge connected to the Womble Football Center where offensive and defensive breakout rooms will be located as well as a team meeting space and a state-of-the-art walkthrough area on the second level.
- Texas Tech is slated to open the Womble Football Center side of the project this fall as the two-story building will maintain its football strength and conditioning, sports medicine and equipment areas on the main level as part of the new layout. The Red Raiders' main locker room will be located in the Womble Football Center, which includes space for 120-plus athletes and modern primary designs from Hollman that are fully ventilated and contain USB charging ports and DreamSeat technology for every player.
- The second floor of the Womble Football Center will feature a revolutionary 4,500-plus square foot multi-purpose walkthrough area designed for large-scale indoor team strategy implementation, instruction and technique evaluation only a few steps from the team meeting space and position rooms. The space will feature a 25-by-20 yard turf surface in front of a 70-foot wide by 10.5-foot high LED screen that will be the largest in both college football and the NFL for walkthrough areas. The LED screen will allow Texas Tech's coaches to simulate an opponent's formation and scheme, giving the Red Raiders real-time feedback through the advanced technology during game preparations.
- Texas Tech will boast a 15,000-square-foot, two-level weight room once completed, one of the largest in college football. The weight room area is located in the southwest corner of the Womble Football Center, giving the Red Raiders direct access into the Sports Performance Center and the outdoor practice fields.
- The entire facility will significantly upgrade the amenities provided to the Red Raiders on a daily basis, notably with a

- two-story players' lounge, the "Uncommon Man" barber sharp, a state-of-the-art hydrotherapy recovery suite and a primary 12,000-square-foot locker room located in the Womble Football Center.
- The 2024 season will mark the return of the iconic Double T scoreboard, a landmark on the Texas Tech campus since 1978. As part of the project, Texas Tech constructed a new Double T scoreboard to sit atop the new south end zone building, using the same dimensions as its previous model but placing it at a much higher elevation. The new Double T scoreboard is now 115 feet off the ground at its peak, giving students and alumni stunning views at various locations throughout campus.
 - The Red Raiders enter Jones AT&T Stadium each gameday through the Gary Petersen Field Club, a 12,000-square-foot premium space that is among the first of its kind in college football. It is one of several new premium areas as Texas Tech has added 17 new luxury suites to go along with 500 club and loge box seats and two spacious party decks. Texas Tech now boasts 102 premium suites throughout Jones AT&T Stadium to go along with more than 2,500 club and loge box seat options.
 - Texas Tech debuted a new team entrance during its Aug. 31 season opener against Abilene Christian as the Red Raiders will now enter behind the south goalpost prior to kickoff. The iconic Masked Rider saddle is located in the Gary Petersen Field Club, giving fans an opportunity to see the Red Raiders touch it one final time on their way into the stadium.
 - In addition to the large-scale construction, Texas Tech also enhanced its gameday experience as part of the project, adding nine LED displays through Daktronics as well as a state-of-the-art sound system by Clair Audio, a national leader in large venue audio production. The added LED displays include the main videoboard on the north end of the stadium, expanding it to 37-feet high by 136-feet wide in size with 10-millimeter pixel spacing for excellent image clarity and contrast. Texas Tech also constructed two new video displays atop its south end zone measuring 28-feet high by 48-feet wide, featuring content zoning abilities that are already a staple of the north end zone videoboard. All three new videoboards feature 10mm pixel pitch, providing every fan in the 60,000-plus seat stadium with the highest resolution display in college football.
 - The opening of the South End Zone Building to Jones AT&T Stadium officially closed The Campaign for Fearless Champions, one of the most-successful fundraising initiatives in university history that raised more than \$500 million to transform Texas Tech's athletic facilities across every sport, while also pouring resources into the student-athlete experience through scholarship endowments and the creation of the J.T. and Margaret Talkington Office of Student-Athlete Development.

JONES AT&T STADIUM
STADIUM QUICK FACTS

First Game	Nov. 29, 1947
Result	Tech 14, Hardin Simmons 6
All-Time Stadium Record	281-155-6
First Game on Artificial Turf	Sept. 12, 1970
Result	Tech 21, Tulane 14
Capacity	60,229
Surface (Year of Installation)	Hellas Matrix Helix (2023)
Luxury Suites	102
Club Seats	1,644
Winning Seasons	61

HOME RECORDS

Most Points in Season	367 (2005)
Fewest Points in Season	20 (1928)
Most Points (Game)	120 vs. Wayland (1925)
Most Points Since 1950	80 vs. Sam Houston St. (2005)
Most Opponent Points	70, vs. Oklahoma St. (2015)
Most Combined Points	125 (OU 66, Tech 59, 2016)
Largest Margin of Victory	120, vs. Wayland (1925)
Largest Margin of Victory (Since 1950)	77-0, vs. Lamar (2018)
Home Wins in a Season	7 (1965, 2005, 2008)
Home Losses in a Season	5 (1944*, 1950)
Longest Home Winning Streak	13 Games (1939-42)*
Longest Home Losing Streak	6 Games (1943-44)*
Average Home Attendance	58,934 (2014)
Average Home Student Attendance	11,249 (2013)

* indicates time period before Jones AT&T Stadium

LARGEST CROWDS IN HISTORY

Attend	Game	Season
61,836	Tech vs. Oklahoma State	2013
61,283	Tech vs. TCU	2015
60,997	Tech vs. Texas State	2013
60,975	Tech vs. Texas	2022
60,961	Tech vs. Texas	2014
60,901	Tech vs. Oklahoma State	2017
60,879	Tech vs. Texas	2012
60,803	Tech vs. Texas	2016
60,800	Tech vs. Oklahoma	2012
60,778	Tech vs. Central Arkansas	2014
60,705	Tech vs. Baylor	2022
60,478	Tech vs. Oklahoma	2016
60,454	Tech vs. Oklahoma	2018
60,454	Tech vs. Texas	2018
60,454	Tech vs. Texas	2010
60,454	Tech vs. Oklahoma State	2010
60,277	Tech vs. Arkansas	2014
60,229	Tech vs. Abilene Christian	2024
60,229	Tech vs. Cincinnati	2024
60,229	Tech vs. Baylor	2024
60,229	Tech vs. Colorado	2024
60,097	Tech vs. Stephen F. Austin	2016
60,073	Tech vs. Sam Houston State	2015
59,260	Tech vs. Iowa State	2011
59,014	Tech vs. Oklahoma	2014
58,955	Tech vs. New Mexico	2012
58,795	Tech vs. Arizona State	2024
58,702	Tech vs. TCU	2013
58,547	Tech vs. Arizona State	2017
58,502	Tech vs. West Virginia	2014
58,416	Tech vs. Texas A&M	2011
57,865	Tech vs. North Texas	2024
57,733	Tech vs. Texas A&M	2009

BROOKS CAREER STATS

RUSHING	G	Att	Yds	TD	Lg	Avg/C	Avg/G
2020	10	69	255	4	28	3.7	25.5
2021	9	87	568	7	67	6.5	63.1
2022	13	147	691	7	37	4.7	53.2
2023	13	290	1,538	10	46	5.3	118.3
2024	9	235	1,184	11	35	5.0	131.6
Totals	54	828	4,236	39	67	5.1	78.4

RECEIVING	G	Rec	Yds	TD	Lg	Avg/C	Avg/G
2020	10	13	61	0	16	4.7	6.1
2021	9	6	52	0	18	8.7	5.8
2022	13	26	164	1	17	6.3	12.6
2023	13	29	72	0	12	2.5	5.5
2024	9	17	99	0	17	5.8	11.0
Totals	54	91	448	1	18	4.9	8.3

HANSPARD TRACKER

OPPONENT	Carries	Yards	Avg.	TDs
Abilene Christian	27	153	5.7	1
Washington State	--	DNP	--	--
North Texas	17	109	6.4	1
Arizona State	27	117	4.3	0
Cincinnati	32	172	5.4	2
Arizona	21	128	6.1	3
Baylor	25	125	5.0	1
TCU	30	121	4.0	1
Iowa State	25	122	4.9	1
Colorado	31	137	4.4	1
Oklahoma State	--	--	--	--
West Virginia	--	--	--	--
Season Totals	235	1,184	5.0	11
Career Totals	797	4,099	5.1	38
Hanspard Totals	760	4,219	5.6	29

CAREER 100-YARD GAMES

Date	Rush Yards	Opponent
Nov. 18, 2023	182	UCF
Sept. 28, 2024	172	Cincinnati
Oct. 7, 2023	170	Baylor
Sept. 16, 2023	158	Tarleton State
Aug. 31, 2024	153	Abilene Christian
Sept. 23, 2023	149	West Virginia
Nov. 2, 2023	146	TCU
Nov. 9, 2024	137	Colorado
Sept. 4, 2021	134	Houston
Nov. 11, 2023	133	Kansas
Oct. 5, 2024	128	Arizona
Oct. 19, 2024	125	Baylor
Nov. 2, 2024	122	Iowa State
Oct. 26, 2024	121	TCU
Sept. 21, 2014	117	Arizona State
Sept. 14, 2024	109	North Texas
Dec. 28, 2021	107	Mississippi State
Oct. 22, 2022	107	West Virginia
Sept. 11, 2021	103	Stephen F. Austin
Oct. 21, 2023	101	BYU
Sept. 30, 2023	101	Houston

CAREER HIGHS

Rushing Attempts	33, at Kansas (2023)
Rushing Yards	182, vs. UCF (2023)
Rushing Touchdowns	3, 2x, last at Arizona (2024)
Longest Rush	67, vs. Stephen F. Austin (2021)
Receptions	5, 3x, last vs. Cal (2023)
Receiving Yards	51, vs. Colorado (2023)
Receiving Touchdowns	1, vs. Texas (2022)
Longest Reception	18, vs. Iowa State (2021)
Longest Kick Return	21, at Oklahoma (2021)



TEXAS TECH'S ALL-TIME LEADING RUSHER

Tahj Brooks entered the national picture as one of the nation's top running backs last season after ranking fourth for both rushing yards and rushing yards per game with 1,538 yards on the ground. Brooks is back in the national picture again this season as he is again sixth in the FBS with 131.6 rushing yards per game and eighth with 1,184 rushing yards entering this weekend's trip to Oklahoma State.

Brooks, a finalist for the National Football Foundation Campbell Trophy, is one of only two FBS players this season (minimum 7 games) to have rushed for at least 100 yards in every game he's played and the lone player to do so from a power conference. He now has 4,236 rushing yards for his career as he is only the third Red Raider in program history and the ninth Big 12 rusher to reach the 4,000-yard mark. Brooks, who has rushed for at least 95 yards in 20-consecutive games, is one of only four FBS players currently in the country with 4,000 career rushing yards.

NCAA FBS ACTIVE CAREER RUSHING LEADERS

Name (School)	Yards	TDs
1. Marquez Cooper (San Diego State)	4,918	42
2. Tahj Brooks (Texas Tech)	4,236	39
3. Ashton Jeanty (Boise State)	4,061	47
4. Devin Neal (Kansas)	4,003	45
5. Nate Noel (Missouri)	3,758	21

BROOKS SNAPS HANSPARD'S CAREER RECORD

- Tahj Brooks became Texas Tech's all-time career rushing leader against Colorado with a 25-yard run to start the Red Raiders' fourth-quarter drive against Colorado. The rush attempt pushed him past Byron Hanspard's previous career record of 4,219 yards which was set during his 1996 Doak Walker Award season. Brooks now has 4,236 rushing yards as a Red Raider with two regular-season games remaining and a bowl appearance.
- Brooks carried 31 times for 137 yards against the Buffaloes, which pushed him up to fifth place in the Big 12 career record book as well. Brooks now ranks fifth in Big 12 history for career rushing yards as he trails former Missouri quarterback Brad Smith (2002-05) by 53 yards for fourth place.
- The performance versus Colorado marked the 21st career 100-yard rushing game for Brooks, who tied Hanspard for the most in school history in the process. He is also tied for fifth all-time in program history for 100-yard games, one shy of Adrian Peterson (2004-06) of Oklahoma for fourth place.
- Brooks set the Texas Tech career rushing attempts record as he passed Ricky Williams (789) in the second half of the Iowa State win. Brooks, who leads the country with 26.1 carries per game this season, became the fifth Big 12 player with 800 or more career rushing attempts and now ranks third in league history with 828 carries, 17 shy of former Texas great Ricky Williams (1996-98) for second place.
- Brooks has combined for nine rushing touchdowns in the past six games, giving him 39 now for his career, which moves him one shy of tying former teammate SaRodrick Thompson for third place in the school record book.

NEWS & NOTES ON THE BIG 12'S TOP RUSHER

- Brooks has 1,184 rushing yards this season as he is now the fifth Red Raider in program history to record consecutive 1,000-yard seasons, joining the likes of James Hadnot (1978-79), Byron "Bam" Morris (1992-93), Byron Hanspard (1995-96) and DeAndre Washington (2015-16).
- Brooks has found the end zone on the ground in 17 of his last 19 games played dating back to last season as he failed to do so only in the 2023 regular-season finale at Texas and in this year's Big 12 opener versus Arizona State.
- Brooks has hit the 100-yard mark on yards after contact alone four times this season, finishing with 100 yards due to missed tackles against both Abilene Christian and Arizona, 102 versus Colorado and then 110 yards against Cincinnati. The

performance versus Colorado marked the seventh time in his career that he notched 100 of his rushing yards after contact, according to *Pro Football Focus*.

- Brooks has recorded 10 carries of at least 20 yards already this season, the most in his career. He ranks tied for 11th nationally for rushes of at least 10 yards (34) and tied for 12th for rushes of 20 or more yards (10) entering this weekend.
- Ask just about anyone in the Texas Tech football office, and they'll likely brag about Brooks' ability as a pass blocker just as much as his rushing skills. Over his career, Brooks has given up only three sacks in 272 career pass-blocking opportunities.

100-YARD GAMES ARE JUST ROUTINE NOW

- Brooks has registered 17 different 100-yard games over his last 20 outings dating back to the 2023 season. In the three games he has not eclipsed 100 yards during that span, Brooks recorded at least 95 yards in each contest, which is now the longest streak for a FBS player since 1996.
- Brooks enters this weekend as one of only two FBS players to have rushed for at least 100 yards in every game this season (minimum 7 games), joining Boise State's Ashton Jeanty.
- Brooks' nine 100-yard games this season are one shy of the Texas Tech single-season record of 10 that was previously set by both Byron Hanspard (1996) and Byron Morris (1993).

MOST CONSECUTIVE GAMES WITH 95+ RUSHING YARDS

Name (School)	Years	Games
1. Tahj Brooks (Texas Tech)	2023-present	20
2. Mohamed Ibrahim (Minnesota)	2020-22	19
3. Ka'Deem Carey (Arizona)	2012-13	16
DeWayne McBride (UAB)	2021-22	16

Source: OptaStats (data reflective since 1996)

THE BIG 12'S LEADING RUSHER SINCE 2023

- Brooks has rushed for at least 100 yards in all nine games he's played this season as he is averaging 131.6 rushing yards per game, which ranks sixth currently in the FBS. Brooks leads all Big 12 players in rushing yards per game since the start of the 2023 season.

BIG 12 RUSHING LEADERS SINCE START OF 2023 SEASON

Name (School)	Games	Yards	YPG
1. Tahj Brooks (Texas Tech)	22	2,722	123.7
2. R.J. Harvey (UCF)	23	2,744	119.3
3. D.J. Giddens (Kansas State)	23	2,354	102.3
4. Ollie Gordon (Oklahoma State)	24	2,446	101.9





BROOKS IN THE RECORD BOOKS

TEXAS TECH CAREER RUSHING LEADERS

Name (Years)	Yards
1. Tahj Brooks (2020-present)	4,236
2. Byron Hanspard (1994-96)	4,219
3. James Gray (1986-89)	4,066
4. Ricky Williams (1997-01)	3,661
5. Byron Morris (1991-93)	3,545
6. Taurean Henderson (2002-05)	3,241

TEXAS TECH CAREER RUSHING ATTEMPTS LEADERS

Name (Years)	Att.
1. Tahj Brooks (2020-present)	828
2. Ricky Williams (1997-01)	789
3. Byron Hanspard (1994-96)	760
4. James Gray (1986-89)	742
5. Byron Morris (1991-93)	638

TEXAS TECH SINGLE-SEASON RUSHING LEADERS

Name (Year)	Yards
1. Byron Hanspard (1996)	2,084
2. Byron Morris (1993)	1,752
3. Ricky Williams (1998)	1,582
4. Tahj Brooks (2023)	1,538
5. James Gray (1989)	1,509
6. DeAndre Washington (2015)	1,492
7. Byron Hanspard (1995)	1,374
8. James Hadnot (1979)	1,371
9. James Hadnot (1978)	1,369
10. Byron Morris (1992)	1,279
Tahj Brooks (2024)	1,184

TEXAS TECH CAREER 100-YARD GAMES LEADERS

Name (Years)	Gms.
1. Byron Hanspard (1994-96)	21
Tahj Brooks (2020-present)	21
3. James Gray (1986-89)	18
4. Byron Morris (1991-93)	16
5. James Hadnot (1976-79)	13

TEXAS TECH CAREER RUSHING TOUCHDOWN LEADERS

Name (Years)	TDs
1. James Gray (1986-89)	52
2. Taurean Henderson (2002-05)	50
3. SaRoderrick Thompson Jr. (2018-22)	40
4. Tahj Brooks (2020-present)	39
5. Byron Morris (1991-93)	37

BIG 12 CAREER RUSHING YARDS LEADERS

Name (School, Years)	Yards
1. Cedric Benson (Texas, 2001-04)	5,540
2. Ricky Williams (Texas, 1996-98)	5,273
3. Darren Sproles (Missouri, 2002-05)	4,979
4. Brad Smith (Missouri, 2002-05)	4,289
5. Tahj Brooks (2020-present)	4,236
6. Shock Linwood (Baylor, 2013-16)	4,213
7. Kendall Hunter (Oklahoma State, 2007-10)	4,181
8. Samaje Perine (Oklahoma, 2014-16)	4,122
9. Adrian Peterson (Oklahoma, 2004-06)	4,045

BIG 12 CAREER RUSHING ATTEMPTS LEADERS

Name (School, Years)	Yards
1. Cedric Benson (Texas, 2001-04)	1,112
2. Ricky Williams (Texas, 1996-98)	845
3. Tahj Brooks (2020-present)	828
4. Darren Davis (Iowa State, 1996-99)	823
5. Darren Sproles (Kansas State, 2001-04)	815
6. Brad Smith (Missouri, 2002-05)	799
7. James Sims (Kansas, 2010-13)	798

BIG 12 CAREER RUSHING 100-YARD GAMES LEADERS

Name (School, Years)	Gms.
1. Ricky Williams (Texas, 1996-98)	25
2. Cedric Benson (Texas, 2001-04)	24
Darren Sproles (Kansas State, 2001-04)	24
4. Adrian Peterson (Oklahoma, 2004-06)	22
5. Deuce Vaughn (Kansas State (2020-22)	21
Tahj Brooks (2020-present)	21

NUMBERS TO KNOW

- 4,236
- Number of rushing yards for Brooks in his career, the most all-time in Texas Tech history.
- 147
- Number of missed tackles Brooks has forced since start of the 2023 season, according to PFF.
- 123.7
- Brooks' rushing average since the start of 2023, which leads the Big 12 and ranks fourth nationally.
- 54
- Rushing yards needed to pass Missouri's Brad Smith for fourth place in Big 12 rushing history.
- 21
- Career 100-yard games for Brooks, who is tied with Byron Hanspard for the most in school history.
- 20
- Brooks has rushed for at least 95 yards over his last 20-consecutive games.
- 17
- Brooks has registered 17 different 100-yard rushing games in his last 20 outings dating back to 2023.
- 9
- Brooks has nine 100-yard outings this season, one shy of the Texas Tech single-season school record.
- 4th
- Looking to become the fourth Red Raider all-time to lead the team in rushing over four different seasons.
- 3rd
- Became the third Red Raider in program history at Iowa State to eclipse 4,000 career rushing yards.
- 3
- Allowed only three career sacks in 272 pass blocking opportunities, according to PFF.
- 2nd
- Ranks second among active FBS running backs in career rushing yards entering this weekend.
- 1
- Brooks is the only FBS player since 1996 to rush for 95 or more yards over 20-consecutive games.
- 1
- Needs one rushing touchdown to tie SaRoderrick Thompson for third all-time in program history.
- 1st
- Leads all Big 12 rushers with an average of 123.1 rushing yards per game since 2023.

AWARDS & HONORS

- 2024 National Football Foundation Campbell Trophy Finalist
- 2024 Doak Walker Award Watch List
- 2024 Walter Camp Award Preseason Watch List
- 2024 Wuerffel Trophy Candidate
- 2024 Maxwell Award Preseason Watch List
- 2024 Earl Campbell Tyler Rose Award Watch List
- 2024 All-Big 12 Preseason Team
- 2024 Phil Steele Preseason Second Team All-American
- 2024 Sporting News Preseason Second Team All-American
- 2024 ESPN Preseason Second Team All-American
- 2024 Walter Camp Preseason All-America Second Team
- 2024 Phil Steele Preseason All-America Third Team
- 2024 DCTF Preseason All-Texas Top Running Back
- 2023 All-Big 12 First Team
- 2023 Doak Walker Award Semifinalist
- 2023 Earl Campbell Tyler Rose Award Semifinalist
- 3-time Academic All-Big 12 First Team Honoree (2021-23)

BROOKS IN THE RANKINGS

Category	Total	NCAA	Big 12
All-Purpose Yards/Game	142.6	8th	3rd
Rushing Attempts per Game	26.1	1st	1st
Rushing Yards per Carry	5.0	81st	11th
Rushing Touchdowns	11	22nd	3rd
Rushing Yards	1,184	8th	2nd
Rushing Yards per Game	131.6	6th	2nd
Total Touchdowns	11	29th	4th
Rushes 10+ Yards	34	T-11th	2nd
Rushes 20+ Yards	10	T-12th	3rd



IT'S ALWAYS TAHJ TIME IN WEST TEXAS

Texas Tech has launched TahjTime.com, a promotional website for Red Raider senior running back Tahj Brooks for both national awards and to track his progress towards Byron Hanspard's career rushing record during his final season. The website, which plays off Brooks' popular celebration following each touchdown, debuted prior to his appearance at Big 12 Media Days in July and will be updated regularly throughout the 2024 season.



MORTON BY THE NUMBERS

CAREER STATS

PASSING	G	Cmp	Att	Int	Yds	TD	Lg	Pct	Avg/G	Effic.
2021	2	1	3	0	0	0	0	33.3	0.0	33.3
2022	9	96	169	6	1,117	7	55	56.8	124.1	118.9
2023	10	182	293	8	1,757	15	49	62.1	175.7	123.9
2024	10	230	372	6	2,575	21	70	61.8	257.5	135.4
Totals	31	509	837	20	5,449	43	70	60.8	175.8	127.7

RUSHING	G	Att	Yds	TD	Lg	Avg/C	Avg/G
2021	2	2	15	0	17	7.5	7.5
2022	9	42	79	2	15	1.9	8.8
2023	10	46	3	4	14	0.1	0.3
2024	10	46	-21	1	26	-0.5	-2.1
Totals	31	136	76	7	26	0.6	2.5

CAREER 300-YARD GAMES

Date	Pass Yards	Opponent
Oct. 8, 2022	379	at Oklahoma State
Aug. 31, 2024	378	Abilene Christian
Oct. 22, 2022	325	vs West Virginia
Sept. 7, 2024	323	at Washington State

GAME-BY-GAME STATS

Opponent	GP/GS	Cmp	Att	TD	INT	Yds	Lg	Run	Yds	TD
ACU	1/1	30	42	5	0	378	36	2	-5	0
Wash St.	2/2	34	58	1	2	323	42	4	7	0
N. Texas	3/3	15	19	4	0	273	70	2	-1	1
Arizona St.	4/4	24	44	2	0	201	21	3	-15	0
Cincinnati	5/5	19	29	2	0	251	49	3	46	0
Arizona	6/6	17	29	0	0	214	57	4	-23	0
Baylor	7/7	33	49	3	1	286	32	6	3	0
TCU	8/8	13	22	0	0	137	44	3	-3	0
Iowa State	9/9	21	40	2	2	237	35	8	6	0
Colorado	10/10	24	40	2	1	275	35	11	-36	0
Oklahoma St.	--	--	--	--	--	--	--	--	--	--
West Virginia	--	--	--	--	--	--	--	--	--	--
BOWL	--	--	--	--	--	--	--	--	--	--
TOTALS	10/10	230	372	21	6	2,575	70	46	-21	1

CAREER HIGHS

Total Offense Attempts	79, at Oklahoma State (10/8/22)
Total Offense Yards	432, at Oklahoma State (10/8/22)
Pass Completions	39, at Oklahoma State (10/8/22)
Pass Attempts	62, at Oklahoma State (10/8/22)
Pass Yards	379, at Oklahoma State (10/8/22)
Passing Touchdowns	5, vs. Abilene Christian (8/31/24)
Longest pass	70, vs. North Texas (9/14/24)
Had Intercepted	3, two times
Rush Attempts	17, at Oklahoma State (10/8/22)
Rush Yards	53, at Oklahoma State (10/8/22)
Rush Touchdowns	1, seven times, vs. North Texas (9/14/24)
Long Rush	26, vs. Cincinnati (9/28/24)

* Indicates most recent high



MORTON FINDING MORE WAYS TO WIN

Protecting the football was a significant point of emphasis for the Red Raiders entering the season after Texas Tech finished minus-6 in the turnover margin a year ago. Behren Morton has done his part through the first 10 games this season as he has 21 touchdown passes - which ranks 16th in the FBS - to only six interceptions.

Even with the rushing attack of Tahj Brooks, Texas Tech remains one of the most active passing teams as Morton ranks 10th in the FBS with 372 passing attempts. It is tied for the third-fewest interceptions nationally among quarterbacks with at least 330 attempts this season. If the season ended today, Morton's six interceptions would rank as the second-fewest among Texas Tech quarterbacks with 300 or more attempts on the season.

BIG 12 CONFERENCE LEADERS IN SCORING OFFENSE

School	GP	Points	PPG
1. Texas Tech	10	355	35.5
2. Baylor	10	351	35.1
3. Colorado	10	341	34.1
4. TCU	10	332	33.2
5. UCF	10	330	33.0

OFFENSIVE NOTEBOOK

MORTON IN MIDST OF CAREER YEAR

- Texas Tech is 12-4 since the start of the 2023 season in games Behren Morton starts and finishes, which includes an 8-3 mark at home. Morton, who took over as QB1 in the fifth game of the 2023 season, has finished with at least a 60 percent completion percentage in all but three of those 11 wins and was above 70 percent in five different victories against Baylor (73.1), TCU (77.8) and Kansas (76.0) a year ago and versus ACU (71.4) and North Texas (79.0) this season.
- Morton, who entered the offseason as Texas Tech's starting quarterback for the first time in his career, is in the midst of his best season as a Red Raider as his 2,575 passing yards, 21 passing touchdowns and 135.4 efficiency rating are all career highs.
- If Morton can take care of the ball for the remaining three games of the season, he could potentially join Graham Harrell (2008) and Kliff Kingsbury (2001) as the only quarterbacks in school history to throw for 3,000 yards with 10 or fewer interceptions. Both threw nine interceptions leading the Texas Tech offense compared to Morton's six thus far.
- The son of a Texas high school coach, Morton was the highest-rated quarterback (in the online era) to sign with Texas Tech as he was a four-star prospect in 2021, ranking sixth nationally among pro-style quarterbacks. Morton grew up in Lubbock as his father, James Morton, was the head football coach at Monterey High School for 11 years from 1998-08.

GET TO THE RED ZONE AND SCORE

- Texas Tech has been among the best teams in the country this season in putting up points once it reaches the red zone. In fact, the Red Raiders enter this weekend ranked 19th in the FBS and second in the Big 12 with a .913 red zone percentage after finding the scoreboard in 42 of 46 trips inside the 20 so far this season. The Red Raiders had converted 32-consecutive red zone opportunities up until failing to put up points twice in the fourth quarter versus Colorado.

BIG 12 CONFERENCE LEADERS IN RED ZONE OFFENSE

School	Attempts	Scores	Pct.
1. Kansas	34	33	97.1
2. Texas Tech	46	42	91.3
3. TCU	42	38	90.5
Iowa State	42	28	90.5
5. BYU	38	34	89.5

KELLY ALREADY AMONG NATION'S BEST

- In the weeks leading up to the season, Joey McGuire made the statement "good things happen when Josh Kelly has the ball in his hands." That statement has proven true this season as the senior has caught a team-leading 76 passes for 842 yards and five touchdowns. Kelly enters this weekend ranked tied for fifth in the FBS for total receptions and 21st for receiving yards as he is on pace to become Texas Tech's first 1,000-yard receiver since Antoine Wesley in 2018.
- Kelly has quickly become a popular target for quarterback Behren Morton as he has made seven catches in eight of 10 games thus far, including four performances with nine or more receptions. Prior to joining the Red Raiders, Kelly had only one career game with nine receptions, which came at Cal a year ago while with Washington State.
- Kelly's 76 receptions through nine games are the most by a Red Raider since Antoine Wesley had 78 at the same point in 2018. Wesley earned first-team All-America honors during his final season as a Red Raider after finishing with 88 catches for 1,410 yards and nine touchdowns.
- At his current pace, Kelly will end his lone season as a Red Raider with 98 catches, which would rank tied for fourth in program history alongside Taurean Henderson (2002). Texas Tech has not had a receiver finish with 90 or more catches in a season since 2017 when Keke Coutee totaled 93. In its history, Texas Tech has only had three receivers catch 100 or more passes in a season, a list that features the likes of Jace Amaro (106 in 2013), Danny Amendola (109 in 2007) and Michael Crabtree (134 in 2007).
- Kelly has four 100-yard games already this season as he totaled 156 yards through the air against Abilene Christian, 111 versus Cincinnati, 127 in the win at Iowa State and then 106 against Colorado. His performance versus the Buffaloes was the 11th different 100-yard game of Kelly's career dating back to his time at both Fresno State and Washington State. Kelly has already matched his career high of four games of 100 or more receiving yards that was set a year ago.
- Kelly recorded his first multi-touchdown game as a Red Raider and his third overall at Iowa State as hauled in a 35-yard strike from Behren Morton to close Texas Tech's opening drive before adding a 19-yard scoring reception late in the third quarter. He also had two touchdown catches against Cal Poly as a sophomore at Fresno State in 2021 and then a career-high three touchdown grabs versus Oregon State a year ago during his time at Washington State.



- Texas Tech's success on third downs has partially been the result of Kelly, who leads the FBS with 26 catches on third downs and is sixth nationally and second in the Big 12 with 264 receiving yards on third downs. Texas Tech has converted 15 of those 26 catches for first downs thus far.
- Speaking of moving the sticks, Kelly has had nearly half of his receptions - 36 in total - go for at least 10 yards this season, which ranks 13th nationally.

NCAA FBS LEADERS IN TOTAL RECEPTIONS

Name	School	Receptions
Nick Nash	San Jose State	95
Tai Felton	Maryland	86
Harold Fannin Jr.	Bowling Green	83
Tanner Koziol	Ball State	79
Josh Kelly	Texas Tech	76
Travis Hunter	Colorado	74

MORE THAN JUST A BIG-PLAY THREAT

- Caleb Douglas has developed into more than just a big-play threat this season, especially over the three-game stretch against Arizona, Baylor and TCU where he combined for 23 catches for 355 yards and three touchdowns. He's now second on the team with 47 catches for 610 yards and four touchdowns, easily the best numbers of his collegiate career.
 - Douglas went over the 100-yard mark for the first time in his career at Arizona as he caught five passes for 116 yards in the win. Douglas had two explosive plays of more than 30 yards, both resulting in key points for the Red Raiders, beginning with a career-long 57-yard streak down the right sideline just before halftime. Douglas later added a 32-yard reception late in the fourth quarter that eventually set up a Gino Garcia field goal to give the Red Raiders a 21-19 lead.
 - Douglas found the end zone three times through the air against Baylor as it marked the first time a Red Raider had three or more touchdown receptions since Antoine Wesley also caught three versus Houston in 2018.
 - Douglas followed with a career-high 140 receiving yards at TCU, which marked the second-highest receiving output by a Red Raider this season. He set up a Tahj Brooks touchdown run with a 44-yard reception in the second quarter, marking his team-leading third catch of at least 40 yards this season. He ranks tied for sixth in the Big 12 for most catches of 40 or more yards entering this weekend.
 - The arrival of both Douglas and Josh Kelly has made quite the impact on Texas Tech's offense as this is the first time since 2019 that the Red Raiders boast two 600-yard receivers in a single season. If Douglas is able to push his total to the 700-yard mark, it would be Texas Tech's first time to have multiple receivers above that total since 2018.
- MORTON-EAKIN CONNECTION ON DISPLAY**
- Coy Eakin has picked up right where he left off from the 2023 season as he leads the team with six touchdown receptions already this season thanks in part to a pair of touchdowns against both Abilene Christian and Cincinnati. Eakin is also third on the team with 32 receptions and 467 receiving yards so far this season. With one more touchdown catch this season, he would have the most by a Red Raider since T.J. Vasher had seven scoring grabs and Antoine Wesley had nine in 2018.
 - The strong performance should come as little surprise following the way Eakin ended the 2023 campaign. The sophomore caught seven passes for 106 yards and a touchdown in Texas Tech's victory over Cal in the Independence Bowl, marking his first 100-yard outing in the process.
 - Prior to joining the Red Raiders, Eakin was among the nation's top receivers at Stephenville High School. Eakin led

the nation in receiving yards after catching 93 passes for 2,140 yards and 31 touchdowns as a senior en route to leading the Yellow Jackets to the Class 4A Division I state championship.

RED RAIDERS RELOAD UP FRONT

- Texas Tech overhauled its offensive line from a year ago as the Red Raiders boasted 143 career starts along its offensive line at the start of the season thanks to multiple additions up front like Davion Carter (Memphis) and Sterling Porcher (Middle Tennessee State). That total ranked tied for ninth nationally and was second in the Big 12.
 - The Red Raiders are led up front by veteran Caleb Rogers, who made his 52nd career start against Colorado. Rogers has started at both guard and tackle this season for a Texas Tech offense that has used five different starting combinations on the offensive line. Texas Tech is one of seven FBS programs to use five or more different starting offensive line combinations this season, trailing only Florida State (6), UTSA (6) and Middle Tennessee State (6).
- BIG 12 LEADERS IN CAREER OFFENSIVE LINE STARTS**
- | School | Starts |
|-------------------|--------|
| 1. Oklahoma State | 215 |
| 2. Texas Tech | 143 |
| 3. West Virginia | 111 |
| 4. Iowa State | 106 |
- * numbers are reflective of the start to the season.*
- TEXAS TECH CAREER STARTS ALONG OFFENSIVE LINE**
- | Name | Career Starts | At Tech |
|------------------|---------------|---------|
| Caleb Rogers | 52 | 52 |
| Vinny Sciury | 35 | 2 |
| Sterling Porcher | 33 | 8 |
| Davion Carter | 31 | 9 |
| Jaxon Hughes | 18 | 0 |
| Sheridan Wilson | 10 | 10 |
| Ty Buchanan | 7 | 7 |
| Dalton Merryman | 6 | 6 |
- OFFENSIVE NOTABLES**
- The Red Raiders have added a steady dose of explosive plays with 54 plays that have gone at least 20 yards this season. That total ranks fourth in the Big 12 and 26th in the FBS. Texas Tech leads the league, meanwhile, with 167 plays of 10 or more yards, which is also 15th nationally.
 - Joey McGuire has stressed the importance of getting off to a strong start offensively this season as the Red Raiders are 6-1 in games they score first, including 4-1 during Big 12 play. The lone loss came against Colorado where the Red Raiders led 13-0 early.
 - Texas Tech leads the FBS with six games this season of having both a 100-yard rusher and a 100-yard receiver. It is the most such occurrence for the Red Raiders in a season since 1993. Texas Tech had its sixth such game of the season against Colorado with Tahj Brooks rushing for 137 yards and Josh Kelly totaling 106 yards through the air.
 - Speaking of Brooks, he totaled 102 of his yardage versus the Buffaloes in the second half, marking his second-highest total in a half this season as he previously departed the North Texas win with 109 yards before halftime. He averaged 7.3 yards a rush on 14 carries in the second half. It marked his eighth-highest single-game rush total despite only having 35 yards in the first half. He also set new career highs with 51 receiving yards and 188 all-purpose yards.
 - Jalin Conyers recorded his second career multi-touchdown game of his career against Colorado as part of three catches for 50 yards. Conyers has five touchdowns in his career versus the Buffaloes as he previously caught six passes for 108 yards and three touchdowns while at Arizona State in 2022.

SCOUT TEAM AWARDS

Following every victory this season, Joey McGuire will recognize two Scout Team Player of the Week honorees, one for an offensive player assisting the defense and the other to the best defensive player who mimics the opposing offense. Each honoree is presented a commemorative football each Sunday night following practice.

Opponent	Offensive	Defensive
Abilene Christian	J'Koby Williams	Oliver Miles III
at Washington State	--	--
North Texas	Kaden Carr	Eddy Smith
Arizona State	Wesley Smith	Cheta Ofili
Cincinnati	Ellis Davis	Ashton Hampton
at Arizona	Tyson Turner	J'Maury Davis
Baylor	--	--
at TCU	--	--
at Iowa State	Charles Robinson	Kasen Long
Colorado	--	--
at Oklahoma State		
West Virginia		

TEAM CAREER MILESTONES

Below is a listing of Red Raiders approaching various career statistical milestones entering this weekend.

NAME	MILESTONE	CURRENT TOTAL
C.J. Baskerville	225 career tackles	206
C.J. Baskerville	25 career passes defended	20
C.J. Baskerville	45 career games played	43
Tahj Brooks	900 career rushing attempts	828
Tahj Brooks	4,500 career rushing yards	4,236
Tahj Brooks	5,000 career all-purpose yards	4,705
Tahj Brooks	40 career rushing touchdowns	39
Tahj Brooks	45 career total touchdowns	40
Tahj Brooks	55 career games played	54
De'Braylon Carroll	25.0 career tackles for loss	22.0
De'Braylon Carroll	55 career games played	52
Jalin Conyers	1,500 career receiving yards	1,043
Jalin Conyers	100 career receptions	92
Jalin Conyers	45 career games played	44
Caleb Douglas	1,000 career receiving yards	918
Caleb Douglas	100 career receptions	68
Coy Eakin	1,000 career receiving yards	883
Coy Eakin	100 career receptions	68
Gino Garcia	175 career PATs	156
Gino Garcia	70 career made field goals	63
Gino Garcia	350 career points	345
Gino Garcia	55 career games played	52
Josh Kelly	3,500 career receiving yards	3,070
Josh Kelly	250 career receptions	224
Josh Kelly	50 career games played	48
Jackson Knotts	50 career games played	48
Quincy Ledet Jr.	55 career games played	54
Bralyn Lux	175 career tackles	152
Bralyn Lux	35 career passes defended	31
Drae McCray	20 career receiving touchdowns	19
Drae McCray	4,000 career all-purpose yards	3,516
Ben Roberts	200 career tackles	175
Jacob Rodriguez	200 career tackles	163
Jacob Rodriguez	40 career games played	39
Caleb Rogers	55 career games started	52

THE BRAND NUMBER



Here at Texas Tech, there is only one available jersey number that is protected: No. 3. The jersey represents the player or players who best represent the core tenants of “The Brand,” which represents Texas Tech’s daily quest to be the “toughest, hard-working, most-competitive team in the country.”

The Red Raiders will have two players wearing the jersey this season in returning linebacker Bryce Ramirez and new wide receiver Josh Kelly. Ramirez was awarded the jersey prior to the 2023 season in recognition for his determination and leadership in response to a catastrophic leg injury suffered the year before at N.C. State. Kelly, meanwhile, previously wore No. 3 at Washington State last season where he led the Cougars with 923 receiving yards and eight touchdowns. Kelly was told during his recruitment that the jersey number is earned and spent the spring in No. 18 before Joey McGuire announced he’d also wear No. 3 this season.

In addition to representing the standards of “The Brand,” the No. 3 jersey is designated to honor the life of the late Luke Siegel, who passed in August 2021 after inspiring countless others across the nation with his fighting spirit in the wake of a golf-cart accident. The No. 3 represented Siegel’s favorite number.

JERSEY SWAPS

Below is a listing of Red Raiders who have changed their jersey number this year from the 2023 season.

NAME (Pos.)	2023	2024
E’Maurion Banks (DL)	98	8
Ty Buchanan (OL)	79	75
John Curry (LB)	42	6
JMaury Davis (DB)	25	23
Drew Hocutt (WR)	82	14
Maurion Horn (DB)	22	4
Brenden Jordan (DB)	27	7
Trent Low (LB)	50	34
BrayIn Lux (DB)	12	0
Trevon McAlpine	93	95
A.J. McCarty (DB)	19	1
Garrett Morphis (OL)	77	73
Jaden Morris (RB)	16	32
Jordan Sanford (DB)	28	21
Macho Stevenson (DB)	16	12
Kelby Valsin (WR)	87	6
Amier Washington	98	88
T.J. West (WR)	86	11
Sheridan Wilson (OL)	65	72

JERSEY CHANGES

Below is a listing of Red Raiders who have had a jersey number change since this beginning of this season.

NAME (Pos.)	Week 1	vs. Oklahoma State
JohnCarlos Miller II (TE)	9	18
Isaiah Collins (DB)	18	27
Marcus Ramon-Edwards (DB)	20	42

DEFENSIVE NOTEBOOK

WE TAKE IT, THEN WE SCORE

- Texas Tech’s prowess as one of the nation’s top-scoring offenses has been, in part, due to its defense. The Red Raiders’ 16 takeaways this season have resulted in 75 points, which is already the most for Texas Tech in a season since 2017. In fact, over the past 10 seasons, Texas Tech’s 75 points off turnovers would rank third during that span as the Red Raiders notched 101 points from takeaways in 2015 and then 91 in 2017.
- Texas Tech turned in the bulk of its points off turnovers over the course of its four-game winning streak beginning with North Texas. The Red Raiders combined for 60 of their 75 points off turnovers over a four-game stretch with 21 versus North Texas, seven against Arizona State, 14 against Cincinnati and 18 at Arizona. The other 15 points came in the season-opening win over Abilene Christian (8) and at TCU (7).

TEXAS TECH POINTS OFF TURNOVERS SINCE 2015

Season	Takeaways	Points Off
2015	25	101
2017	29	91
2024	16	75

YES, TAKEAWAYS ARE KEY

- The biggest element of Tim DeRuyter’s defense is creating havoc, both in the backfield and via takeaways. With the latter, the Red Raiders have been particularly effective, going 12-3 overall under both Joey McGuire and DeRuyter when leading the turnover battle.
- Texas Tech had won the turnover battle in only nine of the first 26 games under Joey McGuire entering this season but has turned that around so far this season, going 5-1 when doing so with the lone loss coming at TCU.
- Texas Tech is only 1-3 over its last four games with takeaways being a main key. The Red Raiders are minus-4 in the turnover margin during that stretch after previously starting plus-3 with 11 takeaways and 68 points off those turnovers over the first six games of the season.
- Listen to McGuire for much time and you’ll likely hear the phrase “take three” when referring to his defense. The Red Raiders have hit the “take three” mark three times already this season against North Texas and then at both Arizona and TCU. The Red Raiders were a perfect 6-0 under McGuire when creating at least three takeaways until their loss at TCU.
- With two regular-season games and a bowl appearance still left on the schedule, Texas Tech only needs one more takeaway to match its total of 17 from a year ago. The Red Raiders have created 52 takeaways during Joey McGuire’s tenure as head coach thus far.

SAFETIES FINDING THE FOOTBALL

- The Red Raiders rank tied for 27th nationally and fourth in the Big 12 with 11 interceptions this season with six of those coming from their two safeties in C.J. Baskerville and Chapman Lewis. The pair each picked off the third pass of their respective seasons at TCU.
- For Baskerville, this is his most productive season defensively as his three interceptions match his career total entering his final year. He has also added 53 tackles from his safety position, which ranks third on the team only behind Texas Tech’s mainstays at linebacker in Jacob Rodriguez (101) and Ben Roberts (68).
- Lewis has picked off three passes despite missing a pair of games due to injury against both Arizona and Baylor. The sophomore did not have an interception for his career until this season after playing in 12 games a year ago as a true freshman. He is also fifth on the team with 33 tackles.

RODRIGUEZ BACK AS KEY LEADER

- Jacob Rodriguez had just made one of the best plays of his collegiate career when his leg was rolled up in the season opener at Wyoming last year. Rodriguez, who both forced and recovered a key fumble only seconds earlier, missed the bulk of the 2023 season with that leg injury before returning in November to help push the Red Raiders to bowl eligibility and an eventual win in the Independence Bowl.
- Rodriguez, ultimately, redshirted the 2023 season, playing four games in the regular season and then the Independence Bowl where he was named the Defensive MVP after totaling eight tackles to go along with two key second-half takeaways with a forced fumble and interception.
- Rodriguez has again emerged as the strong presence the Red Raiders expected a year ago as he leads the team with 101 tackles and 8.5 tackles for a loss. Rodriguez has reached double digits for tackles six times in 10 games, including a career-high 17 stops in his last outing against Colorado.
- Rodriguez enters this week as the Big 12 leader in total tackles with 101 on the year. He also ranks tied for seventh nationally for total tackles and is eighth for total tackles per game after averaging 10.1 through 10 contests.
- Rodriguez is averaging 11.4 tackles per game in Big 12 play, easily the highest clip in the league as Baylor’s Keaton Thomas ranks second overall at 9.4 tackles per game. Rodriguez is also ranked third nationally for tackles per game against conference opponents and fourth overall for total tackles.
- Rodriguez was named the Bednarik National Linebacker of the Week for the performance at Arizona as he also got his hands on a Noah Fifita pass at the line of scrimmage, knocking it in the air to an awaiting Quincy Ledet Jr. for an interception just before halftime. His biggest play came with just over two minutes remaining in regulation as he punched out a fumble from the arms of Arizona standout wide receiver Tetairoa McMillan for Texas Tech’s third and final takeaway of the win.
- Prior to the two takeaways, Rodriguez recorded Texas Tech’s first sack of the night, planting Fifita for a 16-yard loss on Arizona’s opening drive. He was the highest-graded linebacker by *Pro Football Focus* for week six among those with at least 25 defensive snaps, finishing at an impressive 92.3 grade.
- Rodriguez garnered Big 12 Defensive Player of the Week honors after matching his then career high for tackles (13), while also setting new career marks for both sacks (2.0) and tackles for loss (2.5) at Iowa State. Rodriguez forced his third fumble of the season to end Iowa State’s opening drive of the second half as he punched out a completion to Gabe Burkle over the middle that was recovered by Chapman Lewis.
- Rodriguez has now played a part in four takeaways this season as also knocked out a forced fumble against ACU and then recovered one of his own to start the second half in the win over Cincinnati.
- Rodriguez signed with Texas Tech ahead of the 2022 season after beginning his collegiate career as a quarterback at Virginia in 2021. One of the best players in Wichita Falls Rider High School history, Rodriguez was named one of five team captains ahead of this season this past January.
- Despite all the accolades, his success might not compare to that of his wife, Emma, who is an active-duty helicopter pilot in the U.S. Army. The couple was married in July 2023 in a surprise ceremony (to some) in Houston.

NCAA FBS LEADERS FOR TACKLES IN CONFERENCE PLAY

Name (School)	Tackles	Total/Game
Carson Schwesinger (UCLA)	89	11.1
Shaun Dolac (Buffalo)	84	14.0
Red Muddock (Buffalo)	83	13.8
Jacob Rodriguez (Texas Tech)	80	11.4



ROBERTS BUILDING OFF FRESHMAN SEASON

■ Ben Roberts continues to build off his Freshman All-America campaign from a year ago as he is second on the team with both 68 total tackles and 4.5 tackles for loss this season. Roberts, who became the first Red Raider linebacker to earn Freshman All-America honors since Brian Duncan in 2007, recorded his best outing of the season with a team-high 12 tackles against Cincinnati to go along with 2.0 tackles for a loss, a forced fumble and quarterback hurry. He has eight double-digit tackle performances in 24 career games.

■ Roberts played a role in both of Texas Tech's takeaways in the Cincinnati win as he punched out a key fumble on the Bearcats' opening drive of the second half and then provided the quarterback hurry that resulted in A.J. McCarty's pick-six interception. It was the third forced fumble of the season for Roberts, who is tied for 12th in the FBS and third in the Big 12 alongside teammate Jacob Rodriguez entering this weekend. Roberts provided the quarterback hurry that led to another McCarty interception in the win at Iowa State.

■ Roberts closed the 2023 season tied for the national lead among freshmen for tackles as he and Alabama's Caleb Downs both recorded 107 overall. In addition to earning Freshman All-America honors, he was tabbed the Big 12 Co-Defensive Freshman of the Year, marking the first time a Red Raider had collected the honor.

■ Roberts recorded the most tackles in a season by a Red Raider freshman dating back to 1980 as Donald Harris is the only other Texas Tech letterwinner to reach the 100-tackle mark after finishing with 104 stops in 1987. He joined current Miami Dolphins linebacker Jordyn Brooks (2016) as the only Red Raider freshman to lead the team in tackles since 1996.

A COMMON FACTOR - RED ZONE DEFENSE

■ Texas Tech's two road wins in Big 12 play this season have had a common factor - strong play in the red zone. Arizona and Iowa State combined to reach the red zone seven times in those two games but found the end zone only twice as the Red Raiders forced four field goals and one fourth down stop.

■ For the season, opponents are scoring in 39-of-44 trips to the red zone with 12 of those coming via field goals. Texas Tech shares the Big 12 lead and ranks tied for eighth in the FBS with opponents attempting 10 field goals once reaching the red zone.

HE HAS HANDS AND SPEED, TOO

■ Quincy Ledet's 50th career game at the college level will likely not be one he forgets anytime soon. The senior defensive lineman turned in one of the key plays in the victory at Arizona as he snagged a deflected pass by Jacob Rodriguez and returned the interception 20 yards into Wildcat territory. The interception marked the first by a Texas Tech defensive lineman since Mycheal Thomas pulled down a deflected pass of his own against Kansas State on Nov. 4, 2017. The Red Raiders went on to score via a Tahj Brooks nine-yard scamper on the ensuing drive following Ledet's interception to take a 15-3 lead with less than two minutes until halftime.

DEFENSIVE NOTABLES

■ Texas Tech has been more productive in getting in the backfield over the last three games with 21.0 tackles for loss and 8.0 sacks during that stretch. Tech set a season-high with 8.0 tackles for loss against Colorado and matched its season high with 3.0 sacks. Texas Tech has recorded eight of its 14 sacks on the season over the last three-game stretch. The run comes after the Red Raiders were shut out in both categories against Baylor, marking the first time Texas Tech did not record a tackle for loss in more than a decade.

■ Texas Tech is one of only 24 FBS teams and one of three schools from the Big 12 with two or more interceptions returned for a touchdown this season. A.J. McCarty provided Texas Tech's second pick-six against Cincinnati, returning his first career interception as a Red Raider for 51 yards. Bralyn Lux had the first interception for a touchdown against North Texas as he went 44 yards to the end zone.

■ For McCarty, it was his second career interception at the time and his first as a Red Raider. Ironically, each of his first two career interceptions have gone for touchdowns and have come inside Jones AT&T Stadium as he stepped in front of a Tyler Shough pass as a member of the Baylor Bears in 2022, only to return it 18 yards for a touchdown. He made his third interception of the season in the second quarter of Texas Tech's win at Iowa State.

■ The loss to Colorado marked the first for Texas Tech under Joey McGuire when allowing less than 100 yards rushing. The Red Raiders were previously a perfect 7-0 in those games in McGuire's nearly three full seasons.

■ Texas Tech has allowed a 400-yard passer only three times under Joey McGuire, including twice this season against both Abilene Christian and Cincinnati. Ironically, the Red Raiders are 3-0 in those games.

■ Jacob Rodriguez finished with a career-high 17 tackles against Colorado, which marked the most by a Red Raider since Krishon Merriweather had the same total at Oklahoma State midway through the 2002 season.

■ The return of Texas Tech's recruiting prowess under Joey McGuire is starting to show this season as 14 different underclassmen have made at least one start this season, including nine on the defensive side of the ball. Texas Tech has had 37 different players make a start this season, including seven sophomores and five freshmen in wide receiver Micah Hudson, defensive back Macho Stevenson, defensive lineman Jayden Cofield, outside linebacker Amier Washington and defensive lineman Braylon Rigsby.

GETTING TO THE KICKER

■ Texas Tech blocked its eighth kick under Joey McGuire and special teams coordinator Kenny Perry against Arizona State as E'Maurion Banks reached up to block an extra point late in the third quarter. It was the second PAT for Banks to get his hands on in his career as he previously had a similar important blocked PAT late in the 2023 victory over UCF. The Red Raiders, who had four blocked kicks in McGuire's debut in 2022 and followed with three a year ago, lead the Big 12 and rank tied for 12th for blocked kicks since 2022.

NCAA LEADERS IN BLOCKED KICKS SINCE 2022

School	Blocked Kicks
1. Notre Dame	15
2. Georgia Tech	13
3. South Carolina	12
Louisville	12
5. Bowling Green	10
Miami (OH)	10
Rutgers	10
Central Michigan	10
9. Florida State	9
Illinois	9
Nebraska	9
12. Texas Tech	8
Army	8
Old Dominion	8
Texas	8
Duke	8
UConn	8
Eastern Michigan	8

RED RAIDERS IN THE NFL



MAHOMES WINS THIRD SUPER BOWL

■ Patrick Mahomes II became the first Red Raider in school history to win three career Super Bowls after he helped lead the Kansas City Chiefs to a 25-22 overtime victory over the San Francisco 49ers this past season. It was the second-straight Super Bowl title for the Chiefs and their third in the past five years thanks to Mahomes, who was inducted into both Texas Tech's Hall of Fame and Ring of Honor in 2022.

■ With his first Super Bowl win over the San Francisco 49ers, Mahomes became the youngest player in history to be named NFL MVP and also win a Super Bowl. Mahomes, who at only 24 years of age, was tabbed Super Bowl MVP after leading the Chiefs to their second Super Bowl title in history and their first since 1970.

■ In July 2020, Mahomes signed the richest contract in NFL history as he and the Chiefs agreed on a 10-year extension worth up to \$503 million. It marked the second time in school history where a Red Raider has signed the richest NFL contract as Ring of Honor member Donny Anderson previously did so with the Green Bay Packers upon being drafted in 1965.

■ While maybe known for its offense in recent years, Texas Tech has had two recent first round draft picks from its defense in current Seattle Seahawks linebacker Jordyn Brooks and Las Vegas Raiders edge end Tyree Wilson. Wilson became the highest-drafted Red Raider in program history in 2023 after being selected seventh overall. Brooks, meanwhile, signed with the Miami Dolphins this past offseason after spending the first four professional seasons with the Seahawks.

■ Texas Tech has had three Red Raiders hear their names called during the NFL Draft early in Joey McGuire's tenure as, in addition to Wilson, defensive back Dadrion Taylor-Demerson went in the fourth round this past spring followed by rush end Myles Cole in the seventh round. Texas Tech has also had more than 10 Red Raiders sign undrafted free agent contracts during McGuire's tenure.

2024 RED RAIDERS IN THE NFL

NAME (YEARS AT TECH)	NFL TEAM
Jordyn Brooks, LB (2016-19)	Miami Dolphins
Le'Raven Clark, OL (2012-15)	Philadelphia Eagles
Myles Cole, DE (2022-23)	Jacksonville Jaguars
Baylor Cupp, TE (2022-23)	Kansas City Chiefs
Sam Eguavoen, LB (2011-14)	New York Jets
Erik Ezukanma, WR (2019-21)	Miami Dolphins
Patrick Mahomes II, QB (2014-16)	Kansas City Chiefs
Zech McPhearson, DB (2019-20)	Jacksonville Jaguars
Tyler Owens, DB (2022-23)	Washington Commanders
Cole Spencer, OL (2022-23)	Tennessee Titans
Terence Steele, OL (2016-19)	Dallas Cowboys
Dadrion Taylor-Demerson, S (2019-23)	Arizona Cardinals
Broderick Washington Jr., DL (2016-19)	Baltimore Ravens
Tyree Wilson, DE (2021-22)	Las Vegas Raiders

RECORD BOOK WATCH

TEXAS TECH CAREER KICKOFF YARDAGE LEADERS

Name (Years)	Yards
1. Jakeem Grant (2011-15); 87 returns	2,169
2. Eric Stephens (2009-12); 82 returns	1,979
3. Donny Anderson (1963-65); 56 returns	1,309
4. Lawrence Williams (1972-74); 47 ret.	1,268
5. Jakeem Grant (2012-14); 48 returns	1,152
6. Ivory McCann (2001-02); 49 returns	1,101
7. Drae McCray (2023-present); 38 ret.	1,026
8. Ben McRoy (2010-11); 40 returns	977
9. Wayne Walker (1985-88); 51 returns	959
10. Johnnie Mack (2003-04); 43 returns	955
11. Rodney Blackshear (1987-91); 37 ret.	899

TEXAS TECH SINGLE-SEASON KICKOFF YARDAGE LEADERS

Name (Year)	Yards
1. Eric Stephens (2010); 44 returns	1,071
2. Jakeem Grant (2015); 39 returns	1,017
3. Ben McRoy (2011); 36 returns	899
4. Eric Stephens (2009); 32 returns	823
5. De'Quan Bowman (2018); 31 returns	782
6. Drae McCray (2023); 26 returns	717
7. Rodney Blackshear (1990); 24 returns	621
8. Ivory McCann (2001); 22 returns	606
9. Johnnie Mack (2003); 22 returns	546
10. Donny Anderson (1965); 22 returns	541

TEXAS TECH SINGLE-SEASON FIELD GOAL LEADERS

Name (Year)	FGs
1. Ryan Bustin (2013)	23
2. Trey Wolff (2022)	21
3. Trey Wolff (2019)	20
4. Clayton Hatfield (2018)	17
Ryan Bustin (2012)	17
Lin Elliott (1991)	17
Ricky Gunn (1984)	17
Bill Adams (1979)	17
9. Bill Adams (1978)	16
Chris Birkholz (1998)	16
Gino Garcia (2023)	16
12. Gino Garcia (2024)	15
Four others	15

TEXAS TECH CAREER FIELD GOAL LEADERS

Name (Years)	FGs
1. Ryan Bustin (2012-14)	50
Clayton Hatfield (2015-18)	50
3. Alex Trlica (2004-07)	48
4. Bill Adams (1977-79)	43
5. Trey Wolff (2019-22)	42
6. Ricky Gann (1981-84)	41
Scott Segrist (1985-88)	41
8. Lin Elliott (1988-91)	40
9. Jon Davis (1991-94)	35
Chris Birkholz (1998-00)	35
11. Gino Garcia (2022-present)	31
12. Don Grimes (1971-73)	29

TEXAS TECH CAREER CONSECUTIVE FIELD GOALS MADE

Name (Years)	FGs
1. Gino Garcia (2023-24)	16
2. Clayton Hatfield (2018)	13
Jonathan Garibay (2021)	13

GARCIA AMONG TEXAS TECH'S ALL-TIME GREATS

Gino Garcia has developed into one of the most-accurate kickers in all of college football this season as well as in Texas Tech history. The senior has found the uprights on 15 of his 16 field goal attempts entering this weekend, which, if the season ended today, would match Clayton Hatfield's single-season school record for field goal percentage. Garcia, who ranks tied for fifth in the FBS currently for field goal percentage among those with at least 10 attempts, began the year by connecting on each of his first 15 tries as he set the Texas Tech career record for most-consecutive made field goals against Colorado with 16 dating back to last season's Independence Bowl.

NCAA FBS LEADERS FOR FIELD GOAL PERCENTAGE (MIN. 10 ATTEMPTS)

Name (School)	Att.	Made	Pct.
1. Alex Raynor (Kentucky)	15	15	100.0
Ryan Fitzgerald (Florida State)	11	11	100.0
3. Jonah Delange (UAB)	20	19	95.0
4. Peyton Woodring (Georgia)	17	16	94.1
5. Gino Garcia (Texas Tech)	16	15	93.8
Laith Marjan (South Alabama)	16	15	93.8

SPECIAL TEAMS NOTEBOOK

WHERE GARCIA'S SEASON RANKS...

- Gino Garcia has been the standard for consistency so far this season as the senior kicker ranks tied for fifth in the FBS for field goal percentage among those with at least 10 attempts. Garcia is 15-of-16 on field goal attempts this season, which is on pace to rank among the all-time best in school history.
- Over the course of Texas Tech history, Texas Tech has had only three kickers finish with a field goal percentage of higher than 90 percent in a season. That list features Clayton Hatfield in 2016 (92.9), Trey Wolff in 2019 (90.9) and school record holder Jonathan Garibay in 2021 (93.8).

TECH SINGLE-SEASON LEADERS IN FG PERCENTAGE

Name (Year)	Att.	Made	Pct.
1. Gino Garcia (2024)	16	15	93.8
Jonathan Garibay (2021)	16	15	93.8
3. Clayton Hatfield (2016)	14	13	92.9
4. Trey Wolff (2019)	22	20	90.9
5. Clayton Hatfield (2018)	19	17	89.5

MORE ON GARCIA...

- Garcia is currently tied for fourth in the Big 12 for total field goals made as he only trails BYU's Will Ferrin (19-of-22), Arizona's Tyler Loops (16-of-20) and Iowa State's Kyle Konrardy (16-of-20), who have all multiple missed attempts this season. Utah's Cole Becker also has 15 made field goals this season with Garcia on 20 attempts.
- Dating back to the start of Big 12 play a year ago, Garcia has made 24 of his last 26 field goal attempts.
- Garcia connected on a 44-yard field goal at Iowa State to break the Texas Tech career mark for most-consecutive made field goals. His streak ended at 16-consecutive made field goals against Colorado as he was wide right on a 53-yard attempt just before halftime. He broke the previous record of 13 that was set twice previously by Clayton Hatfield in 2018 and then Jonathan Garibay in 2021.
- Prior to that miss, Garcia had connected on a similar 53-yard attempt, his fourth of 50 or more yards already in his Texas Tech career. Garcia became the first Red Raider in school history a year ago to connect on three or more field goals in a season of 50 yards or longer en route to earning honorable mention All-Big 12 accolades.
- Garcia, who was placed on scholarship by Joey McGuire prior to the first bowl practice last season, is 63-for-85 on field goal attempts over his career as he has connected from 48 yards or longer 10 times, including a career-long 59-yarder at Houston Baptist in 2021.



NATION'S MOST-EXPLOSIVE RETURNER

- Texas Tech will look for any way to get the ball into Drae McCray's hands as he ranks among the most explosive players in college football. McCray is one of only four kick returners in the FBS to boast multiple returns of 50 or more yards, joining Tulane's Rayshawn Pleasant, BYU's Keelan Marion and USC's Makai Lemon. McCray has five returns of at least 50 yards since his arrival at Texas Tech in 2023, which leads the FBS during that span.
- Both of those returns of more than 50 yards came in the season opener versus Abilene Christian as he brought back his first kickoff return of the season for 74 yards, marking the second-longest of his career, before escaping for 65 yards later in the third quarter. He finished with three returns for 165 yards at an impressive average of 55.0 yards.
- McCray, who has missed each of the last three games due to injury, is averaging 25.8 yards a kick return, which would rank 10th in the FBS and second in the Big 12 if he met the NCAA minimum for games played. He is averaging 27.0 yards a return over his career, which is tied for second nationally among active FBS players.
- McCray now ranks seventh all-time in program history with 1,026 career kick return yards in only 20 games as a Red Raider. McCray, who is 75 yards shy of matching Ivory McCann for sixth all-time in program history, became the seventh Red Raider to reach 1,000 kick return yards as a Red Raider. Of the six letterwinners ahead of him on the all-time kick return chart, all recorded at least 40 career attempts compared to only 38 thus far for McCray.

BE SPECIAL ON SPECIAL TEAMS

- Texas Tech is 18-of-20 overall on field goal attempts as the Red Raiders entered the season in the midst of a kicking competition between Gino Garcia and Reese Burkhardt. Texas Tech is one of 16 teams nationally with a field goal percentage above 90 percent this season and one of two from the Big 12.
- Burkhardt has also handled kickoff duties for a second-consecutive season as he has sailed 43-of-65 attempts for touchbacks (66.2 percent). That's a higher number from a year ago where he recorded a touchback on 40 of his 64 attempts (62.5 percent).
- Texas Tech has a new punter for the first time since 2019 following the graduation of Austin McNamara, who ended his career with the highest average in program history. Jack Burgess has been tabbed to fill his shoes as the Australian arrived following two seasons at Weber State. Burgess has been called on to punt 39 times this season as he is averaging 42.0 yards an attempt with 15 of his attempts downed inside the 20 so far this season.





WELCOME TO THE THREE STRIPE LIFE

- Texas Tech will have a new footwear, uniform, apparel and accessory partner beginning with the 2024 season after signing a 10-year agreement with adidas. The collaboration comes as part of adidas’ evolving work with brand partner and Texas Tech alumnus Patrick Mahomes II, who will be the first adidas athlete to have his logo featured on official collegiate apparel. Texas Tech and adidas have already launched co-branded apparel featuring Mahomes’ signature Gladiator logo.
- On a busy day in college athletics, the Texas Tech and adidas announcement reached 17 million users across social media platforms as part of a large-scale unveiling that incorporated “ripping the tape” off the partnership, a reference to the shirt Mahomes infamously wore the 2019 Men’s Final Four.
- As part of the partnership, all eligible student-athletes at Texas Tech will have the opportunity to join the brand’s historic NIL Ambassador Network, which gives all student-athletes at adidas-partnered Division I schools the chance to benefit from their Name, Image and Likeness. Since its inception, over 12,000 student-athletes nationwide across a variety of sports have participated in the network, earning a percentage of the sales they drive for key products and campaigns.

HUDSON JOINS TEAM MAHOMES NIL

- adidas and Patrick Mahomes made noise prior to the season after announcing the signing of six Texas Tech student-athletes, including freshman phenom wide receiver Micah Hudson, to NIL deals. They are the inaugural cohort of Team Mahomes, the three-time Super Bowl Champion’s NIL initiative with adidas.
- The six Red Raiders were welcomed to Team Mahomes on Aug. 23 with a surprise visit by Mahomes to Texas Tech’s

campus and were gifted customized Mahomes gear. The student-athletes joining Team Mahomes will participate in brand marketing campaigns, including for Mahomes’ signature shoe and apparel line with adidas.

- In addition to Hudson, adidas and Mahomes selected NiJaree Canady - the reigning USA Softball National Player of the Year - as well as Jasmine Shavers (women’s basketball), Matthew Comegys (men’s golf), Sam Courtwright (soccer) and TJ Pompey (baseball) to Team Mahomes.

MAHOMES GLADIATOR UNIFORM REVEALED

- adidas and Patrick Mahomes have unveiled a new Texas Tech football uniform that features Mahomes’ signature “Gladiator” logo — one of the first times in history that an athlete’s personal brand has been included in official on-field apparel. The Red Raiders will wear the Mahomes Strategy uniform (pictured below) for the first time at home against Colorado this Saturday.
- The Mahomes Strategy uniform features a Dark Grey tackle swill with printed metallic films and Power Red accents. Inspired by the 45-degree bevel found across Texas Tech’s campus and the angular nature of Mahomes’ iconography, the helmet, logos and numbers are displayed in a metallic film with galvanized finishes.
- Texas Tech’s Mahomes Strategy uniform is the latest addition to the partnership between adidas, Mahomes and Texas Tech that has repeatedly established new firsts in collegiate athletics and NIL. In addition to the uniform unveil, there are several other product offerings for Red Raiders fans included in the new Texas Tech x Patrick Mahomes collection, including a Dark Grey quarter-zip, fleece hoodie and new colorway of the Ultraboost 5X — all featuring Mahomes’ Gladiator logo.



UNIFORM TRACKER

Over the past decade, Texas Tech has been among the most innovative teams in the country related to team uniforms. Here’s a look at Texas Tech’s record in various uniform combinations since the start of the 2000 season.

Helmet-Jersey-Pants	2024	Record
Black-Red-Black	1-1	30-7
White-White-White	0-1	12-10
Black-Black-Black	1-0	36-22
Black-White-Black	--	24-24
Black-Black-White	--	7-5
Black-Red-Red	1-0	19-2
Black-White-White	--	15-18
Black-White-Red	0-1	4-6
Red-White-Red	--	2-4
Black-Red-White	1-0	6-1
White-Black-White	--	2-2
Red-White-Black	--	1-3
Gray-White-Gray	--	1-3
Red-Red-Red	--	1-2
White-Red-Red	--	1-2
White-White-Red	--	0-2
Red-White-White	--	1-1
Black-Gray-Black	--	1-0
Black-Black-Gray	--	1-0
Gray-Gray-Gray	--	1-0
Black-Black-Red	--	0-1
White-White-Black	2-0	3-0
White-Red-White	--	1-0
Red-Red-White	--	1-0
Red-Red-Black	--	0-1
Red-Black-White	--	0-1
Red-Black-Black	--	1-0
Black-White-Gray	--	0-1

Specialty Uniforms

Throwbacks 2014-23		5-9
adidas Gladiator Strategy (2024)	0-1	0-1
Wounded Warrior (2010)		1-0
Wounded Warrior (2011)		0-1
Lone Star Pride (2012)		0-1
Lone Survivor (2013)		0-1
Lone Star Pride (2013)		0-1
White Ombre’ (2014)		0-1
Lone Star Pride (2014)		0-1
Black Ombre’ (2014)		0-1

2024 UNIFORM TRACKER

Opponent	Combo	Result
Abilene Christian	Black-Red-Black	W, 52-51 (OT)
at Washington State	White-White-White	L, 16-37
North Texas	Black-Red-White	W, 66-21
Arizona State	Black-Red-Red	W, 30-22
Cincinnati	Black-Black-Black	W, 44-41
at Arizona	White-White-Black	W, 28-22
Baylor	Black-Red-Black	L, 35-59
at TCU	Black-White-Red	L, 34-35
at Iowa State	White-White-Black	W, 23-22
Colorado	adidas Strategy	L, 27-41
at Oklahoma State		
West Virginia		

JOEY MCGUIRE FILE

Hometown	Crowley, Texas
Education	Texas-Arlington '95 (Kinesiology)
Wife	Debbie
Children	Daughter: Raegan; Son: Garret

COACHING HISTORY

Year	Position
2022-present	Texas Tech Head Coach
2020-21	Baylor Assoc. Head Coach (Outside Linebackers)
2019	Baylor Associate Head Coach (Defensive Ends)
2017-18	Baylor Assistant Coach (Tight Ends)
2003-16	Cedar Hill High School Head Coach
1997-02	Cedar Hill High School Assistant Coach
1995-96	Crowley High School Assistant Coach

BOWL GAMES (5)

2023	Radiance Technologies Independence Bowl
2022	TaxAct Texas Bowl
2021	Allstate Sugar Bowl*
2019	Allstate Sugar Bowl
2018	Academy Sports + Outdoors Texas Bowl

* bowl came after he already accepted the Texas Tech position.

RECORD vs. OPPONENTS

Opponent	Overall	Home	Away	Neutral
Abilene Christian	1-0	1-0	0-0	0-0
Arizona	1-0	0-0	1-0	0-0
Arizona State	1-0	1-0	0-0	0-0
Baylor	1-2	0-2	1-0	0-0
BYU	0-1	0-0	0-1	0-0
California	1-0	0-0	0-0	1-0
Cincinnati	1-0	1-0	0-0	0-0
Colorado	0-1	0-1	0-0	0-0
Houston	2-0	2-0	0-0	0-0
Iowa State	2-0	0-0	2-0	0-0
Kansas	2-0	1-0	1-0	0-0
Kansas State	0-2	0-1	0-1	0-0
Murray State	1-0	1-0	0-0	0-0
N.C. State	0-1	0-0	0-1	0-0
North Texas	1-0	1-0	0-0	0-0
Oklahoma	1-0	1-0	0-0	0-0
Oklahoma State	0-1	0-0	0-1	0-0
Ole Miss	1-0	0-0	0-0	1-0
Oregon	0-1	0-1	0-0	0-0
Tarleton State	1-0	1-0	0-0	0-0
TCU	1-2	1-0	0-2	0-0
Texas	1-1	1-0	0-1	0-0
UCF	1-0	1-0	0-0	0-0
Washington State	0-1	0-0	0-1	0-0
West Virginia	1-1	1-0	0-1	0-0
Wyoming	0-1	0-0	0-1	0-0

RECORD vs. CONFERENCES

Conference	Overall	Home	Away	Neutral
American	2-0	2-0	0-0	0-0
ACC	0-1	0-0	0-1	0-0
Big Ten	0-0	0-0	0-0	0-0
Big 12	14-11	9-4	5-7	0-0
Conference USA	0-0	0-0	0-0	0-0
FBS Independents	0-0	0-0	0-0	0-0
Mid-American	0-0	0-0	0-0	0-0
Mountain West	0-1	0-0	0-1	0-0
Pac-12	1-2	0-1	0-1	1-0
SEC	1-0	0-0	0-0	1-0
Sun Belt	0-0	0-0	0-0	0-0
FCS Opponents	3-0	3-0	0-0	0-0



HEAD COACH JOEY MCGUIRE

THE HALL OF FAMER

■ There likely isn't a power-five football program in the state of Texas with better ties to its high school coaches than at Texas Tech as McGuire hired six members of his charter coaching staff that have ties to the Texas High School Coaches Association (THSCA). McGuire, himself, is already a legend at the prep level as a member of the THSCA Hall of Honor and the Texas High School Football Hall of Fame.

■ McGuire, owner of three state titles as head coach of Cedar Hill High School in the Dallas-Fort Worth metroplex, was inducted into the THSCA Hall of Honor (THSCA) in 2020 and then the Texas High School Football Hall of Fame in 2022 in the months after accepting the Texas Tech position. McGuire is still an avid speaker at the annual THSCA Convention and regularly hosts clinics for high school coaches each year.

NOT THE ONLY COACH IN THE FAMILY

■ Turn on a television any weekend this fall and you could possibly see another McGuire roaming the sidelines as Garret McGuire is entering his second season as the wide receivers coach at Nebraska. The younger McGuire previously played under his father at quarterback at Cedar Hill High School before enjoying four years as a backup quarterback at Baylor. He joined the coaching profession immediately after, serving as an offensive assistant under new Nebraska head coach Matt Rhule while with the NFL's Carolina Panthers.

■ Garret isn't the only McGuire building an impressive career, either, as Raegan McGuire is a fashion designer for AMUR in New York City. Her designs have been worn by several high-profile figures, including Natalie Biden, the granddaughter of President Joe Biden, as well as Taylor Swift during her spring 2023 Eras Tour.

AN NFL FRONT OFFICE

■ Under McGuire, Texas Tech's personnel department resembles an NFL front office, a unique approach in the world of college football. Texas Tech's personnel department is overseen by general manager James Blanchard, who was McGuire's first hire after accepting the Texas Tech position. Blanchard has the ability to offer any potential recruit he and his staff feel will fit at Texas Tech, allowing McGuire's coaching staff to prioritize player development.

■ The setup has paved the way for consecutive top-25 classes as the Red Raiders ranked as high as No. 23 each of the past two years by the likes of Rivals and On3.com. Texas Tech's 2023 class ranked as high as No. 23 nationally by Rivals, marking its highest-rated class in more than a decade. Its 2024 class, meanwhile, was the highest-rated class in the Big 12 at No. 23 overall, a testament to McGuire and his staff's ties to the state of Texas.

CEDAR HILL CONNECTIONS

■ McGuire made his name in the coaching profession during his 14 seasons leading Cedar Hill High School in the Dallas-Fort Worth metroplex. McGuire has had five former Cedar Hill standouts on the Texas Tech roster already during his tenure, including three this season in junior outside linebacker Charles Esters III, sophomore outside linebacker Harvey Dyson III and sophomore defensive back Jalon Peoples.

■ While he did not graduate from Cedar Hill, Jordan Brown attended the high school up until his senior year as he was a freshman when McGuire departed from Cedar Hill. His older brother, Laquionte Gonzalez, was on a Cedar Hill team under McGuire that played in the Class 6A state title game as a senior in 2012.



THE BRAND

The core tenant under McGuire revolves around The Brand, which stands for his desire that the Red Raiders be the "toughest, hardest-working, most-competitive team in the country." On his final interview for the Texas Tech position, McGuire described his vision for the Red Raider program using The Brand, which President Lawrence Schovanec said "describes West Texas."



WHAT'S NEXT!

Step into any Texas Tech practice and the phrase "What's Next" is one you'll hear early and often. No matter if something good or bad happens on the field, McGuire and his staff stress a "What's Next!" mentality, emphasizing that the focus should be on the next play or rep. And for reference, the phrase is always a statement, never a question, as evidenced by its exclamation point at its end.



TAKE THREE UNIVERSITY

McGuire, a defensive coach at heart, heavily utilizes the phrase "Take Three" as a program. The phrase has transformed into a rallying cry from the defense with in-house video production signaling "one," "two" or "three" each time the Red Raiders create a takeaway. McGuire, prior to each game, regularly wears a t-shirt designed for the defense that says "Take Three University."



ONE OF THE QUICKEST TO 21 WINS

■ Joey McGuire recorded his 21st win of his career at Iowa State, making him the quickest Texas Tech head coach to reach that mark since Steve Sloan from 1975-77. McGuire is the fourth head coach in program history to reach 21 wins in 35 or fewer games at Texas Tech, joining not only Sloan but also Pete Cawthon (23-12) and DeWitt Weaver (22-12-1).

HEAD COACHING RECORDS THROUGH 36 CAREER GAMES

Name	Record (36)	Game No. 37 Result
E.Y. Freeland	20-10-6	L, at WT Teachers
Grady Higgenbotham [*]	--	--
Pete Cawthon	24-12	W, vs. Simmons
Dell Morgan	17-18-1	W, at West Texas St.
DeWitt Weaver	22-12-1	W, vs. West Texas State
JT King	14-22	T, at Rice
Jim Carlen	21-15	W, vs. New Mexico
Steve Sloan [*]	23-12 [*]	--
Rex Dockery	15-16-2 [*]	--
Jerry Moore	9-25-2	W, at Texas A&M
David McWilliams [*]	--	--
Spike Dykes	20-15-1	W, at New Mexico
Mike Leach	21-15	W, vs. No. 3 Texas
Tommy Tuberville	20-16	L, vs. Baylor
Kliff Kingsbury	18-18	W, at Texas
Matt Wells [*]	13-17 [*]	--
Joey McGuire	21-15	--

^{*} designates head coaches who did not reach 36 games.

^{*} indicates final record as Texas Tech's head coach

BIG 12 VICTORIES UNDER MCGUIRE

■ The win at Iowa State marked Texas Tech's 14th victory already in Big 12 play under Joey McGuire, who was only the second head coach to win 14 of his first 22 league contests since the Red Raiders joined the Southwest Conference in 1960. Steve Sloan was also 15-6 at the same point in his Texas Tech tenure from 1975-77 before finishing 17-10 against SWC foes during his three seasons leading the Red Raiders.

■ McGuire has returned the Red Raiders to being one of the Big 12's most competitive teams as Texas Tech was 5-4 in each of his first two seasons, marking its first winning record in league play since 2009. In the 12 seasons since that 2009 campaign, the Red Raiders were only a combined 36-71 (.336) during Big 12 play with no seasons of at least a .500 record.

■ In its nearly 30 years as a Big 12 member, Texas Tech has never finished above .500 in league play over three consecutive seasons. The Red Raiders experienced a nine-year stretch from 2001-09 where Texas Tech, playing an eight-game conference schedule, recorded at least a 4-4 mark against its Big 12 opponents.

■ Texas Tech has finished with at least five conference wins in three straight years only once in its history from 1995-97 while transitioning from the Southwest Conference to the Big 12. That stretch coincided with a seven-year period with a winning conference record as Texas Tech finished above .500 in league play each year from 1991-97.

BEFORE & AFTER THE MCGUIRE ERA IN BIG 12 PLAY

Category	McGuire (2022-)	2010-21
Record	14-10	36-71
Winning Percentage	.583	.336
Winning League Records	2	0

THE BOOK ON FOURTH DOWNS

■ Much has been said about Joey McGuire's aggressive approach to fourth downs over his nearly three full seasons. That approach has evolved this season, though, as Texas Tech has gone for it on fourth down only 24 times, significantly less than the combined 89 attempts the past two seasons.

■ The Red Raiders have been among the most-aggressive teams on fourth downs under McGuire, converting 69 of their 113 attempts (.611) over his two-plus seasons. Texas Tech was 24-of-37 on fourth downs in 2023 after going 33-of-52 during McGuire's debut season in 2022.

■ Texas Tech currently leads the FBS for the most fourth-down conversions since 2022 as Red Raiders and Baylor (67) are the only schools over 65 during that span. Baylor leads the FBS with 122 fourth-down attempts during this span followed by the Red Raiders with 113 of their own.

■ It's not the fact that the Red Raiders are so daring under McGuire that's impressive. It's the fact that it's proven to be successful, too. The Red Raiders are a combined plus-127 over his two-plus seasons in the plus/minus scale, which is determined based on the result of Texas Tech's ongoing drive or points scored by an opponent on a failed attempt.

■ In total, the Red Raiders have gone for it on fourth down at least five times in 10 different games under McGuire. Texas Tech has converted at least one fourth down in 30 of 36 games under McGuire and has attempted at least one fourth down conversion in all but three games, including twice this year against Arizona State and Arizona.

RED RAIDERS ON FOURTH DOWN ATTEMPTS IN 2024

Game	4th Downs	Pts. Gained	Pts. Lost	+/-
Abilene Christian	1-3	7	14	-7
Washington State	1-5	0	17	-17
North Texas	1-1	7	0	+7
Arizona State	0-0	0	0	0
Cincinnati	0-1	0	7	-7
Arizona	0-0	0	0	0
Baylor	5-6	28	7	+21
TCU	2-2	7	0	+7
Iowa State	1-2	7	0	+7
Colorado	1-4	7	7	0
Oklahoma State	--	--	--	--
West Virginia	--	--	--	--
Totals	12-24	63	52	+11
2022 Totals	33-52	129	51	+78
2023 Totals	24-37	61	23	+38
McGuire totals	69-113	253	126	+127

FBS LEADERS IN 4TH-DOWN CONVERSIONS SINCE 2022

School	Conv.	Att.	Pct.
1. Texas Tech	69	113	.611
Baylor	68	122	.557
3. Air Force	61	90	.678
4. West Virginia	60	99	.606
5. North Texas	55	95	.579
6. Ole Miss	54	92	.587

NEWS & NOTES ON MCGUIRE...

■ McGuire became the first head coach in school history to win a bowl game in each of his first two seasons after the Red Raiders downed Cal in the Independence Bowl. Texas Tech previously knocked off Ole Miss to close his inaugural 2022 campaign at the TaxAct Texas Bowl.

■ McGuire is now only the second head coach in program history to lead the Red Raiders to bowl games in each of his first three seasons, joining the late Mike Leach, who pushed Texas Tech to a bowl game in each of his 10 seasons.

■ Texas Tech has hit the 40-point mark 10 times during McGuire's tenure as the Red Raiders are a perfect 10-0 in those games during his two-plus seasons.

■ There is defense in West Texas as Texas Tech is 13-1 overall under McGuire when holding opponents to 25 or fewer points. Texas Tech has limited its opponents to 25 or fewer points nine times during Big 12 play under McGuire and has done so in each of its two bowl victories.

RECORD BREAKDOWN

	2024	Big 12	McGuire
Overall	6-4	4-3	21-15
at Jones AT&T Stadium	4-2	2-2	14-5
in Away Games	2-2	2-1	5-10
in Neutral Site Games	0-0	0-0	2-0
Day Games	3-3	2-3	9-7
Night Games (6 p.m. start or later)	3-1	2-0	12-8
vs. Top 25 teams	1-1	1-1	4-7
vs. Top 10 teams	1-0	1-0	1-3
vs. Unranked Teams	5-3	3-2	17-8
Scoring first	6-1	4-1	16-5
Opponents score first	0-3	0-2	5-10
Leading at halftime	4-2	2-2	16-4
Trailing at halftime	1-2	1-1	3-11
Tied at halftime	1-0	1-0	2-0
Leading after third quarter	6-1	4-1	20-3
Trailing after third quarter	0-3	0-2	1-10
Tied after third quarter	0-0	0-0	0-2
Overtime games	1-0	0-0	4-1

Scoring less than 20 points	0-1	0-0	2-6
Scoring 20-29 points	2-1	2-1	3-4
Scoring 30-39 points	1-2	1-2	6-5
Scoring 40-49 points	1-0	1-0	6-0
Scoring 50+ points	2-0	0-0	4-0

Allowing less than 20 points	0-0	0-0	7-0
Allowing 20-29 points	4-0	3-0	9-3
Allowing 30-39 points	0-2	0-1	2-7
Allowing 40+ points	2-2	1-2	3-5

Rushing for less than 100 yards	0-0	0-0	0-2
Rushing for 100-199 yards	4-4	3-3	14-13
Rushing for 200+ yards	2-0	1-0	7-0
Passing for less than 300 yards	4-2	4-2	14-10
Passing for 300-399 yards	2-2	0-1	5-5
Passing for 400+ yards	0-0	0-0	2-0

Less than 300 yards of total offense	0-0	0-0	1-1
Totaling 300-399 yards of offense	3-1	3-1	6-6
Totaling 400-499 yards of offense	1-3	1-2	8-7
Totaling 500-599 yards of offense	2-0	0-0	5-1
Totaling 600+ yards offense	0-0	0-0	1-0

Allowing less than 100 yards rushing	1-1	1-1	7-1
Allowing 100-199 yards rushing	5-1	3-1	10-7
Allowing 200+ yds rushing	0-2	0-1	4-7
Allowing less than 200 yards passing	0-1	0-0	2-8
Allowing 200-299 yards passing	3-2	2-2	11-5
Allowing 300-399 yards passing	1-1	1-1	5-2
Allowing 400+ yards passing	2-0	1-0	3-0
Allowing less than 300 yards offense	0-0	0-0	2-3
Allowing 300-399 yards offense	2-1	1-1	7-2
Allowing 400-499 yards of offense	2-2	2-1	7-8
Allowing 500+ yards of offense	2-1	1-1	5-2

Leading turnover margin	5-1	3-1	12-3
Trailing turnover margin	0-3	0-2	5-12
Tied in turnover margin	1-0	1-0	4-0
Having 0 takeaways	0-2	0-2	3-7
Having 1 takeaway	2-1	1-0	6-5
Having 2 takeaways	2-0	2-0	6-2
Having 3 or more takeaways	2-1	1-1	6-1
Having 0 turnovers	2-0	1-0	7-1
Having 1 turnover	2-0	1-0	7-3
Having 2 turnovers	2-2	2-2	5-2
Having 3 or more turnovers	0-2	0-1	2-9
Leading in time of possession	2-3	1-3	12-6
When trailing in time of possession	4-1	3-0	9-9

TEXAS TECH QUICK FACTS

TEXAS TECH UNIVERSITY

Location	Lubbock, Texas
Founded	1923
Enrollment	41,045
Chancellor	Dr. Tedd Mitchell
President	Dr. Lawrence Schovanec
Director of Athletics	Kirby Hocutt
Faculty Athletics Representative	Brian Shannon
NCAA Affiliation	Division I
Athletics Conference	Big 12 (Charter Member)
Nickname	Red Raiders
Official Mascot	Masked Rider (horse and rider)
Unofficial Mascot	Raider Red (cartoon figure)
Colors	Scarlet (PMS 485c) & Black (Process Black)
Band	Goin' Band From Raiderland (400 members)

TEAM HISTORY

First Year of Football	1925
Conference Championships	11
Bowl Appearances/Record	41 (17-23-1)
8+ win seasons (most recent)	27 (2022, 8-5)
9+ win seasons (most recent)	14 (2009, 9-4)
10+ win seasons (most recent)	6 (2008, 11-2)
Most wins in single season	11 (1953, 1973, 2008)


STADIUM INFORMATION

Stadium (Capacity)	Jones AT&T Stadium (60,229)
Stadium Luxury Suites	102
Stadium Club Seats	1,644
Stadium Surface	Hellas Matrix Helix (installed 2023)

TEXAS TECH SUPPORT STAFF

Head Strength & Conditioning Coach	Lance Barilow (3rd Season)
Sr. Assoc. S&C Coach	Aaron Hall (3rd Season)
Assoc. S&C Coach	Brandon Lee (4th Season)
Asst. S&C Coach	Brandyn Musgrave (3rd Season)
Asst. S&C Coach	Khalid Blount (2nd Season)
Associate A.D./Head Athletic Trainer	Michael Ramirez (8th Season)
Associate Athletic Trainer	Jordan Shimoda (2nd Season)
Assistant Athletic Trainer	Steven Lapso (4th Season)
Assistant Athletic Trainer	Erika Dean (2nd Season)
Applied Sports Scientist for Football	R.J. Torres (3rd Season)
Senior Analyst/Asst. QB Coach	Kirk Bryant (3rd Season)
Asst. ST Coord./Specialists Coach	Tyler Schovanec (3rd Season)
Asst. Running Backs Coach	Trent Vasey (3rd Season)
Asst. Defensive Backs Coach	Ryan Conry (3rd Season)
Asst. Inside Linebackers Coach	Taylor Young (1st Season)
G.A./Asst. OL Coach	Jackson Kimble (1st Season)
G.A./Asst. WR Coach	Tito Overton (1st Season)
G.A./Asst. Secondary Coach	Jah' Shawn Johnson (3rd Season)
G.A./Asst. Defensive Line Coach	Cole Maxwell (2nd Season)
Analyst	Darcel McBeth (1st Season)
Associate A.D./Football Admin.	Antonio Huffman (6th Season)
Director of Football Operations	Quintin Jordan (3rd Season)
Director of Player Development	Dave Martin (3rd Season)
Director of Player Personnel	James Blanchard (3rd Season)
Director of Scouting	Brian Nance (3rd Season)
Assistant A.D./Head Dietitian	Hannah Petersen (3rd Season)
Assistant Football Dietitian	Gentry Hicks (2nd Season)
Assistant A.D./Equipment Operations	Zane Perry (20th Season)
Head Football Equipment Manager	Cayman Ancell (8th Season)
Director of Football Video	Eric Gerald (9th Season)

TEXAS TECH COACHING STAFF



ZACH KITTLEY

Offensive Coordinator/Quarterbacks
3rd Season at Tech
Game Day Location: Sideline

Career Breakdown: Kittley returned to his alma mater to put together a strong debut season as the Red Raiders averaged 34.2 points per game and 461.4 yards of total offense per game despite using three

different starting quarterbacks in 2022. Kittley has worked with a pair of NFL quarterbacks during his short coaching career, first with Patrick Mahomes II at Texas Tech and then Bailey Zappe at both Houston Baptist and Western Kentucky.



KENNY PERRY

Associate Head Coach/Special Teams
Coordinator/Running Backs
3rd Season at Tech
Game Day Location: Sideline

Career Breakdown: Perry, a legendary high school head coach in the DFW metroplex, had one of the nation's top running backs in 2023 with Tahj Brooks to go with the

reliability on special teams with punter Austin McNamara and kicker Gino Garcia. Perry spent 14 years as a high school head coach, finishing 67-22 over his final seven seasons at Arlington Bowie alone. He is a former member of the THSCA Board of Directors.




JOSH BOOKBINDER

Inside Linebackers
3rd Season at Tech
Game Day Location: Pressbox

Career Breakdown: Bookbinder was among Joey McGuire's first hires at Texas Tech after the two previously served on the defensive staff at Baylor (2019-21). Texas Tech surrendered only 26.0 points per game in

2023 as Bookbinder navigated around an injury to starter Jacob Rodriguez in the season opener, only for freshman Ben Roberts to develop into the Red Raiders' leading tackler and an All-American. Bookbinder is the grandson of legendary Baylor head coach Grant Teaff.



ZARNELL FITCH

Defensive Line
3rd Season at Tech
Game Day Location: Sideline

Career Breakdown: Fitch, another one-time Texas High School Coaches Association member, is no stranger to the Big 12 as he previously served in a similar role at TCU prior to his arrival in Lubbock. Fitch has

mentored 13 players who have earned All-Big 12 honors during his career, a list that features Texas Tech's Tony Bradford Jr. and Jaylon Hutchings, who were one of only three FBS duos to record at least 30 pressures each in 2022.



CLAY MCGUIRE

Offensive Line Coach
1st Season at Tech
Game Day Location: Sideline

Career Breakdown: McGuire (no relation to Joey McGuire) returned to his alma mater following two seasons as the offensive line coach at Washington State, his second stint with the Cougars after serving in a

similar capacity for six years under Mike Leach from 2012-17. Under his tutelage, Cody O'Connell became a two-time All-America selection, and the second unanimous All-American in Washington State history in 2016 and was the school's first Outland Trophy finalist.



TIM DERUYTER

Defensive Coordinator
3rd Season at Tech
Game Day Location: Pressbox

Career Breakdown: DeRuyter arrived in Lubbock having served as a defensive coordinator or a head coach in each of the past 21 seasons. In 2023, the Red Raiders allowed only 26.0 points per game - their

lowest average since 2009 - en route to their second-consecutive season with a winning Big 12 record. The previous season saw Tyree Wilson selected in the first round of the NFL Draft. DeRuyter was previously the head coach at Fresno State from 2012-16.




C.J. AH YOU

Outside Linebackers
3rd Season at Tech
Game Day Location: Sideline

Career Breakdown: Ah You mentored Tyree Wilson to first team All-America honors during his debut season on the Red Raider staff as Texas Tech, behind Wilson the Red Raiders ranked in the top 20 nationally for

tackles for loss. His hiring marked his return to the Big 12 where he previously starred at Oklahoma (2005-06) before enjoying a six-year NFL career with the St. Louis Rams.



JOSH COCHRAN

Running Game Coordinator/Tight Ends
3rd Season at Tech
Game Day Location: Pressbox

Career Breakdown: Cochran shifted over to coach the tight ends under Joey McGuire after spending the previous two seasons as the co-offensive coordinator and offensive line coach at Austin Peay.

Cochran, who was named in July 2022 to Dave Campbell's Texas Football "40 under 40" coaches list, is a one-time THSCA member as he began his career in the prep ranks at Lindale High School in East Texas.



JUSTIN JOHNSON

Assistant Head Coach/Passing Game
Coordinator/Receivers
2nd Season at Tech
Game Day Location: TBD

Career Breakdown: Johnson, nicknamed "Coach Juice" throughout his career, arrived in Lubbock after a three-year stint at Baylor. Johnson oversaw the running

backs room at both Baylor and then Houston, his alma mater, in 2019, but returns to coaching wide receivers with the Red Raiders. He previously was the wide receivers coach at Kansas in 2018, the same position he starred at during his own four-year career at Houston.



MARCEL YATES

Passing Game Coordinator/Secondary
3rd Season at Tech
Game Day Location: Sideline

Career Breakdown: Yates, a former defensive coordinator at both Boise State and Arizona, mentored Dadrion Taylor-Demerson, who earned second Team All-Big 12 honors in 2023 and was selected in the

fourth round of the 2024 NFL Draft by the Arizona Cardinals. The Red Raiders allowed only 29.2 points per game in Yates' debut season in 2022 before improving to 26.0 points in 2023. Yates arrived in Lubbock from Oregon where he was the secondary and passing game coordinator during the 2021 season. He has worked alongside defensive coordinator Tim DeRuyter each of the past three seasons at both Cal and Oregon.

NUMERICAL ROSTER

NO	PLAYER	POS	HT	WT	YR-EX	HOMETOWN (HIGH SCHOOL)
0	Bralyn Lux^	DB	5-11	185	Sr-1L	San Jose, Calif. (King's Academy)
0	Cam'Ron Valdez	RB	5-9	200	Jr-2L	Rockdale, Texas (Rockdale)
1	Micah Hudson	WR	6-0	195	Fr-HS	Temple, Texas (Lake Belton)
1	A.J. McCarty	DB	6-0	190	Jr-RS	Brownwood, Texas (Brownwood)
2	Behren Morton	QB	6-2	220	Jr-2L	Eastland, Texas (Eastland)
2	Jalon Peoples	DB	5-11	195	So-SQ	Cedar Hill, Texas (Cedar Hill)
3	Josh Kelly^	WR	6-1	195	Sr-TR	Fresno, Calif. (San Joaquin Memorial)
3	Bryce Ramirez	LB	6-2	235	Sr-2L	Missouri City, Texas (George Ranch)
4	Jordan Brown	WR	5-11	185	Sr-2L	Dallas, Texas (DeSoto)
4	Maurion Horn	DB	5-11	180	So-1L	Broken Arrow, Okla. (Broken Arrow)
5	Caleb Douglas	WR	6-4	205	Jr-TR	Missouri City, Texas (Hightower)
5	Quincy Ledet Jr.^	DL	6-2	315	Sr-1L	Orange, Texas (West Orange-Stark)
6	John Curry	LB	6-2	225	Fr-RS	Lubbock, Texas (Coronado)
6	Kelby Valsin	WR	6-1	195	Fr-RS	Arlington, Texas (Bowie)
7	Cameran Brown	QB	6-2	230	So-TR	Byron, Ga. (Northside Warner Robins)
7	Brenden Jordan	DB	6-0	210	So-1L	Mansfield, Texas (Mansfield)
8	E'Maurion Banks	DL	6-5	300	Jr-1L	Wichita Falls, Texas (Rider)
8	Coy Eakin	WR	6-2	210	So-1L	Stephenville, Texas (Stephenville)
9	C.J. Baskerville	DB	6-3	210	Sr-1L	North Richland Hills, Texas (Richland)
10	Drae McCray	WR	5-9	185	Sr-1L	Tallahassee, Fla. (North Florida Christian)
10	Jacob Rodriguez	LB	6-1	230	Jr-1L	Wichita Falls, Texas (Rider)
11	Charles Esters III	OLB	6-3	260	Jr-1L	Cedar Hill, Texas (Cedar Hill)
11	T.J. West	WR	6-1	200	Fr-RS	Houston, Texas (Humble)
12	Jalin Conyers	TE	6-4	265	Sr-TR	Gruver, Texas (Gruver)
12	Macho Stevenson	DB	6-1	190	Fr-RS	Shreveport, La. (Captain Shreve)
13	Brady Boyd	WR	6-1	195	Jr-1L	Southlake, Texas (Southlake Carroll)
13	Ben Roberts	LB	6-3	230	So-1L	Haslet, Texas (Eaton)
14	Joseph Adedire	OLB	6-3	265	Jr-2L	Mansfield, Texas (Mansfield Summit)
14	Drew Hocutt	WR	6-0	185	Sr-2L	Lubbock, Texas (Frenship)
15	Will Hammond	QB	6-2	205	Fr-HS	Austin, Texas (Hutto)
15	Oliver Miles III	DB	6-2	190	Fr-HS	El Campo, Texas (El Campo)
16	Ashton Hampton	DB	6-0	165	Fr-HS	Pearland, Texas (Pearland)
17	Isaac Smith	OLB	6-6	260	Jr-1L	Wagoner, Okla. (Wagoner)
17	Jake Strong	QB	6-1	205	Fr-RS	Justin, Texas (Northwest)
18	L.J. Johnson Jr.	WR	5-10	180	Fr-HS	Madisonville, Texas (Madisonville)
18	JohnCarlos Miller II	TE	6-5	240	Jr-TR	Greensboro, N.C. (Dudley)
19	Dylan Spencer	OLB	6-5	245	So-1L	Orange, Texas (C.E. King)
19	Haydon Wiginton	WR	5-11	195	Jr-SQ	Midlothian, Texas (Heritage)
20	J'Koby Williams	RB	5-10	180	Fr-HS	Beckville, Texas (Beckville)
21	Jordan Sanford	DB	6-0	195	So-1L	Arlington, Texas (Mansfield Timberview)
22	Devynn Cromwell	DB	6-0	200	Sr-TR	Toronto, Ontario, Canada (Clarkson Football North)
23	JMaury Davis	DB	5-11	190	Fr-RS	Clarendon, Texas (Clarendon)
23	Adam Hill	RB	6-1	215	Fr-HS	Albany, Texas (Albany)
24	Malik Esquerria	DB	6-3	195	Fr-HS	Killeen, Texas (Shoemaker)
25	Chapman Lewis	DB	6-1	180	So-1L	Burleson, Texas (Burleson Centennial)
26	Sammy Morris IV	DB	6-1	200	Jr-SQ	Prosper, Texas (Prosper)
27	Isaiah Collins	DB	6-3	190	Fr-HS	Huntsville, Texas (Huntsville)
27	Javeon Wilcox	DB	6-0	205	Fr-TR	Temple, Texas (Lake Belton)
28	Tahj Brooks^	RB	5-10	230	Sr-4L	Manor, Texas (Manor)
28	Peyton Morgan	DB	6-0	180	Fr-HS	Round Rock, Texas (Pflugerville Weiss)
29	Chief Collins	DB	5-11	195	Jr-1L	Lucas, Texas (Lovejoy)
30	Mikal Harrison-Pilot	DB	6-0	210	Fr-TR	Temple, Texas (Temple)
30	Jackson Knotts	LS	5-11	195	Sr-3L	Plant City, Fla. (Plant City)
31	Joseph Plunk	DB	5-10	180	Sr-2L	Amarillo, Texas (Tascosa)
32	Jaden Morris	RB	5-11	205	So-SQ	Arlington, Texas (Lamar)
32	Cheta Ofili	OLB	6-4	225	Fr-HS	Rowlett, Texas (Sachse)
33	Cameron Dickey	RB	5-10	215	Fr-HS	Austin, Texas (Crockett)
33	Harvey Dyson III	OLB	6-3	250	So-1L	Cedar Hill, Texas (Cedar Hill)
34	Trent Low	LB	6-1	220	Sr-1L	Midland, Texas (Midland Lee)
35	Miquel Dingle Jr.	LB	6-2	220	Fr-RS	Charleston, S.C. (Byrnes)
36	Justin Horne	LB	6-0	220	Fr-RS	New Orleans, La. (John Curtis Christian)
37	Curtis Murillo	WR	6-1	190	Fr-RS	El Paso, Texas (Eastwood)
37	Miles Thompson	DB	5-11	175	Fr-RS	Cedar Rapids, Iowa (Washington)
38	Reese Burkhardt	K	6-1	200	Sr-1L	Andalusia, Ala. (Andalusia)
38	Anthony White	DB	6-0	195	Fr-RS	Abernathy, Texas (Abernathy)
39	Luke Dillingham	DB	6-1	205	Jr-SQ	Brock, Texas (Brock)
39	Charles Robinson	TE	6-0	250	Jr-SQ	Lubbock, Texas (Coronado)
40	Wesley Smith	LB	5-10	220	So-1L	Midland, Texas (Legacy)
41	Jack Burgess	P	6-3	215	Jr-TR	Bacchus Marsh, Victoria, Australia (St. Patrick's College)

NUMERICAL ROSTER

NO	PLAYER	POS	HT	WT	YR-EX	HOMETOWN (HIGH SCHOOL)
42	Marcus Ramon-Edwards	DB	6-3	225	Fr-RS	Lubbock, Texas (Trinity)
43	Chris Lemons	LB	6-2	210	Fr-RS	Prosper, Texas (Prosper)
45	Terrell Tilmon	OLB	6-5	235	Jr-1L	Mansfield, Texas (Mansfield Timberview)
46	Isaiah Crawford	OLB	6-4	225	Fr-RS	Post, Texas (Post)
47	Rylan Vagana	LS	6-0	210	Fr-HS	Huntington Beach, Calif. (Mater Dei)
48	Gage Elder	LB	5-11	220	Jr-SQ	Rockwall, Texas (Rockwall)
48	Stone Harrington	K	6-3	195	So-SQ	Colleyville, Texas (Colleyville)
50	Eddy Smith	OLB	6-6	270	Fr-HS	Pearland, Texas (Pearland Dawson)
51	Jayden Cofield	DL	6-2	310	Fr-RS	Austin, Texas (Manor)
52	De'Braylon Carroll^	DL	6-0	300	Sr-TR	Duncanville, Texas (Duncanville)
53	Holton Hendrix	OL	6-4	300	Fr-HS	Lubbock, Texas (Lubbock Cooper)
54	Kaden Carr	OL	6-6	320	Fr-RS	Canadian, Texas (Lubbock Cooper)
56	Davion Carter^	OL	6-0	295	Sr-TR	Pearl, Miss. (Pearl)
58	Tanner Allen	DL	6-3	285	So-SQ	Bryan, Texas (Bryan)
60	Nick Fattig	OL	6-4	290	Fr-RS	League City, Texas (Clear Springs)
62	Tyler Murray	OL	6-4	295	Fr-HS	San Antonio, Texas (Brandeis)
63	Dylan Shaw	OL	6-4	315	Fr-RS	Corpus Christi, Texas (Flour Bluff)
64	Jurrien Loftin	OL	6-5	315	So-SQ	Aledo, Texas (Aledo)
65	D'Anthis Upshaw Jr.	OL	6-5	280	Fr-HS	Irving, Texas (Irving)
66	Jackson Hildebrand	OL	6-2	285	Fr-HS	San Antonio, Texas (Alamo Heights)
67	Dalton Merryman	OL	6-9	305	Jr-SQ	Montgomery, Texas (Montgomery)
68	Jaxon Hughes^	OL	6-6	310	Sr-TR	Greensboro, N.C. (Northern Guilford)
69	Caleb Rodkey	OL	6-4	315	Jr-1L	Missouri City, Texas (Ridge Point)
70	Jacob Ponton	OL	6-8	280	Fr-HS	Dripping Springs, Texas (Dripping Springs)
71	Vinny Sciury	OL	6-4	305	Sr-TR	Massillon, Ohio (Perry)
72	Sheridan Wilson	OL	6-5	300	So-SQ	Argyle, Texas (Argyle)
73	Garrett Morphis	OL	6-4	300	Fr-RS	Monticello, Ark. (Waco Midway)
74	Daniel Sill	OL	6-5	315	Fr-RS	College Station, Texas (A&M Consolidated)
75	Ty Buchanan	OL	6-6	305	Jr-2L	Corpus Christi, Texas (Calallen)
76	Caleb Rogers^	OL	6-5	310	Sr-4L	Mansfield, Texas (Lake Ridge)
77	Maurice Rodrigues	OL	6-7	335	Jr-TR	Pasadena, Calif. (Pasadena)
78	Ellis Davis	OL	6-7	290	Fr-HS	Prosper, Texas (Prosper)
79	Sterling Porcher	OL	6-4	315	Sr-TR	Sumter, S.C. (Sumter)
80	Mason Tharp	TE	6-9	270	Sr-3L	Klein, Texas (Klein)
82	Price Morgan	WR	5-11	190	Jr-TR	Round Rock, Texas (Pflugerville Weiss)
83	Jack Esparza	TE	6-4	250	So-SQ	Austin, Texas (St. Michael's Catholic)
84	D.J. Crest	WR	6-3	190	Fr-RS	El Paso, Texas (Parkland)
85	Aiden Meeks	WR	5-10	180	Fr-RS	Rockwall, Texas (Rockwall)
86	Tyson Turner	WR	6-2	210	Fr-HS	Bryan, Texas (Bryan)
88	Trey Jackson	TE	6-5	230	Fr-HS	Dallas, Texas (South Oak Cliff)
88	Amier Washington	OLB	6-2	270	Fr-RS	Orange, Texas (Little Cypress-Mauriceville)
89	Jason Llewellyn	TE	6-5	265	So-TR	Aledo, Texas (Aledo)
90	Ansel Nedore	OLB	6-3	265	Fr-RS	Round Rock, Texas (Round Rock)
91	James Hansen^	DL	6-2	315	Sr-TR	Fontana, Calif. (Kaiser)
92	Kasen Long	OLB	6-5	260	Fr-HS	Shallowater, Texas (Shallowater)
94	Brayton Rigsby	DL	6-2	295	Fr-RS	Woodville, Texas (Woodville)
95	Trevon McAlpine	DL	6-3	305	So-1L	Saraland, Ala. (Saraland)
96	Keyshawn Williams	DL	6-3	310	Fr-HS	Houston, Texas (Dekaney)
97	Charles Anderson Jr.	OLB	6-6	265	Fr-HS	Houston, Texas (Pearland Dawson)
98	Kendall Allen	DL	6-3	265	Fr-HS	Tyler, Texas (Chapel Hill)
99	Sam Carrell	OLB	6-4	270	Jr-SQ	Albuquerque, N.M. (Sandia)
99	Gino Garcia^	K	6-2	215	Sr-1L	Richardson, Texas (Pearce)

PHONETIC ROSTER visit the [TexasTech.com](#) football roster page for audio pronunciations powered by The Name Engine



•0 Bralyn Lux - <i>BRAY-Lin</i>	•14 Joseph Adedire - <i>uh-DAY-dee-ray</i>	•37 Curtis Murillo - <i>mer-ILL-low</i>	•71 Vinny Scuiry - <i>SKIR-ee</i>
•0 Cam'Ron Valdez - <i>CAM-ron</i>	•14 Drew Hocutt - <i>HOE-cutt</i>	•41 Jack Burgess - <i>BER-jess</i>	•73 Garrett Morphis - <i>MORE-fiss</i>
•2 Behren Morton - <i>BARE-en</i>	•19 Haydon Wiginton - <i>HAY-dun, WIG-in-tun</i>	•45 Terrell Tilmon - <i>ter-ELL, TILL-min</i>	•77 Maurice Rodrigues - <i>more-EECE, rod-REE-gez</i>
•2 Jalon Peoples - <i>JAY-lin</i>	•22 Devynn Cromwell - <i>DEV-in, CRAHM-well</i>	•47 Rylan Vagana - <i>RYE-len, vuh-GAH-nuh</i>	•79 Sterling Porcher - <i>pore-SHAY</i>
•4 Maurion Horn - <i>MAR-ee-ahn</i>	•23 JMaury Davis - <i>juh-MAR-ee</i>	•52 De'Braylon Carroll - <i>duh-BRAY-lin</i>	•83 Jack Esparza - <i>eh-SPAR-zuh</i>
•5 Quinic Ledet Jr. - <i>luh-DETT</i>	•24 Malik Esquerra - <i>muh-LEEK, eh-SCARE-uh</i>	•56 Davion Carter - <i>DAY-vee-on</i>	•89 Jason Llewellyn - <i>loo-ELL-in</i>
•6 Kelby Valsin - <i>VAL-sin</i>	•27 Javeon Wilcox - <i>JAY-vee-on</i>	•60 Nick Fattig - <i>FAT-igg</i>	•90 Ansel Nedore - <i>nuh-DORE-ee</i>
•8 E'Maurion Banks - <i>ee-MAR-ee-on</i>	•30 Mikal Harrison-Pilot - <i>mih-KALE</i>	•64 Jurrien Lofton - <i>JER-ee-in</i>	•95 Treveon McAlpine - <i>TRAY-von mick-AL-pine</i>
•8 Coy Eakin - <i>AY-kin</i>	•32 Cheta Ofili - <i>CHET-uh, oh-FEE-lee</i>	•65 D'anthis Upshaw Jr. - <i>dee-ANN-this</i>	•99 Sam Carrell - <i>CARE-ull</i>
•10 Jacob Rodriguez - <i>rod-REE-gez</i>	•35 Miquel Dingle Jr. - <i>MY-kell, DING-gull</i>	•69 Caleb Rodkey - <i>ROD-kee</i>	
•11 Charles Esters III - <i>ESS-sters</i>	•36 Justin Horne - <i>HORN</i>	•70 Jacob Ponton - <i>PONT-in</i>	

ROSTER BREAKDOWN BY POSITION

QUARTERBACKS

2	Behren Morton	6-2	220	Jr-2L	Eastland, Texas (Eastland)
7	Cameran Brown	6-2	230	So-TR	Byron, Ga. (Northside Warner Robins)
15	Will Hammond	6-2	205	Fr-HS	Austin, Texas (Hutto)
17	Jake Strong	6-1	205	Fr-RS	Justin, Texas (Northwest)

RUNNING BACKS

0	Cam Ron Valdez	5-9	200	Jr-2L	Rockdale, Texas (Rockdale)
20	J Koby Williams	5-10	180	Fr-HS	Beckville, Texas (Beckville)
23	Adam Hill	6-1	215	Fr-HS	Albany, Texas (Albany)
28	Tahj Brooks^	5-10	230	Sr-4L	Manor, Texas (Manor)
32	Jaden Morris	5-11	205	So-SQ	Arlington, Texas (Lamar)
33	Cameron Dickey	5-10	215	Fr-HS	Austin, Texas (Crockett)

TIGHT ENDS

12	Jalin Conyers	6-4	265	Sr-TR	Gruver, Texas (Gruver)
18	Johncarlos Miller II	6-5	240	Jr-TR	Greensboro, N.C. (Dudley)
39	Charles Robinson	6-0	250	Jr-SQ	Lubbock, Texas (Coronado)
80	Mason Tharp	6-9	270	Sr-3L	Klein, Texas (Klein)
83	Jack Esparza	6-4	250	So-SQ	Austin, Texas (St. Michael's Catholic)
88	Trey Jackson	6-5	230	Fr-HS	Dallas, Texas (South Oak Cliff)
89	Jason Llewellyn	6-5	265	So-TR	Aledo, Texas (Aledo)

WIDE RECEIVERS

1	Micah Hudson	6-0	195	Fr-HS	Temple, Texas (Lake Belton)
3	Josh Kelly^	6-1	195	Sr-TR	Fresno, Calif. (San Joaquin Memorial)
4	Jordan Brown	5-11	185	Sr-2L	Dallas, Texas (DeSoto)
5	Caleb Douglas	6-4	205	Jr-TR	Missouri City, Texas (Hightower)
6	Kelby Valsin	6-1	195	Fr-RS	Arlington, Texas (Bowie)
8	Coy Eakin	6-2	210	So-1L	Stephenville, Texas (Stephenville)
10	Drae McCray	5-9	185	Sr-1L	Tallahassee, Fla. (North Florida Christian)
11	T.J. West	6-1	200	Fr-RS	Houston, Texas (Humble)
13	Brady Boyd	6-1	195	Jr-1L	Southlake, Texas (Southlake Carroll)
14	Drew Hocutt	6-0	185	Sr-2L	Lubbock, Texas (Frenship)
18	L.J. Johnson Jr.	5-10	180	Fr-HS	Madisonville, Texas (Madisonville)
19	Haydon Wiginton	5-11	195	Jr-SQ	Midlothian, Texas (Heritage)
37	Curtis Murillo	6-1	190	Fr-RS	El Paso, Texas (Eastwood)
82	Price Morgan	5-11	190	Jr-TR	Round Rock, Texas (Pflugerville Weiss)
84	D.J. Crest	6-3	190	Fr-RS	El Paso, Texas (Parkland)
85	Aiden Meeks	5-10	180	Fr-RS	Rockwall, Texas (Rockwall)
86	Tyson Turner	6-2	210	Fr-HS	Bryan, Texas (Bryan)

OFFENSIVE LINE

53	Holton Hendrix	6-4	300	Fr-HS	Lubbock, Texas (Lubbock Cooper)
54	Kaden Carr	6-6	320	Fr-RS	Canadian, Texas (Lubbock Cooper)
56	Davion Carter^	6-0	295	Sr-TR	Pearl, Miss. (Pearl)
60	Nick Fattig	6-4	290	Fr-RS	League City, Texas (Clear Springs)
62	Tyler Murray	6-4	295	Fr-HS	San Antonio, Texas (Brandeis)
63	Dylan Shaw	6-4	315	Fr-RS	Corpus Christi, Texas (Flour Bluff)
64	Jurrien Loftin	6-5	315	So-SQ	Aledo, Texas (Aledo)
65	D'Anthis Upshaw Jr.	6-5	280	Fr-HS	Irving, Texas (Irving)
66	Jackson Hildebrand	6-2	285	Fr-HS	San Antonio, Texas (Alamo Heights)
67	Dalton Merryman	6-9	305	Jr-SQ	Montgomery, Texas (Montgomery)
68	Jaxon Hughes^	6-6	310	Sr-TR	Greensboro, N.C. (Northern Guilford)
69	Caleb Rodkey	6-4	315	Jr-1L	Missouri City, Texas (Ridge Point)
70	Jacob Ponton	6-8	280	Fr-HS	Dripping Springs, Texas (Dripping Springs)
71	Vinny Sciury	6-4	305	Sr-TR	Massillon, Ohio (Perry)
72	Sheridan Wilson	6-5	300	So-SQ	Argyle, Texas (Argyle)
73	Garrett Morphis	6-4	300	Fr-RS	Monticello, Ark. (Waco Midway)
74	Daniel Sill	6-5	315	Fr-RS	College Station, Texas (A&M Consolidated)
75	Ty Buchanan	6-6	305	Jr-2L	Corpus Christi, Texas (Calallen)
76	Caleb Rogers^	6-5	310	Sr-4L	Mansfield, Texas (Lake Ridge)
77	Maurice Rodrigues	6-7	335	Jr-TR	Pasadena, Calif. (Pasadena)
78	Ellis Davis	6-7	290	Fr-HS	Prosper, Texas (Prosper)
79	Sterling Porcher	6-4	315	Sr-TR	Sumter, S.C. (Sumter)

SPECIALISTS

30	Jackson Knotts	5-11	195	Sr-3L	Plant City, Fla. (Plant City)
38	Reese Burkhardt	6-1	200	Sr-1L	Andalusia, Ala. (Andalusia)
41	Jack Burgess	6-3	215	Jr-TR	Bacchus Marsh, Victoria, Australia (St. Patrick's College)
47	Rylan Vagana	6-0	210	Fr-HS	Huntington Beach, Calif. (Mater Dei)
48	Stone Harrington	6-3	195	So-SQ	Colleyville, Texas (Colleyville)
99	Gino Garcia^	6-2	215	Sr-1L	Richardson, Texas (Pearce)

ALPHABETICAL

NAME	NO	POS
Joseph Adedire	14	OLB
Kendall Allen	98	OL
Tanner Allen	58	OL
Charles Anderson Jr.	97	OLB
E'Maurion Banks	8	OL
C.J. Baskerville	9	DB
Brady Boyd	13	WR
Tahj Brooks	28	RB
Cameran Brown	7	QB
Jordan Brown	4	WR
Ty Buchanan	75	OL
Jack Burgess	41	P
Reese Burkhardt	38	K
Kaden Carr	54	OL
Sam Carrell	99	OL
De'Braylon Carroll	52	OL
Davion Carter	56	OL
Jayden Cofield	51	OL
Chief Collins	29	DB
Isaiah Collins	27	DB
Jalin Conyers	12	TE
Isaiah Crawford	46	OLB
D.J. Crest	84	WR
Devynn Cromwell	22	DB
John Curry	6	LB
Ellis Davis	78	OL
JMaury Davis	23	DB
Cameron Dickey	33	RB
Luke Dillingham	39	DB
Miquel Dingle Jr.	35	LB
Caleb Douglas	5	WR
Harvey Dyson III	33	OLB
Coy Eakin	8	WR
Gage Elder	48	LB
Jack Esparza	83	TE
Malik Esquerra	24	DB
Charles Esters III	11	OLB
Nick Fattig	60	OL
Gino Garcia	99	K
Will Hammond	15	QB
Ashton Hampton	16	DB
James Hansen	91	OL
Stone Harrington	48	K
Mikal Harrison-Pilot	30	DB
Holton Hendrix	53	OL
Jackson Hildebrand	66	OL
Adam Hill	23	RB
Drew Hocutt	14	WR
Maurion Horn	4	DB
Justin Horne	36	LB
Micah Hudson	1	WR
Jaxon Hughes	68	OL
Trey Jackson	88	TE
L.J. Johnson Jr.	18	WR
Brenden Jordan	7	DB
Josh Kelly	3	WR
Jackson Knotts	30	LS
Quincy Ledet Jr.	5	OL
Chris Lemons	43	LB
Chapman Lewis	25	DB
Jason Llewellyn	89	TE
Jurrien Loftin	64	OL
Kasen Long	92	OLB
Trent Low	34	LB
Bralyn Lux	0	DB
Trevon McAlpine	95	OL
A.J. McCarty	1	DB
Drae McCray	10	WR

ALPHABETICAL

NAME	NO	POS
Aiden Meeks	85	WR
Dalton Merryman	67	OL
Oliver Miles III	15	DB
Johncarlos Miller II	18	TE
Peyton Morgan	28	DB
Price Morgan	82	WR
Garrett Morphis	73	OL
Jaden Morris	32	RB
Sammy Morris IV	26	DB
Behren Morton	2	QB
Curtis Murillo	37	WR
Tyler Murray	62	OL
Ansel Nedore	90	OLB
Cheta Ofili	32	OLB
Jalon Peoples	2	DB
Joseph Plunk	31	DB
Jacob Ponton	70	OL
Sterling Porcher	79	OL
Bryce Ramirez	3	LB
Marcus Ramon-Edwards	42	DB
Brayton Rigsby	94	DL
Ben Roberts	13	LB
Charles Robinson	39	TE
Caleb Rodkey	69	OL
Jacob Rodriguez	10	LB
Maurice Rodriques	77	OL
Caleb Rogers	76	OL
Jordan Sanford	21	DB
Vinny Sciury	71	OL
Dylan Shaw	63	OL
Daniel Sill	74	OL
Eddy Smith	50	OLB
Isaac Smith	17	OLB
Wesley Smith	40	LB
Dylan Spencer	19	OLB
Macho Stevenson	12	DB
Jake Strong	17	QB
Mason Tharp	80	TE
Miles Thompson	37	DB
Terrell Tilmon	45	OLB
Tyson Turner	86	WR
D'Anthis Upshaw	65	OL
4Rylan Vagana	47	LS
Cam/Ron Valdez	0	RB
Kelby Valsin	6	WR
Amier Washington	88	OLB
T.J. West	11	WR
Anthony White	38	DB
Haydon Wiginton	19	WR
Javeon Wilcox	27	DB
J'Koby Williams	20	RB
Keyshawn Williams	96	DL
Sheridan Wilson	72	OL

ROSTER BREAKDOWN BY POSITION

DEFENSIVE LINE						
5	Quincy Ledet Jr.^	6-2	315	Sr-1L	Orange, Texas (West Orange-Stark)	
8	E'Maurion Banks	6-5	300	Jr-1L	Wichita Falls, Texas (Rider)	
51	Jayden Cofield	6-2	310	Fr-RS	Austin, Texas (Manor)	
52	De'Braylon Carroll^	6-0	300	Sr-TR	Duncanville, Texas (Duncanville)	
58	Tanner Allen	6-3	285	So-SQ	Bryan, Texas (Bryan)	
91	James Hansen^	6-2	315	Sr-TR	Fontana, Calif. (Kaiser)	
94	Braylon Rigsby	6-2	295	Fr-RS	Woodville, Texas (Woodville)	
95	Trevon McAlpine	6-3	305	So-1L	Saraland, Ala. (Saraland)	
96	Keyshawn Williams	6-3	310	Fr-HS	Houston, Texas (Dekaney)	
98	Kendall Allen	6-3	265	Fr-HS	Tyler, Texas (Chapel Hill)	
OUTSIDE LINEBACKERS						
11	Charles Esters III	6-3	260	Jr-1L	Cedar Hill, Texas (Cedar Hill)	
14	Joseph Adedire	6-3	265	Jr-2L	Mansfield, Texas (Mansfield Summit)	
17	Isaac Smith	6-6	260	Jr-1L	Wagoner, Okla. (Wagoner)	
19	Dylan Spencer	6-5	245	So-1L	Orange, Texas (C.E. King)	
32	Cheta Ofili	6-4	225	Fr-HS	Rowlett, Texas (Sachse)	
33	Harvey Dyson III	6-3	250	So-1L	Cedar Hill, Texas (Cedar Hill)	
45	Terrell Tilmon	6-5	235	Jr-1L	Mansfield, Texas (Mansfield Timberview)	
46	Isaiah Crawford	6-4	225	Fr-RS	Post, Texas (Post)	
50	Eddy Smith	6-6	270	Fr-HS	Pearland, Texas (Pearland Dawson)	
88	Amier Washington	6-2	270	Fr-RS	Orange, Texas (Little Cypress-Mauriceville)	
90	Ansel Nedore	6-3	265	Fr-RS	Round Rock, Texas (Round Rock)	
92	Kasen Long	6-5	260	Fr-HS	Shallowater, Texas (Shallowater)	
97	Charles Anderson Jr.	6-6	265	Fr-HS	Houston, Texas (Pearland Dawson)	
99	Sam Carrell	6-4	270	Jr-SQ	Albuquerque, N.M. (Sandia)	
INSIDE LINEBACKERS						
3	Bryce Ramirez	6-2	235	Sr-2L	Missouri City, Texas (George Ranch)	
6	John Curry	6-2	225	Fr-RS	Lubbock, Texas (Coronado)	
10	Jacob Rodriguez	6-1	230	Jr-1L	Wichita Falls, Texas (Rider)	
13	Ben Roberts	6-3	230	So-1L	Haslet, Texas (Eaton)	
34	Trent Low	6-1	220	Sr-1L	Midland, Texas (Midland Lee)	
35	Miquel Dingle Jr.	6-2	220	Fr-RS	Charleston, S.C. (Byrnes)	
36	Justin Horne	6-0	220	Fr-RS	New Orleans, La. (John Curtis Christian)	
40	Wesley Smith	5-10	220	So-1L	Midland, Texas (Legacy)	
43	Chris Lemons	6-2	210	Fr-RS	Prosper, Texas (Prosper)	
48	Gage Elder	5-11	220	Jr-SQ	Rockwall, Texas (Rockwall)	
DEFENSIVE BACKS						
0	Bralyn Lux^	5-11	185	Sr-1L	San Jose, Calif. (King's Academy)	
1	A.J. McCarty	6-0	190	Jr-RS	Brownwood, Texas (Brownwood)	
2	Jalon Peoples	5-11	195	So-SQ	Cedar Hill, Texas (Cedar Hill)	
4	Maurion Horn	5-11	180	So-1L	Broken Arrow, Okla. (Broken Arrow)	
7	Brenden Jordan	6-0	210	So-1L	Mansfield, Texas (Mansfield)	
9	C.J. Baskerville	6-3	210	Sr-1L	North Richland Hills, Texas (Richland)	
12	Macho Stevenson	6-1	190	Fr-RS	Shreveport, La. (Captain Shreve)	
15	Oliver Miles III	6-2	190	Fr-HS	El Campo, Texas (El Campo)	
16	Ashton Hampton	6-0	165	Fr-HS	Pearland, Texas (Pearland)	
21	Jordan Sanford	6-0	195	So-1L	Arlington, Texas (Mansfield Timberview)	
22	Devynn Cromwell	6-0	200	Sr-TR	Toronto, Ontario, Canada (Clarkson Football North)	
23	JMaury Davis	5-11	190	Fr-RS	Clarendon, Texas (Clarendon)	
24	Malik Esquerra	6-3	195	Fr-HS	Killeen, Texas (Shoemaker)	
25	Chapman Lewis	6-1	180	So-1L	Burlleson, Texas (Burlleson Centennial)	
26	Sammy Morris IV	6-1	200	Jr-SQ	Prosper, Texas (Prosper)	
27	Isaiah Collins	6-3	190	Fr-HS	Huntsville, Texas (Huntsville)	
27	Javeon Wilcox	6-0	205	Fr-TR	Temple, Texas (Lake Belton)	
28	Peyton Morgan	6-0	180	Fr-HS	Round Rock, Texas (Pflugerville Weiss)	
29	Chief Collins	5-11	195	Jr-1L	Lucas, Texas (Lovejoy)	
30	Mikal Harrison-Pilot	6-0	210	Fr-TR	Temple, Texas (Temple)	
31	Joseph Plunk	5-10	180	Sr-2L	Amarillo, Texas (Tascosa)	
37	Miles Thompson	5-11	175	Fr-RS	Cedar Rapids, Iowa (Washington)	
38	Anthony White	6-0	195	Fr-RS	Abernathy, Texas (Abernathy)	
39	Luke Dillingham	6-1	205	Jr-SQ	Brock, Texas (Brock)	
42	Marcus Ramon-Edwards	6-3	225	Fr-RS	Lubbock, Texas (Trinity)	



NATIONAL RANKINGS

ASSOCIATED PRESS (Week 13, Nov. 17)

Team	Record	Points
1. Oregon (62)	11-0	1550
2. Ohio State	9-1	1485
3. Texas	9-1	1413
4. Penn State	9-1	1319
5. Indiana	10-0	1310
6. Notre Dame	9-1	1191
7. Alabama	8-2	1130
8. Georgia	8-2	1083
9. Ole Miss	8-2	1084
10. Tennessee	8-2	953
11. Miami (FL)	9-1	945
12. Boise State	9-1	880
13. SMU	9-1	810
14. BYU	9-1	785
15. Texas A&M	8-2	687
16. Colorado	8-2	583
17. Clemson	8-2	559
18. Army	9-0	555
19. South Carolina	7-3	444
20. Tulane	9-2	323
21. Arizona State	8-2	322
22. Iowa State	8-2	256
23. UNLV	8-2	125
24. Illinois	7-3	74
25. Washington State	8-2	61

RECEIVING VOTES: Missouri 56, Memphis 38, Kansas St. 36, Syracuse 21, Louisville 15, Pittsburgh 6, LSU 6, Louisiana-Lafayette 5, Vanderbilt 4, Colorado St. 2, Duke 2, James Madison 2, Georgia Tech 1.

THE LAST TIME TEXAS TECH WAS...

Ranked in AP Poll	Sept. 23, 2018 (No. 25)
Ranked in Coaches' Poll	Preseason 2023 (No. 24)
RV in the AP Poll	Nov. 3, 2024
RV in Coaches' Poll	Nov. 3, 2024

MISCELLANEOUS RECORDS:

Highest Ranking (AP):	No. 2 (Nov. 2-16, 2008)
Highest Ranking (Coaches):	No. 2 (Nov. 9-16, 2008)
Highest Final Ranking (AP):	No. 11 (1938, 1973)
Highest Final Ranking (Coaches):	No. 11 (1973)
Consecutive Weeks Ranked (AP):	20 (2004-06)

USA TODAY AFCA COACHES POLL (Week 13, Nov. 17)

Team	Record	Points
1. Oregon (55)	11-0	1375
2. Ohio State	9-1	1316
3. Texas	9-1	1263
4. Penn State	9-1	1158
5. Indiana	10-0	1109
6. Notre Dame	9-1	1096
7. Alabama	8-2	996
8. Georgia	8-2	993
9. Ole Miss	8-2	984
10. Miami (FL)	9-1	847
11. Tennessee	8-2	823
12. SMU	9-1	744
13. Boise State	9-1	714
14. Texas A&M	8-2	646
15. BYU	9-1	633
16. Clemson	8-2	569
17. Army	9-0	509
18. Colorado	8-2	464
19. South Carolina	7-3	379
20. Tulane	9-2	280
21. Iowa State	8-2	268
22. Arizona State	8-2	251
23. UNLV	8-2	93
24. Memphis	9-2	77
25. Kansas State	7-3	67

RECEIVING VOTES: Washington State 65, Illinois 56, Missouri 44, Syracuse 18, James Madison 11, Duke 9, Pittsburgh 7, Louisiana 5, Louisville 2, Vanderbilt 1, Sam Houston 1, LSU 1, Colorado State 1.

COLLEGE FOOTBALL PLAYOFF (Week 13, Nov. 19)

Team	Record
TBD	

BIG 12 CONFERENCE 2024-27 SCHEDULING MATRIX

2024

Date	Opponent	Location
A31	Abilene Christian	Lubbock, TX
S7	at Washington State	Pullman, WA
S14	North Texas	Lubbock, TX
S21	Arizona State*	Lubbock, TX
S28	Cincinnati*	Lubbock, TX
O5	at Arizona*	Tuscon, AZ
O19	Baylor*	Lubbock, TX
O26	at TCU*	Fort Worth, TX
N2	at Iowa State*	Ames, IA
N9	Colorado*	Lubbock, TX
N23	at Oklahoma State*	Stillwater, OK
N30	West Virginia*	Lubbock, TX

* = Big 12 game
All future conference dates (2025-27) are TBD

2025

Date	Opponent	Location
A30	Arkansas-Pine Bluff	Lubbock, TX
S6	Kent State	Lubbock, TX
S13	Oregon State	Lubbock, TX
	BYU*	Lubbock, TX
	Kansas*	Lubbock, TX
	Oklahoma State*	Lubbock, TX
	UCF*	Lubbock, TX
	at Arizona State*	Tempe, AZ
	at Houston*	Houston, TX
	at Kansas State*	Manhattan, KS
	at Utah*	Salt Lake City, UT
	at West Virginia*	Morgantown, WV

2026

Date	Opponent	Location
S5	Abilene Christian	Lubbock, TX
S12	at Oregon State	Corvallis, OR
S26	Sam Houston	Lubbock, TX
	Arizona*	Lubbock, TX
	Arizona State*	Lubbock, TX
	Houston*	Lubbock, TX
	TCU*	Lubbock, TX
	West Virginia*	Lubbock, TX
	at Baylor*	Waco, TX
	at Cincinnati*	Cincinnati, OH
	at Colorado*	Boulder, CO
	at Oklahoma State*	Stillwater, TX

2027

Date	Opponent	Location
S4	Arkansas-Pine Bluff	Lubbock, TX
S11	at North Texas	Denton, TX
S18	N.C. State	Lubbock, TX
	Baylor*	Lubbock, TX
	Iowa State*	Lubbock, TX
	Kansas State*	Lubbock, TX
	Utah*	Lubbock, TX
	at BYU*	Provo, UT
	at Houston*	Houston, TX
	at Kansas*	Lawrence, KS
	at TCU*	Fort Worth, TX
	at UCF*	Orlando, FL



COME-FROM-BEHIND WINS

The victory over Cincinnati at home on Sept. 28 marked the 27th time since 2000, and fourth time under Joey McGuire, that the Red Raiders overcame a double-digit deficit to win. Below is a listing of Tech's come-from-behind wins during that span:

DATE	OPPONENT	DEFICIT	RESULT
Dec. 29, 2006	vs. Minnesota*	31	W, 44-41 (OT)
Sept. 25, 2004	Kansas	25	W, 31-30
Sept. 18, 2004	TCU	21	W, 70-35
Oct. 1, 2011	at Kansas	20	W, 45-34
Nov. 26, 2022	Oklahoma	18	W, 51-48 (OT)
Oct. 5, 2002	at #23 Texas A&M	18	W, 48-47 (OT)
Nov. 18, 2006	Oklahoma State	17	W, 30-24
Nov. 18, 2023	UCF	14	W, 24-23
Sept. 24, 2022	#22 Texas	14	W, 37-34 (OT)
Sept. 4, 2021	vs. Houston	14	W, 38-21
Nov. 14, 2020	Baylor	14	W, 24-23
Sept. 24, 2011	Nevada	14	W, 35-34
Nov. 6, 2010	at #14 Missouri	14	W, 27-17
Nov. 29, 2008	Baylor	14	W, 35-28
Jan. 1, 2008	vs. Virginia	14	W, 31-28
Sept. 8, 2007	UTEP	14	W, 45-31
Nov. 1, 2003	Colorado	14	W, 26-21
Nov. 16, 2002	#3 Texas	14	W, 42-38
Oct. 19, 2013	at West Virginia	11	W, 37-27
Sept. 28, 2024	Cincinnati	11	W, 44-41
Nov. 24, 2017	at Texas	10	W, 27-23
Nov. 22, 2014	at Iowa State	10	W, 34-31
Oct. 5, 2013	at Kansas	10	W, 54-16
Oct. 20, 2012	at #21 TCU	10	W, 56-56 (3OT)
Sept. 3, 2011	Texas State	10	W, 50-10
Oct. 23, 2010	at Colorado	10	W, 27-24
Nov. 21, 2009	vs. Baylor	10	W, 20-13

* indicates largest come-from-behind win in FBS bowl history.

Bold indicates a Joey McGuire-led team

ALL-TIME OVERTIME GAMES

Texas Tech is 10-8 all-time in overtime games since the NCAA began allowing games to go past regulation in 1996. Below is a listing of Texas Tech's all-time results in overtime:

DATE	OPPONENT	RESULT
Aug. 31, 2024	Abilene Christian	W, 52-51 (OT)
Sept. 2, 2023	at Wyoming	L, 33-35 (2OT)
Nov. 26, 2022	Oklahoma	W, 51-48 (OT)
Sept. 24, 2022	#22 Texas	W, 37-34 (OT)
Sept. 10, 2022	#25 Houston	W, 33-30 (2OT)
Sept. 26, 2020	#8 Texas	L, 56-63 (OT)
Oct. 12, 2019	at #22 Baylor	L, 30-33 (2OT)
Nov. 4, 2017	Kansas State	L, 35-42 (OT)
Oct. 29, 2016	at TCU	W, 27-24 (2OT)
Nov. 24, 2012	vs. Baylor	L, 45-52 (OT)
Nov. 10, 2012	Kansas	W, 41-34 (2OT)
Oct. 20, 2012	at #21 TCU	W, 56-53 (3OT)
Oct. 11, 2008	Nebraska	W, 37-31 (OT)
Dec. 29, 2006	vs. Minnesota	W, 44-41 (OT)
Sept. 9, 2006	at UTEP	W, 38-35 (OT)
Nov. 13, 2004	at #22 Texas A&M	L, 25-32 (OT)
Oct. 5, 2002	at #23 Texas A&M	W, 48-47 (OT)
Sept. 21, 2002	#16 N.C. State	L, 48-51 (OT)
Oct. 6, 2001	Kansas	L, 31-34 (2OT)

2024 OPPONENT SCHEDULES/RESULTS



ABILENE CHRISTIAN

8-3, 7-1 UAC
Aug. 31 • 6:30 p.m.
Lubbock, Texas

Date	Opponent	Time/Result
Aug. 31	at Texas Tech	L, 51-52 (OT)
Sept. 7	West Georgia	W, 38-24
Sept. 14	at Northern Colorado	W, 24-22
Sept. 21	Idaho	L, 24-27
Sept. 28	at Utah Tech	W, 55-30
Oct. 5	Central Arkansas	W, 41-34
Oct. 12	at North Alabama	L, 34-47
Oct. 19	Eastern Kentucky	W, 34-20
--	OPEN DATE	--
Nov. 2	Southern Utah	W, 28-25
Nov. 9	at Austin Peay	W, 35-34
Nov. 16	at Tarleton State	W, 35-31
Nov. 23	at Stephen F. Austin	2 p.m.



ARIZONA ST SUN DEVILS

8-2, 5-2 Big 12
Sept. 21 • 2:30 p.m.
Lubbock, Texas

Date	Opponent	Time/Result
Aug. 31	Wyoming	W, 48-7
Sept. 7	Mississippi State	W, 30-23
Sept. 14	at Texas State	W, 31-28
Sept. 21	at Texas Tech	L, 22-30
--	OPEN DATE	--
Oct. 5	Kansas	W, 35-31
Oct. 11	Utah	W, 27-19
Oct. 19	at Cincinnati	L, 14-24
--	OPEN DATE	--
Nov. 2	at Oklahoma State	W, 42-21
Nov. 9	UCF	W, 35-31
Nov. 16	at Kansas State	W, 24-14
Nov. 23	BYU	2:30 p.m.
Nov. 30	at Arizona	TBA



BAYLOR BEARS

6-4, 4-3 Big 12
Oct. 19 • 3 p.m.
Lubbock, Texas

Date	Opponent	Time/Result
Aug. 31	Tarleton State	W, 45-3
Sept. 7	at Utah	L, 12-23
Sept. 14	Air Force	W, 31-3
Sept. 21	at Colorado	L, 31-38 ^{OT}
Sept. 28	BYU	L, 28-34
Oct. 5	at Iowa State	L, 21-43
--	OPEN DATE	--
Oct. 19	at Texas Tech	W, 59-35
Oct. 26	Oklahoma State	W, 38-28
Nov. 2	TCU	W, 37-34
--	OPEN DATE	--
Nov. 16	at West Virginia	W, 49-35
Nov. 23	at Houston	6 p.m.
Nov. 30	Kansas	TBA



COLORADO BUFFALOES

8-2, 6-1 Big 12
Nov. 9 • 3 p.m.
Lubbock, Texas

Date	Opponent	Time/Result
Aug. 31	North Dakota State	W, 31-26
Sept. 7	at Nebraska	L, 10-28
Sept. 14	at Colorado State	W, 28-9
Sept. 21	Baylor	W, 38-31 ^{OT}
Sept. 28	at UCF	W, 48-21
--	OPEN DATE	--
Oct. 12	Kansas State	L, 28-31
Oct. 19	at Arizona	W, 34-7
Oct. 26	Cincinnati	W, 34-23
--	OPEN DATE	--
Nov. 9	at Texas Tech	W, 41-27
Nov. 16	Utah	W, 49-24
Nov. 23	at Kansas	2:30 p.m.
Nov. 29	Oklahoma State	11 a.m.



WASHINGTON STATE

8-2, 0-0 Pac-12
Sept. 7 • 9:00 p.m.
Pullman, Wash.

Date	Opponent	Time/Result
Aug. 31	Portland State	W, 70-30
Sept. 7	Texas Tech	W, 37-16
Sept. 14	vs. Washington	W, 24-19
Sept. 20	San Jose State	W, 54-52 ^{2OT}
Sept. 28	at Boise State	L, 24-45
--	OPEN DATE	--
Oct. 12	at Fresno State	W, 25-17
Oct. 19	Hawaii	W, 42-10
Oct. 26	at San Diego State	W, 29-26
--	OPEN DATE	--
Nov. 9	Utah State	W, 49-28
Nov. 16	at New Mexico	L, 35-38
Nov. 23	at Oregon State	6 p.m.
Nov. 30	Wyoming	5:30 p.m.



CINCINNATI BEARCATS

5-5, 3-4 Big 12
Sept. 28 • 7 p.m.
Lubbock, Texas

Date	Opponent	Time/Result
Aug. 31	Towson	W, 38-20
Sept. 7	Pittsburgh	L, 27-28
Sept. 14	at Miami (OH)	W, 27-16
Sept. 21	Houston	W, 34-0
Sept. 28	at Texas Tech	L, 41-44
--	OPEN DATE	--
Oct. 12	at UCF	W, 19-13
Oct. 19	Arizona State	W, 24-14
Oct. 26	at Colorado	L, 23-34
--	OPEN DATE	--
Nov. 9	West Virginia	L, 24-31
Nov. 16	at Iowa State	L, 17-34
Nov. 23	at Kansas State	TBA
Nov. 30	TCU	TBA



TCU HORNED FROGS

6-4, 4-3 Big 12
Oct. 26 • 2:30 p.m.
Fort Worth, Texas

Date	Opponent	Time/Result
Aug. 30	at Stanford	W, 34-27
Sept. 7	Long Island Univ.	W, 45-0
Sept. 14	UCF	L, 34-35
Sept. 21	at SMU	L, 42-66
Sept. 28	at Kansas	W, 38-27
Oct. 4	Houston	L, 19-30
--	OPEN DATE	--
Oct. 19	at Utah	W, 13-7
Oct. 26	Texas Tech	W, 35-34
Nov. 2	at Baylor	L, 34-37
Nov. 9	Oklahoma State	W, 38-13
--	OPEN DATE	--
Nov. 23	Arizona	2 p.m.
Nov. 30	at Cincinnati	TBA



OKLAHOMA ST COWBOYS

3-7, 0-7 Big 12
Nov. 23 • 2:30 p.m.
Stillwater, Okla.

Date	Opponent	Time/Result
Aug. 31	South Dakota State	W, 44-20
Sept. 7	Arkansas	W, 39-31
Sept. 14	at Tulsa	W, 45-10
Sept. 21	Utah	L, 19-22
Sept. 28	at Kansas State	L, 20-42
Oct. 5	West Virginia	L, 14-38
--	OPEN DATE	--
Oct. 19	at BYU	L, 35-38
Oct. 26	at Baylor	L, 28-38
Nov. 2	Arizona State	L, 21-42
Nov. 9	at TCU	L, 13-38
--	OPEN DATE	--
Nov. 23	Texas Tech	TBA
Nov. 29	at Colorado	11 a.m.



NORTH TEXAS

5-5, 2-4 AAC
Sept. 16 • 11 a.m.
Lubbock, Texas

Date	Opponent	Time/Result
Aug. 31	at South Alabama	W, 52-38
Sept. 7	Stephen F. Austin	W, 35-20
Sept. 14	at Texas Tech	L, 21-66
Sept. 21	Wyoming	W, 44-17
Sept. 28	Tulsa	W, 52-20
--	OPEN DATE	--
Oct. 12	at Florida Atlantic	W, 41-37
Oct. 19	at Memphis	L, 44-52
Oct. 26	Tulane	L, 37-45
--	OPEN DATE	--
Nov. 9	Army	L, 3-14
Nov. 15	at UTSA	L, 27-48
Nov. 23	East Carolina	2:30 p.m.
Nov. 30	at Temple	TBA



ARIZONA WILDCATS

4-6, 2-5 Big 12
Oct. 5 • 10 p.m.
Tucson, Ariz.

Date	Opponent	Time/Result
Aug. 31	New Mexico	W, 61-39
Sept. 7	Northern Arizona	W, 22-10
Sept. 14	at Kansas State	L, 7-31
--	OPEN DATE	--
Sept. 28	at Utah	W, 23-10
Oct. 5	Texas Tech	L, 22-28
Oct. 12	at BYU	L, 19-41
Oct. 19	Colorado	L, 7-34
Oct. 26	West Virginia	L, 26-31
Nov. 2	at UCF	L, 12-56
--	OPEN DATE	--
Nov. 15	Houston	W, 27-3
Nov. 23	at TCU	2 p.m.
Nov. 30	Arizona State	TBA



IOWA STATE CYCLONES

8-2, 5-2 Big 12
Nov. 2 • 2:30 p.m.
Ames, Iowa

Date	Opponent	Time/Result
Aug. 31	North Dakota	W, 21-3
Sept. 7	at Iowa	W, 20-19
--	OPEN DATE	--
Sept. 21	Arkansas State	W, 52-7
Sept. 28	at Houston	W, 20-0
Oct. 5	Baylor	W, 43-21
Oct. 12	at West Virginia	W, 28-16
Oct. 19	UCF	W, 38-35
--	OPEN DATE	--
Nov. 2	Texas Tech	L, 22-23
Nov. 9	at Kansas	L, 36-45
Nov. 16	Cincinnati	W, 34-17
Nov. 23	at Utah	6:30 p.m.
Nov. 30	Kansas State	TBA



WEST VIRGINIA

5-5, 4-3 Big 12
Nov. 30 • TBA
Lubbock, Texas

Date	Opponent	Time/Result
Aug. 31	Penn State	L, 12-34
Sept. 7	UAlbany	W, 49-14
Sept. 14	at Pittsburgh	L, 34-38
Sept. 21	Kansas	W, 32-28
--	OPEN DATE	--
Oct. 5	at Oklahoma State	W, 38-14
Oct. 12	Iowa State	L, 16-28
Oct. 19	Kansas State	L, 18-45
Oct. 26	at Arizona	W, 31-26
--	OPEN DATE	--
Nov. 9	at Cincinnati	W, 31-24
Nov. 16	Baylor	3 p.m.
Nov. 23	UCF	2:30 p.m.
Nov. 30	at Texas Tech	TBA

GAME 11 DEPTH CHART

OFFENSE

QB	2	Behren Morton	6-2	215	Jr.-2L
	15	Will Hammond	6-2	205	Fr.-HS
	7	Cameran Brown	6-2	230	So.-TR
RB	28	Tahj Brooks	5-10	230	Sr.-4L
	33	Cameron Dickey	5-10	215	Fr.-HS
	20	J'Koby Williams	5-10	180	Fr.-HS
Y	3	Josh Kelly	6-1	195	Sr.-TR
	6	Kelby Valsin	6-1	195	Fr.-RS
Z	5	Caleb Douglas	6-4	205	Jr.-TR
	1	Micah Hudson	6-0	195	Fr.-HS
H	10	Drae McCray	5-9	185	Sr.-1L
	4	Jordan Brown	5-11	185	Sr.-2L
X	8	Coy Eakin	6-2	210	So.-1L
	13	Brady Boyd	6-1	195	Jr.-1L
TE	80	Mason Tharp	6-9	270	Sr.-3L
	-or- 12	Jalin Conyers	6-4	265	Sr.-TR
	-or- 18	JohnCarlos Miller II	6-5	240	Jr.-TR
LT	75	Ty Buchanan	6-6	305	Jr.-2L
	67	Dalton Merryman	6-9	305	Jr.-SQ
LG	79	Sterling Porcher	6-4	315	Sr.-TR
	60	Nick Fattig	6-4	290	Fr.-RS
	-or- 53	Holton Hendrix	6-4	300	Fr.-HS
C	72	Sheridan Wilson	6-5	300	So.-SQ
	69	Caleb Rodkey	6-4	315	Jr.-1L
RG	56	Davion Carter	6-0	295	Sr.-TR
	74	Daniel Sill	6-5	315	Fr.-RS
RT	76	Caleb Rogers	6-5	310	Sr.-4L
	68	Jaxon Hughes	6-6	310	Sr.-TR

DEFENSE

NT	5	Quincy Ledet Jr.	6-2	315	Sr.-1L
	91	James Hansen	6-2	315	Sr.-TR
DT	52	De'Braylon Carroll	6-0	300	Sr.-TR
	51	Jayden Cofield	6-2	310	Fr.-RS
	-or- 95	Trevon McAlpine	6-3	305	So.-1L
OLB	33	Harvey Dyson III	6-3	250	So.-1L
	-or- 17	Isaac Smith	6-6	260	Jr.-1L
	90	Ansel Nedore	6-3	265	Fr.-RS
WILL	10	Jacob Rodriguez	6-1	230	Jr.-1L
	35	Miquel Dingle Jr.	6-2	230	Fr.-RS
MIKE	13	Ben Roberts	6-3	230	So.-1L
	6	John Curry	6-2	225	Fr.-RS
OLB	11	Charles Esters III	6-3	260	Jr.-1L
	88	Amier Washington	6-2	270	Fr.-RS
	94	Braylon Rigsby	6-2	295	Fr.-RS
STAR	1	A.J. McCarty	6-0	190	Jr.-RS
	-or- 7	Brenden Jordan	6-0	210	So.-1L
CB	0	Bralyn Lux	5-11	185	Sr.-1L
	12	Macho Stevenson	6-1	190	Fr.-RS
	2	Jalon Peoples	5-11	195	So.-SQ
FS	25	Chapman Lewis	6-1	180	So.-1L
	22	Devynn Cromwell	6-0	200	Sr.-TR
	31	Joseph Plunk	5-10	180	Sr.-2L
SS	9	C.J. Baskerville	6-3	210	Sr.-1L
	24	Malik Esquerra	6-3	195	Fr.-HS
CB	4	Maurion Horn	5-11	180	So.-1L
	21	Jordan Sanford	6-0	195	So.-1L

SPECIAL TEAMS

P	41	Jack Burgess	6-3	215	Jr.-TR
	99	Gino Garcia	6-2	215	Sr.-1L
K	99	Gino Garcia	6-2	215	Sr.-1L
	-or- 38	Reese Burkhardt	6-1	200	Sr.-1L
LS	30	Jackson Knotts	5-11	195	Sr.-3L
	47	Rylan Vagana	6-0	210	Fr.-HS
KO	38	Reese Burkhardt	6-1	200	Sr.-1L
	99	Gino Garcia	6-2	215	Sr.-1L
H	41	Jack Burgess	6-3	215	Jr.-TR
	2	Behren Morton	6-2	215	Jr.-2L
KR	10	Drae McCray	5-9	185	Jr.-TR
	4	Jordan Brown	5-11	185	Jr.-1L
PR	8	Coy Eakin	6-2	210	So.-1L
	3	Josh Kelly	6-1	195	Sr.-TR
	4	Jordan Brown	5-11	185	Jr.-1L
	1	Micah Hudson	6-0	195	Fr.-HS

WEEKLY AVAILABILITY REPORT

Texas Tech will adopt a new availability reporting procedure beginning this season that is intended to provide the public and the media with timely information regarding the availability of student-athletes. Each week during the regular season, the Texas Tech sports medicine staff will provide an availability report for that week's game notes. The availability report will break student-athletes into three categories: out for season, out for upcoming contest and questionable. If a student-athlete will not return from injury during the season, he will be listed as "out for the season" each week. Texas Tech will list the nature of the injury based on the area it occurred (i.e. knee, ankle, upper body).

Outside of this update each Monday, the Texas Tech coaching staff will no longer go into detail on the nature of an injury. This will include the availability of student-athletes for practice that week. Again, the goal is to provide the media with this information ahead of Monday's regularly-scheduled press conferences with head coach Joey McGuire and coordinators.

Prior to each game, the athletics communications office will email an availability update roughly 45 minutes prior to kickoff. This report will only include student-athletes listed that week on Texas Tech's depth chart or key contributors to special teams, not its entire roster.

OUT FOR SEASON

Name	Class	Pos.	Location
Dylan Spencer	So.	OLB	Knee
Joseph Adedire	Jr.	OLB	Knee
Vinny Sciury	Sr.	OL	Knee
Cam'Ron Valdez	Jr.	RB	Knee
E'Maurion Banks	Jr.	DL	Knee
Justin Horne	RFr.	LB	Knee

OUT FOR OKLAHOMA STATE

Name	Class	Pos.	Location
Bryce Ramirez	Sr.	LB	Lower Leg

QUESTIONABLE FOR OKLAHOMA STATE

Name	Class	Pos.	Location
Reese Burkhardt	Sr.	K	Arm
Jalin Conyers	Sr.	TE	Neck
Micah Hudson	Fr.	WR	Lower Leg
Trent Low	Sr.	LB	Arm
Javeon Wilcox	R-Fr.	DB	Knee

OFFENSIVE DEPTH CHART: NOTES

LEFT TACKLE

75 TY BUCHANAN

Jr. | 6-6 | 305

• Started 5 gms in '24, including b2b starts for first time (WSU/UNT). Had served as the primary backup at tackle the prev. two seasons. Arrived summer of '22; a transfer after one season at USC. 1st career start came at TCU (11/5/22). A consensus top-100 state recruit out of Corpus Christi Calallen.

67 DALTON MERRYMAN

Jr. | 6-9 | 305

• Missed entirety of first season as a Red Raider in '23 due to injury. Cited by McGuire as one the most improved from spring to fall. Made first career start Sept. 14 vs. UNT. Saw extended action on first team during this past preseason camp while Porcher rehabbed an injury. A transfer from Blinn JC.

WIDE RECEIVER (Y)

3 JOSH KELLY

Sr. | 6-1 | 195

• A coveted transfer from Washington State that will spend final season of eligibility at Tech. Led the Cougars with 923 yards & eight TDs in 2023. Earned degree at WSU, allowing immediate eligibility at Tech. Is a Fresno, Calif. native, having played first four collegiate years at hometown Fresno State.

6 KELBY VALSIN

R-Fr. | 6-1 | 195

• A 2023 redshirt. Was a top WR prospect in the state of Texas despite not playing football until his junior year. Caught more than 100 passes as a 2,000-yard receiver over his HS career to garner first team All-District 8-6A accolades each of his two seasons. Older brother, Jimmy Valsin III, is a 4th-year junior WR at Oregon State.

LEFT GUARD

79 STERLING PORCHER

Sr. | 6-4 | 315

• Pronounced pore-Shay. Is playing guard for first time, w/ first start at guard coming vs. Cincinnati. Repped at LT in fall camp. Joined Tech after starting in all 25 games of his two-year career at MTSU. 1,446 of 1,448 snaps came at LT during that time. Prior to MTSU, helped lead JC team to the NJCAA Natty in '21.

60 NICK FATTIG

R-Fr. | 6-4 | 290

• One of the top offensive line prospects not only in the Houston area but the state of Texas out of Clear Springs High School in his hometown of League City, Texas. Considered a four-star prospect by 247Sports and a three-star recruit by Rivals, ESPN and ON3.com. Appeared in first career gm vs. BU.

WIDE RECEIVER (H)

10 DRAE MCCRAY

Sr. | 5-9 | 185

• Started season on the Hornung watch list; one the nation's premier kick returners in '23. In 2nd season at Texas Tech after having an FCS All-American career at Austin Peay (2021-22) - where TE coach Josh Cochran was previously. Ranked fifth among Power 5 returners in kick return average (27.6) in '23. Likes to fish. From Tallahassee, Fla.

4 JORDAN BROWN

Jr. | 5-11 | 185

• In third season at Tech after two years at Kansas (2020-21). First emerged as a KR threat late in the '22 season before becoming a contributor in the pass game in '23. Placed on scholarship in the spring, of 2024, surprised in the first team meeting back from Xmas by Coach McGuire.

CENTER

72 SHERIDAN WILSON

So. | 6-5 | 300

• Comes from a strong lineage of football players. His father Jon Wilson, a four-year starter for Auburn from 1988-92, and his older brother, Preston Wilson, is currently a senior at Oklahoma State and its starting right guard. Won Class 4A Division I state title junior season. Teammates call him Sheri.

69 CALEB RODKEY

Jr. | 6-4 | 315

• Has broken into the two-deep in fourth season with the Red Raiders after consistently getting reps at C with the 2's throughout this past preseason camp. Appeared in first 12 career games in 2023 as part of the field goal protection unit. Was a TSWA Class 6A first team all-state selection as a senior in 2020.

WIDE RECEIVER (Z)

5 CALEB DOUGLAS

Jr. | 6-4 | 205

• A Texas native that transferred to the Red Raiders after two seasons at Florida. Appeared in 13 games in his career in Gainesville and made seven starts. Suffered a season-ending injury in '23 after starting first five games. Signed w/ UF over offers from USC, LSU, Notre Dame and others. His father played QB at Vanderbilt & Texas Southern.

1 MICAH HUDSON

Fr. | 6-0 | 195

• A consensus 5-star recruit by Rivals, 247Sports, On3 and ESPN. The highest-rated recruit to sign with Tech during the internet ranking era. Dubbed as the No. 1 player in Texas and the No. 3 wide out in the nation. Was on the receiving end of 70 catches for 1,353 yards and 18 touchdowns as a senior at Lake Belton HS.

RIGHT GUARD

56 DAVION CARTER

Sr. | 6-0 | 295

• A one-year veteran cog added to the OL by way of Memphis; started at RG in all 23 games he played in at Memphis over 2022-23 seasons. PFF states he surrendered one sack in exactly 1,000 opportunities in that time. From Pearl, Miss.; a member of Pearl's 2017 6A state championship team.

74 DANIEL SILL

R-Fr. | 6-5 | 315

• Redshirted in '23; scout team player. Started at both tackle spots during high school career. A back-to-back first team All-District selection in junior and senior seasons at 5A A&M Consolidated High School in his hometown of College Station, Texas. Rated a four-star recruit by ON3.com.

WIDE RECEIVER (X)

8 COY EAKIN

So. | 6-2 | 210

• Led the nation with 2,140 receiving yards in HS senior season as he helped his team win the 2021 Class 4A D-I state title. Started true freshman season on Tech's 2-deep, like Micah Hudson. Battled injuries to begin career, missing most of '22 season and first 3 gms. of '23. Since healthy, developed into a key target for Behren Morton.

13 BRADY BOYD

R-Jr. | 6-1 | 195

• Third-year Red Raider that transferred from Minnesota; welcomed by a familiar face in Joey McGuire; McGuire and Kris Boyd, Brady's father, coached together at Cedar Hill HS. Played sparingly in '23 to preserve redshirt season. Saw action in nine games as a true frosh at Minnesota; made first career start in '22 vs. Oklahoma.

RIGHT TACKLE

76 CALEB ROGERS

Sr. | 6-5 | 310

• With 52 consecutive starts, by far the most exp. player in the offense. Predominately started at LT or RT in each game, outside first 2 career starts at G this season. Streak dates to 2020 freshman season. On Feldman's '24 Freaks List: power cleaned 406 lbs. & squatted 600+ lbs. Clocked 18.8 mph running.

68 JAXON HUGHES

Sr. | 6-6 | 310

• Arrived at Texas Tech following one season at South Carolina and four years at Charlotte. Struggled with injuries, limiting him to two games played during his lone season at SC. Started 18 gms at Charlotte (16 at LT). Mother played softball at Ohio State & older sister, Maddux, played at Charlotte.

TIGHT END

80 MASON THARP

Sr. | 6-9 | 270

• Added 20 lbs. to his 6-9 frame since arriving to Texas Tech. Wears 3X-size gloves for hands that measure 10.5 inches. Caught Behren Morton's 1st career TD pass (9/3/22, vs. Murray St.). From Klein, Texas, NW Houston area. His older sister, Cameron, played soccer at Oklahoma (2018-21). Enjoys hunting, fishing & water sports.

12 JALIN CONYERS

Sr. | 6-4 | 265

• Returned to West Texas after spending last four collegiate years out of the state. Attended Gruver HS in the Texas Panhandle before a year at OU and the last three at Arizona St. Behren Morton, a West Texas ally, has known since the 3rd grade. Despite a 2A program, was a consensus top-40 prospect w/ offers to Georgia, Ohio St, LSU...

QUARTERBACK

2 BEHREN MORTON

Jr. | 6-2 | 220

• After being thrust into the starting role his redshirt freshman ('22) and sophomore ('23) seasons, Morton entered his junior year at Texas Tech as the bonifide starter - a first for his career. Previously aided a QB room the last two years due to injuries suffered by now-seventh-year senior Tyler Shough, who is now at Louisville. Morton was named one of five team captains for the 2024 season on Jan. 24, 2024, validating an unquestioned leadership role as he embarked on his first offseason of spring practices, summer workouts and preseason training camp as the starting quarterback. While gaining starting experience as a young quarterback, he has not been immune to injuries himself over the last two seasons, but when healthy, owns a 13-6 career record in games he's started as well as finished. Touted as the highest-rated QB signee in program history. Starting debut came on the road, Oct. 8, 2022, at No. 7 Oklahoma State - answered by becoming fourth freshman since 1999 to have 300-yard passing game in first career start. Totaled more than 8,800 passing yards and 84 touchdowns in three seasons at Eastland High School. He was a consensus four-star prospect, ranking sixth nationally among pro-style quarterbacks. He grew up in Lubbock for part of his youth as his father was the head football coach at Monterey HS in Lubbock for 11 years.

15 WILL HAMMOND

Fr. | 6-2 | 205

• A consensus four-star prospect by the likes of Rivals, 247Sports, ESPN and On3 ... ranked as high as No. 13 nationally among quarterbacks by both Rivals and On3 as well as 14th by 247Sports and 15th by ESPN. Named one of 10 finalists for the Mr. Texas Football High School Player of the Year Award presented by Dave Campbell's Texas Football ... was a finalist alongside his future wide receiver target in Micah Hudson. Was the state's leading passer as a senior after completing 61.3 percent of his passes for 3,901 yards and 35 touchdowns, while rushing for an additional 1,077 yards and 19 touchdowns.

RUNNING BACK

28 TAHJ BROOKS

Sr. | 5-10 | 230

• Entered final season at Texas Tech chasing the school's career rushing yards record (4,219) set by Byron Hanspard (1994-96), surpassed Hanspard in the Red Raiders' loss versus Colorado. Entered the game needing 121 yards to eclipse Hanspard, Brooks finished with 137 yards and set the all-time mark on a 25-yard scamper with 7:05 left in the fourth quarter on 1st-and-10 from the TTU16. He recorded his 21st career 100-yard game versus the Buffaloes, which matches Hanspard. Will also look to become only the fourth Red Raider in program history to lead the team in rushing in four different seasons, joining Taurean Henderson (2002-05), Ricky Williams (1997-98, 2000-01) and James Gray (1986-89). From Austin area Manor HS where he registered three seasons of at least 1,000 yards rushing. Brooks held his first youth camp in June 2023 at Manor High School; a free event that had more than 200 kids attend his camp on Father's Day, June 18. An endzone celebration pointing to his wrist to open the 2021 season versus Houston at NRG Stadium, which has grown into the staple slogan, "Tahj Time." This past summer, it morphed into *TahjTime.com*, prior to Big 12 Media Day in Las Vegas, a place where updated news and videos of Brooks can be found each week during the 2024 season.

33 CAMERON DICKEY

Fr. | 5-10 | 215

• A true freshman at Texas Tech. Touted as one of the most prolific athletes in Austin ISD history out of Crockett High School - the same region Tahj Brooks hails from. Played both ways throughout a four-year varsity career, while also serving as punter. On offense, primarily played quarterback, combined for 2,963 passing yards and 33 touchdowns, while also rushing for 4,065 yards and 61 touchdowns over his four seasons. Helped lead his high school to its first playoff win in 26 years during senior season. Is another Texas Tech signee who excelled in track and field, member of the basketball and baseball programs as well, earning first team all-district honors as an outfielder for sophomore and junior seasons and helped the basketball program to back-to-back district titles. Ranked as a 4-star prospect by On3 and a 3-star recruit by both 247Sports and Rivals.

DEFENSIVE DEPTH CHART: NOTES

TACKLE

5 QUINCY LEDET JR.
Sr. | 6-2 | 315

• Saw most interior snaps (370) in '23 outside of Red Raider stalwart starters Tony Bradford Jr. (658) and Jaylon Hutchings (491). Played HS football at same HS that TTU GM James Blanchard did during his playing days - both from Orange, TX. Was able to squat over 500 lbs. and bench over 400 lbs. this summer.

91 JAMES HANSEN
Sr. | 6-2 | 315

• A transfer in 6th-year but first at Tech. Was at Utah St. prev. two seasons. Is a class of 2016 HS graduate, having served a two-year mission before first collegiate season. Is married to Kennedi Hansen, formerly Kennedi Boyd who was a member of the Utah State volleyball team.

TACKLE

52 DE'BRAYLON CARROLL
Sr. | 6-0 | 300

• Set for his sixth collegiate football season; first as a Red Raider. Appeared in 42 games, making 20 starts over five seasons at Rice. Had existing relationship with Coach Zarnell Fitch, having previously recruited while at TCU out of Duncanville HS. Goes by the nickname, "D.B."

51 JAYDEN COFIELD
R-Fr. | 6-2 | 310

• Appeared in 3 gms as a true fr. in '23. Attended Manor HS, the same HS as Tahj Brooks attended; did not play HS together but has known Tahj since 8-years-old; played little league football together growing up. Was a unanimous first team All-District 25-6A selection as a senior. A psychology major.

OLB

11 CHARLES ESTERS III
Jr. | 6-3 | 260

• Back in lineup after missing first four games of 2024 to injury. Emerged as a productive edge player as a sophomore, making first three career starts. First start came vs. K-State, one week after having 2.0 sacks vs. Baylor (10/7). Attended same HS that head coach Joey McGuire coached at.

OLB

33 HARVEY DYSON III
So. | 6-3 | 250

• In his third season in the TTU program. Committed to Texas Tech the same night Joey McGuire was named the Red Raiders' new head coach due to their mutual Cedar Hill connections. Known teammate Charles Esters since elementary school. Played Varsity together for two seasons at Cedar Hill.

17 ISAAC SMITH
Jr. | 6-6 | 260

• Missed entire 2023 season due to a preseason injury. Had a strong finish to his R-Fr. season in '22, starting the last two games, included 4 TKL, 2.0 TFL and first career sack in bowl game vs. Ole Miss. Role significantly increased following the injury to 2023 NFL first round draft pick Tyree Wilson.

ILB

10 JACOB RODRIGUEZ
R-Jr. | 6-1 | 230

• A HS QB that spent first collegiate season at U of Virginia in '21 as a QB, blossomed into a productive Tech linebacker in '22. Missed most of '23 season after injury in season-opener; returned at end of season-named Defensive MVP of bowl game while retaining RS year. Is one of two players on the team who is married.

35 MIQUEL DINGLE JR.
R-Fr. | 6-2 | 220

• A state champion hurdler from Charleston, S.C. Arrived at Tech in Jan. '23 at 17-years-old; one month later was an All-Big 12 indoor hurdler; helped lead TTU to back-2-back Indoor Big 12 titles ('23-'24). Played in 4 gms as a true Fr. making 1 start and each game thus far in 2024. His father is a former South Carolina and Cincinnati Bengals RB.

ILB

13 BEN ROBERTS
So. | 6-3 | 230

• Thrust into starting LB role as a R-Fr. in last season's week 2 contest vs. Oregon; delivered w/ 12 tkls, 1.5 TFLs, 0.5 sacks and 1 FF in first career start. Went from six snaps in week one to 71 vs. UO. Capitalized on opportunity, earning Freshman All-America honors and was the Big 12 Freshman OTY. Went from safety in HS to LB in college.

6 JOHN CURRY
R-Fr. | 6-2 | 225

• Born in Lubbock to Red Raider parents Ryan and Jolee Luce. Ryan was on the football and track teams (1999-01) while mother was a standout WBB player under Marsha Sharp (2000-04). Appeared in five games as a true freshman; redshirt season. Was 195 lbs. on signing day (12/21/22); is 30 lbs. heavier in 2nd year at TTU.

88 AMIER WASHINGTON
R-Fr. | 6-2 | 270

• Moved from defensive tackle to defensive edge late in his 2023 true freshman season. Played just 38 snaps last year, but had 30 in a bowl game breakout performance versus Cal logging 4.0 TFLs and 2.0 sacks. Sprung into action due to Myles Cole (Jacksonville Jaguars) and Dylan Spencer out injured.

STAR

1 A.J. McCARTY
R-Jr. | 6-0 | 190

• Sat out the 2023 regular season due to NCAA transfer policies but made his debut during the bowl game vs. Cal on special teams (late NCAA rule change). Owns two career "Pick-6's" at Jones AT&T Stadium, albeit one was for the school from Waco (10/29/22). He did it again, but for the Red Raiders (vs. Cincy 9/28/24).

7 BRENDEN JORDAN
So. | 6-0 | 210

• A 247Sports 4-star recruit that attended Mansfield HS in the DFW metroplex. Member of ESPN300 at No. 224 overall nationally and regarded as the No. 13 safety nationally by ESPN. Started on varsity as a freshman. Started for Tech as true freshman. Nickname is B.J.; favorite restaurant is B.J.'s

CORNERBACK

0 BRALYN LUX
Sr. | 5-11 | 185

• Started 8 of 12 games in his first season as a Red Raider in 2023, and in 2024, re-unites with his former Fresno State teammate Josh Kelly as they played together there from 2019-22. Enjoys making graphics and videos in his spare time and has an Instagram page dedicated for his work as "agent0media".

12 MACHO STEVENSON
R-Fr. | 6-1 | 190

• Primarily played WR in high school at Captain Shreve HS in Shreveport, La. First name is Marquez, but goes by the nickname "Macho." Was not on 2-deep entering season; saw 2 snaps in opener vs. ACU, DNP at WСУ, saw significant action vs. UNT (35 snaps) before making first career start the following week vs. Arizona St. (72 snaps).

SAFETY

25 CHAPMAN LEWIS
So. | 6-1 | 180

• Appeared in 12 games as a true freshman, heavily crediting "Rabbit" a.k.a. Dadrion Taylor-Demerson (Arizona Cardinals) for his development. Both parents are assistant principals in the DFW area. Growing up, Lewis says his mom didn't really care about sports and wanted him to be a "nerd".

22 DEVYNN CROMWELL
Sr. | 6-0 | 200

• One of three Power-4 Canadian signees from the Univ. of Guelph which is located in the province of Ontario, where his hometown of Toronto is also located - the capital of Ontario and the most populous city in Canada. Had intent to redshirt in '24 but accepted a change in plans by coaching staff due to injuries in the secondary.

SAFETY

9 C.J. BASKERVILLE
Sr. | 6-3 | 210

• Born in Houston; played at Katy HS (Fr./So.) before moving to DFW area. Richland HS coach Ged Kates endorsed McGuire in transfer process. Received D1 offers for WR & DB in high school. C.J. is short for Christopher Julian. Has a pet dog (Thai ridgeback/chow chow mix). It is named "Bron" after his favorite athlete LeBron James.

24 MALIK ESQUERRA
Fr. | 6-3 | 195

• A three-star recruit by both Rivals and 247Sports that drew interest from the likes of Nebraska, Okla. St., Texas A&M, TCU and more. Capped off his senior high school season winning the 5A 110m hurdles title, while placing 3rd in the 300mH. He was ranked as high as No. 7 in the state and 24th nationally in the 110m hurdles.

CORNERBACK

4 MAURION HORN
So. | 5-11 | 180

• Consensus four-star recruit by the likes of 247Sports, Rivals and ESPN, he credits signing with Tech because Joey McGuire gave him his first offer and the bond since then became unbreakable leading up to signing day. Recognized as the No. 22 cornerback in 2022 and No. 5 in Oklahoma.

21 JORDAN SANFORD
So. | 6-0 | 195

• Consensus four-star prospect by the likes of 247Sports, Rivals, ESPN and ON3.com. A T&F standout during his high school days, Sanford finished seventh at the 5A State meet posting a 100-meter time of 10.57 - the only time he ever competed at the state meet. Holds PRs of 10.55 in the 100m and 21.74 in the 200m.

GAME-BY-GAME STARTERS

OFFENSE

GAME	QB	RB	TE	WR	WR	WR	LT	LG	C	RG	RT
Abilene Christian	Morton	Brooks	Tharp	Kelly	Eakin	Douglas	Porcher	Sciury	Wilson	Carter	Rogers
at Washington State	Morton	Hudson (WR)	Tharp	Kelly	Eakin	Douglas	Porcher	Sciury	Wilson	Rogers	Buchanan
North Texas	Morton	Brooks	Tharp	Kelly	Eakin	Douglas	Merryman	Rogers	Wilson	Carter	Buchanan
Arizona State	Morton	Brooks	Tharp	Kelly	Eakin	Douglas	Merryman	Rogers	Wilson	Carter	Buchanan
Cincinnati	Morton	Brooks	Tharp	Kelly	Eakin	Douglas	Merryman	Porcher	Wilson	Carter	Rogers
at Arizona	Morton	Brooks	Tharp	Kelly	Eakin	Douglas	Merryman	Porcher	Wilson	Carter	Rogers
Baylor	Morton	Brooks	Conyers	Kelly	Eakin	Douglas	Merryman	Porcher	Wilson	Carter	Rogers
at TCU	Morton	Brooks	Tharp	Kelly	J. Brown	Douglas	Buchanan	Porcher	Wilson	Carter	Rogers
at Iowa State	Morton	Brooks	Tharp	Kelly	Eakin	Douglas	Buchanan	Porcher	Wilson	Carter	Rogers
Colorado	Morton	Brooks	Tharp	Kelly	Eakin	Douglas	Merryman	Porcher	Wilson	Carter	Rogers
at Oklahoma State											
West Virginia											

DEFENSE

GAME	DT	DT	OLB	LB-WILL	LB-MIKE	OLB	STAR	CB	S	S	CB
Abilene Christian	Ledet Jr.	Banks	Washington	Rodriguez	Roberts	Dyson	McCarty	Peoples	Lewis	Baskerville	Horn
at Washington State	Cofield	Banks	Washington	Rodriguez	Roberts	I. Smith	McCarty	Lux	Lewis	Baskerville	Horn
North Texas	Carroll	Banks	Rigsby	Rodriguez	Roberts	I. Smith	McCarty	Lux	Lewis	Baskerville	Horn
Arizona State	Ledet Jr.	Banks	Washington	Rodriguez	Roberts	I. Smith	McCarty	Stevenson	Lewis	Baskerville	Horn
Cincinnati	Ledet Jr.	Banks	Esters III	Rodriguez	Roberts	I. Smith	McCarty	Stevenson	Lewis	Baskerville	Horn
at Arizona	Ledet Jr.	Carroll	Esters III	Rodriguez	Roberts	Dyson	McCarty	Lux	Cromwell	Baskerville	Horn
Baylor	Carroll	Banks	Esters III	Rodriguez	Roberts	Dyson	McCarty	Lux	Cromwell	Baskerville	Horn
at TCU	Ledet Jr.	Carroll	Esters III	Rodriguez	Roberts	Dyson	McCarty	Lux	Lewis	Baskerville	Horn
at Iowa State	Ledet Jr.	Carroll	Esters III	Rodriguez	Roberts	Dyson	Jordan	Lux	Lewis	Baskerville	Horn
at Kansas	Ledet Jr.	McAlpine	Esters III	Rodriguez	Roberts	Dyson	McCarty	Lux	Lewis	Baskerville	Horn
at Oklahoma State											
West Virginia											

2024 STARTS LEADERS

1.	Caleb Rogers (Sr.), OL	10
2.	Ben Roberts (So.), LB	10
3.	C.J. Baskerville (Sr.), DB	10
4.	Behren Morton (Jr.), QB	10
5.	Jacob Rodriguez (R-Jr.), LB	10
6.	Josh Kelly (Sr.), WR	10
7.	Caleb Douglas (Jr.), WR	10
8.	Sheridan Wilson (So.), OL	10
9.	Maurion Horn (So.), DB	10
10.	Tahj Brooks (Sr.), RB	9
11.	Davion Carter (Sr.), OL	9
12.	Coy Eakin (So.), WR	9
13.	Mason Tharp (Sr.), TE	9
14.	A.J. McCarty (R-Jr.), DB	9
15.	Chapman Lewis (So.), DB	8
16.	Sterling Porcher (Sr.), OL	8
17.	Quincy Ledet Jr. (Sr.), DL	7
18.	Bralyn Lux (Sr.), DB	7
19.	E'Maurion Banks (Jr.), DL	6
20.	Dalton Merryman (Jr.), OL	6
21.	Charles Esters III (Jr.), OLB	6
22.	Harvey Dyson III (So.), OLB	6
23.	De'Brayton Carroll (Sr.), DL	5
24.	Ty Buchanan (Jr.), OL	5
25.	Isaac Smith (Jr.), OLB	4
26.	Amier Washington (R-Fr.), OLB	3
27.	Vinny Sciury (Sr.), OL	2
28.	Macho Stevenson (R-Fr.), DB	2
29.	Devynn Cromwell (Sr.), DB	2
30.	Jalon Peoples (So.), DB	1

2024 STARTS LEADERS [Cont.]

31.	Micah Hudson (Fr.), WR	1
32.	Jayden Cofield (R-Fr.), DL	1
33.	Braylon Rigsby (R-Fr.), OLB	1
34.	Jalin Conyers (Sr.), TE	1
35.	Jordan Brown (Sr.), WR	1
36.	Brenden Jordan (So.), DB	1
37.	Trevon McAlpine (So.), DL	1

BREAKDOWN BY CLASSIFICATION - STARTS LEADERS

37 different players have made starts in 2024; breakdown by class below		
Freshmen		5
Sophomores		9
Juniors		9
Seniors		14

CONSECUTIVE STARTS LEADERS

PLAYER, POS.	CONSECUTIVE STARTS*
Caleb Rogers, OL	52
Ben Roberts, LB	22
C.J. Baskerville, DB	16
Behren Morton, QB	15
Jacob Rodriguez, LB	11
Josh Kelly, WR	10
Caleb Douglas, WR	10
Sheridan Wilson, OL	10
Maurion Horn, DB	10
Tahj Brooks, RB	8
Davion Carter, OL	8
Sterling Porcher, OL	6
Charles Esters III, OLB	6
Bralyn Lux, DB	5
Harvey Dyson III, OLB	5
Chapman Lews, DB	3
Mason Tharp, TE	3
Quincy Ledet Jr., DL	3
Coy Eakin, WR	2
Trevon McAlpine, DL	1
Dalton Merryman, OL	1
A.J. McCarty, DB	1

* consecutive starts at Texas Tech

CAREER GAMES PLAYED/STARTED

PLAYER	2019	2020	2021	2022	2023	2024	TOTAL
Joseph Adedire, OLB	-	-	-	12/6	12/8	0/0	24/14
E'Maurion Banks, DL	-	-	1/0	2/0	9/1	7/6	19/6
C.J. Baskerville, DB	-	-	*14/4	*8/7	11/10	10/10	43/31
Brady Boyd, WR	-	-	*9/0	12/1	3/2	8/0	32/3
Tahj Brooks, RB	-	10/0	9/4	13/6	13/13	9/9	54/32
Jordan Brown, WR	-	*2/0	*0/0	8/0	10/4	10/1	30/5
Ty Buchanan, OL	-	-	*0/0	4/1	9/1	9/5	22/7
De'Braylon Carroll, OL	*12/0	*5/5	*0/0	*12/2	*13/13	10/5	52/25
Davion Carter, OL	-	-	-	*12/11	*12/12	10/9	34/32
Jayden Cofield	-	-	-	-	3/0	10/1	13/1
Jalin Conyers, TE	-	*0/0	*11/1	*12/1	*11/5	10/1	44/8
Devynn Cromwell, DB	-	-	-	-	-	8/2	8/2
Miquel Dingle Jr., LB	-	-	-	-	4/1	10/0	14/1
Caleb Douglas, WR	-	-	-	*8/2	*5/5	10/10	23/17
Harvey Dyson III, OLB	-	-	-	2/0	8/0	8/6	18/6
Coy Eakin, WR	-	-	-	4/0	10/7	10/9	24/16
Charles Esters III, OLB	-	-	0/0	1/0	12/3	6/6	19/9
James Hansen, DL	-	*5/1	*0/0	*12/6	*12/12	7/0	36/19
Maurion Horn, DB	-	-	-	-	10/0	10/10	20/10
Micah Hudson, WR	-	-	-	-	-	8/1	8/1
Jaxon Hughes, OL	*0/0	*3/0	*7/7	*11/11	*2/0	4/0	27/18
Brenden Jordan, DB	-	-	-	-	13/5	10/1	23/6
Josh Kelly, WR	*1/1	*6/4	*13/9	*6/4	*12/12	10/10	48/40

PLAYER	2019	2020	2021	2022	2023	2024	TOTAL
Quincey Ledet Jr., DL	-	*8/0	*11/9	*12/10	13/1	10/7	54/27
Chapman Lewis, DB	-	-	-	-	12/0	8/8	20/8
Bralyn Lux, DB	-	*6/6	*13/8	*8/8	12/8	7/7	46/37
Trevon McAlpine, DL	-	-	-	0/0	8/0	9/1	17/1
A.J. McCarty, DB	-	*3/0	*13/0	*13/2	1/0	10/9	40/11
Drae McCray, WR	-	-	*11/11	*11/11	13/2	7/0	42/24
Dalton Merryman, OL	-	-	-	-	0/0	7/6	7/6
JohnCarlos Miller II, TE	-	-	*4/0	*11/11	*10/10	10/0	35/21
Behren Morton, QB	-	-	2/0	9/4	10/8	10/10	31/22
Jalon Peoples, DB	-	-	-	2/0	3/0	4/1	9/1
Sterling Porcher, OL	-	-	-	*13/13	*12/12	9/8	34/33
Bryce Ramirez, LB	0/0	0/0	7/0	2/1	11/2	7/0	27/3
Braylon Rigsby, DL	-	-	-	-	1/0	9/1	10/1
Ben Roberts, LB	-	-	-	2/0	13/12	10/10	25/22
Jacob Rodriguez, LB	-	-	*12/0	12/0	5/4	10/10	39/14
Caleb Rogers, OL	-	9/3	13/13	13/13	13/13	10/10	58/52
Vinny Sciury, OL	-	*1/0	*11/6	*14/14	*13/13	2/2	41/35
Isaac Smith, LB	-	-	0/0	11/2	0/0	9/4	20/6
Macho Stevenson, DB	-	-	-	-	0/0	9/2	9/2
Jake Strong, QB	-	-	-	-	3/1	0/0	3/1
Mason Tharp, TE	-	-	12/8	10/7	8/7	10/9	40/31
Amier Washington, OLB	-	-	-	-	2/0	9/3	11/3
Sheridan Wilson, OL	-	-	-	-	2/0	10/10	12/10

RED RAIDER NEWCOMERS

TRANSFERS (18)

NO	PLAYER	POS	2024 GP/GS	LAST SCHOOL
3	Josh Kelly	WR	10/10	Washington State
5	Caleb Douglas	WR	10/10	Florida
7	Cameran Brown	QB	7/0	West Georgia
12	Jalin Conyers	TE	10/1	Arizona State
18	JohnCarlos Miller II	TE	10/0	Elon
22	Devynn Cromwell	DB	8/2	Univ. of Guelph (Canada)
27	Javeon Wilcox	DB	-/-	TCU
30	Mikal Harrison-Pilot	DB	-/-	Houston
41	Jack Burgess	P	10/0	Weber State
52	De'Braylon Carroll	DL	10/5	Rice
56	Davion Carter	OL	10/9	Memphis
68	Jaxon Hughes	OL	4/0	South Carolina
71	Vinny Sciury	OL	2/2	Toledo
77	Maurice Rodrigues	OL	-/-	Saddleback JC
79	Sterling Porcher	OL	9/8	Middle Tennessee State
82	Price Morgan	WR	-/-	Central Missouri
89	Jason Llewellyn	TE	9/0	Oklahoma
91	James Hansen	DL	7/0	Nevada

TRUE FRESHMEN (29)

NO	PLAYER	POS	2024 GP/GS	HOMETOWN (HS)
1	Micah Hudson	WR	8/1	Temple, Texas (Lake Belton)
15	Will Hammond	QB	2/0	Austin, Texas (Hutto)
15	Oliver Miles III	DB	4/0	El Campo, Texas (El Campo)
16	Ashton Hampton	DB	-/-	Pearland, Texas (Pearland)
18	L.J. Johnson Jr.	WR	-/-	Madisonville, Texas (Madisonville)
20	J'Koby Williams	RB	7/0	Beckville, Texas (Beckville)
23	Adam Hill	RB	-/-	Albany, Texas (Albany)
24	Malik Esquerra	DB	-/-	Killeen, Texas (Shoemaker)
27	Isaiah Collins	DB	-/-	Huntsville, Texas (Huntsville)
28	Peyton Morgan	DB	-/-	Round Rock, Texas (Pflugerville Weiss)
32	Cheta Ofili	OLB	-/-	Rowlett, Texas (Sachse)
33	Cameron Dickey	RB	10/0	Austin, Texas (Crockett)
37	Curtis Murillo	WR	-/-	El Paso, Texas (Eastwood)
47	Rylan Vagana	LS	-/-	Huntington Beach, Calif. (Mater Dei)
50	Eddy Smith	OLB	-/-	Pearland, Texas (Pearland Dawson)
53	Holton Hendrix	OL	1/0	Lubbock, Texas (Lubbock Cooper)
62	Tyler Murray	OL	-/-	Brandeis, Texas (Brandeis)
65	D'Anthis Upshaw	OL	-/-	Irving, Texas (Irving)
66	Jackson Hildebrand	OL	-/-	San Antonio, Texas (Alamo Heights)
70	Jacob Ponton	OL	2/0	Dripping Springs, Texas (Dripping Springs)
78	Ellis Davis	OL	-/-	Prosper, Texas (Prosper)
84	Kaden Turner	P	-/-	Schertz, Texas (Clemens)
86	Tyson Turner	WR	2/0	Bryan, Texas (Bryan)
87	Chandlin Myers	WR	-/-	Hawley, Texas (Hawley)
88	Trey Jackson	TE	2/0	Dallas, Texas (South Oak Cliff)
92	Kasen Long	OLB	-/-	Shallowater, Texas (Shallowater)
96	Keyshawn Williams	DL	1/0	Houston, Texas (Dekaney)
97	Charles Anderson Jr.	OLB	1/0	Houston, Texas (Pearland Dawson)
98	Kendall Allen	DL	-/-	Tyler, Texas (Chapel Hill)

CAREER STAT NOTABLES

OFFENSE | RECEIVING

CAREER 100+ RECEIVING YARD GAMES

Jalin Conyers (1)

Date	Rec. Yards	Opponent
Oct. 29, 2022	108*	at Colorado

Caleb Douglas (1)

Date	Rec. Yards	Opponent
Oct. 26, 2024	140	at TCU
Oct. 5, 2024	116	at Arizona

Coy Eakin (2)

Date	Rec. Yards	Opponent
Dec. 16, 2023	106	California
Oct. 14, 2023	102	Kansas State

Josh Kelly (11)

Date	Rec. Yards	Opponent
Sept. 23, 2023	159*	Oregon State
Aug. 31, 2024	156	Abilene Christian
Nov. 11, 2023	130*	at Cal
Nov. 17, 2023	130*	Colorado
Sept. 11, 2021	127*	Cal Poly
Nov. 2, 2024	127	at Iowa State
Sept. 18, 2021	120*	at UCLA
Sept. 28, 2024	111	Cincinnati
Oct. 30, 2021	107*	at San Diego State
Nov. 25, 2023	106*	at Washington
Nov. 9, 2024	106	Colorado

JohnCarlos Miller II (1)

Date	Rec. Yards	Opponent
Nov. 4, 2023	101*	at Delaware

Drae McCray (6)

Date	Rec. Yards	Opponent
Nov. 20, 2021	237*	Tennessee Tech
Oct. 15, 2022	166*	Murray State
Sept. 10, 2022	158*	Mississippi Valley St.
Nov. 6, 2021	137*	Eastern Illinois
Sept. 3, 2022	113*	Presbyterian
Nov. 5, 2022	106*	at North Alabama

* indicates mark set at a previous school

CAREER GAMES WITH A RECEIVING TD

Player	'20	'21	'22	'23	'24	Career
McCray, Drae	--	8*	9*	2	--	19
Kelly, Josh	1*	2*	--	6*	4	13
Miller II, JohnCarlos	--	--	3*	4*	3	10
Tharp, Mason	--	1	2	4	--	7
Conyers, Jalin	--	--	3*	1*	3	7
Morgan, Price	--	--	--	6*	--	6
Eakin, Coy	--	--	--	2	4	6
Douglas, Caleb	--	--	2*	1*	2	5
Boyd, Brady	--	--	1	--	--	1
Brown, Jordan	--	--	--	1	--	1
Dickey, Cameron	--	--	--	--	1	1
Williams, J'Koby	--	--	--	--	1	1

* indicates mark set at a previous school

CAREER GAMES WITH MULTIPLE RECEIVING TDs

Player	'20	'21	'22	'23	'24	Career
McCray, Drae	--	2*	3*	--	--	5
Kelly, Josh	--	1*	--	1*	1	3
Eakin, Coy	--	--	--	--	2	2
Conyers, Jalin	--	--	1*	--	1	2
Douglas, Caleb	--	--	--	--	1	1

OFFENSE | RUSHING

CAREER 100+ RUSHING YARD GAMES

Tahj Brooks (21)

Date	Rush Yards	Opponent
Nov. 18, 2023	182	UCF
Sept. 28, 2024	172	Cincinnati
Oct. 7, 2023	170	at Baylor
Sept. 16, 2023	158	Tarleton
Aug. 31, 2024	153	Abilene Christian
Sept. 23, 2023	149	at West Virginia
Nov. 2, 2023	146	TCU
Nov. 9, 2024	137	Colorado
Sept. 4, 2021	134	vs. Houston
Nov. 11, 2023	133	at Kansas
Oct. 5, 2024	128	at Arizona
Oct. 19, 2024	125	Baylor
Nov. 2, 2024	122	at Iowa State
Oct. 26, 2024	121	at TCU
Sept. 21, 2024	117	Arizona State
Sept. 14, 2024	109	North Texas
Dec. 28, 2021	107	vs. Mississippi State
Oct. 22, 2022	107	West Virginia
Sept. 11, 2021	103	Stephen F. Austin
Oct. 21, 2023	101	at BYU
Sept. 30, 2023	101	Houston

Cam'Ron Valdez (1)

Date	Rush Yards	Opponent
Sept. 30, 2023	111	Houston

GAMES WITH A RUSHING TD

Player	'20	'21	'22	'23	'24	Career
Brooks, Tahj	3	5	4	9	8	29
Morton, Behren	--	--	2	4	1	7
Conyers, Jalin	--	0	0	1	1	2
Dickey, Cameron	--	--	--	--	1	1
Williams, J'Koby	--	--	--	--	1	1
Valdez, Cam'Ron	--	0	0	1	0	1

* Indicates games played prior to arrival at Texas Tech

GAMES WITH MULTIPLE RUSHING TDs

Player	'20	'21	'22	'23	'24	Career
Brooks, Tahj	1	2	2	1	2	8

ACTIVE CAREER EXPLOSIVE YARDAGE LEADERS | RUSHING

Tahj Brooks (30)

20-yard plus: 30 / 30-yard plus: 13 / 40-yard plus: 5

Date	Yards	Opponent
Sept. 11, 2021	67	SFA
Nov. 13, 2021	51	Iowa St.
Nov. 18, 2023	46	UCF
Sept. 4, 2021	44	Houston
Sept. 4, 2021	41	Houston
Sept. 16, 2023	38	Tarleton St.
Dec. 28, 2022	37	Ole Miss
Sept. 9, 2023	35	Oregon
Sept. 28, 2024	35	Cincinnati
Oct. 5, 2024	32	at Arizona
Oct. 29, 2022	31	Baylor
Oct. 19, 2024	31	Baylor
Oct. 14, 2023	30	Kansas State
Dec. 5, 2020	28	Kansas
Sept. 23, 2023	27	West Virginia
Nov. 24, 2023	25	Texas
Sept. 21, 2024	25	Arizona State
Sept. 28, 2024	25	Cincinnati
Nov. 9, 2024	25	Colorado
Oct. 7, 2023	24	Baylor
Sept. 3, 2022	23	Murray State
Oct. 23, 2021	23	K-State

Sept. 14, 2024	23	North Texas
Sept. 16, 2023	22	Tarleton St.
Nov. 5, 2022	21	TCU
Aug. 21, 2024	21	Abilene Christian
Sept. 14, 2024	21	North Texas
Oct. 22, 2022	20	West Virginia
Nov. 2, 2023	20	TCU
Sept. 14, 2024	20	North Texas

Cameron Brown (2)

Date	Yards	Opponent
Sept. 7, 2024	22	Washington State
Sept. 7, 2024	20	Washington State

Cameron Dickey (1)

Date	Yards	Opponent
Sept. 14, 2024	37	North Texas

OFFENSE | PASSING

CAREER 300+ YARD PASSING GAMES

Behren Morton (4)

Date	Pass Yards	Opponent
Oct. 8, 2022	379	at Oklahoma State
Aug. 31, 2024	378	Abilene Christian
Oct. 22, 2022	325	vs West Virginia
Sept. 7, 2024	323	at Washington State

GAMES WITH MULTIPLE PASSING TDs

Player	'21	'22	'23	'24	Career
Morton, Behren	-	2	6	7	15

GAMES WITH THREE OR MORE PASSING TDs

Player	'21	'22	'23	'24	Career
Morton, Behren	-	-	2	3	5

DEFENSE | TACKLES

CAREER 10+ TACKLE GAMES

Ben Roberts (8)

Date	Tackles	Opponent
Nov. 24, 2023	13	at Texas
Sept. 9, 2023	12	Oregon
Sept. 28, 2024	12	Cincinnati
Sept. 23, 2023	11	at West Virginia
Sept. 21, 2024	11	Arizona State
Oct. 14, 2023	11	Kansas State
Sept. 30, 2023	10	Houston
Oct. 21, 2023	10	at BYU

Jacob Rodriguez (7)

Date	Tackles	Opponent
Nov. 9, 2024	17	Colorado
Aug. 31, 2024	13	Abilene Christian
Oct. 5, 2024	13	at Arizona
Nov. 2, 2024	13	at Iowa State
Nov. 18, 2023	12	UCF
Oct. 19, 2024	12	Baylor
Sept. 28, 2024	11	Cincinnati

C.J. Baskerville (1)

Date	Tackles	Opponent
Nov. 11, 2023	11	Kansas

Maurion Horn (2)

Date	Tackles	Opponent
Aug. 31, 2024	11	Abilene Christian
Oct. 5, 2024	10	at Arizona



INDIVIDUAL | SINGLE-GAME CAREER HIGHS

PASSING

Name	Completions		Attempts		Yards		Career 300-Yard Passing Games
	2024	Career	2024	Career	2024	Career	
#2 Behren Morton	34 (at Washington St.)	39 ('22 at Oklahoma St.)	58 (at Washington St.)	62 ('22 at Oklahoma St.)	378 (vs. ACU)	379 ('22 at Oklahoma St.)	4
#15 Will Hammond	10 (at TCU)	10 ('24 at TCU)	15 (at TCU)	15 ('24 at TCU)	121 (at TCU)	121 ('24 at TCU)	0
Name	Longest Pass		TDs		INTs		
	2024	Career	2024	Career	2024	Career	
#2 Behren Morton	70 (vs. North Texas)	70 ('24 vs. North Texas)	5 (vs. ACU)	5 ('24 vs. ACU)	2 (2x, last at Iowa St.)	3 (2x, last '23 at Texas)	
#15 Will Hammond	36 (at TCU)	36 ('24 at TCU)	1 (at TCU)	1 ('24 at TCU)	--	has not happened	

RUSHING

Name	Attempts		Yards		TDs		Longest Career Run	100-Yd Games
	2024	Career	2024	Career	2024	Career		
#12 Jalin Conyers	3 (at Washington St.)	8 ('23 vs Arizona)*	13 (vs. Cincinnati)	43 ('23 vs. Arizona)*	1 (vs. Arizona St.)	1 (2x, last '24 vs. Arizona St.)*	39 ('23 at Arizona)	0
#20 J'Koby Williams	8 (at TCU)	8 ('24 at TCU)	42 (at TCU)	42 ('24 at TCU)	1 (vs. North Texas)	1 ('24 vs. North Texas)	13 ('24 at TCU)	0
#28 Tahj Brooks	32 (vs. Cincinnati)	33 ('23 at Kansas)	172 (vs. Cincinnati)	182 ('23 vs. UCF)	3 (at Arizona)	3 (2x, last '24 at Arizona)	67 ('21 vs. SFA)	21
#33 Cameron Dickey	10 (vs. North Texas)	10 ('24 vs. North Texas)	75 (vs. North Texas)	75 ('24 vs. North Texas)	1 (vs. North Texas)	1 ('24 vs. North Texas)	37 ('24 vs. North Texas)	0
Quarterbacks								
#2 Behren Morton	11 (vs. Colorado)	17 ('22 at Oklahoma St.)	46 (vs. Cincinnati)	53 ('22 at Oklahoma St.)	1 (vs. North Texas)	1 (6x, last '24 vs. North Texas)	26 ('24 vs. Cincinnati)	0
#7 Cameran Brown	5 (at Washington St.)	5 ('24 at Washington St.)	70 (at Washington St.)	70 ('24 at Washington St.)	--	has not happened	22 ('24 at Wash. St.)	0
#15 Will Hammond	8 (at TCU)	8 ('24 at TCU)	16 (at TCU)	16 ('24 at TCU)	1 (at TCU)	1 ('24 at TCU)	12 ('24 at TCU)	0

RECEIVING

Name	Receptions		Yards		TDs		Longest Career Reception	100-Yd Games
	2024	Career	2024	Career	2024	Career		
#1 Micah Hudson	3 (vs. North Texas)	3 ('24 vs. North Texas)	43 (vs. North Texas)	43 ('24 vs. North Texas)	--	has not happened	38 ('24 at Arizona)	0
#3 Josh Kelly	10 (2x, last vs. Ariz. St.)	10 (2x, last '24 vs. Ariz. St.)	156 (vs. ACU)	159 ('23 vs Oregon St.)	2 (at Iowa State)	3 ('23 vs Oregon St.)	71 ('20 at Utah St.)	*6/4
#4 Jordan Brown	3 (2x, last vs. North Texas)	6 ('23 vs. Tarleton St.)	49 (vs. North Texas)	73 ('23 vs. Tarleton St.)	--	1 ('23 vs. Tarleton St.)	46 ('23 vs. Tarleton St.)	0
#5 Caleb Douglas	9 (2x, last at TCU)	9 (2x, last '24 at TCU)	140 (at TCU)	140 ('24 at TCU)	3 (vs. Baylor)	3 ('24 vs. Baylor)	62 ('22 vs. E. Wash.)	2
#8 Coy Eakin	5 (2x, last at Wash. St.)	8 ('23 vs. TCU)	78 (vs. Cincinnati)	106 ('23 vs. Cal)	2 (2x, last vs. Cincy)	2 (2x, last '24 vs. Cincy)	70 ('24 vs. North Texas)	2
#10 Drae McCray	5 (vs. Cincinnati)	12 ('22 at Alabama)*	39 (vs. Cincinnati)	237 ('21 vs. Tenn. Tech)*	--	4 ('21 vs. Tenn. Tech)*	73 ('21 vs. Tenn. Tech)*	*6/0
#12 Jalin Conyers	5 (vs. ACU)	10 ('22 at Arizona)	63 (vs. ACU)	108 ('22 at Colorado)	2 (vs. Colorado)	3 ('22 at Colorado)	50 ('23 at Wash. St.)	*1/0
#13 Brady Boyd	1 (vs. North Texas)	3 (2x, last '23 vs. Cal)	7 (vs. North Texas)	37 ('23 vs. Cal)	--	1 ('22 vs. West Virginia)	24 ('23 vs. Cal)	0
#18 JohnCarlos Miller II	2 (vs. North Texas)	5 ('23 at Delaware)*	55 (vs. North Texas)	101 ('23 at Delaware)*	1 (3x, last vs. Ariz. St.)	1 (10x, last '24 vs. Ariz. St.)*	70 ('23 at Delaware)*	*1/0
#80 Mason Tharp	2 (at Iowa State)	4 ('23 vs. Oregon)	18 (at Iowa State)	61 ('21 vs. FIU)	--	1 (7x, last '23 vs. Cal)	28 ('23 vs. Tarleton St.)	0
Running Backs								
#20 J'Koby Williams	2 (vs. Baylor)	2 ('24 vs. Baylor)	22 (vs. Baylor)	22 ('24 vs. Baylor)	1 (vs. Baylor)	1 ('24 vs. Baylor)	18 ('24 vs. Baylor)	0
#28 Tahj Brooks	4 (2x, last vs. Colorado)	5 (3x, last '23 vs. Cal)	51 (vs. Colorado)	51 ('24 vs. Colorado)	--	1 ('22 vs. Texas)	18 ('21 vs. Iowa St)	0
#33 Cameron Dickey	5 (at Washington St.)	5 ('24 at Washington St.)	34 (at Washington St.)	34 ('24 at Washington St.)	1 (at Washington St.)	1 ('24 at Washington St.)	12 ('24 at Wash. St.)	0

DEFENSE

Name	Tackles		Sacks		TFLs		INT	FF
	2024	Career	2024	Career	2024	Career		
#0 Bralyn Lux	5 (2x, last at TCU)	9 (2x, last '23 vs. Cal)*	--	1.0 (2x, last '22 at Boise St.)*	--	2.0 ('23, last at Kansas)*	1 (4x)*	1 (2x)*
#1 A.J. McCarty	5 (vs. ACU)	9 ('22 at Iowa St.)	0.5 (vs. Arizona St.)	0.5 ('24 vs. Arizona St.)	1.0 (3x, last vs. Colorado)	1.0 (4x, last '24 vs. Colorado)	1 (3x)*	--
#2 Jalon Peoples	4 (vs. ACU)	4 ('24 vs. ACU)	--	has not happened	--	has not happened	--	--
#3 Bryce Ramirez	5 (vs. North Texas)	7 ('23 at BYU)	--	has not happened	0.5 (at Arizona)	0.5 ('24 at Arizona)	1 ('24 vs. UNT)	--
#4 Maurion Horn	11 (vs. ACU)	11 ('24 vs. ACU)	--	has not happened	1.0 (2x, last at Arizona)	1.0 (2x, last '24 at Arizona)	--	--
#5 Quincy Ledet Jr.	4 (vs. Cincinnati)	8 ('22 vs. Southern Miss)*	--	1.0 (3x, last vs. Southern Miss)*	1.0 (vs. Colorado)	1.5 (2x, last vs. Southern Miss)*	1 ('24 at UA)	1 (2x)*
#6 John Curry	5 (vs. North Texas)	5 ('24 vs. North Texas)	--	has not happened	--	has not happened	--	--
#7 Brenden Jordan	5 (vs. Cincinnati)	6 ('23 vs. K-State)	0.5 (at TCU)	0.5 ('24 at TCU)	1.0 (at TCU)	1.0 (2x, last '24 at TCU)	--	--
#9 C.J. Baskerville	9 (2x, last vs. Cincinnati)	11 ('23 at Kansas)	--	has not happened	1.5 (at TCU)	1.5 (2x, last '24 at TCU)	1 (6x)*	--
#10 Jacob Rodriguez	17 (vs. Colorado)	17 ('24 vs. Colorado)	2.0 (at Iowa State)	2.0 ('24 at Iowa State)	2.5 (at Iowa State)	2.5 ('24 at Iowa State)	1 ('23 vs. Cal)	1 (6x)
#11 Charles Esters III	5 (vs. Colorado)	7 ('23 vs. Oregon)	0.5 (at TCU)	2.0 ('23 at Baylor)	1.5 (at Iowa State)	2.0 ('23 at Baylor)	--	1 ('23 at Baylor)
#12 Macho Stevenson	5 (vs. Cincinnati)	5 ('24 vs. Cincinnati)	--	has not happened	--	has not happened	--	1 ('24 vs. UC)
#13 Ben Roberts	12 (vs. Cincinnati)	13 ('23 at Texas)	--	0.5 ('23 vs. Oregon)	2.0 (vs. Cincinnati)	2.0 (2x, last '24 vs. Cincinnati)	1 ('23 at WVU)	1 (5x)
#17 Isaac Smith	7 (at Iowa St.)	7 ('24 at Iowa St.)	1.0 (at Washington St.)	1.0 ('22 vs. Ole Miss)	1.0 (at Washington St.)	2.0 ('22 vs. Ole Miss)	--	--
#21 Jordan Sanford	4 (at Washington St.)	4 ('24 at Washington St.)	--	has not happened	--	has not happened	--	--
#22 Devynn Cromwell*	9 (at Arizona)	9 ('24 at Arizona)	--	has not happened	--	has not happened	--	--
#25 Chapman Lewis	7 (3x, last at Iowa St.)	7 (3x, last '24 at Iowa St.)	--	has not happened	0.5 (at TCU)	0.5 ('24 at TCU)	1 (3x)	--
#33 Harvey Dyson III	2 (4x, last at Iowa St.)	2 (4x, last '24 at Iowa St.)	1.0 (2x, last vs. Colorado)	1.0 (2x, last '24 vs. Colorado)	1.0 (3x, last vs. Colorado)	1.0 (3x, last '24 vs. Colorado)	1 ('24 at TCU)	--
#35 Miquel Dingle Jr.	4 (vs. North Texas)	4 (2x, last '24 vs. North Texas)	0.5 (vs. North Texas)	0.5 ('24 vs. North Texas)	1.5 (vs. North Texas)	1.5 ('24 vs. North Texas)	--	--
#51 Jayden Cofield	4 (vs. North Texas)	4 ('24 vs. North Texas)	1.0 (vs. Cincinnati)	1.0 ('24 vs. Cincinnati)	1.0 (2x, last vs. Cincy)	1.0 (2x, last '24 vs. Cincy)	--	--
#52 De'Braylon Carroll	6 (vs. Cincinnati)	6 (2x, '24 vs. Cincinnati)*	--	1.5 ('23 at Marshall)	1.5 (vs. Cincinnati)	3.0 ('23 vs Texas St.)	--	--
#88 Amier Washington	4 (vs. Arizona St.)	4 (2x, last '24 vs. Ariz. St.)	0.5 (vs. Arizona St.)	2.0 ('23 vs. Cal)	0.5 (vs. Arizona St.)	4.0 ('23 vs. Cal)	--	1 ('23 vs. Cal)
#90 Ansel Nedore	2 (at Arizona)	2 ('24 at Arizona)	--	has not happened	--	has not happened	--	--
#91 James Hansen	--	5 ('22 vs. San Diego St.)	--	1 (2x, last '23 vs. Hawaii)	--	2 ('23 vs. Hawaii)	--	1 ('22 vs. Texas St.)
#94 Braylon Rigsby	3 (2x, last vs. Colorado)	3 (2x, last '24 vs. Colorado)	--	has not happened	1.0 (2x, last vs. Colorado)	1.0 (2x, last '24 vs. Colorado)	--	--
#95 Trevon McAlpine	5 (at Iowa State)	6 ('23 at Texas)	1.0 (vs. Colorado)	1.0 (2x, last '24 vs. Colorado)	1.0 (vs. Colorado)	1.0 (2x, last '24 vs. Colorado)	--	--

* - indicates stats that include numbers accumulated at previous FBS institution

9 C.J. BASKERVILLE

DB | Sr. | 4th Yr. (2nd at Tech) | North Richland Hills, Texas | Richland HS

Follow on Social Media

Twitter: @c9baskerville | Instagram: cjbaskerville

PARTICIPATION	2021*	2022*	2023	2024	CAREER
GP/GS	14/4	8/7	11/10	10/9	43/30

* at San Diego State

CAREER STATS

TACKLES	GP	UA	A	Total	TFL	Yds	PD	FF	FR	INT	QBH
2021 (SOSU)	14	23	16	39	1.0	3	3	0	1	1	0
2022 (SOSU)	8	20	16	36	1.5	4	3	0	0	0	0
2023 (TTU)	11	54	24	78	4.5	15	5	0	0	2	2
2024 (TTU)	10	32	21	53	2.5	4	3	0	0	3	0
TOTALS	43	129	77	206	9.5	26	14	0	1	6	2

INTERCEPTIONS	GP	No	Yds	TD	LG	AVG/R
2021 (SOSU)	14	1	0	0	0	0.0
2022 (SOSU)	8	0	0	0	0	0.0
2023 (TTU)	11	2	16	0	12	8.0
2024 (TTU)	10	3	0	0	0	0.0
TOTALS	43	6	16	0	12	--

2024 GAME-BY-GAME STATS

Opponent	GS	UA	A	TOT	TFL-YDS	INT-YDS	FF	FR	PBU
Abilene Christian	*	7	2	9	0.0-0	0-0	0	0	0
at Washington St.	*	4	1	5	1.0-1	0-0	0	0	0
North Texas	*	2	0	2	0.0-0	0-0	0	0	0
Arizona State	*	1	2	3	0.0-0	1-0	0	0	0
Cincinnati	*	3	6	9	0.0-0	0-0	0	0	1
at Arizona	*	3	4	7	0.0-0	1-0	0	0	0
Baylor	*	4	1	5	0.0-0	0-0	0	0	1
at TCU	*	2	2	4	1.5-3	1-0	0	0	0
at Iowa State	*	3	3	6	0.0-0	0-0	0	0	1
Colorado	*	3	0	3	0.0-0	0-0	0	0	0
at Oklahoma St.	-	-	-	---	---	-	-	-	-
West Virginia	-	-	-	---	---	-	-	-	-
Totals		32	21	53	2.5-4	3-0	0	0	3

2023 GAME-BY-GAME STATS

Opponent	GS	UA	A	TOT	TFL-YDS	INT-YDS	FF	FR	PBU
at Wyoming		3	1	4	1.5-6	0-0	0	0	0
Oregon		DNP-injured							
Tarleton St.	*	3	3	6	0.0	0-0	0	0	2
at West Virginia	*	4	3	7	0.0	0-0	0	0	0
Houston	*	9	0	9	1.0-5	0-0	0	0	1
at Baylor	*	4	2	6	1.0-2	0-0	0	0	0
Kansas State		DNP-injured							
at BYU	*	2	3	5	0.0	0-0	0	0	1
TCU	*	7	2	9	0.0	0-0	0	0	0
at Kansas	*	10	1	11	0.0	0-0	0	0	0
UCF	*	4	3	7	0.0	1-4	0	0	1
at Texas	*	4	5	9	0.0	0-0	0	0	0
vs. California	*	4	1	5	1.0-2	1-12	0	0	0
Totals		54	24	78	4.5-15	2-16	0	0	5

2022 GAME-BY-GAME STATS (@ SAN DIEGO STATE)

Opponent	GS	UA	A	TOT	TFL-YDS	INT-YDS	FF	FR	PBU
Arizona	*	3	3	6	0.0-0	0-0	0	0	0
Idaho State	*	4	4	8	0.0-0	0-0	0	0	0
at Utah	*	4	0	4	1.0-3	0-0	0	0	0
Toledo	*	3	5	8	0.5-1	0-0	0	0	0
at Boise State	*	3	2	5	0.0-0	0-0	0	0	2
Hawaii.	*	1	0	1	0.0-0	0-0	0	0	1
at Nevada	*	2	2	4	0.0-0	0-0	0	0	0
Air Force		0	0	0	0.0-0	0-0	0	0	0
Totals		20	16	36	1.5-4	0-0	0	0	3

2021 GAME-BY-GAME STATS (@ SAN DIEGO STATE)

Opponent	GS	UA	A	TOT	TFL-YDS	INT-YDS	FF	FR	PBU
New Mexico St.		0	0	0	0.0-0	0-0	0	0	0
at Arizona		0	0	0	0.0-0	0-0	0	0	0
Utah		0	0	0	0.0-0	0-0	0	0	0
Towson		1	1	2	0.5-2	0-0	0	0	0
New Mexico		1	1	2	0.0-0	0-0	0	0	0
at San Jose St.		0	0	0	0.0-0	0-0	0	0	0
at Air Force		1	0	1	0.0-0	0-0	0	0	0
Fresno State		0	0	0	0.0-0	0-0	0	0	0
at Hawaii		1	1	2	0.0-0	0-0	0	1	0
Nevada		1	2	3	0.0-0	0-0	0	0	0
at UNLV	*	2	4	6	0.0-0	0-0	0	0	1
Boise State	*	3	2	5	0.5-1	0-0	0	0	0
Utah State	*	8	1	9	0.0-0	0-0	0	0	2
vs. UTSA	*	5	4	9	0.0-0	1-0	0	0	0
Totals		23	16	39	1.0-3	1-0	0	1	3

28 TAHJ BROOKS

RB | S-Sr. | 5th Yr. | Manor, Texas | Manor HS

Follow on Social Media

Twitter: @just_tahj | Instagram: thetahjbrooks

PARTICIPATION	2020	2021	2022	2023	2024	CAREER
GP/GS	10/0	9/4	13/6	13/13	9/9	54/32

CAREER STATS

RUSHING	G	Att	Yds	TD	Lg	Avg/C	Avg/G
2020	10	69	255	4	28	3.7	25.5
2021	9	87	568	7	67	6.5	63.1
2022	13	147	691	7	37	4.7	53.2
2023	13	290	1,538	10	46	5.3	118.3
2024	9	235	1,184	11	35	5.0	131.6
Totals	54	828	4,236	39	67	5.1	78.4

RECEIVING	G	Rec	Yds	TD	Lg	Rec/G	Avg/C	Avg/G
2020	10	13	61	0	16	1.3	4.7	6.1
2021	9	6	52	0	18	0.7	8.7	5.8
2022	13	26	164	1	17	2.0	6.3	12.6
2023	13	29	72	0	12	2.2	2.5	5.5
2024	9	17	99	0	17	1.9	5.8	11.0
Totals	54	91	448	1	18	1.7	4.9	8.3

ALL PURPOSE	G	Rush	Rec	PR	KR	IR	Total	Avg/G
2020	10	255	61	0	0	0	316	31.6
2021	9	568	52	0	21	0	641	71.2
2022	13	691	164	0	0	0	855	65.8
2023	13	1,538	72	0	0	0	1,610	123.8
2024	9	1,184	99	0	0	0	1,283	142.6
Totals	54	4,236	448	0	21	0	4,705	87.1

2024 GAME-BY-GAME

Opponent	GS	Rush	Yds	TD	LG	Rec	Yds	TD	LG
Abilene Christian	*	27	153	1	21	3	14	0	7
at Washington St.		DNP-injured							
North Texas	*	17	109	1	23	0	0	0	0
Arizona State	*	27	117	0	25	2	3	0	3
Cincinnati	*	32	172	2	35	0	0	0	0
at Arizona	*	21	128	3	32	1	-2	0	0
Baylor	*	25	125	1	31	4	22	0	10
at TCU	*	30	121	1	12	1	1	0	1
at Iowa State	*	25	122	1	17	2	10	0	12
Colorado	*	31	137	1	25	4	51	0	17
at Oklahoma St.		-	-	-	-	-	-	-	-
West Virginia		-	-	-	-	-	-	-	-
Totals		235	1,184	11	35	17	99	0	17

2023 GAME-BY-GAME

Opponent	GS	Rush	Yds	TD	LG	Rec	Yds	TD	LG
at Wyoming	*	11	39	1	8	2	12	0	10
Oregon	*	7	71	0	35	4	18	0	7
Tarleton State	*	19	158	0	38	0	0	0	0
at West Virginia	*	25	149	0	27	1	6	0	6
Houston	*	21	101	2	19	1	-5	0	0
at Baylor	*	31	170	1	24	1	4	0	4
Kansas State	*	17	98	1	30	2	22	0	12
at BYU	*	30	101	1	18	3	15	0	9
TCU	*	31	146	1	20	4	-4	0	2
at Kansas	*	33	133	1	11	1	6	0	6
UCF	*	24	182	1	46	1	-4	0	0
at Texas	*	19	95	0	25	4	2	0	3
vs. California	*	22	95	1	11	5	0	0	3
Totals		290	1,538	10	46	29	72	0	12

2022 GAME-BY-GAME

Opponent	GS	Rush	Yds	TD	LG	Rec	Yds	TD	LG
Murray State		6	50	3	23	1	1	0	1
Houston		17	78	1	19	5	34	0	17
at NC State	*	4	4	0	2	5	44	0	17
Texas		12	36	0	11	3	21	1	17
at Kansas State		10	39	0	7	4	5	0	3
at Oklahoma State		4	8	0	9	0	0	0	0
West Virginia	*	17	107	2	20	1	6	0	6
Baylor	*	16	98	0	31	2	17	0	10
at TCU	*	10	59	0	21	1	7	0	7
Kansas	*	16	51	1	9	0	0	0	0
at Iowa State	*	9	45	0	11	1	7	0	7
Oklahoma		12	26	0	6	3	22	0	11
vs. Ole Miss		14	90	0	37	0	0	0	0
Totals		147	691	7	37	26	164	1	17



2021 GAME-BY-GAME

Opponent	GS	Rush	Yds	TD	LG	Rec	Yds	TD	LG
vs. Houston	*	15	134	2	44	0	0	0	0
Stephen F. Austin		11	103	2	67	1	7	0	7
FIU	*	9	47	0	19	0	0	0	0
at Texas	DNP-injured								
at West Virginia	DNP-injured								
TCU	DNP-injured								
at Kansas	DNP-injured								
Kansas State		4	33	0	23	0	0	0	0
at Oklahoma	*	6	23	0	16	1	5	0	5
Iowa State	*	9	80	1	51	2	21	0	18
Oklahoma State		3	1	0	3	1	12	0	12
at Baylor		14	40	1	11	1	7	0	7
vs. Mississippi State		16	107	1	19	0	0	0	0
Totals		87	568	7	67	6	52	0	18

2020 GAME-BY-GAME

Opponent	GS	Rush	Yds	TD	LG	Rec	Yds	TD	LG
HBU		8	25	1	7	2	26	0	16
Texas		0	0	0	0	0	0	0	0
at Kansas St.		1	0	0	0	0	0	0	0
at Iowa St.		0	0	0	0	0	0	0	0
West Virginia		12	44	1	10	1	2	0	2
Oklahoma		12	30	0	16	3	19	0	10
at TCU		0	0	0	0	0	0	0	0
Baylor		14	48	2	9	1	6	0	6
at Oklahoma St.		6	29	0	12	4	7	0	6
Kansas		16	79	0	28	2	1	0	1
Totals		69	255	4	28	13	61	0	16

4 JORDAN BROWN

WR | Sr. | 5th Yr. (3rd at Tech) | Dallas, Texas | DeSoto HS

Follow on Social Media

Twitter: @JordanBrown6ix | Instagram: thejordanbrownn

PARTICIPATION	2020*	2021*	2022	2023	2024	CAREER
GP/GS	2/0	0/0	8/0	10/3	10/1	30/4

* at Kansas

CAREER STATS

RECEIVING	G	Rec	Yds	TD	Lg	Rec/G	Avg/C	Avg/G
2020 (KUJ)	2	1	4	0	4	0.5	4.0	2.0
2021 (KUJ)	0	-	-	-	-	-	-	-
2022 (TTUJ)	8	3	18	0	10	0.4	6.0	2.3
2023 (TTUJ)	10	22	256	1	46	2.2	11.6	25.6
2024 (TTUJ)	10	11	140	0	42	1.1	12.7	14.0
Totals	30	37	418	1	46	1.2	11.3	13.9

KICK RETURNS	G	No.	Yds	Avg	TD	Long
2020 (KUJ)	2	0	0	0.0	0	0
2021 (KUJ)	0	-	-	-	-	-
2022 (TTUJ)	8	7	171	24.4	0	67
2023 (TTUJ)	10	2	45	22.5	0	46
2024 (TTUJ)	10	6	107	17.8	0	20
Totals	30	15	323	21.5	0	67

ALL PURPOSE	G	Rush	Rec	PR	KR	IR	Total	Avg/G
2020 (KUJ)	2	0	4	0	0	0	4	2.0
2021 (KUJ)	0	-	-	-	-	-	-	-
2022 (TTUJ)	8	0	18	0	171	0	189	23.6
2023 (TTUJ)	10	0	256	0	45	0	301	30.1
2024 (TTUJ)	10	0	140	18	107	0	265	26.5
Totals	30	0	418	18	323	0	759	25.3

2024 GAME-BY-GAME

Opponent	GS	Rec	Yds	TD	Avg	LG	Rush	Yds	TD
Abilene Christian		1	11	0	11.0	11	0	0	0
at Washington St.		3	41	0	13.7	19	0	0	0
North Texas		3	49	0	16.3	42	0	0	0
Arizona State		0	0	0	0.0	0	0	0	0
Cincinnati		0	0	0	0.0	0	0	0	0
at Arizona		0	0	0	0.0	0	0	0	0
Baylor		2	11	0	5.5	6	0	0	0
at TCU	*	0	8	0	8.0	8	0	0	0
at Iowa State		1	13	0	13.0	13	0	0	0
Colorado		1	7	0	7.0	7	0	0	0
at Oklahoma St.		-	-	-	-	-	-	-	-
West Virginia		-	-	-	-	-	-	-	-
Totals		11	140	0	12.7	42	0	0	0

2023 GAME-BY-GAME

Opponent	GS	Rec	Yds	TD	Avg	LG	Rush	Yds	TD
at Wyoming		2	51	0	25.5	27	0	0	0
Oregon		0	0	0	0	0	0	0	0
Tarleton State	*	6	73	1	12.2	46	0	0	0
at West Virginia	*	2	27	0	13.5	26	0	0	0
Houston	DNP-injured								
at Baylor	DNP-injured								
Kansas State		4	24	0	6.0	8	0	0	0
at BYU		1	36	0	36	36	0	0	0
TCU		1	5	0	5.0	5	0	0	0
at Kansas		1	2	0	2.0	2	0	0	0
UCF		4	30	0	7.5	12	0	0	0
at Texas	*	1	8	0	8.0	8	0	0	0
vs. California	DNP-injured								
Totals		22	256	1	11.6	46	0	0	0

2022 GAME-BY-GAME

Opponent	GS	Rec	Yds	TD	Avg	LG	Rush	Yds	TD
Murray State	DNP-injured								
Houston	DNP-injured								
at NC State	DNP-injured								
Texas	DNP-injured								
at Kansas State		2	14	0	7.0	10	0	0	0
at Oklahoma State		1	4	0	4.0	4	0	0	0
West Virginia		0	0	0	0	0	0	0	0
Baylor	DNP								
at TCU		0	0	0	0	0	0	0	0
Kansas		0	0	0	0	0	0	0	0
at Iowa State		0	0	0	0	0	0	0	0
Oklahoma		0	0	0	0	0	0	0	0
vs. Ole Miss		0	0	0	0	0	0	0	0
Totals		3	18	0	6.0	10	0	0	0

52 DE'BRAYLON CARROLL

DL | S-Sr. | 6th Yr. (1st at Tech) | Duncanville, Texas | Duncanville HS

Follow on Social Media
Twitter: @deeforsack | Instagram: deeforsack

PARTICIPATION	2019*	2020*	2021*	2022*	2023*	2024	CAREER
GP/GS	12/0	5/5	0/0	12/2	13/13	10/5	52/25

* at Rice

CAREER STATS

TACKLES	GP	UA	A	Total	TFL	Yds	PD	FF	FR	Blkd
2019 (RICE)	12	7	7	14	2.5	17	0	0	0	0
2020 (RICE)	5	3	18	21	3.0	15	0	0	0	0
2021 (RICE)	0	0	0	0	0.0	0	0	0	0	0
2022 (RICE)	12	10	10	20	4.5	5	0	0	0	0
2023 (RICE)	13	18	29	47	9.0	46	0	0	1	0
2024 (TTU)	10	4	11	15	3.0	7	0	0	1	0
Totals	51	42	73	115	22.0	90	0	0	2	0

SACKS	G	UA	A	Total	Yds
2019 (RICE)	12	1.0	0	1.0	14
2020 (RICE)	5	1.0	0.5	1.5	13
2021 (RICE)	0	0	0	0.0	0
2022 (RICE)	12	1.0	0	1.0	1
2023 (RICE)	13	2	1.5	3.5	26
2024 (TTU)	10	0	0	0.0	0
Totals	52	5	2	7.0	54

2024 GAME-BY-GAME STATS

Opponent	GS	UA	A	TOT	SACKS-YDS	TFL-YDS	FF	FR	INT	QBH
Abilene Christian	0	0	0	0	0.0-0	0.0-0	0	1	0	0
at Washington St.	0	0	0	0	0.0-0	0.0-0	0	0	0	1
North Texas	*	0	1	1	0.0-0	0.5-1	0	0	0	0
Arizona State	0	0	0	0	0.0-0	0.0-0	0	0	0	0
Cincinnati	4	2	6	6	0.0-0	1.5-5	0	0	0	0
at Arizona	*	0	4	4	0.0-0	0.5-1	0	0	0	1
Baylor	*	0	0	0	0.0-0	0.0-0	0	0	0	1
at TCU	*	0	2	2	0.0-0	0.5-3	0	0	0	0
at Iowa State	*	0	0	0	0.0-0	0.0-0	0	0	0	0
Colorado	0	2	2	2	0.0-0	0.0-0	0	0	0	0
at Oklahoma St.	-	-	-	-	---	---	-	-	-	-
West Virginia	-	-	-	-	---	---	-	-	-	-
Totals	4	11	15	15	0.0-0	3.0-7	0	1	0	3

2023 GAME-BY-GAME STATS (@ RICE)

Opponent	GS	UA	A	TOT	SACKS-YDS	TFL-YDS	FF	FR	INT	QBH
at Texas	*	2	1	3	1.5-13	1.5-13	0	0	0	0
Houston	*	1	3	4	0.0-0	0.0-0	0	0	0	1
Texas Southern	*	1	0	1	0.0-0	0.0-0	0	0	0	0
at South Florida	*	0	6	6	1.0-4	1.0-4	0	0	0	0
East Carolina	*	0	2	2	0.0-0	0.0-0	0	0	0	2
UConn	*	2	2	4	0.0-0	0.0-0	0	0	0	0
at Tulsa	*	0	1	1	0.0-0	0.0-0	0	1	0	0
Tulane	*	0	2	2	0.0-0	0.0-0	0	0	0	0
SMU	*	4	2	6	0.0-0	1.0-2	0	0	0	1
at UTSA	*	4	1	5	0.0-0	1.0-10	0	0	0	0
at Charlotte	*	0	5	5	0.0-0	0.5-1	0	0	0	1
Florida Atlantic	*	1	1	2	0.0-0	1.0-5	0	0	0	0
Texas State	*	4	1	5	1.0-9	3.0-11	0	0	0	1
Totals	19	27	46	46	3.5-26	9.0-46	0	1	0	6

2022 GAME-BY-GAME STATS (@ RICE)

Opponent	GS	UA	A	TOT	SACKS-YDS	TFL-YDS	FF	FR	INT	QBH
USC	*	0	0	0	0.0-0	0.0-0	0	0	0	0
McNeese	*	0	0	0	0.0-0	0.0-0	0	0	0	0
at Houston	1	0	1	1	0.0-0	0.0-0	0	0	0	0
UAB	0	0	0	0	0.0-0	0.0-0	0	0	0	0
at Florida Atlantic	0	3	3	3	0.0-0	0.5-0	0	0	0	1
at Louisiana Tech	2	0	2	2	1.0-1	2.0-2	0	0	0	0
Charlotte	2	1	3	3	0.0-0	0.0-0	0	0	0	0
UTEP	0	3	3	3	0.0-0	0.5-1	0	0	0	0
at Western Ky.	0	1	1	1	0.0-0	0.0-0	0	0	0	1
UTSA	2	1	3	3	0.0-0	1.0-1	0	0	0	0
at North Texas	2	0	2	2	0.0-0	0.0-0	0	0	0	0
vs. Southern Miss.	1	1	2	2	0.0-0	0.5-1	0	0	0	0
Totals	10	10	20	20	1.0-1	4.5-5	0	0	0	2

2020 GAME-BY-GAME STATS (@ RICE)

Opponent	GS	UA	A	TOT	SACKS-YDS	TFL-YDS	FF	FR	INT	QBH
at Houston					game canceled					
Army					game canceled					
vs. LSU					game canceled					
Lamar					game canceled					
MTSU	*	0	3	3	0.0-0	0.0-0	0	0	0	0
at Southern Miss	*	0	5	5	0.0-0	1.0-2	0	0	0	0
UTSA					game canceled					
at La Tech					game canceled					
at North Texas	*	0	4	4	0.0-0	0.5-0	0	0	0	0
UTEP					game canceled					
at Marshall	*	1	4	5	1.5-13	1.5-13	0	0	0	2
UAB	*	2	2	4	0.0-0	0.0-0	0	0	0	0
Totals	3	18	21	21	1.5-13	3.0-15	0	0	0	2

2019 GAME-BY-GAME STATS (@ RICE)

Opponent	GS	UA	A	TOT	SACKS-YDS	TFL-YDS	FF	FR	INT	QBH
at Army	2	2	4	4	0.0-0	0.0-0	0	0	0	0
Wake Forest	0	0	0	0	0.0-0	0.0-0	0	0	0	0
vs. Texas	1	0	1	1	0.0-0	0.0-0	0	0	0	0
Baylor	1	1	2	2	0.0-0	0.0-0	0	0	0	0
La. Tech	1	0	1	1	1.0-14	1.0-14	0	0	0	0
at UAB	0	0	0	0	0.0-0	0.0-0	0	0	0	0
at UTSA	0	0	0	0	0.0-0	0.0-0	0	0	0	0
Southern Miss	1	2	3	3	0.0-0	1.0-2	0	0	0	1
Marshall	0	1	1	1	0.0-0	0.0-0	0	0	0	0
at MTSU	0	0	0	0	0.0-0	0.0-0	0	0	0	0
North Texas	0	1	1	1	0.0-0	0.5-1	0	0	0	0
at UTEP	1	0	1	1	0.0-0	0.0-0	0	0	0	0
Totals	7	7	14	14	1.0-14	2.5-17	0	0	0	1

12 JALIN CONYERS

TE | Sr. | 5th Yr. (1st at Tech) | Gruver, Texas | Gruver HS

Follow on Social Media
Twitter: @therealjconyers | Instagram: therealjconyers

PARTICIPATION	2020*	2021*	2022*	2023*	2024	CAREER
GP/GS	0/0	11/1	12/1	11/5	10/1	44/8

* at Oklahoma | * at Arizona State

CAREER STATS

RECEIVING	G	Rec	Yds	TD	Lg	Rec/G	Avg/C	Avg/G
2021 (ASU)	11	6	62	1	35	0.5	10.3	5.6
2022 (ASU)	12	38	422	5	47	3.2	11.1	35.2
2023 (ASU)	11	30	362	0	50	2.7	12.1	32.9
2024 (TTU)	10	18	197	4	36	1.8	10.9	19.7
Totals	44	92	1,043	10	50	2.1	11.3	23.7

2024 GAME-BY-GAME

Opponent	GS	Rec	Yds	TD	Avg	LG	Rush	Yds	TD
Abilene Christian		5	63	1	12.6	36	0	0	0
at Washington St.		2	6	0	3.0	6	3	12	0
North Texas		4	36	1	9.0	19	0	0	0
Arizona State		0	0	0	0.0	0	1	3	1
Cincinnati		1	3	0	3.0	3	1	13	0
at Arizona		2	14	0	7.0	9	0	0	0
Baylor	*	0	0	0	0.0	0	0	0	0
at TCU		1	25	0	25.0	25	0	0	0
at Iowa State		0	0	0	0.0	0	0	0	0
Colorado		3	50	2	16.6	21	0	0	0
at Oklahoma St.		-	-	-	-	-	-	-	-
West Virginia		-	-	-	-	-	-	-	-
Totals	18	197	4	10.9	36		5	28	1

2023 GAME-BY-GAME (@ ARIZONA STATE)

Opponent	GS	Rec	Yds	TD	Avg	LG	Rush	Yds	TD
Southern Utah	*	2	51	0	0.0	43	0	0	0
Oklahoma State	*	4	17	0	0.0	8	2	1	0
Southern California		5	71	0	0.0	29	0	0	0
at California	*	6	40	0	0.0	13	0	0	0
Colorado		0	0	0	0.0	0	0	0	0
at Washington		3	41	0	0.0	15	0	0	0
Washington State		4	90	0	0.0	50	0	0	0
at Utah		0	0	0	0.0	0	0	0	0
at UCLA	*	1	3	0	0.0	3	6	14	0
Oregon		2	38	0	0.0	31	6	34	0
Arizona	*	3	11	0	0.0	9	8	43	1
Totals	30	362	0	0.0	50		22	92	1



2022 GAME-BY-GAME (@ ARIZONA STATE)

Opponent	GS	Rec	Yds	TD	Avg	LG	Rush	Yds	TD
Northern Arizona	0	0	0	0.0	0		0	0	0
at Oklahoma State	1	5	0	0.0	5		0	0	0
Eastern Michigan	2	12	0	0.0	7		0	0	0
Utah	1	20	0	0.0	20		0	0	0
at USC	3	25	0	0.0	11		0	0	0
Washington	1	14	0	0.0	14		0	0	0
at Stanford	0	0	0	0.0	0		0	0	0
at Colorado	6	108	3	0.0	32		0	0	0
UCLA	7	66	0	0.0	17		0	0	0
at Washington State	1	47	1	0.0	47		0	0	0
Oregon State	*	6	49	0	0.0	21		0	0
at Arizona	10	76	1	0.0	27		0	0	0
Totals	38	422	5	0.0	47		0	0	0

2021 GAME-BY-GAME (@ ARIZONA STATE)

Opponent	GS	Rec	Yds	TD	Avg	LG	Rush	Yds	TD
Southern Utah	*	0	0	0	0.0	0	0	0	0
UNLV	0	0	0	0.0	0		0	0	0
at BYU	0	0	0	0.0	0		0	0	0
Colorado	1	5	0	0.0	5		0	0	0
at UCLA	0	0	0	0.0	0		0	0	0
Stanford	0	0	0	0.0	0		0	0	0
at Utah	3	18	1	0.0	7		0	0	0
Washington State	1	4	0	0.0	4		0	0	0
Southern California	0	0	0	0.0	0		0	0	0
at Washington	0	0	0	0.0	0		0	0	0
Wisconsin	1	35	0	0.0	35		0	0	0
Totals	6	62	1	0.0	35		0	0	0

5 CALEB DOUGLAS

WR | Jr. | 3rd Yr. (1st at Tech) | Missouri City, Texas | Hightower HS

Follow on Social Media

Twitter: @Caedeezy | Instagram: cddouglas_

PARTICIPATION	2022*	2023*	2024	CAREER
GP/GS	8/2	5/5	10/10	23/17

* at Florida

CAREER STATS

RECEIVING	G	Rec	Yds	TD	Lg	Rec/G	Avg/C	Avg/G
2022 (UF)	8	10	175	2	62	1.3	17.5	21.9
2023 (UF)	5	11	133	1	34	2.2	12.1	26.6
2024 (TTU)	10	47	610	4	57	4.7	13.0	61.0
Totals	23	68	918	7	62	3.0	13.5	39.9

2024 GAME-BY-GAME

Opponent	GS	Rec	Yds	TD	Avg	LG	Rush	Yds	TD
Abilene Christian	*	4	42	1	10.5	14	0	0	0
at Washington St.	*	4	71	0	17.8	42	0	0	0
North Texas	*	2	24	0	12.0	17	0	0	0
Arizona State	*	5	63	0	12.6	21	0	0	0
Cincinnati	*	1	4	0	4.0	4	0	0	0
at Arizona	*	5	116	0	23.2	57	0	0	0
Baylor	*	9	99	3	11.0	20	0	0	0
at TCU	*	9	140	0	15.6	44	0	0	0
at Iowa State	*	5	35	0	7.0	14	0	0	0
Colorado	*	3	16	0	5.3	9	0	0	0
at Oklahoma St.	-	-	-	-	-	-	-	-	-
West Virginia	-	-	-	-	-	-	-	-	-
Totals	47	610	4	13.0	57		0	0	0

2023 GAME-BY-GAME (@ FLORIDA)

Opponent	GS	Rec	Yds	TD	Avg	LG	Rush	Yds	TD
at Utah	*	4	42	1	0.0	19	0	0	0
McNeese	*	0	0	0	0.0	0	0	0	0
Tennessee	*	2	20	0	0.0	12	0	0	0
Charlotte	*	4	37	0	0.0	21	0	0	0
at Kentucky	*	1	34	0	0.0	34	0	0	0
Totals	11	133	1	0.0	34		0	0	0

2022 GAME-BY-GAME (@ FLORIDA)

Opponent	GS	Rec	Yds	TD	Avg	LG	Rush	Yds	TD
Utah	DNP								
Kentucky	DNP								
South Florida	DNP								
at Tennessee	DNP								
Eastern Washington	1	62	1	0.0	62		0	0	0
Missouri	DNP								
LSU	0	0	0	0.0	0		0	0	0
vs. Georgia	0	0	0	0.0	0		0	0	0
at Texas A&M	3	25	1	0.0	12		0	0	0
South Carolina	*	3	53	0	0.0	27	0	0	0
at Vanderbilt	1	10	0	0.0	10		0	0	0
at Florida State	*	0	0	0	0.0	0	0	0	0
vs. Oregon State	2	25	0	0.0	15		0	0	0
Totals	10	175	2	0.0	62		0	0	0

8 COY EAKIN

WR | So. | 3rd Yr. | Stephenville, Texas | Stephenville HS

Follow on Social Media

Twitter: @CoyEakin | Instagram: coy_eakin

PARTICIPATION	2022	2023	2024	CAREER
GP/GS	4/0	10/7	10/9	24/16

CAREER STATS

RECEIVING	G	Rec	Yds	TD	Lg	Rec/G	Avg/C	Avg/G
2022	4	0	0	0	0	0.0	0.0	0.0
2023	10	36	416	2	43	3.6	11.6	41.6
2024	10	32	467	6	70	3.2	14.6	46.7
Totals	24	68	883	8	70	2.8	13.0	36.8

2024 GAME-BY-GAME

Opponent	GS	Rec	Yds	TD	Avg	LG	Rush	Yds	TD
Abilene Christian	*	5	76	2	15.2	35	0	0	0
at Washington St.	*	5	54	0	10.8	19	0	0	0
North Texas	*	1	70	1	70.0	70	0	0	0
Arizona State	*	3	29	0	9.7	16	0	0	0
Cincinnati	*	3	78	2	26.0	49	0	0	0
at Arizona	*	2	12	0	6.0	6	0	0	0
Baylor	*	3	20	0	6.6	11	0	0	0
at TCU	4	56	1	14.0	29		0	0	0
at Iowa State	*	2	32	0	16.0	25	0	0	0
Colorado	*	4	40	0	10.0	27	0	0	0
at Oklahoma St.	-	-	-	-	-	-	-	-	-
West Virginia	-	-	-	-	-	-	-	-	-
Totals	32	467	6	14.6	70		0	0	0

2023 GAME-BY-GAME

Opponent	GS	Rec	Yds	TD	Avg	LG	Rush	Yds	TD
at Wyoming	DNP-injured								
Oregon	DNP-injured								
Tarleton State	DNP-injured								
at West Virginia	1	9	0	9.0	9		0	0	0
Houston	*	0	0	0	0	0	0	0	0
at Baylor	*	2	20	1	10.0	13	0	0	0
Kansas State	*	5	102	0	20.4	43	0	0	0
at BYU	*	2	4	0	2.0	3	1	-1	0
TCU	8	78	0	9.8	30		0	0	0
at Kansas	*	3	29	0	9.7	11	0	0	0
UCF	*	4	41	0	10.3	22	0	0	0
at Texas	4	27	0	6.8	13		0	0	0
vs. California	*	7	106	1	15.1	27	0	0	0
Totals	36	416	2	11.6	43		1	-1	0

2022 GAME-BY-GAME

Opponent	GS	Rec	Yds	TD	Avg	LG	Rush	Yds	TD
Murray State	DNP								
Houston	DNP								
at NC State	DNP								
Texas	DNP								
at Kansas State	DNP								
at Oklahoma State	DNP								
West Virginia	0	0	0	0	0	0	0	0	0
Baylor	DNP								
at TCU	DNP								
Kansas	0	0	0	0	0	0	0	0	0
at Iowa State	0	0	0	0	0	0	0	0	0
Oklahoma	DNP								
vs. Ole Miss	0	0	0	0	0	0	0	0	0
Totals	0	0	0	0	0	0	0	0	0

11 CHARLES ESTERS III

OLB | Jr. | 4th Yr. | Cedar Hill, Texas | Cedar Hill HS

Follow on Social Media

Twitter: @CharlesEsters_3 | Instagram: charlesesters3

PARTICIPATION	2021	2022	2023	2024	CAREER
GP/GS	0/0	1/0	12/3	6/6	19/9

CAREER STATS

TACKLES	GP	UA	A	Total	TFL	Yds	PD	FF	FR	Blkd	QBH
2022	1	1	0	1	0.0	0	0	0	0	0	0
2023	12	7	19	26	4.5	22	1	1	0	0	2
2024	6	5	11	16	2.0	7	1	0	0	0	2
Totals	19	13	30	43	6.5	29	2	1	0	0	4

SACKS	G	UA	A	Total	Yds
2022	1	0	0	0.0	0
2023	12	2	2	3.0	21
2024	6	0	1	0.5	3
Totals	19	2	3	3.5	24

2024 GAME-BY-GAME STATS

Opponent	GS	UA	A	TOT	SACKS-YDS	TFL-YDS	FF	FR	INT	QBH
Abilene Christian					DNP-injured					
at Washington St.					DNP-injured					
North Texas					DNP-injured					
Arizona State					DNP-injured					
Cincinnati	*	0	0	0	0.0-0	0.0-0	0	0	0	0
at Arizona	*	0	3	3	0.0-0	0.0-0	0	0	0	0
Baylor	*	0	1	1	0.0-0	0.0-0	0	0	0	0
at TCU	*	1	2	3	0.5-3	0.5-3	0	0	0	0
at Iowa State	*	2	2	4	0.0-0	1.5-4	0	0	0	0
Colorado	-	-	-	---	---	---	-	-	-	-
at Oklahoma St.	-	-	-	---	---	---	-	-	-	-
West Virginia	-	-	-	---	---	---	-	-	-	-
Totals	3	8	11	0.5-3	2.0-7	0	0	0	0	0

2023 GAME-BY-GAME STATS

Opponent	GS	UA	A	TOT	SACKS-YDS	TFL-YDS	FF	FR	INT	QBH
at Wyoming	0	0	0	0.0-0	0.0-0	0	0	0	0	0
Oregon	2	5	7	0.0-0	0.0-0	0	0	0	0	0
Tarleton State	0	0	0	0.0-0	0.0-0	0	0	0	0	0
at West Virginia	0	0	0	0.0-0	0.0-0	0	0	0	0	0
Houston	1	1	2	0.0-0	0.0-0	0	0	0	0	0
at Baylor	1	3	4	2.0-17	2.0-17	1	0	0	0	0
Kansas State	*	1	1	2	0.0-0	0.0-0	0	0	0	0
at BYU					DNP-injured					
TCU	0	1	1	0.0-0	0.0-0	0	0	0	0	0
at Kansas	*	0	1	1	0.0-0	0.0-0	0	0	0	1
UCF	0	1	1	0.0-0	0.0-0	0	0	0	0	0
at Texas	1	3	4	1.0-4	1.0-4	0	0	0	1	
vs. California	*	1	3	4	0.0-0	1.5-1	0	0	0	0
Totals	7	19	26	3.0-21	4.5-22	1	0	0	2	

99 GINO GARCIA

K | S-Sr. | 6th Yr. (3rd at Tech) | Richardson, Texas | Pearce HS

Follow on Social Media

Twitter: @ginogarcia___ | Instagram: ginogar1

PARTICIPATION	2019*	2020*	2021*	2022	2023	2024	CAREER
GP/GS	12/0	4/0	10/0	3/0	13/0	10/0	52/0

* at Houston Christian formerly known as Houston Baptist

CAREER STATS

FIELD GOALS	G	Made	Att	Lg	Pct
2019 (HBU)	12	18	26	54	69.2
2020 (HBU)	4	5	10	50	50.0
2021 (HBU)	10	9	10	59	90.0
2022 (TTU)	3	0	1	0	0.0
2023 (TTU)	13	16	22	55	72.7
2024 (TTU)	10	15	16	53	93.7
TOTALS	52	63	85	59	74.1

FIELD GOALS (Dis.)	FGM-FGA	01-19	20-29	30-39	40-49	50-59	60+
2019 (HBU)	18-26	0-0	5-6	6-6	5-8	2-6	0-0
2020 (HBU)	5-10	0-0	1-2	0-1	3-4	1-3	0-0
2021 (HBU)	9-10	0-0	3-3	2-2	3-4	1-1	0-0
2022 (TTU)	0-1	0-0	0-0	0-0	0-1	0-0	0-0
2023 (TTU)	16-22	0-0	4-4	7-8	2-5	3-5	0-0
2024 (TTU)	15-16	0-0	3-3	8-8	3-3	1-2	0-0
TOTALS	61-82	0-0	16-18	23-25	16-25	8-17	0-0

SCORING	G	TD	Rush	Pass	Retn	PAT	2PAT	FG	Total	Avg/G
2019 (HBU)	12	0	0	0	0	47	0	18	101	8.4
2020 (HBU)	4	0	0	0	0	16	0	5	31	7.8
2021 (HBU)	10	0	0	0	0	21	0	9	48	4.8
2022 (TTU)	3	0	0	0	0	7	0	0	7	2.3
2023 (TTU)	13	0	0	0	0	40	0	16	88	6.8
2024 (TTU)	10	0	0	0	0	25	0	15	70	7.0
TOTALS	52	0	0	0	0	156	0	63	345	6.6

2024 GAME-BY-GAME FG STATS | (Made), Missed, *Blocked*

Opponent	Att. 1	Att. 2	Att. 3	Att. 4	Att. 5	Totals	Long
Abilene Christian	(39)	(31)	-	-	-	2-of-2	39
at Washington St.	(37)	-	-	-	-	1-of-1	37
North Texas	(25)	-	-	-	-	1-of-1	25
Arizona State	(30)	(39)	-	-	-	2-of-2	39
Cincinnati	(45)	(27)	-	-	-	2-of-2	45
at Arizona	(30)	(41)	-	-	-	2-of-2	41
Baylor	-	-	-	-	-	0-of-0	-
at TCU	(38)	(24)	-	-	-	2-of-2	28
at Iowa State	(44)	-	-	-	-	1-of-1	44
Colorado	(53)	(39)	53	-	-	2-of-3	53
at Oklahoma St.	-	-	-	-	-	-	-
West Virginia	-	-	-	-	-	-	-
Totals						13-of-13	45

2023 GAME-BY-GAME FG STATS | (Made), Missed, *Blocked*

Opponent	Att. 1	Att. 2	Att. 3	Att. 4	Att. 5	Totals	Long
at Wyoming	(54)	49	40	50	(27)	2-of-5	54
Oregon	56	(45)	-	-	-	1-of-2	45
Tarleton State	(28)	(43)	-	-	-	2-of-2	43
at West Virginia	(39)	(34)	-	-	-	2-of-2	39
Houston	-	-	-	-	-	0-of-0	-
at Baylor	(37)	-	-	-	-	1-of-1	37
Kansas State	-	-	-	-	-	0-of-0	-
at BYU	-	-	-	-	-	0-of-0	-
TCU	(27)	(55)	-	-	-	2-of-2	55
at Kansas	(32)	(31)	48	(30)	-	3-of-4	32
UCF	(51)	-	-	-	-	1-of-1	51
at Texas	-	-	-	-	-	0-of-0	-
vs. California	(25)	39	(37)	-	-	2-of-3	37
Totals						16-of-22	55

2022 GAME-BY-GAME FG STATS | (Made), Missed, *Blocked*

Opponent	Att. 1	Att. 2	Att. 3	Att. 4	Att. 5	Totals	Long
Houston	46	-	-	-	-	0-of-1	-
Totals						0-of-1	-

2021 GAME-BY-GAME FG STATS (@ HOUSTON BAPTIST) | (Made), Missed, *Blocked*

Opponent	Att. 1	Att. 2	Att. 3	Att. 4	Att. 5	Totals	Long
at New Mexico	(45)	-	-	-	-	1-of-1	45
Northern Colorado	(24)	(36)	-	-	-	2-of-2	36
at Prairie View	(43)	(24)	-	-	-	2-of-2	43
Northwestern St.	(37)	40	-	-	-	1-of-2	37
at Southeastern	(59)	-	-	-	-	1-of-1	59
Nicholls St.	-	-	-	-	-	0-of-0	-
at UIW	-	-	-	-	-	0-of-0	-



at Northwestern St.	(48)	-	-	-	-	1-of-1	48
McNeese	(26)	-	-	-	-	1-of-1	26
UIW	-	-	-	-	-	0-of-0	-
Totals						9-of-10	59

2020 GAME-BY-GAME FG STATS (@ HOUSTON BAPTIST) | (Made), Missed, Blocked

Opponent	Att. 1	Att. 2	Att. 3	Att. 4	Att. 5	Totals	Long
at North Texas	43	30	(50)	50	-	1-of-4	50
at Texas Tech	(40)	(44)	-	-	-	2-of-2	44
at Louisiana Tech	(42)	-	-	-	-	1-of-1	42
at Eastern Kentucky	(24)	26	53	-	-	1-of-3	24
Totals						5-of-10	50

2019 GAME-BY-GAME FG STATS (@ HOUSTON BAPTIST) | (Made), Missed, Blocked

Opponent	Att. 1	Att. 2	Att. 3	Att. 4	Att. 5	Totals	Long
at UTEP	23	(47)	(23)	-	-	2-of-3	47
Texas Wesleyan	(23)	-	-	-	-	1-of-1	23
at South Dakota	(29)	-	-	-	-	1-of-1	29
Northwestern St.	(33)	(51)	-	-	-	2-of-2	51
Texas Southern	52	(30)	(54)	-	-	2-of-3	54
UIW	(49)	(26)	(32)	-	-	3-of-3	49
at Abilene Christian	(49)	(41)	-	-	-	2-of-2	49
at McNeese	-	-	-	-	-	0-of-0	-
Southeastern La.	(43)	(31)	-	-	-	2-of-2	43
at Nicholls	(30)	(31)	51	54	-	2-of-4	31
Lamar	(24)	55	46	46	-	1-of-4	24
at Sam Houston St.	45	-	-	-	-	0-of-1	-
Totals						18-of-26	54

7 BRENDEN JORDAN

DB | So. | 2nd Yr. | Mansfield, Texas | Mansfield HS

Follow on Social Media

Twitter: @BrendenJordan4 | Instagram: brendenxjordan

PARTICIPATION	2023	2024	CAREER
GP/GS	13/5	10/1	23/6

CAREER STATS

TACKLES	GP	UA	A	Total	TFL	Yds	PD	FF	FR	INT	QBH
2023	13	16	4	20	1	1	1	0	0	0	1
2024	10	13	14	27	1.5	8	1	0	1	0	0
TOTALS	23	29	18	47	2.5	9	2	0	1	0	1

INTERCEPTIONS	GP	No	Yds	TD	LG	AVG/R
2023	13	0	0	0	0	0.0
2024	10	0	0	0	0	0.0
TOTALS	23	0	0	0	0	0.0

2024 GAME-BY-GAME STATS

Opponent	GS	UA	A	TOT	TFL-YDS	INT-YDS	FF	FR	PBU
Abilene Christian	3	0	3		0.0-0	0-0	0	0	0
at Washington St.	0	1	1		0.0-0	0-0	0	0	0
North Texas	0	1	1		0.0-0	0-0	0	0	0
Arizona State	1	3	4		0.0-0	0-0	0	0	1
Cincinnati	4	1	5		0.0-0	0-0	0	0	0
at Arizona	0	2	2		0.0-0	0-0	0	1	0
Baylor	3	0	3		0.0-0	0-0	0	0	0
at TCU	1	3	4		1.0-5	0-0	0	0	0
at Iowa State	*	1	2	3	0.0-0	0-0	0	0	0
Colorado	0	1	1		0.5-3	0-0	0	0	0
at Oklahoma St.	-	-	-		---	---	-	-	-
West Virginia	-	-	-		---	---	-	-	-
Totals	13	14	27		1.5-8	0-0	0	1	1

2023 GAME-BY-GAME STATS

Opponent	GS	UA	A	TOT	TFL-YDS	INT-YDS	FF	FR	PBU
at Wyoming	*	0	0	0	0.0-0	0-0	0	0	0
Oregon	*	5	0	5	0.0-0	0-0	0	0	1
Tarleton St.	4	0	4		0.0-0	0-0	0	0	0
at West Virginia	0	0	0		0.0-0	0-0	0	0	0
Houston	0	0	0		0.0-0	0-0	0	0	0
at Baylor	0	0	0		0.0-0	0-0	0	0	0
Kansas State	5	1	6		1.0-1	0-0	0	0	1
at BYU	0	1	1		0.0-0	0-0	0	0	0
TCU	*	0	0	0	0.0-0	0-0	0	0	0
at Kansas	0	0	0		0.0-0	0-0	0	0	0
UCF	*	4	1	5	0.0-0	0-0	0	0	0
at Texas	*	1	1	2	0.0-0	0-0	0	0	0
vs. California	0	0	0		0.0-0	0-0	0	0	0
Totals	16	4	20		1.0-1	0-0	0	0	1

3 JOSH KELLY

WR | Sr. | 6th Yr. (1st at Tech) | Fresno, Calif. | San Joaquin Memorial HS

Follow on Social Media

Twitter: @kellz_0404 | Instagram: kellz03_

PARTICIPATION	2019*	2020*	2021*	2022*	2023*	2024	CAREER
GP/GS	1/1	6/4	13/9	6/4	12/12	10/10	48/40

* at Fresno State | * at Washington State

CAREER STATS

RECEIVING	G	Rec	Yds	TD	Lg	Rec/G	Avg/C	Avg/G
2019 (FS)	1	1	-10	0	-10	1.0	-10.0	-10.0
2020 (FS)	6	22	330	1	71	3.7	15.0	55.0
2021 (FS)	13	52	778	3	69	4.0	15.0	59.8
2022 (FS)	6	12	207	0	60	2.0	17.3	34.5
2023 (WSU)	12	61	923	8	51	5.1	15.1	76.9
2024 (TTU)	10	76	842	5	37	7.6	11.1	84.2
Totals	48	224	3,070	17	71	4.7	13.7	64.0

2024 GAME-BY-GAME

Opponent	GS	Rec	Yds	TD	Avg	LG	Rush	Yds	TD
Abilene Christian	*	10	156	1	15.6	35	0	0	0
at Washington St.	*	9	95	0	10.6	37	0	0	0
North Texas	*	2	36	1	18.0	26	0	0	0
Arizona State	*	10	89	1	8.9	20	0	0	0
Cincinnati	*	8	111	0	13.9	29	0	0	0
at Arizona	*	5	27	0	5.4	12	0	0	0
Baylor	*	9	76	0	8.4	32	0	0	0
at TCU	*	7	19	0	2.7	9	0	0	0
at Iowa State	*	8	127	2	15.8	35	0	0	0
Colorado	*	8	106	0	13.2	35	0	0	0
at Oklahoma St.	-	-	-	-	-	-	-	-	-
West Virginia	-	-	-	-	-	-	-	-	-
Totals		76	842	5	11.1	37	0	0	0

2023 GAME-BY-GAME (@ WASHINGTON STATE)

Opponent	GS	Rec	Yds	TD	Avg	LG	Rush	Yds	TD
at Colorado State	*	7	97	1	0.0	25	0	0	0
Wisconsin	*	1	6	0	0.0	6	0	0	0
Northern Colorado	*	5	74	1	0.0	32	1	3	0
Oregon State	*	8	159	3	0.0	44	0	0	0
at UCLA	*	5	40	0	0.0	14	0	0	0
Arizona	*	1	9	0	0.0	9	0	0	0
at Oregon	*	5	48	0	0.0	27	0	0	0
at Arizona State	*	2	42	0	0.0	28	0	0	0
Stanford	*	4	82	1	0.0	39	0	0	0
at California	*	9	130	1	0.0	21	0	0	0
Colorado	*	6	130	0	0.0	51	0	0	0
at Washington	*	8	106	1	0.0	21	0	0	0
Totals		61	923	8	15.1	51	1	3	0

2022 GAME-BY-GAME (@ FRESNO STATE)

Opponent	GS	Rec	Yds	TD	Avg	LG	Rush	Yds	TD
Cal Poly	*	3	39	0	0.0	17	0	0	0
Oregon State	*	4	95	0	0.0	60	0	0	0
at USC	*	0	0	0	0.0	0	0	0	0
San Diego State		0	0	0	0.0	0	0	0	0
Hawai'i		3	29	0	0.0	24	0	0	0
at UNLV	*	2	44	0	0.0	41	0	0	0
Totals		12	207	0	0.0	60	0	0	0

2021 GAME-BY-GAME (@ FRESNO STATE)

Opponent	GS	Rec	Yds	TD	Avg	LG	Rush	Yds	TD
UConn		3	54	0	0.0	37	0	0	0
at Oregon	*	5	72	0	0.0	21	1	-8	0
Cal Poly	*	3	127	2	0.0	62	0	0	0
at UCLA	*	8	120	0	0.0	31	0	0	0
UNLV		4	28	0	0.0	19	1	28	0
at Hawai'i	*	6	60	0	0.0	17	0	0	0
at Wyoming	*	1	1	0	0.0	1	0	0	0
Nevada		2	21	0	0.0	17	0	0	0
at San Diego State	*	5	107	0	0.0	69	0	0	0
Boise State	*	5	76	0	0.0	30	0	0	0
New Mexico	*	6	76	1	0.0	21	0	0	0
at San Jose St.	*	2	26	0	0.0	13	0	0	0
UTEP		2	10	0	0.0	8	1	0	0
Totals		52	778	3	0.0	69	3	20	0

2020 GAME-BY-GAME (@ FRESNO STATE)

Opponent	GS	Rec	Yds	TD	Avg	LG	Rush	Yds	TD
Hawaii	*	1	26	0	0.0	26	0	0	0
Colorado State		4	60	0	0.0	34	0	0	0
at UNLV	*	1	18	0	0.0	18	0	0	0
at Utah State	*	4	94	1	0.0	71	0	0	0
at Nevada		5	36	0	0.0	11	2	9	1
at New Mexico	*	7	96	0	0.0	24	0	0	0
Totals		22	330	1	0.0	71	2	9	1



5 QUINCY
LEDET JR.

DL | Sr. | 5th Yr. (2nd at Tech) | Orange, Texas | West Orange-Stark HS

Follow on Social Media

Twitter: @theelitekain14 | Instagram: 4eva_elite

PARTICIPATION	2020*	2021*	2022*	2023	2024	CAREER
GP/GS	8/0	11/9	12/10	13/1	10/7	54/27

* at Louisiana-Monroe

CAREER STATS

TACKLES	GP	UA	A	Total	TFL	Yds	PD	FF	FR	Blkd
2020 (ULM)	8	5	6	11	0.0	0	0	0	0	0
2021 (ULM)	11	6	22	28	1.0	10	1	1	0	0
2022 (ULM)	12	17	20	37	5.0	34	1	0	0	0
2023 (TTU)	13	5	15	20	0.5	1	0	1	0	0
2024 (TTU)	10	6	15	121	1.5	2	0	0	0	0
Totals	54	39	78	117	8.0	47	2	2	0	0

SACKS	G	UA	A	Total	Yds
2020 (ULM)	8	0	0	0.0	0
2021 (ULM)	11	1	0	1.0	10
2022 (ULM)	12	2	2	3.0	27
2023 (TTU)	13	0	1	0.5	1
2024 (TTU)	10	0	0	0.0	0
Totals	54	3	3	4.5	38

2024 GAME-BY-GAME STATS

Opponent	GS	UA	A	TOT	SACKS-YDS	TFL-YDS	FF	FR	INT	QBH
Abilene Christian	*	0	2	2	0.0-0	0.0-0	0	0	0	0
at Washington St.		2	1	3	0.0-0	0.0-0	0	0	0	0
North Texas		0	2	2	0.0-0	0.0-0	0	0	0	1
Arizona State	*	0	2	2	0.0-0	0.0-0	0	0	0	1
Cincinnati	*	1	3	4	0.0-0	0.0-0	0	0	0	0
at Arizona	*	0	0	0	0.0-0	0.0-0	0	0	1	0
Baylor		1	1	2	0.0-0	0.0-0	0	0	0	0
at TCU	*	0	1	1	0.0-0	0.0-0	0	0	0	0
at Iowa State	*	0	2	2	0.0-0	0.0-0	0	0	0	0
Colorado	*	2	1	3	0.0-0	1.0-1	0	0	0	2
at Oklahoma St.		-	-	-	---	---	-	-	-	-
West Virginia	-	-	-	-	---	---	-	-	-	-
Totals		6	15	21	0.0-0	1.5-2	0	0	1	4

2023 GAME-BY-GAME STATS

Opponent	GS	UA	A	TOT	SACKS-YDS	TFL-YDS	FF	FR	INT	QBH
at Wyoming		2	0	2	0.0-0	0.0-0	1	0	0	0
Oregon		0	1	1	0.0-0	0.0-0	0	0	0	0
Tarleton State		1	0	1	0.0-0	0.0-0	0	0	0	0
at West Virginia		0	1	1	0.0-0	0.0-0	0	0	0	0
Houston		0	0	0	0.0-0	0.0-0	0	0	0	0
at Baylor		0	1	1	0.0-0	0.0-0	0	0	0	1
Kansas State		0	0	0	0.0-0	0.0-0	0	0	0	0
at BYU		1	3	4	0.0-0	0.0-0	0	0	0	0
TCU		0	2	2	0.0-0	0.0-0	0	0	0	0
at Kansas		0	0	0	0.0-0	0.0-0	0	0	0	0
UCF		1	2	3	0.0-0	0.0-0	0	0	0	0
at Texas		0	2	2	0.0-0	0.0-0	0	0	0	0
vs. California	*	0	3	3	0.5-1	0.5-1	0	0	0	0
Totals		5	15	20	0.5-1	0.5-1	1	0	0	1

2022 GAME-BY-GAME STATS (@ ULM)

Opponent	GS	UA	A	TOT	SACKS-YDS	TFL-YDS	FF	FR	INT	QBH
at Texas	*	2	0	2	1.0-9	1.0-9	0	0	0	0
Nicholls	*	0	1	1	0.0-0	0.0-0	0	0	0	0
at Alabama	*	0	0	0	0.0-0	0.0-0	0	0	0	0
Louisiana	*	1	3	4	0.0-0	0.0-0	0	0	0	0
at Arkansas St.		2	1	3	0.5-7	0.5-7	0	0	0	0
Coastal Carolina		0	1	1	0.0-0	0.0-0	0	0	0	0
at South Alabama	*	0	1	1	0.0-0	0.0-0	0	0	0	0
at Army	*	1	1	2	0.0-0	0.0-0	0	0	0	0
Texas State	*	5	1	6	0.5-1	1.5-6	0	0	0	0
at Georgia State	*	0	2	2	0.0-0	0.0-0	0	0	0	0
at Troy	*	3	4	7	0.0-0	0.5-1	0	0	0	0
Southern Miss	*	3	5	8	1.0-10	1.5-11	0	0	0	0
Totals		17	20	37	3.0-27	5.0-34	0	0	0	0

0 BRALYN
LUX

DB | Sr. | 6th Yr. (2nd at Tech) | San Jose, Calif. | King's Academy

Follow on Social Media

Twitter: @lamBlux12 | Instagram: lux_b3

PARTICIPATION	2020*	2021*	2022*	2023	2024	CAREER
GP/GS	6/6	13/8	8/8	12/8	7/7	46/37

* indicates seasons at Fresno State

CAREER STATS

TACKLES	GP	UA	A	Total	TFL	Yds	PD	FF	FR	Blkd	INT
2020 (FS)	6	27	3	30	1.0	1	4	1	1	0	1
2021 (FS)	13	18	6	24	1.0	2	4	0	1	0	0
2022 (FS)	8	30	5	35	3.0	16	7	1	0	0	1
2023 (TTU)	12	31	9	40	3.5	11	9	0	0	0	1
2024 (TTU)	7	21	2	23	0.0	0	3	0	0	0	1
TOTALS	46	127	25	152	8.5	30	27	2	2	0	4

2024 GAME-BY-GAME STATS

Opponent	GS	UA	A	TOT	TFL-YDS	INT-YDS	FF	FR	PBU
Abilene Christian					DNP-injured				
at Washington St.	*	1	0	1	0.0-0	0-0	0	0	0
North Texas	*	2	0	2	0.0-0	1-44	0	0	0
Arizona State					DNP-injured				
Cincinnati					DNP-injured				
at Arizona	*	4	1	5	0.0-0	0-0	0	0	1
Baylor	*	3	0	3	0.0-0	0-0	0	0	2
at TCU	*	5	0	5	0.0-0	0-0	0	0	0
at Iowa State	*	3	1	4	0.0-0	0-0	0	0	0
Colorado	*	3	0	3	0.0-0	0-0	0	0	0
at Oklahoma St.		-	-	-	---	---	-	-	-
West Virginia	-	-	-	-	---	---	-	-	-
Totals		21	2	23	0.0-0	1-44	0	0	3

2023 GAME-BY-GAME STATS

Opponent	GS	UA	A	TOT	TFL-YDS	INT-YDS	FF	FR	PBU
at Wyoming	*	2	0	2	1.0-2	0-0	0	0	1
Oregon	*	2	1	3	0.5-2	0-0	0	0	0
Tarleton St.	*	3	0	3	0.0-0	0-0	0	0	0
at West Virginia		0	0	0	0.0-0	0-0	0	0	1
Houston		0	1	1	0.0-0	0-0	0	0	0
at Baylor	*	0	0	0	0.0-0	0-0	0	0	2
Kansas State					DNP-injured				
at BYU		0	0	0	0.0-0	0-0	0	0	0
TCU		7	0	7	0.0-0	0-0	0	0	1
at Kansas	*	3	1	4	2.0-7	0-0	0	0	1
UCF	*	4	0	4	0.0-0	0-0	0	0	1
at Texas	*	3	4	7	0.0-0	1-0	0	0	2
vs. California	*	7	2	9	0.0-0	0-0	0	0	0
Totals		31	9	40	3.5-11	1-0	0	0	9

2022 GAME-BY-GAME STATS (@ FRESNO STATE)

Opponent	GS	UA	A	TOT	TFL-YDS	INT-YDS	FF	FR	PBU
Cal Poly	*	2	0	2	0.0-0	0-0	0	0	0
Oregon State	*	6	2	8	0.0-0	0-0	0	0	2
at USC	*	6	0	6	0.0-0	0-0	0	0	1
at UConn	*	7	1	8	2.0-14	0-0	1	0	0
at Boise State	*	3	1	4	1.0-2	0-0	0	0	1
San Jose State	*	3	0	3	0.0-0	1-0	0	0	3
at New Mexico	*	2	1	3	0.0-0	0-0	0	0	0
San Diego State	*	1	0	1	0.0-0	0-0	0	0	0
Hawaii					DNP-injured				
at UNLV					DNP-injured				
at Nevada					DNP-injured				
Wyoming					DNP-injured				
at Boise State					DNP-injured				
vs. Washington St.					DNP-injured				
Totals		30	5	35	3.0-16	1-0	1	0	7

2021 GAME-BY-GAME STATS (@ FRESNO STATE)

Opponent	GS	UA	A	TOT	TFL-YDS	INT-YDS	FF	FR	PBU
UConn	*	1	0	1	0.0-0	0-0	0	0	1
at Oregon	*	0	0	0	0.0-0	0-0	0	0	1
Cal Poly	*	4	0	4	0.0-0	0-0	0	0	0
at UCLA	*	0	1	1	0.0-0	0-0	0	1	1
UNLV	*	3	1	4	0.0-0	0-0	0	0	1
at Hawaii	*	2	0	2	0.0-0	0-0	0	0	0
at Wyoming	*	1	0	1	1.0-2	0-0	0	0	0
Nevada	*	4	0	4	0.0-0	0-0	0	0	0
at San Diego St.	*	1	0	1	0.0-0	0-0	0	0	0
Boise State		0	0	0	0.0-0	0-0	0	0	0
New Mexico		0	1	1	0.0-0	0-0	0	0	0
at San Jose State		2	2	4	0.0-0	0-0	0	0	0
vs. UTEP		0	3	3	0.0-0	0-0	0	0	0
Totals		18	6	24	1.0-2	0-0	0	1	4



2020 GAME-BY-GAME STATS (@ FRESNO STATE)

Opponent	GS	UA	A	TOT	TFL-YDS	INT-YDS	FF	FR	PBU
Hawai'i	*	8	0	8	1.0-1	0-0	1	0	1
Colorado State	*	6	0	6	0.0-0	0-0	0	0	1
at UNLV	*	7	2	9	0.0-0	0-0	0	0	0
at Utah State	*	2	0	2	0.0-0	0-0	0	0	2
at Nevada	*	2	1	3	0.0-0	1-24	0	0	0
vs. New Mexico	*	2	0	2	0.0-0	0-0	0	0	0
Totals		27	3	30	1.0-1	1-24	1	0	4

10 DRAE McCRAY

WR | Sr. | 4th Yr. (2nd at Tech) | Tallahassee, Fla. | N. Florida Christian HS

Follow on Social Media

Twitter: @draemccray24 | Instagram: drae.mccray10

PARTICIPATION	2021*	2022*	2023	2024	CAREER
GP/GS	11/11	11/11	13/2	7/0	42/24

* indicates seasons at Austin Peay

CAREER STATS

RECEIVING	G	Rec	Yds	TD	Lg	Rec/G	Avg/C	Avg/G
2021 (APU)	11	53	867	8	73	4.8	16.4	78.8
2022 (APU)	11	76	1,021	9	72	6.9	13.4	92.8
2023 (TTU)	13	29	255	2	44	2.2	8.8	19.6
2024 (TTU)	7	12	74	0	21	1.7	6.2	10.6
Totals	42	170	2,217	19	73	4.0	13.0	52.8

ALL PURPOSE	G	Rush	Rec	PR	KR	IR	Total	Avg/G
2021 (APU)	11	1	867	39	108	0	1,015	92.3
2022 (APU)	11	54	1,021	0	54	0	1,129	102.6
2023 (TTU)	13	4	255	0	717	0	976	75.1
2024 (TTU)	7	13	74	0	309	0	396	56.6
Totals	42	72	2,217	39	1,188	0	3,516	83.7

2024 GAME-BY-GAME

Opponent	GS	Rec	Yds	TD	Avg	LG	Rush	Yds	TD
Abilene Christian		0	0	0	0.0	0	0	0	0
at Washington St.		3	18	0	9.0	7	0	0	0
North Texas		2	12	0	6.0	8	0	0	0
Arizona State		1	0	0	0.0	0	0	0	0
Cincinnati		5	39	0	7.8	21	0	0	0
at Arizona		0	0	0	0.0	0	1	13	0
Baylor		1	5	0	5.0	5	0	0	0
at TCU		DNP-injured							
at Iowa State		DNP-injured							
Colorado		DNP-injured							
at Oklahoma St.		-	-	-	-	-	-	-	-
West Virginia		-	-	-	-	-	-	-	-
Totals		12	74	0	6.2	21	1	13	0

2023 GAME-BY-GAME

Opponent	GS	Rec	Yds	TD	Avg	LG	Rush	Yds	TD
at Wyoming		5	42	0	8.4	15	0	0	0
Oregon		1	31	0	31.0	31	0	0	0
Tarleton State		1	9	0	9.0	9	0	0	0
at West Virginia		3	18	0	6.0	15	0	0	0
Houston		0	0	0	0	0	0	0	0
at Baylor		2	17	0	8.5	16	0	0	0
Kansas State		2	-3	0	-1.5	4	0	0	0
at BYU		3	22	0	7.3	13	1	4	0
TCU		1	44	1	44	44	0	0	0
at Kansas	*	2	-2	0	-1	0	0	0	0
UCF		4	55	1	13.8	26	0	0	0
at Texas		2	3	0	1.5	2	0	0	0
vs. California	*	3	19	0	6.3	7	0	0	0
Totals		29	255	2	8.8	44	1	4	0

2022 GAME-BY-GAME (@ AUSTIN PEAY)

Opponent	GS	Rec	Yds	TD	Avg	LG	Rush	Yds	TD
at Western Kentucky	*	7	90	2	12.9	44	1	17	0
Presbyterian	*	7	113	0	16.1	26	1	8	0
Mississippi Valley State	*	10	158	2	15.8	36	0	0	0
at Alabama A&M	*	1	1	0	1.0	1	0	0	0
Eastern Kentucky	*	6	59	1	9.8	24	2	8	0
at Central Arkansas	*	7	73	0	10.4	34	0	0	0
Murray State	*	5	166	2	33.2	72	2	-1	0
Jacksonville State	*	6	68	1	11.3	23	4	17	0
at North Alabama	*	5	106	1	21.2	62	2	5	0
at Kennesaw State	*	10	95	0	9.5	21	0	0	0
at Alabama	*	12	92	0	7.6	32	0	0	0
Totals		76	1,021	9	13.4	72	12	54	0

2021 GAME-BY-GAME (@ AUSTIN PEAY)

Opponent	GS	Rec	Yds	TD	Avg	LG	Rush	Yds	TD
at Chattanooga	*	5	87	1	17.4	57	0	0	0
at Ole Miss	*	6	87	0	14.5	51	0	0	0

Moorhead State	*	5	86	0	17.2	52	0	0	0
at Eastern Kentucky	*	8	59	0	7.4	11	0	0	0
Tennessee State	*	4	40	0	10.0	22	0	0	0
Southeast Missouri	*	2	18	0	9.0	13	0	0	0
at Murray State	*	4	23	1	5.8	14	0	0	0
at UT Martin	*	2	23	0	11.5	16	0	0	0
Eastern Illinois	*	6	137	2	22.8	45	0	0	0
at Tennessee State	*	4	70	0	17.5	45	0	0	0
Tennessee Tech	*	7	237	4	33.9	73	1	1	0
Totals		53	867	8	16.4	73	1	1	0

1 A.J. McCARTY

DB | So. | 5th Yr. (2nd at Tech) | Brownwood, Texas | Brownwood HS

Follow on Social Media

Twitter: @adonismccartyjr | Instagram: adonismccartyjr

PARTICIPATION	2020*	2021*	2022*	2023	2024	CAREER
GP/GS	3/0	13/0	13/2	1/0	10/9	40/11

* indicates seasons at Baylor

TACKLES	GP	UA	A	Total	TFL	Yds	PD	FF	FR	Blkd	INT
2020 (BU)	3	0	1	1	0.0	0	0	0	0	0	0
2021 (BU)	13	3	0	3	0.0	0	1	0	1	0	0
2022 (BU)	13	31	6	37	1.0	1	3	0	0	0	1
2023 (TTU)	1	0	0	0	0.0	0	0	0	0	0	0
2024 (TTU)	10	15	10	25	4.0	11	2	0	0	0	2
TOTALS	40	49	17	66	5.0	12	6	0	1	0	3

2024 GAME-BY-GAME STATS

Opponent	GS	UA	A	TOT	TFL-YDS	INT-YDS	FF	FR	PBU
Abilene Christian	*	2	3	5	0.0-0	0-0	0	0	1
at Washington St.	*	1	0	1	0.0-0	0-0	0	0	0
North Texas	*	2	0	2	1.0-3	0-0	0	0	0
Arizona State	*	2	2	4	0.5-2	0-0	0	0	0
Cincinnati	*	2	1	3	1.0-1	1-51	0	0	0
at Arizona	*	0	1	1	0.0-0	0-0	0	0	1
Baylor	*	1	0	1	0.0-0	0-0	0	0	0
at TCU	*	2	1	3	0.5-1	0-0	0	0	0
at Iowa State		1	0	1	0.0-0	1-0	0	0	0
Colorado	*	2	2	4	1.0-4	0-0	0	0	0
at Oklahoma St.	-	-	-	-	-	-	-	-	-
West Virginia	-	-	-	-	-	-	-	-	-
Totals		15	10	25	4.0-11	2-51	0	0	2

2023 GAME-BY-GAME STATS

Opponent	GS	UA	A	TOT	TFL-YDS	INT-YDS	FF	FR	PBU
vs. California		0	0	0	0.0-0	0-0	0	0	0
Totals		0	0	0	0.0-0	0-0	0	0	0

2022 GAME-BY-GAME STATS (@ BAYLOR)

Opponent	GS	UA	A	TOT	TFL-YDS	INT-YDS	FF	FR	PBU
UAlbany		2	0	2	0.0-0	0-0	0	0	1
at BYU		1	1	2	0.0-0	0-0	0	0	0
Texas State		4	2	6	0.0-0	0-0	0	0	0
at Iowa State		7	2	9	0.0-0	0-0	0	0	0
Oklahoma State		0	0	0	0.0-0	0-0	0	0	0
at West Virginia		0	0	0	0.0-0	0-0	0	0	0
Kansas		1	1	2	0.0-0	0-0	0	0	1
at Texas Tech		4	0	4	0.0-0	1-18	0	0	1
at Oklahoma	*	3	0	3	0.0-0	0-0	0	0	0
Kansas State		1	0	1	0.0-0	0-0	0	0	0
TCU		3	0	3	0.0-0	0-0	0	0	0
at Texas		1	0	1	0.0-0	0-0	0	0	0
vs. Air Force	*	4	0	4	1.0-1	0-0	0	0	0
Totals		31	6	37	1.0-1	1-18	0	0	3

2021 GAME-BY-GAME STATS (@ BAYLOR)

Opponent	GS	UA	A	TOT	TFL-YDS	INT-YDS	FF	FR	PBU
at Texas State		0	0	0	0.0-0	0-0	0	0	0
Texas Southern		0	0	0	0.0-0	0-0	0	0	1
at Kansas		1	0	1	0.0-0	0-0	0	0	0
Iowa State		1	0	1	0.0-0	0-0	0	0	0
at Oklahoma State		0	0	0	0.0-0	0-0	0	0	0
West Virginia		0	0	0	0.0-0	0-0	0	0	0
BYU		DNP							
Texas		0	0	0	0.0-0	0-0	0	0	0
at TCU		0	0	0	0.0-0	0-0	0	0	0
Oklahoma		0	0	0	0.0-0	0-0	0	0	0
at Kansas State		0	0	0	0.0-0	0-0	0	1	0
Texas Tech		0	0	0	0.0-0	0-0	0	0	0
vs. Oklahoma State		0	0	0	0.0-0	0-0	0	0	0
vs. Ole Miss		1	0	1	0.0-0	0-0	0	0	0
Totals		3	0	3	0.0-0	0-0	0	1	1

2020 GAME-BY-GAME STATS (@ BAYLOR)

Opponent	GS	UA	A	TOT	TFL-YDS	INT-YDS	FF	FR	PBU
Kansas State		0	0	0	0.0-0	0-0	0	0	0
at Oklahoma		0	0	0	0.0-0	0-0	0	0	0
Oklahoma State		0	1	1	0.0-0	0-0	0	0	0
Totals		0	1	1	0.0-0	0-0	0	0	0

18JOHNCARLOS MILLER

TE | Jr. | 4th Yr. (1st at Tech) | Greensboro, N.C. | Dudley HS

Follow on Social Media

Twitter: @j2manmiller | Instagram: theofficial_miller

PARTICIPATION	2021*	2022*	2023*	2024	CAREER
GP/GS	4/0	11/11	10/10	10/0	35/21

* at Elon

CAREER STATS

RECEIVING	G	Rec	Yds	TD	Lg	Rec/G	Avg/C	Avg/G
2021 (ELON)	4	1	4	0	4	0.3	4.0	1.0
2022 (ELON)	11	26	201	3	25	2.4	7.7	18.3
2023 (ELON)	10	25	453	4	70	2.5	18.1	45.3
2024 (TTU)	10	7	105	3	45	0.7	15.0	10.5
Totals	35	59	763	10	70	1.7	12.9	21.8

2024 GAME-BY-GAME

Opponent	GS	Rec	Yds	TD	Avg	LG	Rush	Yds	TD
Abilene Christian		1	7	0	7.0	7	0	0	0
at Washington St.		1	20	1	20.0	20	0	0	0
North Texas		2	55	1	27.5	45	0	0	0
Arizona State		1	5	1	5.0	5	0	0	0
Cincinnati		0	0	0	0.0	0	0	0	0
at Arizona		0	0	0	0.0	0	0	0	0
Baylor		1	13	0	13.0	0	0	0	0
at TCU		0	0	0	0.0	0	0	0	0
at Iowa State		0	0	0	0.0	0	0	0	0
Colorado		1	5	0	5.0	5	0	0	0
at Oklahoma St.		-	-	-	-	-	-	-	-
West Virginia		-	-	-	-	-	-	-	-
Totals		7	105	3	15.0	45	0	0	0

2023 GAME-BY-GAME (@ ELON)

Opponent	GS	Rec	Yds	TD	Avg	LG	Rush	Yds	TD
at Wake Forest	*	1	18	0	0.0	18	0	0	0
at Gardner-Webb	*	2	49	0	0.0	25	0	0	0
N.C. A&T	*	0	0	0	0.0	0	0	0	0
at Campbell	*	4	55	0	0.0	26	0	0	0
William & Mary	*	2	7	0	0.0	4	0	0	0
N.C. Central	*	5	82	0	0.0	30	0	0	0
Monmouth	*	2	70	1	0.0	65	0	0	0
at Delaware	*	5	101	1	0.0	70	0	0	0
at Richmond	*	2	14	1	0.0	9	0	0	0
Hampton	*	2	57	1	0.0	53	0	0	0
Totals		25	453	4	0.0	70	0	0	0

2022 GAME-BY-GAME (@ ELON)

Opponent	GS	Rec	Yds	TD	Avg	LG	Rush	Yds	TD
at Vanderbilt	*	3	24	0	0.0	15	0	0	0
at Wofford	*	4	31	0	0.0	10	0	0	0
Gardner-Webb	*	2	22	0	0.0	14	0	0	0
at William & Mary	*	2	21	0	0.0	20	0	0	0
Richmond	*	1	25	1	0.0	25	0	0	0
Towson	*	3	13	1	0.0	8	0	0	0
at Rhode Island	*	4	29	0	0.0	9	0	0	0
at New Hampshire	*	0	0	0	0.0	0	0	0	0
Delaware	*	2	4	0	0.0	4	0	0	0
UAlbany	*	2	5	0	0.0	5	0	0	0
at Hampton	*	3	27	1	0.0	16	0	0	0
Totals		26	201	3	0.0	25	0	0	0

2021 GAME-BY-GAME (@ELON)

Opponent	GS	Rec	Yds	TD	Avg	LG	Rush	Yds	TD
at James Madison		0	0	0	0.0	0	0	0	0
Villanova		0	0	0	0.0	0	0	0	0
at Towson		0	0	0	0.0	0	0	0	0
Rhode Island		1	4	0	0.0	4	0	0	0
Totals		1	4	0	0.0	4	0	0	0

2BEHREN MORTON

QB | Jr. | 4th Yr. | Eastland, Texas | Eastland HS

Follow on Social Media

Twitter: @BehrenMorton | Instagram: bmorton_2

PARTICIPATION	2021	2022	2023	2024	CAREER
GP/GS	2/0	9/4	10/8	10/10	31/22

CAREER STATS

PASSING	G	Cmp	Att	Int	Yds	TD	Lg	Pct	Avg/G	Effic
2021	2	1	3	0	0	0	0	33.3	0.0	33.3
2022	9	96	169	6	1,117	7	55	56.8	124.1	118.9
2023	10	182	293	8	1,757	15	49	62.1	175.7	123.9
2024	10	230	372	6	2,575	21	70	61.8	257.5	135.4
Totals	31	509	837	20	5,449	43	70	60.8	175.8	127.7

RUSHING	G	Att	Yds	TD	Lg	Avg/C	Avg/G
2021	2	2	15	0	17	7.5	7.5
2022	9	42	79	2	15	1.9	8.8
2023	10	46	3	4	14	0.1	0.3
2024	10	46	-21	1	26	-0.5	-2.1
Totals	31	136	76	7	26	0.6	2.5

2024 GAME-BY-GAME

Opponent	GS	Comp	Att	TD	INT	Yds	Lg	Run	Yds	TD	LG
Abilene Christian	*	30	42	5	0	378	36	2	-5	0	3
at Washington St.	*	34	58	1	2	323	42	4	7	0	7
North Texas	*	15	19	4	0	273	70	2	-1	1	10
Arizona State	*	24	44	2	0	201	21	3	-15	0	4
Cincinnati	*	19	29	2	0	251	49	3	46	0	26
at Arizona	*	17	29	0	0	214	57	4	-23	0	1
Baylor	*	33	49	3	1	286	32	6	3	0	7
at TCU	*	13	22	0	0	137	44	3	-3	0	1
at Iowa State	*	21	40	2	2	237	35	8	6	0	8
Colorado	*	24	40	2	1	275	35	11	-36	0	9
at Oklahoma St.		-	-	-	-	-	-	-	-	-	-
West Virginia		-	-	-	-	-	-	-	-	-	-
Totals		230	372	121	6	2,575	70	46	-21	1	26

2023 GAME-BY-GAME

Opponent	GS	Comp	Att	TD	INT	Yds	Lg	Run	Yds	TD	LG
at Wyoming	DNP										
Oregon	DNP	-	-	-	-	-	-	-	-	-	-
Tarleton State		8	13	2	1	72	15	3	11	0	7
at West Virginia		13	37	1	0	158	26	8	-12	0	4
Houston	*	14	22	2	0	161	34	4	10	0	7
at Baylor	*	19	26	3	1	180	24	2	-1	1	10
Kansas State	*	14	21	0	0	125	31	6	8	1	10
at BYU	DNP-injured										
TCU	*	28	36	2	0	282	44	5	-4	1	9
at Kansas	*	19	25	0	1	176	33	7	-11	0	9
UCF	*	21	34	2	1	256	49	3	10	0	8
at Texas	*	19	36	0	3	88	15	5	-2	1	14
vs. California	*	27	43	3	1	259	41	3	-6	0	7
Totals		182	293	15	8	1,757	49	46	3	4	14

2022 GAME-BY-GAME

Opponent	GS	Comp	Att	TD	INT	Yds	Lg	Run	Yds	TD	LG
Murray State		7	10	1	1	97	24	3	-15	0	2
Houston		0	0	0	0	0	0	0	0	0	0
at NC State		4	7	0	1	85	38	2	20	0	13
Texas		0	0	0	0	0	0	0	0	0	0
at Kansas State	DNP										
at Oklahoma St.	*	39	62	2	1	379	36	17	53	1	15
West Virginia	*	28	45	2	0	325	55	8	17	0	8
Baylor	*	11	34	1	3	152	39	6	6	1	14
at TCU	*	7	10	1	0	79	47	6	-2	0	4
Kansas	DNP-injured										
at Iowa State	DNP-injured										
Oklahoma	DNP-injured										
vs. Ole Miss		0	1	0	0	0	0	0	0	0	0
Totals		96	169	7	6	1,117	55	42	79	2	15



3 BRYCE
RAMIREZ

LB | Sr. | 6th Yr. | Missouri City, Texas | George Ranch HS

Follow on Social Media

Twitter: @bryceramirez_ | Instagram: ebkrasca

PARTICIPATION	2019	2020	2021	2022	2023	2024	CAREER
GP/GS	0/0	0/0	7/0	2/1	11/2	7/0	27/3

CAREER STATS

TACKLES	GP	UA	A	Total	TFL	Yds	PD	FF	FR	INT	QBH
2021	7	2	1	3	0.0	0	0	0	0	0	0
2022	2	4	0	4	0.0	0	0	0	0	0	0
2023	11	14	7	21	0.0	0	0	0	0	0	1
2024	7	12	5	17	0.5	1	0	0	0	0	1
Totals	27	32	13	45	0.5	1	0	0	0	0	2

2024 GAME-BY-GAME STATS

Opponent	GS	UA	A	TOT	SACKS-YDS	TFL-YDS	FF	FR	INT	QBH
Abilene Christian	1	0	1		0.0-0	0.0-0	0	0	0	0
at Washington St.	1	0	1		0.0-0	0.0-0	0	0	0	0
North Texas	4	1	5		0.0-0	0.0-0	0	0	1	0
Arizona State	2	1	3		0.0-0	0.0-0	0	0	0	0
Cincinnati	1	1	2		0.0-0	0.0-0	0	0	0	0
at Arizona	2	2	4		0.0-0	0.5-1	0	0	0	1
Baylor	1	0	1		0.0-0	0.0-0	0	0	0	0
at TCU	DNP-injured									
at Iowa State	DNP-injured									
Colorado	DNP-injured									
at Oklahoma St.	-	-	-		---	---	-	-	-	-
West Virginia	-	-	-		---	---	-	-	-	-
Totals	12	5	17		0.0-0	0.5-1	0	0	1	1

2023 GAME-BY-GAME STATS

Opponent	GS	UA	A	TOT	SACKS-YDS	TFL-YDS	FF	FR	INT	QBH
at Wyoming	0	1	1		0.0-0	0.0-0	0	0	0	0
Oregon	2	0	2		0.0-0	0.0-0	0	0	0	0
Tarleton State	1	0	1		0.0-0	0.0-0	0	0	0	0
at West Virginia	0	1	1		0.0-0	0.0-0	0	0	0	0
Houston	2	0	2		0.0-0	0.0-0	0	0	0	0
at Baylor	1	0	1		0.0-0	0.0-0	0	0	0	0
Kansas State	DNP-injured									
at BYU	*	3	4	7	0.0-0	0.0-0	0	0	0	1
TCU	*	2	0	2	0.0-0	0.0-0	0	0	0	0
at Kansas	3	0	3		0.0-0	0.0-0	0	0	0	0
UCF	DNP-injured									
at Texas	0	1	1		0.0-0	0.0-0	0	0	0	0
vs. California	0	0	0		0.0-0	0.0-0	0	0	0	0
Totals	14	7	21		0.0-0	0.0-0	0	0	0	1

2022 GAME-BY-GAME STATS

Opponent	GS	UA	A	TOT	SACKS-YDS	TFL-YDS	FF	FR	INT	QBH
Murray State	DNP									
Houston	3	0	3		0.0-0	0.0-0	0	0	0	0
at NC State	*	1	0	1	0.0-0	0.0-0	0	0	0	0
Texas	DNP-injured									
at Kansas State	DNP-injured									
at Oklahoma St.	DNP-injured									
West Virginia	DNP-injured									
Baylor	DNP-injured									
at TCU	DNP-injured									
Kansas	DNP-injured									
at Iowa State	DNP-injured									
Oklahoma	DNP-injured									
vs. Ole Miss	DNP-injured									
Totals	4	0	4		0.0-0	0.0-0	0	0	0	0

2021 GAME-BY-GAME STATS

Opponent	GS	UA	A	TOT	SACKS-YDS	TFL-YDS	FF	FR	INT	QBH
vs. Houston	DNP									
Stephen F. Austin	DNP									
FIU	DNP									
at Texas	DNP									
at West Virginia	DNP									
TCU	DNP									
at Kansas	0	0	0		0.0-0	0.0-0	0	0	0	0
Kansas State	1	1	2		0.0-0	0.0-0	0	0	0	0
at Oklahoma	0	0	0		0.0-0	0.0-0	0	0	0	0
Iowa State	DNP									
Oklahoma State	0	0	0		0.0-0	0.0-0	0	0	0	0
at Baylor	0	0	0		0.0-0	0.0-0	0	0	0	0
vs. Mississippi St.	1	0	1		0.0-0	0.0-0	0	0	0	0
Totals	2	1	3		0.0-0	0.0-0	0	0	0	0

13 BEN
ROBERTS

LB | So. | 3rd Yr. | Haslet, Texas | Eaton HS

Follow on Social Media

Twitter: @Ben_Roberts2022 | Instagram: ben.roberts04

PARTICIPATION	2022	2023	2024	CAREER
GP/GS	2/0	13/12	10/10	25/22

CAREER STATS

TACKLES	GP	UA	A	Total	TFL	Yds	PD	FF	FR	INT	QBH
2022	2	0	0	0	0.0	0	0	0	0	0	0
2023	13	55	52	107	6.5	30	0	2	0	0	3
2024	10	32	35	67	4.5	11	0	3	0	0	4
Totals	25	87	87	174	11.0	41	0	5	0	0	7

2024 GAME-BY-GAME STATS

Opponent	GS	UA	A	TOT	SACKS-YDS	TFL-YDS	FF	FR	INT	QBH
Abilene Christian	*	4	3	7	0.0-0	1.0-2	1	0	0	0
at Washington St.	*	7	0	7	0.0-0	1.0-2	1	0	0	0
North Texas	*	3	0	3	0.0-0	0.0-0	0	0	0	0
Arizona State	*	2	9	11	0.0-0	0.0-0	0	0	0	0
Cincinnati	*	4	8	12	0.0-0	2.0-5	1	0	0	1
at Arizona	*	2	3	5	0.0-0	0.0-0	0	0	0	1
Baylor	*	3	3	6	0.0-0	0.0-0	0	0	0	0
at TCU	*	3	4	7	0.0-0	0.0-0	0	0	0	0
at Iowa State	*	2	5	7	0.0-0	0.5-2	0	0	0	2
Colorado	*	2	0	2	0.0-0	0.0-0	0	0	0	0
at Oklahoma St.	-	-	-		---	---	-	-	-	-
West Virginia	-	-	-		---	---	-	-	-	-
Totals	32	35	67		0.0-0	4.5-11	3	0	0	4

2023 GAME-BY-GAME STATS

Opponent	GS	UA	A	TOT	SACKS-YDS	TFL-YDS	FF	FR	INT	QBH
at Wyoming	0	1	1		0.0-0	0.5-0	0	0	0	0
Oregon	*	5	7	12	0.5-2	1.5-7	1	0	0	0
Tarleton State	*	2	2	4	0.0-0	0.0-0	0	0	0	0
at West Virginia	*	4	7	11	0.0-0	0.5-1	0	0	1	0
Houston	*	8	2	10	0.0-0	0.0-0	0	0	0	0
at Baylor	*	5	2	7	0.0-0	2.0-19	1	0	0	0
Kansas State	*	5	6	11	0.0-0	0.0-0	0	0	0	0
at BYU	*	5	5	10	0.0-0	0.0-0	0	0	0	1
TCU	*	3	3	6	0.0-0	0.0-0	0	0	0	0
at Kansas	*	8	1	9	0.0-0	0.0-0	0	0	0	0
UCF	*	2	4	6	0.0-0	0.5-2	0	0	0	0
at Texas	*	6	7	13	0.0-0	0.0-0	0	0	0	1
vs. California	*	2	5	7	0.0-0	1.5-3	0	0	0	1
Totals	55	52	107		0.5-2	6.5-30	2	0	1	3

2022 GAME-BY-GAME STATS

Opponent	GS	UA	A	TOT	SACKS-YDS	TFL-YDS	FF	FR	INT	QBH
Murray State	DNP									
Houston	DNP									
at NC State	DNP									
Texas	DNP									
at Kansas State	0	0	0		0.0-0	0.0-0	0	0	0	0
at Oklahoma St.	0	0	0		0.0-0	0.0-0	0	0	0	0
West Virginia	DNP									
Baylor	DNP									
at TCU	DNP									
Kansas	DNP									
at Iowa State	DNP									
Oklahoma	DNP									
vs. Ole Miss	DNP									
Totals	0	0	0		0.0-0	0.0-0	0	0	0	0

10 JACOB RODRIGUEZ

LB | R-Jr. | 4th Yr. (3rd at Tech) | Wichita Falls, Texas | Rider HS

Follow on Social Media

Twitter: @Jacob_R_10 | Instagram: jrodriguez_10

PARTICIPATION	2021	2022	2023	2024	CAREER
GP/GS	12/0	12/0	5/4	10/10	39/14

CAREER STATS

TACKLES	GP	UA	A	Total	TFL	Yds	PD	FF	FR	Blkd	QBH
2021 (LVA)	12	1	0	1	0.0	0	0	0	0	0	0
2022 (TTU)	12	17	12	29	3.0	7	0	1	0	0	0
2023 (TTU)	5	21	11	32	1.0	1	2	2	1	0	1
2024 (TTU)	10	61	40	101	8.5	51	3	3	1	0	4
Totals	40	100	63	163	12.5	59	5	6	2	0	5

2024 GAME-BY-GAME STATS

Opponent	GS	UA	A	TOT	SACKS-YDS	TFL-YDS	FF	FR	INT	QBH
Abilene Christian	*	9	4	13	0.0-0	2.0-13	1	0	0	0
at Washington St.	*	7	0	7	0.0-0	0.0-0	0	0	0	0
North Texas	*	1	0	1	0.0-0	0.0-0	0	0	0	1
Arizona State	*	2	7	9	0.0-0	1.0-2	0	0	0	0
Cincinnati	*	7	4	11	0.0-0	0.5-2	0	1	0	1
at Arizona	*	5	8	13	1.0-16	1-16	1	0	0	0
Baylor	*	7	5	12	0.0-0	0.0-0	0	0	0	0
at TCU	*	1	4	5	0.0-0	0.0-0	0	0	0	0
at Iowa State	*	9	4	13	2.0-6	2.5-7	1	0	0	0
Colorado	*	13	4	17	1.0-10	1.5-11	0	0	0	2
at Oklahoma St.	-	-	-	---	---	-	-	-	-	-
West Virginia	-	-	-	---	---	-	-	-	-	-
Totals		61	40	101	4.0-32	8.5-51	3	1	0	4

2023 GAME-BY-GAME STATS

Opponent	GS	UA	A	TOT	SACKS-YDS	TFL-YDS	FF	FR	INT	QBH
at Wyoming	*	2	0	2	0.0-0	0.0-0	1	1	0	0
Oregon		DNP-injured								
Tarleton State		DNP-injured								
at West Virginia		DNP-injured								
Houston		DNP-injured								
at Baylor		DNP-injured								
Kansas State		DNP-injured								
at BYU		DNP-injured								
TCU		4	2	6	0.0-0	0.0-0	0	0	0	0
at Kansas	*	3	1	4	0.0-0	1.0-1	0	0	0	0
UCF	*	7	5	12	0.0-0	0.0-0	0	0	0	1
at Texas		DNP								
vs. California	*	5	3	8	0.0-0	0.0-0	1	0	1	0
Totals		21	11	32	0.0-0	1.0-1	2	1	1	1

2022 GAME-BY-GAME STATS

Opponent	GS	UA	A	TOT	SACKS-YDS	TFL-YDS	FF	FR	INT	QBH
Murray State		0	4	4	0.0-0	1.0-2	0	0	0	0
Houston		0	0	0	0.0-0	0.0-0	0	0	0	0
at NC State		2	2	4	0.0-0	0.5-1	0	0	0	0
Texas		1	0	1	0.0-0	0.0-0	0	0	0	0
at Kansas State		1	0	1	0.0-0	0.0-0	0	0	0	0
at Oklahoma St.		1	1	2	0.0-0	0.0-0	0	0	0	2
West Virginia		4	0	4	0.0-0	0.0-0	1	0	0	1
Baylor		3	2	5	0.0-0	0.0-0	0	0	0	0
at TCU		0	2	2	0.0-0	0.5-1	0	0	0	0
Kansas		2	0	2	0.0-0	0.0-0	0	0	0	0
at Iowa State		1	0	1	0.0-0	0.0-0	0	0	0	0
Oklahoma		DNP-injured								
vs. Ole Miss		2	1	3	0.0-0	1.0-3	0	0	0	0
Totals		17	12	29	0.0-0	3.0-7	1	0	0	3

2021 GAME-BY-GAME (@ VIRGINIA)

Opponent	GS	Rush	Yds	TD	LG	Rec	Yds	TD	LG
William & Mary		3	31	0	24	0	0	0	0
Illinois		0	0	0	0	0	0	0	0
at North Carolina		3	14	0	7	3	23	0	17
Wake Forest		0	0	0	0	0	0	0	0
at Miami (FL)		1	5	0	5	2	24	0	16
at Louisville		1	1	0	1	2	13	0	9
Duke		2	5	0	4	0	0	0	0
Georgia Tech		0	0	0	0	0	0	0	0
at BYU		0	0	0	0	1	5	0	5
Notre Dame		0	0	0	0	0	0	0	0
at Pittsburgh		0	0	0	0	0	0	0	0
Virginia Tech		0	0	0	0	0	0	0	0
Totals		10	56	0	24	8	65	0	17

17 ISAAC SMITH

OLB | Jr. | 4th Yr. | Wagoner, Okla. | Wagoner HS

Follow on Social Media

Twitter: @isaacsmith1921 | Instagram: isaacsmith17_

PARTICIPATION	2021	2022	2023	2024	CAREER
GP/GS	0/0	11/2	0/0	9/4	20/6

CAREER STATS

TACKLES	GP	UA	A	Total	TFL	Yds	PD	FF	FR	Blkd	QBH
2021	0	0	0	0	0.0	0	0	0	0	0	0
2022	11	9	5	14	3.0	5	0	0	1	0	0
2023	0	0	0	0	0.0	0	0	0	0	0	0
2024	9	13	13	26	2.0	18	0	0	0	0	1
Totals	20	22	18	40	5.0	23	0	0	1	0	0

SACKS	G	UA	A	Total	Yds
2021	0	0	0	0.0	0
2022	11	1	0	1.0	2
2023	0	0	0	0.0	0
2024	9	1	0	1.0	15
Totals	20	2	0	2.0	17

2024 GAME-BY-GAME STATS

Opponent	GS	UA	A	TOT	SACKS-YDS	TFL-YDS	FF	FR	INT	QBH
Abilene Christian		2	2	4	0.0-0	0.5-1	0	0	0	0
at Washington St.	*	2	1	3	1.0-15	1.0-15	0	0	0	0
North Texas	*	2	2	4	0.0-0	0.0-0	0	0	0	0
Arizona State	*	0	1	1	0.0-0	0.0-0	0	0	0	1
Cincinnati	*	1	1	2	0.0-0	0.0-0	0	0	0	0
at Arizona		DNP-injured								
Baylor		1	0	1	0.0-0	0.0-0	0	0	0	0
at TCU		1	2	3	0.0-0	0.0-0	0	0	0	0
at Iowa State		3	4	7	0.0-0	0.5-2	0	0	0	0
Colorado		1	0	1	0.0-0	0.0-0	0	0	0	0
at Oklahoma St.	-	-	-	---	---	-	-	-	-	-
West Virginia	-	-	-	---	---	-	-	-	-	-
Totals		13	13	26	1.0-15	2.0-18	0	0	0	1

2023 GAME-BY-GAME STATS

Opponent	GS	UA	A	TOT	SACKS-YDS	TFL-YDS	FF	FR	INT	QBH
		DNP-injured								
Totals		0	0	0	0.0-0	0.0-0	0	0	0	0

2022 GAME-BY-GAME STATS

Opponent	GS	UA	A	TOT	SACKS-YDS	TFL-YDS	FF	FR	INT	QBH
Murray State		1	1	2	0.0-0	0.0-0	0	0	0	0
Houston		DNP								
at NC State		DNP								
Texas		0	0	0	0.0-0	0.0-0	0	0	0	0
at Kansas State		0	0	0	0.0-0	0.0-0	0	0	0	0
at Oklahoma St.		0	0	0	0.0-0	0.0-0	0	0	0	0
West Virginia		0	0	0	0.0-0	0.0-0	0	0	0	0
Baylor		0	0	0	0.0-0	0.0-0	0	0	0	0
at TCU		0	1	1	0.0-0	0.0-0	0	0	0	0
Kansas		0	0	0	0.0-0	0.0-0	0	0	0	0
at Iowa State		1	2	3	0.0-0	0.0-0	0	0	0	0
Oklahoma	*	3	1	4	0.0-0	1.0-2	0	0	0	0
vs. Ole Miss	*	4	0	4	1.0-2	2.0-3	0	1	0	0
Totals		9	5	14	1.0-2	3.0-5	0	1	0	0



80 MASON THARP

TE | Sr. | 4th Yr. | Klein, Texas | Klein HS

Follow on Social Media
Twitter: @masontharp80 | Instagram: mason_tharp

PARTICIPATION	2021	2022	2023	2024	CAREER
GP/GS	12/8	10/7	8/7	10/9	40/31

CAREER STATS								
RECEIVING	G	Rec	Yds	TD	Lg	Rec/G	Avg/C	Avg/G
2021	12	14	198	1	25	1.2	14.1	16.5
2022	10	12	100	2	21	1.2	8.3	10.0
2023	8	18	178	4	28	2.3	9.9	22.3
2024	10	8	72	0	16	0.8	9.0	7.2
Totals	40	52	548	7	28	1.3	10.5	13.7

2024 GAME-BY-GAME									
Opponent	GS	Rec	Yds	TD	Avg	LG	Rush	Yds	TD
Abilene Christian	*	1	9	0	9.0	9	0	0	0
at Washington St.	*	1	-1	0	-1.0	0	0	0	0
North Texas	*	0	0	0	0	0	0	0	0
Arizona State	*	1	12	0	12.0	12	0	0	0
Cincinnati	*	1	16	0	16.0	16	0	0	0
at Arizona	*	1	9	0	9.0	9	0	0	0
Baylor		0	0	0	0	0	0	0	0
at TCU	*	1	9	0	9.0	9	0	0	0
at Iowa State	*	2	18	0	9.0	14	0	0	0
Colorado	*	0	0	0	0	0	0	0	0
at Oklahoma St.	-	-	-	-	-	-	-	-	-
West Virginia	-	-	-	-	-	-	-	-	-
Totals		8	72	0	9.0	16	0	0	0

2023 GAME-BY-GAME									
Opponent	GS	Rec	Yds	TD	Avg	LG	Rush	Yds	TD
at Wyoming	*	1	10	0	10.0	10	0	0	0
Oregon	*	4	37	1	9.3	15	0	0	0
Tarleton State	*	3	43	1	14.3	28	0	0	0
at West Virginia	*	1	14	0	14	14	0	0	0
Houston	*	2	16	0	8	15	0	0	0
at Baylor		DNP-injured							
Kansas State		DNP-injured							
at BYU		DNP-injured							
TCU		DNP-injured							
at Kansas		DNP-injured							
UCF	*	3	32	1	10.7	19	0	0	0
at Texas	*	1	4	0	4.0	4	0	0	0
vs. California		3	22	1	7.3	15	0	0	0
Totals		18	178	4	9.9	28	0	0	0

2022 GAME-BY-GAME									
Opponent	GS	Rec	Yds	TD	Avg	LG	Rush	Yds	TD
Murray State		1	21	1	21.0	21	0	0	0
Houston		0	0	0	0	0	0	0	0
at NC State	*	3	26	0	8.7	14	0	0	0
Texas		1	13	0	13.0	13	0	0	0
at Kansas State	*	0	0	0	0	0	0	0	0
at Oklahoma State	*	1	2	0	2.0	2	0	0	0
West Virginia	*	3	35	0	11.7	19	0	0	0
Baylor	*	1	0	0	0	0	0	0	0
at TCU	*	0	0	0	0	0	0	0	0
Kansas	*	2	3	1	1.5	2	0	0	0
at Iowa State		DNP-injured							
Oklahoma		DNP-injured							
vs. Ole Miss		DNP-injured							
Totals		12	100	2	8.3	21	0	0	0

2021 GAME-BY-GAME									
Opponent	GS	Rec	Yds	TD	Avg	LG	Rush	Yds	TD
vs. Houston		0	0	0	0.0	0	0	0	0
Stephen F. Austin	*	0	0	0	0.0	0	0	0	0
FIU		3	61	1	20.3	25	0	0	0
at Texas	*	1	7	0	7.0	7	0	0	0
at West Virginia	*	0	0	0	0.0	0	0	0	0
TCU		2	22	0	11.0	14	0	0	0
at Kansas	*	3	38	0	12.7	25	0	0	0
Kansas State	*	0	0	0	0.0	0	0	0	0
at Oklahoma		2	31	0	15.5	23	0	0	0
Iowa State		DNP-injured							
Oklahoma State	*	3	39	0	13	25	0	0	0
at Baylor	*	0	0	0	0.0	0	0	0	0
vs. Mississippi St.	*	0	0	0	0.0	0	0	0	0
Totals		14	198	1	14.1	25	0	0	0

RED RAIDERS IN THE NCAA/BIG 12 STATS

~ last updated: Sun., Nov. 17 ~

RB TAHJ BROOKS			
Category	Stat	Big 12	NCAA
All Purpose per Game (199 ranked)	142.56	3rd	8th
Rushing Touchdowns (164 ranked)	11	3rd	22nd
Rushing Yards (200 ranked)	1,184	2nd	8th
Rushing Yards per Game (199 ranked)	131.6	2nd	6th
Total Touchdowns (119 ranked)	11	4th	29th

WR COY EAKIN			
Category	Stat	Big 12	NCAA
Receiving Touchdowns (169 ranked)	6	9th	42nd

WR JOSH KELLY			
Category	Stat	Big 12	NCAA
Receiving Yards (200 ranked)	842	6th	21st
Receiving Yards per Game (200 ranked)	84.2	6th	22nd
Receptions per Game (198 ranked)	7.6	1st	5th

QB BEHREN MORTON			
Category	Stat	Big 12	NCAA
Completions per Game (100 ranked)	23.00	3rd	16th
Passing Touchdowns (145 ranked)	21	3rd	16th
Passing Yards (130 ranked)	2,575	4th	19th
Passing Yards per Game (130 ranked)	257.5	4th	21st
Points Responsible for (198 ranked)	134	7th	31st
Points Responsible per Game (195 ranked)	13.4	8th	39th
Total Offense per Game (200 ranked)	255.4	10th	44th

LB BEN ROBERTS			
Category	Stat	Big 12	NCAA
Forced Fumbles per Game (74 ranked)	0.33	3rd	12th

LB JACOB RODRIGUEZ			
Category	Stat	Big 12	NCAA
Forced Fumbles per Game (29 ranked)	0.33	3rd	12th
Solo Tackles per Game (18 ranked)	6.1	1st	3rd
Total Tackles per Game (497 ranked)	10.1	1st	8th

TEAM/INDIVIDUAL STATISTICS

Team Results

	Date	Opponent		Score	Att.
	08/31/2024	Abilene Christian	Wot1	52-51	60229
	09/07/2024	at Washington St.	L	16-37	27372
	09/14/2024	North Texas	W	66-21	57865
*	09/21/2024	Arizona St.	W	30-22	58795
*	09/28/2024	Cincinnati	W	44-41	60229
*	10/05/2024	at Arizona	W	28-22	45773
*	10/19/2024	Baylor	L	35-59	60229
*	10/26/2024	at TCU	L	34-35	42144
*	11/02/2024	at Iowa St.	W	23-22	61500
*	11/09/2024	Colorado	L	27-41	60229

Rushing

Player	gp	att	gain	loss	net	avg	td	lg	avg/g
Tahj Brooks	9	235	1228	44	1184	5.0	11	35	131.6
Cameron Dickey	10	26	155	4	151	5.8	1	37	15.1
J'Koby Williams	7	19	89	0	89	4.7	1	13	12.7
Cameran Brown	7	8	83	0	83	10.4	0	22	11.9
Cam'Ron Valdez	2	9	43	3	40	4.4	0	17	20.0
Jalin Conyers	10	5	28	0	28	5.6	1	13	2.8
Will Hammond	2	10	36	9	27	2.7	1	12	13.5
Drae McCray	7	1	13	0	13	13.0	0	13	1.9
Reese Burkhardt	10	1	4	0	4	4.0	1	4	0.4
Behren Morton	10	46	143	164	-21	-0.5	1	26	-2.1
Team	10	5	0	5	-5	-1.0	0	0	-0.5
Total	10	365	1822	229	1593	4.4	17	37	159.3
Opponents	10	332	1632	178	1454	4.4	20	68	145.4

Passing

Player	gp	effic	comp-att-int	pct	yds	td	lg	avg/g
Behren Morton	10	135.4	230-372-6	61.8	2575	21	70	257.5
Will Hammond	2	156.1	15-22-0	68.2	191	1	36	95.5
Cameran Brown	7	32.5	4-9-1	44.4	11	0	7	1.6
Coy Eakin	10	299.0	1-2-0	50.0	20	1	20	2.0
Jalin Conyers	10	598.0	1-1-0	100.0	20	1	20	2.0
Jason Llewellyn	9	0.0	0-1-0	0.0	0	0	0	0.0
Total	10	135.8	251-407-7	61.7	2817	24	70	281.7
Opponents	10	144.9	237-378-11	62.7	3056	23	84	305.6

Receiving

Player	gp	no.	yds	avg	td	lg	avg/g
Josh Kelly	10	76	842	11.1	5	37	84.2
Caleb Douglas	10	47	610	13.0	4	57	61.0
Coy Eakin	10	32	467	14.6	6	70	46.7
Jalin Conyers	10	18	197	10.9	4	36	19.7
Tahj Brooks	9	17	99	5.8	0	17	11.0
Drae McCray	7	12	74	6.2	0	21	10.6
Jordan Brown	10	11	140	12.7	0	42	14.0
Mason Tharp	10	8	72	9.0	0	16	7.2
Micah Hudson	8	8	123	15.4	0	38	15.4
Cameron Dickey	10	8	42	5.3	1	12	4.2
JohnCarlos Miller II	10	7	105	15.0	3	45	10.5
J'Koby Williams	7	4	34	8.5	1	18	4.9
Brady Boyd	8	1	7	7.0	0	7	0.9
Cam'Ron Valdez	2	1	1	1.0	0	1	0.5
Tyson Turner	2	1	4	4.0	0	4	2.0
Total	10	251	2817	11.2	24	70	281.7
Opponents	10	237	3056	12.9	23	84	305.6

Game Records

Record	Overall	Home	Away	Neutral
ALL GAMES	6-4	4-2	2-2	0-0
CONFERENCE	4-3	2-2	2-1	0-0
NON-CONFERENCE	2-1	2-0	0-1	0-0

Team Statistics

	TTU	OPP
First Downs	235	223
Rushing	94	69
Passing	126	133
Penalty	15	21
Rushing Yardage	1593	1454
Rushing attempts	365	332
Average per rush	4.4	4.4
Average per game	159.3	145.4
TDs Rushing	17	20
Passing Yardage	2817	3056
Comp-Att-Int	251-407-7	237-378-11
Average per pass	6.9	8.1
Average per catch	11.2	12.9
Average per game	281.7	305.6
TDs Passing	24	23
Total offense	4410	4510
Average per play	5.7	6.4
Average per game	441.0	451.0
Kick returns: #-Yards	34-723	15-261
Punt returns: #-Yards	10-47	11-160
Int returns: #-Yards	11-117	7-68
Fumbles-Lost	16-10	13-5
Penalties-Yards	79-649	62-533
Punts-Avg	39-42.0	39-41.4
Time of possession / game	30:23	29:37
3rd-down conversion	74/162	48/133
4rd-down conversion	12/24	12/21
PAT-attempts	(37-37) 100%	(39-41) 95%
2-point conversion-attempts	(3-6) 50%	(0-3) 0%

Interceptions

Player	no.	yds	avg	td	lg
CJ Baskerville	3	0	0.0	0	0
Chapman Lewis	3	0	0.0	0	0
AJ McCarty	2	51	25.5	1	51
Bralyn Lux	1	44	44.0	1	44
Bryce Ramirez	1	2	2.0	0	2
Quincy Ledet	1	20	20.0	0	20
Total	11	117	10.6	2	51
Opponents	7	68	9.7	0	23



INDIVIDUAL STATISTICS

Field Goals

Player	fg	pct.	01-19	20-29	30-39	40-49	50-99	lg	blk
Gino Garcia	15-16	93.8	0-0	3-3	8-8	3-3	1-2	53	0
Reese Burkhardt	3-4	75.0	0-0	0-0	1-1	2-2	0-1	41	0
Opponents	16-22	72.7	0-0	5-6	7-7	3-6	1-3	52	0

Scoring

			PAT							
Player	td	fg	kick	rush	rcv	pass	dxp	saf	pts	
Gino Garcia	-	15-16	25-25	-	-	-	-	-	70	
Tahj Brooks	11	-	-	-	-	-	-	-	66	
Coy Eakin	6	-	-	-	-	-	-	-	36	
Josh Kelly	5	-	-	-	1	-	-	-	32	
Jalin Conyers	5	-	-	1	-	-	-	-	32	
Reese Burkhardt	1	3-4	12-12	-	-	-	-	-	27	
Caleb Douglas	4	-	-	-	-	-	-	-	24	
JohnCarlos Miller II	3	-	-	1	-	-	-	-	20	
J'Koby Williams	2	-	-	-	-	-	-	-	12	
Cameron Dickey	2	-	-	-	-	-	-	-	12	
Bralyn Lux	1	-	-	-	-	-	-	-	6	
AJ McCarty	1	-	-	-	-	-	-	-	6	
Behren Morton	1	-	-	-	-	1	-	-	6	
Will Hammond	1	-	-	-	-	-	-	-	6	
Total	43	18-20	37-37	2	1	1	0	0	355	
Opponents	44	16-22	39-41	0	0	0	0	0	351	

Score by Periods

Team	1st	2nd	3rd	4th	OT	TOT
Texas Tech	106	101	66	75	7	355
Opponents	62	91	85	107	6	351

Punting

Player	no.	yds	avg	lg	tb	fc	i20	50+	blk
Jack Burgess	39	1638	42.0	59	2	19	15	4	0
Total	39	1638	42.0	59	2	19	15	4	0
Opponents	39	1616	41.4	63	2	15	10	5	0

Punt Returns

Player	no.	yds	avg	td	lg
Josh Kelly	8	29	3.6	0	12
Jordan Brown	2	18	9.0	0	13
Total	10	47	4.7	0	13
Opponents	11	160	14.5	0	73

Kick Returns

Player	no.	yds	avg	td	lg
Drae McCray	12	309	25.8	0	74
J'Koby Williams	9	250	27.8	0	57
Jordan Brown	6	107	17.8	0	20
Cameron Dickey	3	40	13.3	0	17
Jalin Conyers	1	9	9.0	0	9
Trent Low	1	11	11.0	0	11
JohnCarlos Miller II	1	0	0.0	0	0
Caleb Douglas	1	-3	-3.0	0	0
Total	34	723	21.3	0	74
Opponents	15	261	17.4	0	29

All Purpose

Player	g	rush	rcv	pr	kr	ir	total	avg/g
Tahj Brooks	9	1184	99	0	0	0	1283	142.6
Josh Kelly	10	0	842	29	0	0	871	87.1
Caleb Douglas	10	0	610	0	-3	0	607	60.7
Coy Eakin	10	0	467	0	0	0	467	46.7
Drae McCray	7	13	74	0	309	0	396	56.6
J'Koby Williams	7	89	34	0	250	0	373	53.3
Jordan Brown	10	0	140	18	107	0	265	26.5
Jalin Conyers	10	28	197	0	9	0	234	23.4
Cameron Dickey	10	151	42	0	40	0	233	23.3
Micah Hudson	8	0	123	0	0	0	123	15.4
JohnCarlos Miller II	10	0	105	0	0	0	105	10.5
Cameran Brown	7	83	0	0	0	0	83	11.9
Mason Tharp	10	0	72	0	0	0	72	7.2
AJ McCarty	10	0	0	0	0	51	51	5.1
Bralyn Lux	7	0	0	0	0	44	44	6.3
Cam'Ron Valdez	2	40	1	0	0	0	41	20.5
Will Hammond	2	27	0	0	0	0	27	13.5
Quincy Ledet	10	0	0	0	0	20	20	2.0
Trent Low	10	0	0	0	11	0	11	1.1
Brady Boyd	8	0	7	0	0	0	7	0.9
Reese Burkhardt	10	4	0	0	0	0	4	0.4
Tyson Turner	2	0	4	0	0	0	4	2.0
Bryce Ramirez	7	0	0	0	0	2	2	0.3
Behren Morton	10	-21	0	0	0	0	-21	-2.1
Total	10	1593	2817	47	723	117	5297	529.7
Opponents	10	1454	3056	160	261	68	4999	499.9

Total Offense

Player	g	plays	rush	pass	total	avg/g
Behren Morton	10	418	-21	2575	2554	255.4
Tahj Brooks	9	235	1184	0	1184	131.6
Will Hammond	2	32	27	191	218	109.0
Cameron Dickey	10	26	151	0	151	15.1
Cameran Brown	7	17	83	11	94	13.4
J'Koby Williams	7	19	89	0	89	12.7
Jalin Conyers	10	6	28	20	48	4.8
Cam'Ron Valdez	2	9	40	0	40	20.0
Coy Eakin	10	2	0	20	20	2.0
Drae McCray	7	1	13	0	13	1.9
Reese Burkhardt	10	1	4	0	4	0.4
Total	10	772	1593	2817	4410	441.0
Opponents	10	710	1454	3056	4510	451.0

TEXAS TECH GAME-BY-GAME STATS

		Rushing				Receiving				Passing				Kick Returns				Punt Returns				tot			
Date	Opponent	no.	yds	td	lg	no.	yds	td	lg	cmp	att	int	yds	td	lg	no.	yds	td	lg	no.	yds	td	lg	off	
08/31/2024	Abilene Christian	32	161	1	21	30	378	5	36	30-42-0				378	5	36	5	200	0	74	0	0	0	0	539
09/07/2024	at Washington St.	27	148	0	22	35	343	2	42	35-60-2				343	2	42	3	28	0	17	2	20	0	12	491
09/14/2024	North Texas	37	232	4	37	24	354	4	70	24-34-1				354	4	70	0	0	0	0	2	-6	0	0	586
09/21/2024	Arizona St.	39	133	1	25	24	201	2	21	24-44-0				201	2	21	2	39	0	24	2	12	0	11	334
09/28/2024	Cincinnati	36	231	2	35	19	251	2	49	19-29-0				251	2	49	4	72	0	35	1	3	0	3	482
10/05/2024	at Arizona	29	117	3	32	17	214	0	57	17-29-0				214	0	57	0	0	0	0	0	0	0	0	331
10/19/2024	Baylor	35	149	1	31	34	306	4	32	34-50-1				306	4	32	4	30	0	18	1	0	0	0	455
10/26/2024	at TCU	50	180	3	13	23	258	1	44	23-38-0				258	1	44	5	99	0	24	0	0	0	0	438
11/02/2024	at Iowa St.	34	129	1	17	21	237	2	35	21-40-2				237	2	35	5	101	0	28	0	0	0	0	366
11/09/2024	Colorado	46	113	1	25	24	275	2	35	24-41-1				275	2	35	6	154	0	57	2	18	0	13	388
Texas Tech		365	1593	17	37	251	2817	24	70	251-407-7				2817	24	70	34	723	0	74	10	47	0	13	4410
Opponents		332	1454	20	68	237	3056	23	84	237-378-11				3056	23	84	15	261	0	29	11	160	0	73	4510

Texas Tech Averages

Games	Avg/ rush	Avg/ catch	Pass effc	KR avg	PR avg	All purpose avg/game	Total offense avg/game
10	4.4	11.2	135.8	21.3	4.7	529.7	441.0

Date	Opponent	ua	Tackles		Sacks	Fumble	Pass Defense			blkd kick	PAT attempts			off		
			a	total			int-yds	qbh	brup		kick	rush	rcv	saf	t/o	pts
08/31/2024	Abilene Christian	47	30	77	7.0-25	0-0	2	1-0	0-0	2	4	0	5-5	1	0	0 8 52
09/07/2024	at Washington St.	47	8	55	6.0-22	1-15	1	0-0	1-0	4	0	0	1-1	0	0	0 0 16
09/14/2024	North Texas	38	28	66	5.0-15	1-3	0	0-0	3-46	3	1	0	9-9	0	0	0 21 66
09/21/2024	Arizona St.	25	44	69	2.0-5	1-3	0	0-0	1-0	3	4	1	3-3	0	0	0 7 30
09/28/2024	Cincinnati	40	38	78	6.0-15	1-2	2	1-0	1-51	3	1	0	5-5	0	0	0 14 44
10/05/2024	at Arizona	34	48	82	4.0-27	2-24	1	1-0	2-20	4	3	0	2-2	1	0	0 18 28
10/19/2024	Baylor	39	20	59	0.0-0	0-0	0	0-0	0-0	1	4	0	3-3	0	1	0 0 35
10/26/2024	at TCU	26	32	58	7.0-24	3-17	1	1-0	2-0	1	3	0	4-4	0	0	0 7 34
11/02/2024	at Iowa St.	35	42	77	6.0-18	2-6	1	1-0	1-0	4	3	0	2-2	0	0	0 0 23
11/09/2024	Colorado	43	16	59	7.0-32	3-21	0	0-0	0-0	7	1	0	3-3	0	0	0 0 27
Texas Tech		374	306	680	50.0-183	14-91	8	5-0	11-117	32	24	1	37-37	2	1	0 75 355
Opponents		434	286	720	59.0-253	21-162	9	10-22	7-68	38	40	0	39-41	0	0	0 49 351

Date	Opponent	Punting										Field Goals			Kickoffs				
		no.	yds	avg	long	blkd	tb	fc	50+	i20	md-att	long	blkd	no.	yds	avg	tb	ob	
08/31/2024	Abilene Christian	1	45	45.0	45	0	0	1	0	1	3-3	41	0	9	584	64.9	6	0	
09/07/2024	at Washington St.	3	128	42.7	59	0	0	1	1	0	1-1	37	0	3	195	65.0	3	0	
09/14/2024	North Texas	4	182	45.5	52	0	0	0	2	2	1-1	25	0	11	719	65.4	9	0	
09/21/2024	Arizona St.	5	210	42.0	49	0	1	2	0	1	3-3	40	0	7	432	61.7	5	0	
09/28/2024	Cincinnati	1	37	37.0	37	0	0	1	0	1	3-3	45	0	9	580	64.4	7	0	
10/05/2024	at Arizona	7	295	42.1	47	0	0	3	0	2	2-2	41	0	5	324	64.8	4	0	
10/19/2024	Baylor	5	202	40.4	47	0	0	2	0	2	0-0	0	0	6	292	48.7	2	2	
10/26/2024	at TCU	5	212	42.4	52	0	1	2	1	4	2-3	38	0	7	411	58.7	4	0	
11/02/2024	at Iowa St.	5	196	39.2	45	0	0	4	0	1	1-1	44	0	5	314	62.8	3	0	
11/09/2024	Colorado	3	131	43.7	45	0	0	3	0	1	2-3	53	0	6	324	54.0	2	0	
Texas Tech		39	1638	42.0	59	0	2	19	4	15	18-20	53	0	68	4175	61.4	45	2	
Opponents		39	1616	41.4	63	0	2	15	5	10	16-22	52	0	67	3947	58.9	26	4	

OPPONENTS GAME-BY-GAME STATS

Date	Opponent	Rushing				Receiving				Passing				Kick Returns				Punt Returns				tot off
		no.	yds	td	lg	no.	yds	td	lg	cmp-att-int	yds	td	lg	no.	yds	td	lg	no.	yds	td	lg	
08/31/2024	Abilene Christian	35	109	4	13	36	506	3	71	36-51-0	506	3	71	2	45	0	27	0	0	0	0	615
09/07/2024	at Washington St.	46	301	4	68	9	115	1	39	9-19-1	115	1	39	0	0	0	0	1	4	0	4	416
09/14/2024	North Texas	33	135	1	21	17	218	2	75	17-31-3	218	2	75	2	43	0	23	3	47	0	20	353
09/21/2024	Arizona St.	30	94	3	11	22	282	0	66	22-38-1	282	0	66	2	26	0	14	0	0	0	0	376
09/28/2024	Cincinnati	33	129	1	36	31	426	4	71	31-45-1	426	4	71	2	47	0	29	0	0	0	0	555
10/05/2024	at Arizona	30	121	1	20	28	301	0	40	28-49-2	301	0	40	1	13	0	13	2	16	0	15	422
10/19/2024	Baylor	33	255	3	44	21	274	5	35	21-32-0	274	5	35	2	18	0	18	2	74	0	73	529
10/26/2024	at TCU	27	117	2	35	21	344	3	84	21-32-2	344	3	84	1	22	0	22	2	6	0	6	461
11/02/2024	at Iowa St.	38	133	0	26	22	299	2	44	22-38-1	299	2	44	0	0	0	0	1	13	0	13	432
11/09/2024	Colorado	27	60	1	13	30	291	3	24	30-43-0	291	3	24	3	47	0	27	0	0	0	0	351
Opponents		332	1454	20	68	237	3056	23	84	237-378-11	3056	23	84	15	261	0	29	11	160	0	73	4510
Texas Tech		365	1593	17	37	251	2817	24	70	251-407-7	2817	24	70	34	723	0	74	10	47	0	13	4410

Opponents Averages

Games	Avg/ rush	Avg/ catch	Pass effic	KR avg	PR avg	All purpose avg/game	Total offense avg/game
10	4.4	12.9	144.9	17.4	14.5	499.9	451.0

Date	Opponent	Tackles			Sacks no-yds	Fumble		Pass Defense			blkd kick	PAT attempts			off		
		ua	a	total		ff	fr-yds	int-yds	qbh	brup		kick	rush	rcv	saf	t/o	pts
08/31/2024	Abilene Christian	43	32	75	4.0-19	1-8	0 0-0	0-0	2	3	0	6-6	0	0	0	0	51
09/07/2024	at Washington St.	49	26	75	7.0-24	1-6	1 2-16	2-22	13	4	0	4-5	0	0	0	13	37
09/14/2024	North Texas	40	30	70	9.0-25	1-11	1 0-0	1-23	1	3	0	3-3	0	0	0	7	21
09/21/2024	Arizona St.	44	32	76	4.0-26	2-19	0 0-0	0-0	7	7	0	1-2	0	0	0	0	22
09/28/2024	Cincinnati	45	14	59	7.0-17	0-0	1 1-0	0-0	2	2	0	5-5	0	0	0	3	41
10/05/2024	at Arizona	22	36	58	4.0-30	2-25	2 2-0	0-0	1	4	0	1-1	0	0	0	6	22
10/19/2024	Baylor	51	26	77	6.0-22	2-14	0 1-0	1-9	1	5	0	8-8	0	0	0	10	59
10/26/2024	at TCU	53	28	81	2.0-7	2-7	1 2-0	0-0	2	2	0	5-5	0	0	0	0	35
11/02/2024	at Iowa St.	28	36	64	5.0-20	3-16	1 0-0	2-2	6	6	0	1-1	0	0	0	7	22
11/09/2024	Colorado	59	26	85	11.0-63	7-56	2 2-6	1-12	3	4	0	5-5	0	0	0	3	41
Opponents		434	286	720	59.0-253	21-162	9 10-22	7-68	38	40	0	39-41	0	0	0	49	351
Texas Tech		374	306	680	50.0-183	14-91	8 5-0	11-117	32	24	1	37-37	2	1	0	75	355

Date	Opponent	Punting										Field Goals			Kickoffs			
		no.	yds	avg	long	blkd	tb	fc	50+	i20	md-att	long	blkd	no.	yds	avg	tb	ob
08/31/2024	Abilene Christian	2	79	39.5	45	0	0	2	0	0	1-1	21	0	8	477	59.6	2	0
09/07/2024	at Washington St.	5	211	42.2	52	0	0	2	1	3	1-2	25	0	7	348	49.7	3	0
09/14/2024	North Texas	6	257	42.8	48	0	0	2	0	1	0-1	0	0	4	260	65.0	4	0
09/21/2024	Arizona St.	3	130	43.3	51	0	0	1	1	0	1-1	34	0	4	241	60.3	0	2
09/28/2024	Cincinnati	1	43	43.0	43	0	0	0	0	0	2-4	37	0	8	487	60.9	4	0
10/05/2024	at Arizona	3	130	43.3	45	0	0	3	0	0	5-6	52	0	6	390	65.0	6	0
10/19/2024	Baylor	4	196	49.0	63	0	2	0	1	2	1-1	31	0	10	623	62.3	5	1
10/26/2024	at TCU	4	138	34.5	44	0	0	3	0	0	0-0	0	0	6	367	61.2	0	1
11/02/2024	at Iowa St.	3	124	41.3	49	0	0	2	0	1	3-4	49	0	6	344	57.3	1	0
11/09/2024	Colorado	8	308	38.5	51	0	0	0	2	3	2-2	33	0	8	410	51.3	1	0
Opponents		39	1616	41.4	63	0	2	15	5	10	16-22	52	0	67	3947	58.9	26	4
Texas Tech		39	1638	42.0	59	0	2	19	4	15	18-20	53	0	68	4175	61.4	45	2

GAME-BY-GAME INDIVIDUAL STATS | OFFENSE

PASSING

#2 Behren Morton	Comp	Att	Int	Pct	Yards	TD	Long	Sacked	Effic.
Abilene Christian	30	42	0	71.4	378	5	36	1-8	186.3
Washington St.	34	58	2	58.6	323	1	42	1-6	104.2
North Texas	15	19	0	78.9	273	4	70	1-11	269.1
Arizona St.	24	44	0	54.5	201	2	21	2-19	107.9
Cincinnati	19	29	0	65.5	251	2	49	0-0	161.0
Arizona	17	29	0	58.6	214	0	57	2-25	120.6
Baylor	33	49	1	67.3	286	3	32	2-14	132.5
TCU	13	22	0	59.1	137	0	44	1-5	111.4
Iowa St.	21	40	2	52.5	237	2	35	3-19	108.8
Colorado	24	40	1	60.0	275	2	35	7-56	129.3
Totals	230	372	6	61.8	2575	21	70	20-163	135.4

#7 Cameran Brown	Comp	Att	Int	Pct	Yards	TD	Long	Sacked	Effic.
Washington St.	0	1	0	0.0	0	0	0	0-0	0.0
North Texas	4	8	1	50.0	11	0	7	0-0	36.6
Totals	4	9	1	44.4	11	0	7	0-0	32.5

#8 Coy Eakin	Comp	Att	Int	Pct	Yards	TD	Long	Sacked	Effic.
Washington St.	1	1	0	100.0	20	1	20	0-0	598.0
TCU	0	1	0	0.0	0	0	0	0-0	0.0
Totals	1	2	0	50.0	20	1	20	0-0	299.0

#12 Jalin Conyers	Comp	Att	Int	Pct	Yards	TD	Long	Sacked	Effic.
Baylor	1	1	0	100.0	20	1	20	0-0	598.0
Totals	1	1	0	100.0	20	1	20	0-0	598.0

#15 Will Hammond	Comp	Att	Int	Pct	Yards	TD	Long	Sacked	Effic.
North Texas	5	7	0	71.4	70	0	32	0-0	155.4
TCU	10	15	0	66.7	121	1	36	1-2	156.4
Totals	15	22	0	68.2	191	1	36	1-2	156.1

Rushing

Player	No-Yds/TD	ACU	WSU	UNT	ASU	UC	UA	Baylor	TCU	IowaSt	CU
Tahj Brooks	235-1184/11	27-153/1	DNP	17-109/1	27-117/0	32-172/2	21-128/3	25-125/1	30-121/1	25-122/1	31-137/1
Behren Morton	46--21/1	2--5/0	4-7/0	2--1/1	3--15/0	3-46/0	4--23/0	6-3/0	3--3/0	8-6/0	11--36/0
Cameron Dickey	26-151/1	1-5/0	7-25/0	10-75/1	3-24/0	-	1-1/0	4-21/0	-	-	-
J'Koby Williams	19-89/1	DNP	DNP	4-27/1	2-7/0	DNP	-	-	8-42/0	1-1/0	4-12/0
Will Hammond	10-27/1	DNP	DNP	2-11/0	DNP	DNP	DNP	DNP	8-16/1	DNP	DNP
Cam'Ron Valdez	9-40/0	1-6/0	8-34/0	DNP	DNP	DNP	DNP	DNP	DNP	DNP	DNP
Cameran Brown	8-83/0	1-2/0	5-70/0	2-11/0	-	-	-	DNP	DNP	DNP	-
Jalin Conyers	5-28/1	-	3-12/0	-	1-3/1	1-13/0	-	-	-	-	-
Drae McCray	1-13/0	-	-	-	-	-	1-13/0	-	DNP	DNP	DNP
Reese Burkhardt	1-4/1	-	-	-	-	-	-	-	1-4/1	-	-

Receiving

Player	No-Yds/TD	ACU	WSU	UNT	ASU	UC	UA	Baylor	TCU	IowaSt	CU
Josh Kelly	76-842/5	10-156/1	9-95/0	2-36/1	10-89/1	8-111/0	5-27/0	9-76/0	7-19/0	8-127/2	8-106/0
Caleb Douglas	47-610/4	4-42/1	4-71/0	2-24/0	5-63/0	1-4/0	5-116/0	9-99/3	9-140/0	5-35/0	3-16/0
Coy Eakin	32-467/6	5-76/2	5-54/0	1-70/1	3-29/0	3-78/2	2-12/0	3-20/0	4-56/1	2-32/0	4-40/0
Jalin Conyers	18-197/4	5-63/1	2-6/0	4-36/1	-	1-3/0	2-14/0	-	1-25/0	-	3-50/2
Tahj Brooks	17-99/0	3-14/0	DNP	-	2-3/0	-	1--2/0	4-22/0	1-1/0	2-10/0	4-51/0
Drae McCray	12-74/0	-	3-18/0	2-12/0	1-0/0	5-39/0	-	1-5/0	DNP	DNP	DNP
Jordan Brown	11-140/0	1-11/0	3-41/0	3-49/0	-	-	-	2-11/0	-	1-13/0	1-7/0
Micah Hudson	8-123/0	-	1-4/0	3-43/0	1-0/0	-	1-38/0	2-38/0	-	DNP	DNP
Mason Tharp	8-72/0	1-9/0	1--1/0	-	1-12/0	1-16/0	1-9/0	-	1-9/0	2-18/0	-
Cameron Dickey	8-42/1	-	5-34/1	2-8/0	-	-	-	1-0/0	-	-	-
JohnCarlos Miller II	7-105/3	1-7/0	1-20/1	2-55/1	1-5/1	-	-	1-13/0	-	-	1-5/0
J'Koby Williams	4-34/1	DNP	DNP	1-10/0	-	DNP	-	2-22/1	-	1-2/0	-
Brady Boyd	1-7/0	DNP	-	1-7/0	-	-	-	-	-	DNP	-
Tyson Turner	1-4/0	DNP	-	1-4/0	DNP	DNP	DNP	DNP	DNP	DNP	DNP
Cam'Ron Valdez	1-1/0	-	1-1/0	DNP	DNP	DNP	DNP	DNP	DNP	DNP	DNP



DEFENSIVE STATISTICS

Team Defense

			Tackles				Sacks	Pass defense			Fumbles	blkd		
##	Player	gp	ua	a	tot	tfl/yds	no-yds	int-yds	brup	qbh	fr-yds	ff	kick	saf
10	Jacob Rodriguez	10	61	40	101	8.5-51	4-32	.	3	4	1-0	3	.	.
13	Ben Roberts	10	32	35	67	4.5-11	.	.	.	4	.	3	.	.
9	CJ Baskerville	10	32	21	53	2.5-4	.	3-0	3
4	Maurion Horn	10	26	20	46	2-3	.	.	3	1
25	Chapman Lewis	8	20	13	33	0.5-1	.	3-0	3	.	1-0	.	.	.
7	Brenden Jordan	10	13	14	27	1.5-8	0.5-4	.	1	.	1-0	.	.	.
17	Isaac Smith	9	13	13	26	2-18	1-15	.	.	1
1	AJ McCarty	10	15	10	25	4-11	0.5-2	2-51	2
0	Bralyn Lux	7	21	2	23	.	.	1-44	3
5	Quincy Ledet	10	6	15	21	1.5-2	.	1-20	.	4
22	Devynn Cromwell	8	9	11	20
95	Trevon McAlpine	9	10	9	19	2-13	1.5-10
12	Marquez Stevenson	9	11	8	19	.	.	.	2	.	.	1	.	.
35	Miquel Dingle Jr	10	11	8	19	1.5-4	0.5-2	.	.	2
6	John Curry	10	12	7	19	1
3	Bryce Ramirez	7	12	5	17	0.5-1	.	1-2	.	1
51	Jayden Cofield	10	7	10	17	2.5-4	1-2	.	.	1
8	E'Maurion Banks	7	9	7	16	3-9	.	.	.	1	.	.	1	.
11	Charles Esters III	6	5	11	16	2-7	0.5-3	.	1	2
52	De'Braylon Carroll	10	4	11	15	3-7	.	.	.	3	1-0	.	.	.
33	Harvey Dyson III	8	9	3	12	3-13	2-10	.	2	5	1-0	1	.	.
21	Jordan Sanford	10	9	3	12
94	Braylon Rigsby	9	4	7	11	2-3	.	.	.	1
90	Ansel Nedore	6	2	3	5
88	Amier Washington	9	3	2	5	0.5-1	0.5-1	.	.	1
38	Reese Burkhardt	10	1	3	4
2	Jalon Peoples	4	4	.	4	.	.	.	1
36	Justin Horne	10	1	3	4	0.5-1	0.5-1
31	Joseph Plunk	9	3	.	3
99	Sam Carrell	4	1	1	2	1-2
45	Terrell Tilmon	8	1	1	2	1.5-9	1.5-9
29	Chief Collins	10	1	1	2
30	Jackson Knotts	10	.	2	2
26	Sammy Morris IV	10	1	1	2
40	Wesley Smith	10	.	2	2
48	Gage Elder	2	1	.	1
34	Trent Low	10	.	1	1
14	Drew Hocutt	10	.	1	1
18	Johncarlos Miller II	10	1	.	1
10	Drae McCray	7	1	.	1
5	Caleb Douglas	10	1	.	1
8	Coy Eakin	10	1	.	1
89	Jason Llewellyn	9	.	1	1
33	Cameron Dickey	10	.	1	1
	Totals	10	374	306	680	50-183	14-91	11-117	24	32	5-0	8	1	0
	Opponents	10	434	286	720	59-253	21-162	7-68	40	38	10-22	9	0	0

GAME-BY-GAME INDIVIDUAL STATS | DEFENSE

Total Tackles

Player	S-A	Total	ACU	WSU	UNT	ASU	UC	UA	Baylor	TCU	IowaSt	CU
Jacob Rodriguez	61-40	101	9-4	7-0	1-0	2-7	7-4	5-8	7-5	1-4	9-4	13-4
Ben Roberts	32-35	67	4-3	7-0	3-0	2-9	4-8	2-3	3-3	3-4	2-5	2-0
CJ Baskerville	32-21	53	7-2	4-1	2-0	1-2	3-6	3-4	4-1	2-2	3-3	3-0
Maurion Horn	26-20	46	6-5	-	1-0	2-2	3-2	6-4	4-1	0-1	3-5	1-0
Chapman Lewis	20-13	33	1-1	2-0	4-0	4-3	0-2	DNP	DNP	3-4	4-3	2-0
Brenden Jordan	13-14	27	3-0	0-1	0-1	1-3	4-1	0-2	3-0	1-3	1-2	0-1
Isaac Smith	13-13	26	2-2	2-1	2-2	0-1	1-1	DNP	1-0	1-2	3-4	1-0
AJ McCarty	15-10	25	2-3	1-0	2-0	2-2	2-1	0-1	1-0	2-1	1-0	2-2
Bralyn Lux	21-2	23	DNP	1-0	2-0	DNP	DNP	4-1	3-0	5-0	3-1	3-0
Quincy Ledet	6-15	21	0-2	2-1	0-2	0-2	1-3	-	1-1	0-1	0-2	2-1
Devynn Cromwell	9-11	20	0-1	-	1-0	-	DNP	4-5	3-5	1-0	DNP	-
John Curry	12-7	19	0-1	2-0	3-2	2-2	1-1	1-0	-	2-1	-	1-0
Marquez Stevenson	11-8	19	0-1	DNP	3-1	1-2	2-3	2-0	-	2-1	-	1-0
Miquel Dingle Jr	11-8	19	1-0	1-1	1-3	2-1	-	1-0	1-2	-	1-1	3-0
Trevon McAlpine	10-9	19	2-0	2-1	1-1	DNP	-	1-0	2-0	0-1	1-4	1-2
Bryce Ramirez	12-5	17	1-0	1-0	4-1	2-1	1-1	2-2	1-0	DNP	DNP	DNP
Jayden Cofield	7-10	17	1-0	3-0	0-4	0-1	1-1	0-1	1-1	-	1-2	-
E'Maurion Banks	9-7	16	2-1	4-1	1-2	1-0	1-1	0-2	-	DNP	DNP	DNP
Charles Esters III	5-11	16	DNP	DNP	DNP	DNP	-	0-3	0-1	1-2	2-2	2-3
De'Braylon Carroll	4-11	15	-	-	0-1	-	4-2	0-4	-	0-2	-	0-2
Jordan Sanford	9-3	12	-	3-1	3-0	-	3-0	0-2	-	-	-	-
Harvey Dyson III	9-3	12	2-0	DNP	DNP	1-0	1-0	0-2	2-0	1-0	1-1	1-0
Braylon Rigsby	4-7	11	-	2-0	0-1	-	0-1	0-1	DNP	-	0-3	2-1
Amier Washington	3-2	5	-	-	-	2-2	-	DNP	-	1-0	-	-
Ansel Nedore	2-3	5	0-1	-	1-0	-	DNP	0-2	DNP	DNP	DNP	1-0
Jalon Peoples	4-0	4	4-0	-	-	-	DNP	DNP	DNP	DNP	DNP	DNP
Justin Horne	1-3	4	-	-	0-2	-	-	-	-	0-1	-	1-0
Reese Burkhardt	1-3	4	0-2	-	-	-	-	-	-	0-1	-	1-0
Joseph Plunk	3-0	3	-	-	2-0	-	1-0	DNP	-	-	-	-
Sammy Morris IV	1-1	2	-	-	-	0-1	-	1-0	-	-	-	-
Chief Collins	1-1	2	-	-	-	0-1	-	1-0	-	-	-	-
Terrell Tilmon	1-1	2	DNP	DNP	-	-	-	1-0	-	0-1	-	-
Sam Carrell	1-1	2	-	1-0	0-1	-	DNP	DNP	DNP	DNP	DNP	DNP
Jackson Knotts	0-2	2	-	-	0-2	-	-	-	-	-	-	-
Wesley Smith	0-2	2	-	-	-	0-2	-	-	-	-	-	-
Caleb Douglas	1-0	1	-	1-0	-	-	-	-	-	-	-	-
Coy Eakin	1-0	1	-	-	-	-	-	-	1-0	-	-	-
Drae McCray	1-0	1	-	1-0	-	-	-	-	-	DNP	DNP	DNP
Johncarlos Miller II	1-0	1	-	-	-	-	-	-	1-0	-	-	-
Gage Elder	1-0	1	DNP	DNP	1-0	DNP	DNP	DNP	DNP	DNP	-	DNP
Drew Hocutt	0-1	1	0-1	-	-	-	-	-	-	-	-	-
Cameron Dickey	0-1	1	-	-	-	-	-	0-1	-	-	-	-
Trent Low	0-1	1	-	-	0-1	-	-	-	-	-	-	-
Jason Llewellyn	0-1	1	-	-	0-1	-	DNP	-	-	-	-	-

GAME-BY-GAME INDIVIDUAL STATS | DEFENSE

TACKLES FOR LOSS

Player	UA-A	Total	ACU	WSU	UNT	ASU	UC	UA	Baylor	TCU	IowaSt	CU
Jacob Rodriguez	7-3	8.5	2.0-13	-	-	1.0-2	0.5-2	1.0-16	-	-	2.5-7	1.5-11
Ben Roberts	3-3	4.5	1.0-2	1.0-2	-	-	2.0-5	-	-	-	0.5-2	-
AJ McCarty	2-4	4.0	-	-	1.0-3	0.5-2	1.0-1	-	-	0.5-1	-	1.0-4
Harvey Dyson III	3-0	3.0	1.0-3	DNP	DNP	-	-	-	-	1.0-7	-	1.0-3
E'Maurion Banks	2-2	3.0	0.5-2	1.0-1	1.5-6	-	-	-	-	DNP	DNP	DNP
De'Braylon Carroll	1-4	3.0	-	-	0.5-1	-	1.5-5	0.5-1	-	0.5-0	-	-
CJ Baskerville	2-1	2.5	-	1.0-1	-	-	-	-	-	1.5-3	-	-
Jayden Cofield	2-1	2.5	1.0-2	-	-	-	1.0-2	-	-	-	0.5-0	-
Maurion Horn	2-0	2.0	1.0-2	-	-	-	-	1.0-1	-	-	-	-
Braylon Rigsby	2-0	2.0	-	1.0-1	-	-	-	-	DNP	-	-	1.0-2
Charles Esters III	1-2	2.0	DNP	DNP	DNP	DNP	-	-	-	0.5-3	1.5-4	-
Isaac Smith	1-2	2.0	0.5-1	1.0-15	-	-	-	DNP	-	-	0.5-2	-
Trevon McAlpine	1-2	2.0	-	-	-	DNP	-	-	-	0.5-2	0.5-3	1.0-8
Quincy Ledet	1-1	1.5	-	-	-	-	-	-	-	0.5-1	-	1.0-1
Miquel Dingle Jr	1-1	1.5	-	-	1.5-4	-	-	-	-	-	-	-
Terrell Tilmon	1-1	1.5	DNP	DNP	-	-	-	1.0-8	-	0.5-1	-	-
Brenden Jordan	0-3	1.5	-	-	-	-	-	-	-	1.0-5	-	0.5-3
Sam Carrell	1-0	1.0	-	1.0-2	-	-	DNP	DNP	DNP	DNP	DNP	DNP
Bryce Ramirez	0-1	0.5	-	-	-	-	-	0.5-1	-	DNP	DNP	DNP
Chapman Lewis	0-1	0.5	-	-	-	-	-	DNP	DNP	0.5-1	-	-
Justin Horne	0-1	0.5	-	-	0.5-1	-	-	-	-	-	-	-
Amier Washington	0-1	0.5	-	-	-	0.5-1	-	DNP	-	-	-	-

SACKS

Player	UA-A	Total	ACU	WSU	UNT	ASU	UC	UA	Baylor	TCU	IowaSt	CU
Jacob Rodriguez	4-0	4	-	-	-	-	-	1-16	-	-	2-6	1-10
Harvey Dyson III	2-0	2	-	DNP	DNP	-	-	-	-	1-7	-	1-3
Terrell Tilmon	1-1	1.5	DNP	DNP	-	-	-	1-8	-	0.5-1	-	-
Trevon McAlpine	1-1	1.5	-	-	-	DNP	-	-	-	0.5-2	-	1-8
Isaac Smith	1-0	1	-	1-15	-	-	-	DNP	-	-	-	-
Jayden Cofield	1-0	1	-	-	-	-	1-2	-	-	-	-	-
AJ McCarty	0-1	0.5	-	-	-	0.5-2	-	-	-	-	-	-
Brenden Jordan	0-1	0.5	-	-	-	-	-	-	-	0.5-4	-	-
Charles Esters III	0-1	0.5	DNP	DNP	DNP	DNP	-	-	-	0.5-3	-	-
Miquel Dingle Jr	0-1	0.5	-	-	0.5-2	-	-	-	-	-	-	-
Justin Horne	0-1	0.5	-	-	0.5-1	-	-	-	-	-	-	-
Amier Washington	0-1	0.5	-	-	-	0.5-1	-	DNP	-	-	-	-

Fumbles

Player	No-Lost	ACU	WSU	UNT	ASU	UC	UA	Baylor	TCU	IowaSt	CU
Behren Morton	4-1	-	1-1	-	-	-	-	-	-	1-0	2-0
Will Hammond	3-1	DNP	DNP	-	DNP	DNP	DNP	DNP	3-1	DNP	DNP
Josh Kelly	2-1	-	-	1-0	-	1-1	-	-	-	-	-
Drae McCray	2-1	-	-	-	-	-	-	2-1	DNP	DNP	DNP
Tahj Brooks	2-2	-	DNP	-	-	-	2-2	-	-	-	-
Jordan Brown	1-1	-	-	-	-	-	-	-	1-1	-	-
Johncarlos Miller II	1-1	-	1-1	-	-	-	-	-	-	-	-
J'Koby Williams	1-0	DNP	DNP	-	-	DNP	-	-	1-0	-	-

Fumbles Forced

Player	Number	ACU	WSU	UNT	ASU	UC	UA	Baylor	TCU	IowaSt	CU
Jacob Rodriguez	3	1	-	-	-	-	1	-	-	1	-
Ben Roberts	3	1	1	-	-	1	-	-	-	-	-
Marquez Stevenson	1	-	DNP	-	-	1	-	-	-	-	-
Harvey Dyson III	1	-	DNP	DNP	-	-	-	-	1	-	-

Fumbles Recovered

Player	Number	ACU	WSU	UNT	ASU	UC	UA	Baylor	TCU	IowaSt	CU
Brenden Jordan	1	-	-	-	-	-	1	-	-	-	-
Jacob Rodriguez	1	-	-	-	-	1	-	-	-	-	-
Chapman Lewis	1	-	-	-	-	-	DNP	DNP	-	1	-
Harvey Dyson III	1	-	DNP	DNP	-	-	-	-	1	-	-
De'Braylon Carroll	1	1	-	-	-	-	-	-	-	-	-

TEXAS TECH GAME HIGHS

Texas Tech - Game Highs

RUSHES	50	at TCU (10/26/2024)
YARDS RUSHING	232	North Texas (09/14/2024)
YARDS PER RUSH	6.4	Cincinnati (09/28/2024)
TD RUSHES	4	North Texas (09/14/2024)
PASS ATTEMPTS	60	at Washington St. (09/07/2024)
PASS COMPLETIONS	35	at Washington St. (09/07/2024)
YARDS PASSING	378	Abilene Christian (08/31/2024)
YARDS PER PASS	10.4	North Texas (09/14/2024)
TD PASSES	5	Abilene Christian (08/31/2024)
TOTAL PLAYS	88	at TCU (10/26/2024)
TOTAL OFFENSE	586	North Texas (09/14/2024)
YARDS PER PLAY	8.3	North Texas (09/14/2024)
POINTS	66	North Texas (09/14/2024)
SACKS BY	3	Colorado (11/09/2024)
	3	at TCU (10/26/2024)
FIRST DOWNS	29	Baylor (10/19/2024)
PENALTIES	11	Abilene Christian (08/31/2024)
PENALTY YARDS	94	Arizona St. (09/21/2024)
TURNOVERS	4	at Washington St. (09/07/2024)
PUNTS	7	at Arizona (10/05/2024)
PUNTING AVG	45.5	North Texas (09/14/2024)
LONG PUNT	59	at Washington St. (09/07/2024)
PUNTS INSIDE 20	4	at TCU (10/26/2024)
LONG PUNT RETURN	13	Colorado (11/09/2024)

Texas Tech - Individual Game Highs

RUSHES	32	Tahj Brooks vs Cincinnati (09/28/2024)
YARDS RUSHING	172	Tahj Brooks vs Cincinnati (09/28/2024)
TD RUSHES	3	Tahj Brooks at Arizona (10/05/2024)
LONG RUSH	37	Cameron Dickey vs North Texas (09/14/2024)
PASS ATTEMPTS	58	Behren Morton at Washington St. (09/07/2024)
PASS COMPLETIONS	34	Behren Morton at Washington St. (09/07/2024)
YARDS PASSING	378	Behren Morton vs Abilene Christian (08/31/2024)
TD PASSES	5	Behren Morton vs Abilene Christian (08/31/2024)
LONG PASS	70	Behren Morton vs North Texas (09/14/2024)
RECEPTIONS	10	Josh Kelly vs Arizona St. (09/21/2024)
	10	Josh Kelly vs Abilene Christian (08/31/2024)
YARDS RECEIVING	156	Josh Kelly vs Abilene Christian (08/31/2024)
TD RECEPTIONS	3	Caleb Douglas vs Baylor (10/19/2024)
LONG RECEPTION	70	Coy Eakin vs North Texas (09/14/2024)
PUNTS	7	Jack Burgess at Arizona (10/05/2024)
PUNTING AVG	45.5	Jack Burgess vs North Texas (09/14/2024)
LONG PUNT	59	Jack Burgess at Washington St. (09/07/2024)
PUNTS INSIDE 20	4	Jack Burgess at TCU (10/26/2024)
LONG PUNT RETURN	13	Jordan Brown vs Colorado (11/09/2024)
LONG KICKOFF RETURN	74	Drae McCray vs Abilene Christian (08/31/2024)
TACKLES	17	Jacob Rodriguez vs Colorado (11/09/2024)
SACKS	2	Jacob Rodriguez at Iowa St. (11/02/2024)
TACKLES FOR LOSS	2.5	Jacob Rodriguez at Iowa St. (11/02/2024)



OPPONENT GAME HIGHS

Opponent - Game Highs

RUSHES	46	at Washington St. (09/07/2024)
YARDS RUSHING	301	at Washington St. (09/07/2024)
YARDS PER RUSH	7.7	Baylor (10/19/2024)
TD RUSHES	4	at Washington St. (09/07/2024)
	4	Abilene Christian (08/31/2024)
PASS ATTEMPTS	51	Abilene Christian (08/31/2024)
PASS COMPLETIONS	36	Abilene Christian (08/31/2024)
YARDS PASSING	506	Abilene Christian (08/31/2024)
YARDS PER PASS	10.8	at TCU (10/26/2024)
TD PASSES	5	Baylor (10/19/2024)
TOTAL PLAYS	86	Abilene Christian (08/31/2024)
TOTAL OFFENSE	615	Abilene Christian (08/31/2024)
YARDS PER PLAY	8.1	Baylor (10/19/2024)
POINTS	59	Baylor (10/19/2024)
SACKS BY	7	Colorado (11/09/2024)
FIRST DOWNS	30	Abilene Christian (08/31/2024)
PENALTIES	14	Colorado (11/09/2024)
PENALTY YARDS	106	Colorado (11/09/2024)
TURNOVERS	3	at TCU (10/26/2024)
	3	at Arizona (10/05/2024)
	3	North Texas (09/14/2024)
PUNTS	8	Colorado (11/09/2024)
PUNTING AVG	49.0	Baylor (10/19/2024)
LONG PUNT	63	Baylor (10/19/2024)
PUNTS INSIDE 20	3	Colorado (11/09/2024)
	3	at Washington St. (09/07/2024)
LONG PUNT RETURN	73	Baylor (10/19/2024)

Opponent - Individual Game Highs

RUSHES	21	John Mateer at Washington St. (09/07/2024)
YARDS RUSHING	197	John Mateer at Washington St. (09/07/2024)
TD RUSHES	3	Isaiah Johnson vs Abilene Christian (08/31/2024)
LONG RUSH	68	John Mateer at Washington St. (09/07/2024)
PASS ATTEMPTS	51	Maverick Mclvor vs Abilene Christian (08/31/2024)
PASS COMPLETIONS	36	Maverick Mclvor vs Abilene Christian (08/31/2024)
YARDS PASSING	506	Maverick Mclvor vs Abilene Christian (08/31/2024)
TD PASSES	5	Sawyer Robertson vs Baylor (10/19/2024)
LONG PASS	84	Josh Hoover at TCU (10/26/2024)
RECEPTIONS	10	Jayden Higgins at Iowa St. (11/02/2024)
YARDS RECEIVING	161	Tetairoa McMillan at Arizona (10/05/2024)
TD RECEPTIONS	3	Josh Cameron vs Baylor (10/19/2024)
LONG RECEPTION	84	Eric McAlister at TCU (10/26/2024)
FIELD GOALS	5	Tyler Loop at Arizona (10/05/2024)
LONG FIELD GOALS	52	Tyler Loop at Arizona (10/05/2024)
PUNTS	8	Mark Vassett vs Colorado (11/09/2024)
PUNTING AVG	49.0	Palmer Williams vs Baylor (10/19/2024)
LONG PUNT	63	Palmer Williams vs Baylor (10/19/2024)
PUNTS INSIDE 20	3	Mark Vassett vs Colorado (11/09/2024)
	3	Dean Janikowski at Washington St. (09/07/2024)
LONG PUNT RETURN	73	Josh Cameron vs Baylor (10/19/2024)
LONG KICKOFF RETURN	29	Logan Wilson vs Cincinnati (09/28/2024)

GAME PARTICIPATION

##	Player	GP-GS	ACU	WSU	UNT	ASU	UC	UA	Baylor	TCU	IowaSt	CU
0	Bralyn Lux	7/7	...	START	START	START	START	START	START	START
0	Cam'Ron Valdez	2/0	XXX	XXX
1	AJ McCarty	10/9	START	START	START	START	START	START	START	START	XXX	START
1	Micah Hudson	8/1	XXX	START	XXX	XXX	XXX	XXX	XXX	XXX
2	Behren Morton	10/10	START	START	START	START	START	START	START	START	START	START
2	Jalon Peoples	4/1	START	XXX	XXX	XXX
3	Josh Kelly	10/10	START	START	START	START	START	START	START	START	START	START
3	Bryce Ramirez	7/0	XXX	XXX	XXX	XXX	XXX	XXX	XXX
4	Jordan Brown	10/1	XXX	XXX	XXX	XXX	XXX	XXX	XXX	START	XXX	XXX
4	Maurion Horn	10/10	START	START	START	START	START	START	START	START	START	START
5	Quincy Ledet	10/7	START	XXX	XXX	START	START	START	XXX	START	START	START
5	Caleb Douglas	10/10	START	START	START	START	START	START	START	START	START	START
6	John Curry	10/0	XXX	XXX	XXX	XXX	XXX	XXX	XXX	XXX	XXX	XXX
6	Kelby Valsin	9/0	XXX	XXX	XXX	XXX	XXX	XXX	XXX	XXX	...	XXX
7	Cameran Brown	7/0	XXX	XXX	XXX	XXX	XXX	XXX	XXX
7	Brenden Jordan	10/1	XXX	XXX	XXX	XXX	XXX	XXX	XXX	XXX	START	XXX
8	E'Maurion Banks	7/6	START	START	START	START	START	XXX	START
8	Coy Eakin	10/9	START	START	START	START	START	START	START	XXX	START	START
9	CJ Baskerville	10/10	START	START	START	START	START	START	START	START	START	START
10	Jacob Rodriguez	10/10	START	START	START	START	START	START	START	START	START	START
10	Drae McCray	7/0	XXX	XXX	XXX	XXX	XXX	XXX	XXX
11	Charles Esters III	6/6	START	START	START	START	START	START
11	TJ West	1/0	XXX
12	Jalin Conyers	10/1	XXX	XXX	XXX	XXX	XXX	XXX	START	XXX	XXX	XXX
12	Marquez Stevenson	9/2	XXX	...	XXX	START	START	XXX	XXX	XXX	XXX	XXX
13	Brady Boyd	8/0	...	XXX	XXX	XXX	XXX	XXX	XXX	XXX	...	XXX
13	Ben Roberts	10/10	START	START	START	START	START	START	START	START	START	START
14	Drew Hocutt	10/0	XXX	XXX	XXX	XXX	XXX	XXX	XXX	XXX	XXX	XXX
14	Joseph Adedire	0/0
15	Will Hammond	2/0	XXX	XXX
15	Oliver Miles III	4/0	XXX	XXX	XXX	XXX
16	Ashton Hampton	0/0
17	Isaac Smith	9/4	XXX	START	START	START	START	...	XXX	XXX	XXX	XXX
17	Jake Strong	0/0
18	Johncarlos Miller II	10/0	XXX	XXX	XXX	XXX	XXX	XXX	XXX	XXX	XXX	XXX
18	LJ Johnson Jr.	0/0
19	Haydon Wiginton	3/0	XXX	XXX	XXX
19	Dylan Spencer	0/0
20	J'Koby Williams	7/0	XXX	XXX	...	XXX	XXX	XXX	XXX	XXX
21	Jordan Sanford	10/0	XXX	XXX	XXX	XXX	XXX	XXX	XXX	XXX	XXX	XXX
22	Devynn Cromwell	8/2	XXX	XXX	XXX	XXX	...	START	START	XXX	...	XXX
23	JMaury Davis	0/0
23	Adam Hill	0/0
24	Malik Esquerra	0/0
25	Chapman Lewis	8/8	START	START	START	START	START	START	START	START
26	Sammy Morris IV	10/0	XXX	XXX	XXX	XXX	XXX	XXX	XXX	XXX	XXX	XXX
27	Javeon Wilcox	0/0
27	Isaiah Collins	0/0
28	Tahj Brooks	9/9	START	...	START	START	START	START	START	START	START	START
28	Peyton Morgan	0/0
29	Chief Collins	10/0	XXX	XXX	XXX	XXX	XXX	XXX	XXX	XXX	XXX	XXX
30	Jackson Knotts	10/0	XXX	XXX	XXX	XXX	XXX	XXX	XXX	XXX	XXX	XXX
30	Mikal Harrison-Pilot	0/0
31	Joseph Plunk	9/0	XXX	XXX	XXX	XXX	XXX	...	XXX	XXX	XXX	XXX
32	Jaden Morris	1/0	XXX
32	Cheta Ofili	0/0
33	Harvey Dyson III	8/6	START	XXX	XXX	START	START	START	START	START
33	Cameron Dickey	10/0	XXX	XXX	XXX	XXX	XXX	XXX	XXX	XXX	XXX	XXX
34	Trent Low	10/0	XXX	XXX	XXX	XXX	XXX	XXX	XXX	XXX	XXX	XXX
35	Miquel Dingle Jr	10/0	XXX	XXX	XXX	XXX	XXX	XXX	XXX	XXX	XXX	XXX



GAME PARTICIPATION

##	Player	GP-GS	ACU	WSU	UNT	ASU	UC	UA	Baylor	TCU	IowaSt	CU
36	Justin Horne	10/0	XXX	XXX	XXX	XXX	XXX	XXX	XXX	XXX	XXX	XXX
37	Miles Thompson	0/0
37	Curtis Murillo	0/0
38	Reese Burkhardt	10/0	XXX	XXX	XXX	XXX	XXX	XXX	XXX	XXX	XXX	XXX
38	Anthony White	0/0
39	Charles Robinson	0/0
39	Luke Dillingham	1/0	XXX
40	Wesley Smith	10/0	XXX	XXX	XXX	XXX	XXX	XXX	XXX	XXX	XXX	XXX
41	Jack Burgess	10/0	XXX	XXX	XXX	XXX	XXX	XXX	XXX	XXX	XXX	XXX
42	Marcus Ramon-Edwards	3/0	XXX	XXX	...	XXX
43	Chris Lemons	0/0
45	Terrell Tilmon	8/0	XXX	XXX	XXX	XXX	XXX	XXX	XXX	XXX
46	Isaiah Crawford	0/0
47	Rylan Vagana	0/0
48	Gage Elder	2/0	XXX	XXX	...
48	Stone Harrington	3/0	XXX	...	XXX	XXX
50	Eddy Smith	0/0
51	Jayden Cofield	10/1	XXX	START	XXX	XXX	XXX	XXX	XXX	XXX	XXX	XXX
52	De'Braylon Carroll	10/5	XXX	XXX	START	XXX	XXX	START	START	START	START	XXX
53	Holton Hendrix	1/0	XXX
54	Kaden Carr	0/0
56	Davion Carter	10/9	START	XXX	START	START	START	START	START	START	START	START
58	Tanner Allen	0/0
60	Nick Fattig	2/0	XXX	XXX
62	Tyler Murray	0/0
63	Dylan Shaw	1/0	XXX
64	Jurrien Loftin	0/0
65	D'Anthis Upshaw	0/0
66	Jackson Hildebrand	0/0
67	Dalton Merryman	7/6	...	XXX	START	START	START	START	START	START
68	Jaxon Hughes	4/0	XXX	XXX	XXX	XXX
69	Caleb Rodkey	10/0	XXX	XXX	XXX	XXX	XXX	XXX	XXX	XXX	XXX	XXX
70	Jacob Ponton	2/0	XXX	XXX
71	Vinny Sciury	2/2	START	START
72	Sheridan Wilson	10/10	START	START	START	START	START	START	START	START	START	START
73	Garrett Morphis	0/0
74	Daniel Sill	1/0	XXX
75	Ty Buchanan	9/5	XXX	START	START	START	XXX	XXX	XXX	START	START	...
76	Caleb Rogers	10/10	START	START	START	START	START	START	START	START	START	START
77	Maurice Rodriques	0/0
78	Ellis Davis	0/0
79	Sterling Porcher	9/8	START	START	...	XXX	START	START	START	START	START	START
80	Mason Tharp	10/9	START	START	START	START	START	START	XXX	START	START	START
82	Price Morgan	0/0
83	Jack Esparza	0/0
84	Demarion Crest	0/0
84	Kaden Turner	0/0
85	Aiden Meeks	0/0
86	Tyson Turner	2/0	...	XXX	XXX
87	Chandlin Myers	0/0
88	Amier Washington	9/3	START	START	XXX	START	XXX	...	XXX	XXX	XXX	XXX
88	Trey Jackson	2/0	XXX	XXX
89	Jason Llewellyn	9/0	XXX	XXX	XXX	XXX	...	XXX	XXX	XXX	XXX	XXX
90	Ansel Nedore	6/0	XXX	XXX	XXX	XXX	...	XXX	XXX
91	James Hansen	7/0	XXX	XXX	XXX	XXX	XXX	XXX	XXX	...
92	Kasen Long	0/0
94	Braylon Rigsby	9/1	XXX	XXX	START	XXX	XXX	XXX	...	XXX	XXX	XXX
95	Trevon McAlpine	9/1	XXX	XXX	XXX	...	XXX	XXX	XXX	XXX	XXX	START
96	Keyshawn Williams	1/0	XXX
97	Charles Anderson Jr.	1/0	XXX
98	Kendall Allen	0/0
99	Gino Garcia	10/0	XXX	XXX	XXX	XXX	XXX	XXX	XXX	XXX
99	Sam Carrell	4/0	XXX	XXX	XXX	XXX

MISCELLANEOUS STATS

GAME QUICK FACTS

OPPONENT	TIME	TV	KO WEATHER	KO TIME (local)	ATTND.	COIN TOSS	KICK/RECEIVE	1ST TECH POSS.	1ST OPP. POSS.	HALF	FINAL
Abilene Christian	3:45	ESPN+	84° sunny	6:32 p.m. (CDT)	60,229	Won	Kick	Touchdown	Punt	TTU 32, ACU 21	TTU 52, ACU 51 ^{OT}
at Washington State	3:47	FOX	84° cloudy	7:05 p.m. (PDT)	27,372	Won	Receive	Punt	Interception	WSU 27, TTU 10	WSU 37, TTU 16
North Texas	3:15	FS1	82° cloudy	11:03 a.m. (CDT)	57,865	Won	Kick	Touchdown	Punt	TTU 52, UNT 7	TTU 66, UNT 21
Arizona State	3:32	FS1	87° cloudy	2:35 p.m. (CDT)	58,795	Won	Receive	Touchdown	Interception	TTU 17, ASU 10	TTU 30, ASU 22
Cincinnati	3:40	ESPN2	84° sunny	7:05 p.m. (CDT)	60,229	Lost	Receive	Field Goal	Touchdown	TTU 24, UC 24	TTU 44, UC 41
at Arizona	3:37	FOX	89° clear	8:10 p.m. (MST)	45,773	Won	Receive	Punt	Punt	TTU 18, UA 3	TTU 28, UA 22
Baylor	3:55	ESPN2	70° cloudy	3:05 p.m. (CDT)	60,229	Lost	Receive	Punt	Punt	BU 24, TTU 14	BU 59, TTU 35
at TCU	3:36	FOX	82° sunny	2:35 p.m. (CDT)	42,144	Lost	Kick	Punt	Touchdown	TTU 17, TCU 14	TCU 35, TTU 34
at Iowa State	3:35	ESPN	53° cloudy	2:40 p.m. (CDT)	61,500	Lost	Receive	Touchdown	Field Goal	ISU 13, TTU 10	TTU 23, ISU 22
Colorado	3:47	FOX	60° sunny	3:05 p.m. (CST)	60,229	Lost	Receive	Touchdown	Punt	TTU 13, CU 10	CU 41, TTU 27
at Oklahoma State	-	-	-	-	-	-	-	-	-	-	-
West Virginia	-	-	-	-	-	-	-	-	-	-	-

TURNOVER CHART

Opponent	Forced by Texas Tech					Forced by Opponent			
	Fum	Int	Tot	Pts Off	Margin	Fum	Int	Tot	Pts Off
Abilene Christian	1	0	1	8	+1	0	0	0	0
at Washington St.	0	1	1	0	-3	2	2	4	13
North Texas	0	3	3	21	+2	0	1	1	7
Arizona State	0	1	1	7	+1	0	0	0	0
Cincinnati	1	1	2	14	+1	1	0	1	3
at Arizona	1	2	3	18	+1	2	0	2	6
Baylor	0	0	0	0	-2	1	1	2	10
at TCU	1	2	3	7	+1	2	0	2	0
at Iowa State	1	1	2	0	0	0	2	2	7
Colorado	0	0	0	0	-3	2	1	3	3
at Oklahoma St.	-	-	-	-		-	-	-	-
West Virginia	-	-	-	-		-	-	-	-
Totals	5	11	16	75	-1	10	7	17	49

REDZONE CHART

Opponent	Texas Tech			Opponents		
	Scores-Chances (%)	TD (R/P)	FG	Scores-Chances (%)	TD (R/P)	FG
Abilene Christian	6-of-7 (85.7)	3 (1/2)	3	5-of-5 (100.0)	4 (4/0)	1
at WSU	3-of-4 (75.0)	2 (0/2)	1	4-of-5 (80.0)	3 (3/0)	1
North Texas	6-of-6 (100.0)	5 (3/2)	1	2-of-4 (50.0)	2 (1/1)	0
Arizona State	4-of-4 (100.0)	3 (1/2)	1	4-of-5 (80.0)	3 (3/0)	1
Cincinnati	5-of-5 (100.0)	3 (2/1)	2	5-of-5 (100.0)	3 (1/2)	2
at Arizona	3-of-3 (100.0)	2 (2/0)	1	3-of-4 (75.0)	1 (1/0)	2
Baylor	4-of-4 (100.0)	4 (0/4)	0	6-of-6 (100.0)	5 (2/3)	1
at TCU	6-of-6 (100.0)	4 (3/1)	2	2-of-2 (100.0)	2 (1/1)	0
at Iowa State	2-of-2 (100.0)	2 (1/1)	0	3-of-3 (100.0)	1 (0/1)	2
Colorado	3-of-5 (60.0)	2 (1/1)	1	5-of-5 (100.0)	3 (1/2)	2
at Okla St.	-of- (-)	- (-/-)	-	-of- (-)	- (-/-)	-
West Virginia	-of- (-)	- (-/-)	-	-of- (-)	- (-/-)	-
Totals	42-of-46 (91.3)	30 (14/16)	12	39-of-44 (88.6)	27 (17/10)	12

SPECIAL TEAMS TACKLES

(All tackles on Special Teams coverage)

Player	Total	KO	Punt
#38 Reese Burkhardt, K	4	4	0
#6 John Curry, LB	2	1	1
#30 Jackson Knotts, LS	2	0	2
#17 Issac Smith, OLB	2	0	2
#40 Wesley Smith, LB	2	2	0
#26 Sammy Morris IV, DB	2	1	1
#29 Chief Collins, DB	2	2	0
#3 Bryce Ramirez, LB	2	2	0
#36 Justin Horne, LB	2	2	0
#22 Devynn Cromwell, DB	1	1	0
#14 Drew Hocutt, WR	1	1	0
#21 Jordan Sanford, DB	1	1	0
#48 Gage Elder, LB	1	1	0
#89 Jason Llewellyn, TE	1	0	1
#10 Jacob Rodriguez, LB	1	0	1
#33 Cameron Dickey, RB	1	0	1
#18 JohnCarlos Miller, TE	1	0	1
#1 A.J. McCarty, DB	1	0	1
#7 Brenden Jordan, DB	1	0	1
#35 Miquel Dingle Jr., LB	1	1	0
TOTALS	31	19	12

THREE-AND-OUTS

OPPONENT	TEXAS TECH	OPPONENTS
	3-&-Outs/Drives	3-&-Outs/Drives
Abilene Christian	0/12	1/13
at Washington State	2/15	2/14
North Texas	2/14	6/16
Arizona State	4/12	2/12
Cincinnati	0/9	1/12
at Arizona	5/15	2/14
Baylor	0/12	2/14
at TCU	1/14	2/14
at Iowa State	4/12	2/13
Colorado	2/16	2/14
at Oklahoma State	-/-	-/-
West Virginia	-/-	-/-
TOTALS	20/131	22/136



GAME-BY-GAME SPECIALIST STATS

FIELD GOALS

SCORING	FG	PAT	Points
#99 Garcia	15-16	25-25	70
#38 Burkhardt	3-4	12-12	27

FIELD GOALS	FGM-FGA	Pct.	01-19	20-29	30-39	40-49	50-59	60+	Lg	Blk
#99 Garcia	15-16	100.0	0-0	3-3	8-8	3-3	1-1	0-0	53	0
#38 Burkhardt	3-4	75.0	0-0	0-0	1-1	2-2	0-1	0-0	41	0
Totals	18-20	90.0	0-0	3-3	8-8	5-5	0-1	0-0	45	0

#99 Garcia	(Made), Missed, Blocked
ACU	(39), (31)
at Washington State	(37)
North Texas	(25)
Arizona State	(30), (39)
Cincinnati	(45), (27)
at Arizona	(30), (41)
Baylor	none attempted
at TCU	(38), (24)
at Iowa State	(44)
Colorado	(53), (39), 53
at Oklahoma State	--
West Virginia	--

PUNTING

PUNTING	Number-Avg./i20/50+
#41 Burgess	
ACU	1-45.0 / 1 / 0
at Washington State	3-42.7 / 0 / 1
North Texas	4-45.5 / 2 / 2
Arizona State	5-42.0 / 1 / 0
Cincinnati	1-37.0 / 1 / 0
at Arizona	7-42.1 / 2 / 0
Baylor	5-40.4 / 2 / 0
at TCU	5-42.4 / 4 / 1
at Iowa State	5-39.2 / 1 / 0
Colorado	3-43.7 / 1 / 0
at Oklahoma State	
West Virginia	
Totals	39-42.0 / 15 / 4

#41-JACK BURGESS

# - opponent (Qtr.)	Down Situation	Yards	Action (yds)	i20	i10	Note
1 - ACU (2Q)	4-10 TTU38	45	FC	Yes	No	Fair catch at the ACU-17
2 - WSU (1Q)	4-4 TTU14	26	OB	No	No	Out of bounds at the TTU-40
3 - WSU (1Q)	4-16 TTU19	59	Returned (4)	No	No	Returned 4 yards to the WSU-26 (TKL: Curry)
4 - WSU (4Q)	4-19 TTU16	43	FC	No	No	Fair catch at WSU-41
5 - UNT (2Q)	4-12 UNT44	33	Downed	Yes	No	Downed by Jackson Knotts at the UNT-11
6 - UNT (3Q)	4-4 TTU31	52	Returned (19)	No	No	Returned 19 yards to the UNT-26 (TKL: Knotts, Llewellyn)
7 - UNT (3Q)	4-5 TTU45	45	Returned (8)	Yes	No	Returned 8 yards to the UNT-18 (TKL: Knotts, Smith)
8 - UNT (4Q)	4-2 TTU33	52	Returned (20)	No	No	Returned 20 yards to the UNT-35 (TKL: Smith)
9 - ASU (1Q)	4-14 TTU10	38	FC	No	No	Fair catch at the TTU-48
10 - ASU (2Q)	4-10 TTU49	49	Downed	Yes	Yes	Downed by Drae McCray at the ASU-2
11 - ASU (2Q)	4-6 TTU46	33	OB	No	No	Out of bounds at the ASU-21
12 - ASU (3Q)	4-9 ASU47	47	TB	No	No	Touchback
13 - ASU (4Q)	4-18 TTU24	43	FC	No	No	Fair catch at the ASU-33
14 - UC (4Q)	4-12 UC47	37	FC	Yes	No	Fair catch at the UC-10
15 - UA (1Q)	4-3 TTU32	44	FC	No	No	Fair catch at the UA-24
16 - UA (1Q)	4-6 UA46	31	FC	Yes	No	Fair catch at the UA-15
17 - UA (2Q)	4-30 TTU5	46	Returned (1)	No	No	Returned 1 yard to the TTU-50 (TKL: Morris IV)
18 - UA (2Q)	4-6 TTU47	45	Downed	Yes	Yes	Downed by John Curry at the UA-8
19 - UA (3Q)	4-10 TTU46	47	Returned (15)	No	No	Returned 15 yards to the UA-22 (TKL: Rodriguez, Dickey)

TOTALS (cont. on page 58)

KICKOFFS

KICKOFFS	No.	Yds	Avg.	TB	OB	RETN	NET	YD-LN
#38 Burkhardt	65	4,035	62.1	43	2	--	--	--
#48 Harrington	2	130	65.0	2	0	--	--	--
#99 Garcia	1	10	10.0	0	0	--	--	--
Totals	68	4,175	61.4	45	2	15	38.9	26

#38 Burkhardt	Touchbacks/Kickoffs
ACU	5-for-8
at Washington State	3-for-3
North Texas	8-for-10
Arizona State	5-for-7
Cincinnati	7-for-9
at Arizona	4-for-5
Baylor	2-for-6
at TCU	4-for-7
at Iowa State	3-for-5
Colorado	2-for-5
at Oklahoma State	--
West Virginia	--

PUNTING

#41 Burgess	39 attempts
50+ yard punts	4
Inside the 20-yard line	15
Inside the 10-yard line	3
Fair Caught	19
Touchbacks	2
Downed	4
Out of Bounds	3
Not Returned	25
Returned	11
Total Return Yards	11 returns for 160 yards (14.5 per return)

SPECIALIST STATS (cont.)

#41-JACK BURGESS

# - opp. (Qtr.)	Down	Situation	Yards	Action (yds)	i20	i10	Note
20 - UA (3Q)	4-9	TTU26	46	Downed	No	No	Downed by B. Jordan at the UA-28
21 - UA (4Q)	4-1	TTU34	36	FC	No	No	Fair catch at the UA-30
22 - BU (1Q)	4-3	TTU45	40	FC	Yes	No	Fair catch at the BU-15
23 - BU (1Q)	4-13	TTU28	32	OB	No	No	Out of Bounds at the BU-40
24 - BU (2Q)	4-12	TTU27	47	Returned (73)	No	No	Returned 73 yards to the TTU-1 (TKL: Miller II)
25 - BU (2Q)	4-4	TTU32	41	Returned (1)	No	No	Returned 1 yard to the BU-27 (TKL: McCarty)
26 - BU (3Q)	4-12	TTU44	42	FC	Yes	No	Fair catch at the BU-14
27 - TCU (1Q)	4-6	TCU47	39	FC	No	Yes	Fair catch at the TCU-8
28 - TCU (2Q)	4-5	TCU50	39	FC	Yes	No	Fair catch at the TCU-11
29 - TCU (2Q)	4-8	TTU43	41	Returned (0)	Yes	No	Returned 0 yards to the TCU-16 (TKL: Jordan)
30 - TCU (2Q)	4-14	TCU41	41	TB	No	No	Touchback
31 - TCU (4Q)	4-17	TTU43	52	Returned (6)	Yes	No	Returned 6 yards to the TCU-11
32 - ISU (2Q)	4-21	TTU13	43	FC	No	No	Fair catch at the ISU-44
33 - ISU (2Q)	4-5	TTU38	37	FC	No	No	Fair catch at the ISU-25
34 - ISU (2Q)	4-19	TTU47	38	FC	Yes	No	Fair catch at the ISU-15
35 - ISU (3Q)	4-11	TTU13	33	FC	No	No	Fair catch at the TTU-46
36 - ISU (4Q)	4-10	TTU33	45	Returned (13)	No	No	Returned 13 yards to the ISU-35
37 - CU (2Q)	4-7	TTU24	45	FC	No	No	Fair catch at the CU-31
38 - CU (2Q)	4-14	TTU15	43	FC	No	No	Fair catch at the CU-42
39 - CU (2Q)	4-6	TTU39	43	FC	Yes	No	Fair catch at the CU-18
TOTALS (39-42.0/p)			4 (50+)		15 (i20)	3 (i10)	

EXPLOSIVE PLAYS BREAKDOWN

TEXAS TECH LONGEST PLAYS BY TYPE

Long Plays by Type (20+)	NO.	TD
Rushing	15	3
Passing	39	11
TOTAL	54	14
Punt returns	-	-
Kick returns	2	0
Interceptions	3	2
Fumble returns	-	-
TOTAL ALL	59	16

TEXAS TECH LONGEST PLAYS BY YARDS (offense only)

Long Plays by Yards	NO.	TD
100	-	-
90-99	-	-
80-89	-	-
70-79	1	1
60-69	-	-
50-59	1	-
40-49	5	2
30-39	15	6
20-29	32	5
Totals	54	14

TEXAS TECH LONGEST PLAYS

Play Type	Yardage	Play (Opponent)
Rushing	37	Dickey 37-yard run (vs. North Texas)
Rushing Touchdown	32	Brooks 32-yard run (at Arizona)
Passing	70	Morton 70-yard TD pass to Eakin (vs. North Texas)
Passing Touchdown	70	Morton 70-yard TD pass to Eakin (vs. North Texas)
Punt Return	13	Brown 13-yard return (vs. Colorado)
Kick Return	74	McCray 74-yard kick return (vs. ACU)
Punt	59	Burgess 59-yard punt (at Washington State)
Field Goal	53	Garcia 53-yard field goal (vs. Colorado)

OPPONENT LONGEST PLAYS

Play Type	Yardage	Play (Opponent)
Rushing	68	Mateer 68-yard run (Washington State)
Rushing Touchdown	43	Parker 43-yard run (Washington State)
Passing	84	Hoover 84-yard TD pass to McAlister (TCU)
Passing Touchdown	84	Hoover 84-yard TD pass to McAlister (TCU)
Punt Return	73	Cameron 73-yard return (Baylor)
Kick Return	29	Wilson 29-yard return (Cincinnati)
Punt	63	Williams 63-yard punt (Baylor)
Field Goal	52	Loop 52-yard field goal (Arizona)

TEXAS TECH vs. OPPONENT LONGEST PLAYS

	Texas Tech Long Plays				Opponent Long Plays			
	Rush	Pass	Total	ST	Rush	Pass	Total	ST
Abilene Christian	1	6	7	2	0	9	9	0
at Washington St.	2	4	6	0	4	2	6	0
North Texas	4	5	9	0	1	2	3	1
Arizona State	1	2	3	0	0	2	2	0
Cincinnati	4	5	9	0	1	4	5	0
at Arizona	1	3	4	0	1	2	3	0
Baylor	1	4	5	0	4	5	9	1
at TCU	0	4	4	0	1	4	5	0
at Iowa State	0	2	2	0	1	5	6	0
Colorado	1	4	5	1	0	4	4	0
at Oklahoma St.	-	-	-	-	-	-	-	-
West Virginia	-	-	-	-	-	-	-	-
Totals	15	39	54	3	13	39	52	2



EXPLOSIVE PLAYS BREAKDOWN

TEXAS TECH PLAYS - 20-PLUS YARDS

Yards (TD*)	Type	Player(s)	Opponent
70*	Pass	Coy Eakin (Morton)	North Texas
57	Pass	Caleb Douglas (Morton)	at Arizona
49*	Pass	Coy Eakin (Morton)	Cincinnati
45*	Pass	John Carlos Miller II (Morton)	North Texas
44	Pass	Caleb Douglas (Morton)	at TCU
42	Pass	Caleb Douglas (Morton)	at Washington State
42	Pass	Jordan Brown (Morton)	North Texas
38	Pass	Micah Hudson (Morton)	at Arizona
37	Pass	Josh Kelly (Morton)	at Washington State
37	Run	Cameron Dickey	North Texas
36*	Pass	Jalin Conyers (Morton)	Abilene Christian
36	Pass	Caleb Douglas (Morton)	at TCU
35*	Pass	Coy Eakin (Morton)	Abilene Christian
35*	Pass	Josh Kelly (Morton)	Abilene Christian
35	Run	Tahj Brooks	Cincinnati
35*	Pass	Josh Kelly (Morton)	at Iowa State
35	Pass	Josh Kelly (Morton)	Colorado
32	Pass	Micah Hudson (Hammond)	North Texas
32	Pass	Caleb Douglas (Morton)	at Arizona
32*	Run	Tahj Brooks	at Arizona
32	Pass	Josh Kelly (Morton)	Baylor
31*	Run	Tahj Brooks	Baylor
29	Pass	Josh Kelly (Morton)	Cincinnati
29	Pass	Coy Eakin (Hammond)	at TCU
28	Pass	Josh Kelly (Morton)	Cincinnati
27	Pass	Coy Eakin (Morton)	Colorado
26	Pass	Josh Kelly (Morton)	North Texas
26	Run	Behren Morton	Cincinnati
26	Pass	Micah Hudson (Morton)	Baylor
25	Run	Tahj Brooks	Arizona State
25	Run	Tahj Brooks	Cincinnati
25	Pass	Jalin Conyers (Morton)	at TCU
25	Pass	Coy Eakin (Morton)	at Iowa State
25	Run	Tahj Brooks	Colorado
24	Pass	Josh Kelly (Morton)	Abilene Christian
23	Pass	Coy Eakin (Morton)	Abilene Christian
23	Pass	Josh Kelly (Morton)	Abilene Christian
23	Run	Tahj Brooks	North Texas
22	Run	Cameron Brown	at Washington State
22	Pass	Coy Eakin (Morton)	Cincinnati
21	Run	Tahj Brooks	Abilene Christian
21*	Run	Tahj Brooks	North Texas
21	Pass	Caleb Douglas (Morton)	Arizona State
21	Pass	Drae McCray (Morton)	Cincinnati
21	Run	Behren Morton	Cincinnati
21*	Pass	Jalin Conyers (Morton)	Colorado
20*	Pass	John Carlos Miller II (Eakin)	at Washington State
20	Pass	Josh Kelly (Morton)	at Washington State
20	Run	Cameron Brown	at Washington State
20	Run	Tahj Brooks	North Texas
20*	Pass	Josh Kelly (Morton)	Arizona State
20	Pass	Caleb Douglas (Morton)	Baylor
20*	Pass	Caleb Douglas (Conyers)	Baylor
20	Pass	Josh Kelly (Morton)	Colorado

Special Teams Explosive Plays

Yards	Type	Player(s)	Opponent
74	KR	Drae McCray	Abilene Christian
65	KR	Drae McCray	Abilene Christian
57	KR	J'Koby Williams	Colorado

Defensive Explosive Plays

Yards	Type	Player(s)	Opponent
51*	INT	A.J. McCarty	Cincinnati
44*	INT	Bralyn Lux	North Texas
20	INT	Quincy Ledet Jr.	at Arizona

20+ Yard Plays (Rush, Pass, Interception, Punt Return)

40+ Yard Plays (Kick Returns)

* Touchdown scored on play

TEXAS TECH LONGEST PLAYS BY PLAYER

Player	Total	(TDs)	Rush	Rec.	KR	PR	IR	FR
Josh Kelly	13	(3)	0	13	0	0	0	0
Tahj Brooks	10	(3)	10	0	0	0	0	0
Caleb Douglas	8	(1)	0	8	0	0	0	0
Coy Eakin	8	(3)	0	8	0	0	0	0
Drae McCray	3	(0)	0	1	2	0	0	0
Micah Hudson	3	(0)	0	3	0	0	0	0
Jalin Conyers	3	(2)	0	3	0	0	0	0
Cameron Brown	2	(0)	2	0	0	0	0	0
John Carlos Miller II	2	(2)	0	2	0	0	0	0
Behren Morton	2	(0)	2	0	0	0	0	0
Jordan Brown	1	(0)	0	1	0	0	0	0
Cameron Dickey	1	(0)	1	0	0	0	0	0
A.J. McCarty	1	(1)	0	0	0	0	1	0
Bralyn Lux	1	(1)	0	0	0	0	1	0
Quincy Ledet Jr.	1	(0)	0	0	0	0	1	0
TOTAL	59	(16)	15	39	2	0	3	0



SCORING DRIVE BREAKDOWN

TEXAS TECH SCORING DRIVES						OPPONENT SCORING DRIVES						DRIVE ANALYSIS					
VS. ACU						VS. ACU						TEXAS TECH					
QTR	Clock	Player(s)	Play	Pls-Yds	Time	QTR	Clock	Player(s)	Play	Pls-Yds	Time	YARDAGE	TD	FG	TD	FG	
1st	10:38	TD Brooks	18 run	10-71	3:28	1st	3:42	TD Castles/Mclvor	31 pass	9-80	4:36	Negative	-	-	-	-	
1st	8:18	TD Eakin/Morton	4 pass	2-17	0:24	2nd	11:52	TD Johnson	2 run	11-75	4:42	0-9	1	1	2	1	
1st	1:34	TD Eakin/Morton	35 pass	6-75	2:08	2nd	1:50	TD Taylor/Mclvor	71 pass	3-75	1:05	10-19	1	-	1	1	
2nd	09:58	FG Garcia	39 FG	4-5	1:38	3rd	5:10	TD Banks Jr.	1 run	10-96	4:27	20-29	2	1	1	3	
2nd	2:55	TD Conyers/Morton	36 pass	9-70	3:51	4th	11:45	TD Martinez	30 pass	4-62	1:34	30-39	5	2	3	2	
3rd	4:50	TD Kelly/Morton	35 pass	1-35	0:07	4th	4:55	TD Johnson	5 run	8-75	3:37	40-49	3	5	5	3	
4th	8:32	FG Burkhardt	41 FG	9-52	3:13	4th	0:05	FG Vales	21 FG	12-71	2:34	50-59	4	4	3	1	
4th	2:39	FG Garcia	31 FG	9-54	2:13	OT	0:00	TD Johnson (failed xpt)	1 run	6-25	0:00	60-69	6	3	5	1	
OT	0:00	TD Douglas/Morton	14 pass	5-25	0:00	VS. WSU						70-79	14	2	18	5	
VS. WSU						QTR	Clock	Player(s)	Play	Pls-Yds	Time	80-89	4	-	3	-	
QTR	Clock	Player(s)	Play	Pls-Yds	Time	2nd	5:33	TD Miller II/Eakin	20 pass	6-75	2:20	90-99	1	-	1	-	
1st	3:31	FG Garcia	37 FG	11-51	3:37	4th	9:21	TD Dickey/Morton	12 pass	7-61	1:53	TOTALS	39	18	43	17	
2nd	5:33	TD Miller II/Eakin	20 pass	6-75	2:20	VS. UNT						GAME-OPENING DRIVES					
4th	9:21	TD Dickey/Morton	12 pass	7-61	1:53	QTR	Clock	Player(s)	Play	Pls-Yds	Time	TEXAS TECH					
VS. UNT						1st	10:17	TD Kelly/Morton	10 pass	8-56	3:04	OPPONENT	PTS	PLAYS-YDS	PTS	PLAYS-YDS	
QTR	Clock	Player(s)	Play	Pls-Yds	Time	1st	5:12	FG Garcia	25 FG	8-65	3:55	ACU	7	10-71	0	3-1	
1st	0:52	TD Brooks	21 run	9-75	4:13	1st	0:52	TD Brooks	21 run	9-75	4:13	at Washington State	0	3-6	0	2-6	
2nd	10:22	TD Eakin/Morton	70 pass	2-80	0:40	2nd	10:22	TD Lux	44 INT	0-0	--	North Texas	7	8-56	0	3-3	
2nd	9:50	TD Lux	44 INT	0-0	--	2nd	9:30	TD Morton	10 run	1-25	0:13	Arizona State	7	10-65	0	3--11	
2nd	9:30	TD Morton	10 run	1-25	0:13	2nd	6:05	TD Miller II/Morton	45 pass	4-75	1:41	Cincinnati	3	8-38	7	7-68	
2nd	6:05	TD Miller II/Morton	45 pass	4-75	1:41	2nd	3:08	TD Conyers/Morton	10 pass	6-30	2:47	at Arizona	0	3-7	0	4-3	
2nd	3:08	TD Conyers/Morton	10 pass	6-30	2:47	3rd	4:06	TD Williams	3 run	4-43	1:27	Baylor	0	6-20	0	7-26	
3rd	4:06	TD Williams	3 run	4-43	1:27	4th	12:50	TD Dickey	1 run	9-79	4:35	at TCU	0	7-35	7	9-75	
4th	12:50	TD Dickey	1 run	9-79	4:35	VS. ASU						at Iowa State	7	7-72	3	10-44	
VS. ASU						QTR	Clock	Player(s)	Play	Pls-Yds	Time	Colorado	7	4-54	0	6-8	
QTR	Clock	Player(s)	Play	Pls-Yds	Time	1st	11:22	TD Miller II/Morton	5 pass	10-65	3:38	at Oklahoma State	--	--	--	--	
1st	11:22	TD Miller II/Morton	5 pass	10-65	3:38	1st	7:42	TD Kelly/Morton	20 pass	6-38	2:11	West Virginia	--	--	--	--	
1st	7:42	TD Kelly/Morton	20 pass	6-38	2:11	2nd	0:08	FG Garcia	30 FG	8-64	1:16	2ND HALF-OPENING DRIVES					
2nd	0:08	FG Garcia	30 FG	8-64	1:16	3rd	8:14	TD Conyers	3 run	12-68	5:55	TEXAS TECH					
4th	13:36	FG Burkhardt	40 FG	12-43	5:03	4th	6:54	FG Garcia	39 FG	11-43	5:45	OPPONENT	PTS	PLAYS-YDS	PTS	PLAYS-YDS	
4th	6:54	FG Garcia	39 FG	11-43	5:45	VS. UC						ACU	0	13-67	7	10-96	
VS. UC						QTR	Clock	Player(s)	Play	Pls-Yds	Time	at Washington State	0	7-43	0	9-67	
QTR	Clock	Player(s)	Play	Pls-Yds	Time	1st	11:33	FG Garcia	45 FG	8-38	3:22	North Texas	0	3-6	0	3-5	
1st	11:33	FG Garcia	45 FG	8-38	3:22	1st	1:25	TD Eakin/Morton	7 pass	7-75	3:34	Arizona State	7	12-68	0	3-4	
1st	1:25	TD Eakin/Morton	7 pass	7-75	3:34	2nd	10:32	TD Eakin/Morton	49 pass	6-85	2:50	Cincinnati	7	6-38	0	2-13	
2nd	10:32	TD Eakin/Morton	49 pass	6-85	2:50	2nd	1:39	TD Brooks	1 run	8-75	1:59	at Arizona	0	3-0	0	3-0	
2nd	1:39	TD Brooks	1 run	8-75	1:59	3rd	12:27	TD Brooks	2 run	6-38	1:52	Baylor	7	7-86	0	3-3	
3rd	12:27	TD Brooks	2 run	6-38	1:52	3rd	0:53	FG Burkhardt	38 FG	13-55	5:46	at TCU	7	6-78	0	3-5	
3rd	0:53	FG Burkhardt	38 FG	13-55	5:46	4th	12:40	TD McCarty	51 INT	0-0	--	at Iowa State	0	3--1	0	10-61	
4th	12:40	TD McCarty	51 INT	0-0	--	4th	7:50	FG Garcia	27 FG	9-66	4:15	Colorado	7	9-66	7	9-75	
4th	7:50	FG Garcia	27 FG	9-66	4:15	VS. UA						at Oklahoma State	--	--	--	--	
VS. UA						QTR	Clock	Player(s)	Play	Pls-Yds	Time	West Virginia	--	--	--	--	
QTR	Clock	Player(s)	Play	Pls-Yds	Time	1st	5:38	TD Brooks	3 run	5-61	2:27	TEXAS TECH					
1st	5:38	TD Brooks	3 run	5-61	2:27	2nd	1:38	TD Brooks	9 run	6-30	1:13	OPPONENT	PTS	PLAYS-YDS	PTS	PLAYS-YDS	
2nd	1:38	TD Brooks	9 run	6-30	1:13	2nd	0:00	FG Garcia	30 FG	4-76	0:40	ACU	0	13-67	7	10-96	
2nd	0:00	FG Garcia	30 FG	4-76	0:40	4th	2:21	FG Garcia	41 FG	8-47	2:31	at Washington State	0	7-43	0	9-67	
4th	2:21	FG Garcia	41 FG	8-47	2:31	4th	1:53	TD Brooks	32 run	3-43	0:19	North Texas	0	3-6	0	3-5	
4th	1:53	TD Brooks	32 run	3-43	0:19	VS. BU						Arizona State	7	12-68	0	3-4	
VS. BU						QTR	Clock	Player(s)	Play	Pls-Yds	Time	Cincinnati	7	6-38	0	2-13	
QTR	Clock	Player(s)	Play	Pls-Yds	Time	1st	1:47	TD Douglas	12 pass	8-65	4:07	at Arizona	0	3-0	0	3-0	
1st	1:47	TD Douglas	12 pass	8-65	4:07	2nd	1:54	TD Douglas	20 pass	10-80	4:18	Baylor	7	7-86	0	3-3	
2nd	1:54	TD Douglas	20 pass	10-80	4:18	3rd	11:15	TD Brooks	31 run	7-86	3:01	at TCU	7	6-78	0	3-5	
3rd	11:15	TD Brooks	31 run	7-86	3:01	4th	6:31	TD Williams	18 pass	12-75	3:10	at Iowa State	0	3--1	0	10-61	
4th	6:31	TD Williams	18 pass	12-75	3:10	4th	2:01	TD Douglas	7 pass	10-75	3:39	Colorado	7	9-66	7	9-75	
4th	2:01	TD Douglas	7 pass	10-75	3:39	VS. TCU						at Oklahoma State	--	--	--	--	
VS. TCU						QTR	Clock	Player(s)	Play	Pls-Yds	Time	West Virginia	--	--	--	--	
QTR	Clock	Player(s)	Play	Pls-Yds	Time	1st	10:48	TD Williams	35 run	9-75	4:12	TEXAS TECH					
1st	1:45	FG Garcia	38 FG	7-21	3:15	1st	1:31	TD Williams/Hoover	75 pass	1-75	0:14	OPPONENT	PTS	PLAYS-YDS	PTS	PLAYS-YDS	
2nd	13:09	TD Burkhardt	4 run	4-4	0:53	3rd	3:07	TD Payne	1 run	9-75	3:19	ACU	0	13-67	7	10-96	
2nd	10:44	TD Brooks	4 run	3-59	0:50	4th	8:42	TD Rogers/Hoover	8 pass	6-75	2:31	at Washington State	0	7-43	0	9-67	
3rd	12:21	TD Eakin/Hammond	13 pass	6-78	2:33	4th	5:10	TD McAlister/Hoover	84 pass	2-89	0:36	North Texas	0	3-6	0	3-5	
3rd	6:33	TD Hammond	4 run	10-50	4:34	VS. ISU						Arizona State	7	12-68	0	3-4	
4th	11:13	FG Garcia	24 FG	13-73	6:46	QTR	Clock	Player(s)	Play	Pls-Yds	Time	Cincinnati	7	6-38	0	2-13	
VS. ISU						1st	8:33	FG Konrardy	49 FG	10-44	3:43	at Arizona	0	3-0	0	3-0	
QTR	Clock	Player(s)	Play	Pls-Yds	Time	2nd	9:25	FG Konrardy	37 FG	7-37	2:58	Baylor	7	7-86	0	3-3	
1st	12:16	TD Kelly/Morton	35 pass	7-72	2:39	2nd	0:04	TD Higgins/Becht	20 pass	4-50	0:26	at TCU	7	6-78	0	3-5	
2nd	8:33	FG Garcia	44 FG	10-49	4:42	4th	12:23	FG Konrardy	21 FG	10-72	4:33	at Iowa State	0	3--1	0	10-61	
3rd	1:56	TD Kelly/Morton	19 pass	12-98	3:49	4th	2:11	TD Brown/Becht	44 pass	5-65	2:20	Colorado	7	9-66	7	9-75	
4th	0:19	TD Brooks	5 run	12-71	1:47	VS. CU						at Oklahoma State	--	--	--	--	
VS. CU						QTR	Clock	Player(s)	Play	Pls-Yds	Time	West Virginia	--	--	--	--	
QTR	Clock	Player(s)	Play	Pls-Yds	Time	2nd	7:33	TD Wester/Sanders	23 pass	6-58	2:28	TEXAS TECH					
1st	13:50	TD Conyers/Morton	17 pass	4-54	1:34	2nd	0:30	FG Mata	25 FG	12-74	4:11	OPPONENT	PTS	PLAYS-YDS	PTS	PLAYS-YDS	
1st	7:04	FG Garcia	53 FG	9-43	4:03	3rd	11:00	TD Sanders	7 run	9-75	4:00	ACU	0	13-67	7	10-96	
1st	2:28	FG Garcia	39 FG	8-32	3:33	3rd	4:25	TD Sheppard/Sanders	5 pass	7-73	3:22	at Washington State	0	7-43	0	9-67	
3rd	7:52	TD Brooks	2 run	9-66	3:03	3rd	1:18	TD Hunter/Sanders	24 pass	4-31	1:58	North Texas	0	3-6	0	3-5	
4th	2:12	TD Conyers/Morton	21 pass	6-43	1:04	4th	9:46	FG Mata	33 FG	5-24	1:49	Arizona State	7	12-68	0	3-4	
4th	0:51	TD S. Sanders	FR TD	--	0:12	4th	0:51	TD S. Sanders	FR TD	--	0:12	Cincinnati	7	6-38	0	2-13	

GAME-BY-GAME LEADERS

OPPONENT	PASSING YARDS	RUSHES	RUSH YARDS	RECEPTIONS	RECEIVING YARDS	TACKLES	TACKLES FOR LOSS	SACKS
ACU	378 (Morton)	27 (Brooks)	153 (Brooks)	10 (Kelly)	156 (Kelly)	13 (Rodriguez)	2.0 (Rodriguez)	<i>none</i>
at Washington State	323 (Morton)	8 (Valdez)	70 (Brown)	9 (Kelly)	95 (Kelly)	7 (Roberts, Rodriguez)	3.0 (three players)	1.0 (Smith)
North Texas	273 (Morton)	17 (Brooks)	109 (Brooks)	4 (Conyers)	70 (Eakin)	5 (Ramirez, Curry)	1.5 (Dingle)	0.5 (Dingle, Horne)
Arizona State	201 (Morton)	27 (Brooks)	117 (Brooks)	10 (Kelly)	89 (Kelly)	11 (Roberts)	1.0 (Rodriguez)	0.5 (Washington, McCarty)
Cincinnati	251 (Morton)	32 (Brooks)	172 (Brooks)	8 (Kelly)	111 (Kelly)	12 (Roberts)	2.0 (Roberts)	1.0 (Cofield)
at Arizona	214 (Morton)	21 (Brooks)	128 (Brooks)	5 (Douglas, Kelly)	116 (Douglas)	13 (Rodriguez)	1.0 (three players)	1.0 (Rodriguez, Tilmon)
Baylor	286 (Morton)	25 (Brooks)	125 (Brooks)	9 (Douglas, Kelly)	99 (Douglas)	12 (Rodriguez)	n/a	n/a
at TCU	137 (Morton)	30 (Brooks)	121 (Brooks)	9 (Douglas)	140 (Douglas)	7 (Lewis, Roberts)	1.5 (Baskerville)	1.0 (Dyson III)
at Iowa State	237 (Morton)	25 (Brooks)	122 (Brooks)	8 (Kelly)	127 (Kelly)	13 (Rodriguez)	2.5 (Rodriguez)	2.0 (Rodriguez)
Colorado	275 (Morton)	31 (Brooks)	137 (Brooks)	8 (Kelly)	106 (Kelly)	17 (Rodriguez)	1.5 (Rodriguez)	1.0 (three players)
at Oklahoma State	--	--	--	--	--	--	--	--
West Virginia	--	--	--	--	--	--	--	--

TEAM OFFENSE GAME-BY-GAME COMPARISON

FIRST DOWNS

TEXAS TECH FIRST DOWNS						
Opponent	1Q	2Q	3Q	4Q	OT	Total
ACU	10	4	6	5	2	27
at Washington State	3	9	4	8	-	24
North Texas	9	9	5	2	-	25
Arizona State	6	6	9	3	-	24
Cincinnati	6	5	5	5	-	21
at Arizona	7	6	0	4	-	14
Baylor	7	7	6	9	-	29
at TCU	4	4	10	7	-	25
at Iowa State	6	3	5	7	-	21
Colorado	6	1	5	13	-	25
at Oklahoma State	-	-	-	-	-	-
West Virginia	-	-	-	-	-	-

YARDAGE by QUARTER

TEXAS TECH PLAYS/YARDAGE GAINED BY QTR					
Opponent	1Q	2Q	3Q	4Q	OT
ACU	18/153	16/103	15/119	20/139	5/25
at WSU	19/89	32/172	13/88	23/142	-
North Texas	24/196	18/207	21/117	8/66	-
Arizona State	19/108	22/77	23/102	19/47	-
Cincinnati	21/135	14/160	18/98	12/89	-
at Arizona	14/86	18/122	10/17	16/106	-
Baylor	20/88	19/105	20/119	26/143	-
at TCU	16/72	23/111	22/158	27/97	-
at Iowa State	16/136	19/27	15/82	24/121	-
Colorado	21/125	13/22	16/73	37/168	-
at OSU	-	-	-	-	-
West Virginia	-	-	-	-	-

CUMULATIVE YARDS by QTR.

TEXAS TECH PLAYS/CUMULATIVE YARDAGE GAINED BY QTR					
Opponent	1Q	2Q	3Q	4Q	OT
ACU	18/153	34/256	49/375	69/514	74/539
at WSU	19/89	51/261	64/349	87/491	-
North Texas	24/196	42/403	63/520	71/586	-
Arizona State	19/108	41/185	64/287	83/334	-
Cincinnati	21/135	35/295	53/393	65/482	-
at Arizona	14/86	32/208	42/225	58/331	-
Baylor	20/88	39/193	59/312	85/455	-
at TCU	16/72	39/183	61/341	88/438	-
at Iowa State	16/136	35/163	50/245	74/366	-
Colorado	21/125	34/147	50/220	87/388	-
at OSU	-	-	-	-	-
West Virginia	-	-	-	-	-

OPPONENT FIRST DOWNS

TEXAS TECH FIRST DOWNS						
Opponent	1Q	2Q	3Q	4Q	OT	Total
ACU	6	7	6	9	2	30
at Washington State	3	6	5	4	-	18
North Texas	3	2	2	6	-	13
Arizona State	5	7	3	7	-	22
Cincinnati	4	10	4	11	-	29
at Arizona	4	7	8	6	-	25
Baylor	4	5	6	8	-	23
at TCU	6	3	4	5	-	18
at Iowa State	5	5	6	7	-	23
Colorado	1	8	12	1	-	22
at Oklahoma State	-	-	-	-	-	-
West Virginia	-	-	-	-	-	-

OPPONENT YARDAGE by QTR.

TEXAS TECH PLAYS/YARDAGE GAINED BY QTR					
Opponent	1Q	2Q	3Q	4Q	OT
ACU	20/114	19/165	18/131	23/180	6/25
at WSU	18/69	17/112	15/128	15/107	-
North Texas	9/97	19/66	16/52	20/138	-
Arizona State	15/47	19/112	11/107	23/110	-
Cincinnati	12/114	26/121	15/93	25/227	-
at Arizona	17/50	16/100	25/143	21/129	-
Baylor	14/91	20/127	16/133	15/178	-
at TCU	16/158	19/51	12/65	12/187	-
at Iowa State	16/85	22/124	18/112	20/111	-
Colorado	12/26	22/152	20/144	16/29	-
at OSU	-	-	-	-	-
West Virginia	-	-	-	-	-

OPP. CUMULATIVE YARDS by QTR.

TEXAS TECH PLAYS/CUMULATIVE YARDAGE GAINED BY QTR					
Opponent	1Q	2Q	3Q	4Q	OT
ACU	20/114	39/279	57/410	80/590	86/615
at WSU	18/169	35/181	50/309	65/416	-
North Texas	9/97	28/163	44/215	64/353	-
Arizona State	15/47	34/159	45/266	68/376	-
Cincinnati	12/114	38/235	53/328	78/555	-
at Arizona	17/50	33/150	58/293	79/422	-
Baylor	14/91	34/218	50/351	65/529	-
at TCU	16/158	35/209	47/274	59/461	-
at Iowa State	16/85	38/209	56/321	76/432	-
Colorado	12/26	34/178	54/322	70/351	-
at OSU	-	-	-	-	-
West Virginia	-	-	-	-	-

THE LAST TIME...

TEXAS TECH ...

Defeated a ranked opponent at home
vs. #22 Texas (2022)

Defeated a ranked opponent on the road
at #10 Iowa State (2024)

Won a game scoring 14 points or less
at Iowa State, 14-10 (2022)

Scored 70+ points
77, vs. Lamar (2018)

Scored 60+ points
66, vs. North Texas (2024)

Won by 50+ points
vs. Murray State/W, 63-10 (2022)

Shutout Opponent
vs. Lamar, 77-0 (2018)

Shutout Opponent in first half
at #16 Kansas (2023)

Shutout Opponent in second half
vs. Houston (2023)

Was Shutout by an Opponent
vs. Oklahoma State (2021)

Was Shutout by an Opponent in first half
vs. Oklahoma State (2021)

Was Shutout by an Opponent in second half
at #7 Texas (2023)

Ran 100 or plays
103, vs. West Virginia (2022)

Rushed for over 400 yards
453, vs. Louisiana-Lafayette (1997)

Passed for over 700 yards
734, vs. #16 Oklahoma (2016)

Passed for over 600 yards
605, vs. Houston (2018)

Passed for 7+ TDs
8, vs. Kansas (2016)

Passed for 6+ TDs
6, vs. Murray State (2022)

Passed for 5+ TDs
5, vs. Abilene Christian (2024)

Had over 700 yards in total offense
704, vs. Houston (2018)

Had over 600 yards in total offense
605, vs. Murray State (2022)

Had over 400 yards in the first half
415, vs. North Texas (2024)

Recorded a safety
vs. Stephen F. Austin (2013)

Scored 2-point conversion
vs. Baylor (2024) - Josh Kelly reception (Morton)

Forced 6 turnovers
7, vs. Nebraska (2004)

Forced 5 turnovers
5, vs. Ole Miss (2022)

Forced 0 turnovers
0, vs. Colorado (2024)

Returned two Interceptions for touchdowns
vs. Oklahoma State (2000)

Intercepted at least 4 passes
4, vs. Houston (2021)

Had zero TFLs in a game
0, vs. Baylor (2024)

Had zero Punts in a game
0, at Kansas (2021)

Blocked two punts in a game
at New Mexico (2010)

A TEXAS TECH INDIVIDUAL ...

Rushed for over 200 yards
DeAndre Washington, 248 yards, vs. Kansas St. (2015)

Had a run of 70+ yards
Xavier White, 70 yds, at #23 Oklahoma State (2020)

Had a run of 80+ yards
Justin Stockton, 84 yds, at Houston (2017)

Rushed for 5+ TDs
James Gray, 5, vs. Rice (1989)

Rushed for 4+ TDs
Ta'Zawn Henry, 4, vs. Houston (2018)

Two players rushed for 100 yards
Cam'Ron Valdez (111 yards), Tahj Brooks (102 yards), vs. Houston (2023)

A quarterback rushed for 100 yards
Tyler Shough, 101 yards, vs. #13 Oregon (2023)

Three 100-yard receivers
Grant (155), Marquez (130), Washington (107), vs. #5 Baylor (2014)

Six players caught a TD
Giles (2), Coutee (2), Batson (1), Lauderdale (1), Willies (1), Cantrell (1), vs. Kansas (2016)

Passed for 400-499 yards
Tyler Shough, 436, vs. Oklahoma (2022)

Passed for 500-699 yards
Alan Bowman, 605, vs. Houston (2018)

Passed for 700+ yards
Patrick Mahomes II, 734, vs. #16 Oklahoma (2016)

Passed for 5 TDs
Behren Morton, 5, vs. Abilene Christian (2024)

Passed for 6 TDs
Nic Shimonek, 6, vs. Arizona State (2017)

Passed for 7 TDs
Seth Doege, 7, at #21 TCU (2012)

Passed for 8 TDs
B.J. Symons, 8, vs. Texas A&M (2003)

Wide receiver threw a TD pass
Coy Eakin, 20 yds to JohnCarlos Miller II at Washington State (2024)

Tight End threw a TD pass
Jalin Conyers, 20 yds to Caleb Douglas vs. Baylor (2024)

Had 60-69 pass attempts
Behren Morton, 62, at #7 Oklahoma State (2022)

Had 70+ pass attempts
Patrick Mahomes II, 88, vs. #16 Oklahoma (2016)

Had 50+ pass completions
Patrick Mahomes II, 52, vs. #16 Oklahoma (2016)

Had 10+ receptions
Josh Kelly, 10, vs. Arizona State (2024)

Had 15+ receptions
Jace Amaro, 15, vs. #12 Oklahoma State (2013)

Had a reception of 80+ yards
Dalton Rigdon, 81 yards, at West Virginia (2019)

Had a reception of 90+ yards
Jakeem Grant, 90 yards, vs. #12 Oklahoma State (2015)

Had over 200 yards receiving
Antoine Wesley, 261, vs. Houston (2018)

Had 4 TD receptions
Derek Dorris, 4, at Kansas (2000)

Had 3 TD receptions
Caleb Douglas, 3, vs. Baylor (2024)

Tight end caught 2 TDs
Jalin Conyers, vs. Colorado (11/9/2024)

Had 100-yard rusher & 100-yard receiver
vs. Colorado (2024)
Tahj Brooks (137 RUSH), Josh Kelly (106 REC)

Had 300-yd passer, 100-yd rusher & 100-yd receiver
vs. Abilene Christian (2024)
Behren Morton (378 PASS), Tahj Brooks (153 RUSH)
Josh Kelly (156 REC)

A TEXAS TECH INDIVIDUAL ...

Recorded a 20+ tackle game
Lawrence Flugence, 23, at #12 Ohio State (2002)

Recorded a 15+ tackle game
Jacob Rodriguez, 17, vs. Colorado (2024)

Recorded 5.0 TFLs
Dorian Pitts, 5, vs. Oklahoma State (2000)

Recorded 4.0 Sacks
Jordyn Brooks, 4.0, vs. #21 Oklahoma State (2019)

Recorded 5 pass breakups
Rayshad Williams, 5, at #7 Oklahoma State (2022)

Forced 2 fumbles, game
Steve Linton, 2, at Baylor (2023)

Returned a fumble for a touchdown
vs. West Virginia (2020), Zech McPhearson, 56 yards

Intercepted 3 passes
Darcel McBath, 3, at #19 Kansas (2008)

Intercepted 2 passes
Dadrión Taylor-Demerson, 2, vs. TCU (2023)

Intercepted passes in back-to-back games
Chapman Lewis, at WSU (1), vs. UNT (1) (2024)

Intercepted pass by a Defensive Linemen
Quincy Ledet Jr., at Arizona (2024)

Returned an Interception for a touchdown
A.J. McCarty (2024), vs. Cincinnati, 51 yards

Kicked 4 field goals
Jonathan Garibay, 4-for-4, vs. Baylor (2020)

Kicked 50+ FG
Gino Garcia, 53 yds, vs. Colorado (2024)

Kicked 55+ FG
Gino Garcia, 55 yds, vs. TCU (2023)

Kicked 60+ FG
Jonathan Garibay, 62 yds (*record*) vs. Iowa State (2021)

Kicked 80+ punt
Austin McNamara, 87 yards, vs. West Virginia (2020)

Kicked 70-79 punt
Austin McNamara, 70 yards, vs. Oklahoma State (2021)

Returned a kick off for a TD
Drae McCray, 100 yds, vs. Houston (2023)

Returned punt for TD
Eric Morris (86 yds), at Nevada (2008)

Scored Defensive 2-point conversion
Ben Kirkpatrick, 84 yds, vs. #15 Oklahoma (1992)

Blocked a PAT
E'Maurion Banks, vs. Arizona State (2024)

Blocked a FG in a game
Myles Cole, at Iowa State (2022)

Blocked FG return for TD
Eli Howard (block)/Zech McPhearson (return), 90 yds, at #24 Iowa State (2020)

Faked a FG for a TD
Holder Jack Burgess pitch to kicker Reese Burkhardt, 4-yd rush, at TCU (2024)

Blocked a punt
Loic Fouonji vs. Houston (2023)

Returned/Recovered a blocked punt for TD
Loic Fouonji (7 yards) vs. Houston (2023)

Recovered a succesful onsides kick
Coy Eakin (kicked by Reese Burkhardt) at Washington State (2024)



POSTGAME NOTES | COLORADO

GAME
10

TEXAS TECH RED RAIDERS

6-4, 4-3 Big 12

27

VS

#20 COLORADO BUFFALOES

7-2, 5-1 Big 12

41



Nov. 9, 2024 | 3:05 p.m. CST | Jones AT&T Stadium | Lubbock, Texas | FOX

TEXAS TECH

Record	6-4 Overall; 4-3 Big 12
Streak	L1
Head Coach	Joey McGuire
Career Record	21-15 (3rd Season)
Record vs. Colorado	0-1
Today's attendance	60,229
Kickoff temperature	60 degrees
Length of Game	3:47

TODAY'S STARTERS

(Offense) - (LT) Dalton Merryman, (LG) Sterling Porcher, (C) Sheridan Wilson, (RG) Davion Carter, (RT) Caleb Rogers, (QB) Behren Morton, (RB) Tahj Brooks, (TE) Mason Tharp, (WR) Coy Eakin, (WR) Caleb Douglas, (WR) Josh Kelly

(Defense) - (DT) Trevon McAlpine, (DT) Quincy Ledet Jr., (OLB) Harvey Dyson III, (LB-WILL) Jacob Rodriguez, (LB-MIKE) Ben Roberts, (OLB) Charles Esters III, (STAR) A.J. McCarty, (CB) Bralyn Lux, (S) Chapman Lewis, (S) C.J. Baskerville, (CB) Maurion Horn

NOTING THE RED RAIDERS

OFFENSE

RB, Tahj Brooks (Sr.)

- Surpassed Byron Hanspard (1994-96) as Texas Tech's all-time leading rusher; with 137 rushing yards on Saturday, Brooks moved past Hanspard's 4,219 career yards, upping his total to 4,236 career rushing yards.
- Increased his season rushing total to 1,184 yards; it ranks as the 11th-most rushing yards recorded in a single season in program history, passing Doug McCutchan (1970, 1,068) and DeAndre Washington (2014, 1,103).
- Recorded his 21st career 100-yard game, matching Byron Hanspard's school record of 21 such games.
- His 21st 100-yard game places him tied for the fifth-most in Big 12 history alongside Deuce Vaughn, (21; KSU, 2020-22) while trailing Adrian Peterson, (22; OU, 2004-06), Cedric Benson (24; UT, 2001-04), Darren Sproles (24; KSU, 2001-04) and Ricky Williams (25; UT, 1996-98).
- By rushing for 95-plus yards, it marks his 20th-straight game, setting the most consecutive games with at least 95 rushing yards by all FBS players dating back to 1996, eclipsing Minnesota's Mohamed Ibrahim (2020-22) streak of 19 games.
- Kept pace with Boise State's Ashton Jeanty as one of the only two FBS players to record a 100-yard game in each game this season.
- Now ranks No. 5 in Big 12 history for career rushing yards, surpassed Kendall Hunter (Oklahoma State, 2007-10) and Shock Linwood (Baylor, 2013-16).

WR, Josh Kelly (Sr.)

- Finished with eight receptions and 106 yards; he surpassed 3,000 career receiving yards on Saturday.
- Registered his 11th career 100-yard game and fourth as a Red Raider.
- His 76 receptions after 10 games is the most by a Red Raider since Antoine Wesley's 78 catches thru 10 games in 2018.

TE, Jalin Conyers (Sr.)

- Caught both of Behren Morton's touchdown passes. Finished with three receptions and 50 yards.
- While his two touchdown receptions were not a career-high, it was the first time a Red Raider tight end caught two touchdown passes in a game since Baylor Cupp caught a pair of TD passes versus Baylor on Oct. 7, 2023. Conyers' career-high was set while at Arizona State in a game versus Colorado in 2022.

DEFENSE

LB, Jacob Rodriguez (Jr.)

- Set career-high for tackles with 17.
- His 17 tackle performance was the first 15-plus tackle game by a Red Raider since 2022 when Krishon Merriweather's 17 versus Oklahoma State.
- Has 1.5 TFLs; he's had 4.0 TFLs over the last two games and upped his season total to 8.5.
- Recorded 1.0 sacks; it was one of three total team sacks posted by the Red Raiders.

SPECIAL TEAMS

K, Gino Garcia (Sr.)

- Extended his school-record consecutive made field goals streak to 16 in the first half by connecting on his first two field goal attempts (53-yds & 39-yds). His streak was snapped at 16 after missing his third attempt of the first half - a 53-yard attempt as time expired in the second quarter.
- Connected on the first 50-plus yard field goal by a Red Raider since his own 51-yard field goal last season against UCF.

GETTING STARTED

- Today's weather at kickoff: 60 degrees, 16 mph winds from the west southwest and sunny skies.
- Colorado won the coin toss and chose to defer to the second half. Texas Tech started the first half with the ball.
- Texas Tech debuted its "Mahomes Strategy uniform" which was a grey helmet with a grey jersey and grey pants.
- Today's game captains were De'Braylon Carroll, Behren Morton, Jacob Rodriguez and Mason Tharp.

TODAY'S LOSS ...

- Drops the Red Raiders record to 6-4.
→ Texas Tech has recorded six wins after 10 games four other times over the previous 15 seasons (2009-23) after its historic 10-0 start in 2008. The Red Raiders previously had six wins after 10 games in 2009 (6-4), 2012 (7-3), 2013 (7-3) and 2021 (6-4).
- Drops the Red Raiders record to 4-3 in Big 12 play.
→ Texas Tech started 4-3 in league play in 2023 under McGuire; prior to 2023 the last time the Red Raiders started 4-3 in Big 12 play was in 2013.
- Is just the fifth loss at Jones AT&T Stadium in the Joey McGuire era (14-5) and the first time in his career suffering back-to-back home losses (lost to Baylor, Oct. 19).
→ The Red Raiders dropped back-to-back home games for the first time since 2021 (lost to TCU, Oct. 9; lost to K-State, Oct. 23).
- Drops the Red Raiders record to 4-6 when facing Top 25 opponents under McGuire.
- Gives Colorado the edge in the all-time series, 6-5, after its 11th all-time meeting versus the Red Raiders after today's 11th meeting in the series.
→ Today was the first meeting against Colorado since Oct. 23, 2010, a 27-24 win for the Red Raiders in Boulder.

TEAM NOTES

- Texas Tech trailed the turnover margin with three giveaways versus zero takeaways.
→ It matched the Red Raiders' loss versus Washington State for largest turnover margin differential of minus-3.
→ In the Red Raiders' four losses this season against Washington State (-3), Baylor (-2), TCU (+1) and Colorado (-3), they are minus-7 in the turnover margin versus the Red Raiders' six wins against Abilene Christian (+1), North Texas (+2), Arizona State (+1), Cincinnati (+1), Arizona (+1) and Iowa State (even), having a turnover margin of plus-6.
→ It was the second time this season Tech did not force a turnover; TTU did not force a turnover versus Baylor (10/19).
- Texas Tech dropped its first game of the 2024 season when scoring first.
→ The Red Raiders were previously 6-0 this season when scoring first.
→ In the McGuire era, the Red Raiders drop to 16-5 when scoring first.
- Texas Tech entered Saturday's game against Colorado with an FBS-best five games this season, having both a 100-yard rusher and a 100-yard receiver. The Red Raiders increased that mark to six games as Tahj Brooks (137) hit the century mark as did Josh Kelly (106).
- The Red Raiders held the Buffaloes to 60 yards rushing - it was the fewest rushing yards allowed by a Red Raider defense this season and the fewest rushing yards allowed by a Red Raider defense overall since Baylor was limited to just 17 in 2023.
- Texas Tech allowed Colorado to record seven sacks. It was the most sacks allowed by a Texas Tech offense since Nov. 20, 2021, when Oklahoma State tallied 13 sacks in a 23-0 win at Jones AT&T Stadium.
- Tallied the second-most kick return yards in a game this season with 157 behind the efforts of J'Koby Williams' 103 yards. It trailed the 200-yard kick return game versus Abilene Christian spearheaded by Drae McCray's 100-yard kick return for a TD.

MEDIA INFORMATION



MATT DOWDY
Assistant A.D.
806-928-5190
matthew.dowdy@ttu.edu



MATT BURKHOLDER
Director
559-862-3771
matt.burkholder@ttu.edu



CHRIS DUARTE
Associate Director
954-937-3254
chris.duarte@ttu.edu

TEXAS TECH ATHLETICS COMMUNICATIONS
East Stadium Building, Jones AT&T Stadium (Third Floor)
Office: (806) 742-2770 • Fax: (806) 742-1970
2508 6th Street • Lubbock, TX 79409
www.TexasTech.com/Media



CREDENTIAL REQUESTS

Please direct all credential requests to the online credential portal located at www.sportssystem.com/TexasTech. Confirmation of your request will be made upon review by Matt Dowdy. Credentials are limited to members of the working media who are assigned to cover Texas Tech Football. Credentials must be requested online by 5 p.m. Tuesday each week. All requests will be held for pickup until 5 p.m. Friday at the Athletics Communications office (third floor of Whitacre Athletic Center, East Stadium Building). Credentials not picked up by 5 p.m. Friday will be available at Media Will Call located on the northwest side of Jones AT&T Stadium.

WEEKLY MEDIA LUNCHEON

During the season, Texas Tech head coach Joey McGuire will host a weekly media luncheon inside the South End Zone, on the field club level. The event will be held each Monday during the regular season, excluding the bye week. McGuire will be joined each week by defensive coordinator Tim DeRuyter and offensive coordinator Zach Kittley. Lunch will be served at 11:30 a.m. each Monday followed by a 12:30 p.m. press conference.

WEEKLY AVAILABILITY SCHEDULE

In addition to the Monday press conference, select student-athletes will be available prior to practices each Tuesday inside the Sports Performance Center. Associate Coach Kenny Perry will speak first each Tuesday, followed by select players. All specific student-athlete requests should be submitted by 10 a.m. Monday each week during the season.

INTERVIEW REQUESTS

Please direct all interview requests for head coach Joey McGuire to Matt Dowdy; members of the Texas Tech coaching staff and student-athletes to Matt Dowdy or Matt Burkholder. Contacting student-athletes or coaches directly through text message or social media is strictly prohibited and could result in loss of credentials.

USE OF TEXAS TECH PHOTOGRAPHY

The use of Texas Tech photos is prohibited without prior approval from the athletics communications office. Texas Tech does not grant permission for use of its photos for social media content purposes. Texas Tech will provide courtesy headshots and action shots upon requests for editorial purposes.

VIDEO HIGHLIGHTS/NEWS CONFERENCE

Video from news conferences and games will be available to the media via YouTube. Broadcast quality video footage (game highlights, post-practice interviews, post-game interviews, etc) are available by request through the athletics communications office.

PHOTO REQUESTS

Please submit your requests to Chris Duarte.

COLLEGEPRESSBOX.COM

Collegepressbox is the official media website for Division I football. Access and download game notes, quotes, statistics, media guides, headshots, logos and more for all FBS schools, conferences, postseason games, awards and the College Football Playoff. For access, please register for an account at collegepressbox.com/register.

LIVE STREAMING

Live video streaming of any Texas Tech Athletics event, including news conferences, on ANY social media platform is strictly prohibited without prior approval from the athletics communications office.

USE OF AUDIO/VIDEO

Any media entity collecting any sort of "video or audio materials" (film, traditional video or audio, digital video or audio, photos, etc.) from Texas Tech University Athletics game events or press conference/media events may use that material only for traditional television newscasts, web-based or print coverage, or other electronic transmission as approved by the University in writing, with a limitation of up to three (3) minutes in length from any single event. Such media entity may not offer any live video, audio or other coverage of the event without the advance, written permission of Texas Tech University Athletics. This policy includes all games, matches and events involving any of Texas Tech's athletic programs. It includes all media events -- press conferences, pre/post-practice interviews and pre/post-game interviews. An exception would be a one-on one interview arranged through the Texas Tech Athletics Communications office with a Texas Tech, coach, athlete or administrator.

TEXAS TECH SPORTS NETWORK

The Texas Tech Sports Network from Learfield Sports will carry all the exciting action of Red Raider Football beginning with the season opener versus Abilene Christian and all the way through the bowl season. Brian Jensen (play-by-play) and John Harris (color analyst) return to the broadcast booth and will be joined on the sidelines by Chris Level (sidelines).

Fans outside the coverage area will once again be able to listen to Red Raider games live on the Internet through TexasTech+. By logging onto www.TexasTech.com, live play-by-play of Texas Tech Football is just a click away. The games also are carried on Sirius/XM Satellite Radio (channel varies).

All games will also be available on the Varsity Network App, available for download in your iTunes or Android store.

2024 RED RAIDER FOOTBALL AFFILIATES

CITY	STATION	FREQUENCY
Abilene/Haskell	KVRP-FM	97.1
Amarillo	KWVE-FM	102.9
Andrews	KACT-FM	105.5
Artesia, N.M.	KSVP-AM	990
Artesia, N.M.	KSVP-FM	93.7
Big Spring	KBST-FM	95.7
Big Spring	KBST-FM	103.9
Big Spring	KBST-AM	1490
Brownwood	KQBZ-FM	96.9
Dumas	KDDD-FM	95.3
Hereford	KPAN-FM	106.3
Hereford	KPAN-AM	860
Hobbs, N.M.	KEJL-AM	1110
Hobbs, N.M.	KEJL-FM	100.5
Lampasas	KCYL-AM	1450
Llano	KITY-FM	102.9
Lubbock	KJTV-FM	100.7
Lubbock	KJTV-AM	950
Lubbock	KTTU-FM	97.3
Lubbock	KXTQ-FM	106.5
Odessa-Midland	KNFM-FM	92.3
San Angelo	KNRX-FM	96.5
Seminole	KSEM-FM	106.3
Tyler	KTBB-FM	97.5
Waco	KWB2-HD2	94.5

SATELLITE RADIO

Sirius XM Radio	Ch. 974 (home call)
XM App	Ch. 384
Varsity App	Search "Texas Tech"



COVERING THE RED RAIDERS

18 MONDAY	19 TUESDAY	20 WEDNESDAY	21 THURSDAY	22 FRIDAY	23 SATURDAY	24 SUNDAY
MEDIA LUNCHEON 11:30 a.m. PRESS CONFERENCE 12:30 p.m.	MEDIA AVAILABILITY 12:00 p.m.	NO AVAILABILITY	NO AVAILABILITY	NO AVAILABILITY	TEXAS TECH AT OKLAHOMA STATE 2:30 p.m. CT Boone Pickens Stadium	NO AVAILABILITY

