



Texas Tech RED RAIDER FOOTBALL

41 BOWL APPEARANCES // 11 CONFERENCE CHAMPIONSHIPS // 602 ALL-TIME VICTORIES

GAME

9



TEXAS TECH RED RAIDERS

at

#11/10 IOWA STATE CYCLONES



5-3, 3-2 Big 12

7-0, 4-0 Big 12

Jack Trice Stadium (61,500) | Ames, Iowa | 2:30 p.m. CT | ESPN | Texas Tech Sports Network

2024 SCHEDULE/RESULTS

Overall: 5-3 | Big 12: 3-2 | H: 4-1 | A: 1-2 | N: 0-0

AUGUST • (1-0)

31 ABILENE CHRISTIAN W, 52-51 (OT) ESPN+

SEPTEMBER • (3-1)

7 at Washington State L, 16-37 FOX

14 NORTH TEXAS W, 66-21 FS1

21 ARIZONA STATE* W, 30-22 FS1

28 CINCINNATI* W, 44-41 ESPN2

OCTOBER • (1-2)

5 at Arizona* W, 28-22 FOX

19 BAYLOR* L, 35-59 ESPN2

26 at TCU* L, 34-35 FOX

NOVEMBER • (0-0)

2 at #10 Iowa State* 2:30 p.m. ESPN

9 COLORADO* TBD FOX/FS1

23 at Oklahoma State* TBD TBD

30 WEST VIRGINIA* TBD TBD

all times Central

TV: ESPN

- Play-by-Play: Dave Pasch
- Analyst: Dusty Dvoracek
- Sideline Reporter: Taylor McGregor



RADIO: TEXAS TECH SPORTS NETWORK

- Play-by-Play: Brian Jensen
- Analyst: John Harris
- Sideline Reporter: Chris Level
- SiriusXM (local): Channel 381
- SiriusXM (national): None
- Mobile App: Varsity Network (Texas Tech)



SOCIAL MEDIA: #WreckEm

- X: @TexasTechFB
- YouTube: TexasTechAthletics
- Instagram: @TexasTech_FB
- Facebook: TexasTechFootball
- Online: TexasTech.com / TahjTime.com

TEXAS TECH COACHING STAFF

SIDELINE

- **Joey McGuire**, Head Coach (Third Season)
- **Zach Kittley**, Offensive Coordinator/QBs (Third Season)
- **Kenny Perry**, Assoc. H.C./STs/RBs (Third Season)
- **C.J. Ah You**, Outside Linebackers (Third Season)
- **Josh Bookbinder**, Inside Linebackers (Third Season)
- **Zarnell Fitch**, Defensive Line (Third Season)
- **Justin Johnson**, Passing Coord./WRs (Second Season)
- **Clay McGuire**, Offensive Line (First Season)
- **Marcel Yates**, Passing Game Coord./DBs (Third Season)

PRESSBOX

- **Tim DeRuyter**, Defensive Coordinator (Third Season)
- **Josh Cochran**, Run Game Coord./Tight Ends (Third Season)

TEXAS TECH RED RAIDERS

Rankings	AP: NR	Coaches: NR
Last Game	Lost at TCU, 35-34	
Streak	Lost 2	
Head Coach	Joey McGuire	
Career Record	20-14 (3rd Season)	
Record at Texas Tech	Same	
Record vs. Iowa State	1-0	

IOWA STATE CYCLONES

Rankings	AP: 11	Coaches: 10
Last Game	Def. UCF, 38-35	
Streak	Won 7	
Head Coach	Matt Campbell	
Career Record	95-63 (13th Season)	
Record at Iowa State	60-48 (9th Season)	
Record vs. Texas Tech	5-2	

GAMEDAY STORYLINES



TEXAS TECH HEADS TO NO. 11/10 IOWA STATE

Texas Tech will look to knock off a top-10 opponent on the road for the first time since 2011 on Saturday when facing No. 11/10 Iowa State at Jack Trice Stadium in Ames. Kickoff is slated for 2:30 p.m. on ESPN. The Red Raiders, coming off back-to-back losses for the first time this season, can clinch bowl eligibility for the 42nd time in program history with a win. A victory would also mark Texas Tech's first on the road over an opponent ranked in the top 10 in either major poll since the Red Raiders shocked top-ranked Oklahoma early in the 2011 season.



BROOKS INCHING CLOSER TO 4,000 YARDS

Tahj Brooks will enter Saturday's game needing only 23 rushing yards to become just the third Red Raider and ninth Big 12 player in history to reach 4,000 career yards. Brooks, who is third in the country this season with 132.1 rushing yards per game, joins Boise State's Ashton Jeanty as the only rushers in the country to rush for at least 100 yards in every game this season (minimum of 7 games). His chase to snap Bryan Hanspard's career rushing total is now down to 242 rushing yards after carrying 30 times for 121 yards and a touchdown at TCU.



RED RAIDERS MOVE TO NOVEMBER

The month of November has been advantageous for the Red Raiders under Joey McGuire, who is a combined 6-2 in the month during his first two seasons. Texas Tech is 2-1 all-time in road games at Iowa State during the month of November as the Red Raiders won the last meeting in Ames amid frigid conditions in 2022. This weekend's matchup will place the Big 12 leaders in scoring offense and scoring defense against each other as the Red Raiders are averaging 38.1 points per game and will face an Iowa State defense that is giving up only 14.4 points.

RED RAIDERS BY THE NUMBERS

10

Texas Tech ranks tied for 16th in the FBS and third in the Big 12 with 10 interceptions this season, including nine in the last six games. The Red Raiders enter this weekend at plus-2 overall in the turnover margin.

19

If Tahj Brooks rushes for at least 95 yards at Iowa State, he will match Minnesota's Mohamed Ibrahim (2000-02) for the most consecutive games (19) with at least 95 rushing yards dating back to 1996.

118.3

Number of receiving yards Caleb Douglas has averaged in the past three games. He currently ranks fifth in the Big 12 for receiving yards (422) and receiving yards per game (84.4) against conference opponents.

SERIES HISTORY



IOWA STATE (13-8)	
Home: 8-3	Away: 5-5
Neutral: 0-0	OT: 0-0.
Big 12: 11-8 (Home: 6-3; Away: 5-5).	
Jones AT&T Stadium: 11 (8-3).	
Cyclone Stadium/Jack Trice Stadium: 9 (4-5).	
Games decided by 3 points or less: 2 (2-0).	
Games decided by 7 points or less: 5 (5-0).	
Most Points-TTU: 66 (66-31 win on Oct. 10, 2015).	
Most Points-ISU: 66 (66-10 loss on Nov. 19, 2016).	
Fewest Points-TTU: 7 (41-7 loss on Oct. 29, 2011).	
Fewest Points-ISU: 0 (52-0 win on Sept. 23, 1967).	
Largest Win: 52 (52-0 win on Sept. 23, 1967).	
Largest Loss: 56 (66-10 loss on Nov. 19, 2016).	
Win Streak: 4, twice (1967-2002 and 2012-15).	
Loss Streak: 5 (Nov. 19, 2016-Oct. 10, 2020).	
Most Attended: 59,260 on Oct. 29, 2011 in Lubbock, Texas.	
Last 10: 5-5	

SERIES HISTORY

Date	Loc.	W/L	TTU	ISU	Att.
Sept. 23, 1967	H	W	52	0	38,250
Sept. 14, 1974	H	W	24	3	38,442
*Sept. 26, 1998	A	W	31	24	33,810
*Nov. 6, 1999	H	W	28	16	41,691
*Oct. 12, 2002	A	L	17	31	51,842
*Oct. 11, 2003	H	W	52	21	49,627
*Oct. 21, 2006	A	W	42	26	44,112
*Oct. 6, 2007	H	W	42	17	46,558
*Oct. 2, 2010	A	L	38	52	43,162
*Oct. 29, 2011	H	L	7	41	59,260
*Sept. 29, 2012	A	W	24	13	54,149
*Oct. 12, 2013	H	W	42	35	57,367
*Nov. 22, 2014	A	W	34	31	50,877
*Oct. 10, 2015	H	W	66	31	53,891
*Nov. 19, 2016	A	L	10	66	50,787
*Oct. 21, 2017	H	L	13	31	57,045
*Oct. 27, 2018	A	L	31	40	57,908
*Oct. 19, 2019	H	L	24	34	52,315
*Oct. 10, 2020	A	L	15	31	13,502
*Nov. 13, 2021	H	W	41	38	47,158
*Nov. 19, 2022	A	W	14	10	52,676

KEY:
*Big 12 Conference game

SERIES NOTEBOOK

INSIDE THE IOWA STATE SERIES

- This will be the 22nd all-time meeting between Texas Tech and Iowa State as the Red Raiders are 13-8 after the Red Raiders have won each of the last two meetings. The majority of the series has come during the Big 12 era as the Red Raiders are 11-8 against the Cyclones as Big 12 members. The two schools met twice before the formation of the Big 12 Conference in 1996 as Texas Tech routed Iowa State, 52-0, in 1967 and then added a 24-3 victory in 1974.
- Texas Tech will be making back-to-back trips to Ames for the first time in the series as the Red Raiders are 5-5 all-time as the road team. The Red Raiders topped Iowa State, 14-10, in their last visit to Ames in 2022, which snapped a three-game road losing streak to the Cyclones.
- Texas Tech has won each of the past two meetings as the Red Raiders previously topped Iowa State, 41-38, in 2021 and then 14-10 in a defensive slugfest in 2022. Both victories clinched bowl eligibility for the Red Raiders, who will be looking for their sixth win once again this weekend.
- The 2021 victory remains one of the most memorable wins for Texas Tech in recent memory as Jonathan Garibay connected on a 62-yard field goal as time expired. It marked the longest field goal in Texas Tech history and the longest all-time by an FBS kicker to win a game with less than a minute remaining. The victory snapped a five-game losing streak to the Cyclones, which was previously Texas Tech's longest all-time in the series.
- Of the 19 previous meetings between the two schools, only five have been determined by one possession or less as the Red Raiders are a perfect 5-0 in those games with wins in 1998, 2013, 2014, 2021 and 2022. Prior to the last two games in the series in 2021-22, each of the previous six contests had been decided by nine points or more.
- This will mark the third time in the history of the series that the Red Raiders will face a ranked Iowa State program. The Cyclones are 2-0 as a top-25 team against the Red Raiders as Iowa State was No. 11 in the polls in their 2002 victory and then No. 24 when Texas Tech visited in 2020. Iowa State won both games by double digits.
- The 2021 victory marked the seventh time Texas Tech has scored at least 40 points in its series with the Cyclones.

STATISTICAL MATCHUP: TEXAS TECH vs. IOWA STATE

CATEGORY	TECH	FBS	BIG 12	ISU	FBS	BIG 12
Scoring Offense	38.1	16th	1st	31.7	43rd	6th
Total Offense	457.0	18th	1st	437.6	31st	4th
Rushing Offense	168.9	55th	9th	186.0	37th	6th
Passing Offense	288.1	19th	3rd	251.6	49th	7th
Scoring Defense	36.0	122nd	16th	14.4	9th	1st
Total Defense	465.9	126th	15th	304.0	18th	2nd
Rushing Defense	157.6	83rd	11th	170.3	99th	15th
Passing Defense	308.3	133rd	16th	133.7	2nd	1st
3rd Down Conversion Percentage	.457	25th	3rd	.454	28th	4th
3rd Down Conversion Percentage Defense	.394	75th	7th	.402	82nd	9th
4th Down Conversion Percentage	.556	56th	9th	.889	2nd	1st
4th Down Conversion Percentage Defense	.556	77th	9th	.556	77th	9th
Red Zone Defense	.861	80th	10th	.833	64th	8th
Red Zone Offense	.949	8th	2nd	.875	50th	8th
QB Sacks Per Game	1.13	127th	16th	1.29	119th	15th
Tackles for Loss	4.6	104th	15th	5.6	75th	8th
Time of Possession	30:58	44th	6th	32:38	11th	2nd
Net Punting	36.3	112th	15th	38.4	80th	10th
Punt Returns	3.63	123rd	15th	16.9	11th	2nd
Kickoff Returns	20.4	61st	8th	17.8	102nd	13th
Fewest Penalty Yards Per Game	60.6	92nd	12th	25.1	1st	1st
Turnover Margin	+2	52nd	6th	+9	7th	1st

The Red Raiders are averaging 37.8 points in wins over the Cyclones and just 19.4 points in losses. In fact, Texas Tech is 9-2 all-time against the Cyclones when scoring at least 30 points over the course of the series.

IT'LL BE MUCH WARMER THIS TIME

- Temperatures in Ames on Saturday are forecasted in the upper 50s with a chance of rain as of Sunday afternoon. That's still much warmer than what the Red Raiders experienced in their last visit to Ames where temperatures were at 22 degrees at kickoff with a wind chill of 14 degrees. It marked the coldest game at kickoff for the Red Raiders since their 1992 home game against Houston where temperatures for that game were at 32 degrees with the wind chill at 5 degrees due to high winds and snow. The 2022 game at Iowa State reached single digits for wind chill later in the game.

TEXAS TECH-IOWA STATE CONNECTIONS

- Texas Tech has one Iowa native on its roster in redshirt freshman defensive back Miles Thompson, who is a Cedar Rapids native, which is roughly 110 miles from the Iowa State campus.

IOWA STATE CAREER NOTABLES

- Only 12 Red Raiders are remaining on the roster who played in Texas Tech's last visit to Ames, a list that includes the likes of regular starters such as Tahj Brooks, Caleb Rogers, Jacob Rodriguez, Isaac Smith and Coy Eakin. The remainder of the list features Joseph Adedire and Cam'Ron Valdez - both out with season-ending injuries - as well as Jackson Knotts, Joseph Plunk, Wesley Smith, Drew Hocutt and Jordan Brown.
- Tahj Brooks only has 18 combined carries in his three career games against the Cyclones as he rushed nine times for 80 yards and a touchdown in the 2021 victory and then another nine times for 45 yards in 2022. He scored the opening touchdown in the 2021 win as he went 14 yards into the end zone to close Texas Tech's opening drive. Brooks played in the 2020 game at Ames but did not receive a carry in the loss.
- A.J. McCarty set a career-high with nine tackles at Iowa State in 2022 while a member of the Baylor football program. This will be McCarty's third time facing the Cyclones as he also had one tackle with Baylor in 2021.



- Behren Morton has never faced Iowa State in his career as the junior was injured in the weeks prior to the 2022 contest. He redshirted the 2021 season, meanwhile, playing in only two games that year.
- The Iowa State game in 2022 kicked off a strong end to the season for outside linebacker Isaac Smith, who finished with three tackles against the Cyclones. Smith earned his first career start the next week at home versus Oklahoma, finishing with 11 of his 14 tackles on the season over the final three-game stretch against Iowa State, the Sooners and Ole Miss in the TaxAct Texas Bowl.

RED RAIDER NOTEBOOK

NOVEMBER TRIPS NORTH RARE FOR TECH

- Saturday's game in Ames will mark only the 12th time in program history that the Red Raiders have played a game north of the state of Oklahoma during the month of November. Traditionally, Texas Tech has played games against in-state rivals with additional trips to the states of Oklahoma and Arkansas (Southwest Conference era) during the final month of the regular season.
- Texas Tech is 5-6 all-time in games played north of Oklahoma during November with wins in each of their last three occurrences at West Virginia in 2019, Iowa State in 2022 and Kansas last season. Texas Tech is 2-1 all-time in November road games in Ames with victories in 2014 and 2022 and its lone loss in 2016.
- This will be the ninth time as a Big 12 member that the Red Raiders have played north of Oklahoma during the month of November. Prior to joining the league in 1996, the Red Raiders had not gone north this late in the season since a 1962 loss at Boston College. Texas Tech also played at Wake Forest, winning in commanding fashion, 35-6, in 1941 before falling at Creighton, 13-6, a year later.

RED RAIDERS NORTH OF OKLAHOMA IN NOVEMBER

Year	Opponent	Result
2023	at No. 16 Kansas	W, 16-13
2022	at Iowa State	W, 14-10
2019	at West Virginia	W, 38-17
2018	at Kansas State	L, 6-21
2016	at Iowa State	L, 10-66
2015	at West Virginia	L, 26-31
2014	at Iowa State	W, 34-31
2011	at Missouri	L, 27-31
1962	at Boston College	L, 13-42
1942	at Creighton	L, 6-13
1941	at Wake Forest	W, 35-6

RED RAIDERS AGAINST RANKED OPPONENTS

- Texas Tech will be facing a top-25 foe for the first time this season on Saturday as Iowa State enters this week ranked as high as No. 10 in the polls. The Red Raiders are 3-6 against ranked opponents under Joey McGuire, which includes a 1-5 mark in road games. Texas Tech's lone road win came at No. 16 Kansas a year ago as the Red Raiders used a strong defensive performance for a 16-13 victory. Texas Tech is 0-3 against top-10 teams thus far under McGuire.
- The Kansas victory was Texas Tech's first road win over a ranked opponent since the Red Raiders topped No. 15 Oklahoma State, 41-17, in Stillwater to open Big 12 play in 2018. It was the eighth-ranked road victory for Tech during the Big 12 era and their second all-time over Kansas.
- Texas Tech will be searching this week for its first victory over a top-10 team on the road since shocking No. 1 Oklahoma, 41-38, midway through the 2011 season. The Red Raiders have not topped a top-10 opponent at home or on the road since routing No. 4 West Virginia, 49-14, in 2012.

- The Red Raiders will likely face a top-25 opponent in consecutive games starting with the Cyclones as Texas Tech will host Colorado the following week. The Buffaloes entered the Associated Press poll at No. 23 this week heading into an open date on their schedule.
- Texas Tech has one other previous opponent in the rankings this week in Washington State, which is at No. 22 in both polls. The Cougars were unranked when the Red Raiders traveled to Pullman on Sept. 7 but are 7-1 this season with their lone loss coming to a fellow-ranked Boise State program.

RED RAIDERS TOP-25 ROAD VICTORIES SINCE 1996

Year	Opponent	Result
2023	at #16 Kansas	W, 16-13
2018	at #15 Oklahoma State	W, 41-17
2012	at #21 TCU	W, 56-63 (3OT)
2011	at #1 Oklahoma	W, 41-38
2009	at #15 Nebraska	W, 31-10
2008	at #19 Kansas	W, 63-21
2002	at #23 Texas A&M	W, 48-47 (OT)
1997	at #24 Oklahoma State	W, 27-3

NOVEMBER GOOD TO TECH UNDER MCGUIRE

- Joey McGuire is 6-2 during his tenure during the month of November, which is the highest winning percentage for a Texas Tech head coach through two seasons for any regular-season games in November or December since Steve Sloan was 7-2 at the same point of his tenure in 1976. The only two other head coaches with higher winning percentages than McGuire at this point are E.Y. Freeland (1925-26) and Dell Morgan (1941-50), who both had ties on their records.
- Texas Tech finished 3-1 during the month of November for the second-consecutive season under Joey McGuire a year ago as the Red Raiders rolled off three-straight wins to start the month against TCU, Kansas and UCF. In his two short seasons, McGuire is now 6-2 in games played in November, a drastic improvement for a Texas Tech program that was a combined 10-31 (.244) during the month over the previous 11 seasons.
- Texas Tech's loss to Texas in the regular-season finale snapped a six-game winning streak in the month of November, its longest such run since the Red Raiders were on the right side of the scoreboard over seven straight games from 1992 through the 1994 season.
- Texas Tech's 6-2 record in November the past two seasons leads the Big 12 among programs who have been in the conference each of those two years.

TECH HEAD COACHES IN NOVEMBER (FIRST 2 SEASONS)

Name	Years	Record
E.Y. Freeland	1925-26	6-1-1 (.813)
Dell Morgan	1941-42	6-1-1 (.813)
Steve Sloan	1975-76	7-2 (.778)*
Joey McGuire	2022-23	6-2 (.750)
Spike Dykes	1987-88	3-2-1 (.583)*
DeWitt Weaver	1951-52	5-4-1 (.550)*

* includes regular-season game played in December

BIG 12 PROGRAMS IN NOVEMBER PAST TWO SEASONS

School	Record
Texas Tech	6-2
Kansas State	5-3
TCU	5-3
West Virginia	5-3
Oklahoma State	4-4
Kansas	3-5
Iowa State	3-5
Baylor	1-7

Note: Only includes Big 12 members for both 2022-23.

THE LAST MEETING



TEXAS TECH 14, IOWA STATE 10

Date: Nov. 19, 2022

Location: Ames, Iowa | Attendance: 52,676

AMES, IOWA (AP) - Tyler Shough put together two long scoring drives and Texas Tech defeated Iowa State 14-10.

Shough gave the Red Raiders (6-5, 4-4 Big 12) the lead on a 4-yard touchdown pass to Baylor Cupp with 6:10 remaining in the game, capping a 13-play, 77-yard drive. Shough finished 15-of-21 passing for 141 yards.

At one point, Iowa State (4-7, 1-7) had gained more than twice as many yards as Tech (338 to 151), but the Cyclones failed to reach the end zone, thanks to a pair of third-quarter goal-line stands by the Red Raider defense. The Cyclones ran five plays from the 2-yard line or closer without scoring a touchdown. They finally broke through when Hunter Dekkers found Easton Dean open down the sideline for a 24-yard touchdown. Dean leaped over a defender on his way to giving Iowa State a 10-7 lead with 11:18 left to play.

Texas Tech drove 96 yards in 14 plays for the lone touchdown of the first half. Donovan Smith capped it with a 1-yard run, giving the Red Raiders a 7-0 lead. Drake Nettles kicked a 36-yard field goal to get Iowa State within 7-3 at halftime. Nettles missed an earlier attempt and had another blocked as time expired in the second quarter.

RUSHING: Texas Tech-Brooks, Tahj 9-45; Thompson, SaRodoric 7-35; Shough, Tyler 14-33; White, Xavier 1-5; Valdez, Cam/Ron 3-3; Smith, Donovan 2-2; TEAM 2-minus 18. Iowa State-Norton, Carteio 19-59; Dekkers, Hunter 10-29; Sanders, Eli 12-24; Noel, Jaylin 1-15; Silas, Deon 1-1.

PASSING: Texas Tech-Shough, Tyler 15-21-0-141. Iowa State-Dekkers, Hunter 23-35-0-294; Hutchinson, Xavi 0-1-0-0.

RECEIVING: Texas Tech-Bradley, Jerand 4-26; Price, Myles 3-42; Martinez, Nehemiah 3-33; White, Xavier 2-26; Brooks, Tahj 1-7; Cupp, Baylor 1-4; Teeter, Henry 1-3. Iowa State-Hutchinson, Xavi 8-101; Noel, Jaylin 4-46; Hanika, DeShawn 3-42; Sanders, Eli 2-25; Norton, Carteio 2-11; Stanley, Dimitri 1-37; Dean, Easton 1-24; Silas, Deon 1-6; Rus, Jared 1-2.

TEAM STATISTICS

	TTU	ISU
FIRST DOWNS	14	22
RUSHES-NET YARDS	38-105	43-128
PASSING YDS	141	294
Passes Comp-Att-Int	15-21-0	23-36-0
TOTAL OFFENSE PLAYS-YARDS	59-246	79-422
Fumble Returns-Yards	0-0	1-19
Punt Returns-Yards	1-4	0-0
Kickoff Returns-Yards	3-58	2-27
Interception Returns-Yards	0-0	0-0
Punts (Number-Avg)	7-39.0	5-38.4
Fumbles-Lost	3-1	1-0
Penalties-Yards	1-8	6-40
Possession Time	23:55	36:05
Third-Down Conversions	3 of 13	9 of 19
Fourth-Down Conversions	1 of 1	1 of 3
Red-Zone Scores-Chances	2-2	1-5
Sacks By: Number-Yards	2-14	3-20

SERIES SUPERLATIVES

300-YARD PASSING GAMES

Name	Date	C-A	Yards	TDs
B.J. Symons	Oct. 11, 2003	45-65	487	3
Patrick Mahomes II	Oct. 10, 2015	33-46	428	5
Graham Harrell	Oct. 6, 2007	36-43	425	4
Davis Webb	Oct. 12, 2013	35-56	415	3
Taylor Potts	Oct. 2, 2010	42-62	377	5
Graham Harrell	Oct. 21, 2006	31-40	368	6
Seth Doege	Sept. 29, 2012	30-46	331	3
Patrick Mahomes II	Nov. 22, 2014	23-35	328	4
Donovan Smith	Nov. 13, 2021	25-32	322	3
Alan Bowman	Oct. 27, 2018	32-56	323	1

100-YARD RUSHING GAMES

Name	Date	Att.	Yards	TDs
DeAndre Washington	Nov. 22, 2014	20	186	1
Shaud Williams	Nov. 6, 1999	21	148	2
Larry Isaac	Sept. 14, 1974	19	126	2
Taurean Henderson	Oct. 11, 2003	13	113	1
Ricky Williams	Sept. 26, 1998	29	105	2
Justin Stockton	Oct. 10, 2015	7	101	1

100-YARD RECEIVING GAMES

Name	Date	Rec.	Yards	TDs
Myles Price	Nov. 13, 2021	9	175	1
Jakeem Grant	Oct. 10, 2015	9	166	2
Donnie Hart	Sept. 26, 1998	5	163	1
Michael Crabtree	Oct. 6, 2007	10	154	3
Jace Amaro	Oct. 12, 2013	9	143	0
Lyle Leong	Oct. 2, 2010	9	125	3
Eric Ward	Sept. 29, 2012	9	122	1
Antoine Wesley	Oct. 27, 2018	8	119	1
Carlos Francis	Oct. 11, 2003	7	118	1
Keke Coutee	Nov. 19, 2016	8	115	1

ADDITIONAL SUPERLATIVES

Completions	45, B.J. Symons (2003)
Passing Attempts	65, B.J. Symons (2003)
Touchdown Passes:	6, Graham Harrell (2006)
Rushing Attempts:	29, Ricky Williams (1998)
Rushing Touchdowns:	2, Larry Isaac (1974)
	2, Ricky Williams (1998)
	2, Shaud Williams (1999)
	2, SaRodrick Thompson (2019)
Receptions:	11, Taurean Henderson (2002)
	11, R.J. Turner (2019)
Receiving Touchdowns:	3, Joel Filani (2006)
	3, Michael Crabtree (2007)
	3, Lyle Leong (2010)
Total Touchdowns:	3, Joel Filani (2006)
	3, Michael Crabtree (2007)
	3, Lyle Leong (2010)

Note: Official statistics for the 1967 victory over Iowa State were not available.

WHAT A WIN WOULD MEAN SATURDAY...

- A victory over Iowa State would push the Red Raiders to a bowl appearance for a fourth-consecutive season and the 42nd time in program history. Texas Tech leads all Big 12 programs with 41 bowl appearances in its history.
- The loss to Baylor halted a 3-0 start to Big 12 play for the Red Raiders, who had not previously opened their league slate with three consecutive wins since 2013. It was the fifth time in program history for Texas Tech to start 3-0 overall as a Big 12 member as the Red Raiders also did so in 2008, 2005 and 1998. Texas Tech has reached a bowl game in each of its previous four occurrences with a 3-0 conference start.
- A victory over TCU would also push the Red Raiders to 6-3 on the season, marking the first time Texas Tech won six of its first eight games since that same 2013 season. The Red Raiders started a perfect 7-0 that season before ending the regular season with five consecutive losses.

TEXAS TECH 3-0 STARTS ALL-TIME IN BIG 12 PLAY

Year	Big 12 Start	Wins	Final Record
2013	4-0	TCU, KU, ISU, WVU	8-5
2008	6-0	KSU, NEB, A&M, KU, UT, OSU	11-2
2024	3-0	ASU, CINCY, ARIZ	--
2005	3-0	KU, NEB, KSU	9-3
1998	3-0	ISU, BU, OSU	7-5

LIGHTING UP THE SCOREBOARD

- Texas Tech enters this weekend as the Big 12 leader in scoring offense as the Red Raiders are averaging 38.1 points per game through eight games. That average ranks 16th in the FBS and is on pace to be Texas Tech's most productive scoring season since Patrick Mahomes II's final year directing the Red Raider offense in 2016. In fact, Texas Tech is currently on pace for its ninth-highest points-per-game average since 1950.

TOP SINGLE-SEASON SCORING AVERAGES SINCE 1950

Year	Games	Points	PPG
2016	12	524	43.7
2015	13	586	45.1
2008	13	569	43.8
2003	13	552	42.5
2007	13	532	40.9
2005	12	473	39.4
1953	11	428	38.9
2002	14	537	38.4
2024	7	271	38.1
2012	13	487	37.5

HOME SWEET HOME UNDER MCGUIRE

- Each time the Red Raiders practice inside Jones AT&T Stadium under Joey McGuire, the video boards now on both ends of the field read simply "Protect Jones AT&T." Texas Tech has been effective in front of its home fans under McGuire as, despite the Baylor loss, the Red Raiders are still 14-4 at home in his two-plus seasons, including a 4-1 mark this year.
- McGuire's 14-4 start (.778) in home games thus far matches the most wins through 18 games all-time among Texas Tech head coaches alongside Spike Dykes (1986-99). McGuire and Dykes, both 14-4 early in their tenures at home, trail only E.Y. Freeland by winning percentage as Texas Tech's first-ever head coach was 13-2-3 early in his tenure.
- The loss to Baylor snapped a six-game home winning streak dating back to the end of the 2023 season, which was the longest since the Red Raiders won a school record 12 consecutive games inside Jones AT&T Stadium over the course of the 2007-09 seasons.
- The Baylor game concluded a seven-game stretch to start the season where it played five games at home. It was only the fourth time in the Big 12 era for the Red Raiders to start a

season with five of their first seven games at home as Texas Tech also did so in 2000, 2005 and 2016.

- In its history, Texas Tech has hosted seven or more home games 13 times previously with the most recent being in 2022. The Red Raiders are scheduled to host seven home games in three of the next four seasons as part of its new non-conference scheduling model to prioritize home agreements.

HEAD COACHING RECORDS THROUGH 18 HOME GAMES

Name (Years)	Record	Game No. 19 Result
E.Y. Freeland (1925-28)	13-2-3	L, WT Teachers
Joey McGuire (2022-)	14-4	--
Spike Dykes (1986-99)	14-4	L, vs. No. 18 Houston
Steve Sloan (1975-77)^	13-4	--
Pete Cawthon (1930-40)	13-5	L, vs. SMU
Mike Leach (2000-09)	13-5	W, vs. Oklahoma State
DeWitt Weaver (1951-60)	12-5-1	W, vs. Texas Western
Jim Carlen (1970-74)	11-7	W, vs. New Mexico
Dell Morgan (1941-50)	10-7-1	L, vs. Texas A&M

^{*} designates coaches who did not coach in 18 home games.

THE HOTTEST TICKET IN TOWN

- Texas Tech sold out of season tickets for the second-consecutive season in early May as Red Raider fans purchased more than 32,000 season passes for the 2024 campaign. Texas Tech has also sold out of its entire premium seating inventory in all areas of Jones AT&T Stadium, including the new south end zone addition.
- Over his three seasons as head coach, Texas Tech has added more than 13,000 season tickets since McGuire's hiring in November 2021. Texas Tech previously sold 28,000 season tickets for McGuire's debut season in 2022, which, like this year's total, ranks among the top-10 highest season ticket counts in program history.
- Texas Tech had a capacity crowd of 60,229 fans on hand three times already this season against Abilene Christian, Cincinnati and Baylor. Texas Tech already has another sellout on the docket as its Nov. 9 date versus Colorado reached sold-out status weeks ago.
- Texas Tech is averaging 59,469 fans through its first five home games of the season, which ranks 29th nationally and second in the Big 12 Conference behind only BYU.

TEXAS TECH HOME TICKET STATUS FOR 2024

Date	Opponent	Ticket Status
Aug. 31	Abilene Christian	Sold Out (60,229)
Sept. 14	North Texas	57,865
Sept. 21	Arizona State	58,795
Sept. 28	Cincinnati	Sold Out (60,229)
Oct. 19	Baylor	Sold Out (60,229)
Nov. 9	Colorado	Sold Out
Nov. 30	West Virginia	Still Available

^{*} indicates an advanced sellout

BALANCE ON DISPLAY OFFENSIVELY

- Heading into the season, Joey McGuire and offensive coordinator Zach Kittley raved about the upgrade in offensive skill, which would allow the Red Raiders to be more balanced and not rely solely on the legs of Tahj Brooks. In its five wins this season, Texas Tech is near 50-50 in its run/pass selections with 173 combined rushing attempts to 178 passes. The Red Raiders attempted more rushes than passes in two of those wins against North Texas and Cincinnati and had an equal 50-50 split with 29 rushes and 29 passes at Arizona.
- Since the start of the 2000 season, Texas Tech has been among the most active teams in the country for passing attempts. Needless to say, there haven't been many opportunities where the Red Raiders have finished with more rushing attempts than passes. It has happened 14 times





THE UNOFFICIAL HOME OF THE THSCA

Since his hire as Texas Tech's head coach, **Joey McGuire** has made it a point to brand the Red Raiders the "unofficial home of the Texas High School Coaches Association." Already a Hall of Famer, himself, McGuire has hired a charter staff filled with experience at both the collegiate and high school levels with four assistant coaches who have previous ties to the THSCA as well as a slew of support staff members.

TEXAS TECH FOOTBALL STAFF WITH THSCA TIES

Name	THSCA Position
Joey McGuire	Cedar Hill Head Coach (2003-16)
Kenny Perry	Arlington Bowie (2006-12)/Halton City (2004-05)/Sam Houston (2000-03)
Josh Cochran	Lindale Asst. Coach (2015)
Justin "Juice" Johnson	Plano West Asst. Coach (2013) / Berkner Asst. Coach (2015)
Zarnell Fitch	Lincoln Head Coach (2013) / Asst. Coach (2011-12)
Jah'Shawn Johnson (Defensive GA)	Ennis Asst. Coach (2020-21)
Brian Nance (Dir. of Scouting)	Temple Asst. Coach (2018)
Dave Martin (Dir. of Player Development)	Cedar Hill Asst. Coach (1999-03)

Texas Tech also has three current student-athletes on its roster whose fathers are prominent high school coaches in the state in Allen's Lee Wiginton, the father of junior wide receiver Haydon Wiginton, Amarillo Tascosa's Ken Plunk, the father of senior defensive back Joseph Plunk and Eastland's James Morton, the father of junior quarterback Behren Morton. Lee Wiginton is the past president of the THSCA.

already in McGuire's tenure as the Red Raiders are a combined 11-3 in those games, including a 2-1 mark this season.

■ Texas Tech, even with the loss of Tahj Brooks for the Washington State game, is still averaging 168.9 rushing yards per contest to complement its efforts through the air where the Red Raiders are 19th nationally and third in the Big 12 with 288.1 passing yards per game. That rushing average is roughly six yards higher than Texas Tech's mark a year ago, while the Red Raiders have steadily improved on their 224.0 passing yards per game average from 2023. Texas Tech enters this weekend ranked 18th nationally, averaging an impressive 459.7 yards of total offense per game.

NAIL BITTERS

■ Texas Tech has gone down to the wire to secure four of its five wins this season as the Red Raiders are 4-1 in games determined by eight points or less. The Red Raiders are now 11-4 in one-possession games under Joey McGuire, a drastic improvement for a program that was only 13-20 in similar contests the seven seasons prior to his arrival. Texas Tech was 4-0 in one-possession games during McGuire's debut season in 2022 before finishing 3-3 a year ago.

■ Texas Tech had won each of its last seven games determined by eight points or less up until its loss at TCU, marking its longest streak since the NCAA introduced overtime prior to the 1996 season. Six of those victories came during Big 12 play, including in each of the last three games.

■ Texas Tech is an impressive 8-1 at home in one-possession games under McGuire with the lone loss coming early in the 2023 season to No. 13 Oregon. The Red Raiders are 3-2 on the road with wins at Iowa State in 2022, at Kansas in 2023 and then Arizona this season.

FIRST HALF GOAL ACCOMPLISHED

■ The start to the season was a point of emphasis for Joey McGuire entering this season as the Red Raiders hoped to improve on the 3-3 starts from each of his first two years. Texas Tech entered the back half of its schedule at 5-1 overall following its road win at Arizona, marking its best record through six games since 2013.

THE BIG 12 LEADER IN BOWL APPEARANCES

■ Texas Tech entered the 2024 campaign as the Big 12's leader in total bowl appearances as the Red Raiders have made 41 in their history, including one in each of the last three seasons. Texas Tech ranks tied for 20th nationally in all-time bowl appearances as the Red Raiders have one more than fellow Big 12 members BYU and West Virginia. The next closest from there is TCU with 36 bowl appearances in its history.

■ Texas Tech topped Cal in the Independence Bowl for its third bowl victory in as many years to end the 2023 campaign. It marked only the second time in program history that the Red Raiders ended three-straight seasons with a bowl win, matching the run from 2002-04 when Texas Tech won the Tangerine Bowl over Clemson, the Houston Bowl over Navy and the Holiday Bowl versus No. 4 Cal. Texas Tech's current run began with a 34-7 rout in the 2021 Liberty Bowl, which was followed by a 42-25 victory a year later over Ole Miss in the Texas Bowl to close the debut season under Joey McGuire.

■ Texas Tech is the lone Big 12 Conference member and one of only seven schools nationally to win a bowl game in each of the last three seasons, joining the likes of Georgia, Minnesota and Maryland from the power-four ranks as well as Air Force, Fresno State and Western Kentucky. Of that list, the Red Raiders are joined by only Georgia and Maryland who have also defeated a team from a power-four conference each year during that stretch.

■ Texas Tech is currently in the midst of its longest bowl streak since its 2000-10 stretch, primarily under Mike Leach. Texas Tech has made a postseason appearance in four-consecutive seasons only twice in its history as, in addition to the run under Leach, the Red Raiders reached a bowl game four-straight years from 1993-96 under Spike Dykes.

■ Joey McGuire is the first head coach in program history to lead the Red Raiders to a bowl victory in each of his first two seasons. He previously joined Leach as the only other head coach to push Texas Tech to at least a bowl appearance over the first two seasons of his tenure.

BIG 12 LEADERS IN ALL-TIME BOWL APPEARANCES

School	Appearances
1. Texas Tech	41
2. BYU	40
3. West Virginia	40
4. TCU	36
5. Oklahoma State	34

ON THIS DATE IN HISTORY

TEXAS TECH 35, TCU 28

Date: Nov. 2, 2023

Location: Lubbock, Texas | Attendance: 51,185


Nov.
2

Recap: Texas Tech will playing on the Nov. 2 date for a second-consecutive season as the Red Raiders previously topped TCU, 35-28, on a Thursday night a year ago. The victory snapped a two-game losing streak for the Red Raiders as Behren Morton threw for 282 yards two touchdowns, while rushing for one other. Tahj Brooks, meanwhile, rushed 31 times for 146 yards and a touchdown

TEXAS TECH ALL-TIME ON NOV. 2

Year	Opponent	Result
2023	TCU	W, 35-28
2013	#12 Oklahoma State	L, 34-52
2002	Baylor	W, 62-11
1991	at Texas	L, 15-23
1985	at Texas	L, 21-34
1974	at Rice	L, 7-21
1968	at Rice	W, 38-15
1963	Rice	L, 3-17
1957	at Oklahoma State	L, 0-13
1946	at #8 Rice	L, 6-41
1935	Oklahoma A&M (now State)	W, 14-0
1934	Texas Mines (now UTEP)	W, 27-0
1929	at Baylor	L, 0-34
1928	at Daniel Baker	T, 0-0

NEXT WEEK'S OPPONENT



Opponent	vs. Colorado
Date / Time	Nov. 9 / TBD
Location	Jones AT&T Stadium
Series Record	Tied 5-5

ALL-TIME SERIES WITH COLORADO

Date	Loc.	W/L	TTU	CU	Att.
Nov. 17, 1962	H	W	21	12	10,000
Sept. 11, 1976	H	W	24	7	44,132
Sept. 12, 1981	A	L	27	45	34,884
Oct. 17, 1998	A	L	17	19	48,969
Oct. 16, 1999	H	W	31	10	46,424
Oct. 26, 2002	A	L	13	37	50,478
Nov. 1, 2003	H	W	26	21	52,908
Oct. 14, 2006	A	L	6	30	50,233
Oct. 27, 2007	H	L	26	31	49,084
Oct. 23, 2010	A	W	27	24	47,665

SERIES NOTES

■ This will be the 11th all-time meeting between Texas Tech and Colorado and the first since the Buffaloes departed the Big 12 Conference in 2010. The Red Raiders are 5-5 all-time against the Buffaloes, which includes a 3-4 mark during Colorado's first stint in the Big 12. Texas Tech is 4-1 all-time at home against Colorado with its lone loss coming in the Buffaloes' last visit in 2007.

■ Colorado will likely represent a ranked opponent for the Red Raiders in consecutive weeks as the Buffaloes are currently ranked No. 23 in the Associated Press poll. Texas Tech is 2-1 in home games against ranked opponents already in Joey McGuire's tenure with wins over No. 25 Houston and No. 19 Texas during his debut season in 2022.

BIG 12 CONFERENCE STANDINGS

	CONF	PCT.	OVERALL	STK
BYU	5-0	1.000	8-0	W8
Iowa State	4-0	1.000	7-0	W7
Kansas State	4-1	.800	7-1	W4
Colorado	4-1	.800	6-2	W2
Texas Tech	3-2	.600	5-3	L2
Cincinnati	3-2	.600	5-3	L1
TCU	3-2	.600	5-3	W2
West Virginia	3-2	.600	4-4	W1
Arizona State	2-2	.500	5-2	L1
Baylor	2-3	.400	4-4	W2
Houston	2-3	.400	3-5	W1
Utah	1-4	.200	4-4	L4
Arizona	1-4	.200	3-5	L4
UCF	1-4	.200	3-5	L5
Kansas	1-4	.200	2-6	L1
Oklahoma State	0-5	.000	3-5	L5

BIG 12 UPCOMING SCHEDULE

WEEK 10

SATURDAY, NOVEMBER 2

Texas Tech at Iowa State [ESPN]	2:30 p.m.
Arizona at UCF [FS1]	2:30 p.m.
Kansas State at Houston [FOX]	2:30 p.m.
Arizona State at Oklahoma State [FS1]	6 p.m.
TCU at Baylor [ESPN2]	7 p.m.

BYU	Open Date
Cincinnati	Open Date
Colorado	Open Date
Kansas	Open Date
Utah	Open Date
West Virginia	Open Date

WEEK 11

SATURDAY, NOVEMBER 9

West Virginia at Cincinnati [FS1]	11 a.m.
BYU at Utah [ESPN]	9:15 p.m.
Colorado at Texas Tech [FOX or FS1]	TBA
Iowa State at Kansas [FOX or FS1]	TBA
UCF at Arizona	TBA
Oklahoma State at TCU	TBA

Arizona	Open Date
Baylor	Open Date
Houston	Open Date
Kansas State	Open Date

WEEK 12

FRIDAY, NOVEMBER 15

Houston at Arizona	TBA
--------------------	-----

SATURDAY, NOVEMBER 16

Baylor at West Virginia	TBA
Cincinnati at Iowa State	TBA
Kansas at BYU	TBA
Utah at Colorado	TBA
Arizona State at Kansas State	TBA

Oklahoma State	Open Date
TCU	Open Date
Texas Tech	Open Date
UCF	Open Date

RED RAIDERS NOTCH WIN NO. 600

■ The Red Raiders secured their 600th all-time win against Arizona State as Texas Tech is now 602-482-32 over its 99-plus seasons of football. Among power conference schools founded since 1900, it is the third-most wins nationally, trailing only Miami (660) and UCLA (631).

FIVE RED RAIDERS NAMED TEAM CAPTAINS

■ Joey McGuire announced back in January the naming of five team captains for the 2024 season in senior running back Tahj Brooks, senior offensive lineman Caleb Rogers, junior quarterback Behren Morton, junior linebacker Jacob Rodriguez and senior linebacker Bryce Ramirez. The five captains, all previous members of McGuire's leadership committee during the 2023 season, were tasked with identifying and developing new leaders for the football program throughout spring practices as well as enhancing Texas Tech's player-led culture. This is the first time during McGuire's tenure he has named set captains as he previously relied on a leadership committee of upperclassmen from each position group.

DEGREES IN HAND

■ The Red Raiders entered the 2024 season with 20 student-athletes who are current college graduates, including 16 who earned their degree from Texas Tech University.

COLLEGE GRADUATES ENTERING 2024 SEASON

Name	Degree
Brady Boyd	University Studies
Tahj Brooks	Sport Management
Jordan Brown	University Studies
Reese Burkhardt	University Studies
Sam Carrell	University Studies
De'Braylon Carroll	Sport Management*
Jalin Conyers	Liberal Studies*
Gino Garcia	University Studies
James Hansen	Interdisciplinary Studies*
Drew Hocutt	Management
Jaxon Hughes	History*
Josh Kelly	Humanities*
Quincy Ledet Jr.	University Studies
Trent Low	Finance
Bralyn Lux	University Studies
Joseph Plunk	Sport Management
Bryce Ramirez	Information Technology
Caleb Rogers	University Studies
Vinny Sciury	Communications Studies*
Haydon Wiginton	Sport Management

* indicates degree earned prior to arrival at Texas Tech

HELMET COMMUNICATION NOT NEW HERE

■ One of the major rule changes for the 2024 football season will be the implementation of helmet communications. Texas Tech offensive coordinator Zach Kittley will be able to speak directly to quarterback Behren Morton up to the 15-second on the play clock. On the defensive side, coordinator Tim DeRuyter will send the play in through inside linebacker Jacob Rodriguez, who will call it out to the secondary and front seven.

■ Texas Tech is one of only a handful of teams with experience using headset communications as the Red Raiders utilized it this past season in the Independence Bowl. In fact, Texas Tech and Cal were the first teams to roll out the new technology during bowl season as 14 different games either used helmet communications or sideline smart tables.

AMENDOLA PART OF HALL OF FAME CLASS

■ Legendary Texas Tech wide receiver and return specialist Danny Amendola will be among the six inductees to the Texas Tech Hall of Fame during a Nov. 8 ceremony at Lubbock Memorial Civic Center. The entire class will be honored the following day during an on-field recognition against Colorado.

■ Amendola was a three-time All-Big 12 honoree, earning first-team accolades as a punt returner in 2004. He remains one of the best wide receivers in school history after catching 204 passes for 2,246 yards and 15 touchdowns over his four seasons, ending his tenure in scarlet and black as one of only the five Red Raiders at the time to record 200 career receptions. Amendola still ranks as one of only three Red Raiders in program history to total more than 100 returns and 1,000 punt return yards in a career.

HOMETOWN PRIDE

■ Texas Tech will continue to recognize the hometowns of every student-athlete on its roster this season with a special decal on the back of each gameday helmet. The decal will feature a throwback Masked Rider logo with the area code associated with each student-athlete's hometown as part of an initiative started in 2022 by head coach Joey McGuire.

FROM ACROSS THE WORLD TO LUBBOCK

■ Texas Tech has three international student-athletes on its roster this season in Australian punter Jack Burgess, defensive back Devynn Cromwell, a native of Canada, and offensive lineman Maurice Rodrigues, who grew up in the country of Jamaica before moving to California in high school. The Red Raiders had not previously boasted an international student-athlete on its roster since Australian punter Dominic Panazzolo from 2017-18 and before that since Patrice Majondo-Mwamba, a native of Belgium, ended his Red Raider career in 2004.

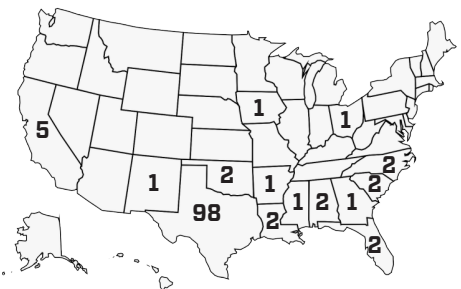
IT'S ALL (WEST) TEXAS

Since his arrival at Texas Tech, Joey McGuire has made it clear the Red Raiders will be built by the best talent the Lone Star State has to offer. Texas Tech boasts 98 players on its roster from the state of Texas alone, which leads all power-five programs and ranks second among all FBS programs in the state.

NUMBER OF TEXAS NATIVES ON FBS ROSTERS

Texas Tech	98
Sam Houston State	98
North Texas	95
UTSA	91
TCU	89
Texas A&M	85
Texas	78
SMU	78
Baylor	76

Note: Numbers are reflective of active rosters on Aug. 19.



International: 2





SOUTH END ZONE & WOMBLE FOOTBALL CENTER

THE NEW HOME OF TEXAS TECH FOOTBALL

- Texas Tech will officially open the South End Zone and Dustin R. Womble Football Center project this season, featuring more than 340,000 combined square feet of space with a blend of world-class modern design and technology elements with Spanish Renaissance architecture well known to Texas Tech supporters. The \$242 million project marks the largest contiguous football facility in the country, connecting the south end zone building to the Womble Football Center and the Sports Performance Center, which opened in 2017 as Texas Tech's indoor football practice facility and indoor track and field venue.
- Joey McGuire and his staff moved into their new coaches' offices on the second floor of the south end zone building in July, giving them a stunning view overlooking Cody Campbell Field at Jones AT&T Stadium. The office location places McGuire and his staff steps from each position room and the skybridge connected to the Womble Football Center where offensive and defensive breakout rooms will be located as well as a team meeting space and a state-of-the-art walkthrough area on the second level.
- Texas Tech is slated to open the Womble Football Center side of the project this fall as the two-story building will maintain its football strength and conditioning, sports medicine and equipment areas on the main level as part of the new layout. The Red Raiders' main locker room will be located in the Womble Football Center, which includes space for 120-plus athletes and modern primary designs from Hollman that are fully ventilated and contain USB charging ports and DreamSeat technology for every player.
- The second floor of the Womble Football Center will feature a revolutionary 4,500-plus square foot multi-purpose walkthrough area designed for large-scale indoor team strategy implementation, instruction and technique evaluation only a few steps from the team meeting space and position rooms. The space will feature a 25-by-20 yard turf surface in front of a 70-foot wide by 10.5-foot high LED screen that will be the largest in both college football and the NFL for walkthrough areas. The LED screen will allow Texas Tech's coaches to simulate an opponent's formation and scheme, giving the Red Raiders real-time feedback through the advanced technology during game preparations.
- Texas Tech will boast a 15,000-square-foot, two-level weight room once completed, one of the largest in college football. The weight room area is located in the southwest corner of the Womble Football Center, giving the Red Raiders direct access into the Sports Performance Center and the outdoor practice fields.
- The entire facility will significantly upgrade the amenities provided to the Red Raiders on a daily basis, notably with a

- two-story players' lounge, the "Uncommon Man" barber shop, a state-of-the-art hydrotherapy recovery suite and a primary 12,000-square-foot locker room located in the Womble Football Center.
- The 2024 season will mark the return of the iconic Double T scoreboard, a landmark on the Texas Tech campus since 1978. As part of the project, Texas Tech constructed a new Double T scoreboard to sit atop the new south end zone building, using the same dimensions as its previous model but placing it at a much higher elevation. The new Double T scoreboard is now 115 feet off the ground at its peak, giving students and alumni stunning views at various locations throughout campus.
 - The Red Raiders enter Jones AT&T Stadium each gameday through the Gary Petersen Field Club, a 12,000-square-foot premium space that is among the first of its kind in college football. It is one of several new premium areas as Texas Tech has added 17 new luxury suites to go along with 500 club and loge box seats and two spacious party decks. Texas Tech now boasts 102 premium suites throughout Jones AT&T Stadium to go along with more than 2,500 club and loge box seat options.
 - Texas Tech debuted a new team entrance during its Aug. 31 season opener against Abilene Christian as the Red Raiders will now enter behind the south goalpost prior to kickoff. The iconic Masked Rider saddle is located in the Gary Petersen Field Club, giving fans an opportunity to see the Red Raiders touch it one final time on their way into the stadium.
 - In addition to the large-scale construction, Texas Tech also enhanced its gameday experience as part of the project, adding nine LED displays through Daktronics as well as a state-of-the-art sound system by Clair Audio, a national leader in large venue audio production. The added LED displays include the main videoboard on the north end of the stadium, expanding it to 37-feet high by 136-feet wide in size with 10-millimeter pixel spacing for excellent image clarity and contrast. Texas Tech also constructed two new video displays atop its south end zone measuring 28-feet high by 48-feet wide, featuring content zoning abilities that are already a staple of the north end zone videoboard. All three new videoboards feature 10mm pixel pitch, providing every fan in the 60,000-plus seat stadium with the highest resolution display in college football.
 - The opening of the South End Zone Building to Jones AT&T Stadium officially closed The Campaign for Fearless Champions, one of the most-successful fundraising initiatives in university history that raised more than \$500 million to transform Texas Tech's athletic facilities across every sport, while also pouring resources into the student-athlete experience through scholarship endowments and the creation of the J.T. and Margaret Talkington Office of Student-Athlete Development.

JONES AT&T STADIUM
STADIUM QUICK FACTS

First Game	Nov. 29, 1947
Result	Tech 14, Hardin Simmons 6
All-Time Stadium Record	281-154-6
First Game on Artificial Turf	Sept. 12, 1970
Result	Tech 21, Tulane 14
Capacity	60,299
Surface (Year of Installation)	Hellas Matrix Helix (2023)
Luxury Suites	102
Club Seats	1,644
Winning Seasons	61

HOME RECORDS

Most Points in Season	367 (2005)
Fewest Points in Season	20 (1928)
Most Points (Game)	120 vs. Wayland (1925)
Most Points Since 1950	80 vs. Sam Houston St. (2005)
Most Opponent Points	70, vs. Oklahoma St. (2015)
Most Combined Points	125 (OU 66, Tech 59, 2016)
Largest Margin of Victory	120, vs. Wayland (1925)
Largest Margin of Victory (Since 1950)	77-0, vs. Lamar (2018)
Home Wins in a Season	7 (1965, 2005, 2008)
Home Losses in a Season	5 (1944*, 1950)
Longest Home Winning Streak	13 Games (1939-42)*
Longest Home Losing Streak	6 Games (1943-44)*
Average Home Attendance	58,934 (2014)
Average Home Student Attendance	11,249 (2013)

* indicates time period before Jones AT&T Stadium

LARGEST CROWDS IN HISTORY

Attend	Game	Season
61,836	Tech vs. Oklahoma State	2013
61,283	Tech vs. TCU	2015
60,997	Tech vs. Texas State	2013
60,975	Tech vs. Texas	2022
60,961	Tech vs. Texas	2014
60,901	Tech vs. Oklahoma State	2017
60,879	Tech vs. Texas	2012
60,803	Tech vs. Texas	2016
60,800	Tech vs. Oklahoma	2012
60,778	Tech vs. Central Arkansas	2014
60,705	Tech vs. Baylor	2022
60,478	Tech vs. Oklahoma	2016
60,454	Tech vs. Oklahoma	2018
60,454	Tech vs. Texas	2018
60,454	Tech vs. Texas	2010
60,454	Tech vs. Oklahoma State	2010
60,277	Tech vs. Arkansas	2014
60,229	Tech vs. Abilene Christian	2024
60,229	Tech vs. Cincinnati	2024
60,229	Tech vs. Baylor	2024
60,097	Tech vs. Stephen F. Austin	2016
60,073	Tech vs. Sam Houston State	2015
59,260	Tech vs. Iowa State	2011
59,014	Tech vs. Oklahoma	2014
58,955	Tech vs. New Mexico	2012
58,795	Tech vs. Arizona State	2024
58,702	Tech vs. TCU	2013
58,547	Tech vs. Arizona State	2017
58,502	Tech vs. West Virginia	2014
58,416	Tech vs. Texas A&M	2011
57,865	Tech vs. North Texas	2024
57,733	Tech vs. Texas A&M	2009

BROOKS CAREER STATS

RUSHING	G	Att	Yds	TD	Lg	Avg/C	Avg/G
2020	10	69	255	4	28	3.7	25.5
2021	9	87	568	7	67	6.5	63.1
2022	13	147	691	7	37	4.7	53.2
2023	13	290	1,538	10	46	5.3	118.3
2024	7	179	925	9	35	5.22	132.1
Totals	52	772	3,977	37	67	5.2	76.5

RECEIVING	G	Rec	Yds	TD	Lg	Avg/C	Avg/G
2020	10	13	61	0	16	4.7	6.1
2021	9	6	52	0	18	8.7	5.8
2022	13	26	164	1	17	6.3	12.6
2023	13	29	72	0	12	2.5	5.5
2024	7	11	38	0	10	3.5	5.4
Totals	52	85	387	1	18	4.6	7.4

HANSPARD TRACKER

OPPONENT	Carries	Yards	Avg.	TDs
Abilene Christian	27	153	5.7	1
Washington State	--	DNP	--	--
North Texas	17	109	6.4	1
Arizona State	27	117	4.3	0
Cincinnati	32	172	5.4	2
Arizona	21	128	6.1	3
Baylor	25	125	5.0	1
TCU	30	121	4.0	1
Iowa State	--	--	--	--
Colorado	--	--	--	--
Oklahoma State	--	--	--	--
West Virginia	--	--	--	--
Season Totals	179	925	5.3	9
Career Totals	772	3,977	5.2	37
Hanspard Totals	760	4,219	5.6	29

CAREER 100-YARD GAMES

Date	Rush Yards	Opponent
Nov. 18, 2023	182	UCF
Sept. 28, 2024	172	Cincinnati
Oct. 7, 2023	170	Baylor
Sept. 16, 2023	158	Tarleton State
Aug. 31, 2024	153	Abilene Christian
Sept. 23, 2023	149	West Virginia
Nov. 2, 2023	146	TCU
Sept. 4, 2021	134	Houston
Nov. 11, 2023	133	Kansas
Oct. 5, 2024	128	Arizona
Oct. 19, 2024	125	Baylor
Oct. 26, 2024	121	TCU
Sept. 21, 2014	117	Arizona State
Sept. 14, 2024	109	North Texas
Dec. 28, 2021	107	Mississippi State
Oct. 22, 2022	107	West Virginia
Sept. 11, 2021	103	Stephen F. Austin
Oct. 21, 2023	101	BYU
Sept. 30, 2023	101	Houston

CAREER HIGHS

Rushing Attempts	33, at Kansas (2023)
Rushing Yards	182, vs. UCF (2023)
Rushing Touchdowns	3, vs. Murray State (2022)
Longest Rush	67, vs. Stephen F. Austin (2021)
Receptions	5, three times, vs. Cal (2023)*
Receiving Yards	44, at N.C. State (2022)
Receiving Touchdowns	1, vs. Texas (2022)
Longest Reception	18, vs. Iowa State (2021)
Longest Kick Return	21, at Oklahoma (2021)

* Indicates most recent high



ONE OF THE NATION'S TOP RUNNING BACKS

Tahj Brooks entered the national picture as one of the nation's top running backs last season after ranking fourth for both rushing yards and rushing yards per game with 1,538 yards on the ground. Brooks is back in the national picture again this season as he is again third in the FBS with 132.1 rushing yards per game entering this weekend's trip to Iowa State.

Brooks is one of only two FBS players this season (minimum 7 games) to have rushed for at least 100 yards in every game he's played as he's ninth nationally with 925 rushing yards. He now has 3,977 rushing yards for his career, which ranks second in the FBS among active players behind only Marquez Cooper of San Diego State. Brooks, who has rushed for at least 95 yards in 18 consecutive games, is one of four FBS players currently in the country with 3,500 career rushing yards and 30 rushing touchdowns.

NCAA FBS ACTIVE CAREER RUSHING LEADERS

Name (School)	Yards	TDs
1. Marquez Cooper (San Diego State)	4,604	41
2. Tahj Brooks (Texas Tech)	3,977	37
3. Devin Neal (Kansas)	3,835	41
4. Nate Noel (Missouri)	3,577	20
5. Ashton Jeanty (Boise State)	3,544	39

BROOKS ON PACE TO SNAP RUSHING RECORD

■ Tahj Brooks has put the Texas Tech career rushing mark squarely in his sights after a strong start to the 2024 season where he is averaging roughly 14 rushing yards more per game than his memorable 2023 campaign. Brooks enters this weekend needing 242 rushing yards over the final four regular season games to reach Byron Hanspard's career record that was set after his 1996 Doak Walker Award season.

■ Brooks, who moved into third place on the Texas Tech career chart at Arizona, is now 89 rushing yards shy of matching James Gray for second all-time in program history as he now has 3,977 yards for his career. Gray is the only other Red Raider to rush for 4,000 yards in a career as he totaled 4,066 yards on the ground over his career from 1986-89.

■ Brooks will have his shot at an additional Texas Tech career category as he needs 17 rushing attempts this weekend to match Ricky Williams' career record of 789 carries from 1997-2001. Brooks is averaging 25.6 carries per game this season, which leads the FBS. He is second nationally with 179 total rushing attempts overall.

■ Brooks has combined for seven rushing touchdowns the past four games, giving him 37 now for his career, which moves him into a tie for fourth all-time in program history with Byron "Bam" Morris. He is three rushing touchdowns shy of tying former teammate SaRodoric Thompson for third place.

NEWS & NOTES ON THE BIG 12'S TOP RUSHER

■ Despite missing the Washington State road trip, Brooks has 38 rushing yards more than his total through Texas Tech's eighth game of the season a year ago. His 925 rushing yards are the third-highest total for a Red Raider through eight games in the Big 12 era, trailing only Byron Hanspard's 1,611 in 1996 and Ricky Williams' 1,262 in 1998. Brooks had 887 rushing yards and six touchdowns at the same point in 2023.

■ Brooks has found the end zone on the ground in 15 of his last 17 games played dating back to last season as he failed to do so only in the 2023 regular-season finale at Texas and in this year's Big 12 opener versus Arizona State.

■ Brooks has recorded nine carries of at least 20 yards already this season, which already matches his career high for a season that was set only a year ago. He ranks tied for ninth in the FBS for both rushes of at least 10 yards (27) and 20 yards (9) so far this season.

■ Brooks has hit the 100-yard mark on yards after contact alone three times this season, finishing with 100 yards due to

missed tackles against both Abilene Christian and Arizona and then 110 yards against Cincinnati. The performance versus the Wildcats marked the sixth time in his career that he notched 100 of his rushing yards after contact, according to PFF.

■ Ask just about anyone in the Texas Tech football office, and they'll likely brag about Brooks' ability as a pass blocker just as much as his rushing skills. Over his career, Brooks has given up only three sacks in 252 career pass-blocking opportunities.

100-YARD GAMES ARE JUST ROUTINE NOW

■ Brooks has registered 15 different 100-yard games over his last 18 outings dating back to the 2023 season. In the three games he has not eclipsed 100 yards during that span, Brooks recorded at least 95 yards in each contest, which marks the second-longest streak in the FBS since 1996. Only former Minnesota rusher Mohamed Ibrahim has recorded a longer streak as he went 19 consecutive games from 2020-22.

■ Brooks enters this weekend as one of only two FBS players to have rushed for at least 100 yards in every game this season (minimum 7 games), joining Boise State's Ashton Jeanty.

■ Brooks has 19 career games with 100 or more yards, which is now second all-time in program history, trailing only Byron Hanspard with 21.

MOST CONSECUTIVE GAMES WITH 95+ RUSHING YARDS

Name (School)	Years	Games
1. Mohamed Ibrahim (Minnesota)	2020-22	19
2. Tahj Brooks (Texas Tech)	2023-present	18
3. Ka'Deem Carey (Arizona)	2012-13	16
DeWayne McBride (UAB)	2021-22	16

Source: OptaStats (data reflective since 1996)

THE BIG 12'S LEADING RUSHER SINCE 2023

■ Brooks has rushed for at least 100 yards in all seven games he's played this season as he is averaging 132.1 rushing yards per game, which leads the Big 12 and ranks third in the FBS. Not only is Brooks the Big 12 leader in rushing yards per game this season, but he has also totaled the most rushing yards among conference rushers since the start of the 2023 season.

BIG 12 RUSHING LEADERS SINCE START OF 2023 SEASON

Name (School)	Games	Yards	YPG
1. Tahj Brooks (Texas Tech)	20	2,463	123.2
2. R.J. Harvey (UCF)	21	2,433	115.9
3. Ollie Gordon (Oklahoma State)	22	2,300	104.5
4. D.J. Giddens (Kansas State)	21	2,171	103.4





BROOKS IN THE RECORD BOOKS

TEXAS TECH CAREER RUSHING LEADERS

Name (Years)	Yards
1. Byron Hanspard (1994-96)	4,219
2. James Gray (1986-89)	4,066
3. Tahj Brooks (2020-present)	3,977
4. Ricky Williams (1997-01)	3,661
5. Byron Morris (1991-93)	3,545
6. Taurean Henderson (2002-05)	3,241

TEXAS TECH CAREER RUSHING ATTEMPTS LEADERS

Name (Years)	Att.
1. Ricky Williams (1997-01)	789
2. Tahj Brooks (2020-present)	772
3. Byron Hanspard (1994-96)	760
4. James Gray (1986-89)	742
5. Byron Morris (1991-93)	638

TEXAS TECH SINGLE-SEASON RUSHING LEADERS

Name (Year)	Yards
1. Byron Hanspard (1996)	2,084
2. Byron Morris (1993)	1,752
3. Ricky Williams (1998)	1,582
4. Tahj Brooks (2023)	1,538
5. James Gray (1989)	1,509
6. DeAndre Washington (2015)	1,492
7. Byron Hanspard (1995)	1,374
8. James Hadnot (1979)	1,371
9. James Hadnot (1978)	1,369
10. Byron Morris (1992)	1,279

TEXAS TECH CAREER 100-YARD GAMES LEADERS

Name (Years)	Games
1. Byron Hanspard (1994-96)	21
2. Tahj Brooks (2020-present)	19
3. James Gray (1986-89)	18
4. Byron Morris (1991-93)	16
5. James Hadnot (1976-79)	13
6. Ricky Williams (1997-01)	11

TEXAS TECH CAREER RUSHING TOUCHDOWN LEADERS

Name (Years)	Att.
1. James Gray (1986-89)	52
2. Taurean Henderson (2002-05)	50
3. SaRodrick Thompson Jr. (2018-22)	40
4. Byron Morris (1991-93)	37
5. Tahj Brooks (2020-present)	37
6. Ricky Williams (1997-01)	36

BIG 12 CAREER RUSHING YARDS LEADERS

Name (School, Years)	Yards
1. Cedric Benson (Texas, 2001-04)	5,540
...	
6. Kendall Hunter (Oklahoma State, 2007-10)	4,181
7. Samaje Perine (Oklahoma, 2014-16)	4,122
8. Adrian Peterson (Oklahoma, 2004-06)	4,045
9. Tahj Brooks (2020-present)	3,977
10. Breece Hall (Iowa State, 2019-21)	3,941

BIG 12 CAREER RUSHING ATTEMPTS LEADERS

Name (School, Years)	Yards
1. Cedric Benson (Texas, 2001-04)	1,112
...	
4. Darren Sproles (Kansas State, 2001-04)	815
5. Brad Smith (Missouri, 2002-05)	799
6. James Sims (Kansas, 2010-13)	798
7. Ricky Williams (Texas, 1997-01)	789
8. Tahj Brooks (2020-present)	772

BIG 12 CAREER RUSHING 100-YARD GAMES LEADERS

Name (School, Years)	Yards
1. Ricky Williams (Texas, 1996-98)	25
...	
5. Deuce Vaughn (Kansas State (2020-22)	21
6. Breece Hall (Iowa State, 2019-21)	20
7. Kendall Hunter (Oklahoma State, 2007-10)	20
8. Justice Hill (Oklahoma State, 2016-18)	19
9. Tahj Brooks (2020-present)	19

NUMBERS TO KNOW

- 242
- Number of rushing yards Brooks needs this season to match Byron Hanspard's career rushing record.
- 131
- Number of missed tackles Brooks has forced since start of the 2023 season, according to PFF.
- 67
- Rushing yards needed at Iowa State to pass Adrian Peterson for eighth place in Big 12 rushing history.
- 60.5
- Number of yards Brooks must average the rest of the regular season to match Hanspard's record.
- 23
- Rushing yards needed to become the third Red Raider and ninth Big 12 player to reach 4,000 yards.
- 18
- Brooks has rushed for at least 95 yards over his last 18-consecutive games.
- 17
- Carries needed by Brooks this weekend to tie Ricky Williams' rushing attempts school record.
- 15
- Brooks has registered 15 different 100-yard rushing games in his last 18 outings dating back to 2023.
- 5th
- Became only the fifth Red Raider in program history to rush for 1,500 yards in a season in 2023.
- 4th
- Looking to become the fourth Red Raider all-time to lead the team in rushing over four different seasons.
- 3
- Allowed only three career sacks in 252 pass blocking opportunities, according to PFF.
- 3
- Needs three rushing touchdown to tie SaRodrick Thompson for third all-time in program history.
- 2nd
- Brooks is only the second FBS player since 1996 to rush for 95 or more yards over 18-straight games.
- 2nd
- Ranks second among active FBS running backs in career rushing yards entering this weekend.
- 1st
- Leads all Big 12 rushers with 2,463 combined rushing yards since the start of the 2023 season.

AWARDS & HONORS

- 2024 Doak Walker Award Watch List
- 2024 Walter Camp Award Preseason Watch List
- 2024 Wuerffel Trophy Candidate
- 2024 Maxwell Award Preseason Watch List
- 2024 Earl Campbell Tyler Rose Award Watch List
- 2024 All-Big 12 Preseason Team
- 2024 Phil Steele Preseason All-Big 12 First Team
- 2024 Phil Steele Preseason Second Team All-American
- 2024 Sporting News Preseason Second Team All-American
- 2024 ESPN Preseason Second Team All-American
- 2024 Walter Camp Preseason All-America Second Team
- 2024 Phil Steele Preseason All-America Third Team
- 2024 DCTF Preseason All-Texas First Team
- 2024 DCTF Preseason All-Texas Top Running Back
- 2023 All-Big 12 First Team
- 2023 Doak Walker Award Semifinalist
- 2023 Earl Campbell Tyler Rose Award Semifinalist
- 3-time Academic All-Big 12 First Team Honoree (2021-23)

BROOKS IN THE RANKINGS

Category	Total	NCAA	Big 12
All-Purpose Yards/Game	137.6	11th	4th
Rushing Yards per Carry	5.2	73rd	12th
Rushing Touchdowns	9	22nd	3rd
Rushing Yards	925	9th	3rd
Rushing Yards per Game	132.1	3rd	1st
Total Touchdowns	9	29th	3rd
Rushes 10+ Yards	27	T-9th	2nd
Rushes 20+ Yards	9	T-9th	3rd

IT'S ALWAYS TAHJ TIME IN WEST TEXAS



Texas Tech has launched TahjTime.com, a promotional website for Red Raider senior running back Tahj Brooks for both national awards and to track his progress towards Byron Hanspard's career rushing record during his final season. The website, which plays off Brooks' popular celebration following each touchdown, debuted prior to his appearance at Big 12 Media Days in July and will be updated regularly throughout the 2024 season.

MORTON BY THE NUMBERS

CAREER STATS

PASSING	G	Cmp	Att	Int	Yds	TD	Lg	Pct	Avg/G	Effic.
2021	2	1	3	0	0	0	0	33.3	0.0	33.3
2022	9	96	169	6	1,117	7	55	56.8	124.1	118.9
2023	10	182	293	8	1,757	15	49	62.1	175.7	123.9
2024	8	185	292	3	2,063	17	70	63.4	257.9	139.9
Totals	29	464	757	17	4,937	39	70	61.3	170.2	128.6

RUSHING	G	Att	Yds	TD	Lg	Avg/C	Avg/G
2021	2	2	15	0	17	7.5	7.5
2022	9	42	79	2	15	1.9	8.8
2023	10	46	3	4	14	0.1	0.3
2024	8	27	9	1	26	0.3	1.1
Totals	29	117	106	7	26	0.9	3.7

CAREER 300+ YARD PASSING GAMES

Date	Pass Yards	Opponent
Oct. 8, 2022	379	at Oklahoma State
Aug. 31, 2024	378	Abilene Christian
Oct. 22, 2022	325	vs West Virginia
Sept. 7, 2024	323	at Washington State

SINGLE-GAME CAREER HIGHS

Total Offense Attempts	79, at Oklahoma State (10/8/22)
Total Offense Yards	432, at Oklahoma State (10/8/22)
Pass Completions	39, at Oklahoma State (10/8/22)
Pass Attempts	62, at Oklahoma State (10/8/22)
Pass Yards	379, at Oklahoma State (10/8/22)
Passing Touchdowns	5, vs. Abilene Christian (8/31/24)
Longest pass	70, vs. North Texas (9/14/24)
Had Intercepted	3, two times
Rush Attempts	17, at Oklahoma State (10/8/22)
Rush Yards	53, at Oklahoma State (10/8/22)
Rush Touchdowns	1, seven times, vs. North Texas (9/14/24)
Long Rush	26, vs. Cincinnati (9/28/24)

* Indicates most recent high

TEAM CAREER MILESTONES

Below is a listing of Red Raiders approaching various career statistical milestones entering this weekend.

NAME	MILESTONE	CURRENT TOTAL
C.J. Baskerville	200 career tackles	197
C.J. Baskerville	20 career passes defended	19
Tahj Brooks	800 career rushing attempts	772
Tahj Brooks	4,000 career rushing yards	3,977
Tahj Brooks	40 career total touchdowns	38
De'Braylon Carroll	250 career tackles for loss	22.0
Jalin Conyers	1,000 career receiving yards	993
Jalin Conyers	100 career receptions	89
Gino Garcia	175 career PATs	151
Gino Garcia	70 career made field goals	60
Gino Garcia	350 career points	331
Josh Kelly	3,000 career receiving yards	2,837
Josh Kelly	50 career games played	46
Bralyn Lux	150 career tackles	145
Bralyn Lux	35 career passes defended	31
Drae McCray	20 career receiving touchdowns	19
Drae McCray	4,000 career all-purpose yards	3,516
Behren Morton	5,000 career passing yards	4,937
Behren Morton	800 career passing attempts	757
Ben Roberts	200 career tackles	165
Jacob Rodriguez	150 career tackles	132
Caleb Rogers	55 career games played	54



MORTON FINDING MORE WAYS TO WIN

Protecting the football was a significant point of emphasis for the Red Raiders entering the season after Texas Tech finished minus-6 in the turnover margin a year ago. Behren Morton has done his part through the first eight games this season as he has 17 touchdown passes - which ranks 14th in the FBS - to only three interceptions.

Even with the rushing attack of Tahj Brooks, Texas Tech remains one of the most active passing teams as Morton ranks 11th in the FBS with 292 passing attempts. It is the most passing attempts nationally among quarterbacks with three or fewer interceptions this season. His three interceptions are tied for the fewest among starting Texas Tech quarterbacks through eight games in the Big 12 era.

FEWEST INTERCEPTIONS THROUGH EIGHT GAMES BY TEXAS TECH QBs

Name (Year)	Att.	Yards	TDs	INTs
1. Behren Morton (2024)	292	2,063	17	3
Zebbie Lethridge (1997)	213	1,283	6	3
3. Graham Harrell (2008)	360	2,947	28	5
Taylor Potts (2010)	361	2,388	21	5
5. Seth Doege (2011)	377	2,779	22	6
Nic Shimonek (2017)	311	2,663	22	6

OFFENSIVE NOTEBOOK

MORE ON MORTON...

- Texas Tech is 11-3 since the start of the 2023 season in games Behren Morton starts and finishes, which includes an 8-2 mark at home. Morton, who took over as QB1 in the fifth game of the 2023 season, has finished with at least a 60 percent completion percentage in all but two of those 11 wins and was above 70 percent in five different victories against Baylor (73.1), TCU (77.8) and Kansas (76.0) a year ago and versus ACU (71.4) and North Texas (79.0) this season.
- Morton, who entered the offseason as Texas Tech's starting quarterback for the first time in his career, is in the midst of his best season as a Red Raider as his 2,063 passing yards, 17 passing touchdowns and 63.4 completion percentage are all career highs. Morton departed at halftime of both the North Texas and TCU games.
- Morton is one of five quarterbacks nationally and the lone one from the Big 12 Conference with at least 225 passing attempts this season with three or fewer interceptions. Of that group, Morton ranks second with his 17 passing touchdowns, trailing only James Madison's Alonzo Barnett III with 18.
- The son of a Texas high school coach, Morton was the highest-rated quarterback (in the online era) to sign with Texas Tech as he was a four-star prospect in 2021, ranking sixth nationally among pro-style quarterbacks. Morton grew up in Lubbock as his father, James Morton, was the head football coach at Monterey High School for 11 years from 1998-08.

HAMMOND SHINES IN SECOND HALF AT TCU

- Morton departed the TCU game at halftime due to a non-throwing shoulder injury, giving way to true freshman Will Hammond, who led the Red Raiders on scoring drives to start the second half. Hammond finished 10-of-15 for 121 yards and a touchdown at TCU, completing each of his first nine passes, while also rushing for 16 yards and another score.
- Hammond recorded both his first career passing and rushing touchdowns of his career versus the Horned Frogs as he found Coy Eakin in the back corner of the end zone for a 13-yard strike to cap Texas Tech's opening drive. He followed with a four-yard scamper on Texas Tech's next drive to push the Red Raiders' lead to 31-14 at the time.
- It marked the second time Hammond has entered at quarterback this season as he previously completed 5-of-7 passes for 70 yards in Texas Tech's rout of North Texas to close non-conference play.

IF HAMMOND WERE TO START SATURDAY...

- Morton will enter this week listed as questionable on Texas Tech's availability report. If he is unable to play Saturday, Hammond will likely make his first career start, making him the eighth true freshman in school history to start a game at quarterback. He'd join an extensive list that features Ron Reeves (1978), Aaron Keesee (1984), Baker Mayfield (2013), Davis Webb (2013), Patrick Mahomes II (2014), Alan Bowman (2018) and teammate Jake Strong (2023).
- Of that group, Hammond would become the sixth true freshman to make his first career start against a conference opponent. Texas Tech is 4-3 all-time when a true freshman quarterback makes his starting debut and 2-3 when doing so against a conference foe. Ron Reeves (1978 at Baylor) and Davis Webb (2013 at Iowa State) are the only true freshmen quarterbacks to lead the Red Raiders to a win against a conference foe in their first career start.
- This would be the second time in history a Red Raider true freshman quarterback has made his first career start against the Cyclones. Davis Webb threw for 415 yards and three touchdowns in starting debut against the Cyclones in 2013, leading the Red Raiders to a 42-35 victory at home.
- Texas Tech is 0-2 historically when a true freshman quarterback makes his debut on the road as the Red Raiders fell at Arkansas, 24-0, with Keesee in 1984 and then 27-14 with Strong a year ago.

TRUE FRESHMEN QBs MAKING FIRST CAREER START

Name	Opponent (Year)	Pass Yds.	Result
Ron Reeves	Baylor (1978)	147	W, 27-9
Aaron Keesee	at Arkansas (1984)	59	L, 0-24
Baker Mayfield	at SMU (2013)	413	W, 41-23
Davis Webb	Iowa State (2013)	415	W, 42-35
Patrick Mahomes	Texas (2014)	109	L, 13-14
Alan Bowman	Lamar (2018)	282	W, 77-0
Jake Strong	at BYU (2023)	236	L, 14-27

KELLY ALREADY AMONG NATION'S BEST

- In the weeks leading up to the season, Joey McGuire made the statement "good things happen when Josh Kelly has the ball in his hands." That statement has proven true thus far as the senior has caught a team-leading 60 passes for 609 yards and three touchdowns. Kelly enters this weekend ranked tied for sixth in the FBS for total receptions and 34th for receiving yards as he is on pace to become Texas Tech's first 1,000-yard receiver since Antoine Wesley in 2018.



■ Kelly has quickly become a popular target for quarterback Behren Morton as he has made nine catches in four of eight games thus far with two other outings with seven or more receptions. Prior to joining the Red Raiders, Kelly had only one career game with nine receptions, which came at Cal a year ago while with Washington State.

■ Kelly's 60 receptions through eight games are the most by a Red Raider since Jace Amaro posted 64 catches at the same point of the 2013 season. Amaro finished with 106 receptions that season, marking one of only three times in program history where a Red Raider has recorded 100 or more catches.

■ At his current pace, Kelly will end his lone season as a Red Raider with 97 catches, which would rank tied for fifth in program history alongside Michael Crabtree (2008). Texas Tech has not had a receiver finish with 90 or more catches in a season since 2017 when Keke Coutee finished with 93.

■ Kelly's 60 receptions and 609 receiving yards have already surpassed the team high from a year ago as Xavier White led the Red Raiders with 43 catches for 556 yards.

■ Kelly has two 100-yard games already this season as he totaled 156 yards through the air against Abilene Christian and then 111 versus Cincinnati. His performance versus the Bearcats was the ninth 100-yard game of Kelly's career dating back to his time at both Fresno State and Washington State. Kelly nearly set his career high for receiving in his Red Raider debut, meanwhile, as his 156 receiving yards were three shy of his career-high that was set versus Oregon State last season.

■ Texas Tech's success on third downs has partially been the result of Kelly, who shares the FBS high with 20 catches on third downs. He is also tied for 10th nationally and second in the Big 12 with 198 receiving yards on third downs.

POWER CONFERENCE LEADERS IN TOTAL RECEPTIONS

Name	School	Receptions
Tai Felton	Maryland	73
Tez Johnson	Oregon	63
Josh Kelly	Texas Tech	60
Travis Hunter	Colorado	60
Tre Harris	Ole Miss	59

MORE THAN JUST A BIG-PLAY THREAT

■ Caleb Douglas has developed into more than just a big-play threat this season, especially over the last three games where he has combined for 23 catches for 355 yards and three touchdowns. He's now second on the team with 39 catches for 559 yards and four touchdowns, easily the best numbers of his collegiate career.

■ Douglas went over the 100-yard mark for the first time in his career at Arizona as he caught five passes for 116 yards in the win. Douglas had two explosive plays of more than 30 yards, both resulting in key points for the Red Raiders, beginning with a career-long 57-yard streak down the right sideline just before halftime. Douglas later added a 32-yard reception late in the fourth quarter that eventually set up a Gino Garcia field goal to give the Red Raiders a 21-19 lead.

■ Douglas found the end zone three times through the air against Baylor as it marked the first time a Red Raider had three or more touchdown receptions since Antoine Wesley also caught three versus Houston in 2018. He is one of 19 FBS players this season and one of five Big 12 receivers to bring in three or more touchdown catches in a game this season.

■ Douglas followed with a career-high 140 receiving yards this past Saturday at TCU, which marked the second-highest receiving output by a Red Raider this season. He set up a Tahj Brooks touchdown run with a 44-yard reception in the second quarter, marking his team-leading third catch of at least 40 yards this season. He ranks tied for fifth in the Big 12 for most catches of 40 or more yards entering this weekend.

MORTON-EAKIN CONNECTION ON DISPLAY

■ Coy Eakin has picked up right where he left off from the 2023 season as he leads the team with six touchdown receptions already this season thanks in part to a pair of touchdowns against both Abilene Christian and Cincinnati. Eakin is third on the team with 26 receptions and 395 receiving yards so far this season, ranks tied for 19th in the FBS for receiving touchdowns and tied for fifth among Big 12 receivers. With one more touchdown catch this season, he would have the most by a Red Raider since T.J. Vasher had seven scoring grabs and Antoine Wesley had nine in 2018.

■ The strong performance should come as little surprise following the way Eakin ended the 2023 campaign. The sophomore caught seven passes for 106 yards and a touchdown in Texas Tech's victory over Cal in the Independence Bowl, marking his first 100-yard outing in the process.

■ Prior to joining the Red Raiders, Eakin was among the nation's top receivers at Stephenville High School. Eakin led the nation in receiving yards after catching 93 passes for 2,140 yards and 31 touchdowns as a senior en route to leading the Yellow Jackets to the Class 4A Division I state championship.

RED RAIDERS RELOAD UP FRONT

■ Texas Tech overhauled its offensive line from a year ago as the Red Raiders boasted 143 career starts along its offensive line at the start of the season thanks to multiple additions up front like Davion Carter (Memphis) and Sterling Porcher (Middle Tennessee State). That total ranked tied for ninth nationally and was second in the Big 12.

■ The Red Raiders are led up front by veteran Caleb Rogers, who made his 50th career start at TCU. Rogers has started at both guard and tackle this season for a Texas Tech offense that has used five different starting combinations on the offensive line. Texas Tech is one of seven FBS programs to use five or more different starting offensive line combinations this season, trailing only Florida State (6), UTSA (6) and Middle Tennessee State (6).

BIG 12 LEADERS IN CAREER OFFENSIVE LINE STARTS

School	Starts
1. Oklahoma State	215
2. Texas Tech	143
3. West Virginia	111
4. Iowa State	106

* numbers are reflective of the start to the season.

TEXAS TECH CAREER STARTS ALONG OFFENSIVE LINE

Name	Career Starts	At Tech
Caleb Rogers	50	50
Vinny Sciury	35	2
Sterling Porcher	31	6
Davion Carter	29	7
Jaxon Hughes	18	0
Sheridan Wilson	8	8
Ty Buchanan	6	6
Dalton Merryman	5	5

OFFENSIVE NOTABLES

■ In between steady runs from Tahj Brooks, the Red Raiders have added a steady dose of explosive plays with 47 plays that have gone at least 20 yards this season. That total ranks third in the Big 12 and tied for 13th in the FBS.

■ Texas Tech has converted all of its red zone opportunities in each of its last six games as the Red Raiders currently rank second in the Big 12 and eighth in the FBS for red zone offense. During that stretch, the Red Raiders are a perfect 28-for-28 in converting red zone opportunities into points with 21 touchdowns and only seven field goals.

SCOUT TEAM AWARDS

Following every victory this season, Joey McGuire will recognize two Scout Team Player of the Week honorees, one for an offensive player assisting the defense and the other to the best defensive player who mimics the opposing offense. Each honoree is presented a commemorative football each Sunday night following practice.

Opponent	Offensive	Defensive
Abilene Christian	J'Koby Williams	Oliver Miles III
at Washington State	--	--
North Texas	Kaden Carr	Eddy Smith
Arizona State	Wesley Smith	Cheta Ofili
Cincinnati	Ellis Davis	Ashton Hampton
at Arizona	Tyson Turner	J'Maury Davis
Baylor	--	--
at TCU	--	--
at Iowa State		
Colorado		
at Oklahoma State		
West Virginia		

RETURNING LETTERMEN

OFFENSE (11)

NAME (TECH EXP.)	Letters
Brooks, Tahj (4L)	2020, 2021, 2022, 2023
Brown, Jordan (2L)	2022, 2023
Buchanan, Ty (2L)	2022, 2023
Eakin, Coy (1L)	2023
Hocutt, Drew (2L)	2022, 2023
McCray, Drae (1L)	2023
Morton, Behren (2L)	2022, 2023
Rodkey, Caleb (1L)	2023
Rogers, Caleb (4L)	2020, 2021, 2022, 2023
Tharp, Mason (3L)	2021, 2022, 2023
Valdez, Cam'Ron (2L)	2022, 2023

DEFENSE (18)

NAME (TECH EXP.)	Letters
Adedire, Joseph (2L)	2022, 2023
Banks, E'Maurion (1L)	2023
Baskerville, C.J. (1L)	2023
Collins, Chief (1L)	2023
Dyson III, Harvey (1L)	2023
Esters III, Charles (1L)	2023
Horn, Maurion (1L)	2023
Jordan, Brenden (1L)	2023
Ledet Jr., Quincy (1L)	2023
Lewis, Chapman (1L)	2023
Lux, Bralyn (1L)	2023
McAlpine, Trevon (1L)	2023
Plunk, Joseph (2L)	2022, 2023
Ramirez, Bryce (2L)	2021, 2023
Roberts, Ben (1L)	2023
Sanford, Jordan (1L)	2023
Spencer, Dylan (1L)	2023
Tilmon, Terrell (1L)	2023

SPECIALISTS (3)

NAME (TECH EXP.)	Letters
Burkhardt, Reese (1L)	2023
Garcia, Gino (1L)	2023
Knotts, Jackson (3L)	2021, 2022, 2023

THE BRAND NUMBER



Here at Texas Tech, there is only one available jersey number that is protected: No. 3. The jersey represents the player or players who best represent the core tenants of “The Brand,” which represents Texas Tech’s daily quest to be the “toughest, hard-working, most-competitive team in the country.”

The Red Raiders will have two players wearing the jersey this season in returning linebacker Bryce Ramirez and new wide receiver Josh Kelly. Ramirez was awarded the jersey prior to the 2023 season in recognition for his determination and leadership in response to a catastrophic leg injury suffered the year before at N.C. State. Kelly, meanwhile, previously wore No. 3 at Washington State last season where he led the Cougars with 923 receiving yards and eight touchdowns. Kelly was told during his recruitment that the jersey number is earned and spent the spring in No. 18 before Joey McGuire announced he’d also wear No. 3 this season.

In addition to representing the standards of “The Brand,” the No. 3 jersey is designated to honor the life of the late Luke Siegel, who passed in August 2021 after inspiring countless others across the nation with his fighting spirit in the wake of a golf-cart accident. The No. 3 represented Siegel’s favorite number.

JERSEY SWAPS

Below is a listing of Red Raiders who have changed their jersey number this year from the 2023 season.

NAME (Pos.)	2023	2024
E’Maurion Banks (DL)	98	8
Ty Buchanan (OL)	79	75
John Curry (LB)	42	6
JMaury Davis (DB)	25	23
Drew Hocutt (WR)	82	14
Maurion Horn (DB)	22	4
Brenden Jordan (DB)	27	7
Trent Low (LB)	50	34
BrayIn Lux (DB)	12	0
Trevon McAlpine	93	95
A.J. McCarty (DB)	19	1
Garrett Morphis (OL)	77	73
Jaden Morris (RB)	16	32
Jordan Sanford (DB)	28	21
Macho Stevenson (DB)	16	12
Kelby Valsin (WR)	87	6
Amier Washington	98	88
T.J. West (WR)	86	11
Sheridan Wilson (OL)	65	72

WEEK 8 JERSEY CHANGES

Below is a listing of Red Raiders who have had a jersey number change since this beginning of this season.

NAME (Pos.)	Week 1	vs. Baylor
JohnCarlos Miller II (TE)	9	18
Isaiah Collins (DB)	18	27
Marcus Ramon-Edwards (DB)	20	42

DEFENSIVE NOTEBOOK

WE TAKE IT, THEN WE SCORE

- Texas Tech’s prowess as one of the nation’s top-scoring offenses has been, in part, due to its defense. The Red Raiders’ 14 takeaways this season have resulted in 75 points, which is already the most for Texas Tech in a season since 2017. In fact, over the past 10 seasons, Texas Tech’s 68 points off turnovers already ranks third during that span as the Red Raiders notched 101 points from takeaways in 2015 and then 91 in 2017.
- Texas Tech turned in the bulk of its points off turnovers over the course of its recent four-game winning streak beginning with North Texas. The Red Raiders combined for 60 of their 75 points off turnovers over a four-game stretch with 21 versus North Texas, seven against Arizona State, 14 against Cincinnati and 18 at Arizona. The other 15 points came in the season-opening win over Abilene Christian (8) and at TCU (7).

TEXAS TECH POINTS OFF TURNOVERS SINCE 2015

Season	Takeaways	Points Off
2015	25	101
2017	29	91
2024	14	75

YES, TAKEAWAYS ARE KEY

- The biggest element of Tim DeRuyter’s defense is creating havoc, both in the backfield and via takeaways. With the latter, the Red Raiders have been particularly effective, going 12-3 overall under both Joey McGuire and DeRuyter when leading the turnover battle.
- Texas Tech had won the turnover battle in only nine of the first 26 games under Joey McGuire entering this season but has turned that around so far this season, going 5-1 when doing so with the lone loss coming last weekend at TCU.
- Turnovers have been a consistent speaking point for McGuire throughout his tenure. The Red Raiders are plus-2 in the turnover margin thus far this season with 14 takeaways to 12 turnovers. That margin moves to plus-3 at home and plus-6 in games the Red Raiders have won this season.
- Listen to McGuire for much time and you’ll likely hear the phrase “take three” when referring to his defense. The Red Raiders have hit the “take three” mark three times already this season against North Texas and then at both Arizona and TCU. The Red Raiders were a perfect 6-0 under McGuire when creating at least three takeaways until their loss at TCU.
- ISU enters this week among the nation’s leaders in the fewest turnovers this season as the Cyclones lead the Big 12 and rank tied for 12th with only six takeaways for the opposing defense. The Cyclones are plus-9 in the turnover margin, which is tied for 10th in the country this season. All six of Iowa State’s turnovers this season have come via interceptions.

SAFETIES FINDING THE FOOTBALL

- The Red Raiders rank tied for 16th nationally and third in the Big 12 with 10 interceptions this season with six of those coming from their two safeties in C.J. Baskerville and Chapman Lewis. The pair each picked off the third pass of their respective seasons last weekend at TCU.
- For Baskerville, this is his most productive season defensively as his three interceptions match his career total entering his final year. He has also added 44 tackles from his safety position, which ranks third on the team only behind Texas Tech’s mainstays at linebacker in Jacob Rodriguez and Ben Roberts.
- Lewis has picked off three passes despite missing a pair of games due to injury against both Arizona and Baylor. The sophomore did not have an interception for his career until this season after playing in 12 games a year ago as a freshman.

DEFENSIVE NOTABLES

- Texas Tech is one of only 19 FBS teams and the lone school from the Big 12 with two or more interceptions returned for a touchdown this season. A.J. McCarty provided Texas Tech’s second pick-six against Cincinnati, returning his first career interception as a Red Raider for 51 yards. Bralyn Lux had the first interception for a touchdown against North Texas as he went 44 yards to the end zone.
- For McCarty, it was his second career interception and his first as a Red Raider. Ironically, both of his interceptions have gone for touchdowns and have come inside Jones AT&T Stadium as he stepped in front of a Tyler Shough pass as a member of the Baylor Bears in 2022, only to return it 18 yards for a touchdown.
- Arizona reached the red zone four times but found the end zone only once as the Red Raiders limited the Wildcats to two field goals and stuffed them on fourth down one other time. For the season, opponents are scoring in 29-of-34 trips to the red zone with eight of those coming via field goals.
- Texas Tech limited Arizona State to only 94 rushing yards despite the Sun Devils entering as one of the nation’s top rushing teams with 229.3 yards per game. It marked the seventh time under Joey McGuire the Red Raiders have kept an opponent under 100 rushing yards as Texas Tech is now 7-0 in those games.
- Texas Tech matched its season high with 7.0 tackles for loss at TCU, including a season-high 3.0 sacks. The performance came after the Red Raiders were shut out of both categories against Baylor for the first time in more than a decade.
- Harvey Dyson III was the first Red Raider to get to the quarterback at TCU as his first career sack led to a forced fumble and recovery by the DFW native. In addition to Dyson, Terrell Tilmon recorded his second sack of the season, while Brenden Jordan and Charles Esters III combined for another.
- Texas Tech has allowed a 400-yard passer only three times under Joey McGuire, including twice this season against both Abilene Christian and Cincinnati. Ironically, the Red Raiders are 3-0 in those games.
- The return of Texas Tech’s recruiting prowess under Joey McGuire is starting to show this season as 12 different underclassmen have made at least one start this season, including nine on the defensive side of the ball. Texas Tech has had 33 different players make a start this season, including seven sophomores and five freshmen in wide receiver Micah Hudson, defensive back Macho Stevenson, defensive lineman Jayden Cofield, outside linebacker Amier Washington and defensive lineman Braylon Rigbsby.

RODRIGUEZ BACK AS KEY LEADER

- Jacob Rodriguez had just made one of the best plays of his collegiate career when his leg was rolled up in the season opener at Wyoming last season. Rodriguez, who both forced and recovered a key fumble only seconds earlier, missed the bulk of the 2023 season with that leg injury before returning in November to help push the Red Raiders to bowl eligibility and an eventual win in the Independence Bowl.
- Rodriguez, ultimately, redshirted the 2023 season, playing four games in the regular season and then the Independence Bowl where he was named the Defensive MVP after totaling eight tackles to go along with two key second-half takeaways with a forced fumble and interception.
- Rodriguez has again emerged as the strong presence the Red Raiders expected a year ago as he leads the team with 70 tackles and 4.5 tackles for a loss. Rodriguez has reached double digits for tackles four times in eight games, totaling a career-high 13 stops in the season opener against Abilene



Christian before adding 11 versus Cincinnati, another 13 stops at Arizona and then 12 versus Baylor.

■ Rodriguez enters this week ranked tied for second in the Big 12 with his 70 tackles. He is tied with Oklahoma State's Trey Rucker as the duo trail only Baylor's Matt Jones with 72. Rodriguez is averaging 9.8 stops per game in Big 12 play, the highest clip in the league, while his 49 total tackles are tied for second overall.

■ Rodriguez was named the Bednarik National Linebacker of the Week for the performance at Arizona as he also got his hands on a Noah Fifita pass at the line of scrimmage, knocking it in the air to an awaiting Quincy Ledet Jr. for an interception just before halftime. His biggest play came with just over two minutes remaining in regulation as he punched out a fumble from the arms of Arizona standout wide receiver Tetairoa McMillan for Texas Tech's third and final takeaway of the win.

■ Prior to the two takeaways, Rodriguez recorded Texas Tech's first sack of the night, planting Fifita for a 16-yard loss on Arizona's opening drive. He was the highest-graded linebacker by *Pro Football Focus* for week six among those with at least 25 defensive snaps, finishing at an impressive 92.3 grade.

■ Rodriguez has played a part in four takeaways now this season as also knocked out a forced fumble against ACU and then recovered one of his own to start the second half in the win over Cincinnati.

■ Rodriguez signed with Texas Tech ahead of the 2022 season after beginning his collegiate career as a quarterback at Virginia in 2021. One of the best players in Wichita Falls Rider High School history, Rodriguez was named one of five team captains ahead of this season this past January.

■ Despite all the accolades, his success might not compare to that of his wife, Emma, who is an active-duty helicopter pilot in the U.S. Army. The couple was married in July 2023 in a surprise ceremony (to some) in Houston.

ROBERTS BUILDING OFF FRESHMAN SEASON

■ Ben Roberts continues to build off his Freshman All-America campaign from a year ago as he is second on the team with both 58 total tackles and 4.0 tackles for loss this season. Roberts, who became the first Red Raider linebacker to earn Freshman All-America honors since Brian Duncan in 2007, recorded his best outing of the season with a team-high 12 tackles against Cincinnati to go along with 2.0 tackles for a loss, a forced fumble and quarterback hurry. He has eight double-digit tackle performances in 22 career games.

■ Roberts played a role in both of Texas Tech's takeaways in the Cincinnati win as he punched out a key fumble on the Bearcats' opening drive of the second half and then provided the quarterback hurry that resulted in A.J. McCarty's pick-six interception. It was the third forced fumble of the season for Roberts, who is tied for fourth in the FBS and second in the Big 12 entering this weekend.

■ Roberts closed the 2023 season tied for the national lead among freshmen for tackles as he and Alabama's Caleb Downs both recorded 107 overall. In addition to earning Freshman All-America honors, he was tabbed the Big 12 Co-Defensive Freshman of the Year, marking the first time a Red Raider had collected the honor.

■ Roberts recorded the most tackles in a season by a Red Raider freshman dating back to 1980 as Donald Harris is the only other Texas Tech letterwinner to reach the mark after finishing with 104 stops in 1987. He joined current Miami Dolphins linebacker Jordyn Brooks (2016) as the only Red Raider freshman to lead the team in tackles since 1996.

HE HAS HANDS AND SPEED, TOO

■ Quincy Ledet's 50th career game at the college level will likely not be one he forgets anytime soon. The senior defensive lineman turned in one of the key plays in the victory at Arizona as he snagged a deflected pass by Jacob Rodriguez and returned the interception 20 yards into Wildcat territory. The interception marked the first by a Texas Tech defensive lineman since Mychealon Thomas pulled down a deflected pass of his own against Kansas State on Nov. 4, 2017. The Red Raiders went on to score via a Tahj Brooks nine-yard scamper on the ensuing drive following Ledet's interception to take a 15-3 lead with less than two minutes until halftime.

TECH COMING OFF BEST SEASON SINCE 2009

■ Texas Tech is coming off its best defensive season in more than a decade as the Red Raiders allowed only 26.0 points per game a year ago. It marked the Red Raiders' fewest points allowed per game since 2009 when Texas Tech limited opponents to only 22.6 points a contest.

■ The performance continued the defensive improvements under third-year coordinator Tim DeRuyter, who helped guide the Red Raiders to only allowing 29.2 points per game in his 2022 debut. Prior to his arrival, Texas Tech had not allowed less than 30 points per game since 2009. The Red Raiders only gave up 27.6 points per game during Big 12 play, which, again, was its lowest average since 2009.

GETTING TO THE KICKER

■ Texas Tech blocked its eighth kick under Joey McGuire and special teams coordinator Kenny Perry against Arizona State as E'Maurion Banks reached up to block an extra point late in the third quarter. It was the second PAT for Banks to get his hands on in his career as he previously had a similar important blocked PAT late in the 2023 victory over UCF. The Red Raiders, who had four blocked kicks in McGuire's debut in 2022 and followed with three a year ago, lead the Big 12 and rank tied for 11th for blocked kicks since 2022.

NCAA LEADERS IN BLOCKED KICKS SINCE 2022

School	Blocked Kicks
1. Notre Dame	13
Georgia Tech	13
3. South Carolina	12
4. Bowling Green	10
Miami (OH)	10
Rutgers	10
7. Central Michigan	9
Florida State	9
Louisville	9
Illinois	8
11. Texas Tech	8
Army	8
Nebraska	8
Old Dominion	8
Texas	8
Duke	8
UConn	8

OLB ROOM A SPECIALTY OF DERUYTER

■ The Red Raiders will be looking to identify its next outside linebacker standout after Texas Tech has had a Red Raider drafted out of that position room each of the last two years with Tyree Wilson hearing his name at No. 7 overall in the 2023 NFL Draft followed by Myles Cole in the seventh round this past spring. The position is a specialty for defensive coordinator Tim DeRuyter, who has now coached 19 NFL Draft selections during his career, including a pair of other top-10 picks at the position in Kayvon Thibodeaux at Oregon and Von Miller at Texas A&M.

RED RAIDERS IN THE NFL



MAHOMES WINS THIRD SUPER BOWL

■ Patrick Mahomes II became the first Red Raider in school history to win three career Super Bowls after he helped lead the Kansas City Chiefs to a 25-22 overtime victory over the San Francisco 49ers this past season. It was the second-straight Super Bowl title for the Chiefs and their third in the past five years thanks to Mahomes, who was inducted into both Texas Tech's Hall of Fame and Ring of Honor in 2022.

■ With his first Super Bowl win over the San Francisco 49ers, Mahomes became the youngest player in history to be named NFL MVP and also win a Super Bowl. Mahomes, who at only 24 years of age, was tabbed Super Bowl MVP after leading the Chiefs to their second Super Bowl title in history and their first since 1970.

■ In July 2020, Mahomes signed the richest contract in NFL history as he and the Chiefs agreed on a 10-year extension worth up to \$503 million. It marked the second time in school history where a Red Raider has signed the richest NFL contract as Ring of Honor member Donny Anderson previously did so with the Green Bay Packers upon being drafted in 1965.

■ While maybe known for its offense in recent years, Texas Tech has had two recent first round draft picks from its defense in current Seattle Seahawks linebacker Jordyn Brooks and Las Vegas Raiders edge end Tyree Wilson. Wilson became the highest-drafted Red Raider in program history in 2023 after being selected seventh overall. Brooks, meanwhile, signed with the Miami Dolphins this past offseason after spending the first four professional seasons with the Seahawks.

■ Texas Tech has had three Red Raiders hear their names called during the NFL Draft early in Joey McGuire's tenure as, in addition to Wilson, defensive back Dadrion Taylor-Demerson went in the fourth round this past spring followed by rush end Myles Cole in the seventh round. Texas Tech has also had more than 10 Red Raiders sign undrafted free agent contracts during McGuire's tenure.

2024 RED RAIDERS IN THE NFL

NAME (YEARS AT TECH)	NFL TEAM
Jordyn Brooks, LB (2016-19)	Miami Dolphins
Le'Raven Clark, OL (2012-15)	Philadelphia Eagles
Myles Cole, DE (2022-23)	Jacksonville Jaguars
Baylor Cupp, TE (2022-23)	Kansas City Chiefs
Sam Eguavoen, LB (2011-14)	New York Jets
Erik Ezukanma, WR (2019-21)	Miami Dolphins
Patrick Mahomes II, QB (2014-16)	Kansas City Chiefs
Zech McPhearson, DB (2019-20)	Jacksonville Jaguars
Tyler Owens, DB (2022-23)	Washington Commanders
Cole Spencer, OL (2022-23)	Tennessee Titans
Terence Steele, OL (2016-19)	Dallas Cowboys
Dadrion Taylor-Demerson, S (2019-23)	Arizona Cardinals
Broderick Washington Jr., DL (2016-19)	Baltimore Ravens
Tyree Wilson, DE (2021-22)	Las Vegas Raiders

RECORD BOOK WATCH

TEXAS TECH CAREER KICKOFF YARDAGE LEADERS

Name (Years)	Yards
1. Jakeem Grant (2011-15); 87 returns	2,169
2. Eric Stephens (2009-12); 82 returns	1,979
3. Donny Anderson (1963-65); 56 returns	1,309
4. Lawrence Williams (1972-74); 47 ret.	1,268
5. Jakeem Grant (2012-14); 48 returns	1,152
6. Ivory McCann (2001-02); 49 returns	1,101
7. Drae McCray (2023-present); 38 ret.	1,026
8. Ben McRoy (2010-11); 40 returns	977
9. Wayne Walker (1985-88); 51 returns	959
10. Johnnie Mack (2003-04); 43 returns	955
11. Rodney Blackshear (1987-91); 37 ret.	899

TEXAS TECH SINGLE-SEASON KICKOFF YARDAGE LEADERS

Name (Year)	Yards
1. Eric Stephens (2010); 44 returns	1,071
2. Jakeem Grant (2015); 39 returns	1,017
3. Ben McRoy (2011); 36 returns	899
4. Eric Stephens (2009); 32 returns	823
5. De'Quan Bowman (2018); 31 returns	782
6. Drae McCray (2023); 26 returns	717
7. Rodney Blackshear (1990); 24 returns	621
8. Ivory McCann (2001); 22 returns	606
9. Johnnie Mack (2003); 22 returns	546
10. Donny Anderson (1965); 22 returns	541

TEXAS TECH SINGLE-SEASON KICKOFF RETURN LEADERS

Name (Year)	Returns
1. Eric Stephens (2010)	44
2. Jakeem Grant (2015)	39
3. Ben McRoy (2011)	36
4. Eric Stephens (2009)	32
5. De'Quan Bowman (2018)	31
6. Ivory McCann (2002)	27
7. Drae McCray (2023)	26
8. Rodney Blackshear (1990)	24
9. Jakeem Grant (2014)	23
Tyrone Thurman (1988)	23
11. Donny Anderson (1965)	22
Ivory McCann (2001)	22
Johnnie Mack (2003)	22

TEXAS TECH CAREER FIELD GOAL LEADERS

Name (Year)	Returns
1. Ryan Bustin (2012-14)	50
Clayton Hatfield (2015-18)	50
3. Alex Trlica (2004-07)	48
4. Bill Adams (1977-79)	43
5. Trey Wolff (2019-22)	42
6. Ricky Gann (1981-84)	41
Scott Segrist (1985-88)	41
8. Lin Elliott (1988-91)	40
9. Jon Davis (1991-94)	35
Chris Birkholz (1998-00)	35
11. Don Grimes (1971-73)	29
Approaching:	
Gino Garcia (2022-present)	28

THE NATION'S MOST EXPLOSIVE RETURNER

One of the core concepts behind Texas Tech's weekly "plan to win" strategy is the directive to "be special on special teams." Texas Tech has consistently been among the nation's top special teams units under associate head coach and special teams coordinator Kenny Perry.

Part of that success has come from the return game where Drae McCray is one of the most-explosive kick returners in college football. McCray enters this weekend ranked 10th in the FBS and first in the Big 12 with a 25.8 kick return average this season. He is averaging 29.3 yards a return over his career, which is second nationally among active FBS players.

NCAA FBS ACTIVE CAREER LEADERS FOR KICK RETURN AVERAGE

Name (School)	Returns	Yards	Avg.
1. Barion Brown (Kentucky)	44	1,342	30.5
2. Drae McCray (Texas Tech)	38	1,026	27.0
3. Trebor Pena (Syracuse)	36	972	27.0
4. Key'Shawn Smith (SMU)	30	804	26.8

SPECIAL TEAMS NOTEBOOK

GETTING THE BALL IN HIS HANDS

- Texas Tech will look for any way to get the ball into Drae McCray's hands as he ranks among the most explosive players in college football. McCray is one of only two kick returners in the FBS to boast multiple returns of 50 or more yards, joining Tulane's Rayshawn Pleasant. McCray has five returns of at least 50 yards since his arrival at Texas Tech prior to the 2023 season, which leads the FBS during that span.
- Both of those returns of more than 50 yards came in the season opener versus Abilene Christian as he brought back his first kickoff return of the season for 74 yards, marking the second-longest of his career, before escaping for 65 yards later in the third quarter. Texas Tech combined for 10 points on the two ensuing drives due to the positive field position. He finished with three returns for 165 yards at an impressive average of 55.0 yards.
- McCray now ranks seventh all-time in program history with 1,026 career kick return yards in only 20 games as a Red Raider. McCray, who is 75 yards shy of matching Ivory McCann for sixth all-time in program history, became the seventh Red Raider to reach 1,000 kick return yards as a Red Raider. Of the six letterwinners ahead of him on the all-time kick return chart, all recorded at least 40 career attempts compared to only 38 thus far for McCray.

COMPETITION ISN'T ALL THAT BAD

- Texas Tech entered the season with a kicking competition that will continue into the back half of the season as Gino Garcia and Reece Burkhardt have combined to connect on 15-of-16 field goal attempts this season as well as all 32 PATs. Garcia is a perfect 12-for-12 in his field goal attempts, connecting on 25 of his last 27 tries dating back to the 2023 season. Burkhardt, meanwhile, entered this season with no field goal attempts in his career but has already connected on 3-of-4 tries, including two from at least 40 yards.
- Even with the use of two kickers, Texas Tech ranks ninth in the FBS for field goal percentage (93.8) as the Red Raiders are the only team nationally with 15 or makes this season (12 teams in total) to boast a 90.0 percentage or higher. Texas Tech's 15 made field goals are tied for sixth nationally, four shy of the national lead set by UNLV. Texas Tech leads all Big 12 programs for made field goals and field goal percentage.
- Burkhardt, who emerged to force a kicking competition following a strong spring, has also handled kickoff duties for a second-consecutive season as he has sailed 38-of-55 attempts for touchbacks (69.1 percent). That's a higher number from a year ago where he recorded a touchback on 40 of his 64 attempts (62.5 percent).



- Garcia, meanwhile, became the first Red Raider in school history a year ago to connect on three or more field goals in a season of 50 yards or longer. He earned honorable mention All-Big 12 accolades after finishing 16-of-22 overall on field goal attempts on the season, including an impressive 9-for-10 during Big 12 play. Garcia closed the season by connecting on 14 of his final 16 tries.
- Garcia is one of seven FBS kickers without a field goal miss this season and one of only five with 10 or more attempts, joining Kentucky's Alex Raynor (12-for-12), UAB's Jonah Delange (14-for-14), Pittsburgh's Ben Sauls (12-for-12) and Kennesaw State's Austin Welch (11-for-11). He is tied for third in the Big 12 for total made field goals, trailing only Arizona's Tyler Loops (14-of-18) and BYU's Will Ferrin (14-of-18).
- Garcia has now made each of his last 13 field goal attempts dating back to last season's bowl victory over Cal. It matches the Texas Tech school record for most consecutive made field goals that was set twice previously by Clayton Hatfield in 2018 and then Jonathan Garibay in 2021.
- Garcia arrived at Texas Tech in 2022 following three seasons at Houston Christian. Garcia, who was placed on scholarship by Joey McGuire prior to the first bowl practice last season, is 60-for-81 on field goal attempts over his career as he has connected from 48 yards or longer nine times, including a career-long 59-yarder at Houston Baptist in 2021.

FBS KICKERS WITHOUT A FIELD GOAL MISS THIS SEASON

Name (School)	Att.	Made
1. Jonah Delange (UAB)	14	14
2. Gino Garcia (Texas Tech)	12	12
Alex Raynor (Kentucky)	12	12
Ben Sauls (Pittsburgh)	12	12
Austin Welch (Kennesaw State)	11	11

Minimum of at least 10 field goal tries.

RED RAIDERS GO DOWN UNDER

- Texas Tech has a new punter for the first time since 2019 following the graduation of Austin McNamara, who ended his career with the highest average in program history. Jack Burgess has been tabbed to fill his shoes as the Australian arrived following two seasons at Weber State.
- Burgess has been called on to punt 31 times this season as he is averaging 42.3 yards an attempt. He has downed 13 of his punts inside the 20. Burgess was called on seven times in the win at Arizona, matching his career high.
- This is the second time in recent memory that Texas Tech has turned to Australia for its punter position as Dominic Panazzolo was the Red Raiders' starter over the 2017-18 seasons.





WELCOME TO THE THREE STRIPE LIFE

- Texas Tech will have a new footwear, uniform, apparel and accessory partner beginning with the 2024 season after signing a 10-year agreement with adidas. The collaboration comes as part of adidas’ evolving work with brand partner and Texas Tech alumnus Patrick Mahomes II, who will be the first adidas athlete to have his logo featured on official collegiate apparel. Texas Tech and adidas have already launched co-branded apparel featuring Mahomes’ signature Gladiator logo.
- On a busy day in college athletics, the Texas Tech and adidas announcement reached 17 million users across social media platforms as part of a large-scale unveiling that incorporated “ripping the tape” off the partnership, a reference to the shirt Mahomes infamously wore the 2019 Men’s Final Four.
- As part of the partnership, all eligible student-athletes at Texas Tech will have the opportunity to join the brand’s historic NIL Ambassador Network, which gives all student-athletes at adidas-partnered Division I schools the chance to benefit from their Name, Image and Likeness. Since its inception, over 12,000 student-athletes nationwide across a variety of sports have participated in the network, earning a percentage of the sales they drive for key products and campaigns.

HUDSON JOINS TEAM MAHOMES NIL

- adidas and Patrick Mahomes made noise prior to the season after announcing the signing of six Texas Tech student-athletes, including freshman phenom wide receiver Micah Hudson, to NIL deals. They are the inaugural cohort of Team Mahomes, the three-time Super Bowl Champion’s NIL initiative with adidas.
- The six Red Raiders were welcomed to Team Mahomes on Aug. 23 with a surprise visit by Mahomes to Texas Tech’s

campus and were gifted customized Mahomes gear. The student-athletes joining Team Mahomes will participate in brand marketing campaigns, including for Mahomes’ signature shoe and apparel line with adidas.

- In addition to Hudson, adidas and Mahomes selected NiJaree Canady - the reigning USA Softball National Player of the Year - as well as Jasmine Shavers (women’s basketball), Matthew Comegys (men’s golf), Sam Courtwright (soccer) and TJ Pompey (baseball) to Team Mahomes.

MAHOMES GLADIATOR UNIFORM REVEALED

- adidas and Patrick Mahomes have unveiled a new Texas Tech football uniform that features Mahomes’ signature “Gladiator” logo — one of the first times in history that an athlete’s personal brand has been included in official on-field apparel. The Red Raiders will wear the Mahomes Strategy uniform (pictured below) for the first time at home against Colorado on Nov. 9.
- The Mahomes Strategy uniform features a Dark Grey tackle swill with printed metallic films and Power Red accents. Inspired by the 45-degree bevel found across Texas Tech’s campus and the angular nature of Mahomes’ iconography, the helmet, logos and numbers are displayed in a metallic film with galvanized finishes.
- Texas Tech’s Mahomes Strategy uniform is the latest addition to the partnership between adidas, Mahomes and Texas Tech that has repeatedly established new firsts in collegiate athletics and NIL. In addition to the uniform unveil, there will several other product offerings for Red Raiders fans included in the new Texas Tech x Patrick Mahomes collection, including a Dark Grey quarter-zip, fleece hoodie and new colorway of the Ultraboost 5X — all featuring Mahomes’ Gladiator logo.



UNIFORM TRACKER

Over the past decade, Texas Tech has been among the most innovative teams in the country related to team uniforms. Here’s a look at Texas Tech’s record in various uniform combinations since the start of the 2000 season.

Helmet-Jersey-Pants	2024	Record
Black-Red-Black	1-1	30-7
White-White-White	0-1	12-10
Black-Black-Black	1-0	36-22
Black-White-Black	--	24-24
Black-Black-White	--	7-5
Black-Red-Red	1-0	19-2
Black-White-White	--	15-18
Black-White-Red	0-1	4-6
Red-White-Red	--	2-4
Black-Red-White	1-0	6-1
White-Black-White	--	2-2
Red-White-Black	--	1-3
Gray-White-Gray	--	1-3
Red-Red-Red	--	1-2
White-Red-Red	--	1-2
White-White-Red	--	0-2
Red-White-White	--	1-1
Black-Gray-Black	--	1-0
Black-Black-Gray	--	1-0
Gray-Gray-Gray	--	1-0
Black-Black-Red	--	0-1
White-White-Black	1-0	2-0
White-Red-White	--	1-0
Red-Red-White	--	1-0
Red-Red-Black	--	0-1
Red-Black-White	--	0-1
Red-Black-Black	--	1-0
Black-White-Gray	--	0-1

Specialty Uniforms

Throwbacks 2014-23	5-9
Wounded Warrior (2010)	1-0
Wounded Warrior (2011)	0-1
Lone Star Pride (2012)	0-1
Lone Survivor (2013)	0-1
Lone Star Pride (2013)	0-1
White Ombre’ (2014)	0-1
Lone Star Pride (2014)	0-1
Black Ombre’ (2014)	0-1

2024 UNIFORM TRACKER

Opponent	Combo	Result
Abilene Christian	Black-Red-Black	W, 52-51 (OT)
at Washington State	White-White-White	L, 16-37
North Texas	Black-Red-White	W, 66-21
Arizona State	Black-Red-Red	W, 30-22
Cincinnati	Black-Black-Black	W, 44-41
at Arizona	White-White-Black	W, 28-22
Baylor	Black-Red-Black	L, 35-59
at TCU	Black-White-Red	L, 34-35
at Iowa State		
Colorado		
at Oklahoma State		
West Virginia		

JOEY MCGUIRE FILE

Hometown	Crowley, Texas
Education	Texas-Arlington '95 (Kinesiology)
Wife	Debbie
Children	Daughter: Raegan; Son: Garret

COACHING HISTORY

Year	Position
2022-present	Texas Tech Head Coach
2020-21	Baylor Assoc. Head Coach (Outside Linebackers)
2019	Baylor Associate Head Coach (Defensive Ends)
2017-18	Baylor Assistant Coach (Tight Ends)
2003-16	Cedar Hill High School Head Coach
1997-02	Cedar Hill High School Assistant Coach
1995-96	Crowley High School Assistant Coach

BOWL GAMES (5)

2023	Radiance Technologies Independence Bowl
2022	TaxAct Texas Bowl
2021	Allstate Sugar Bowl*
2019	Allstate Sugar Bowl
2018	Academy Sports + Outdoors Texas Bowl


* bowl came after he already accepted the Texas Tech position.

RECORD vs. OPPONENTS

Opponent	Overall	Home	Away	Neutral
Abilene Christian	1-0	1-0	0-0	0-0
Arizona	1-0	0-0	1-0	0-0
Arizona State	1-0	1-0	0-0	0-0
Baylor	1-2	0-2	1-0	0-0
BYU	0-1	0-0	0-1	0-0
California	1-0	0-0	0-0	1-0
Cincinnati	1-0	1-0	0-0	0-0
Colorado	0-0	0-0	0-0	0-0
Houston	2-0	2-0	0-0	0-0
Iowa State	1-0	0-0	1-0	0-0
Kansas	2-0	1-0	1-0	0-0
Kansas State	0-2	0-1	0-1	0-0
Murray State	1-0	1-0	0-0	0-0
N.C. State	0-1	0-0	0-1	0-0
North Texas	1-0	1-0	0-0	0-0
Oklahoma	1-0	1-0	0-0	0-0
Oklahoma State	0-1	0-0	0-1	0-0
Ole Miss	1-0	0-0	0-0	1-0
Oregon	0-1	0-1	0-0	0-0
Tarleton State	1-0	1-0	0-0	0-0
TCU	1-2	1-0	0-2	0-0
Texas	1-1	1-0	0-1	0-0
UCF	1-0	1-0	0-0	0-0
Washington State	0-1	0-0	0-1	0-0
West Virginia	1-1	1-0	0-1	0-0
Wyoming	0-1	0-0	0-1	0-0

RECORD vs. CONFERENCES

Conference	Overall	Home	Away	Neutral
American	2-0	2-0	0-0	0-0
ACC	0-1	0-0	0-1	0-0
Big Ten	0-0	0-0	0-0	0-0
Big 12	13-10	9-3	4-7	0-0
Conference USA	0-0	0-0	0-0	0-0
FBS Independents	0-0	0-0	0-0	0-0
Mid-American	0-0	0-0	0-0	0-0
Mountain West	0-1	0-0	0-1	0-0
Pac-12	1-2	0-1	0-1	1-0
SEC	1-0	0-0	0-0	1-0
Sun Belt	0-0	0-0	0-0	0-0
FCS Opponents	3-0	3-0	0-0	0-0



HEAD COACH JOEY MCGUIRE

THE HALL OF FAMER

■ There likely isn't a power-five football program in the state of Texas with better ties to its high school coaches than at Texas Tech as McGuire hired six members of his charter coaching staff that have ties to the Texas High School Coaches Association (THSCA). McGuire, himself, is already a legend at the prep level as a member of the THSCA Hall of Honor and the Texas High School Football Hall of Fame.

■ McGuire, owner of three state titles as head coach of Cedar Hill High School in the Dallas-Fort Worth metroplex, was inducted into the THSCA Hall of Honor (THSCA) in 2020 and then the Texas High School Football Hall of Fame in 2022 in the months after accepting the Texas Tech position. McGuire is still an avid speaker at the annual THSCA Convention and regularly hosts clinics for high school coaches each year.

NOT THE ONLY COACH IN THE FAMILY

■ Turn on a television any weekend this fall and you could possibly see another McGuire roaming the sidelines as Garret McGuire is entering his second season as the wide receivers coach at Nebraska. The younger McGuire previously played under his father at quarterback at Cedar Hill High School before enjoying four years as a backup quarterback at Baylor. He joined the coaching profession immediately after, serving as an offensive assistant under new Nebraska head coach Matt Rhule while with the NFL's Carolina Panthers.

■ Garret isn't the only McGuire building an impressive career, either, as Raegan McGuire is a fashion designer for AMUR in New York City. Her designs have been worn by several high-profile figures, including Natalie Biden, the granddaughter of President Joe Biden, as well as Taylor Swift during her spring 2023 Eras Tour.

AN NFL FRONT OFFICE

■ Under McGuire, Texas Tech's personnel department resembles an NFL front office, a unique approach in the world of college football. Texas Tech's personnel department is overseen by general manager James Blanchard, who was McGuire's first hire after accepting the Texas Tech position. Blanchard has the ability to offer any potential recruit he and his staff feel will fit at Texas Tech, allowing McGuire's coaching staff to prioritize player development.

■ The setup has paved the way for consecutive top-25 classes as the Red Raiders ranked as high as No. 23 each of the past two years by the likes of Rivals and On3.com. Texas Tech's 2023 class ranked as high as No. 23 nationally by Rivals, marking its highest-rated class in more than a decade. Its 2024 class, meanwhile, was the highest-rated class in the Big 12 at No. 23 overall, a testament to McGuire and his staff's ties to the state of Texas.

CEDAR HILL CONNECTIONS

■ McGuire made his name in the coaching profession during his 14 seasons leading Cedar Hill High School in the Dallas-Fort Worth metroplex. McGuire has had five former Cedar Hill standouts on the Texas Tech roster already during his tenure, including three this season in junior outside linebacker Charles Esters III, sophomore outside linebacker Harvey Dyson III and sophomore defensive back Jalon Peoples.

■ While he did not graduate from Cedar Hill, Jordan Brown attended the high school up until his senior year as he was a freshman when McGuire departed from Cedar Hill. His older brother, Laquionte Gonzalez, was on a Cedar Hill team under McGuire that played in the Class 6A state title game as a senior in 2012.



THE BRAND

The core tenant under McGuire revolves around The Brand, which stands for his desire that the Red Raiders be the "toughest, hardest-working, most-competitive team in the country." On his final interview for the Texas Tech position, McGuire described his vision for the Red Raider program using The Brand, which President Lawrence Schovanec said "describes West Texas."



WHAT'S NEXT!

Step into any Texas Tech practice and the phrase "What's Next" is one you'll hear early and often. No matter if something good or bad happens on the field, McGuire and his staff stress a "What's Next!" mentality, emphasizing that the focus should be on the next play or rep. And for reference, the phrase is always a statement, never a question, as evidenced by its exclamation point at its end.



TAKE THREE UNIVERSITY

McGuire, a defensive coach at heart, heavily utilizes the phrase "Take Three" as a program. The phrase has transformed into a rallying cry from the defense with in-house video production signaling "one," "two" or "three" each time the Red Raiders create a takeaway. McGuire, prior to each game, regularly wears a t-shirt designed for the defense that says "Take Three University."



ONE OF THE QUICKEST TO 20 WINS

■ Joey McGuire recorded his 20th win of his career at Arizona, making him the quickest Texas Tech head coach to reach that mark since Steve Sloan from 1975-77. McGuire is the fourth head coach in program history to reach 20 wins in 32 or fewer games at Texas Tech, joining not only Sloan but also E.Y. Freeland (1925-28) and Pete Cawthon (21-12). Below is a listing of Texas Tech's head coaches through 34 games leading the Red Raiders.

HEAD COACHING RECORDS THROUGH 34 CAREER GAMES

Name	Record (34)	Game No. 35 Result
E.Y. Freeland	20-8-6	L, vs. Abilene Christian
Grady Higgenbotham [*]	--	--
Pete Cawthon	22-12	W, vs. Texas Mines
Dell Morgan	17-16-1	L, at No. 13 Tulsa
DeWitt Weaver	21-12-1	W, at Texas A&M
JT King	13-21	L, at Baylor
Jim Carlen	20-14	L, vs. No. 16 North Carolina
Steve Sloan	23-11	L, vs. No. 19 Florida State
Rex Dockery	15-16-2	--
Jerry Moore	9-23-2	L, at New Mexico
David McWilliams [*]	--	--
Spike Dykes	20-13-1	L, at No. 18 Ohio State
Mike Leach	19-15	W, vs. Baylor
Tommy Tuberville	19-15	W, vs. Kansas
Kliff Kingsbury	17-17	L, at West Virginia
Matt Wells [*]	13-17	--
Joey McGuire	20-14	--

^{*} designates head coaches who did not reach 33 games.

BIG 12 VICTORIES UNDER MCGUIRE

■ The win at Arizona marked Texas Tech's 13th victory already in Big 12 play under Joey McGuire, who was only the second head coach to win 13 of his first 21 league contests since the Red Raiders joined the Southwest Conference in 1960. Steve Sloan was also 15-6 at the same point in his Texas Tech tenure from 1975-77 before finishing 17-10 against SWC foes during his three seasons leading the Red Raiders.

■ McGuire has returned the Red Raiders to being one of the Big 12's most competitive teams as Texas Tech was 5-4 in each of his first two seasons, marking its first winning record in league play since 2009. In the 12 seasons since that 2009 campaign, the Red Raiders were only a combined 36-71 (.336) during Big 12 play with no seasons of at least a .500 record.

■ In its nearly 30 years as a Big 12 member, Texas Tech has never finished above .500 in league play over three consecutive seasons. The Red Raiders experienced a nine-year stretch from 2001-09 where Texas Tech, playing an eight-game conference schedule, recorded at least a 4-4 mark against its Big 12 peers.

BEFORE & AFTER THE MCGUIRE ERA IN BIG 12 PLAY

Category	McGuire (2022-)	2010-21
Record	13-9	36-71
Winning Percentage	.591	.336
Winning League Records	2	0

THE BOOK ON FOURTH DOWNS

■ Much has been said about Joey McGuire's aggressive approach to fourth downs over his first two seasons. That approach has evolved this season, though, as Texas Tech has gone for it on fourth down only 18 times, significantly less than the combined 89 attempts the past two seasons.

■ The Red Raiders have been among the most-aggressive teams on fourth downs under McGuire, converting 67 of their 107 attempts (.626) over his two-plus seasons. Texas Tech was 24-of-37 on fourth downs in 2023 after going 33-of-52 during McGuire's debut season in 2022.

■ Texas Tech currently leads the FBS for the most fourth-down conversions since 2022 as Red Raiders and Baylor (65) are the only schools over 60 during that span. Baylor leads the FBS with 119 fourth-down attempts during this span followed by the Red Raiders with 107 of their own.

■ It's not the fact that the Red Raiders are so daring under McGuire that's impressive. It's the fact that it's proven to be successful, too. The Red Raiders are a combined plus-120 over his two-plus seasons in the plus/minus scale, which is determined based on the result of Texas Tech's ongoing drive or points scored by an opponent on a failed attempt.

■ In total, the Red Raiders have gone for it on fourth down at least five times in 10 different games under McGuire. Texas Tech has converted at least one fourth down in 28 of 34 games under McGuire and has attempted at least one fourth down conversion in all but three games, including twice this year against Arizona State and Arizona.

RED RAIDERS ON FOURTH DOWN ATTEMPTS IN 2024

Game	4th Downs	Pts. Gained	Pts. Lost	+/-
Abilene Christian	1-3	7	14	-7
Washington State	1-5	0	17	-17
North Texas	1-1	7	0	+7
Arizona State	0-0	0	0	0
Cincinnati	0-1	0	7	-7
Arizona	0-0	0	0	0
Baylor	5-6	28	7	+21
TCU	2-2	7	0	+7
Iowa State	--	--	--	--
Colorado	--	--	--	--
Oklahoma State	--	--	--	--
West Virginia	--	--	--	--
Totals	10-18	49	45	+4
2022 Totals	33-52	129	51	+78
2023 Totals	24-37	61	23	+38
McGuire totals	67-107	239	119	+120

FBS LEADERS IN 4TH-DOWN CONVERSIONS SINCE 2022

School	Conv.	Att.	Pct.
1. Texas Tech	67	107	.626
Baylor	65	119	.546
3. West Virginia	58	93	.624
4. Ole Miss	51	88	.580
North Texas	51	85	.600

NEWS & NOTES ON MCGUIRE...

■ McGuire became the first head coach in school history to win a bowl game in each of his first two seasons after the Red Raiders downed Cal in the Independence Bowl. Texas Tech previously knocked off Ole Miss to close his inaugural 2022 campaign at the TaxAct Texas Bowl.

■ McGuire is now only the second head coach in program history to lead the Red Raiders to bowl games in each of his first two seasons, joining the late Mike Leach, who pushed Texas Tech to a bowl game in each of his 10 seasons.

■ Texas Tech has hit the 40-point mark 10 times during McGuire's tenure as the Red Raiders are a perfect 10-0 in those games during his two-plus seasons.

■ There is defense in West Texas as Texas Tech is 12-1 overall under McGuire when holding opponents to 25 or fewer points. Texas Tech has limited its opponents to 25 or fewer points eight times during Big 12 play under McGuire and has done so in each of its two bowl victories.

■ McGuire's eight-win debut in 2022 finished one victory shy for the most by a first-year head coach in program history as Dell Morgan previously led the Red Raiders to a 9-2 record in 1941. McGuire led the Red Raiders to a 5-4 record in Big 12 that same season, becoming the first head coach to notch a winning conference record (above .500) in his debut season since David McWilliams did so in 1986.

RECORD BREAKDOWN

	2024	Big 12	McGuire
Overall	5-3	3-2	20-14
at Jones AT&T Stadium	4-1	2-1	14-4
in Away Games	1-2	1-1	4-10
in Neutral Site Games	0-0	0-0	2-0
Day Games	2-2	1-2	8-6
Night Games (6 p.m. start or later)	3-1	2-0	12-8
vs. Top 25 teams	0-0	0-0	3-6
vs. Top 10 teams	0-0	0-0	0-3
vs. Unranked Teams	5-3	3-2	17-8
Scoring first	5-0	3-0	15-4
Opponents score first	0-3	0-2	5-10
Leading at halftime	4-1	2-1	16-3
Trailing at halftime	0-2	0-1	2-11
Tied at halftime	1-0	1-0	2-0
Leading after third quarter	5-1	3-1	19-3
Trailing after third quarter	0-2	0-1	1-9
Tied after third quarter	0-0	0-0	0-2
Overtime games	1-0	0-0	4-1
Scoring less than 20 points	0-1	0-0	2-6
Scoring 20-29 points	1-0	1-0	2-3
Scoring 30-39 points	1-2	1-2	6-5
Scoring 40-49 points	1-0	1-0	6-0
Scoring 50+ points	2-0	0-0	4-0
Allowing less than 20 points	0-0	0-0	6-0
Allowing 20-29 points	3-0	2-0	8-3
Allowing 30-39 points	0-2	0-1	2-7
Allowing 40+ points	2-1	1-1	3-4
Rushing for less than 100 yards	0-0	0-0	0-2
Rushing for 100-199 yards	3-3	2-2	13-12
Rushing for 200+ yards	2-0	1-0	7-0
Passing for less than 300 yards	3-1	3-1	13-9
Passing for 300-399 yards	2-2	0-1	5-5
Passing for 400+ yards	0-0	0-0	2-0
Less than 300 yards of total offense	0-0	0-0	1-1
Totaling 300-399 yards of offense	2-0	2-0	5-5
Totaling 400-499 yards of offense	1-3	1-2	8-7
Totaling 500-599 yards of offense	2-0	0-0	5-1
Totaling 600+ yards offense	0-0	0-0	1-0
Allowing less than 100 yards rushing	1-0	1-0	7-0
Allowing 100-199 yards rushing	4-1	2-1	9-7
Allowing 200+ yds rushing	0-2	0-1	4-7
Allowing less than 200 yards passing	0-1	0-0	2-8
Allowing 200-299 yards passing	2-1	1-1	10-4
Allowing 300-399 yards passing	1-1	1-1	5-2
Allowing 400+ yards passing	2-0	1-0	3-0
Allowing less than 300 yards offense	0-0	0-0	2-3
Allowing 300-399 yards offense	2-0	1-0	7-1
Allowing 400-499 yards of offense	1-2	1-1	6-8
Allowing 500+ yards of offense	2-1	1-1	5-2
Leading turnover margin	5-1	3-1	12-3
Trailing turnover margin	0-2	0-1	5-11
Tied in turnover margin	0-0	0-0	3-0
Having 0 takeaways	0-1	0-1	3-6
Having 1 takeaway	2-1	1-0	6-5
Having 2 takeaways	1-0	1-0	5-2
Having 3 or more takeaways	2-1	1-1	6-1
Having 0 turnovers	2-0	1-0	7-1
Having 1 turnover	2-0	1-0	7-3
Having 2 turnovers	1-2	1-2	4-2
Having 3 or more turnovers	0-1	0-0	2-8
Leading in time of possession	2-2	1-2	12-5
When trailing in time of possession	3-1	2-0	8-9

TEXAS TECH QUICK FACTS

TEXAS TECH UNIVERSITY

Location	Lubbock, Texas
Founded	1923
Enrollment	41,045
Chancellor	Dr. Tedd Mitchell
President	Dr. Lawrence Schovanec
Director of Athletics	Kirby Hocutt
Faculty Athletics Representative	Brian Shannon
NCAA Affiliation	Division I
Athletics Conference	Big 12 (Charter Member)
Nickname	Red Raiders
Official Mascot	Masked Rider (horse and rider)
Unofficial Mascot	Raider Red (cartoon figure)
Colors	Scarlet (PMS 485c) & Black (Process Black)
Band	Goin' Band From Raiderland (400 members)

TEAM HISTORY

First Year of Football	1925
Conference Championships	11
Bowl Appearances/Record	41 (17-23-1)
8+ win seasons (most recent)	27 (2022, 8-5)
9+ win seasons (most recent)	14 (2009, 9-4)
10+ win seasons (most recent)	6 (2008, 11-2)
Most wins in single season	11 (1953, 1973, 2008)


STADIUM INFORMATION

Stadium (Capacity)	Jones AT&T Stadium (60,229)
Stadium Luxury Suites	102
Stadium Club Seats	1,644
Stadium Surface	Hellas Matrix Helix (installed 2023)

TEXAS TECH SUPPORT STAFF

Head Strength & Conditioning Coach	Lance Barilow (3rd Season)
Sr. Assoc. S&C Coach	Aaron Hall (3rd Season)
Assoc. S&C Coach	Brandon Lee (4th Season)
Asst. S&C Coach	Brandyn Musgrave (3rd Season)
Asst. S&C Coach	Khalid Blount (2nd Season)
Associate A.D./Head Athletic Trainer	Michael Ramirez (8th Season)
Associate Athletic Trainer	Jordan Shimoda (2nd Season)
Assistant Athletic Trainer	Steven Lapso (4th Season)
Assistant Athletic Trainer	Erika Dean (2nd Season)
Applied Sports Scientist for Football	R.J. Torres (3rd Season)
Senior Analyst/Asst. QB Coach	Kirk Bryant (3rd Season)
Asst. ST Coord./Specialists Coach	Tyler Schovanec (3rd Season)
Asst. Running Backs Coach	Trent Vasey (3rd Season)
Asst. Defensive Backs Coach	Ryan Conry (3rd Season)
Asst. Inside Linebackers Coach	Taylor Young (1st Season)
G.A./Asst. OL Coach	Jackson Kimble (1st Season)
G.A./Asst. WR Coach	Tito Overton (1st Season)
G.A./Asst. Secondary Coach	Jah'Shawn Johnson (3rd Season)
G.A./Asst. Defensive Line Coach	Cole Maxwell (2nd Season)
Analyst	Darcel McBeth (1st Season)
Associate A.D./Football Admin.	Antonio Huffman (6th Season)
Director of Football Operations	Quintin Jordan (3rd Season)
Director of Player Development	Dave Martin (3rd Season)
Director of Player Personnel	James Blanchard (3rd Season)
Director of Scouting	Brian Nance (3rd Season)
Assistant A.D./Head Dietitian	Hannah Petersen (3rd Season)
Assistant Football Dietitian	Gentry Hicks (2nd Season)
Assistant A.D./Equipment Operations	Zane Perry (20th Season)
Head Football Equipment Manager	Cayman Ancell (8th Season)
Director of Football Video	Eric Gerald (9th Season)

TEXAS TECH COACHING STAFF



ZACH KITTLE

Offensive Coordinator/Quarterbacks
3rd Season at Tech
Game Day Location: Sideline

Career Breakdown: Kittley returned to his alma mater to put together a strong debut season as the Red Raiders averaged 34.2 points per game and 461.4 yards of total offense per game despite using three different starting quarterbacks in 2022. Kittley has worked with a pair of NFL quarterbacks during his short coaching career, first with Patrick Mahomes II at Texas Tech and then Bailey Zappe at both Houston Baptist and Western Kentucky.



KENNY PERRY

Associate Head Coach/Special Teams
Coordinator/Running Backs
3rd Season at Tech
Game Day Location: Sideline


Career Breakdown: Perry, a legendary high school head coach in the DFW metroplex, had one of the nation's top running backs in 2023 with Tahj Brooks to go with the reliability on special teams with punter Austin McNamara and kicker Gino Garcia. Perry spent 14 years as a high school head coach, finishing 67-22 over his final seven seasons at Arlington Bowie alone. He is a former member of the THSCA Board of Directors.



JOSH BOOKBINDER

Inside Linebackers
3rd Season at Tech
Game Day Location: Pressbox


Career Breakdown: Bookbinder was among Joey McGuire's first hires at Texas Tech after the two previously served on the defensive staff at Baylor (2019-21). Texas Tech surrendered only 26.0 points per game in 2023 as Bookbinder navigated around an injury to starter Jacob Rodriguez in the season opener, only for freshman Ben Roberts to develop into the Red Raiders' leading tackler and an All-American. Bookbinder is the grandson of legendary Baylor head coach Grant Teaff.



ZARNELL FITCH

Defensive Line
3rd Season at Tech
Game Day Location: Sideline

Career Breakdown: Fitch, another one-time Texas High School Coaches Association member, is no stranger to the Big 12 as he previously served in a similar role at TCU prior to his arrival in Lubbock. Fitch has mentored 13 players who have earned All-Big 12 honors during his career, a list that features Texas Tech's Tony Bradford Jr. and Jaylon Hutchings, who were one of only three FBS duos to record at least 30 pressures each in 2022.



CLAY MCGUIRE

Offensive Line Coach
1st Season at Tech
Game Day Location: Sideline

Career Breakdown: McGuire (no relation to Joey McGuire) returned to his alma mater following two seasons as the offensive line coach at Washington State, his second stint with the Cougars after serving in a similar capacity for six years under Mike Leach from 2012-17. Under his tutelage, Cody O'Connell became a two-time All-America selection, and the second unanimous All-American in Washington State history in 2016 and was the school's first Outland Trophy finalist.



TIM DERUYTER

Defensive Coordinator
3rd Season at Tech
Game Day Location: Pressbox

Career Breakdown: DeRuyter arrived in Lubbock having served as a defensive coordinator or a head coach in each of the past 21 seasons. In 2023, the Red Raiders allowed only 26.0 points per game - their lowest average since 2009 - en route to their second-consecutive season with a winning Big 12 record. The previous season saw Tyree Wilson selected in the first round of the NFL Draft. DeRuyter was previously the head coach at Fresno State from 2012-16.



C.J. AH YOU

Outside Linebackers
3rd Season at Tech
Game Day Location: Sideline

Career Breakdown: Ah You mentored Tyree Wilson to first team All-America honors during his debut season on the Red Raider staff as Texas Tech, behind Wilson the Red Raiders ranked in the top 20 nationally for tackles for loss. His hiring marked his return to the Big 12 where he previously starred at Oklahoma (2005-06) before enjoying a six-year NFL career with the St. Louis Rams.



JOSH COCHRAN

Running Game Coordinator/Tight Ends
3rd Season at Tech
Game Day Location: Pressbox

Career Breakdown: Cochran shifted over to coach the tight ends under Joey McGuire after spending the previous two seasons as the co-offensive coordinator and offensive line coach at Austin Peay. Cochran, who was named in July 2022 to Dave Campbell's Texas Football "40 under 40" coaches list, is a one-time THSCA member as he began his career in the prep ranks at Lindale High School in East Texas.



JUSTIN JOHNSON

Assistant Head Coach/Passing Game
Coordinator/Receivers
2nd Season at Tech
Game Day Location: TBD

Career Breakdown: Johnson, nicknamed "Coach Juice" throughout his career, arrived in Lubbock after a three-year stint at Baylor. Johnson oversaw the running backs room at both Baylor and then Houston, his alma mater, in 2019, but returns to coaching wide receivers with the Red Raiders. He previously was the wide receivers coach at Kansas in 2018, the same position he starred at during his own four-year career at Houston.



MARCEL YATES

Passing Game Coordinator/Secondary
3rd Season at Tech
Game Day Location: Sideline

Career Breakdown: Yates, a former defensive coordinator at both Boise State and Arizona, mentored Dadrion Taylor-Demerson, who earned second Team All-Big 12 honors in 2023 and was selected in the fourth round of the 2024 NFL Draft by the Arizona Cardinals. The Red Raiders allowed only 29.2 points per game in Yates' debut season in 2022 before improving to 26.0 points in 2023. Yates arrived in Lubbock from Oregon where he was the secondary and passing game coordinator during the 2021 season. He has worked alongside defensive coordinator Tim DeRuyter each of the past three seasons at both Cal and Oregon.

NUMERICAL ROSTER

NO	PLAYER	POS	HT	WT	YR-EX	HOMETOWN (HIGH SCHOOL)
0	Bralyn Lux^	DB	5-11	185	Sr-1L	San Jose, Calif. (King's Academy)
0	Cam'Ron Valdez	RB	5-9	200	Jr-2L	Rockdale, Texas (Rockdale)
1	Micah Hudson	WR	6-0	195	Fr-HS	Temple, Texas (Lake Belton)
1	A.J. McCarty	DB	6-0	190	Jr-RS	Brownwood, Texas (Brownwood)
2	Behren Morton	QB	6-2	220	Jr-2L	Eastland, Texas (Eastland)
2	Jalon Peoples	DB	5-11	195	So-SQ	Cedar Hill, Texas (Cedar Hill)
3	Josh Kelly^	WR	6-1	195	Sr-TR	Fresno, Calif. (San Joaquin Memorial)
3	Bryce Ramirez	LB	6-2	235	Sr-2L	Missouri City, Texas (George Ranch)
4	Jordan Brown	WR	5-11	185	Sr-2L	Dallas, Texas (DeSoto)
4	Maurion Horn	DB	5-11	180	So-1L	Broken Arrow, Okla. (Broken Arrow)
5	Caleb Douglas	WR	6-4	205	Jr-TR	Missouri City, Texas (Hightower)
5	Quincy Ledet Jr.^	DL	6-2	315	Sr-1L	Orange, Texas (West Orange-Stark)
6	John Curry	LB	6-2	225	Fr-RS	Lubbock, Texas (Coronado)
6	Kelby Valsin	WR	6-1	195	Fr-RS	Arlington, Texas (Bowie)
7	Cameran Brown	QB	6-2	230	So-TR	Byron, Ga. (Northside Warner Robins)
7	Brenden Jordan	DB	6-0	210	So-1L	Mansfield, Texas (Mansfield)
8	E'Maurion Banks	DL	6-5	300	Jr-1L	Wichita Falls, Texas (Rider)
8	Coy Eakin	WR	6-2	210	So-1L	Stephenville, Texas (Stephenville)
9	C.J. Baskerville	DB	6-3	210	Sr-1L	North Richland Hills, Texas (Richland)
10	Drae McCray	WR	5-9	185	Sr-1L	Tallahassee, Fla. (North Florida Christian)
10	Jacob Rodriguez	LB	6-1	230	Jr-1L	Wichita Falls, Texas (Rider)
11	Charles Esters III	OLB	6-3	260	Jr-1L	Cedar Hill, Texas (Cedar Hill)
11	T.J. West	WR	6-1	200	Fr-RS	Houston, Texas (Humble)
12	Jalin Conyers	TE	6-4	265	Sr-TR	Gruver, Texas (Gruver)
12	Macho Stevenson	DB	6-1	190	Fr-RS	Shreveport, La. (Captain Shreve)
13	Brady Boyd	WR	6-1	195	Jr-1L	Southlake, Texas (Southlake Carroll)
13	Ben Roberts	LB	6-3	230	So-1L	Haslet, Texas (Eaton)
14	Joseph Adedire	OLB	6-3	265	Jr-2L	Mansfield, Texas (Mansfield Summit)
14	Drew Hocutt	WR	6-0	185	Sr-2L	Lubbock, Texas (Frenship)
15	Will Hammond	QB	6-2	205	Fr-HS	Austin, Texas (Hutto)
15	Oliver Miles III	DB	6-2	190	Fr-HS	El Campo, Texas (El Campo)
16	Ashton Hampton	DB	6-0	165	Fr-HS	Pearland, Texas (Pearland)
17	Isaac Smith	OLB	6-6	260	Jr-1L	Wagoner, Okla. (Wagoner)
17	Jake Strong	QB	6-1	205	Fr-RS	Justin, Texas (Northwest)
18	L.J. Johnson Jr.	WR	5-10	180	Fr-HS	Madisonville, Texas (Madisonville)
18	JohnCarlos Miller II	TE	6-5	240	Jr-TR	Greensboro, N.C. (Dudley)
19	Dylan Spencer	OLB	6-5	245	So-1L	Orange, Texas (C.E. King)
19	Haydon Wiginton	WR	5-11	195	Jr-SQ	Midlothian, Texas (Heritage)
20	J'Koby Williams	RB	5-10	180	Fr-HS	Beckville, Texas (Beckville)
21	Jordan Sanford	DB	6-0	195	So-1L	Arlington, Texas (Mansfield Timberview)
22	Devynn Cromwell	DB	6-0	200	Sr-TR	Toronto, Ontario, Canada (Clarkson Football North)
23	JMaury Davis	DB	5-11	190	Fr-RS	Clarendon, Texas (Clarendon)
23	Adam Hill	RB	6-1	215	Fr-HS	Albany, Texas (Albany)
24	Malik Esquerria	DB	6-3	195	Fr-HS	Killeen, Texas (Shoemaker)
25	Chapman Lewis	DB	6-1	180	So-1L	Burleson, Texas (Burleson Centennial)
26	Sammy Morris IV	DB	6-1	200	Jr-SQ	Prosper, Texas (Prosper)
27	Isaiah Collins	DB	6-3	190	Fr-HS	Huntsville, Texas (Huntsville)
27	Javeon Wilcox	DB	6-0	205	Fr-TR	Temple, Texas (Lake Belton)
28	Tahj Brooks^	RB	5-10	230	Sr-4L	Manor, Texas (Manor)
28	Peyton Morgan	DB	6-0	180	Fr-HS	Round Rock, Texas (Pflugerville Weiss)
29	Chief Collins	DB	5-11	195	Jr-1L	Lucas, Texas (Lovejoy)
30	Mikal Harrison-Pilot	DB	6-0	210	Fr-TR	Temple, Texas (Temple)
30	Jackson Knotts	LS	5-11	195	Sr-3L	Plant City, Fla. (Plant City)
31	Joseph Plunk	DB	5-10	180	Sr-2L	Amarillo, Texas (Tascosa)
32	Jaden Morris	RB	5-11	205	So-SQ	Arlington, Texas (Lamar)
32	Cheta Ofili	OLB	6-4	225	Fr-HS	Rowlett, Texas (Sachse)
33	Cameron Dickey	RB	5-10	215	Fr-HS	Austin, Texas (Crockett)
33	Harvey Dyson III	OLB	6-3	250	So-1L	Cedar Hill, Texas (Cedar Hill)
34	Trent Low	LB	6-1	220	Sr-1L	Midland, Texas (Midland Lee)
35	Miquel Dingle Jr.	LB	6-2	220	Fr-RS	Charleston, S.C. (Byrnes)
36	Justin Horne	LB	6-0	220	Fr-RS	New Orleans, La. (John Curtis Christian)
37	Curtis Murillo	WR	6-1	190	Fr-RS	El Paso, Texas (Eastwood)
37	Miles Thompson	DB	5-11	175	Fr-RS	Cedar Rapids, Iowa (Washington)
38	Reese Burkhardt	K	6-1	200	Sr-1L	Andalusia, Ala. (Andalusia)
38	Anthony White	DB	6-0	195	Fr-RS	Abernathy, Texas (Abernathy)
39	Luke Dillingham	DB	6-1	205	Jr-SQ	Brock, Texas (Brock)
39	Charles Robinson	TE	6-0	250	Jr-SQ	Lubbock, Texas (Coronado)
40	Wesley Smith	LB	5-10	220	So-1L	Midland, Texas (Legacy)
41	Jack Burgess	P	6-3	215	Jr-TR	Bacchus Marsh, Victoria, Australia (St. Patrick's College)



NUMERICAL ROSTER

NO	PLAYER	POS	HT	WT	YR-EX	HOMETOWN (HIGH SCHOOL)
42	Marcus Ramon-Edwards	DB	6-3	225	Fr-RS	Lubbock, Texas (Trinity)
43	Chris Lemons	LB	6-2	210	Fr-RS	Prosper, Texas (Prosper)
45	Terrell Tilmon	OLB	6-5	235	Jr-1L	Mansfield, Texas (Mansfield Timberview)
46	Isaiah Crawford	OLB	6-4	225	Fr-RS	Post, Texas (Post)
47	Rylan Vagana	LS	6-0	210	Fr-HS	Huntington Beach, Calif. (Mater Dei)
48	Gage Elder	LB	5-11	220	Jr-SQ	Rockwall, Texas (Rockwall)
48	Stone Harrington	K	6-3	195	So-SQ	Colleyville, Texas (Colleyville)
50	Eddy Smith	OLB	6-6	270	Fr-HS	Pearland, Texas (Pearland Dawson)
51	Jayden Cofield	DL	6-2	310	Fr-RS	Austin, Texas (Manor)
52	De'Braylon Carroll^	DL	6-0	300	Sr-TR	Duncanville, Texas (Duncanville)
53	Holton Hendrix	OL	6-4	300	Fr-HS	Lubbock, Texas (Lubbock Cooper)
54	Kaden Carr	OL	6-6	320	Fr-RS	Canadian, Texas (Lubbock Cooper)
56	Davion Carter^	OL	6-0	295	Sr-TR	Pearl, Miss. (Pearl)
58	Tanner Allen	DL	6-3	285	So-SQ	Bryan, Texas (Bryan)
60	Nick Fattig	OL	6-4	290	Fr-RS	League City, Texas (Clear Springs)
62	Tyler Murray	OL	6-4	295	Fr-HS	San Antonio, Texas (Brandeis)
63	Dylan Shaw	OL	6-4	315	Fr-RS	Corpus Christi, Texas (Flour Bluff)
64	Jurrien Loftin	OL	6-5	315	So-SQ	Aledo, Texas (Aledo)
65	D'Anthis Upshaw Jr.	OL	6-5	280	Fr-HS	Irving, Texas (Irving)
66	Jackson Hildebrand	OL	6-2	285	Fr-HS	San Antonio, Texas (Alamo Heights)
67	Dalton Merryman	OL	6-9	305	Jr-SQ	Montgomery, Texas (Montgomery)
68	Jaxon Hughes^	OL	6-6	310	Sr-TR	Greensboro, N.C. (Northern Guilford)
69	Caleb Rodkey	OL	6-4	315	Jr-1L	Missouri City, Texas (Ridge Point)
70	Jacob Ponton	OL	6-8	280	Fr-HS	Dripping Springs, Texas (Dripping Springs)
71	Vinny Sciury	OL	6-4	305	Sr-TR	Massillon, Ohio (Perry)
72	Sheridan Wilson	OL	6-5	300	So-SQ	Argyle, Texas (Argyle)
73	Garrett Morphis	OL	6-4	300	Fr-RS	Monticello, Ark. (Waco Midway)
74	Daniel Sill	OL	6-5	315	Fr-RS	College Station, Texas (A&M Consolidated)
75	Ty Buchanan	OL	6-6	305	Jr-2L	Corpus Christi, Texas (Calallen)
76	Caleb Rogers^	OL	6-5	310	Sr-4L	Mansfield, Texas (Lake Ridge)
77	Maurice Rodrigues	OL	6-7	335	Jr-TR	Pasadena, Calif. (Pasadena)
78	Ellis Davis	OL	6-7	290	Fr-HS	Prosper, Texas (Prosper)
79	Sterling Porcher	OL	6-4	315	Sr-TR	Sumter, S.C. (Sumter)
80	Mason Tharp	TE	6-9	270	Sr-3L	Klein, Texas (Klein)
82	Price Morgan	WR	5-11	190	Jr-TR	Round Rock, Texas (Pflugerville Weiss)
83	Jack Esparza	TE	6-4	250	So-SQ	Austin, Texas (St. Michael's Catholic)
84	D.J. Crest	WR	6-3	190	Fr-RS	El Paso, Texas (Parkland)
85	Aiden Meeks	WR	5-10	180	Fr-RS	Rockwall, Texas (Rockwall)
86	Tyson Turner	WR	6-2	210	Fr-HS	Bryan, Texas (Bryan)
87	Chandlin Myers	WR	6-3	165	Fr-HS	Hawley, Texas (Hawley)
88	Trey Jackson	TE	6-5	230	Fr-HS	Dallas, Texas (South Oak Cliff)
88	Amier Washington	OLB	6-2	270	Fr-RS	Orange, Texas (Little Cypress-Mauriceville)
89	Jason Llewellyn	TE	6-5	265	So-TR	Aledo, Texas (Aledo)
90	Ansel Nedore	OLB	6-3	265	Fr-RS	Round Rock, Texas (Round Rock)
91	James Hansen^	DL	6-2	315	Sr-TR	Fontana, Calif. (Kaiser)
92	Kasen Long	OLB	6-5	260	Fr-HS	Shallowater, Texas (Shallowater)
94	Braylon Rigsby	OLB	6-2	295	Fr-RS	Woodville, Texas (Woodville)
95	Trevon McAlpine	DL	6-3	305	So-1L	Saraland, Ala. (Saraland)
96	Keyshawn Williams	DL	6-3	310	Fr-HS	Houston, Texas (Dekaney)
97	Charles Anderson Jr.	OLB	6-6	265	Fr-HS	Houston, Texas (Pearland Dawson)
98	Kendall Allen	DL	6-3	265	Fr-HS	Tyler, Texas (Chapel Hill)
99	Sam Carrell	OLB	6-4	270	Jr-SQ	Albuquerque, N.M. (Sandia)
99	Gino Garcia^	K	6-2	215	Sr-1L	Richardson, Texas (Pearce)

PHONETIC ROSTER visit the [TexasTech.com](#) football roster page for audio pronunciations powered by The Name Engine



•0 Bralyn Lux - <i>BRAY-Lin</i>	•14 Joseph Adedire - <i>uh-DAY-dee-ray</i>	•37 Curtis Murillo - <i>mer-ILL-low</i>	•71 Vinny Scuiry - <i>SKIR-ee</i>
•0 Cam'Ron Valdez - <i>CAM-ron</i>	•14 Drew Hocutt - <i>HDE-cutt</i>	•41 Jack Burgess - <i>BER-jess</i>	•73 Garrett Morphis - <i>MORE-fiss</i>
•2 Behren Morton - <i>BARE-en</i>	•19 Haydon Wiginton - <i>HAY-dun, WIG-in-tun</i>	•45 Terrell Tilmon - <i>ter-ELL, TILL-min</i>	•77 Maurice Rodrigues - <i>more-EECE, rod-REE-gez</i>
•2 Jalon Peoples - <i>JAY-lin</i>	•22 Devynn Cromwell - <i>DEV-in, CRAHM-well</i>	•47 Rylan Vagana - <i>RYE-len, vuh-GAH-nuh</i>	•79 Sterling Porcher - <i>pore-SHAY</i>
•4 Maurion Horn - <i>MAR-ee-ahn</i>	•23 JMaury Davis - <i>juh-MAR-ee</i>	•52 De'Braylon Carroll - <i>duh-BRAY-lin</i>	•83 Jack Esparza - <i>eh-SPAR-zuh</i>
•5 Quinic Ledet Jr. - <i>luh-DETT</i>	•24 Malik Esquerra - <i>muh-LEEK, eh-SCARE-uh</i>	•56 Davion Carter - <i>DAY-vee-on</i>	•87 Chandlin Myers - <i>CHAND-linn</i>
•6 Kelby Valsin - <i>VAL-sin</i>	•27 Javeon Wilcox - <i>JAY-vee-on</i>	•60 Nick Fattig - <i>FAT-igg</i>	•89 Jason Llewellyn - <i>loo-ELL-in</i>
•8 E'Maurion Banks - <i>ee-MAR-ee-on</i>	•30 Mikal Harrison-Pilot - <i>mih-KALE</i>	•64 Jurrien Lofton - <i>JER-ee-in</i>	•90 Ansel Nedore - <i>nuh-DORE-ee</i>
•8 Coy Eakin - <i>AY-kin</i>	•32 Cheta Ofili - <i>CHET-uh, oh-FEE-lee</i>	•65 D'anthis Upshaw Jr. - <i>dee-ANN-this</i>	•95 Treveon McAlpine - <i>TRAY-von mick-AL-pine</i>
•10 Jacob Rodriguez - <i>rod-REE-gez</i>	•35 Miquel Dingle Jr. - <i>MY-kell, DING-gull</i>	•69 Caleb Rodkey - <i>ROD-kee</i>	•99 Sam Carrell - <i>CARE-ull</i>
•11 Charles Esters III - <i>ESS-sters</i>	•36 Justin Horne - <i>HORN</i>	•70 Jacob Ponton - <i>PONT-in</i>	



ROSTER BREAKDOWN BY POSITION

QUARTERBACKS

2	Behren Morton	6-2	220	Jr-2L	Eastland, Texas (Eastland)
7	Cameran Brown	6-2	230	So-TR	Byron, Ga. (Northside Warner Robins)
15	Will Hammond	6-2	205	Fr-HS	Austin, Texas (Hutto)
17	Jake Strong	6-1	205	Fr-RS	Justin, Texas (Northwest)

RUNNING BACKS

0	Cam Ron Valdez	5-9	200	Jr-2L	Rockdale, Texas (Rockdale)
20	J'Koby Williams	5-10	180	Fr-HS	Beckville, Texas (Beckville)
23	Adam Hill	6-1	215	Fr-HS	Albany, Texas (Albany)
28	Tahj Brooks^	5-10	230	Sr-4L	Manor, Texas (Manor)
32	Jaden Morris	5-11	205	So-SQ	Arlington, Texas (Lamar)
33	Cameron Dickey	5-10	215	Fr-HS	Austin, Texas (Crockett)

TIGHT ENDS

12	Jalin Conyers	6-4	265	Sr-TR	Gruver, Texas (Gruver)
18	Johncarlos Miller II	6-5	240	Jr-TR	Greensboro, N.C. (Dudley)
39	Charles Robinson	6-0	250	Jr-SQ	Lubbock, Texas (Coronado)
80	Mason Tharp	6-9	270	Sr-3L	Klein, Texas (Klein)
83	Jack Esparza	6-4	250	So-SQ	Austin, Texas (St. Michael's Catholic)
88	Trey Jackson	6-5	230	Fr-HS	Dallas, Texas (South Oak Cliff)
89	Jason Llewellyn	6-5	265	So-TR	Aledo, Texas (Aledo)

WIDE RECEIVERS

1	Micah Hudson	6-0	195	Fr-HS	Temple, Texas (Lake Belton)
3	Josh Kelly^	6-1	195	Sr-TR	Fresno, Calif. (San Joaquin Memorial)
4	Jordan Brown	5-11	185	Sr-2L	Dallas, Texas (DeSoto)
5	Caleb Douglas	6-4	205	Jr-TR	Missouri City, Texas (Hightower)
6	Kelby Valsin	6-1	195	Fr-RS	Arlington, Texas (Bowie)
8	Coy Eakin	6-2	210	So-1L	Stephenville, Texas (Stephenville)
10	Drae McCray	5-9	185	Sr-1L	Tallahassee, Fla. (North Florida Christian)
11	T.J. West	6-1	200	Fr-RS	Houston, Texas (Humble)
13	Brady Boyd	6-1	195	Jr-1L	Southlake, Texas (Southlake Carroll)
14	Drew Hocutt	6-0	185	Sr-2L	Lubbock, Texas (Frenship)
18	L.J. Johnson Jr.	5-10	180	Fr-HS	Madisonville, Texas (Madisonville)
19	Haydon Wiginton	5-11	195	Jr-SQ	Midlothian, Texas (Heritage)
37	Curtis Murillo	6-1	190	Fr-RS	El Paso, Texas (Eastwood)
82	Price Morgan	5-11	190	Jr-TR	Round Rock, Texas (Pflugerville Weiss)
84	D.J. Crest	6-3	190	Fr-RS	El Paso, Texas (Parkland)
85	Aiden Meeks	5-10	180	Fr-RS	Rockwall, Texas (Rockwall)
86	Tyson Turner	6-2	210	Fr-HS	Bryan, Texas (Bryan)
87	Chandlin Myers	6-3	165	Fr-HS	Hawley, Texas (Hawley)

OFFENSIVE LINE

53	Holton Hendrix	6-4	300	Fr-HS	Lubbock, Texas (Lubbock Cooper)
54	Kaden Carr	6-6	320	Fr-RS	Canadian, Texas (Lubbock Cooper)
56	Davion Carter^	6-0	295	Sr-TR	Pearl, Miss. (Pearl)
60	Nick Fattig	6-4	290	Fr-RS	League City, Texas (Clear Springs)
62	Tyler Murray	6-4	295	Fr-HS	San Antonio, Texas (Brandeis)
63	Dylan Shaw	6-4	315	Fr-RS	Corpus Christi, Texas (Flour Bluff)
64	Jurrien Loftin	6-5	315	So-SQ	Aledo, Texas (Aledo)
65	D'Anthis Upshaw Jr.	6-5	280	Fr-HS	Irving, Texas (Irving)
66	Jackson Hildebrand	6-2	285	Fr-HS	San Antonio, Texas (Alamo Heights)
67	Dalton Merryman	6-9	305	Jr-SQ	Montgomery, Texas (Montgomery)
68	Jaxon Hughes^	6-6	310	Sr-TR	Greensboro, N.C. (Northern Guilford)
69	Caleb Rodkey	6-4	315	Jr-1L	Missouri City, Texas (Ridge Point)
70	Jacob Ponton	6-8	280	Fr-HS	Dripping Springs, Texas (Dripping Springs)
71	Vinny Sciury	6-4	305	Sr-TR	Massillon, Ohio (Perry)
72	Sheridan Wilson	6-5	300	So-SQ	Argyle, Texas (Argyle)
73	Garrett Morphis	6-4	300	Fr-RS	Monticello, Ark. (Waco Midway)
74	Daniel Sill	6-5	315	Fr-RS	College Station, Texas (A&M Consolidated)
75	Ty Buchanan	6-6	305	Jr-2L	Corpus Christi, Texas (Calallen)
76	Caleb Rogers^	6-5	310	Sr-4L	Mansfield, Texas (Lake Ridge)
77	Maurice Rodriques	6-7	335	Jr-TR	Pasadena, Calif. (Pasadena)
78	Ellis Davis	6-7	290	Fr-HS	Prosper, Texas (Prosper)
79	Sterling Porcher	6-4	315	Sr-TR	Sumter, S.C. (Sumter)

SPECIALISTS

30	Jackson Knotts	5-11	195	Sr-3L	Plant City, Fla. (Plant City)
38	Reese Burkhardt	6-1	200	Sr-1L	Andalusia, Ala. (Andalusia)
41	Jack Burgess	6-3	215	Jr-TR	Bacchus Marsh, Victoria, Australia (St. Patrick's College)
47	Rylan Vagana	6-0	210	Fr-HS	Huntington Beach, Calif. (Mater Dei)
48	Stone Harrington	6-3	195	So-SQ	Colleyville, Texas (Colleyville)
99	Gino Garcia^	6-2	215	Sr-1L	Richardson, Texas (Pearce)

ALPHABETICAL

NAME	NO	POS
Joseph Adedire	14	OLB
Kendall Allen	98	OL
Tanner Allen	58	OL
Charles Anderson Jr.	97	OLB
E'Maurion Banks	8	OL
C.J. Baskerville	9	DB
Brady Boyd	13	WR
Tahj Brooks	28	RB
Cameran Brown	7	QB
Jordan Brown	4	WR
Ty Buchanan	75	OL
Jack Burgess	41	P
Reese Burkhardt	38	K
Kaden Carr	54	OL
Sam Carrell	99	OL
De'Braylon Carroll	52	OL
Davion Carter	56	OL
Jayden Cofield	51	OL
Chief Collins	29	DB
Isaiah Collins	27	DB
Jalin Conyers	12	TE
Isaiah Crawford	46	OLB
D.J. Crest	84	WR
Devynn Cromwell	22	DB
John Curry	6	LB
Ellis Davis	78	OL
JMaury Davis	23	DB
Cameron Dickey	33	RB
Luke Dillingham	39	DB
Miquel Dingle Jr.	35	LB
Caleb Douglas	5	WR
Harvey Dyson III	33	OLB
Coy Eakin	8	WR
Gage Elder	48	LB
Jack Esparza	83	TE
Malik Esquerra	24	DB
Charles Esters III	11	OLB
Nick Fattig	60	OL
Gino Garcia	99	K
Will Hammond	15	QB
Ashton Hampton	16	DB
James Hansen	91	OL
Stone Harrington	48	K
Mikal Harrison-Pilot	30	DB
Holton Hendrix	53	OL
Jackson Hildebrand	66	OL
Adam Hill	23	RB
Drew Hocutt	14	WR
Maurion Horn	4	DB
Justin Horne	36	LB
Micah Hudson	1	WR
Jaxon Hughes	68	OL
Trey Jackson	88	TE
L.J. Johnson Jr.	18	WR
Brenden Jordan	7	DB
Josh Kelly	3	WR
Jackson Knotts	30	LS
Quincy Ledet Jr.	5	OL
Chris Lemons	43	LB
Chapman Lewis	25	DB
Jason Llewellyn	89	TE
Jurrien Loftin	64	OL
Kasen Long	92	OLB
Trent Low	34	LB
Bralyn Lux	0	DB
Trevon McAlpine	95	OL
A.J. McCarty	1	DB
Drae McCray	10	WR

ALPHABETICAL

NAME	NO	POS
Aiden Meeks	85	WR
Dalton Merryman	67	OL
Oliver Miles III	15	DB
Johncarlos Miller II	18	TE
Peyton Morgan	28	DB
Price Morgan	82	WR
Garrett Morphis	73	OL
Jaden Morris	32	RB
Sammy Morris IV	26	DB
Behren Morton	2	QB
Curtis Murillo	37	WR
Tyler Murray	62	OL
Chandlin Myers	87	WR
Ansel Nedore	90	OLB
Cheta Ofili	32	OLB
Jalon Peoples	2	DB
Joseph Plunk	31	DB
Jacob Ponton	70	OL
Sterling Porcher	79	OL
Bryce Ramirez	3	LB
Marcus Ramon-Edwards	42	DB
Braylon Rigsby	94	OLB
Ben Roberts	13	LB
Charles Robinson	39	TE
Caleb Rodkey	69	OL
Jacob Rodriguez	10	LB
Maurice Roderiques	77	OL
Caleb Rogers	76	OL
Jordan Sanford	21	DB
Vinny Sciury	71	OL
Dylan Shaw	63	OL
Daniel Sill	74	OL
Eddy Smith	50	OLB
Isaac Smith	17	OLB
Wesley Smith	40	LB
Dylan Spencer	19	OLB
Macho Stevenson	12	DB
Jake Strong	17	QB
Mason Tharp	80	TE
Miles Thompson	37	DB
Terrell Tilmon	45	OLB
Tyson Turner	86	WR
D'Anthis Upshaw	65	OL
4Rylan Vagana	47	LS
Cam'Ron Valdez	0	RB
Kelby Valsin	6	WR
Amier Washington	88	OLB
T.J. West	11	WR
Anthony White	38	DB
Haydon Wiginton	19	WR
Javeon Wilcox	27	DB
J'Koby Williams	20	RB
Keyshawn Williams	96	DL
Sheridan Wilson	72	OL

ROSTER BREAKDOWN BY POSITION

DEFENSIVE LINE						
5	Quincy Ledet Jr.^	6-2	315	Sr-1L	Orange, Texas (West Orange-Stark)	
8	E'Maurion Banks	6-5	300	Jr-1L	Wichita Falls, Texas (Rider)	
51	Jayden Cofield	6-2	310	Fr-RS	Austin, Texas (Manor)	
52	De'Braylon Carroll^	6-0	300	Sr-TR	Duncanville, Texas (Duncanville)	
58	Tanner Allen	6-3	285	So-SQ	Bryan, Texas (Bryan)	
91	James Hansen^	6-2	315	Sr-TR	Fontana, Calif. (Kaiser)	
95	Trevon McAlpine	6-3	305	So-1L	Saraland, Ala. (Saraland)	
96	Keyshawn Williams	6-3	310	Fr-HS	Houston, Texas (Dekaney)	
98	Kendall Allen	6-3	265	Fr-HS	Tyler, Texas (Chapel Hill)	

OUTSIDE LINEBACKERS						
11	Charles Esters III	6-3	260	Jr-1L	Cedar Hill, Texas (Cedar Hill)	
14	Joseph Adedire	6-3	265	Jr-2L	Mansfield, Texas (Mansfield Summit)	
17	Isaac Smith	6-6	260	Jr-1L	Wagoner, Okla. (Wagoner)	
19	Dylan Spencer	6-5	245	So-1L	Orange, Texas (C.E. King)	
32	Cheta Ofili	6-4	225	Fr-HS	Rowlett, Texas (Sachse)	
33	Harvey Dyson III	6-3	250	So-1L	Cedar Hill, Texas (Cedar Hill)	
45	Terrell Tilmon	6-5	235	Jr-1L	Mansfield, Texas (Mansfield Timberview)	
46	Isaiah Crawford	6-4	225	Fr-RS	Post, Texas (Post)	
50	Eddy Smith	6-6	270	Fr-HS	Pearland, Texas (Pearland Dawson)	
88	Amier Washington	6-2	270	Fr-RS	Orange, Texas (Little Cyrpress-Mauriceville)	
90	Ansel Nedore	6-3	265	Fr-RS	Round Rock, Texas (Round Rock)	
92	Kasen Long	6-5	260	Fr-HS	Shallowater, Texas (Shallowater)	
94	Braylon Rigsby	6-2	295	Fr-RS	Woodville, Texas (Woodville)	
97	Charles Anderson Jr.	6-6	265	Fr-HS	Houston, Texas (Pearland Dawson)	
99	Sam Carrell	6-4	270	Jr-SQ	Albuquerque, N.M. (Sandia)	

INSIDE LINEBACKERS						
3	Bryce Ramirez	6-2	235	Sr-2L	Missouri City, Texas (George Ranch)	
6	John Curry	6-2	225	Fr-RS	Lubbock, Texas (Coronado)	
10	Jacob Rodriguez	6-1	230	Jr-1L	Wichita Falls, Texas (Rider)	
13	Ben Roberts	6-3	230	So-1L	Haslet, Texas (Eaton)	
34	Trent Low	6-1	220	Sr-1L	Midland, Texas (Midland Lee)	
35	Miquel Dingle Jr.	6-2	220	Fr-RS	Charleston, S.C. (Byrnes)	
36	Justin Horne	6-0	220	Fr-RS	New Orleans, La. (John Curtis Christian)	
40	Wesley Smith	5-10	220	So-1L	Midland, Texas (Legacy)	
43	Chris Lemons	6-2	210	Fr-RS	Prosper, Texas (Prosper)	
48	Gage Elder	5-11	220	Jr-SQ	Rockwall, Texas (Rockwall)	

DEFENSIVE BACKS						
0	Bralyn Lux^	5-11	185	Sr-1L	San Jose, Calif. (King's Academy)	
1	A.J. McCarty	6-0	190	Jr-RS	Brownwood, Texas (Brownwood)	
2	Jalon Peoples	5-11	195	So-SQ	Cedar Hill, Texas (Cedar Hill)	
4	Maurion Horn	5-11	180	So-1L	Broken Arrow, Okla. (Broken Arrow)	
7	Brenden Jordan	6-0	210	So-1L	Mansfield, Texas (Mansfield)	
9	C.J. Baskerville	6-3	210	Sr-1L	North Richland Hills, Texas (Richland)	
12	Macho Stevenson	6-1	190	Fr-RS	Shreveport, La. (Captain Shreve)	
15	Oliver Miles III	6-2	190	Fr-HS	El Campo, Texas (El Campo)	
16	Ashton Hampton	6-0	165	Fr-HS	Pearland, Texas (Pearland)	
21	Jordan Sanford	6-0	195	So-1L	Arlington, Texas (Mansfield Timberview)	
22	Devynn Cromwell	6-0	200	Sr-TR	Toronto, Ontario, Canada (Clarkson Football North)	
23	JMaury Davis	5-11	190	Fr-RS	Clarendon, Texas (Clarendon)	
24	Malik Esquerra	6-3	195	Fr-HS	Killeen, Texas (Shoemaker)	
25	Chapman Lewis	6-1	180	So-1L	Burlleson, Texas (Burlleson Centennial)	
26	Sammy Morris IV	6-1	200	Jr-SQ	Prosper, Texas (Prosper)	
27	Isaiah Collins	6-3	190	Fr-HS	Huntsville, Texas (Huntsville)	
27	Javeon Wilcox	6-0	205	Fr-TR	Temple, Texas (Lake Belton)	
28	Peyton Morgan	6-0	180	Fr-HS	Round Rock, Texas (Pflugerville Weiss)	
29	Chief Collins	5-11	195	Jr-1L	Lucas, Texas (Lovejoy)	
30	Mikal Harrison-Pilot	6-0	210	Fr-TR	Temple, Texas (Temple)	
31	Joseph Plunk	5-10	180	Sr-2L	Amarillo, Texas (Tascosa)	
37	Miles Thompson	5-11	175	Fr-RS	Cedar Rapids, Iowa (Washington)	
38	Anthony White	6-0	195	Fr-RS	Abernathy, Texas (Abernathy)	
39	Luke Dillingham	6-1	205	Jr-SQ	Brock, Texas (Brock)	
42	Marcus Ramon-Edwards	6-3	225	Fr-RS	Lubbock, Texas (Trinity)	

ROSTER KEY
^ represents Super Senior who is utilizing COVID season for final year of eligibility



NATIONAL RANKINGS

ASSOCIATED PRESS (Week 10, Oct. 27)

Team	Record	Points
1. Oregon (61)	8-0	1549
2. Georgia (1)	6-1	1467
3. Penn State	7-0	1417
4. Ohio State	6-1	1324
5. Miami (FL)	8-0	1283
6. Texas	7-1	1276
7. Tennessee	6-1	1081
8. Notre Dame	7-1	1000
9. BYU	8-0	995
10. Texas A&M	7-1	972
11. Clemson	6-1	968
11. Iowa State	6-1	968
13. Indiana	8-0	952
14. Alabama	6-2	706
15. Boise State	6-1	619
16. LSU	6-2	577
17. Kansas State	7-1	571
18. Pittsburgh	7-0	570
19. Ole Miss	6-2	471
20. SMU	7-1	400
21. Army	7-0	312
22. Washington State	7-1	220
23. Colorado	6-2	152
24. Illinois	6-2	113
25. Missouri	6-2	44

RECEIVING VOTES: Vanderbilt 41, Memphis 34, Tulane 28, Navy 23, Louisville 5, Arkansas 4, UNLV 4, Louisiana-Lafayette 3, South Carolina 1.

THE LAST TIME TEXAS TECH WAS...

Ranked in AP Poll	Sept. 23, 2018 (No. 25)
Ranked in Coaches' Poll	Preseason 2023 (No. 24)
RV in the AP Poll	Oct. 13, 2024
RV in Coaches' Poll	Oct. 13, 2024

MISCELLANEOUS RECORDS:

Highest Ranking (AP):	No. 2 (Nov. 2-16, 2008)
Highest Ranking (Coaches):	No. 2 (Nov. 9-16, 2008)
Highest Final Ranking (AP):	No. 11 (1938, 1973)
Highest Final Ranking (Coaches):	No. 11 (1973)
Consecutive Weeks Ranked (AP):	20 (2004-06)

USA TODAY AFCA COACHES POLL (Week 10, Oct. 27)

Team	Record	Points
1. Oregon (53)	8-0	1349
2. Georgia (1)	6-1	1270
3. Penn State	7-0	1239
4. Ohio State	6-1	1160
5. Miami (FL)	8-0	1136
6. Texas	7-1	1096
7. Tennessee	6-1	987
8. Clemson	6-1	942
9. Notre Dame	7-1	853
10. Iowa State	7-0	846
11. Texas A&M	7-1	806
12. BYU	8-0	786
13. Indiana	8-0	741
14. Alabama	6-2	619
15. Kansas State	7-1	533
16. LSU	6-2	530
17. Pittsburgh	7-0	495
18. Ole Miss	6-2	475
19. Boise State	6-1	459
20. SMU	7-1	346
21. Army	7-0	278
22. SMU	6-1	249
23. Missouri	6-2	114
24. Illinois	6-2	89
25. Memphis	7-1	76

RECEIVING VOTES: Colorado 75, Tulane 27, Louisiana 14, Vanderbilt 13, Navy 10, UNLV 7, Arizona State 5, Virginia Tech 3, Duke 3, Arkansas 3, Louisville 2, James Madison 2, Michigan 1.

COLLEGE FOOTBALL PLAYOFF

Team	Record	Points
First poll debuts Nov. 5		

BIG 12 CONFERENCE 2024-27 SCHEDULING MATRIX

2024

Date	Opponent	Location
A31	Abilene Christian	Lubbock, TX
S7	at Washington State	Pullman, WA
S14	North Texas	Lubbock, TX
S21	Arizona State*	Lubbock, TX
S28	Cincinnati*	Lubbock, TX
O5	at Arizona*	Tuscon, AZ
O19	Baylor*	Lubbock, TX
O26	at TCU*	Fort Worth, TX
N2	at Iowa State*	Ames, IA
N9	Colorado*	Lubbock, TX
N23	at Oklahoma State*	Stillwater, OK
N30	West Virginia*	Lubbock, TX

* = Big 12 game
All future conference dates (2025-27) are TBD

2025

Date	Opponent	Location
A30	Arkansas-Pine Bluff	Lubbock, TX
S6	Kent State	Lubbock, TX
S13	Oregon State	Lubbock, TX
	BYU*	Lubbock, TX
	Kansas*	Lubbock, TX
	Oklahoma State*	Lubbock, TX
	UCF*	Lubbock, TX
	at Arizona State*	Tempe, AZ
	at Houston*	Houston, TX
	at Kansas State*	Manhattan, KS
	at Utah*	Salt Lake City, UT
	at West Virginia*	Morgantown, WV

2026

Date	Opponent	Location
S5	Abilene Christian	Lubbock, TX
S12	at Oregon State	Corvallis, OR
S26	Sam Houston	Lubbock, TX
	Arizona*	Lubbock, TX
	Arizona State*	Lubbock, TX
	Houston*	Lubbock, TX
	TCU*	Lubbock, TX
	West Virginia*	Lubbock, TX
	at Baylor*	Waco, TX
	at Cincinnati*	Cincinnati, OH
	at Colorado*	Boulder, CO
	at Oklahoma State*	Stillwater, TX

2027

Date	Opponent	Location
S4	Arkansas-Pine Bluff	Lubbock, TX
S11	at North Texas	Denton, TX
S18	N.C. State	Lubbock, TX
	Baylor*	Lubbock, TX
	Iowa State*	Lubbock, TX
	Kansas State*	Lubbock, TX
	Utah*	Lubbock, TX
	at BYU*	Provo, UT
	at Houston*	Houston, TX
	at Kansas*	Lawrence, KS
	at TCU*	Fort Worth, TX
	at UCF*	Orlando, FL



COME-FROM-BEHIND WINS

The victory over Cincinnati at home on Sept. 28 marked the 27th time since 2000, and fourth time under Joey McGuire, that the Red Raiders overcame a double-digit deficit to win. Below is a listing of Tech's come-from-behind wins during that span:

DATE	OPPONENT	DEFICIT	RESULT
Dec. 29, 2006	vs. Minnesota*	31	W, 44-41 (OT)
Sept. 25, 2004	Kansas	25	W, 31-30
Sept. 18, 2004	TCU	21	W, 70-35
Oct. 1, 2011	at Kansas	20	W, 45-34
Nov. 26, 2022	Oklahoma	18	W, 51-48 (OT)
Oct. 5, 2002	at #23 Texas A&M	18	W, 48-47 (OT)
Nov. 18, 2006	Oklahoma State	17	W, 30-24
Nov. 18, 2023	UCF	14	W, 24-23
Sept. 24, 2022	#22 Texas	14	W, 37-34 (OT)
Sept. 4, 2021	vs. Houston	14	W, 38-21
Nov. 14, 2020	Baylor	14	W, 24-23
Sept. 24, 2011	Nevada	14	W, 35-34
Nov. 6, 2010	at #14 Missouri	14	W, 27-17
Nov. 29, 2008	Baylor	14	W, 35-28
Jan. 1, 2008	vs. Virginia	14	W, 31-28
Sept. 8, 2007	UTEP	14	W, 45-31
Nov. 1, 2003	Colorado	14	W, 26-21
Nov. 16, 2002	#3 Texas	14	W, 42-38
Oct. 19, 2013	at West Virginia	11	W, 37-27
Sept. 28, 2024	Cincinnati	11	W, 44-41
Nov. 24, 2017	at Texas	10	W, 27-23
Nov. 22, 2014	at Iowa State	10	W, 34-31
Oct. 5, 2013	at Kansas	10	W, 54-16
Oct. 20, 2012	at #21 TCU	10	W, 56-56 (3OT)
Sept. 3, 2011	Texas State	10	W, 50-10
Oct. 23, 2010	at Colorado	10	W, 27-24
Nov. 21, 2009	vs. Baylor	10	W, 20-13

* indicates largest come-from-behind win in FBS bowl history.

Bold indicates a Joey McGuire-led team

ALL-TIME OVERTIME GAMES

Texas Tech is 10-8 all-time in overtime games since the NCAA began allowing games to go past regulation in 1996. Below is a listing of Texas Tech's all-time results in overtime:

DATE	OPPONENT	RESULT
Aug. 31, 2024	Abilene Christian	W, 52-51 (OT)
Sept. 2, 2023	at Wyoming	L, 33-35 (2OT)
Nov. 26, 2022	Oklahoma	W, 51-48 (OT)
Sept. 24, 2022	#22 Texas	W, 37-34 (OT)
Sept. 10, 2022	#25 Houston	W, 33-30 (2OT)
Sept. 26, 2020	#8 Texas	L, 56-63 (OT)
Oct. 12, 2019	at #22 Baylor	L, 30-33 (2OT)
Nov. 4, 2017	Kansas State	L, 35-42 (OT)
Oct. 29, 2016	at TCU	W, 27-24 (2OT)
Nov. 24, 2012	vs. Baylor	L, 45-52 (OT)
Nov. 10, 2012	Kansas	W, 41-34 (2OT)
Oct. 20, 2012	at #21 TCU	W, 56-53 (3OT)
Oct. 11, 2008	Nebraska	W, 37-31 (OT)
Dec. 29, 2006	vs. Minnesota	W, 44-41 (OT)
Sept. 9, 2006	at UTEP	W, 38-35 (OT)
Nov. 13, 2004	at #22 Texas A&M	L, 25-32 (OT)
Oct. 5, 2002	at #23 Texas A&M	W, 48-47 (OT)
Sept. 21, 2002	#16 N.C. State	L, 48-51 (OT)
Oct. 6, 2001	Kansas	L, 31-34 (2OT)

2024 OPPONENT SCHEDULES/RESULTS



ABILENE CHRISTIAN

5-3, 4-1 UAC
Aug. 31 • 6:30 p.m.
Lubbock, Texas

Date	Opponent	Time/Result
Aug. 31	at Texas Tech	L, 51-52 (OT)
Sept. 7	West Georgia	W, 38-24
Sept. 14	at Northern Colorado	W, 24-22
Sept. 21	Idaho	L, 24-27
Sept. 28	at Utah Tech	W, 55-30
Oct. 5	Central Arkansas	W, 41-34
Oct. 12	at North Alabama	L, 34-47
Oct. 19	Eastern Kentucky	W, 34-20
--	OPEN DATE	--
Nov. 2	Southern Utah	3 p.m.
Nov. 9	at Austin Peay	3 p.m.
Nov. 16	at Tarleton State	6 p.m.
Nov. 23	at Stephen F. Austin	2 p.m.



ARIZONA ST SUN DEVILS

5-2, 2-2 Big 12
Sept. 21 • 2:30 p.m.
Lubbock, Texas

Date	Opponent	Time/Result
Aug. 31	Wyoming	W, 48-7
Sept. 7	Mississippi State	W, 30-23
Sept. 14	at Texas State	W, 31-28
Sept. 21	at Texas Tech	L, 22-30
--	OPEN DATE	--
Oct. 5	Kansas	W, 35-31
Oct. 11	Utah	W, 27-19
Oct. 19	at Cincinnati	L, 14-24
--	OPEN DATE	--
Nov. 2	at Oklahoma State	6 p.m.
Nov. 9	UCF	TBA
Nov. 16	at Kansas State	TBA
Nov. 23	BYU	TBA
Nov. 30	at Arizona	TBA



BAYLOR BEARS

4-4, 2-3 Big 12
Oct. 19 • 3 p.m.
Lubbock, Texas

Date	Opponent	Time/Result
Aug. 31	Tarleton State	W, 45-3
Sept. 7	at Utah	L, 12-23
Sept. 14	Air Force	W, 31-3
Sept. 21	at Colorado	L, 31-38 ^{OT}
Sept. 28	BYU	L, 28-34
Oct. 5	at Iowa State	L, 21-43
--	OPEN DATE	--
Oct. 19	at Texas Tech	W, 59-35
Oct. 26	Oklahoma State	W, 38-28
Nov. 2	TCU	7 p.m.
--	OPEN DATE	--
Nov. 16	at West Virginia	TBA
Nov. 23	at Houston	TBA
Nov. 30	Kansas	TBA



COLORADO BUFFALOES

6-2, 4-1 Big 12
Nov. 9 • TBA
Lubbock, Texas

Date	Opponent	Time/Result
Aug. 31	North Dakota State	W, 31-26
Sept. 7	at Nebraska	L, 10-28
Sept. 14	at Colorado State	W, 28-9
Sept. 21	Baylor	W, 38-31 ^{OT}
Sept. 28	at UCF	W, 48-21
--	OPEN DATE	--
Oct. 12	Kansas State	L, 28-31
Oct. 19	at Arizona	W, 34-7
Oct. 26	Cincinnati	W, 34-23
--	OPEN DATE	--
Nov. 9	at Texas Tech	TBA
Nov. 16	Utah	TBA
Nov. 23	at Kansas	TBA
Nov. 29	Oklahoma State	TBA



WASHINGTON STATE

7-1, 0-0 Pac-12
Sept. 7 • 9:00 p.m.
Pullman, Wash.

Date	Opponent	Time/Result
Aug. 31	Portland State	W, 70-30
Sept. 7	Texas Tech	W, 37-16
Sept. 14	vs. Washington	W, 24-19
Sept. 20	San Jose State	W, 54-52 ^{2OT}
Sept. 28	at Boise State	L, 24-45
--	OPEN DATE	--
Oct. 12	at Fresno State	W, 25-17
Oct. 19	Hawaii	W, 42-10
Oct. 26	at San Diego State	W, 29-26
--	OPEN DATE	--
Nov. 9	Utah State	TBA
Nov. 16	at New Mexico	TBA
Nov. 23	at Oregon State	6 p.m.
Nov. 30	Wyoming	5:30 p.m.



CINCINNATI BEARCATS

5-3, 3-2 Big 12
Sept. 28 • 7 p.m.
Lubbock, Texas

Date	Opponent	Time/Result
Aug. 31	Towson	W, 38-20
Sept. 7	Pittsburgh	L, 27-28
Sept. 14	at Miami (OH)	W, 27-16
Sept. 21	Houston	W, 34-0
Sept. 28	at Texas Tech	L, 41-44
--	OPEN DATE	--
Oct. 12	at UCF	W, 19-13
Oct. 19	Arizona State	W, 24-14
Oct. 26	at Colorado	L, 23-34
--	OPEN DATE	--
Nov. 9	West Virginia	11 a.m.
Nov. 16	at Iowa State	TBA
Nov. 23	at Kansas State	TBA
Nov. 30	TCU	TBA



TCU HORNED FROGS

5-3, 3-2 Big 12
Oct. 26 • 2:30 p.m.
Fort Worth, Texas

Date	Opponent	Time/Result
Aug. 30	at Stanford	W, 34-27
Sept. 7	Long Island Univ.	W, 45-0
Sept. 14	UCF	L, 34-35
Sept. 21	at SMU	L, 42-66
Sept. 28	at Kansas	W, 38-27
Oct. 4	Houston	L, 19-30
--	OPEN DATE	--
Oct. 19	at Utah	W, 13-7
Oct. 26	Texas Tech	W, 35-34
Nov. 2	at Baylor	7 p.m.
Nov. 9	Oklahoma State	TBA
--	OPEN DATE	--
Nov. 23	Arizona	TBA
Nov. 30	at Cincinnati	TBA



OKLAHOMA ST COWBOYS

3-5, 0-5 Big 12
Nov. 23 • TBA
Stillwater, Okla.

Date	Opponent	Time/Result
Aug. 31	South Dakota State	W, 44-20
Sept. 7	Arkansas	W, 39-31
Sept. 14	at Tulsa	W, 45-10
Sept. 21	Utah	L, 19-22
Sept. 28	at Kansas State	L, 20-42
Oct. 5	West Virginia	L, 14-38
--	OPEN DATE	--
Oct. 19	at BYU	L, 35-38
Oct. 26	at Baylor	L, 28-38
Nov. 2	Arizona State	6 p.m.
Nov. 9	at TCU	TBA
--	OPEN DATE	--
Nov. 23	Texas Tech	TBA
Nov. 29	at Colorado	11 a.m.



NORTH TEXAS

5-3, 2-2 AAC
Sept. 16 • 11 a.m.
Lubbock, Texas

Date	Opponent	Time/Result
Aug. 31	at South Alabama	W, 52-38
Sept. 7	Stephen F. Austin	W, 35-20
Sept. 14	at Texas Tech	L, 21-66
Sept. 21	Wyoming	W, 44-17
Sept. 28	Tulsa	W, 52-20
--	OPEN DATE	--
Oct. 12	at Florida Atlantic	W, 41-37
Oct. 19	at Memphis	L, 44-52
Oct. 26	Tulane	L, 37-45
--	OPEN DATE	--
Nov. 9	Army	TBA
Nov. 15	at UTSA	8 p.m.
Nov. 23	East Carolina	TBA
Nov. 30	at Temple	TBA



ARIZONA WILDCATS

3-5, 1-4 Big 12
Oct. 5 • 10 p.m.
Tucson, Ariz.

Date	Opponent	Time/Result
Aug. 31	New Mexico	W, 61-39
Sept. 7	Northern Arizona	W, 22-10
Sept. 14	at Kansas State	L, 7-31
--	OPEN DATE	--
Sept. 28	at Utah	W, 23-10
Oct. 5	Texas Tech	L, 22-28
Oct. 12	at BYU	L, 19-41
Oct. 19	Colorado	L, 7-34
Oct. 26	West Virginia	L, 26-31
Nov. 2	at UCF	2:30 p.m.
--	OPEN DATE	--
Nov. 16	Houston	9:15 p.m.
Nov. 23	at TCU	TBA
Nov. 30	Arizona State	TBA



IOWA STATE CYCLONES

7-0, 4-0 Big 12
Nov. 2 • 2:30 p.m.
Ames, Iowa

Date	Opponent	Time/Result
Aug. 31	North Dakota	W, 21-3
Sept. 7	at Iowa	W, 20-19
--	OPEN DATE	--
Sept. 21	Arkansas State	W, 52-7
Sept. 28	at Houston	W, 20-0
Oct. 5	Baylor	W, 43-21
Oct. 12	at West Virginia	W, 28-16
Oct. 19	UCF	W, 38-35
--	OPEN DATE	--
Nov. 2	Texas Tech	2:30 p.m.
Nov. 9	at Kansas	TBA
Nov. 16	Cincinnati	TBA
Nov. 23	at Utah	TBA
Nov. 30	Kansas State	TBA



WEST VIRGINIA

4-4, 3-2 Big 12
Nov. 30 • TBA
Lubbock, Texas

Date	Opponent	Time/Result
Aug. 31	Penn State	L, 12-34
Sept. 7	UAlbany	W, 49-14
Sept. 14	at Pittsburgh	L, 34-38
Sept. 21	Kansas	W, 32-28
--	OPEN DATE	--
Oct. 5	at Oklahoma State	W, 38-14
Oct. 12	Iowa State	L, 16-28
Oct. 19	Kansas State	L, 18-45
Oct. 26	at Arizona	W, 31-26
--	OPEN DATE	--
Nov. 9	at Cincinnati	11 a.m.
Nov. 16	Baylor	TBA
Nov. 23	UCF	TBA
Nov. 30	at Texas Tech	TBA

GAME NINE DEPTH CHART

OFFENSE

QB	2	Behren Morton	6-2	215	Jr.-2L
	15	Will Hammond	6-2	205	Fr.-HS
	7	Cameran Brown	6-2	230	So.-TR
RB	28	Tahj Brooks	5-10	230	Sr.-4L
	33	Cameron Dickey	5-10	215	Fr.-HS
	20	J'Koby Williams	5-10	180	Fr.-HS
Y	3	Josh Kelly	6-1	195	Sr.-TR
	6	Kelby Valsin	6-1	195	Fr.-RS
Z	5	Caleb Douglas	6-4	205	Jr.-TR
	1	Micah Hudson	6-0	195	Fr.-HS
H	10	Drae McCray	5-9	185	Sr.-1L
	4	Jordan Brown	5-11	185	Sr.-2L
X	8	Coy Eakin	6-2	210	So.-1L
	13	Brady Boyd	6-1	195	Jr.-1L
TE	80	Mason Tharp	6-9	270	Sr.-3L
	-or- 12	Jalin Conyers	6-4	265	Sr.-TR
	-or- 18	Johncarlos Miller II	6-5	240	Jr.-TR
LT	67	Dalton Merryman	6-9	305	Jr.-SQ
	-or- 75	Ty Buchanan	6-6	305	Jr.-2L
LG	79	Sterling Porcher	6-4	315	Sr.-TR
	60	Nick Fattig	6-4	290	Fr.-RS
	-or- 53	Holton Hendrix	6-4	300	Fr.-HS
C	72	Sheridan Wilson	6-5	300	So.-SQ
	69	Caleb Rodkey	6-4	315	Jr.-1L
RG	56	Davion Carter	6-0	295	Sr.-TR
	74	Daniel Sill	6-5	315	Fr.-RS
RT	76	Caleb Rogers	6-5	310	Sr.-4L
	68	Jaxon Hughes	6-6	310	Sr.-TR

DEFENSE

NT	5	Quincy Ledet Jr.	6-2	315	Sr.-1L
	91	James Hansen	6-2	315	Sr.-TR
DT	52	De'Braylon Carroll	6-0	300	Sr.-TR
	51	Jayden Cofield	6-2	310	Fr.-RS
	-or- 95	Trevon McAlpine	6-3	305	So.-1L
OLB	33	Harvey Dyson III	6-3	250	So.-1L
	-or- 17	Isaac Smith	6-6	260	Jr.-1L
	90	Ansel Nedore	6-3	265	Fr.-RS
WILL	10	Jacob Rodriguez	6-1	230	Jr.-1L
	35	Miquel Dingle Jr.	6-2	230	Fr.-RS
MIKE	13	Ben Roberts	6-3	230	So.-1L
	6	John Curry	6-2	225	Fr.-RS
OLB	11	Charles Esters III	6-3	260	Jr.-1L
	88	Amier Washington	6-2	270	Fr.-RS
	94	Braylon Rigsby	6-2	295	Fr.-RS
STAR	1	A.J. McCarty	6-0	190	Jr.-RS
	-or- 7	Brenden Jordan	6-0	210	So.-1L
CB	0	Bralyn Lux	5-11	185	Sr.-1L
	12	Macho Stevenson	6-1	190	Fr.-RS
	2	Jalon Peoples	5-11	195	So.-SQ
FS	25	Chapman Lewis	6-1	180	So.-1L
	22	Devynn Cromwell	6-0	200	Sr.-TR
	31	Joseph Plunk	5-10	180	Sr.-2L
SS	9	C.J. Baskerville	6-3	210	Sr.-1L
	24	Malik Esquerra	6-3	195	Fr.-HS
CB	4	Maurion Horn	5-11	180	So.-1L
	21	Jordan Sanford	6-0	195	So.-1L

SPECIAL TEAMS

P	41	Jack Burgess	6-3	215	Jr.-TR
	99	Gino Garcia	6-2	215	Sr.-RS
K	99	Gino Garcia	6-2	215	Sr.-1L
	-or- 38	Reese Burkhardt	6-1	200	Sr.-1L
LS	30	Jackson Knotts	5-11	195	Sr.-3L
	47	Rylan Vagana	6-0	210	Fr.-HS
KO	38	Reese Burkhardt	6-1	200	Sr.-1L
	99	Gino Garcia	6-2	215	Sr.-RS
H	41	Jack Burgess	6-3	215	Jr.-TR
	2	Behren Morton	6-2	215	Jr.-2L
KR	10	Drae McCray	5-9	185	Jr.-TR
	4	Jordan Brown	5-11	185	Jr.-1L
PR	8	Coy Eakin	6-2	210	So.-1L
	3	Josh Kelly	6-1	195	Sr.-TR
	4	Jordan Brown	5-11	185	Jr.-1L
	1	Micah Hudson	6-0	195	Fr.-HS

WEEKLY AVAILABILITY REPORT

Texas Tech will adopt a new availability reporting procedure beginning this season that is intended to provide the public and the media with timely information regarding the availability of student-athletes. Each week during the regular season, the Texas Tech sports medicine staff will provide an availability report for that week's game notes. The availability report will break student-athletes into three categories: out for season, out for upcoming contest and questionable. If a student-athlete will not return from injury during the season, he will be listed as "out for the season" each week. Texas Tech will list the nature of the injury based on the area it occurred (i.e. knee, ankle, upper body).

Outside of this update each Monday, the Texas Tech coaching staff will no longer go into detail on the nature of an injury. This will include the availability of student-athletes for practice that week. Again, the goal is to provide the media with this information ahead of Monday's regularly-scheduled press conferences with head coach Joey McGuire and coordinators.

Prior to each game, the athletics communications office will email an availability update roughly 45 minutes prior to kickoff. This report will only include student-athletes listed that week on Texas Tech's depth chart or key contributors to special teams, not its entire roster.

OUT FOR SEASON

Name	Class	Pos.	Location
Dylan Spencer	So.	OLB	Knee
Joseph Adedire	Jr.	OLB	Knee
Vinny Sciury	Sr.	OL	Knee
Cam'Ron Valdez	Jr.	RB	Knee
E'Maurion Banks	Jr.	DL	Knee

OUT FOR IOWA STATE

Name	Class	Pos.	Location
Bryce Ramirez	Sr.	LB	Lower Leg
Javeon Wilcox	R-Fr.	DB	Knee

QUESTIONABLE FOR IOWA STATE

Name	Class	Pos.	Location
Davion Carter	Sr.	OL	Knee
Devynn Cromwell	Sr.	DB	Shoulder
Maurion Horn	So.	DB	Shoulder
Chapman Lewis	So.	DB	Shoulder
Bralyn Lux	Sr.	DB	Shoulder
Drae McCray	Sr.	WR	Head
Dalton Merryman	Jr.	OL	Head
Behren Morton	Jr.	QB	Shoulder
Marcus Ramon-Edwards	RFr.	DB	Head
Dylan Shaw	R-Fr.	OL	Hand

OFFENSIVE DEPTH CHART: NOTES

LEFT TACKLE	LEFT GUARD	CENTER	RIGHT GUARD	RIGHT TACKLE
<p>67 DALTON MERRYMAN Jr. 6-9 305</p> <ul style="list-style-type: none">• Missed entirety of first season as a Red Raider in '23 due to injury. Cited by McGuire as one the biggest gainers from spring to fall. Made first career start Sept. 14 vs. UNT. Saw extended action on first team during this past preseason camp while Porcher rehabbed an injury. A transfer from Blinn JC.	<p>79 STERLING PORCHER Sr. 6-4 315</p> <ul style="list-style-type: none">• Pronounced pore-Shay. Is playing guard for first time, w/ first start at guard coming vs. Cincinnati. Repped at LT in fall camp. Joined Tech after starting in all 25 games of his two-year career at MTSU. 1,446 of 1,448 snaps came at LT during that time. Prior to MTSU, helped lead JC team to the NJCAA Natty in '21.	<p>72 SHERIDAN WILSON So. 6-5 300</p> <ul style="list-style-type: none">• Comes from a strong lineage of football players. His father Jon Wilson, a four-year starter for Auburn from 1988-92, and his older brother, Preston Wilson, is currently a senior at Oklahoma State and its starting center. Won Class 4A Division I state title junior season. Teammates call him Sheri.	<p>56 DAVION CARTER Sr. 6-0 295</p> <ul style="list-style-type: none">• Another veteran cog added to the OL, having started at RG in all 23 games he played in at Memphis the past two seasons. PFF states he surrendered one sack in exactly 1,000 opportunities in that time. From Pearl, Miss.; a member of Pearl's 2017 6A state championship team.	<p>76 CALEB ROGERS Sr. 6-5 310</p> <ul style="list-style-type: none">• With 50 consecutive starts, by far the most exp. player in the offense. Predominately started at LT or RT in each game, outside first 2 career starts at G this season. Streak dates to 2020 freshman season. On Feldman's '24 Freaks List: power cleaned 406 lbs. & squatted 600+ lbs. Clocked 18.8 mph running.
<p>75 TY BUCHANAN Jr. 6-6 305</p> <ul style="list-style-type: none">• Started b-2-b games in '24 for first time in career (at WSU/UNT). Has served as the primary backup at tackle the prev. two seasons. Arrived summer of '22; a transfer after one season at USC. 1st career start came at TCU (11/5/22). A consensus top-100 state recruit out of Corpus Christi Calallen.	<p>60 NICK FATTIG R-Fr. 6-4 290</p> <ul style="list-style-type: none">• One of the top offensive line prospects not only in the Houston area but the state of Texas out of Clear Springs High School in his hometown of League City, Texas. Considered a four-star prospect by 247Sports and a three-star recruit by Rivals, ESPN and ON3.com. Appeared in first career gm vs. BU.	<p>69 CALEB RODKEY Jr. 6-4 315</p> <ul style="list-style-type: none">• Has broken into the two-deep in fourth season with the Red Raiders after consistently getting reps at C with the 2's throughout this past preseason camp. Appeared in first 12 career games in 2023 as part of the field goal protection unit. Was a TSWA Class 6A first team all-state selection as a senior in 2020.	<p>74 DANIEL SILL R-Fr. 6-5 315</p> <ul style="list-style-type: none">• Redshirted in '23; scout team player. Started at both tackle spots during high school career. A back-to-back first team All-District selection in junior and senior seasons at SA A&M Consolidated High School in his hometown of College Station, Texas. Rated a four-star recruit by ON3.com.	<p>68 JAXON HUGHES Sr. 6-6 310</p> <ul style="list-style-type: none">• Arrived at Texas Tech following one season at South Carolina and four years at Charlotte. Struggled with injuries, limiting him to two games played during his lone season at SC. Started 18 gms at Charlotte (16 at LT). Mother played softball at Ohio State & older sister, Maddux, played at Charlotte.
WIDE RECEIVER (Y)	WIDE RECEIVER (H)	WIDE RECEIVER (Z)	WIDE RECEIVER (X)	TIGHT END
<p>3 JOSH KELLY Sr. 6-1 195</p> <ul style="list-style-type: none">• A coveted transfer from Washington State that will spend final season of eligibility at Tech. Led the Cougars with 923 yards & eight TDs in 2023. Earned degree at WSU, allowing immediate eligibility at Tech. Is a Fresno, Calif. native, having played first four collegiate years at hometown Fresno State.	<p>10 DRAE MCCRAY Sr. 5-9 185</p> <ul style="list-style-type: none">• Started season on the Hornung watch list; one the nation's premier kick returners in '23. In 2nd season at Texas Tech after having an FCS All-American career at Austin Peay (2021-22) - where TE coach Josh Cochran was previously. Ranked fifth among Power 5 returners in kick return average (27.6) in '23. Likes to fish. From Tallahassee, Fla.	<p>5 CALEB DOUGLAS Jr. 6-4 205</p> <ul style="list-style-type: none">• A Texas native that transferred to the Red Raiders after two seasons at Florida. Appeared in 13 games in his career in Gainesville and made seven starts. Suffered a season-ending injury in '23 after starting first five games. Signed w/ UF over offers from USC, LSU, Notre Dame and others. His father played QB at Vanderbilt & Texas Southern.	<p>8 COY EAKIN So. 6-2 210</p> <ul style="list-style-type: none">• Led the nation with 2,140 receiving yards in HS senior season as he helped his team win the 2021 Class 4A D-I state title. Started true freshman season on Tech's 2-deep, like Micah Hudson. Battled injuries to being career, missing most of '22 season and first 3 gms. of '23. Since healthy, developed into a key target for Behren Morton.	<p>80 MASON THARP Sr. 6-9 270</p> <ul style="list-style-type: none">• Added 20 lbs. to his 6-9 frame since arriving to Texas Tech. Wears 3X-size gloves for hands that measure 10.5 inches. Caught Behren Morton's 1st career TD pass (9/3/22, vs. Murray St.). From Klein, Texas, NW Houston area. His older sister, Cameron, played soccer at Oklahoma (2018-21). Enjoys hunting, fishing & water sports.
<p>6 KELBY VALSIN R-Fr. 6-1 195</p> <ul style="list-style-type: none">• A 2023 redshirt. Was a top WR prospect in the state of Texas despite not playing football until his junior year. Caught more than 100 passes as a 2,000-yard receiver over his HS career to garner first team All-District 8-6A accolades each of his two seasons. Older brother, Jimmy Valsin III, is a 4th-year junior WR at Oregon State.	<p>4 JORDAN BROWN Jr. 5-11 185</p> <ul style="list-style-type: none">• In third season at Tech after two years at Kansas (2020-21). First emerged as a KR threat late in the '22 season before becoming a contributor in the pass game in '23. Placed on scholarship in the spring, of 2024, surprised in the first team meeting back from Xmas by Coach McGuire.	<p>1 MICAH HUDSON Fr. 6-0 195</p> <ul style="list-style-type: none">• A consensus 5-star recruit by Rivals, 247Sports, On3 and ESPN. The highest-rated recruit to sign with Tech during the internet ranking era. Dubbed as the No. 1 player in Texas and the No. 3 wide out in the nation. Was on the receiving end of 70 catches for 1,353 yards and 18 touchdowns as a senior at Lake Belton HS.	<p>13 BRADY BOYD R-Jr. 6-1 195</p> <ul style="list-style-type: none">• Third-year Red Raider that transferred from Minnesota; welcomed by a familiar face in Joey McGuire; McGuire and Kris Boyd, Brady's father, coached together at Cedar Hill HS. Played sparingly in '23 to preserve redshirt season. Saw action in nine games as a true frosh at Minnesota; made first career start in '22 vs. Oklahoma.	<p>12 JALIN CONYERS Sr. 6-4 265</p> <ul style="list-style-type: none">• Returned to West Texas after spending last four collegiate years out of the state. Attended Gruver HS in the Texas Panhandle before a year at OU and the last three at Arizona St. Behren Morton, a West Texas ally, has known since the 3rd grade. Despite a 2A program, was a consensus top-40 prospect w/ offers to Georgia, Ohio St, LSU...

QUARTERBACK	RUNNING BACK
<p>2 BEHREN MORTON Jr. 6-2 220</p> <ul style="list-style-type: none">• After being thrust into the starting role his redshirt freshman ('22) and sophomore ('23) seasons, Morton entered his junior year at Texas Tech as the bonifide starter - a first in his career. Previously aided a QB room the last two years due to injuries suffered by now-seventh-year senior Tyler Shough, who is now at Louisville. Morton was named one of five team captains for the 2024 season on Jan. 24, 2024, validating an unquestioned leadership role as he embarked on his first offseason of spring practices, summer workouts and preseason training camp as the starting quarterback. While gaining starting experience as a young quarterback, he has not been immune to injuries himself over the last two seasons, but when healthy, owns a 12-5 career record in games he's started as well as finished. Touted as the highest-rated QB signee in program history. Starting debut came on the road, Oct. 8, 2022, at No. 7 Oklahoma State - answered by becoming fourth freshman since 1999 to have 300-yard passing game in first career start. Totaled more than 8,800 passing yards and 84 touchdowns in three seasons at Eastland High School. He was a consensus four-star prospect, ranking sixth nationally among pro-style quarterbacks. He grew up in Lubbock for part of his youth as his father was the head football coach at Monterey HS in Lubbock for 11 years.	<p>28 TAHJ BROOKS Sr. 5-10 230</p> <ul style="list-style-type: none">• In his final season at Texas Tech, and chasing the career rushing yards record set by Byron Hanspard (1994-96), needing 242 more rushing yards in 2024 to tie Hanspard's record of 4,219 yards. Owns 19 career 100-yard games, which ranks second in program history. Brooks only trails Hanspard (21) in that category, the same running back he is chasing for the all-time career rushing record. Will also look to become only the fourth Red Raider in program history to lead the team in rushing in four different seasons, joining Taurean Henderson (2002-05), Ricky Williams (1997-98, 2000-01) and James Gray (1986-89). From Austin area Manor HS where he registered three seasons of at least 1,000 yards rushing. Brooks held his first youth camp in June 2023 at Manor High School; a free event that had more than 200 kids attend his camp on Father's Day, June 18. An endzone celebration pointing to his wrist to open the 2021 season versus Houston at NRG Stadium, which has grown into the staple slogan, "Tahj Time." This past summer, it morphed into <i>TahjTime.com</i>, prior to Big 12 Media Day in Las Vegas, a place where updated news and videos of Brooks can be found each week during the 2024 season.
<p>15 WILL HAMMOND Fr. 6-2 205</p> <ul style="list-style-type: none">• A consensus four-star prospect by the likes of Rivals, 247Sports, ESPN and On3 ... ranked as high as No. 13 nationally among quarterbacks by both Rivals and On3 as well as 14th by 247Sports and 15th by ESPN. Named one of 10 finalists for the Mr. Texas Football High School Player of the Year Award presented by Dave Campbell's Texas Football ... was a finalist alongside his future wide receiver target in Micah Hudson. Was the state's leading passer as a senior after completing 61.3 percent of his passes for 3,901 yards and 35 touchdowns, while rushing for an additional 1,077 yards and 19 touchdowns.	<p>33 CAMERON DICKEY Fr. 5-10 215</p> <ul style="list-style-type: none">• A true freshman at Texas Tech. Touted as one of the most prolific athletes in Austin ISD history out of Crockett High School - the same region Tahj Brooks hails from. Played both ways throughout a four-year varsity career, while also serving as punter. On offense, primarily played quarterback, combined for 2,963 passing yards and 33 touchdowns, while also rushing for 4,065 yards and 61 touchdowns over his four seasons. Helped lead his high school to its first playoff win in 26 years during senior season. Is another Texas Tech signee who excelled in track and field, member of the basketball and baseball programs as well, earning first team all-district honors as an outfielder for sophomore and junior seasons and helped the basketball program to back-to-back district titles. Ranked as a 4-star prospect by On3 and a 3-star recruit by both 247Sports and Rivals.

DEFENSIVE DEPTH CHART: NOTES

TACKLE

5 QUINCY LEDET JR.
Sr. | 6-2 | 315

• Saw most interior snaps (370) in '23 outside of Red Raider stalwart starters Tony Bradford Jr. (658) and Jaylon Hutchings (491). Played HS football at same HS that TTU GM James Blanchard did during his playing days - both from Orange, TX. Was able to squat over 500 lbs. and bench over 400 lbs. this summer.

TACKLE

52 DE'BRAYLON CARROLL
Sr. | 6-0 | 300

• Set for his sixth collegiate football season; first as a Red Raider. Appeared in 42 games, making 20 starts over five seasons at Rice. Had existing relationship with Coach Zarnell Fitch, having previously recruited while at TCU out of Duncanville HS. Goes by the nickname, "D.B."

OLB

33 HARVEY DYSON III
So. | 6-3 | 250

• In his third season in the TTU program. Committed to Texas Tech the same night Joey McGuire was named the Red Raiders' new head coach due to their mutual Cedar Hill connections. Known teammate Charles Esters since elementary school. Played Varsity together for two seasons at Cedar Hill.

17 ISAAC SMITH
Jr. | 6-6 | 260

• Missed entire 2023 season due to a preseason injury. Had a strong finish to his R-Fr. season in '22, starting the last two games, included 4 TKL, 2.0 TFL and first career sack in bowl game vs. Ole Miss. Role significantly increased following the injury to 2023 NFL first round draft pick Tyree Wilson.

91 JAMES HANSEN
Sr. | 6-2 | 315

• A transfer in 6th-year but first at Tech. Was at Utah St. prev. two seasons. Is a class of 2016 HS graduate, having served a two-year mission before first collegiate season. Is married to Kennedy Hansen, formerly Kennedy Boyd who was a member of the Utah State volleyball team.

51 JAYDEN COFIELD
R-Fr. | 6-2 | 310

• Appeared in 3 gms as a true fr. in '23. Attended Manor HS, the same HS as Tahj Brooks attended; did not play HS together but has known Tahj since 8-years-old; played little league football together growing up. Was a unanimous first team All-District 25-6A selection as a senior. A psychology major.

OLB

11 CHARLES ESTERS III
Jr. | 6-3 | 260

• Back in lineup after missing first four games of 2024 to injury. Emerged as a productive edge player as a sophomore, making first three career starts. First start came vs. K-State, one week after having 2.0 sacks vs. Baylor (10/7). Attended same HS that head coach Joey McGuire coached at.

ILB

10 JACOB RODRIGUEZ
R-Jr. | 6-1 | 230

• A HS QB that spent first collegiate season at U of Virginia in '21 as a QB, blossomed into a productive Tech linebacker in '22. Missed most of '23 season after injury in season-opener; returned at end of season-named Defensive MVP of bowl game while retaining RS year. Is one of two players on the team who is married.

ILB

13 BEN ROBERTS
So. | 6-3 | 230

• Thrust into starting LB role as a R-Fr. in last season's week 2 contest vs. Oregon; delivered w/ 12 tkls, 1.5 TFLs, 0.5 sacks and 1 FF in first career start. Went from six snaps in week one to 71 vs. UO. Capitalized on opportunity, earning Freshman All-America honors and was the Big 12 Freshman OTY. Went from safety in HS to LB in college.

88 AMIER WASHINGTON
R-Fr. | 6-2 | 270

• Moved from defensive tackle to defensive edge late in his 2023 true freshman season. Played just 38 snaps last year, but had 30 in a bowl game breakout performance versus Cal logging 4.0 TFLs and 2.0 sacks. Sprung into action due to Myles Cole (Jacksonville Jaguars) and Dylan Spencer out injured.

35 MIQUEL DINGLE JR.
R-Fr. | 6-2 | 220

• A state champion hurdler from Charleston, S.C. Arrived at Tech in Jan. '23 at 17-years-old; one month later was an All-Big 12 indoor hurdler; helped lead TTU to back-2-back Indoor Big 12 titles ('23-'24). Played in 4 gms as a true Fr. making 1 start and each game thus far in 2024. His father is a former South Carolina and Cincinnati Bengals RB.

6 JOHN CURRY
R-Fr. | 6-2 | 225

• Born in Lubbock to Red Raider parents Ryan and Jolee Luce. Ryan was on the football and track teams (1999-01) while mother was a standout WBB player under Marsha Sharp (2000-04). Appeared in five games as a true freshman; redshirt season. Was 195 lbs. on signing day (12/21/22); is 30 lbs. heavier in 2nd year at TTU.

STAR

1 A.J. McCARTY
R-Jr. | 6-0 | 190

• Sat out the 2023 regular season due to NCAA transfer policies but made his debut during the bowl game vs. Cal on special teams (late NCAA rule change). Owns two career "Pick-6's" at Jones AT&T Stadium, albeit one was for the school from Waco (10/29/22). He did it again, but for the Red Raiders (vs. Cincy 9/28/24).

7 BRENDEN JORDAN
So. | 6-0 | 210

• A 247Sports 4-star recruit that attended Mansfield HS in the DFW metroplex. Member of ESPN300 at No. 224 overall nationally and regarded as the No. 13 safety nationally by ESPN. Started on varsity as a freshman. Started for Tech as true freshman. Nickname is B.J.; favorite restaurant is B.J.'s

CORNERBACK

0 BRALYN LUX
Sr. | 5-11 | 185

• Started 8 of 12 games in his first season as a Red Raider in 2023, and in 2024, re-unites with his former Fresno State teammate Josh Kelly as they played together there from 2019-22. Enjoys making graphics and videos in his spare time and has an Instagram page dedicated for his work as "agent0media".

12 MACHO STEVENSON
R-Fr. | 6-1 | 190

• Primarily played WR in high school at Captain Shreve HS in Shreveport, La. First name is Marquez, but goes by the nickname "Macho." Was not on 2-deep entering season; saw 2 snaps in opener vs. ACU, DNP at WSU, saw significant action vs. UNT (35 snaps) before making first career start the following week vs. Arizona St. (72 snaps).

SAFETY

25 CHAPMAN LEWIS
So. | 6-1 | 180

• Appeared in 12 games as a true freshman, heavily crediting "Rabbit" a.k.a. Dadrion Taylor-Demerson (Arizona Cardinals) for his development. Both parents are assistant principals in the DFW area. Growing up, Lewis says his mom didn't really care about sports and wanted him to be a "nerd".

22 DEVYNN CROMWELL
Sr. | 6-0 | 200

• One of three Power-4 Canadian signees from the Univ. of Guelph which is located in the province of Ontario, where his hometown of Toronto is also located - the capital of Ontario and the most populous city in Canada. Had intent to redshirt in '24 but accepted a change in plans by coaching staff due to injuries in the secondary.

SAFETY

9 C.J. BASKERVILLE
Sr. | 6-3 | 210

• Born in Houston; played at Katy HS (Fr./So.) before moving to DFW area. Richland HS coach Ged Kates endorsed McGuire in transfer process. Received D1 offers for WR & DB in high school. C.J. is short for Christopher Julian. Has a pet dog (Thai ridgeback/chow chow mix). It is named "Bron" after his favorite athlete LeBron James.

24 MALIK ESQUERRA
Fr. | 6-3 | 195

• A three-star recruit by both Rivals and 247Sports that drew interest from the likes of Nebraska, Okla. St., Texas A&M, TCU and more. Capped off his senior high school season winning the 5A 110m hurdles title, while placing 3rd in the 300mH. He was ranked as high as No. 7 in the state and 24th nationally in the 110m hurdles.

CORNERBACK

4 MAURION HORN
So. | 5-11 | 180

• Consensus four-star recruit by the likes of 247Sports, Rivals and ESPN, he credits signing with Tech because Joey McGuire gave him his first offer and the bond since then became unbreakable leading up to signing day. Recognized as the No. 22 cornerback in 2022 and No. 5 in Oklahoma.

21 JORDAN SANFORD
So. | 6-0 | 195

• Consensus four-star prospect by the likes of 247Sports, Rivals, ESPN and ON3.com. A T&F standout during his high school days, Sanford finished seventh at the 5A State meet posting a 100-meter time of 10.57 - the only time he ever competed at the state meet. Holds PRs of 10.55 in the 100m and 21.74 in the 200m.

GAME-BY-GAME STARTERS

OFFENSE

GAME	QB	RB	TE	WR	WR	WR	LT	LG	C	RG	RT
Abilene Christian	Morton	Brooks	Tharp	Kelly	Eakin	Douglas	Porcher	Sciury	Wilson	Carter	Rogers
at Washington State	Morton	Hudson (WR)	Tharp	Kelly	Eakin	Douglas	Porcher	Sciury	Wilson	Rogers	Buchanan
North Texas	Morton	Brooks	Tharp	Kelly	Eakin	Douglas	Merryman	Rogers	Wilson	Carter	Buchanan
Arizona State	Morton	Brooks	Tharp	Kelly	Eakin	Douglas	Merryman	Rogers	Wilson	Carter	Buchanan
Cincinnati	Morton	Brooks	Tharp	Kelly	Eakin	Douglas	Merryman	Porcher	Wilson	Carter	Rogers
at Arizona	Morton	Brooks	Tharp	Kelly	Eakin	Douglas	Merryman	Porcher	Wilson	Carter	Rogers
Baylor	Morton	Brooks	Conyers	Kelly	Eakin	Douglas	Merryman	Porcher	Wilson	Carter	Rogers
at TCU	Morton	Brooks	Tharp	Kelly	Jordan	Douglas	Buchanan	Porcher	Wilson	Carter	Rogers
at Iowa State											
Colorado											
at Oklahoma State											
West Virginia											

DEFENSE

GAME	DT	DT	OLB	LB-WILL	LB-MIKE	OLB	STAR	CB	S	S	CB
Abilene Christian	Ledet Jr.	Banks	Washington	Rodriguez	Roberts	Dyson	McCarty	Peoples	Lewis	Baskerville	Horn
at Washington State	Cofield	Banks	Washington	Rodriguez	Roberts	I. Smith	McCarty	Lux	Lewis	Baskerville	Horn
North Texas	Carroll	Banks	Rigsby	Rodriguez	Roberts	I. Smith	McCarty	Lux	Lewis	Baskerville	Horn
Arizona State	Ledet Jr.	Banks	Washington	Rodriguez	Roberts	I. Smith	McCarty	Stevenson	Lewis	Baskerville	Horn
Cincinnati	Ledet Jr.	Banks	Esters III	Rodriguez	Roberts	I. Smith	McCarty	Stevenson	Lewis	Baskerville	Horn
at Arizona	Ledet Jr.	Carroll	Esters III	Rodriguez	Roberts	Dyson	McCarty	Lux	Cromwell	Baskerville	Horn
Baylor	Carroll	Banks	Esters III	Rodriguez	Roberts	Dyson	McCarty	Lux	Cromwell	Baskerville	Horn
at TCU	Ledet Jr.	Carroll	Esters III	Rodriguez	Roberts	Dyson	McCarty	Lux	Lewis	Baskerville	Horn
at Iowa State											
at Kansas											
at Oklahoma State											
West Virginia											

2024 STARTS LEADERS

1.	Caleb Rogers (Sr.), OL	8
2.	Ben Roberts (So.), LB	8
3.	C.J. Baskerville (Sr.), DB	8
4.	Behren Morton (Jr.), QB	8
5.	Jacob Rodriguez (R-Jr.), LB	8
6.	Josh Kelly (Sr.), WR	8
7.	Caleb Douglas (Jr.), WR	8
8.	Sheridan Wilson (So.), OL	8
9.	A.J. McCarty (R-Jr.), DB	8
10.	Maurion Horn (So.), DB	8
11.	Tahj Brooks (Sr.), RB	7
12.	Davion Carter (Sr.), OL	7
13.	Coy Eakin (So.), WR	7
14.	Mason Tharp (Sr.), TE	7
15.	E'Maurion Banks (Jr.), DL	6
16.	Chapman Lewis (So.), DB	6
17.	Sterling Porcher (Sr.), OL	6
18.	Dalton Merryman (Jr.), OL	5
19.	Quincy Ledet Jr. (Sr.), DL	5
20.	Bralyn Lux (Sr.), DB	5
21.	Ty Buchanan (Jr.), OL	4
22.	Isaac Smith (Jr.), OLB	4
23.	Charles Esters III (Jr.), OLB	4
24.	De'Brayton Carroll (Sr.), DL	4
25.	Harvey Dyson III (So.), OLB	4
26.	Amier Washington (R-Fr.), OLB	3
27.	Vinny Sciury (Sr.), OL	2
28.	Macho Stevenson (R-Fr.), DB	2
29.	Devynn Cromwell (Sr.), DB	2
30.	Jalon Peoples (So.), DB	1

2024 STARTS LEADERS [Cont.]

31.	Micah Hudson (Fr.), WR	1
32.	Jayden Cofield (R-Fr.), DL	1
33.	Braylon Rigsby (R-Fr.), OLB	1
34.	Jalin Conyers (Sr.), TE	1
35.	Jordan Brown (Sr.), WR	1

BREAKDOWN BY CLASSIFICATION - STARTS LEADERS

35 different players have made starts in 2024; breakdown by class below		
Freshmen		5
Sophomores		7
Juniors		9
Seniors		14

CONSECUTIVE STARTS LEADERS

PLAYER, POS.	CONSECUTIVE STARTS*
Caleb Rogers, OL	50
Ben Roberts, LB	20
C.J. Baskerville, DB	14
Behren Morton, QB	13
Jacob Rodriguez, LB	9
Josh Kelly, WR	8
Caleb Douglas, WR	8
Sheridan Wilson, OL	8
A.J. McCarty, DB	8
Maurion Horn, DB	8
Tahj Brooks, RB	6
Davion Carter, OL	6
Sterling Porcher, OL	4
Charles Esters III, OLB	4
De'Brayton Carroll, DL	3
Bralyn Lux, DB	3
Harvey Dyson III, OLB	3
Jordan Brown, WR	1
Ty Buchanan, OL	1
Chapman Lewis, DB	1
Mason Tharp, TE	1
Quincy Ledet Jr., DL	1

* consecutive starts at Texas Tech



CAREER GAMES PLAYED/STARTED

PLAYER	2019	2020	2021	2022	2023	2024	TOTAL
Joseph Adedire, OLB	-	-	-	12/6	12/8	0/0	24/14
E'Maurion Banks, DL	-	-	1/0	2/0	9/1	7/6	19/6
C.J. Baskerville, DB	-	-	*14/4	*8/7	11/10	8/8	41/29
Brady Boyd, WR	-	-	*9/0	12/1	3/2	7/0	31/3
Tahj Brooks, RB	-	10/0	9/4	13/6	13/13	7/7	52/30
Jordan Brown, WR	-	*2/0	*0/0	8/0	10/4	8/1	28/5
Ty Buchanan, OL	-	-	*0/0	4/1	9/1	8/4	21/6
De'Braylon Carroll, OL	*12/0	*5/5	*0/0	*12/2	*13/13	8/4	50/24
Davion Carter, OL	-	-	-	*12/11	*12/12	8/7	32/30
Jayden Cofield	-	-	-	-	3/0	8/1	11/1
Jalin Conyers, TE	-	*0/0	*11/1	*12/1	*11/5	8/1	42/8
Devynn Cromwell, DB	-	-	-	-	-	7/2	7/2
Miquel Dingle Jr., LB	-	-	-	-	4/1	8/0	12/1
Caleb Douglas, WR	-	-	-	*8/2	*5/5	8/8	21/15
Harvey Dyson III, OLB	-	-	-	2/0	8/0	6/4	16/4
Coy Eakin, WR	-	-	-	4/0	10/7	8/7	22/14
Charles Esters III, OLB	-	-	0/0	1/0	12/3	4/4	17/7
James Hansen, DL	-	*5/1	*0/0	*12/6	*12/12	6/0	35/19
Maurion Horn, DB	-	-	-	-	10/0	8/8	18/8
Micah Hudson, WR	-	-	-	-	-	8/1	8/1
Jaxon Hughes, OL	*0/0	*3/0	*7/7	*11/11	*2/0	2/0	25/18
Brenden Jordan, DB	-	-	-	-	13/5	8/0	21/5
Josh Kelly, WR	*1/1	*6/4	*13/9	*6/4	*12/12	8/8	46/38

PLAYER	2019	2020	2021	2022	2023	2024	TOTAL
Quincey Ledet Jr., DL	-	*8/0	*11/9	*12/10	13/1	8/5	52/25
Chapman Lewis, DB	-	-	-	-	12/0	6/6	18/6
Bralyn Lux, DB	-	*6/6	*13/8	*8/8	12/8	5/5	44/35
A.J. McCarty, DB	-	*3/0	*13/0	*13/2	1/0	8/8	38/10
Drae McCray, WR	-	-	*11/11	*11/11	13/2	7/0	42/24
Dalton Merryman, OL	-	-	-	-	0/0	6/5	6/5
JohnCarlos Miller II, TE	-	-	*4/0	*11/11	*10/10	8/0	33/21
Behren Morton, QB	-	-	2/0	9/4	10/8	8/8	29/20
Jalon Peoples, DB	-	-	-	2/0	3/0	4/1	9/1
Sterling Porcher, OL	-	-	-	*13/13	*12/12	7/6	32/31
Bryce Ramirez, LB	0/0	0/0	7/0	2/1	11/2	7/0	27/3
Braylon Rigsby, OLB	-	-	-	-	1/0	7/1	8/1
Ben Roberts, LB	-	-	-	2/0	13/12	8/8	23/20
Jacob Rodriguez, LB	-	-	*12/0	12/0	5/4	8/8	37/12
Caleb Rogers, OL	-	9/3	13/13	13/13	13/13	8/8	56/50
Vinny Sciury, OL	-	*1/0	*11/6	*14/14	*13/13	2/2	41/35
Isaac Smith, LB	-	-	0/0	11/2	0/0	7/4	18/6
Macho Stevenson, DB	-	-	-	-	0/0	7/2	7/2
Jake Strong, QB	-	-	-	-	3/1	0/0	3/1
Mason Tharp, TE	-	-	12/8	10/7	8/7	8/7	38/29
Amier Washington, OLB	-	-	-	-	2/0	7/3	9/3
Sheridan Wilson, OL	-	-	-	-	2/0	8/8	10/8

RED RAIDER NEWCOMERS

TRANSFERS (18)

NO	PLAYER	POS	2024	LAST SCHOOL
			GP/GS	
3	Josh Kelly	WR	8/8	Washington State
5	Caleb Douglas	WR	8/8	Florida
7	Cameran Brown	QB	6/0	West Georgia
12	Jalin Conyers	TE	8/1	Arizona State
18	JohnCarlos Miller II	TE	8/0	Elon
22	Devynn Cromwell	DB	7/2	Univ. of Guelph (Canada)
27	Javeon Wilcox	DB	-/-	TCU
30	Mikal Harrison-Pilot	DB	-/-	Houston
41	Jack Burgess	P	8/0	Weber State
52	De'Braylon Carroll	DL	8/4	Rice
56	Davion Carter	OL	8/7	Memphis
68	Jaxon Hughes	OL	2/0	South Carolina
71	Vinny Sciury	OL	2/2	Toledo
77	Maurice Rodrigues	OL	-/-	Saddleback JC
79	Sterling Porcher	OL	7/6	Middle Tennessee State
82	Price Morgan	WR	-/-	Central Missouri
89	Jason Llewellyn	TE	7/0	Oklahoma
91	James Hansen	DL	6/0	Nevada

TRUE FRESHMEN (29)

NO	PLAYER	POS	2024	HOMETOWN (HS)
			GP/GS	
1	Micah Hudson	WR	8/1	Temple, Texas (Lake Belton)
15	Will Hammond	QB	2/-	Austin, Texas (Hutto)
15	Oliver Miles III	DB	2/0	El Campo, Texas (El Campo)
16	Ashton Hampton	DB	-/-	Pearland, Texas (Pearland)
18	L.J. Johnson Jr.	WR	-/-	Madisonville, Texas (Madisonville)
20	J'Koby Williams	RB	5/-	Beckville, Texas (Beckville)
23	Adam Hill	RB	-/-	Albany, Texas (Albany)
24	Malik Esquerra	DB	-/-	Killeen, Texas (Shoemaker)
27	Isaiah Collins	DB	-/-	Huntsville, Texas (Huntsville)
28	Peyton Morgan	DB	-/-	Round Rock, Texas (Pflugerville Weiss)
32	Cheta Ofili	OLB	-/-	Rowlett, Texas (Sachse)
33	Cameron Dickey	RB	8/0	Austin, Texas (Crockett)
37	Curtis Murillo	WR	-/-	El Paso, Texas (Eastwood)
47	Rylan Vagana	LS	-/-	Huntington Beach, Calif. (Mater Dei)
50	Eddy Smith	OLB	-/-	Pearland, Texas (Pearland Dawson)
53	Holton Hendrix	OL	1/-	Lubbock, Texas (Lubbock Cooper)
62	Tyler Murray	OL	-/-	Brandeis, Texas (Brandeis)
65	D'Anthis Upshaw	OL	-/-	Irving, Texas (Irving)
66	Jackson Hildebrand	OL	-/-	San Antonio, Texas (Alamo Heights)
70	Jacob Ponton	OL	1/-	Dripping Springs, Texas (Dripping Springs)
78	Ellis Davis	OL	-/-	Prosper, Texas (Prosper)
84	Kaden Turner	P	-/-	Schertz, Texas (Clemens)
86	Tyson Turner	WR	2/0	Bryan, Texas (Bryan)
87	Chandlin Myers	WR	-/-	Hawley, Texas (Hawley)
88	Trey Jackson	TE	2/-	Dallas, Texas (South Oak Cliff)
92	Kasen Long	OLB	-/-	Shallowater, Texas (Shallowater)
96	Keyshawn Williams	DL	-/-	Houston, Texas (Dekaney)
97	Charles Anderson Jr.	OLB	-/-	Houston, Texas (Pearland Dawson)
98	Kendall Allen	DL	-/-	Tyler, Texas (Chapel Hill)

CAREER STAT NOTABLES

OFFENSE | RECEIVING

CAREER 100+ RECEIVING YARD GAMES

Jalin Conyers (1)

Date	Rec. Yards	Opponent
Oct. 29, 2022	108*	at Colorado

Caleb Douglas (1)

Date	Rec. Yards	Opponent
Oct. 26, 2024	140	at TCU
Oct. 5, 2024	116	at Arizona

Coy Eakin (2)

Date	Rec. Yards	Opponent
Dec. 16, 2023	106	California
Oct. 14, 2023	102	Kansas State

Josh Kelly (9)

Date	Rec. Yards	Opponent
Sept. 23, 2023	159*	Oregon State
Aug. 31, 2024	156	Abilene Christian
Nov. 11, 2023	130*	at Cal
Nov. 17, 2023	130*	Colorado
Sept. 11, 2021	127*	Cal Poly
Sept. 18, 2021	120*	at UCLA
Sept. 28, 2024	111	Cincinnati
Oct. 30, 2021	107*	at San Diego State
Nov. 25, 2023	106*	at Washington

Johncarlos Miller II (1)

Date	Rec. Yards	Opponent
Nov. 4, 2023	101*	at Delaware

Drae McCray (6)

Date	Rec. Yards	Opponent
Nov. 20, 2021	237*	Tennessee Tech
Oct. 15, 2022	166*	Murray State
Sept. 10, 2022	158*	Mississippi Valley St.
Nov. 6, 2021	137*	Eastern Illinois
Sept. 3, 2022	113*	Presbyterian
Nov. 5, 2022	106*	at North Alabama

* indicates mark set at a previous school

CAREER GAMES WITH A RECEIVING TD

Player	'20	'21	'22	'23	'24	Career
McCray, Drae	--	8*	9*	2	--	19
Kelly, Josh	1*	2*	--	6*	3	12
Miller II, Johncarlos	--	--	3*	4*	3	10
Tharp, Mason	--	1	2	4	--	7
Morgan, Price	--	--	--	6*	--	6
Conyers, Jalin	--	--	3*	1*	2	6
Eakin, Coy	--	--	--	2	4	6
Douglas, Caleb	--	--	2*	1*	2	5
Boyd, Brady	--	--	1	--	--	1
Brown, Jordan	--	--	--	1	--	1
Dickey, Cameron	--	--	--	--	1	1
Williams, J'Koby	--	--	--	--	1	1

* indicates mark set at a previous school

CAREER GAMES WITH MULTIPLE RECEIVING TDs

Player	'20	'21	'22	'23	'24	Career
McCray, Drae	--	2*	3*	--	--	5
Kelly, Josh	--	1*	--	1*	--	2
Eakin, Coy	--	--	--	--	2	2
Conyers, Jalin	--	--	1*	--	--	1
Douglas, Caleb	--	--	--	--	1	1

OFFENSE | RUSHING

CAREER 100+ RUSHING YARD GAMES

Tahj Brooks (19)

Date	Rush Yards	Opponent
Nov. 18, 2023	182	UCF
Sept. 28, 2024	172	Cincinnati
Oct. 7, 2023	170	at Baylor
Sept. 16, 2023	158	Tarleton
Aug. 31, 2024	153	Abilene Christian
Sept. 23, 2023	149	at West Virginia
Nov. 2, 2023	146	TCU
Sept. 4, 2021	134	vs. Houston
Nov. 11, 2023	133	at Kansas
Oct. 5, 2024	128	at Arizona
Oct. 19, 2024	125	Baylor
Oct. 26, 2024	121	at TCU
Sept. 21, 2024	117	Arizona State
Sept. 14, 2024	109	North Texas
Dec. 28, 2021	107	vs. Mississippi State
Oct. 22, 2022	107	West Virginia
Sept. 11, 2021	103	Stephen F. Austin
Oct. 21, 2023	101	at BYU
Sept. 30, 2023	101	Houston

Cam'Ron Valdez (1)

Date	Rush Yards	Opponent
Sept. 30, 2023	111	Houston

GAMES WITH A RUSHING TD

Player	'20	'21	'22	'23	'24	Career
Brooks, Tahj	3	5	4	9	6	27
Morton, Behren	--	--	2	4	1	7
Conyers, Jalin	--	0	0	1	1	2
Dickey, Cameron	--	--	--	--	1	1
Williams, J'Koby	--	--	--	--	1	1
Valdez, Cam'Ron	--	0	0	1	0	1

* Indicates games played prior to arrival at Texas Tech

GAMES WITH MULTIPLE RUSHING TDs

Player	'20	'21	'22	'23	'24	Career
Brooks, Tahj	1	2	2	1	2	8

ACTIVE CAREER EXPLOSIVE YARDAGE LEADERS | RUSHING

Tahj Brooks (29)

20-yard plus: 29 / 30-yard plus: 13 / 40-yard plus: 5

Date	Yards	Opponent
Sept. 11, 2021	67	SFA
Nov. 13, 2021	51	Iowa St.
Nov. 18, 2023	46	UCF
Sept. 4, 2021	44	Houston
Sept. 4, 2021	41	Houston
Sept. 16, 2023	38	Tarleton St.
Dec. 28, 2022	37	Ole Miss
Sept. 9, 2023	35	Oregon
Sept. 28, 2024	35	Cincinnati
Oct. 5, 2024	32	at Arizona
Oct. 29, 2022	31	Baylor
Oct. 19, 2024	31	Baylor
Oct. 14, 2023	30	Kansas State
Dec. 5, 2020	28	Kansas
Sept. 23, 2023	27	West Virginia
Nov. 24, 2023	25	Texas
Sept. 21, 2024	25	Arizona State
Sept. 28, 2024	25	Cincinnati
Oct. 7, 2023	24	Baylor
Sept. 3, 2022	23	Murray State
Oct. 23, 2021	23	K-State
Sept. 14, 2024	23	North Texas
Sept. 16, 2023	22	Tarleton St.
Nov. 5, 2022	21	TCU
Aug. 21, 2024	21	Abilene Christian
Sept. 14, 2024	21	North Texas

Oct. 22, 2022	20	West Virginia
Nov. 2, 2023	20	TCU
Sept. 14, 2024	20	North Texas

Cam'Ron Valdez (5)

Date	Yards	Opponent
Sept. 30, 2023	54	Houston
Sept. 30, 2023	41	Houston
Nov. 5, 2022	38	TCU
Nov. 5, 2022	30	TCU
Dec. 28, 2022	29	Ole Miss

Cameron Brown (2)

Date	Yards	Opponent
Sept. 7, 2024	22	Washington State
Sept. 7, 2024	20	Washington State

Cameron Dickey (1)

Date	Yards	Opponent
Sept. 14, 2024	37	North Texas

OFFENSE | PASSING

CAREER 300+ YARD PASSING GAMES

Behren Morton (4)

Date	Pass Yards	Opponent
Oct. 8, 2022	379	at Oklahoma State
Aug. 31, 2024	378	Abilene Christian
Oct. 22, 2022	325	vs West Virginia
Sept. 7, 2024	323	at Washington State

GAMES WITH MULTIPLE PASSING TDs

Player	'21	'22	'23	'24	Career
Morton, Behren	-	2	6	5	13

GAMES WITH THREE OR MORE PASSING TDs

Player	'21	'22	'23	'24	Career
Morton, Behren	-	-	2	3	5

DEFENSE | TACKLES

CAREER 10+ TACKLE GAMES

Ben Roberts (8)

Date	Tackles	Opponent
Nov. 24, 2023	13	at Texas
Sept. 9, 2023	12	Oregon
Sept. 28, 2024	12	Cincinnati
Sept. 23, 2023	11	at West Virginia
Sept. 21, 2024	11	Arizona State
Oct. 14, 2023	11	Kansas State
Sept. 30, 2023	10	Houston
Oct. 21, 2023	10	at BYU

Jacob Rodriguez (5)

Date	Tackles	Opponent
Aug. 31, 2024	13	Abilene Christian
Oct. 5, 2024	13	at Arizona
Nov. 18, 2023	12	UCF
Oct. 19, 2024	12	Baylor
Sept. 28, 2024	11	Cincinnati

C.J. Baskerville (1)

Date	Tackles	Opponent
Nov. 11, 2023	11	Kansas

Maurion Horn (2)

Date	Tackles	Opponent
Aug. 31, 2024	11	Abilene Christian
Oct. 5, 2024	10	at Arizona



INDIVIDUAL | SINGLE-GAME CAREER HIGHS

PASSING

Name	Completions		Attempts		Yards		Career 300-Yard Passing Games
	2024	Career	2024	Career	2024	Career	
#2 Behren Morton	34 (at Washington St.)	39 ('22 at Oklahoma St.)	58 (at Washington St.)	62 ('22 at Oklahoma St.)	378 (vs. ACU)	379 ('22 at Oklahoma St.)	4
#15 Will Hammond	10 (at TCU)	10 ('24 at TCU)	15 (at TCU)	15 ('24 at TCU)	121 (at TCU)	121 ('24 at TCU)	0
Name	Longest Pass		TDs		INTs		
	2024	Career	2024	Career	2024	Career	
#2 Behren Morton	70 (vs. North Texas)	70 ('24 vs. North Texas)	5 (vs. ACU)	5 ('24 vs. ACU)	2 (at Washington St.)	3 (2x, last '23 at Texas)	
#15 Will Hammond	36 (at TCU)	36 ('24 at TCU)	1 (at TCU)	1 ('24 at TCU)	--	has not happened	

RUSHING

Name	Attempts		Yards		TDs		Longest Career Run	100-Yd Games
	2024	Career	2024	Career	2024	Career		
#12 Jalin Conyers	3 (at Washington St.)	8 ('23 vs Arizona)*	13 (vs. Cincinnati)	43 ('23 vs. Arizona)*	1 (vs. Arizona St.)	1 (2x, last '24 vs. Arizona St.)*	39 ('23 at Arizona)	0
#20 J'Koby Williams	8 (at TCU)	8 ('24 at TCU)	42 (at TCU)	42 ('24 at TCU)	1 (vs. North Texas)	1 ('24 vs. North Texas)	13 ('24 at TCU)	0
#28 Tahj Brooks	32 (vs. Cincinnati)	33 ('23 at Kansas)	172 (vs. Cincinnati)	182 ('23 vs. UCF)	3 (at Arizona)	3 (2x, last '24 at Arizona)	67 ('21 vs. SFA)	19
#33 Cameron Dickey	10 (vs. North Texas)	10 ('24 vs. North Texas)	75 (vs. North Texas)	75 ('24 vs. North Texas)	1 (vs. North Texas)	1 ('24 vs. North Texas)	37 ('24 vs. North Texas)	0
Quarterbacks								
#2 Behren Morton	6 (vs. Baylor)	17 ('22 at Oklahoma St.)	46 (vs. Cincinnati)	53 ('22 at Oklahoma St.)	1 (vs. North Texas)	1 (6x, last '24 vs. North Texas)	26 ('24 vs. Cincinnati)	0
#7 Cameran Brown	5 (at Washington St.)	5 ('24 at Washington St.)	70 (at Washington St.)	70 ('24 at Washington St.)	--	has not happened	22 ('24 at Wash. St.)	0
#15 Will Hammond	8 (at TCU)	8 ('24 at TCU)	16 (at TCU)	16 ('24 at TCU)	1 (at TCU)	1 ('24 at TCU)	12 ('24 at TCU)	0

RECEIVING

Name	Receptions		Yards		TDs		Longest Career Reception	100-Yd Games
	2024	Career	2024	Career	2024	Career		
#1 Micah Hudson	3 (vs. North Texas)	3 ('24 vs. North Texas)	43 (vs. North Texas)	43 ('24 vs. North Texas)	--	has not happened	38 ('24 at Arizona)	0
#3 Josh Kelly	10 (2x, last vs. Ariz. St.)	10 (2x, last '24 vs. Ariz. St.)	156 (vs. ACU)	159 ('23 vs Oregon St.)	1 (3x, last vs. Arizona St.)	3 ('23 vs Oregon St.)	71 ('20 at Utah St.)	9*
#4 Jordan Brown	3 (2x, last vs. North Texas)	6 ('23 vs. Tarleton St.)	49 (vs. North Texas)	73 ('23 vs. Tarleton St.)	--	1 ('23 vs. Tarleton St.)	46 ('23 vs. Tarleton St.)	0
#5 Caleb Douglas	9 (2x, last at TCU)	9 (2x, last '24 at TCU)	140 (at TCU)	140 ('24 at TCU)	3 (vs. Baylor)	3 ('24 vs. Baylor)	62 ('22 vs. E. Wash.)	2
#8 Coy Eakin	5 (2x, last at Wash. St.)	8 ('23 vs. TCU)	78 (vs. Cincinnati)	106 ('23 vs. Cal)	2 (2x, last vs. Cincy)	2 (2x, last '24 vs. Cincy)	70 ('24 vs. North Texas)	2
#10 Drae McCray	5 (vs. Cincinnati)	12 ('22 at Alabama)*	39 (vs. Cincinnati)	237 ('21 vs. Tenn. Tech)*	--	4 ('21 vs. Tenn. Tech)*	73 ('21 vs. Tenn. Tech)*	(6)*
#12 Jalin Conyers	5 (vs. ACU)	10 ('22 at Arizona)	63 (vs. ACU)	108 ('22 at Colorado)	1 (2x, last vs. North Texas)	3 ('22 at Colorado)	50 ('23 at Wash. St.)	1*
#13 Brady Boyd	1 (vs. North Texas)	3 (2x, last '23 vs. Cal)	7 (vs. North Texas)	37 ('23 vs. Cal)	--	1 ('22 vs. West Virginia)	24 ('23 vs. Cal)	0
#18 JohnCarlos Miller II	2 (vs. North Texas)	5 ('23 at Delaware)*	55 (vs. North Texas)	101 ('23 at Delaware)*	1 (3x, last vs. Ariz. St.)	1 (10x, last '24 vs. Ariz. St.)*	70 ('23 at Delaware)*	1*
#80 Mason Tharp	1 (6x, last at TCU)	4 ('23 vs. Oregon)	16 (vs. Cincinnati)	61 ('21 vs. FIU)	--	1 (7x, last '23 vs. Cal)	28 ('23 vs. Tarleton St.)	0
Running Backs								
#20 J'Koby Williams	2 (vs. Baylor)	2 ('24 vs. Baylor)	22 (vs. Baylor)	22 ('24 vs. Baylor)	1 (vs. Baylor)	1 ('24 vs. Baylor)	18 ('24 vs. Baylor)	0
#28 Tahj Brooks	4 (vs. Baylor)	5 (3x, last '23 vs. Cal)	22 (vs. Baylor)	44 ('22 at NC State)	--	1 ('22 vs. Texas)	18 ('21 vs. Iowa St.)	0
#33 Cameron Dickey	5 (at Washington St.)	5 ('24 at Washington St.)	34 (at Washington St.)	34 ('24 at Washington St.)	1 (at Washington St.)	1 ('24 at Washington St.)	12 ('24 at Wash. St.)	0

DEFENSE

Name	Tackles		Sacks		TFLs		INT	FF
	2024	Career	2024	Career	2024	Career		
#0 Bralyn Lux	5 (2x, last at TCU)	9 (2x, last '23 vs. Cal)*	--	1.0 (2x, last '22 at Boise St.)*	--	2.0 ('23, last at Kansas)*	1 (4x)*	1 (2x)*
#1 A.J. McCarty	5 (vs. ACU)	9 ('22 at Iowa St.)	0.5 (vs. Arizona St.)	0.5 ('24 vs. Arizona St.)	1.0 (2x, last vs. Cincy)	1.0 (3x, last vs. Cincy)	1 (2x)*	--
#2 Jalon Peoples	4 (vs. ACU)	4 ('24 vs. ACU)	--	has not happened	--	has not happened	--	--
#3 Bryce Ramirez	5 (vs. North Texas)	7 ('23 at BYU)	--	has not happened	0.5 (at Arizona)	0.5 ('24 at Arizona)	1 ('24 vs. UNT)	--
#4 Maurion Horn	11 (vs. ACU)	11 ('24 vs. ACU)	--	has not happened	1.0 (2x, last at Arizona)	1.0 (2x, last '24 at Arizona)	--	--
#5 Quincy Ledet Jr.	4 (vs. Cincinnati)	8 ('22 vs. Southern Miss)*	--	1.0 (3x, last vs. Southern Miss)*	0.5 (at TCU)	1.5 (2x, last vs. Southern Miss)*	1 ('24 at UA)	1 (2x)*
#6 John Curry	5 (vs. North Texas)	5 ('24 vs. North Texas)	--	has not happened	--	has not happened	--	--
#7 Brenden Jordan	5 (vs. Cincinnati)	6 ('23 vs. K-State)	0.5 (at TCU)	0.5 ('24 at TCU)	1.0 (at TCU)	1.0 (2x, last '24 at TCU)	--	--
#9 C.J. Baskerville	9 (2x, last vs. Cincinnati)	11 ('23 at Kansas)	--	has not happened	1.5 (at TCU)	1.5 (2x, last '24 at TCU)	1 (6x)*	--
#10 Jacob Rodriguez	13 (2x, last at Arizona)	13 (2x, last '24 at Arizona)	1.0 (at Arizona)	1.0 ('24 at Arizona)	2.0 (vs. ACU)	2.0 ('24 vs. ACU)	1 ('23 vs. Cal)	1 (5x)
#11 Charles Esters III	3 (2x, last at TCU)	7 ('23 vs. Oregon)	0.5 (at TCU)	2.0 ('23 at Baylor)	0.5 (at TCU)	2.0 ('23 at Baylor)	--	1 ('23 at Baylor)
#12 Macho Stevenson	5 (vs. Cincinnati)	5 ('24 vs. Cincinnati)	--	has not happened	--	has not happened	--	1 ('24 vs. UC)
#13 Ben Roberts	12 (vs. Cincinnati)	13 ('23 at Texas)	--	0.5 ('23 vs. Oregon)	2.0 (vs. Cincinnati)	2.0 (2x, last '24 vs. Cincinnati)	1 ('23 at WVU)	1 (5x)
#17 Isaac Smith	4 (2x, last vs. North Texas)	4 (4x, last '24 vs. North Texas)	1.0 (at Washington St.)	1.0 ('24 vs. Ole Miss)	1.0 (at Washington St.)	2.0 ('22 vs. Ole Miss)	--	--
#21 Jordan Sanford	4 (at Washington St.)	4 ('24 at Washington St.)	--	has not happened	--	has not happened	--	--
#22 Devynn Cromwell*	9 (at Arizona)	9 ('24 at Arizona)	--	has not happened	--	has not happened	--	--
#25 Chapman Lewis	7 (2x, last vs. TCU)	7 (2x, last '24 at TCU)	--	has not happened	0.5 (at TCU)	0.5 ('24 at TCU)	1 (3x)	--
#33 Harvey Dyson III	2 (3x, last vs. Baylor)	2 (3x, last '24 vs. Baylor)	1.0 (at TCU)	1.0 ('24 at TCU)	1.0 (2x, last at TCU)	1.0 (2x, last '24 at TCU)	1 ('24 at TCU)	--
#35 Miquel Dingle Jr.	4 (vs. North Texas)	4 (2x, last '24 vs. North Texas)	0.5 (vs. North Texas)	0.5 ('24 vs. North Texas)	1.5 (vs. North Texas)	1.5 ('24 vs. North Texas)	--	--
#51 Jayden Cofield	4 (vs. North Texas)	4 ('24 vs. North Texas)	1.0 (vs. Cincinnati)	1.0 ('24 vs. Cincinnati)	1.0 (2x, last vs. Cincy)	1.0 (2x, last '24 vs. Cincy)	--	--
#52 De'Braylon Carroll	6 (vs. Cincinnati)	6 (2x, '24 vs. Cincinnati)*	--	1.5 ('23 at Marshall)	1.5 (vs. Cincinnati)	3.0 ('23 vs Texas St.)	--	--
#88 Amier Washington	4 (vs. Arizona St.)	4 (2x, last '24 vs. Ariz. St.)	0.5 (vs. Arizona St.)	2.0 ('23 vs. Cal)	0.5 (vs. Arizona St.)	4.0 ('23 vs. Cal)	--	1 ('23 vs. Cal)
#90 Ansel Nedore	2 (at Arizona)	2 ('24 at Arizona)	--	has not happened	--	has not happened	--	--
#91 James Hansen	--	5 ('22 vs. San Diego St.)	--	1 (2x, last '23 vs. Hawaii)	--	2 ('23 vs. Hawaii)	--	1 ('22 vs. Texas St.)
#94 Braylon Rigsby	2 (at Washington St.)	2 ('24 at Washington St.)	--	has not happened	1.0 (at Washington St.)	1.0 ('24 at Washington St.)	--	--
#95 Trevon McAlpine	3 (at Washington St.)	6 ('23 at Texas)	0.5 (at TCU)	1.0 ('23 at Texas)	0.5 (at TCU)	1.0 ('23 at Texas)	--	--

* - indicates stats that include numbers accumulated at previous FBS institution

8 E'MAURION BANKS

DL | Jr. | 4th Yr. | Wichita Falls, Texas | Rider HS

Follow on Social Media

Twitter: @DoodaBanks8 | Instagram: TheDoodaBanks

PARTICIPATION	2021	2022	2023	2024	CAREER
GP/GS	1/0	2/0	9/1	7/6	19/7

CAREER STATS

TACKLES	GP	UA	A	Total	TFL	Yds	PD	FF	FR	Blkd	QBH
2021	1	0	0	0	0	0	0	0	0	0	0
2022	2	1	0	1	0	0	0	0	0	0	0
2023	9	10	5	15	4.5	15	0	0	0	1	1
2024	7	9	7	16	3.0	9	0	0	0	1	1
Totals	19	20	12	32	7.5	24	0	0	0	2	2

SACKS	G	UA	A	Total	Yds
2021	1	0	0	0.0	0
2022	2	0	0	0.0	0
2023	9	1	1	1.5	11
2024	7	0	0	0.0	0
Totals	19	1	1	1.5	11

2024 GAME-BY-GAME STATS

Opponent	GS	UA	A	TOT	SACKS-YDS	TFL-YDS	FF	FR	INT	QBH
Abilene Christian	*	2	1	3	0-0	0.5-2	0	0	0	0
at Washington St.	*	4	1	5	0-0	1.0-1	0	0	0	0
North Texas	*	1	2	3	0-0	1.5-6	0	0	0	0
Arizona State	*	1	0	1	0-0	0-0	0	0	0	0
Cincinnati	*	1	1	2	0-0	0-0	0	0	0	1
at Arizona		0	2	2	0-0	0-0	0	0	0	0
Baylor	*	0	0	0	0-0	0-0	0	0	0	0
at TCU	DNP-injured									
at Iowa State	-	-	-		---	---	-	-	-	-
Colorado	-	-	-		---	---	-	-	-	-
at Oklahoma St.	-	-	-		---	---	-	-	-	-
West Virginia	-	-	-		---	---	-	-	-	-
Totals		9	7	16	0.0-0	3.0-9	0	0	0	1

2023 GAME-BY-GAME STATS

Opponent	GS	UA	A	TOT	SACKS-YDS	TFL-YDS	FF	FR	INT	QBH
at Wyoming		2	1	3	0.5-1	0.5-1	0	0	0	0
Oregon		DNP-injured								
Tarleton State		DNP-injured								
at West Virginia		DNP-injured								
Houston		DNP-injured								
at Baylor		4	0	4	0.0-0	1.0-2	0	0	0	0
Kansas State		1	0	1	0.0-0	0.0-0	0	0	0	0
at BYU		0	0	0	0.0-0	0.0-0	0	0	0	0
TCU		0	0	0	0.0-0	0.0-0	0	0	0	0
at Kansas		0	0	0	0.0-0	0.0-0	0	0	0	0
UCF		2	0	2	0.0-0	1.0-2	0	0	0	1
at Texas		0	0	0	0.0-0	0.0-0	0	0	0	0
vs. California	*	1	4	5	1.0-10	2.0-10	0	0	0	0
Totals		10	5	15	1.5-11	4.5-15	0	0	0	1

2022 GAME-BY-GAME STATS

Opponent	GS	UA	A	TOT	SACKS-YDS	TFL-YDS	FF	FR	INT	QBH
Murray State		0	0	0	0.0-0	0.0-0	0	0	0	0
Houston		0	0	0	0.0-0	0.0-0	0	0	0	0
at NC State		0	0	0	0.0-0	0.0-0	0	0	0	0
Texas		0	0	0	0.0-0	0.0-0	0	0	0	0
at Kansas State		0	0	0	0.0-0	0.0-0	0	0	0	0
at Oklahoma St.		0	0	0	0.0-0	0.0-0	0	0	0	0
West Virginia		0	0	0	0.0-0	0.0-0	0	0	0	0
Baylor		0	0	0	0.0-0	0.0-0	0	0	0	0
at TCU		0	0	0	0.0-0	0.0-0	0	0	0	0
Kansas		0	0	0	0.0-0	0.0-0	0	0	0	0
at Iowa State		0	0	0	0.0-0	0.0-0	0	0	0	0
Oklahoma		0	0	0	0.0-0	0.0-0	0	0	0	0
Ole Miss		1	0	1	0.0-0	0.0-0	0	0	0	0
Totals		1	0	1	0.0-0	0.0-0	0	0	0	0

9 C.J. BASKERVILLE

DB | Sr. | 4th Yr. (2nd at Tech) | North Richland Hills, Texas | Richland HS

Follow on Social Media

Twitter: @c9baskerville | Instagram: cjbaskerville

PARTICIPATION	2021*	2022*	2023	2024	CAREER
GP/GS	14/4	8/7	11/10	8/7	41/28

* at San Diego State

CAREER STATS

TACKLES	GP	UA	A	Total	TFL	Yds	PD	FF	FR	INT	QBH
2021 (SDSU)	14	23	16	39	1.0	3	3	0	1	1	0
2022 (SDSU)	8	20	16	36	1.5	4	3	0	0	0	0
2023 (TTU)	11	54	24	78	4.5	15	5	0	0	2	2
2024 (TTU)	8	26	18	44	2.4	4	2	0	0	3	0
TOTALS	41	123	74	197	9.5	26	13	0	1	6	2

INTERCEPTIONS	GP	No	Yds	TD	LG	AVG/R
2021 (SDSU)	14	1	0	0	0	0.0
2022 (SDSU)	8	0	0	0	0	0.0
2023 (TTU)	11	2	16	0	12	8.0
2024 (TTU)	8	3	0	0	0	0.0
TOTALS	41	6	16	0	12	--

2024 GAME-BY-GAME STATS

Opponent	GS	UA	A	TOT	TFL-YDS	INT-YDS	FF	FR	PBU
Abilene Christian	*	7	2	9	0.0-0	0-0	0	0	0
at Washington St.	*	4	1	5	1.0-1	0-0	0	0	0
North Texas	*	2	0	2	0.0-0	0-0	0	0	0
Arizona State	*	1	2	3	0.0-0	1-0	0	0	0
Cincinnati	*	3	6	9	0.0-0	0-0	0	0	1
at Arizona	*	3	4	7	0.0-0	1-0	0	0	0
Baylor	*	4	1	5	0.0-0	0-0	0	0	1
at TCU	*	2	2	4	1.5-3	1-0	0	0	0
at Iowa State	-	-	-		---	---	-	-	-
Colorado	-	-	-		---	---	-	-	-
at Oklahoma St.	-	-	-		---	---	-	-	-
West Virginia	-	-	-		---	---	-	-	-
Totals		26	18	44	2.5-4	3-0	0	0	2

2023 GAME-BY-GAME STATS

Opponent	GS	UA	A	TOT	TFL-YDS	INT-YDS	FF	FR	PBU
at Wyoming		3	1	4	1.5-6	0-0	0	0	0
Oregon		DNP-injured							
Tarleton St.	*	3	3	6	0.0	0-0	0	0	2
at West Virginia	*	4	3	7	0.0	0-0	0	0	0
Houston	*	9	0	9	1.0-5	0-0	0	0	1
at Baylor	*	4	2	6	1.0-2	0-0	0	0	0
Kansas State		DNP-injured							
at BYU	*	2	3	5	0.0	0-0	0	0	1
TCU	*	7	2	9	0.0	0-0	0	0	0
at Kansas	*	10	1	11	0.0	0-0	0	0	0
UCF	*	4	3	7	0.0	1-4	0	0	1
at Texas	*	4	5	9	0.0	0-0	0	0	0
vs. California	*	4	1	5	1.0-2	1-12	0	0	0
Totals		54	24	78	4.5-15	2-16	0	0	5

2022 GAME-BY-GAME STATS (@ SAN DIEGO STATE)

Opponent	GS	UA	A	TOT	TFL-YDS	INT-YDS	FF	FR	PBU
Arizona	*	3	3	6	0.0-0	0-0	0	0	0
Idaho State	*	4	4	8	0.0-0	0-0	0	0	0
at Utah	*	4	0	4	1.0-3	0-0	0	0	0
Toledo	*	3	5	8	0.5-1	0-0	0	0	0
at Boise State	*	3	2	5	0.0-0	0-0	0	0	2
Hawai'i	*	1	0	1	0.0-0	0-0	0	0	1
at Nevada	*	2	2	4	0.0-0	0-0	0	0	0
Air Force		0	0	0	0.0-0	0-0	0	0	0
Totals		20	16	36	1.5-4	0-0	0	0	3

2021 GAME-BY-GAME STATS (@ SAN DIEGO STATE)

Opponent	GS	UA	A	TOT	TFL-YDS	INT-YDS	FF	FR	PBU
New Mexico St.		0	0	0	0.0-0	0-0	0	0	0
at Arizona		0	0	0	0.0-0	0-0	0	0	0
Utah		0	0	0	0.0-0	0-0	0	0	0
Towson		1	1	2	0.5-2	0-0	0	0	0
New Mexico		1	1	2	0.0-0	0-0	0	0	0
at San Jose St.		0	0	0	0.0-0	0-0	0	0	0
at Air Force		1	0	1	0.0-0	0-0	0	0	0
Fresno State		0	0	0	0.0-0	0-0	0	0	0
at Hawai'i		1	1	2	0.0-0	0-0	0	0	1
Nevada		1	2	3	0.0-0	0-0	0	0	0
at UNLV	*	2	4	6	0.0-0	0-0	0	0	1
Boise State	*	3	2	5	0.5-1	0-0	0	0	0
Utah State	*	8	1	9	0.0-0	0-0	0	0	2
vs. UTSA	*	5	4	9	0.0-0	1-0	0	0	0
Totals		23	16	39	1.0-3	1-0	0	1	3



28 TAHJ
BROOKS

RB | S-Sr. | 5th Yr. | Manor, Texas | Manor HS

Follow on Social Media

Twitter: @just_tahj | Instagram: thetahjbrooks

PARTICIPATION	2020	2021	2022	2023	2024	CAREER
GP/GS	10/0	9/4	13/6	13/13	7/7	52/30

CAREER STATS

RUSHING	G	Att	Yds	TD	Lg	Avg/C	Avg/G
2020	10	69	255	4	28	3.7	25.5
2021	9	87	568	7	67	6.5	63.1
2022	13	147	691	7	37	4.7	53.2
2023	13	290	1,538	10	46	5.3	118.3
2024	7	179	925	9	35	5.2	132.1
Totals	52	772	3,977	37	67	5.2	76.5

RECEIVING	G	Rec	Yds	TD	Lg	Rec/G	Avg/C	Avg/G
2020	10	13	61	0	16	1.3	4.7	6.1
2021	9	6	52	0	18	0.7	8.7	5.8
2022	13	26	164	1	17	2.0	6.3	12.6
2023	13	29	72	0	12	2.2	2.5	5.5
2024	7	11	38	0	10	1.6	3.5	5.4
Totals	52	85	387	1	18	1.6	4.6	7.4

ALL PURPOSE	G	Rush	Rec	PR	KR	IR	Total	Avg/G
2020	10	255	61	0	0	0	316	31.6
2021	9	568	52	0	21	0	641	71.2
2022	13	691	164	0	0	0	855	65.8
2023	13	1,538	72	0	0	0	1,610	123.8
2024	7	925	38	0	0	0	963	137.6
Totals	52	3,977	387	0	21	0	4,385	84.3

2024 GAME-BY-GAME

Opponent	GS	Rush	Yds	TD	Lg	Rec	Yds	TD	Lg
Abilene Christian	*	27	153	1	21	3	14	0	7
at Washington St.		DNP-injured							
North Texas	*	17	109	1	23	0	0	0	0
Arizona State	*	27	117	0	25	2	3	0	3
Cincinnati	*	32	172	2	35	0	0	0	0
at Arizona	*	21	128	3	32	1	-2	0	0
Baylor	*	25	125	1	31	4	22	0	10
at TCU	*	30	121	1	12	1	1	0	1
at Iowa State		-	-	-	-	-	-	-	-
Colorado		-	-	-	-	-	-	-	-
at Oklahoma St.		-	-	-	-	-	-	-	-
West Virginia		-	-	-	-	-	-	-	-
Totals		179	925	9	35	11	38	0	10

2023 GAME-BY-GAME

Opponent	GS	Rush	Yds	TD	Lg	Rec	Yds	TD	Lg
at Wyoming	*	11	39	1	8	2	12	0	10
Oregon	*	7	71	0	35	4	18	0	7
Tarleton State	*	19	158	0	38	0	0	0	0
at West Virginia	*	25	149	0	27	1	6	0	6
Houston	*	21	101	2	19	1	-5	0	0
at Baylor	*	31	170	1	24	1	4	0	4
Kansas State	*	17	98	1	30	2	22	0	12
at BYU	*	30	101	1	18	3	15	0	9
TCU	*	31	146	1	20	4	-4	0	2
at Kansas	*	33	133	1	11	1	6	0	6
UCF	*	24	182	1	46	1	-4	0	0
at Texas	*	19	95	0	25	4	2	0	3
vs. California	*	22	95	1	11	5	0	0	3
Totals		290	1,538	10	46	29	72	0	12

2022 GAME-BY-GAME

Opponent	GS	Rush	Yds	TD	Lg	Rec	Yds	TD	Lg
Murray State		6	50	3	23	1	1	0	1
Houston		17	78	1	19	5	34	0	17
at NC State	*	4	4	0	2	5	44	0	17
Texas		12	36	0	11	3	21	1	17
at Kansas State		10	39	0	7	4	5	0	3
at Oklahoma State		4	8	0	9	0	0	0	0
West Virginia	*	17	107	2	20	1	6	0	6
Baylor	*	16	98	0	31	2	17	0	10
at TCU	*	10	59	0	21	1	7	0	7
Kansas	*	16	51	1	9	0	0	0	0
at Iowa State	*	9	45	0	11	1	7	0	7
Oklahoma		12	26	0	6	3	22	0	11
vs. Ole Miss		14	90	0	37	0	0	0	0
Totals		147	691	7	37	26	164	1	17

2021 GAME-BY-GAME

Opponent	GS	Rush	Yds	TD	Lg	Rec	Yds	TD	Lg
vs. Houston	*	15	134	2	44	0	0	0	0
Stephen F. Austin		11	103	2	67	1	7	0	7
FIU	*	9	47	0	19	0	0	0	0
at Texas		DNP-injured							
at West Virginia		DNP-injured							
TCU		DNP-injured							
at Kansas		DNP-injured							
Kansas State		4	33	0	23	0	0	0	0
at Oklahoma	*	6	23	0	16	1	5	0	5
Iowa State	*	9	80	1	51	2	21	0	18
Oklahoma State		3	1	0	3	1	12	0	12
at Baylor		14	40	1	11	1	7	0	7
vs. Mississippi State		16	107	1	19	0	0	0	0
Totals		87	568	7	67	6	52	0	18

2020 GAME-BY-GAME

Opponent	GS	Rush	Yds	TD	Lg	Rec	Yds	TD	Lg
HBV		8	25	1	7	2	26	0	16
Texas		0	0	0	0	0	0	0	0
at Kansas St.		1	0	0	0	0	0	0	0
at Iowa St.		0	0	0	0	0	0	0	0
West Virginia		12	44	1	10	1	2	0	2
Oklahoma		12	30	0	16	3	19	0	10
at TCU		0	0	0	0	0	0	0	0
Baylor		14	48	2	9	1	6	0	6
at Oklahoma St.		6	29	0	12	4	7	0	6
Kansas		16	79	0	28	2	1	0	1
Totals		69	255	4	28	13	61	0	16

4 JORDAN BROWN

WR | Sr. | 5th Yr. (3rd at Tech) | Dallas, Texas | DeSoto HS

Follow on Social Media

Twitter: @JordanBrown6ix | Instagram: thejordanbrownn

PARTICIPATION	2020*	2021*	2022	2023	2024	CAREER
GP/GS	2/0	0/0	8/0	10/3	8/1	28/4

* at Kansas

CAREER STATS

RECEIVING	G	Rec	Yds	TD	Lg	Rec/G	Avg/C	Avg/G
2020 (KU)	2	1	4	0	4	0.5	4.0	2.0
2021 (KU)	0	-	-	-	-	-	-	-
2022 (TTU)	8	3	18	0	10	0.4	6.0	2.3
2023 (TTU)	10	22	256	1	46	2.2	11.6	25.6
2024 (TTU)	8	9	120	0	42	1.1	13.3	15.0
Totals	28	35	398	1	46	1.3	11.4	14.2

KICK RETURNS	G	No.	Yds	Avg	TD	Long
2020 (KU)	2	0	0	0.0	0	0
2021 (KU)	0	-	-	-	-	-
2022 (TTU)	8	7	171	24.4	0	67
2023 (TTU)	10	2	45	22.5	0	46
2024 (TTU)	8	3	55	18.3	0	19
Totals	28	12	281	23.4	0	67

ALL PURPOSE	G	Rush	Rec	PR	KR	IR	Total	Avg/G
2020 (KU)	2	0	4	0	0	0	4	2.0
2021 (KU)	0	-	-	-	-	-	-	-
2022 (TTU)	8	0	18	0	171	0	189	23.6
2023 (TTU)	10	0	256	0	45	0	301	30.1
2024 (TTU)	8	0	120	0	55	0	175	21.9
Totals	28	0	398	0	271	0	669	23.9

2024 GAME-BY-GAME

Opponent	GS	Rec	Yds	TD	Avg	LG	Rush	Yds	TD
Abilene Christian		1	11	0	11.0	11	0	0	0
at Washington St.		3	41	0	13.7	19	0	0	0
North Texas		3	49	0	16.3	42	0	0	0
Arizona State		0	0	0	0.0	0	0	0	0
Cincinnati		0	0	0	0.0	0	0	0	0
at Arizona		0	0	0	0.0	0	0	0	0
Baylor		2	11	0	5.5	6	0	0	0
at TCU	*	0	8	0	8.0	8	0	0	0
at Iowa State		-	-	-	-	-	-	-	-
Colorado		-	-	-	-	-	-	-	-
at Oklahoma St.		-	-	-	-	-	-	-	-
West Virginia		-	-	-	-	-	-	-	-
Totals		9	120	0	13.3	42	0	0	0

2023 GAME-BY-GAME

Opponent	GS	Rec	Yds	TD	Avg	LG	Rush	Yds	TD
at Wyoming		2	51	0	25.5	27	0	0	0
Oregon		0	0	0	0	0	0	0	0
Tarleton State	*	6	73	1	12.2	46	0	0	0
at West Virginia	*	2	27	0	13.5	26	0	0	0
Houston		DNP-injured							
at Baylor		DNP-injured							
Kansas State		4	24	0	6.0	8	0	0	0
at BYU		1	36	0	36	36	0	0	0
TCU		1	5	0	5.0	5	0	0	0
at Kansas		1	2	0	2.0	2	0	0	0
UCF		4	30	0	7.5	12	0	0	0
at Texas	*	1	8	0	8.0	8	0	0	0
vs. California		DNP-injured							
Totals		22	256	1	11.6	46	0	0	0

2022 GAME-BY-GAME

Opponent	GS	Rec	Yds	TD	Avg	LG	Rush	Yds	TD
Murray State		DNP-injured							
Houston		DNP-injured							
at NC State		DNP-injured							
Texas		DNP-injured							
at Kansas State		2	14	0	7.0	10	0	0	0
at Oklahoma State		1	4	0	4.0	4	0	0	0
West Virginia		0	0	0	0	0	0	0	0
Baylor		DNP							
at TCU		0	0	0	0	0	0	0	0
Kansas		0	0	0	0	0	0	0	0
at Iowa State		0	0	0	0	0	0	0	0
Oklahoma		0	0	0	0	0	0	0	0
vs. Ole Miss		0	0	0	0	0	0	0	0
Totals		3	18	0	6.0	10	0	0	0

52 DE'BRAYLON CARROLL

DL | S-Sr. | 6th Yr. (1st at Tech) | Duncanville, Texas | Duncanville HS

Follow on Social Media

Twitter: @deeforsack | Instagram: deeforsack

PARTICIPATION	2019*	2020*	2021*	2022*	2023*	2024	CAREER
GP/GS	12/0	5/5	0/0	12/2	13/13	8/4	50/24

* at Rice

CAREER STATS

TACKLES	GP	UA	A	Total	TFL	Yds	PD	FF	FR	Blkd
2019 (RICE)	12	7	7	14	2.5	17	0	0	0	0
2020 (RICE)	5	3	18	21	3.0	15	0	0	0	0
2021 (RICE)	0	0	0	0	0.0	0	0	0	0	0
2022 (RICE)	12	10	10	20	4.5	5	0	0	0	0
2023 (RICE)	13	18	29	47	9.0	46	0	0	1	0
2024 (TTU)	8	4	9	13	3.0	7	0	0	1	0
Totals	50	42	73	115	22.0	90	0	0	2	0

SACKS	G	UA	A	Total	Yds
2019 (RICE)	12	1.0	0	1.0	14
2020 (RICE)	5	1.0	0.5	1.5	13
2021 (RICE)	0	0	0	0.0	0
2022 (RICE)	12	1.0	0	1.0	1
2023 (RICE)	13	2	1.5	3.5	26
2024 (TTU)	8	0	0	0.0	0
Totals	50	5	2	7.0	54

2024 GAME-BY-GAME STATS

Opponent	GS	UA	A	TOT	SACKS-YDS	TFL-YDS	FF	FR	INT	QBH
Abilene Christian		0	0	0	0.0-0	0.0-0	0	1	0	0
at Washington St.		0	0	0	0.0-0	0.0-0	0	0	0	1
North Texas	*	0	1	1	0.0-0	0.5-1	0	0	0	0
Arizona State		0	0	0	0.0-0	0.0-0	0	0	0	0
Cincinnati		4	2	6	0.0-0	1.5-5	0	0	0	0
at Arizona	*	0	4	4	0.0-0	0.5-1	0	0	0	1
Baylor	*	0	0	0	0.0-0	0.0-0	0	0	0	1
at TCU	*	0	2	2	0.0-0	0.5-3	0	0	0	0
at Iowa State		-	-	-	---	---	-	-	-	-
Colorado		-	-	-	---	---	-	-	-	-
at Oklahoma St.		-	-	-	---	---	-	-	-	-
West Virginia		-	-	-	---	---	-	-	-	-
Totals		4	9	13	0.0-0	3.0-7	0	1	0	3

2023 GAME-BY-GAME STATS (@ RICE)

Opponent	GS	UA	A	TOT	SACKS-YDS	TFL-YDS	FF	FR	INT	QBH
at Texas	*	2	1	3	1.5-13	1.5-13	0	0	0	0
Houston	*	1	3	4	0.0-0	0.0-0	0	0	0	1
Texas Southern	*	1	0	1	0.0-0	0.0-0	0	0	0	0
at South Florida	*	0	6	6	1.0-4	1.0-4	0	0	0	0
East Carolina	*	0	2	2	0.0-0	0.0-0	0	0	0	2
UConn	*	2	2	4	0.0-0	0.0-0	0	0	0	0
at Tulsa	*	0	1	1	0.0-0	0.0-0	0	1	0	0
Tulane	*	0	2	2	0.0-0	0.0-0	0	0	0	0
SMU	*	4	2	6	0.0-0	1.0-2	0	0	0	1
at UTSA	*	4	1	5	0.0-0	1.0-10	0	0	0	0
at Charlotte	*	0	5	5	0.0-0	0.5-1	0	0	0	1
Florida Atlantic	*	1	1	2	0.0-0	1.0-5	0	0	0	0
Texas State	*	4	1	5	1.0-9	3.0-11	0	0	0	1
Totals		19	27	46	3.5-26	9.0-46	0	1	0	6

2022 GAME-BY-GAME STATS (@ RICE)

Opponent	GS	UA	A	TOT	SACKS-YDS	TFL-YDS	FF	FR	INT	QBH
USC	*	0	0	0	0.0-0	0.0-0	0	0	0	0
McNeese	*	0	0	0	0.0-0	0.0-0	0	0	0	0
at Houston		1	0	1	0.0-0	0.0-0	0	0	0	0
UAB		0	0	0	0.0-0	0.0-0	0	0	0	0
at Florida Atlantic		0	3	3	0.0-0	0.5-0	0	0	0	1
at Louisiana Tech		2	0	2	1.0-1	2.0-2	0	0	0	0
Charlotte		2	1	3	0.0-0	0.0-0	0	0	0	0
UTEP		0	3	3	0.0-0	0.5-1	0	0	0	0
at Western Ky.		0	1	1	0.0-0	0.0-0	0	0	0	1
UTSA		2	1	3	0.0-0	1.0-1	0	0	0	0
at North Texas		2	0	2	0.0-0	0.0-0	0	0	0	0
vs. Southern Miss.		1	1	2	0.0-0	0.5-1	0	0	0	0
Totals		10	10	20	1.0-1	4.5-5	0	0	0	2



2020 GAME-BY-GAME STATS (@ RICE)

Opponent	GS	UA	A	TOT	SACKS-YDS	TFL-YDS	FF	FR	INT	QBH
at Houston					game canceled					
Army					game canceled					
vs. LSU					game canceled					
Lamar					game canceled					
MTSU	*	0	3	3	0.0-0	0.0-0	0	0	0	0
at Southern Miss	*	0	5	5	0.0-0	1.0-2	0	0	0	0
UTSA					game canceled					
at La Tech					game canceled					
at North Texas	*	0	4	4	0.0-0	0.5-0	0	0	0	0
UTEP					game canceled					
at Marshall	*	1	4	5	1.5-13	1.5-13	0	0	0	2
UAB	*	2	2	4	0.0-0	0.0-0	0	0	0	0
Totals		3	18	21	1.5-13	3.0-15	0	0	0	2

2019 GAME-BY-GAME STATS (@ RICE)

Opponent	GS	UA	A	TOT	SACKS-YDS	TFL-YDS	FF	FR	INT	QBH
at Army		2	2	4	0.0-0	0.0-0	0	0	0	0
Wake Forest		0	0	0	0.0-0	0.0-0	0	0	0	0
vs. Texas		1	0	1	0.0-0	0.0-0	0	0	0	0
Baylor		1	1	2	0.0-0	0.0-0	0	0	0	0
La. Tech		1	0	1	1.0-14	1.0-14	0	0	0	0
at UAB		0	0	0	0.0-0	0.0-0	0	0	0	0
at UTSA		0	0	0	0.0-0	0.0-0	0	0	0	0
Southern Miss		1	2	3	0.0-0	1.0-2	0	0	0	1
Marshall		0	1	1	0.0-0	0.0-0	0	0	0	0
at MTSU		0	0	0	0.0-0	0.0-0	0	0	0	0
North Texas		0	1	1	0.0-0	0.5-1	0	0	0	0
at UTEP		1	0	1	0.0-0	0.0-0	0	0	0	0
Totals		7	7	14	1.0-14	2.5-17	0	0	0	1

12 JALIN CONYERS

TE | Sr. | 5th Yr. (1st at Tech) | Gruver, Texas | Gruver HS

Follow on Social Media

Twitter: @therealjconyers | Instagram: therealjconyers

PARTICIPATION	2020*	2021*	2022*	2023*	2024	CAREER
GP/GS	0/0	11/1	12/1	11/5	8/1	42/8

* at Oklahoma | * at Arizona State

CAREER STATS

RECEIVING	G	Rec	Yds	TD	Lg	Rec/G	Avg/C	Avg/G
2021 (ASU)	11	6	62	1	35	0.5	10.3	5.6
2022 (ASU)	12	38	422	5	47	3.2	11.1	35.2
2023 (ASU)	11	30	362	0	50	2.7	12.1	32.9
2024 (TTU)	8	15	147	2	36	1.9	9.8	18.4
Totals	42	89	993	8	50	2.1	11.2	23.6

2024 GAME-BY-GAME

Opponent	GS	Rec	Yds	TD	Avg	LG	Rush	Yds	TD
Abilene Christian		5	63	1	12.6	36	0	0	0
at Washington St.		2	6	0	3.0	6	3	12	0
North Texas		4	36	1	9.0	19	0	0	0
Arizona State		0	0	0	0.0	0	1	3	1
Cincinnati		1	3	0	3.0	3	1	13	0
at Arizona		2	14	0	7.0	9	0	0	0
Baylor	*	0	0	0	0.0	0	0	0	0
at TCU		1	25	0	25.0	25	0	0	0
at Iowa State		-	-	-	-	-	-	-	-
Colorado		-	-	-	-	-	-	-	-
at Oklahoma St.		-	-	-	-	-	-	-	-
West Virginia		-	-	-	-	-	-	-	-
Totals		15	147	2	9.8	36	5	28	1

2023 GAME-BY-GAME (@ ARIZONA STATE)

Opponent	GS	Rec	Yds	TD	Avg	LG	Rush	Yds	TD
Southern Utah	*	2	51	0	0.0	43	0	0	0
Oklahoma State	*	4	17	0	0.0	8	2	1	0
Southern California		5	71	0	0.0	29	0	0	0
at California	*	6	40	0	0.0	13	0	0	0
Colorado		0	0	0	0.0	0	0	0	0
at Washington		3	41	0	0.0	15	0	0	0
Washington State		4	90	0	0.0	50	0	0	0
at Utah		0	0	0	0.0	0	0	0	0
at UCLA	*	1	3	0	0.0	3	6	14	0
Oregon		2	38	0	0.0	31	6	34	0
Arizona	*	3	11	0	0.0	9	8	43	1
Totals		30	362	0	0.0	50	22	92	1

2022 GAME-BY-GAME (@ ARIZONA STATE)

Opponent	GS	Rec	Yds	TD	Avg	LG	Rush	Yds	TD
Northern Arizona		0	0	0	0.0	0	0	0	0
at Oklahoma State		1	5	0	0.0	5	0	0	0
Eastern Michigan		2	12	0	0.0	7	0	0	0
Utah		1	20	0	0.0	20	0	0	0
at USC		3	25	0	0.0	11	0	0	0
Washington		1	14	0	0.0	14	0	0	0
at Stanford		0	0	0	0.0	0	0	0	0
at Colorado		6	108	3	0.0	32	0	0	0
UCLA		7	66	0	0.0	17	0	0	0
at Washington State		1	47	1	0.0	47	0	0	0
Oregon State	*	6	49	0	0.0	21	0	0	0
at Arizona		10	76	1	0.0	27	0	0	0
Totals		38	422	5	0.0	47	0	0	0

2021 GAME-BY-GAME (@ ARIZONA STATE)

Opponent	GS	Rec	Yds	TD	Avg	LG	Rush	Yds	TD
Southern Utah	*	0	0	0	0.0	0	0	0	0
UNLV		0	0	0	0.0	0	0	0	0
at BYU		0	0	0	0.0	0	0	0	0
Colorado		1	5	0	0.0	5	0	0	0
at UCLA		0	0	0	0.0	0	0	0	0
Stanford		0	0	0	0.0	0	0	0	0
at Utah		3	18	1	0.0	7	0	0	0
Washington State		1	4	0	0.0	4	0	0	0
Southern California		0	0	0	0.0	0	0	0	0
at Washington		0	0	0	0.0	0	0	0	0
Wisconsin		1	35	0	0.0	35	0	0	0
Totals		6	62	1	0.0	35	0	0	0

5 CALEB DOUGLAS

WR | Jr. | 3rd Yr. (1st at Tech) | Missouri City, Texas | Hightower HS

Follow on Social Media

Twitter: @Caedeezy | Instagram: cddouglas_

PARTICIPATION	2022*	2023*	2024	CAREER
GP/GS	8/2	5/5	8/8	21/15

* at Florida

CAREER STATS

RECEIVING	G	Rec	Yds	TD	Lg	Rec/G	Avg/C	Avg/G
2022 (UF)	8	10	175	2	62	1.3	17.5	21.9
2023 (UF)	5	11	133	1	34	2.2	12.1	26.6
2024 (TTU)	8	39	559	4	57	4.9	14.3	69.9
Totals	21	60	867	7	62	2.9	14.5	41.3

2024 GAME-BY-GAME

Opponent	GS	Rec	Yds	TD	Avg	LG	Rush	Yds	TD
Abilene Christian	*	4	42	1	10.5	14	0	0	0
at Washington St.	*	4	71	0	17.8	42	0	0	0
North Texas	*	2	24	0	12.0	17	0	0	0
Arizona State	*	5	63	0	12.6	21	0	0	0
Cincinnati	*	1	4	0	4.0	4	0	0	0
at Arizona	*	5	116	0	23.2	57	0	0	0
Baylor	*	9	99	3	11.0	20	0	0	0
at TCU	*	9	140	0	15.6	44	0	0	0
at Iowa State		-	-	-	-	-	-	-	-
Colorado		-	-	-	-	-	-	-	-
at Oklahoma St.		-	-	-	-	-	-	-	-
West Virginia		-	-	-	-	-	-	-	-
Totals		39	559	4	14.3	57	0	0	0

2023 GAME-BY-GAME (@ FLORIDA)

Opponent	GS	Rec	Yds	TD	Avg	LG	Rush	Yds	TD
at Utah	*	4	42	1	0.0	19	0	0	0
McNeese	*	0	0	0	0.0	0	0	0	0
Tennessee	*	2	20	0	0.0	12	0	0	0
Charlotte	*	4	37	0	0.0	21	0	0	0
at Kentucky	*	1	34	0	0.0	34	0	0	0
Totals		11	133	1	0.0	34	0	0	0

2022 GAME-BY-GAME (@ FLORIDA)

Opponent	GS	Rec	Yds	TD	Avg	LG	Rush	Yds	TD
Utah		DNP							
Kentucky		DNP							
South Florida		DNP							
at Tennessee		DNP							
Eastern Washington		1	62	1	0.0	62	0	0	0
Missouri		DNP							
LSU		0	0	0	0.0	0	0	0	0
vs. Georgia		0	0	0	0.0	0	0	0	0
at Texas A&M		3	25	1	0.0	12	0	0	0
South Carolina	*	3	53	0	0.0	27	0	0	0
at Vanderbilt		1	10	0	0.0	10	0	0	0
at Florida State	*	0	0	0	0.0	0	0	0	0
vs. Oregon State		2	25	0	0.0	15	0	0	0
Totals		10	175	2	0.0	62	0	0	0

8 COY
EAKIN

WR | So. | 3rd Yr. | Stephenville, Texas | Stephenville HS

Follow on Social Media

Twitter: @CoyEakin | Instagram: coy_eakin

PARTICIPATION	2022	2023	2024	CAREER
GP/GS	4/0	10/7	8/7	22/14

CAREER STATS

RECEIVING	G	Rec	Yds	TD	Lg	Rec/G	Avg/C	Avg/G
2022	4	0	0	0	0	0.0	0.0	0.0
2023	10	36	416	2	43	3.6	11.6	41.6
2024	8	26	395	6	70	3.3	15.2	49.4
Totals	22	62	811	8	70	2.8	13.1	36.9

2024 GAME-BY-GAME

Opponent	GS	Rec	Yds	TD	Avg	LG	Rush	Yds	TD
Abilene Christian	*	5	76	2	15.2	35	0	0	0
at Washington St.	*	5	54	0	10.8	19	0	0	0
North Texas	*	1	70	1	70.0	70	0	0	0
Arizona State	*	3	29	0	9.7	16	0	0	0
Cincinnati	*	3	78	2	26.0	49	0	0	0
at Arizona	*	2	12	0	6.0	6	0	0	0
Baylor	*	3	20	0	6.6	11	0	0	0
at TCU		4	56	1	14.0	29	0	0	0
at Iowa State	-	-	-	-	-	-	-	-	-
Colorado	-	-	-	-	-	-	-	-	-
at Oklahoma St.	-	-	-	-	-	-	-	-	-
West Virginia	-	-	-	-	-	-	-	-	-
Totals		26	395	6	15.2	70	0	0	0

2023 GAME-BY-GAME

Opponent	GS	Rec	Yds	TD	Avg	LG	Rush	Yds	TD
at Wyoming	DNP-injured								
Oregon	DNP-injured								
Tarleton State	DNP-injured								
at West Virginia		1	9	0	9.0	9	0	0	0
Houston	*	0	0	0	0	0	0	0	0
at Baylor	*	2	20	1	10.0	13	0	0	0
Kansas State	*	5	102	0	20.4	43	0	0	0
at BYU	*	2	4	0	2.0	3	1	-1	0
TCU		8	78	0	9.8	30	0	0	0
at Kansas	*	3	29	0	9.7	11	0	0	0
UCF	*	4	41	0	10.3	22	0	0	0
at Texas		4	27	0	6.8	13	0	0	0
vs. California	*	7	106	1	15.1	27	0	0	0
Totals		36	416	2	11.6	43	1	-1	0

2022 GAME-BY-GAME

Opponent	GS	Rec	Yds	TD	Avg	LG	Rush	Yds	TD
Murray State	DNP								
Houston	DNP								
at NC State	DNP								
Texas	DNP								
at Kansas State	DNP								
at Oklahoma State	DNP								
West Virginia		0	0	0	0	0	0	0	0
Baylor	DNP								
at TCU	DNP								
Kansas		0	0	0	0	0	0	0	0
at Iowa State		0	0	0	0	0	0	0	0
Oklahoma	DNP								
vs. Ole Miss		0	0	0	0	0	0	0	0
Totals		0	0	0	0	0	0	0	0

99 GINO
GARCIA

K | S-Sr. | 6th Yr. (3rd at Tech) | Richardson, Texas | Pearce HS

Follow on Social Media

Twitter: @ginogarcia___ | Instagram: ginogar1

PARTICIPATION	2019*	2020*	2021*	2022	2023	2024	CAREER
GP/GS	12/0	4/0	10/0	3/0	13/0	8/0	50/0

* at Houston Christian formerly known as Houston Baptist

CAREER STATS

FIELD GOALS	G	Made	Att	Lg	Pct
2019 (HBU)	12	18	26	54	69.2
2020 (HBU)	4	5	10	50	50.0
2021 (HBU)	10	9	10	59	90.0
2022 (TTU)	3	0	1	0	0.0
2023 (TTU)	13	16	22	55	72.7
2024 (TTU)	8	12	12	45	100.0
TOTALS	50	60	81	59	74.0

FIELD GOALS (Dis.)	FGM-FGA	01-19	20-29	30-39	40-49	50-59	60+
2019 (HBU)	18-26	0-0	5-6	6-6	5-8	2-6	0-0
2020 (HBU)	5-10	0-0	1-2	0-1	3-4	1-3	0-0
2021 (HBU)	9-10	0-0	3-3	2-2	3-4	1-1	0-0
2022 (TTU)	0-1	0-0	0-0	0-0	0-1	0-0	0-0
2023 (TTU)	16-22	0-0	4-4	7-8	2-5	3-5	0-0
2024 (TTU)	12-12	0-0	3-3	7-7	2-2	0-0	0-0
TOTALS	60-81	0-0	16-18	22-24	15-24	7-15	0-0

SCORING	G	TD	Rush	Pass	Retn	PAT	2PAT	FG	Total	Avg/G
2019 (HBU)	12	0	0	0	0	47	0	18	101	8.4
2020 (HBU)	4	0	0	0	0	16	0	5	31	7.8
2021 (HBU)	10	0	0	0	0	21	0	9	48	4.8
2022 (TTU)	3	0	0	0	0	7	0	0	7	2.3
2023 (TTU)	13	0	0	0	0	40	0	16	88	6.8
2024 (TTU)	8	0	0	0	0	20	0	12	56	7.0
TOTALS	50	0	0	0	0	151	0	60	331	6.6

2024 GAME-BY-GAME FG STATS | (Made), Missed, *Blocked*

Opponent	Att. 1	Att. 2	Att. 3	Att. 4	Att. 5	Totals	Long
Abilene Christian	(39)	(31)	-	-	-	2-of-2	39
at Washington St.	(37)	-	-	-	-	1-of-1	37
North Texas	(25)	-	-	-	-	1-of-1	25
Arizona State	(30)	(39)	-	-	-	2-of-2	39
Cincinnati	(45)	(27)	-	-	-	2-of-2	45
at Arizona	(30)	(41)	-	-	-	2-of-2	41
Baylor	-	-	-	-	-	0-of-0	-
at TCU	(38)	(24)	-	-	-	2-of-2	28
at Iowa State	-	-	-	-	-	-	-
Colorado	-	-	-	-	-	-	-
at Oklahoma St.	-	-	-	-	-	-	-
West Virginia	-	-	-	-	-	-	-
Totals						12-of-12	45

2023 GAME-BY-GAME FG STATS | (Made), Missed, *Blocked*

Opponent	Att. 1	Att. 2	Att. 3	Att. 4	Att. 5	Totals	Long
at Wyoming	(54)	49	40	50	(27)	2-of-5	54
Oregon	56	(45)	-	-	-	1-of-2	45
Tarleton State	(28)	(43)	-	-	-	2-of-2	43
at West Virginia	(39)	(34)	-	-	-	2-of-2	39
Houston	-	-	-	-	-	0-of-0	-
at Baylor	(37)	-	-	-	-	1-of-1	37
Kansas State	-	-	-	-	-	0-of-0	-
at BYU	-	-	-	-	-	0-of-0	-
TCU	(27)	(55)	-	-	-	2-of-2	55
at Kansas	(32)	(31)	48	(30)	-	3-of-4	32
UCF	(51)	-	-	-	-	1-of-1	51
at Texas	-	-	-	-	-	0-of-0	-
vs. California	(25)	39	(37)	-	-	2-of-3	37
Totals						16-of-22	55

2022 GAME-BY-GAME FG STATS | (Made), Missed, *Blocked*

Opponent	Att. 1	Att. 2	Att. 3	Att. 4	Att. 5	Totals	Long
Houston	46	-	-	-	-	0-of-1	-
Totals						0-of-1	-

2021 GAME-BY-GAME FG STATS (@ HOUSTON BAPTIST) | (Made), Missed, *Blocked*

Opponent	Att. 1	Att. 2	Att. 3	Att. 4	Att. 5	Totals	Long
at New Mexico	(45)	-	-	-	-	1-of-1	45
Northern Colorado	(24)	(36)	-	-	-	2-of-2	36
at Prairie View	(43)	(24)	-	-	-	2-of-2	43
Northwestern St.	(37)	40	-	-	-	1-of-2	37
at Southeastern	(59)	-	-	-	-	1-of-1	59
Nicholls St.	-	-	-	-	-	0-of-0	-
at UIW	-	-	-	-	-	0-of-0	-



at Northwestern St.	(48)	-	-	-	-	1-of-1	48
McNeese	(26)	-	-	-	-	1-of-1	26
UIW	-	-	-	-	-	0-of-0	-
Totals						9-of-10	59

2020 GAME-BY-GAME FG STATS (@ HOUSTON BAPTIST) | (Made), Missed, Blocked

Opponent	Att. 1	Att. 2	Att. 3	Att. 4	Att. 5	Totals	Long
at North Texas	43	30	(50)	50	-	1-of-4	50
at Texas Tech	(40)	(44)	-	-	-	2-of-2	44
at Louisiana Tech	(42)	-	-	-	-	1-of-1	42
at Eastern Kentucky	(24)	26	53	-	-	1-of-3	24
Totals						5-of-10	50

2019 GAME-BY-GAME FG STATS (@ HOUSTON BAPTIST) | (Made), Missed, Blocked

Opponent	Att. 1	Att. 2	Att. 3	Att. 4	Att. 5	Totals	Long
at UTEP	23	(47)	(23)	-	-	2-of-3	47
Texas Wesleyan	(23)	-	-	-	-	1-of-1	23
at South Dakota	(29)	-	-	-	-	1-of-1	29
Northwestern St.	(33)	(51)	-	-	-	2-of-2	51
Texas Southern	52	(30)	(54)	-	-	2-of-3	54
UIW	(49)	(26)	(32)	-	-	3-of-3	49
at Abilene Christian	(49)	(41)	-	-	-	2-of-2	49
at McNeese	-	-	-	-	-	0-of-0	-
Southeastern La.	(43)	(31)	-	-	-	2-of-2	43
at Nicholls	(30)	(31)	51	54	-	2-of-4	31
Lamar	(24)	55	46	46	-	1-of-4	24
at Sam Houston St.	45	-	-	-	-	0-of-1	-
Totals						18-of-26	54

7 BRENDEN JORDAN

DB | So. | 2nd Yr. | Mansfield, Texas | Mansfield HS

Follow on Social Media

Twitter: @BrendenJordan4 | Instagram: brendenxjordan

PARTICIPATION	2023	2024	CAREER
GP/GS	13/5	8/0	21/5

CAREER STATS

TACKLES	GP	UA	A	Total	TFL	Yds	PD	FF	FR	INT	QBH
2023	13	16	4	20	1	1	1	0	0	0	1
2024	8	13	10	23	1.0	5	1	0	1	0	0
TOTALS	21	29	14	43	2.0	6	2	0	1	0	1

INTERCEPTIONS	GP	No	Yds	TD	LG	AVG/R
2023	13	0	0	0	0	0.0
2024	8	0	0	0	0	0.0
TOTALS	21	0	0	0	0	0.0

2024 GAME-BY-GAME STATS

Opponent	GS	UA	A	TOT	TFL-YDS	INT-YDS	FF	FR	PBU
Abilene Christian	3	0	3		0.0-0	0-0	0	0	0
at Washington St.	0	1	1		0.0-0	0-0	0	0	0
North Texas	0	1	1		0.0-0	0-0	0	0	0
Arizona State	1	3	4		0.0-0	0-0	0	0	1
Cincinnati	4	1	5		0.0-0	0-0	0	0	0
at Arizona	0	2	2		0.0-0	0-0	0	1	0
Baylor	3	0	3		0.0-0	0-0	0	0	0
at TCU	2	2	4		1.0-5	0-0	0	0	0
at Iowa State	-	-	-		---	---	-	-	-
Colorado	-	-	-		---	---	-	-	-
at Oklahoma St.	-	-	-		---	---	-	-	-
West Virginia	-	-	-		---	---	-	-	-
Totals	13	10	23		1.0-5	0-0	0	1	1

2023 GAME-BY-GAME STATS

Opponent	GS	UA	A	TOT	TFL-YDS	INT-YDS	FF	FR	PBU
at Wyoming	*	0	0	0	0.0-0	0-0	0	0	0
Oregon	*	5	0	5	0.0-0	0-0	0	0	1
Tarleton St.	4	0	4		0.0-0	0-0	0	0	0
at West Virginia	0	0	0		0.0-0	0-0	0	0	0
Houston	0	0	0		0.0-0	0-0	0	0	0
at Baylor	0	0	0		0.0-0	0-0	0	0	0
Kansas State	5	1	6		1.0-1	0-0	0	0	1
at BYU	0	1	1		0.0-0	0-0	0	0	0
TCU	*	0	0	0	0.0-0	0-0	0	0	0
at Kansas	0	0	0		0.0-0	0-0	0	0	0
UCF	*	4	1	5	0.0-0	0-0	0	0	0
at Texas	*	1	1	2	0.0-0	0-0	0	0	0
vs. California	0	0	0		0.0-0	0-0	0	0	0
Totals	16	4	20		1.0-1	0-0	0	0	1

3 JOSH KELLY

WR | Sr. | 6th Yr. (1st at Tech) | Fresno, Calif. | San Joaquin Memorial HS

Follow on Social Media

Twitter: @kellz_0404 | Instagram: kellz03_

PARTICIPATION	2019*	2020*	2021*	2022*	2023*	2024	CAREER
GP/GS	1/1	6/4	13/9	6/4	12/12	8/8	46/38

* at Fresno State | * at Washington State

CAREER STATS

RECEIVING	G	Rec	Yds	TD	Lg	Rec/G	Avg/C	Avg/G
2019 (FS)	1	1	-10	0	-10	1.0	-10.0	-10.0
2020 (FS)	6	22	330	1	71	3.7	15.0	55.0
2021 (FS)	13	52	778	3	69	4.0	15.0	59.8
2022 (FS)	6	12	207	0	60	2.0	17.3	34.5
2023 (WSU)	12	61	923	8	51	5.1	15.1	76.9
2024 (TTU)	8	60	609	3	37	7.5	10.2	76.1
Totals	46	208	2,837	15	71	4.5	13.6	61.7

2024 GAME-BY-GAME

Opponent	GS	Rec	Yds	TD	Avg	LG	Rush	Yds	TD
Abilene Christian	*	10	156	1	15.6	35	0	0	0
at Washington St.	*	9	95	0	10.6	37	0	0	0
North Texas	*	2	36	1	18.0	26	0	0	0
Arizona State	*	10	89	1	8.9	20	0	0	0
Cincinnati	*	8	111	0	13.9	29	0	0	0
at Arizona	*	5	27	0	5.4	12	0	0	0
Baylor	*	9	76	0	8.4	32	0	0	0
at TCU	*	7	19	0	2.7	9	0	0	0
at Iowa State	-	-	-	-	-	-	-	-	-
Colorado	-	-	-	-	-	-	-	-	-
at Oklahoma St.	-	-	-	-	-	-	-	-	-
West Virginia	-	-	-	-	-	-	-	-	-
Totals		60	609	3	10.2	37	0	0	0

2023 GAME-BY-GAME (@ WASHINGTON STATE)

Opponent	GS	Rec	Yds	TD	Avg	LG	Rush	Yds	TD
at Colorado State	*	7	97	1	0.0	25	0	0	0
Wisconsin	*	1	6	0	0.0	6	0	0	0
Northern Colorado	*	5	74	1	0.0	32	1	3	0
Oregon State	*	8	159	3	0.0	44	0	0	0
at UCLA	*	5	40	0	0.0	14	0	0	0
Arizona	*	1	9	0	0.0	9	0	0	0
at Oregon	*	5	48	0	0.0	27	0	0	0
at Arizona State	*	2	42	0	0.0	28	0	0	0
Stanford	*	4	82	1	0.0	39	0	0	0
at California	*	9	130	1	0.0	21	0	0	0
Colorado	*	6	130	0	0.0	51	0	0	0
at Washington	*	8	106	1	0.0	21	0	0	0
Totals		61	923	8	15.1	51	1	3	0

2022 GAME-BY-GAME (@ FRESNO STATE)

Opponent	GS	Rec	Yds	TD	Avg	LG	Rush	Yds	TD
Cal Poly	*	3	39	0	0.0	17	0	0	0
Oregon State	*	4	95	0	0.0	60	0	0	0
at USC	*	0	0	0	0.0	0	0	0	0
San Diego State		0	0	0	0.0	0	0	0	0
Hawai'i		3	29	0	0.0	24	0	0	0
at UNLV	*	2	44	0	0.0	41	0	0	0
Totals		12	207	0	0.0	60	0	0	0

2021 GAME-BY-GAME (@ FRESNO STATE)

Opponent	GS	Rec	Yds	TD	Avg	LG	Rush	Yds	TD
UConn		3	54	0	0.0	37	0	0	0
at Oregon	*	5	72	0	0.0	21	1	-8	0
Cal Poly	*	3	127	2	0.0	62	0	0	0
at UCLA	*	8	120	0	0.0	31	0	0	0
UNLV		4	28	0	0.0	19	1	28	0
at Hawai'i	*	6	60	0	0.0	17	0	0	0
at Wyoming	*	1	1	0	0.0	1	0	0	0
Nevada		2	21	0	0.0	17	0	0	0
at San Diego State	*	5	107	0	0.0	69	0	0	0
Boise State	*	5	76	0	0.0	30	0	0	0
New Mexico	*	6	76	1	0.0	21	0	0	0
at San Jose St.	*	2	26	0	0.0	13	0	0	0
UTEP		2	10	0	0.0	8	1	0	0
Totals		52	778	3	0.0	69	3	20	0

2020 GAME-BY-GAME (@ FRESNO STATE)

Opponent	GS	Rec	Yds	TD	Avg	LG	Rush	Yds	TD
Hawaii	*	1	26	0	0.0	26	0	0	0
Colorado State		4	60	0	0.0	34	0	0	0
at UNLV	*	1	18	0	0.0	18	0	0	0
at Utah State	*	4	94	1	0.0	71	0	0	0
at Nevada		5	36	0	0.0	11	2	9	1
at New Mexico	*	7	96	0	0.0	24	0	0	0
Totals		22	330	1	0.0	71	2	9	1

5 QUINCY
LEDET JR.

DL | Sr. | 5th Yr. (2nd at Tech) | Orange, Texas | West Orange-Stark HS

Follow on Social Media

Twitter: @theelitekain14 | Instagram: 4eva_elite

PARTICIPATION	2020*	2021*	2022*	2023	2024	CAREER
GP/GS	8/0	11/9	12/10	13/1	8/5	52/25

* at Louisiana-Monroe

CAREER STATS

TACKLES	GP	UA	A	Total	TFL	Yds	PD	FF	FR	Blkd
2020 (ULM)	8	5	6	11	0.0	0	0	0	0	0
2021 (ULM)	11	6	22	28	1.0	10	1	1	0	0
2022 (ULM)	12	17	20	37	5.0	34	1	0	0	0
2023 (TTU)	13	5	15	20	0.5	1	0	1	0	0
2024 (TTU)	8	4	12	16	0.5	1	0	0	0	0
Totals	52	37	75	112	7.0	46	2	2	0	0

SACKS	G	UA	A	Total	Yds
2020 (ULM)	8	0	0	0.0	0
2021 (ULM)	11	1	0	1.0	10
2022 (ULM)	12	2	2	3.0	27
2023 (TTU)	13	0	1	0.5	1
2024 (TTU)	8	0	0	0.0	0
Totals	52	3	3	4.5	38

2024 GAME-BY-GAME STATS

Opponent	GS	UA	A	TOT	SACKS-YDS	TFL-YDS	FF	FR	INT	QBH
Abilene Christian	*	0	2	2	0.0-0	0.0-0	0	0	0	0
at Washington St.		2	1	3	0.0-0	0.0-0	0	0	0	0
North Texas		0	2	2	0.0-0	0.0-0	0	0	0	1
Arizona State	*	0	2	2	0.0-0	0.0-0	0	0	0	1
Cincinnati	*	1	3	4	0.0-0	0.0-0	0	0	0	0
at Arizona	*	0	0	0	0.0-0	0.0-0	0	0	1	0
Baylor		1	1	2	0.0-0	0.0-0	0	0	0	0
at TCU	*	0	1	1	0.0-0	0.0-0	0	0	0	0
at Iowa State	-	-	-	-	---	---	-	-	-	-
Colorado	-	-	-	-	---	---	-	-	-	-
at Oklahoma St.	-	-	-	-	---	---	-	-	-	-
West Virginia	-	-	-	-	---	---	-	-	-	-
Totals		4	12	16	0.0-0	0.5-1	0	0	1	2

2023 GAME-BY-GAME STATS

Opponent	GS	UA	A	TOT	SACKS-YDS	TFL-YDS	FF	FR	INT	QBH
at Wyoming		2	0	2	0.0-0	0.0-0	1	0	0	0
Oregon		0	1	1	0.0-0	0.0-0	0	0	0	0
Tarleton State		1	0	1	0.0-0	0.0-0	0	0	0	0
at West Virginia		0	1	1	0.0-0	0.0-0	0	0	0	0
Houston		0	0	0	0.0-0	0.0-0	0	0	0	0
at Baylor		0	1	1	0.0-0	0.0-0	0	0	0	1
Kansas State		0	0	0	0.0-0	0.0-0	0	0	0	0
at BYU		1	3	4	0.0-0	0.0-0	0	0	0	0
TCU		0	2	2	0.0-0	0.0-0	0	0	0	0
at Kansas		0	0	0	0.0-0	0.0-0	0	0	0	0
UCF		1	2	3	0.0-0	0.0-0	0	0	0	0
at Texas		0	2	2	0.0-0	0.0-0	0	0	0	0
vs. California	*	0	3	3	0.5-1	0.5-1	0	0	0	0
Totals		5	15	20	0.5-1	0.5-1	1	0	0	1

2022 GAME-BY-GAME STATS (@ ULM)

Opponent	GS	UA	A	TOT	SACKS-YDS	TFL-YDS	FF	FR	INT	QBH
at Texas	*	2	0	2	1.0-9	1.0-9	0	0	0	0
Nicholls	*	0	1	1	0.0-0	0.0-0	0	0	0	0
at Alabama	*	0	0	0	0.0-0	0.0-0	0	0	0	0
Louisiana	*	1	3	4	0.0-0	0.0-0	0	0	0	0
at Arkansas St.		2	1	3	0.5-7	0.5-7	0	0	0	0
Coastal Carolina		0	1	1	0.0-0	0.0-0	0	0	0	0
at South Alabama	*	0	1	1	0.0-0	0.0-0	0	0	0	0
at Army	*	1	1	2	0.0-0	0.0-0	0	0	0	0
Texas State	*	5	1	6	0.5-1	1.5-6	0	0	0	0
at Georgia State	*	0	2	2	0.0-0	0.0-0	0	0	0	0
at Troy	*	3	4	7	0.0-0	0.5-1	0	0	0	0
Southern Miss	*	3	5	8	1.0-10	1.5-11	0	0	0	0
Totals		17	20	37	3.0-27	5.0-34	0	0	0	0

0 BRALYN
LUX

DB | Sr. | 6th Yr. (2nd at Tech) | San Jose, Calif. | King's Academy

Follow on Social Media

Twitter: @lamBlux12 | Instagram: lux_b3

PARTICIPATION	2020*	2021*	2022*	2023	2024	CAREER
GP/GS	6/6	13/8	8/8	12/8	5/5	44/35

* indicates seasons at Fresno State

CAREER STATS

TACKLES	GP	UA	A	Total	TFL	Yds	PD	FF	FR	Blkd	INT
2020 (FS)	6	27	3	30	1.0	1	4	1	1	0	1
2021 (FS)	13	18	6	24	1.0	2	4	0	1	0	0
2022 (FS)	8	30	5	35	3.0	16	7	1	0	0	1
2023 (TTU)	12	31	9	40	3.5	11	9	0	0	0	1
2024 (TTU)	5	15	1	16	0.0	0	3	0	0	0	1
TOTALS	44	121	24	145	8.5	30	27	2	2	0	4

2024 GAME-BY-GAME STATS

Opponent	GS	UA	A	TOT	TFL-YDS	INT-YDS	FF	FR	PBU
Abilene Christian					DNP-injured				
at Washington St.	*	1	0	1	0.0-0	0-0	0	0	0
North Texas	*	2	0	2	0.0-0	1-44	0	0	0
Arizona State					DNP-injured				
Cincinnati					DNP-injured				
at Arizona	*	4	1	5	0.0-0	0-0	0	0	1
Baylor	*	3	0	3	0.0-0	0-0	0	0	2
at TCU	*	5	0	5	0.0-0	0-0	0	0	0
at Iowa State	-	-	-	-	---	---	-	-	-
Colorado	-	-	-	-	---	---	-	-	-
at Oklahoma St.	-	-	-	-	---	---	-	-	-
West Virginia	-	-	-	-	---	---	-	-	-
Totals		15	1	16	0.0-0	1-44	0	0	3

2023 GAME-BY-GAME STATS

Opponent	GS	UA	A	TOT	TFL-YDS	INT-YDS	FF	FR	PBU
at Wyoming	*	2	0	2	1.0-2	0-0	0	0	1
Oregon	*	2	1	3	0.5-2	0-0	0	0	0
Tarleton St.	*	3	0	3	0.0-0	0-0	0	0	0
at West Virginia		0	0	0	0.0-0	0-0	0	0	1
Houston		0	1	1	0.0-0	0-0	0	0	0
at Baylor	*	0	0	0	0.0-0	0-0	0	0	2
Kansas State					DNP-injured				
at BYU		0	0	0	0.0-0	0-0	0	0	0
TCU		7	0	7	0.0-0	0-0	0	0	1
at Kansas	*	3	1	4	2.0-7	0-0	0	0	1
UCF	*	4	0	4	0.0-0	0-0	0	0	1
at Texas	*	3	4	7	0.0-0	1-0	0	0	2
vs. California	*	7	2	9	0.0-0	0-0	0	0	0
Totals		31	9	40	3.5-11	1-0	0	0	9

2022 GAME-BY-GAME STATS (@ FRESNO STATE)

Opponent	GS	UA	A	TOT	TFL-YDS	INT-YDS	FF	FR	PBU
Cal Poly	*	2	0	2	0.0-0	0-0	0	0	0
Oregon State	*	6	2	8	0.0-0	0-0	0	0	2
at USC	*	6	0	6	0.0-0	0-0	0	0	1
at UConn	*	7	1	8	2.0-14	0-0	1	0	0
at Boise State	*	3	1	4	1.0-2	0-0	0	0	1
San Jose State	*	3	0	3	0.0-0	1-0	0	0	3
at New Mexico	*	2	1	3	0.0-0	0-0	0	0	0
San Diego State	*	1	0	1	0.0-0	0-0	0	0	0
Hawai'i					DNP-injured				
at UNLV					DNP-injured				
at Nevada					DNP-injured				
Wyoming					DNP-injured				
at Boise State					DNP-injured				
vs. Washington St.					DNP-injured				
Totals		30	5	35	3.0-16	1-0	1	0	7

2021 GAME-BY-GAME STATS (@ FRESNO STATE)

Opponent	GS	UA	A	TOT	TFL-YDS	INT-YDS	FF	FR	PBU
UConn	*	1	0	1	0.0-0	0-0	0	0	1
at Oregon	*	0	0	0	0.0-0	0-0	0	0	1
Cal Poly	*	4	0	4	0.0-0	0-0	0	0	0
at UCLA	*	0	1	1	0.0-0	0-0	0	1	1
UNLV	*	3	1	4	0.0-0	0-0	0	0	1
at Hawai'i	*	2	0	2	0.0-0	0-0	0	0	0
at Wyoming	*	1	0	1	1.0-2	0-0	0	0	0
Nevada	*	4	0	4	0.0-0	0-0	0	0	0
at San Diego St.	*	1	0	1	0.0-0	0-0	0	0	0
Boise State		0	0	0	0.0-0	0-0	0	0	0
New Mexico		0	1	1	0.0-0	0-0	0	0	0
at San Jose State		2	2	4	0.0-0	0-0	0	0	0
vs. UTEP		0	3	3	0.0-0	0-0	0	0	0
Totals		18	6	24	1.0-2	0-0	0	1	4



2020 GAME-BY-GAME STATS (@ FRESNO STATE)

Opponent	GS	UA	A	TOT	TFL-YDS	INT-YDS	FF	FR	PBU
Hawai'i	*	8	0	8	1.0-1	0-0	1	0	1
Colorado State	*	6	0	6	0.0-0	0-0	0	0	1
at UNLV	*	7	2	9	0.0-0	0-0	0	0	0
at Utah State	*	2	0	2	0.0-0	0-0	0	0	2
at Nevada	*	2	1	3	0.0-0	1-24	0	0	0
vs. New Mexico	*	2	0	2	0.0-0	0-0	0	0	0
Totals		27	3	30	1.0-1	1-24	1	0	4

10 DRAE McCRAY

WR | Sr. | 4th Yr. (2nd at Tech) | Tallahassee, Fla. | N. Florida Christian HS

Follow on Social Media

Twitter: @draemccray24 | Instagram: drae.mccray10

PARTICIPATION	2021*	2022*	2023	2024	CAREER
GP/GS	11/11	11/11	13/2	7/0	42/24

* indicates seasons at Austin Peay

CAREER STATS

RECEIVING	G	Rec	Yds	TD	Lg	Rec/G	Avg/C	Avg/G
2021 (APU)	11	53	867	8	73	4.8	16.4	78.8
2022 (APU)	11	76	1,021	9	72	6.9	13.4	92.8
2023 (TTU)	13	29	255	2	44	2.2	8.8	19.6
2024 (TTU)	7	12	74	0	21	1.7	6.2	10.6
Totals	42	170	2,217	19	73	4.0	13.0	52.8

ALL PURPOSE	G	Rush	Rec	PR	KR	IR	Total	Avg/G
2021 (APU)	11	1	867	39	108	0	1,015	92.3
2022 (APU)	11	54	1,021	0	54	0	1,129	102.6
2023 (TTU)	13	4	255	0	717	0	976	75.1
2024 (TTU)	7	13	74	0	309	0	396	56.6
Totals	42	72	2,217	39	1,188	0	3,516	83.7

2024 GAME-BY-GAME

Opponent	GS	Rec	Yds	TD	Avg	LG	Rush	Yds	TD
Abilene Christian		0	0	0	0.0	0	0	0	0
at Washington St.		3	18	0	9.0	7	0	0	0
North Texas		2	12	0	6.0	8	0	0	0
Arizona State		1	0	0	0.0	0	0	0	0
Cincinnati		5	39	0	7.8	21	0	0	0
at Arizona		0	0	0	0.0	0	1	13	0
Baylor		1	5	0	5.0	5	0	0	0
at TCU		DNP-injured							
at Iowa State		-	-	-	-	-	-	-	-
Colorado		-	-	-	-	-	-	-	-
at Oklahoma St.		-	-	-	-	-	-	-	-
West Virginia		-	-	-	-	-	-	-	-
Totals		12	74	0	6.2	21	1	13	0

2023 GAME-BY-GAME

Opponent	GS	Rec	Yds	TD	Avg	LG	Rush	Yds	TD
at Wyoming		5	42	0	8.4	15	0	0	0
Oregon		1	31	0	31.0	31	0	0	0
Tarleton State		1	9	0	9.0	9	0	0	0
at West Virginia		3	18	0	6.0	15	0	0	0
Houston		0	0	0	0	0	0	0	0
at Baylor		2	17	0	8.5	16	0	0	0
Kansas State		2	-3	0	-1.5	4	0	0	0
at BYU		3	22	0	7.3	13	1	4	0
TCU		1	44	1	44	44	0	0	0
at Kansas	*	2	-2	0	-1	0	0	0	0
UCF		4	55	1	13.8	26	0	0	0
at Texas		2	3	0	1.5	2	0	0	0
vs. California	*	3	19	0	6.3	7	0	0	0
Totals		29	255	2	8.8	44	1	4	0

2022 GAME-BY-GAME (@ AUSTIN PEAY)

Opponent	GS	Rec	Yds	TD	Avg	LG	Rush	Yds	TD
at Western Kentucky	*	7	90	2	12.9	44	1	17	0
Presbyterian	*	7	113	0	16.1	26	1	8	0
Mississippi Valley State	*	10	158	2	15.8	36	0	0	0
at Alabama A&M	*	1	1	0	1.0	1	0	0	0
Eastern Kentucky	*	6	59	1	9.8	24	2	8	0
at Central Arkansas	*	7	73	0	10.4	34	0	0	0
Murray State	*	5	166	2	33.2	72	2	-1	0
Jacksonville State	*	6	68	1	11.3	23	4	17	0
at North Alabama	*	5	106	1	21.2	62	2	5	0
at Kennesaw State	*	10	95	0	9.5	21	0	0	0
at Alabama	*	12	92	0	7.6	32	0	0	0
Totals		76	1,021	9	13.4	72	12	54	0

2021 GAME-BY-GAME (@ AUSTIN PEAY)

Opponent	GS	Rec	Yds	TD	Avg	LG	Rush	Yds	TD
at Chattanooga	*	5	87	1	17.4	57	0	0	0
at Ole Miss	*	6	87	0	14.5	51	0	0	0

Moorhead State	*	5	86	0	17.2	52	0	0	0
at Eastern Kentucky	*	8	59	0	7.4	11	0	0	0
Tennessee State	*	4	40	0	10.0	22	0	0	0
Southeast Missouri	*	2	18	0	9.0	13	0	0	0
at Murray State	*	4	23	1	5.8	14	0	0	0
at UT Martin	*	2	23	0	11.5	16	0	0	0
Eastern Illinois	*	6	137	2	22.8	45	0	0	0
at Tennessee State	*	4	70	0	17.5	45	0	0	0
Tennessee Tech	*	7	237	4	33.9	73	1	1	0
Totals		53	867	8	16.4	73	1	1	0

1 A.J. McCARTY

DB | So. | 5th Yr. (2nd at Tech) | Brownwood, Texas | Brownwood HS

Follow on Social Media

Twitter: @adonismccartyjr | Instagram: adonismccartyjr

PARTICIPATION	2020*	2021*	2022*	2023	2024	CAREER
GP/GS	3/0	13/0	13/2	1/0	8/8	38/10

* indicates seasons at Baylor

TACKLES	GP	UA	A	Total	TFL	Yds	PD	FF	FR	Blkd	INT
2020 (BU)	3	0	1	1	0.0	0	0	0	0	0	0
2021 (BU)	13	3	0	3	0.0	0	1	0	1	0	0
2022 (BU)	13	31	6	37	1.0	1	3	0	0	0	1
2023 (TTU)	1	0	0	0	0.0	0	0	0	0	0	0
2024 (TTU)	8	12	8	20	3.0	7	2	0	0	0	1
TOTALS	38	46	15	61	4.0	8	6	0	1	0	2

2024 GAME-BY-GAME STATS

Opponent	GS	UA	A	TOT	TFL-YDS	INT-YDS	FF	FR	PBU
Abilene Christian	*	2	3	5	0.0-0	0-0	0	0	1
at Washington St.	*	1	0	1	0.0-0	0-0	0	0	0
North Texas	*	2	0	2	1.0-3	0-0	0	0	0
Arizona State	*	2	2	4	0.5-2	0-0	0	0	0
Cincinnati	*	2	1	3	1.0-1	1-51	0	0	0
at Arizona	*	0	1	1	0.0-0	0-0	0	0	1
Baylor	*	1	0	1	0.0-0	0-0	0	0	0
at TCU	*	2	1	3	0.5-1	0-0	0	0	0
at Iowa State		-	-	-	---	---	-	-	-
Colorado		-	-	-	---	---	-	-	-
at Oklahoma St.		-	-	-	---	---	-	-	-
West Virginia		-	-	-	---	---	-	-	-
Totals		12	8	20	3.0-7	1-51	0	0	2

2023 GAME-BY-GAME STATS

Opponent	GS	UA	A	TOT	TFL-YDS	INT-YDS	FF	FR	PBU
vs. California		0	0	0	0.0-0	0-0	0	0	0
Totals		0	0	0	0.0-0	0-0	0	0	0

2022 GAME-BY-GAME STATS (@ BAYLOR)

Opponent	GS	UA	A	TOT	TFL-YDS	INT-YDS	FF	FR	PBU
UAlbany		2	0	2	0.0-0	0-0	0	0	1
at BYU		1	1	2	0.0-0	0-0	0	0	0
Texas State		4	2	6	0.0-0	0-0	0	0	0
at Iowa State		7	2	9	0.0-0	0-0	0	0	0
Oklahoma State		0	0	0	0.0-0	0-0	0	0	0
at West Virginia		0	0	0	0.0-0	0-0	0	0	0
Kansas		1	1	2	0.0-0	0-0	0	0	1
at Texas Tech		4	0	4	0.0-0	1-18	0	0	1
at Oklahoma	*	3	0	3	0.0-0	0-0	0	0	0
Kansas State		1	0	1	0.0-0	0-0	0	0	0
TCU		3	0	3	0.0-0	0-0	0	0	0
at Texas		1	0	1	0.0-0	0-0	0	0	0
vs. Air Force	*	4	0	4	1.0-1	0-0	0	0	0
Totals		31	6	37	1.0-1	1-18	0	0	3

2021 GAME-BY-GAME STATS (@ BAYLOR)

Opponent	GS	UA	A	TOT	TFL-YDS	INT-YDS	FF	FR	PBU
at Texas State		0	0	0	0.0-0	0-0	0	0	0
Texas Southern		0	0	0	0.0-0	0-0	0	0	1
at Kansas		1	0	1	0.0-0	0-0	0	0	0
Iowa State		1	0	1	0.0-0	0-0	0	0	0
at Oklahoma State		0	0	0	0.0-0	0-0	0	0	0
West Virginia		0	0	0	0.0-0	0-0	0	0	0
BYU		DNP							
Texas		0	0	0	0.0-0	0-0	0	0	0
at TCU		0	0	0	0.0-0	0-0	0	0	0
Oklahoma		0	0	0	0.0-0	0-0	0	0	0
at Kansas State		0	0	0	0.0-0	0-0	0	1	0
Texas Tech		0	0	0	0.0-0	0-0	0	0	0
vs. Oklahoma State		0	0	0	0.0-0	0-0	0	0	0
vs. Ole Miss		1	0	1	0.0-0	0-0	0	0	0
Totals		3	0	3	0.0-0	0-0	0	1	1

2020 GAME-BY-GAME STATS (@ BAYLOR)

Opponent	GS	UA	A	TOT	TFL-YDS	INT-YDS	FF	FR	PBU
Kansas State		0	0	0	0.0-0	0-0	0	0	0
at Oklahoma		0	0	0	0.0-0	0-0	0	0	0
Oklahoma State		0	1	1	0.0-0	0-0	0	0	0
Totals		0	1	1	0.0-0	0-0	0	0	0

18JOHNCARLOS
MILLER

TE | Jr. | 4th Yr. (1st at Tech) | Greensboro, N.C. | Dudley HS

Follow on Social Media

Twitter: @j2manmiller | Instagram: theofficial_miller

PARTICIPATION	2021*	2022*	2023*	2024	CAREER
GP/GS	4/0	11/11	10/10	8/0	33/21

* at Elon

CAREER STATS

RECEIVING	G	Rec	Yds	TD	Lg	Rec/G	Avg/C	Avg/G
2021 (ELON)	4	1	4	0	4	0.3	4.0	1.0
2022 (ELON)	11	26	201	3	25	2.4	7.7	18.3
2023 (ELON)	10	25	453	4	70	2.5	18.1	45.3
2024 (TTU)	8	6	100	3	45	0.8	16.7	12.5
Totals	33	58	758	10	70	1.8	13.1	23.0

2024 GAME-BY-GAME

Opponent	GS	Rec	Yds	TD	Avg	LG	Rush	Yds	TD
Abilene Christian		1	7	0	7.0	7	0	0	0
at Washington St.		1	20	1	20.0	20	0	0	0
North Texas		2	55	1	27.5	45	0	0	0
Arizona State		1	5	1	5.0	5	0	0	0
Cincinnati		0	0	0	0.0	0	0	0	0
at Arizona		0	0	0	0.0	0	0	0	0
Baylor		1	13	0	13.0	0	0	0	0
at TCU		0	0	0	0.0	0	0	0	0
at Iowa State		-	-	-	-	-	-	-	-
Colorado		-	-	-	-	-	-	-	-
at Oklahoma St.		-	-	-	-	-	-	-	-
West Virginia		-	-	-	-	-	-	-	-
Totals		6	100	3	16.7	45	0	0	0

2023 GAME-BY-GAME (@ ELON)

Opponent	GS	Rec	Yds	TD	Avg	LG	Rush	Yds	TD
at Wake Forest	*	1	18	0	0.0	18	0	0	0
at Gardner-Webb	*	2	49	0	0.0	25	0	0	0
N.C. A&T	*	0	0	0	0.0	0	0	0	0
at Campbell	*	4	55	0	0.0	26	0	0	0
William & Mary	*	2	7	0	0.0	4	0	0	0
N.C. Central	*	5	82	0	0.0	30	0	0	0
Monmouth	*	2	70	1	0.0	65	0	0	0
at Delaware	*	5	101	1	0.0	70	0	0	0
at Richmond	*	2	14	1	0.0	9	0	0	0
Hampton	*	2	57	1	0.0	53	0	0	0
Totals		25	453	4	0.0	70	0	0	0

2022 GAME-BY-GAME (@ ELON)

Opponent	GS	Rec	Yds	TD	Avg	LG	Rush	Yds	TD
at Vanderbilt	*	3	24	0	0.0	15	0	0	0
at Wofford	*	4	31	0	0.0	10	0	0	0
Gardner-Webb	*	2	22	0	0.0	14	0	0	0
at William & Mary	*	2	21	0	0.0	20	0	0	0
Richmond	*	1	25	1	0.0	25	0	0	0
Towson	*	3	13	1	0.0	8	0	0	0
at Rhode Island	*	4	29	0	0.0	9	0	0	0
at New Hampshire	*	0	0	0	0.0	0	0	0	0
Delaware	*	2	4	0	0.0	4	0	0	0
UAlbany	*	2	5	0	0.0	5	0	0	0
at Hampton	*	3	27	1	0.0	16	0	0	0
Totals		26	201	3	0.0	25	0	0	0

2021 GAME-BY-GAME (@ELON)

Opponent	GS	Rec	Yds	TD	Avg	LG	Rush	Yds	TD
at James Madison		0	0	0	0.0	0	0	0	0
Villanova		0	0	0	0.0	0	0	0	0
at Towson		0	0	0	0.0	0	0	0	0
Rhode Island		1	4	0	0.0	4	0	0	0
Totals		1	4	0	0.0	4	0	0	0

2BEHREN
MORTON

QB | Jr. | 4th Yr. | Eastland, Texas | Eastland HS

Follow on Social Media

Twitter: @BehrenMorton | Instagram: bmorton_2

PARTICIPATION	2021	2022	2023	2024	CAREER
GP/GS	2/0	9/4	10/8	8/8	29/20

CAREER STATS

PASSING	G	Cmp	Att	Int	Yds	TD	Lg	Pct	Avg/G	Effic
2021	2	1	3	0	0	0	0	33.3	0.0	33.3
2022	9	96	169	6	1,117	7	55	56.8	124.1	118.9
2023	10	182	293	8	1,757	15	49	62.1	175.7	123.9
2024	8	185	292	3	2,063	17	70	63.4	257.9	139.9
Totals	29	464	757	17	4,937	39	70	61.3	170.2	128.6

RUSHING

G	Att	Yds	TD	Lg	Avg/C	Avg/G
2021	2	2	15	0	17	7.5
2022	9	42	79	2	15	1.9
2023	10	46	3	4	14	0.1
2024	8	27	9	1	26	0.3
Totals	29	117	106	7	26	0.9

2024 GAME-BY-GAME

Opponent	GS	Comp	Att	TD	INT	Yds	Lg	Run	Yds	TD	LG
Abilene Christian	*	30	42	5	0	378	36	2	-5	0	3
at Washington St.	*	34	52	1	2	323	42	4	7	0	7
North Texas	*	15	19	4	0	273	70	2	-1	1	10
Arizona State	*	24	44	2	0	201	21	3	-15	0	4
Cincinnati	*	19	29	2	0	251	49	3	46	0	26
at Arizona	*	17	29	0	0	214	57	4	-23	0	1
Baylor	*	33	49	3	1	286	32	6	3	0	7
at TCU	*	12	22	0	0	137	44	3	-3	0	1
at Iowa State		-	-	-	-	-	-	-	-	-	-
Colorado		-	-	-	-	-	-	-	-	-	-
at Oklahoma St.		-	-	-	-	-	-	-	-	-	-
West Virginia		-	-	-	-	-	-	-	-	-	-
Totals		185	292	17	3	2,063	70	27	9	1	26

2023 GAME-BY-GAME

Opponent	GS	Comp	Att	TD	INT	Yds	Lg	Run	Yds	TD	LG
at Wyoming		DNP									
Oregon		DNP	-	-	-	-	-	-	-	-	-
Tarleton State		8	13	2	1	72	15	3	11	0	7
at West Virginia		13	37	1	0	158	26	8	-12	0	4
Houston	*	14	22	2	0	161	34	4	10	0	7
at Baylor	*	19	26	3	1	180	24	2	-1	1	10
Kansas State	*	14	21	0	0	125	31	6	8	1	10
at BYU		DNP-injured									
TCU	*	28	36	2	0	282	44	5	-4	1	9
at Kansas	*	19	25	0	1	176	33	7	-11	0	9
UCF	*	21	34	2	1	256	49	3	10	0	8
at Texas	*	19	36	0	3	88	15	5	-2	1	14
vs. California	*	27	43	3	1	259	41	3	-6	0	7
Totals		182	293	15	8	1,757	49	46	3	4	14

2022 GAME-BY-GAME

Opponent	GS	Comp	Att	TD	INT	Yds	Lg	Run	Yds	TD	LG
Murray State		7	10	1	1	97	24	3	-15	0	2
Houston		0	0	0	0	0	0	0	0	0	0
at NC State		4	7	0	1	85	38	2	20	0	13
Texas		0	0	0	0	0	0	0	0	0	0
at Kansas State		DNP									
at Oklahoma St.	*	39	62	2	1	379	36	17	53	1	15
West Virginia	*	28	45	2	0	325	55	8	17	0	8
Baylor	*	11	34	1	3	152	39	6	6	1	14
at TCU	*	7	10	1	0	79	47	6	-2	0	4
Kansas		DNP-injured									
at Iowa State		DNP-injured									
Oklahoma		DNP-injured									
vs. Ole Miss		0	1	0	0	0	0	0	0	0	0
Totals		96	169	7	6	1,117	55	42	79	2	15



3 BRYCE
RAMIREZ

LB | Sr. | 6th Yr. | Missouri City, Texas | George Ranch HS

Follow on Social Media

Twitter: @bryceramirez_ | Instagram: ebkrasca

PARTICIPATION	2019	2020	2021	2022	2023	2024	CAREER
GP/GS	0/0	0/0	7/0	2/1	11/2	7/0	27/3

CAREER STATS

TACKLES	GP	UA	A	Total	TFL	Yds	PD	FF	FR	INT	QBH
2021	7	2	1	3	0.0	0	0	0	0	0	0
2022	2	4	0	4	0.0	0	0	0	0	0	0
2023	11	14	7	21	0.0	0	0	0	0	0	1
2024	7	12	5	17	0.5	1	0	0	0	0	1
Totals	27	32	13	45	0.5	1	0	0	0	0	2

2024 GAME-BY-GAME STATS

Opponent	GS	UA	A	TOT	SACKS-YDS	TFL-YDS	FF	FR	INT	QBH
Abilene Christian	1	0	1		0.0-0	0.0-0	0	0	0	0
at Washington St.	1	0	1		0.0-0	0.0-0	0	0	0	0
North Texas	4	1	5		0.0-0	0.0-0	0	0	1	0
Arizona State	2	1	3		0.0-0	0.0-0	0	0	0	0
Cincinnati	1	1	2		0.0-0	0.0-0	0	0	0	0
at Arizona	2	2	4		0.0-0	0.5-1	0	0	0	1
Baylor	1	0	1		0.0-0	0.0-0	0	0	0	0
at TCU	DNP-injured									
at Iowa State	-	-	-		---	---	-	-	-	-
Colorado	-	-	-		---	---	-	-	-	-
at Oklahoma St.	-	-	-		---	---	-	-	-	-
West Virginia	-	-	-		---	---	-	-	-	-
Totals	12	5	17		0.0-0	0.5-1	0	0	1	1

2023 GAME-BY-GAME STATS

Opponent	GS	UA	A	TOT	SACKS-YDS	TFL-YDS	FF	FR	INT	QBH
at Wyoming		0	1	1	0.0-0	0.0-0	0	0	0	0
Oregon		2	0	2	0.0-0	0.0-0	0	0	0	0
Tarleton State		1	0	1	0.0-0	0.0-0	0	0	0	0
at West Virginia		0	1	1	0.0-0	0.0-0	0	0	0	0
Houston		2	0	2	0.0-0	0.0-0	0	0	0	0
at Baylor		1	0	1	0.0-0	0.0-0	0	0	0	0
Kansas State		DNP-injured								
at BYU	*	3	4	7	0.0-0	0.0-0	0	0	0	1
TCU	*	2	0	2	0.0-0	0.0-0	0	0	0	0
at Kansas		3	0	3	0.0-0	0.0-0	0	0	0	0
UCF		DNP-injured								
at Texas		0	1	1	0.0-0	0.0-0	0	0	0	0
vs. California		0	0	0	0.0-0	0.0-0	0	0	0	0
Totals		14	7	21	0.0-0	0.0-0	0	0	0	1

2022 GAME-BY-GAME STATS

Opponent	GS	UA	A	TOT	SACKS-YDS	TFL-YDS	FF	FR	INT	QBH
Murray State	DNP									
Houston		3	0	3	0.0-0	0.0-0	0	0	0	0
at NC State	*	1	0	1	0.0-0	0.0-0	0	0	0	0
Texas	DNP-injured									
at Kansas State	DNP-injured									
at Oklahoma St.	DNP-injured									
West Virginia	DNP-injured									
Baylor	DNP-injured									
at TCU	DNP-injured									
Kansas	DNP-injured									
at Iowa State	DNP-injured									
Oklahoma	DNP-injured									
vs. Ole Miss	DNP-injured									
Totals		4	0	4	0.0-0	0.0-0	0	0	0	0

2021 GAME-BY-GAME STATS

Opponent	GS	UA	A	TOT	SACKS-YDS	TFL-YDS	FF	FR	INT	QBH
vs. Houston	DNP									
Stephen F. Austin	DNP									
FIU	DNP									
at Texas	DNP									
at West Virginia	DNP									
TCU	DNP									
at Kansas	0	0	0	0.0-0	0.0-0	0	0	0	0	
Kansas State	1	1	2	0.0-0	0.0-0	0	0	0	0	
at Oklahoma	0	0	0	0.0-0	0.0-0	0	0	0	0	
Iowa State	DNP									
Oklahoma State	0	0	0	0.0-0	0.0-0	0	0	0	0	
at Baylor	0	0	0	0.0-0	0.0-0	0	0	0	0	
vs. Mississippi St.	1	0	1	0.0-0	0.0-0	0	0	0	0	
Totals	2	1	3	0.0-0	0.0-0	0	0	0	0	

13 BEN
ROBERTS

LB | So. | 3rd Yr. | Haslet, Texas | Eaton HS

Follow on Social Media

Twitter: @Ben_Roberts2022 | Instagram: ben.roberts04

PARTICIPATION	2022	2023	2024	CAREER
GP/GS	2/0	13/12	8/8	23/20

CAREER STATS

TACKLES	GP	UA	A	Total	TFL	Yds	PD	FF	FR	INT	QBH
2022	2	0	0	0	0.0	0	0	0	0	0	0
2023	13	55	52	107	6.5	30	0	2	0	0	3
2024	8	28	30	58	4.0	9	0	3	0	0	2
Totals	23	83	82	165	10.5	39	0	5	0	0	5

2024 GAME-BY-GAME STATS

Opponent	GS	UA	A	TOT	SACKS-YDS	TFL-YDS	FF	FR	INT	QBH
Abilene Christian	*	4	3	7	0.0-0	1.0-2	1	0	0	0
at Washington St.	*	7	0	7	0.0-0	1.0-2	1	0	0	0
North Texas	*	3	0	3	0.0-0	0.0-0	0	0	0	0
Arizona State	*	2	9	11	0.0-0	0.0-0	0	0	0	0
Cincinnati	*	4	8	12	0.0-0	2.0-5	1	0	0	1
at Arizona	*	2	3	5	0.0-0	0.0-0	0	0	0	1
Baylor	*	3	3	6	0.0-0	0.0-0	0	0	0	0
at TCU	*	3	4	7	0.0-0	0.0-0	0	0	0	0
at Iowa State	-	-	-		---	---	-	-	-	-
Colorado	-	-	-		---	---	-	-	-	-
at Oklahoma St.	-	-	-		---	---	-	-	-	-
West Virginia	-	-	-		---	---	-	-	-	-
Totals	28	30	58		0.0-0	4.0-9	3	0	0	2

2023 GAME-BY-GAME STATS

Opponent	GS	UA	A	TOT	SACKS-YDS	TFL-YDS	FF	FR	INT	QBH
at Wyoming	0	1	1		0.0-0	0.5-0	0	0	0	0
Oregon	*	5	7	12	0.5-2	1.5-7	1	0	0	0
Tarleton State	*	2	2	4	0.0-0	0.0-0	0	0	0	0
at West Virginia	*	4	7	11	0.0-0	0.5-1	0	0	1	0
Houston	*	8	2	10	0.0-0	0.0-0	0	0	0	0
at Baylor	*	5	2	7	0.0-0	2.0-19	1	0	0	0
Kansas State	*	5	6	11	0.0-0	0.0-0	0	0	0	0
at BYU	*	5	5	10	0.0-0	0.0-0	0	0	0	1
TCU	*	3	3	6	0.0-0	0.0-0	0	0	0	0
at Kansas	*	8	1	9	0.0-0	0.0-0	0	0	0	0
UCF	*	2	4	6	0.0-0	0.5-2	0	0	0	0
at Texas	*	6	7	13	0.0-0	0.0-0	0	0	0	1
vs. California	*	2	5	7	0.0-0	1.5-3	0	0	0	1
Totals	55	52	107		0.5-2	6.5-30	2	0	1	3

2022 GAME-BY-GAME STATS

Opponent	GS	UA	A	TOT	SACKS-YDS	TFL-YDS	FF	FR	INT	QBH
Murray State	DNP									
Houston	DNP									
at NC State	DNP									
Texas	DNP									
at Kansas State	0	0	0		0.0-0	0.0-0	0	0	0	0
at Oklahoma St.	0	0	0		0.0-0	0.0-0	0	0	0	0
West Virginia	DNP									
Baylor	DNP									
at TCU	DNP									
Kansas	DNP									
at Iowa State	DNP									
Oklahoma	DNP									
vs. Ole Miss	DNP									
Totals	0	0	0		0.0-0	0.0-0	0	0	0	0

10 JACOB RODRIGUEZ

LB | R-Jr. | 4th Yr. (3rd at Tech) | Wichita Falls, Texas | Rider HS

Follow on Social Media

Twitter: @Jacob_R_10 | Instagram: jrodriguez_10

PARTICIPATION	2021	2022	2023	2024	CAREER
GP/GS	12/0	12/0	5/4	8/8	37/12

CAREER STATS

TACKLES	GP	UA	A	Total	TFL	Yds	PD	FF	FR	Blkd	QBH
2021 (LVA)	12	1	0	1	0.0	0	0	0	0	0	0
2022 (TTU)	12	17	12	29	3.0	7	0	1	0	0	0
2023 (TTU)	5	21	11	32	1.0	1	2	2	1	0	1
2024 (TTU)	8	39	31	70	4.5	33	3	2	1	0	3
Totals	37	78	54	132	8.5	41	5	5	2	0	4

2024 GAME-BY-GAME STATS

Opponent	GS	UA	A	TOT	SACKS-YDS	TFL-YDS	FF	FR	INT	QBH
Abilene Christian *	9	4	13		0.0-0	2.0-13	1	0	0	0
at Washington St. *	7	0	7		0.0-0	0.0-0	0	0	0	0
North Texas *	1	0	1		0.0-0	0.0-0	0	0	0	1
Arizona State *	2	7	9		0.0-0	1.0-2	0	0	0	1
Cincinnati *	7	4	11		0.0-0	0.5-2	0	1	0	1
at Arizona *	5	8	13		1.0-16	1-16	1	0	0	0
Baylor *	7	5	12		0.0-0	0.0-0	0	0	0	0
at TCU *	1	3	4		0.0-0	0.0-0	0	0	0	1
at Iowa State	-	-	-	---	---	---	-	-	-	-
Colorado	-	-	-	---	---	---	-	-	-	-
at Oklahoma St.	-	-	-	---	---	---	-	-	-	-
West Virginia	-	-	-	---	---	---	-	-	-	-
Totals	39	31	70		1.0-16	4.5-33	2	1	0	4

2023 GAME-BY-GAME STATS

Opponent	GS	UA	A	TOT	SACKS-YDS	TFL-YDS	FF	FR	INT	QBH
at Wyoming *	2	0	2		0.0-0	0.0-0	1	1	0	0
Oregon	DNP-injured									
Tarleton State	DNP-injured									
at West Virginia	DNP-injured									
Houston	DNP-injured									
at Baylor	DNP-injured									
Kansas State	DNP-injured									
at BYU	DNP-injured									
TCU	4	2	6		0.0-0	0.0-0	0	0	0	0
at Kansas *	3	1	4		0.0-0	1.0-1	0	0	0	0
UCF *	7	5	12		0.0-0	0.0-0	0	0	0	1
at Texas	DNP									
vs. California *	5	3	8		0.0-0	0.0-0	1	0	1	0
Totals	21	11	32		0.0-0	1.0-1	2	1	1	1

2022 GAME-BY-GAME STATS

Opponent	GS	UA	A	TOT	SACKS-YDS	TFL-YDS	FF	FR	INT	QBH
Murray State	0	4	4		0.0-0	1.0-2	0	0	0	0
Houston	0	0	0		0.0-0	0.0-0	0	0	0	0
at NC State	2	2	4		0.0-0	0.5-1	0	0	0	0
Texas	1	0	1		0.0-0	0.0-0	0	0	0	0
at Kansas State	1	0	1		0.0-0	0.0-0	0	0	0	0
at Oklahoma St.	1	1	2		0.0-0	0.0-0	0	0	0	2
West Virginia	4	0	4		0.0-0	0.0-0	1	0	0	1
Baylor	3	2	5		0.0-0	0.0-0	0	0	0	0
at TCU	0	2	2		0.0-0	0.5-1	0	0	0	0
Kansas	2	0	2		0.0-0	0.0-0	0	0	0	0
at Iowa State	1	0	1		0.0-0	0.0-0	0	0	0	0
Oklahoma	DNP-injured									
vs. Ole Miss	2	1	3		0.0-0	1.0-3	0	0	0	0
Totals	17	12	29		0.0-0	3.0-7	1	0	0	3

2021 GAME-BY-GAME (@ VIRGINIA)

Opponent	GS	Rush	Yds	TD	LG	Rec	Yds	TD	LG
William & Mary		3	31	0	24	0	0	0	0
Illinois		0	0	0	0	0	0	0	0
at North Carolina		3	14	0	7	3	23	0	17
Wake Forest		0	0	0	0	0	0	0	0
at Miami (FL)		1	5	0	5	2	24	0	16
at Louisville		1	1	0	1	2	13	0	9
Duke		2	5	0	4	0	0	0	0
Georgia Tech		0	0	0	0	0	0	0	0
at BYU		0	0	0	0	1	5	0	5
Notre Dame		0	0	0	0	0	0	0	0
at Pittsburgh		0	0	0	0	0	0	0	0
Virginia Tech		0	0	0	0	0	0	0	0
Totals		10	56	0	24	8	65	0	17

17 ISAAC SMITH

OLB | Jr. | 4th Yr. | Wagoner, Okla. | Wagoner HS

Follow on Social Media

Twitter: @isaacsmith1921 | Instagram: isaacsmith17_

PARTICIPATION	2021	2022	2023	2024	CAREER
GP/GS	0/0	11/2	0/0	7/4	18/6

CAREER STATS

TACKLES	GP	UA	A	Total	TFL	Yds	PD	FF	FR	Blkd	QBH
2021	0	0	0	0	0.0	0	0	0	0	0	0
2022	11	9	5	14	3.0	5	0	0	1	0	0
2023	0	0	0	0	0.0	0	0	0	0	0	0
2024	7	9	9	18	1.5	16	0	0	0	0	1
Totals	18	18	14	32	4.5	21	0	0	1	0	0

SACKS

G	UA	A	Total	Yds
2021	0	0	0	0.0
2022	11	1	0	1.0
2023	0	0	0	0.0
2024	7	1	0	1.0
Totals	18	2	0	2.0

2024 GAME-BY-GAME STATS

Opponent	GS	UA	A	TOT	SACKS-YDS	TFL-YDS	FF	FR	INT	QBH
Abilene Christian	2	2	4		0.0-0	0.5-1	0	0	0	0
at Washington St. *	2	1	3		1.0-15	1.0-15	0	0	0	0
North Texas *	2	2	4		0.0-0	0.0-0	0	0	0	0
Arizona State *	0	1	1		0.0-0	0.0-0	0	0	0	1
Cincinnati *	1	1	2		0.0-0	0.0-0	0	0	0	0
at Arizona	DNP-injured									
Baylor	1	0	1		0.0-0	0.0-0	0	0	0	0
at TCU	1	2	3		0.0-0	0.0-0	0	0	0	0
at Iowa State	-	-	-	---	---	---	-	-	-	-
Colorado	-	-	-	---	---	---	-	-	-	-
at Oklahoma St.	-	-	-	---	---	---	-	-	-	-
West Virginia	-	-	-	---	---	---	-	-	-	-
Totals	9	9	18		1.0-15	1.5-16	0	0	0	1

2023 GAME-BY-GAME STATS

Opponent	GS	UA	A	TOT	SACKS-YDS	TFL-YDS	FF	FR	INT	QBH
DNP-injured										
Totals	0	0	0		0.0-0	0.0-0	0	0	0	0

2022 GAME-BY-GAME STATS

Opponent	GS	UA	A	TOT	SACKS-YDS	TFL-YDS	FF	FR	INT	QBH
Murray State	1	1	2		0.0-0	0.0-0	0	0	0	0
Houston	DNP									
at NC State	DNP									
Texas	0	0	0		0.0-0	0.0-0	0	0	0	0
at Kansas State	0	0	0		0.0-0	0.0-0	0	0	0	0
at Oklahoma St.	0	0	0		0.0-0	0.0-0	0	0	0	0
West Virginia	0	0	0		0.0-0	0.0-0	0	0	0	0
Baylor	0	0	0		0.0-0	0.0-0	0	0	0	0
at TCU	0	1	1		0.0-0	0.0-0	0	0	0	0
Kansas	0	0	0		0.0-0	0.0-0	0	0	0	0
at Iowa State	1	2	3		0.0-0	0.0-0	0	0	0	0
Oklahoma *	3	1	4		0.0-0	1.0-2	0	0	0	0
vs. Ole Miss *	4	0	4		1.0-2	2.0-3	0	1	0	0
Totals	9	5	14		1.0-2	3.0-5	0	1	0	0



80 MASON THARP

TE | Sr. | 4th Yr. | Klein, Texas | Klein HS

Follow on Social Media
Twitter: @masontharp80 | Instagram: mason_tharp

PARTICIPATION	2021	2022	2023	2024	CAREER
GP/GS	12/8	10/7	8/7	8/7	38/29

CAREER STATS								
RECEIVING	G	Rec	Yds	TD	Lg	Rec/G	Avg/C	Avg/G
2021	12	14	198	1	25	1.2	14.1	16.5
2022	10	12	100	2	21	1.2	8.3	10.0
2023	8	18	178	4	28	2.3	9.9	22.3
2024	8	6	54	0	16	0.8	9.0	6.8
Totals	38	50	530	7	28	1.3	10.6	13.9

2024 GAME-BY-GAME									
Opponent	GS	Rec	Yds	TD	Avg	LG	Rush	Yds	TD
Abilene Christian	*	1	9	0	9.0	9	0	0	0
at Washington St.	*	1	-1	0	-1.0	0	0	0	0
North Texas	*	0	0	0	0	0	0	0	0
Arizona State	*	1	12	0	12.0	12	0	0	0
Cincinnati	*	1	16	0	16.0	16	0	0	0
at Arizona	*	1	9	0	9.0	9	0	0	0
Baylor		0	0	0	0	0	0	0	0
at TCU	*	1	9	0	9.0	9	0	0	0
at Iowa State	-	-	-	-	-	-	-	-	-
Colorado	-	-	-	-	-	-	-	-	-
at Oklahoma St.	-	-	-	-	-	-	-	-	-
West Virginia	-	-	-	-	-	-	-	-	-
Totals		6	54	0	9.0	16	0	0	0

2023 GAME-BY-GAME									
Opponent	GS	Rec	Yds	TD	Avg	LG	Rush	Yds	TD
at Wyoming	*	1	10	0	10.0	10	0	0	0
Oregon	*	4	37	1	9.3	15	0	0	0
Tarleton State	*	3	43	1	14.3	28	0	0	0
at West Virginia	*	1	14	0	14	14	0	0	0
Houston	*	2	16	0	8	15	0	0	0
at Baylor		DNP-injured							
Kansas State		DNP-injured							
at BYU		DNP-injured							
TCU		DNP-injured							
at Kansas		DNP-injured							
UCF	*	3	32	1	10.7	19	0	0	0
at Texas	*	1	4	0	4.0	4	0	0	0
vs. California		3	22	1	7.3	15	0	0	0
Totals		18	178	4	9.9	28	0	0	0

2022 GAME-BY-GAME									
Opponent	GS	Rec	Yds	TD	Avg	LG	Rush	Yds	TD
Murray State		1	21	1	21.0	21	0	0	0
Houston		0	0	0	0	0	0	0	0
at NC State	*	3	26	0	8.7	14	0	0	0
Texas		1	13	0	13.0	13	0	0	0
at Kansas State	*	0	0	0	0	0	0	0	0
at Oklahoma State	*	1	2	0	2.0	2	0	0	0
West Virginia	*	3	35	0	11.7	19	0	0	0
Baylor	*	1	0	0	0	0	0	0	0
at TCU	*	0	0	0	0	0	0	0	0
Kansas	*	2	3	1	1.5	2	0	0	0
at Iowa State		DNP-injured							
Oklahoma		DNP-injured							
vs. Ole Miss		DNP-injured							
Totals		12	100	2	8.3	21	0	0	0

2021 GAME-BY-GAME									
Opponent	GS	Rec	Yds	TD	Avg	LG	Rush	Yds	TD
vs. Houston		0	0	0	0.0	0	0	0	0
Stephen F. Austin	*	0	0	0	0.0	0	0	0	0
FIU		3	61	1	20.3	25	0	0	0
at Texas	*	1	7	0	7.0	7	0	0	0
at West Virginia	*	0	0	0	0.0	0	0	0	0
TCU		2	22	0	11.0	14	0	0	0
at Kansas	*	3	38	0	12.7	25	0	0	0
Kansas State	*	0	0	0	0.0	0	0	0	0
at Oklahoma		2	31	0	15.5	23	0	0	0
Iowa State		DNP-injured							
Oklahoma State	*	3	39	0	13	25	0	0	0
at Baylor	*	0	0	0	0.0	0	0	0	0
vs. Mississippi St.	*	0	0	0	0.0	0	0	0	0
Totals		14	198	1	14.1	25	0	0	0

RED RAIDERS IN THE NCAA/BIG 12 STATS

~ last updated: Sun., Oct. 27 ~

RB TAHJ BROOKS	Stat	Big 12	NCAA
All Purpose per Game (200 ranked)	137.57	4th	11th
Rushing Touchdowns (162 ranked)	9	3rd	22nd
Rushing Yards (200 ranked)	925	3rd	9th
Rushing Yards per Game (199 ranked)	132.1	1st	3rd

WR COY EAKIN	Stat	Big 12	NCAA
Receiving Touchdowns (186 ranked)	6	5th	19th

WR JOSH KELLY	Stat	Big 12	NCAA
Receiving Yards (200 ranked)	609	5th	34th
Receiving Yards per Game (198 ranked)	76.1	6th	38th
Receptions per Game (188 ranked)	7.5	1st	8th

WR/KR DRAE MCCRAY	Stat	Big 12	NCAA
Kick Return Yards (200 ranked)	309	2nd	25th
Kickoff Return Avg (56 ranked)	25.8	1st	10th

QB BEHREN MORTON	Stat	Big 12	NCAA
Completions per Game (100 ranked)	23.13	3rd	13th
Passing Touchdowns (133 ranked)	17	4th	14th
Passing Yards (130 ranked)	2,063	6th	20th
Passing Yards per Game (130 ranked)	257.9	6th	27th
Points Responsible for (200 ranked)	110	7th	28th
Points Responsible per Game (196 ranked)	13.8	7th	39th
Total Offense per Game (200 ranked)	259.0	9th	43rd

LB BEN ROBERTS	Stat	Big 12	NCAA
Forced Fumbles (44 ranked)	3	2nd	9th

LB JACOB RODRIGUEZ	Stat	Big 12	NCAA
Force Fumbles (44 ranked)	2	3rd	44th
Fumbles Recovered (28 ranked)	1	4th	37th
Solo Tackles per Game (15 ranked)	5.4	3rd	8th
Total Tackles (492 ranked)	70	3rd	28th

TEAM/INDIVIDUAL STATISTICS

Team Results

	Date	Opponent		Score	Att.
	08/31/2024	Abilene Christian	Wot1	52-51	60229
	09/07/2024	at Washington St.	L	16-37	27372
	09/14/2024	North Texas	W	66-21	57865
*	09/21/2024	Arizona St.	W	30-22	58795
*	09/28/2024	Cincinnati	W	44-41	60229
*	10/05/2024	at Arizona	W	28-22	45773
*	10/19/2024	Baylor	L	35-59	60229
*	10/26/2024	at TCU	L	34-35	42144

Rushing

Player	gp	att	gain	loss	net	avg	td	lg	avg/g
Tahj Brooks	7	179	961	36	925	5.2	9	35	132.1
Cameron Dickey	8	26	155	4	151	5.8	1	37	18.9
Cameran Brown	6	8	83	0	83	10.4	0	22	13.8
J'Koby Williams	5	14	76	0	76	5.4	1	13	15.2
Cam'Ron Valdez	2	9	43	3	40	4.4	0	17	20.0
Jalin Conyers	8	5	28	0	28	5.6	1	13	3.5
Will Hammond	2	10	36	9	27	2.7	1	12	13.5
Drae McCray	7	1	13	0	13	13.0	0	13	1.9
Behren Morton	8	27	98	89	9	0.3	1	26	1.1
Reese Burkhardt	8	1	4	0	4	4.0	1	4	0.5
Team	8	5	0	5	-5	-1.0	0	0	-0.6
Total	8	285	1497	146	1351	4.7	15	37	168.9
Opponents	8	267	1391	130	1261	4.7	19	68	157.6

Passing

Player	gp	effic	comp-att-int	pct	yds	td	lg	avg/g
Behren Morton	8	139.9	185-292-3	63.4	2063	17	70	257.9
Will Hammond	2	156.1	15-22-0	68.2	191	1	36	95.5
Cameran Brown	6	32.5	4-9-1	44.4	11	0	7	1.8
Coy Eakin	8	299.0	1-2-0	50.0	20	1	20	2.5
Jalin Conyers	8	598.0	1-1-0	100.0	20	1	20	2.5
Total	8	140.4	206-326-4	63.2	2305	20	70	288.1
Opponents	8	145.3	185-297-10	62.3	2466	18	84	308.3

Receiving

Player	gp	no.	yds	avg	td	lg	avg/g
Josh Kelly	8	60	609	10.2	3	37	76.1
Caleb Douglas	8	39	559	14.3	4	57	69.9
Coy Eakin	8	26	395	15.2	6	70	49.4
Jalin Conyers	8	15	147	9.8	2	36	18.4
Drae McCray	7	12	74	6.2	0	21	10.6
Tahj Brooks	7	11	38	3.5	0	10	5.4
Jordan Brown	8	9	120	13.3	0	42	15.0
Micah Hudson	8	8	123	15.4	0	38	15.4
Cameron Dickey	8	8	42	5.3	1	12	5.3
Mason Tharp	8	6	54	9.0	0	16	6.8
Johncarlos Miller II	8	6	100	16.7	3	45	12.5
J'Koby Williams	5	3	32	10.7	1	18	6.4
Brady Boyd	7	1	7	7.0	0	7	1.0
Cam'Ron Valdez	2	1	1	1.0	0	1	0.5
Tyson Turner	2	1	4	4.0	0	4	2.0
Total	8	206	2305	11.2	20	70	288.1
Opponents	8	185	2466	13.3	18	84	308.3

Game Records

Record	Overall	Home	Away	Neutral
ALL GAMES	5-3	4-1	1-2	0-0
CONFERENCE	3-2	2-1	1-1	0-0
NON-CONFERENCE	2-1	2-0	0-1	0-0

Team Statistics

	TTU	OPP
First Downs	189	178
Rushing	78	60
Passing	101	102
Penalty	10	16
Rushing Yardage	1351	1261
Rushing attempts	285	267
Average per rush	4.7	4.7
Average per game	168.9	157.6
TDs Rushing	15	19
Passing Yardage	2305	2466
Comp-Att-Int	206-326-4	185-297-10
Average per pass	7.1	8.3
Average per catch	11.2	13.3
Average per game	288.1	308.3
TDs Passing	20	18
Total offense	3656	3727
Average per play	6.0	6.6
Average per game	457.0	465.9
Kick returns: #-Yards	23-468	12-214
Punt returns: #-Yards	8-29	10-147
Int returns: #-Yards	10-117	4-54
Fumbles-Lost	13-8	9-4
Penalties-Yards	60-485	40-368
Punts-Avg	31-42.3	28-42.3
Time of possession / game	30:58	29:02
3rd-down conversion	58/127	41/104
4rd-down conversion	10/18	10/18
PAT-attempts	(32-32) 100%	(33-35) 94%
2-point conversion-attempts	(3-5) 60%	(0-2) 0%

Interceptions

Player	no.	yds	avg	td	lg
CJ Baskerville	3	0	0.0	0	0
Chapman Lewis	3	0	0.0	0	0
Bralyn Lux	1	44	44.0	1	44
AJ McCarty	1	51	51.0	1	51
Bryce Ramirez	1	2	2.0	0	2
Quincy Ledet	1	20	20.0	0	20
Total	10	117	11.7	2	51
Opponents	4	54	13.5	0	23



INDIVIDUAL STATISTICS

Field Goals

Player	fg	pct.	01-19	20-29	30-39	40-49	50-99	lg	blk
Gino Garcia	12-12	100.0	0-0	3-3	7-7	2-2	0-0	45	0
Reese Burkhardt	3-4	75.0	0-0	0-0	1-1	2-2	0-1	41	0
Opponents	11-16	68.8	0-0	3-4	5-5	2-5	1-2	52	0

Scoring

			PAT						
Player	td	fg	kick	rush	rcv	pass	dxp	saf	pts
Gino Garcia	-	12-12	20-20	-	-	-	-	-	56
Tahj Brooks	9	-	-	-	-	-	-	-	54
Coy Eakin	6	-	-	-	-	-	-	-	36
Reese Burkhardt	1	3-4	12-12	-	-	-	-	-	27
Caleb Douglas	4	-	-	-	-	-	-	-	24
Josh Kelly	3	-	-	-	1	-	-	-	20
Jalin Conyers	3	-	-	1	-	-	-	-	20
Johncarlos Miller II	3	-	-	1	-	-	-	-	20
J'Koby Williams	2	-	-	-	-	-	-	-	12
Cameron Dickey	2	-	-	-	-	-	-	-	12
Bralyn Lux	1	-	-	-	-	-	-	-	6
AJ McCarty	1	-	-	-	-	-	-	-	6
Behren Morton	1	-	-	-	-	1	-	-	6
Will Hammond	1	-	-	-	-	-	-	-	6
Total	37	15-16	32-32	2	1	1	0	0	305
Opponents	37	11-16	33-35	0	0	0	0	0	288

Score by Periods

Team	1st	2nd	3rd	4th	OT	TOT
Texas Tech	83	101	52	62	7	305
Opponents	59	71	64	88	6	288

Punting

Player	no.	yds	avg	lg	tb	fc	i20	50+	blk
Jack Burgess	31	1311	42.3	59	2	12	13	4	0
Total	31	1311	42.3	59	2	12	13	4	0
Opponents	28	1184	42.3	63	2	13	6	3	0

Punt Returns

Player	no.	yds	avg	td	lg
Josh Kelly	8	29	3.6	0	12
Total	8	29	3.6	0	12
Opponents	10	147	14.7	0	73

Kick Returns

Player	no.	yds	avg	td	lg
Drae McCray	12	309	25.8	0	74
Jordan Brown	3	55	18.3	0	19
J'Koby Williams	3	62	20.7	0	24
Cameron Dickey	2	34	17.0	0	17
Trent Low	1	11	11.0	0	11
Johncarlos Miller II	1	0	0.0	0	0
Caleb Douglas	1	-3	-3.0	0	0
Total	23	468	20.3	0	74
Opponents	12	214	17.8	0	29

All Purpose

Player	g	rush	rcv	pr	kr	ir	total	avg/g
Tahj Brooks	7	925	38	0	0	0	963	137.6
Josh Kelly	8	0	609	29	0	0	638	79.8
Caleb Douglas	8	0	559	0	-3	0	556	69.5
Drae McCray	7	13	74	0	309	0	396	56.6
Coy Eakin	8	0	395	0	0	0	395	49.4
Cameron Dickey	8	151	42	0	34	0	227	28.4
Jalin Conyers	8	28	147	0	0	0	175	21.9
Jordan Brown	8	0	120	0	55	0	175	21.9
J'Koby Williams	5	76	32	0	62	0	170	34.0
Micah Hudson	8	0	123	0	0	0	123	15.4
Johncarlos Miller II	8	0	100	0	0	0	100	12.5
Cameron Brown	6	83	0	0	0	0	83	13.8
Mason Tharp	8	0	54	0	0	0	54	6.8
AJ McCarty	8	0	0	0	0	51	51	6.4
Bralyn Lux	5	0	0	0	0	44	44	8.8
Cam'Ron Valdez	2	40	1	0	0	0	41	20.5
Will Hammond	2	27	0	0	0	0	27	13.5
Quincy Ledet	8	0	0	0	0	20	20	2.5
Trent Low	8	0	0	0	11	0	11	1.4
Behren Morton	8	9	0	0	0	0	9	1.1
Brady Boyd	7	0	7	0	0	0	7	1.0
Reese Burkhardt	8	4	0	0	0	0	4	0.5
Tyson Turner	2	0	4	0	0	0	4	2.0
Bryce Ramirez	7	0	0	0	0	2	2	0.3
Total	8	1351	2305	29	468	117	4270	533.8
Opponents	8	1261	2466	147	214	54	4142	517.8

Total Offense

Player	g	plays	rush	pass	total	avg/g
Behren Morton	8	319	9	2063	2072	259.0
Tahj Brooks	7	179	925	0	925	132.1
Will Hammond	2	32	27	191	218	109.0
Cameron Dickey	8	26	151	0	151	18.9
Cameron Brown	6	17	83	11	94	15.7
J'Koby Williams	5	14	76	0	76	15.2
Jalin Conyers	8	6	28	20	48	6.0
Cam'Ron Valdez	2	9	40	0	40	20.0
Coy Eakin	8	2	0	20	20	2.5
Drae McCray	7	1	13	0	13	1.9
Reese Burkhardt	8	1	4	0	4	0.5
Total	8	611	1351	2305	3656	457.0
Opponents	8	564	1261	2466	3727	465.9

TEXAS TECH GAME-BY-GAME STATS

		Rushing				Receiving				Passing				Kick Returns				Punt Returns				tot		
Date	Opponent	no.	yds	td	lg	no.	yds	td	lg	cmp	att	int	yds	td	lg	no.	yds	td	lg	no.	yds	td	lg	off
08/31/2024	Abilene Christian	32	161	1	21	30	378	5	36	30	42	0	378	5	36	5	200	0	74	0	0	0	0	539
09/07/2024	at Washington St.	27	148	0	22	35	343	2	42	35	60	2	343	2	42	3	28	0	17	2	20	0	12	491
09/14/2024	North Texas	37	232	4	37	24	354	4	70	24	34	1	354	4	70	0	0	0	0	2	-6	0	0	586
09/21/2024	Arizona St.	39	133	1	25	24	201	2	21	24	44	0	201	2	21	2	39	0	24	2	12	0	11	334
09/28/2024	Cincinnati	36	231	2	35	19	251	2	49	19	29	0	251	2	49	4	72	0	35	1	3	0	3	482
10/05/2024	at Arizona	29	117	3	32	17	214	0	57	17	29	0	214	0	57	0	0	0	0	0	0	0	0	331
10/19/2024	Baylor	35	149	1	31	34	306	4	32	34	50	1	306	4	32	4	30	0	18	1	0	0	0	455
10/26/2024	at TCU	50	180	3	13	23	258	1	44	23	38	0	258	1	44	5	99	0	24	0	0	0	0	438
Texas Tech		285	1351	15	37	206	2305	20	70	206	326	4	2305	20	70	23	468	0	74	8	29	0	12	3656
Opponents		267	1261	19	68	185	2466	18	84	185	297	10	2466	18	84	12	214	0	29	10	147	0	73	3727

Texas Tech Averages

Games	Avg/ rush	Avg/ catch	Pass effic	KR avg	PR avg	All purpose avg/game	Total offense avg/game
8	4.7	11.2	140.4	20.3	3.6	533.8	457.0

Date	Opponent	Tackles			Sacks		Fumble		Pass Defense			blkd	PAT attempts			off		
		ua	a	total	tfl-yds	no-yds	ff	fr-yds	int-yds	qbh	brup	kick	kick	rush	rcv	saf	t/o	pts
08/31/2024	Abilene Christian	47	30	77	7.0-25	0-0	2	1-0	0-0	2	4	0	5-5	1	0	0	8	52
09/07/2024	at Washington St.	47	8	55	6.0-22	1-15	1	0-0	1-0	4	0	0	1-1	0	0	0	0	16
09/14/2024	North Texas	38	28	66	5.0-15	1-3	0	0-0	3-46	3	1	0	9-9	0	0	0	21	66
09/21/2024	Arizona St.	25	44	69	2.0-5	1-3	0	0-0	1-0	3	4	1	3-3	0	0	0	7	30
09/28/2024	Cincinnati	40	38	78	6.0-15	1-2	2	1-0	1-51	3	1	0	5-5	0	0	0	14	44
10/05/2024	at Arizona	34	48	82	4.0-27	2-24	1	1-0	2-20	4	3	0	2-2	1	0	0	18	28
10/19/2024	Baylor	39	20	59	0.0-0	0-0	0	0-0	0-0	1	4	0	3-3	0	1	0	0	35
10/26/2024	at TCU	27	30	57	7.0-24	3-17	1	1-0	2-0	1	3	0	4-4	0	0	0	7	34
Texas Tech		297	246	543	37.0-133	9-64	7	4-0	10-117	21	20	1	32-32	2	1	0	75	305
Opponents		347	224	571	43.0-170	11-90	6	8-16	4-54	29	30	0	33-35	0	0	0	39	288

Date	Opponent	Punting										Field Goals			Kickoffs				
		no.	yds	avg	long	blkd	tb	fc	50+	i20	md-att	long	blkd	no.	yds	avg	tb	ob	
08/31/2024	Abilene Christian	1	45	45.0	45	0	0	1	0	1	3-3	41	0	9	584	64.9	6	0	
09/07/2024	at Washington St.	3	128	42.7	59	0	0	1	1	0	1-1	37	0	3	195	65.0	3	0	
09/14/2024	North Texas	4	182	45.5	52	0	0	0	2	2	1-1	25	0	11	719	65.4	9	0	
09/21/2024	Arizona St.	5	210	42.0	49	0	1	2	0	1	3-3	40	0	7	432	61.7	5	0	
09/28/2024	Cincinnati	1	37	37.0	37	0	0	1	0	1	3-3	45	0	9	580	64.4	7	0	
10/05/2024	at Arizona	7	295	42.1	47	0	0	3	0	2	2-2	41	0	5	324	64.8	4	0	
10/19/2024	Baylor	5	202	40.4	47	0	0	2	0	2	0-0	0	0	6	292	48.7	2	2	
10/26/2024	at TCU	5	212	42.4	52	0	1	2	1	4	2-3	38	0	7	411	58.7	4	0	
Texas Tech		31	1311	42.3	59	0	2	12	4	13	15-16	45	0	57	3537	62.1	40	2	
Opponents		28	1184	42.3	63	0	2	13	3	6	11-16	52	0	53	3193	60.2	24	4	

OPPONENTS GAME-BY-GAME STATS

		Rushing				Receiving				Passing				Kick Returns				Punt Returns				tot		
Date	Opponent	no.	yds	td	lg	no.	yds	td	lg	cmp	att	int	yds	td	lg	no.	yds	td	lg	no.	yds	td	lg	off
08/31/2024	Abilene Christian	35	109	4	13	36	506	3	71	36	51	0	506	3	71	2	45	0	27	0	0	0	0	615
09/07/2024	at Washington St.	46	301	4	68	9	115	1	39	9	19	1	115	1	39	0	0	0	0	1	4	0	4	416
09/14/2024	North Texas	33	135	1	21	17	218	2	75	17	31	3	218	2	75	2	43	0	23	3	47	0	20	353
09/21/2024	Arizona St.	30	94	3	11	22	282	0	66	22	38	1	282	0	66	2	26	0	14	0	0	0	0	376
09/28/2024	Cincinnati	33	129	1	36	31	426	4	71	31	45	1	426	4	71	2	47	0	29	0	0	0	0	555
10/05/2024	at Arizona	30	121	1	20	28	301	0	40	28	49	2	301	0	40	1	13	0	13	2	16	0	15	422
10/19/2024	Baylor	33	255	3	44	21	274	5	35	21	32	0	274	5	35	2	18	0	18	2	74	0	73	529
10/26/2024	at TCU	27	117	2	35	21	344	3	84	21	32	2	344	3	84	1	22	0	22	2	6	0	6	461
Opponents		267	1261	19	68	185	2466	18	84	185	297	10	2466	18	84	12	214	0	29	10	147	0	73	3727
Texas Tech		285	1351	15	37	206	2305	20	70	206	326	4	2305	20	70	23	468	0	74	8	29	0	12	3656

Opponents Averages

Games	Avg/ rush	Avg/ catch	Pass effic	KR avg	PR avg	All purpose avg/game	Total offense avg/game
8	4.7	13.3	145.3	17.8	14.7	517.8	465.9

Date	Opponent	ua	Tackles			Sacks	Fumble		Pass Defense			blkd kick	PAT attempts			off		
			a	total	tfl-yds		ff	fr-yds	int-yds	qbh	brup		kick	rush	rcv	saf	t/o	pts
08/31/2024	Abilene Christian	43	32	75	4.0-19	1-8	0	0-0	0-0	2	3	0	6-6	0	0	0	0	51
09/07/2024	at Washington St.	49	26	75	7.0-24	1-6	1	2-16	2-22	13	4	0	4-5	0	0	0	13	37
09/14/2024	North Texas	40	30	70	9.0-25	1-11	1	0-0	1-23	1	3	0	3-3	0	0	0	7	21
09/21/2024	Arizona St.	44	32	76	4.0-26	2-19	0	0-0	0-0	7	7	0	1-2	0	0	0	0	22
09/28/2024	Cincinnati	45	14	59	7.0-17	0-0	1	1-0	0-0	2	2	0	5-5	0	0	0	3	41
10/05/2024	at Arizona	22	36	58	4.0-30	2-25	2	2-0	0-0	1	4	0	1-1	0	0	0	6	22
10/19/2024	Baylor	51	26	77	6.0-22	2-14	0	1-0	1-9	1	5	0	8-8	0	0	0	10	59
10/26/2024	at TCU	53	28	81	2.0-7	2-7	1	2-0	0-0	2	2	0	5-5	0	0	0	0	35
Opponents		347	224	571	43.0-170	11-90	6	8-16	4-54	29	30	0	33-35	0	0	0	39	288
Texas Tech		297	246	543	37.0-133	9-64	7	4-0	10-117	21	20	1	32-32	2	1	0	75	305

Date	Opponent	Punting										Field Goals			Kickoffs				
		no.	yds	avg	long	blkd	tb	fc	50+	i20	md-att	long	blkd	no.	yds	avg	tb	ob	
08/31/2024	Abilene Christian	2	79	39.5	45	0	0	2	0	0	1-1	21	0	8	477	59.6	2	0	
09/07/2024	at Washington St.	5	211	42.2	52	0	0	2	1	3	1-2	25	0	7	348	49.7	3	0	
09/14/2024	North Texas	6	257	42.8	48	0	0	2	0	1	0-1	0	0	4	260	65.0	4	0	
09/21/2024	Arizona St.	3	130	43.3	51	0	0	1	1	0	1-1	34	0	4	241	60.3	0	2	
09/28/2024	Cincinnati	1	43	43.0	43	0	0	0	0	0	2-4	37	0	8	487	60.9	4	0	
10/05/2024	at Arizona	3	130	43.3	45	0	0	3	0	0	5-6	52	0	6	390	65.0	6	0	
10/19/2024	Baylor	4	196	49.0	63	0	2	0	1	2	1-1	31	0	10	623	62.3	5	1	
10/26/2024	at TCU	4	138	34.5	44	0	0	3	0	0	0-0	0	0	6	367	61.2	0	1	
Opponents		28	1184	42.3	63	0	2	13	3	6	11-16	52	0	53	3193	60.2	24	4	
Texas Tech		31	1311	42.3	59	0	2	12	4	13	15-16	45	0	57	3537	62.1	40	2	

GAME-BY-GAME INDIVIDUAL STATS | OFFENSE

PASSING

#2 Behren Morton	Comp	Att	Int	Pct	Yards	TD	Long	Sacked	Effic.
Abilene Christian	30	42	0	71.4	378	5	36	1-8	186.3
Washington St.	34	58	2	58.6	323	1	42	1-6	104.2
North Texas	15	19	0	78.9	273	4	70	1-11	269.1
Arizona St.	24	44	0	54.5	201	2	21	2-19	107.9
Cincinnati	19	29	0	65.5	251	2	49	0-0	161.0
Arizona	17	29	0	58.6	214	0	57	2-25	120.6
Baylor	33	49	1	67.3	286	3	32	2-14	132.5
TCU	13	22	0	59.1	137	0	44	1-5	111.4
Totals	185	292	3	63.4	2063	17	70	10-88	139.9

#7 Cameran Brown	Comp	Att	Int	Pct	Yards	TD	Long	Sacked	Effic.
Washington St.	0	1	0	0.0	0	0	0	0-0	0.0
North Texas	4	8	1	50.0	11	0	7	0-0	36.6
Totals	4	9	1	44.4	11	0	7	0-0	32.5

#8 Coy Eakin	Comp	Att	Int	Pct	Yards	TD	Long	Sacked	Effic.
Washington St.	1	1	0	100.0	20	1	20	0-0	598.0
TCU	0	1	0	0.0	0	0	0	0-0	0.0
Totals	1	2	0	50.0	20	1	20	0-0	299.0

#12 Jalin Conyers	Comp	Att	Int	Pct	Yards	TD	Long	Sacked	Effic.
Baylor	1	1	0	100.0	20	1	20	0-0	598.0
Totals	1	1	0	100.0	20	1	20	0-0	598.0

#15 Will Hammond	Comp	Att	Int	Pct	Yards	TD	Long	Sacked	Effic.
North Texas	5	7	0	71.4	70	0	32	0-0	155.4
TCU	10	15	0	66.7	121	1	36	1-2	156.4
Totals	15	22	0	68.2	191	1	36	1-2	156.1

Rushing

Player	No-Yds/TD	ACU	WSU	UNT	ASU	UC	UA	Baylor	TCU
Tahj Brooks	179-925/9	27-153/1	DNP	17-109/1	27-117/0	32-172/2	21-128/3	25-125/1	30-121/1
Behren Morton	27-9/1	2--5/0	4-7/0	2--1/1	3--15/0	3-46/0	4--23/0	6-3/0	3--3/0
Cameron Dickey	26-151/1	1-5/0	7-25/0	10-75/1	3-24/0	-	1-1/0	4-21/0	-
J'Koby Williams	14-76/1	DNP	DNP	4-27/1	2-7/0	DNP	-	-	8-42/0
Will Hammond	10-27/1	DNP	DNP	2-11/0	DNP	DNP	DNP	DNP	8-16/1
Cam'Ron Valdez	9-40/0	1-6/0	8-34/0	DNP	DNP	DNP	DNP	DNP	DNP
Cameran Brown	8-83/0	1-2/0	5-70/0	2-11/0	-	-	-	DNP	DNP
Jalin Conyers	5-28/1	-	3-12/0	-	1-3/1	1-13/0	-	-	-
Drae McCray	1-13/0	-	-	-	-	-	1-13/0	-	DNP
Reese Burkhardt	1-4/1	-	-	-	-	-	-	-	1-4/1

Receiving

Player	No-Yds/TD	ACU	WSU	UNT	ASU	UC	UA	Baylor	TCU
Josh Kelly	60-609/3	10-156/1	9-95/0	2-36/1	10-89/1	8-111/0	5-27/0	9-76/0	7-19/0
Caleb Douglas	39-559/4	4-42/1	4-71/0	2-24/0	5-63/0	1-4/0	5-116/0	9-99/3	9-140/0
Coy Eakin	26-395/6	5-76/2	5-54/0	1-70/1	3-29/0	3-78/2	2-12/0	3-20/0	4-56/1
Jalin Conyers	15-147/2	5-63/1	2-6/0	4-36/1	-	1-3/0	2-14/0	-	1-25/0
Drae McCray	12-74/0	-	3-18/0	2-12/0	1-0/0	5-39/0	-	1-5/0	DNP
Tahj Brooks	11-38/0	3-14/0	DNP	-	2-3/0	-	1--2/0	4-22/0	1-1/0
Jordan Brown	9-120/0	1-11/0	3-41/0	3-49/0	-	-	-	2-11/0	-
Micah Hudson	8-123/0	-	1-4/0	3-43/0	1-0/0	-	1-38/0	2-38/0	-
Cameron Dickey	8-42/1	-	5-34/1	2-8/0	-	-	-	1-0/0	-
JohnCarlos Miller II	6-100/3	1-7/0	1-20/1	2-55/1	1-5/1	-	-	1-13/0	-
Mason Tharp	6-54/0	1-9/0	1--1/0	-	1-12/0	1-16/0	1-9/0	-	1-9/0
J'Koby Williams	3-32/1	DNP	DNP	1-10/0	-	DNP	-	2-22/1	-
Brady Boyd	1-7/0	DNP	-	1-7/0	-	-	-	-	-
Tyson Turner	1-4/0	DNP	-	1-4/0	DNP	DNP	DNP	DNP	DNP
Cam'Ron Valdez	1-1/0	-	1-1/0	DNP	DNP	DNP	DNP	DNP	DNP

DEFENSIVE STATISTICS

Team Defense

			Tackles				Sacks	Pass defense			Fumbles	blkd		
##	Player	gp	ua	a	tot	tfl/yds	no-yds	int-yds	brup	qbh	fr-yds	ff	kick	saf
10	Jacob Rodriguez	8	39	31	70	4.5-33	1-16	.	3	2	1-0	2	.	.
13	Ben Roberts	8	28	30	58	4-9	.	.	.	2	.	3	.	.
9	CJ Baskerville	8	26	18	44	2.5-4	.	3-0	2
4	Maurion Horn	8	22	15	37	2-3	.	.	1	1
25	Chapman Lewis	6	14	10	24	0.5-1	.	3-0	2
7	Brenden Jordan	8	13	10	23	1-5	0.5-4	.	1	.	1-0	.	.	.
1	AJ McCarty	8	12	8	20	3-7	0.5-2	1-51	2
22	Devynn Cromwell	7	9	11	20
17	Isaac Smith	7	9	9	18	1.5-16	1-15	.	.	1
12	Marquez Stevenson	7	10	8	18	.	.	.	2	.	.	1	.	.
6	John Curry	8	11	7	18	1
3	Bryce Ramirez	7	12	5	17	0.5-1	.	1-2	.	1
0	Bralyn Lux	5	15	1	16	.	.	1-44	3
5	Quincy Ledet	8	4	12	16	0.5-1	.	1-20	.	2
8	E'Maurion Banks	7	9	7	16	3-9	.	.	.	1	.	.	1	.
35	Miquel Dingle Jr	8	7	7	14	1.5-4	0.5-2	.	.	1
51	Jayden Cofield	8	6	8	14	2-4	1-2	.	.	1
52	De'Braylon Carroll	8	4	9	13	3-7	.	.	.	3	1-0	.	.	.
21	Jordan Sanford	8	9	3	12
95	Trevon McAlpine	7	8	3	11	0.5-2	0.5-2
33	Harvey Dyson III	6	7	2	9	2-10	1-7	.	2	3	1-0	1	.	.
11	Charles Esters III	4	1	6	7	0.5-3	0.5-3	.	1
94	Braylon Rigsby	7	2	3	5	1-1	.	.	.	1
88	Amier Washington	7	3	2	5	0.5-1	0.5-1	.	.	1
2	Jalon Peoples	4	4	.	4	.	.	.	1
90	Ansel Nedore	5	1	3	4
38	Reese Burkhardt	8	.	3	3
31	Joseph Plunk	7	3	.	3
36	Justin Horne	8	.	3	3	0.5-1	0.5-1
99	Sam Carrell	4	1	1	2	1-2
45	Terrell Tilmon	6	1	1	2	1.5-9	1.5-9
29	Chief Collins	8	1	1	2
30	Jackson Knotts	8	.	2	2
26	Sammy Morris IV	8	1	1	2
40	Wesley Smith	8	.	2	2
48	Gage Elder	1	1	.	1
34	Trent Low	8	.	1	1
14	Drew Hocutt	8	.	1	1
18	Johncarlos Miller II	8	1	.	1
10	Drae McCray	7	1	.	1
5	Caleb Douglas	8	1	.	1
8	Coy Eakin	8	1	.	1
89	Jason Llewellyn	7	.	1	1
33	Cameron Dickey	8	.	1	1
Totals		8	297	246	543	37-133	9-64	10-117	20	21	4-0	7	1	0
Opponents		8	347	224	571	43-170	11-90	4-54	30	29	8-16	6	0	0

GAME-BY-GAME INDIVIDUAL STATS | DEFENSE

Total Tackles

Player	S-A	Total	ACU	WSU	UNT	ASU	UC	UA	Baylor	TCU
Jacob Rodriguez	39-31	70	9-4	7-0	1-0	2-7	7-4	5-8	7-5	1-3
Ben Roberts	28-30	58	4-3	7-0	3-0	2-9	4-8	2-3	3-3	3-4
CJ Baskerville	26-18	44	7-2	4-1	2-0	1-2	3-6	3-4	4-1	2-2
Maurion Horn	22-15	37	6-5	-	1-0	2-2	3-2	6-4	4-1	0-1
Chapman Lewis	14-10	24	1-1	2-0	4-0	4-3	0-2	DNP	DNP	3-4
Brenden Jordan	13-10	23	3-0	0-1	0-1	1-3	4-1	0-2	3-0	2-2
AJ McCarty	12-8	20	2-3	1-0	2-0	2-2	2-1	0-1	1-0	2-1
Devynn Cromwell	9-11	20	0-1	-	1-0	-	DNP	4-5	3-5	1-0
John Curry	11-7	18	0-1	2-0	3-2	2-2	1-1	1-0	-	2-1
Marquez Stevenson	10-8	18	0-1	DNP	3-1	1-2	2-3	2-0	-	2-1
Isaac Smith	9-9	18	2-2	2-1	2-2	0-1	1-1	DNP	1-0	1-2
Bryce Ramirez	12-5	17	1-0	1-0	4-1	2-1	1-1	2-2	1-0	DNP
Bralyn Lux	15-1	16	DNP	1-0	2-0	DNP	DNP	4-1	3-0	5-0
E'Maurion Banks	9-7	16	2-1	4-1	1-2	1-0	1-1	0-2	-	DNP
Quincy Ledet	4-12	16	0-2	2-1	0-2	0-2	1-3	-	1-1	0-1
Miquel Dingle Jr	7-7	14	1-0	1-1	1-3	2-1	-	1-0	1-2	-
Jayden Cofield	6-8	14	1-0	3-0	0-4	0-1	1-1	0-1	1-1	-
De'Braylon Carroll	4-9	13	-	-	0-1	-	4-2	0-4	-	0-2
Jordan Sanford	9-3	12	-	3-1	3-0	-	3-0	0-2	-	-
Trevon McAlpine	8-3	11	2-0	2-1	1-1	DNP	-	1-0	2-0	0-1
Harvey Dyson III	7-2	9	2-0	DNP	DNP	1-0	1-0	0-2	2-0	1-0
Charles Esters III	1-6	7	DNP	DNP	DNP	DNP	-	0-3	0-1	1-2
Amier Washington	3-2	5	-	-	-	2-2	-	DNP	-	1-0
Braylon Rigsby	2-3	5	-	2-0	0-1	-	0-1	0-1	DNP	-
Jalon Peoples	4-0	4	4-0	-	-	-	DNP	DNP	DNP	DNP
Ansel Nedore	1-3	4	0-1	-	1-0	-	DNP	0-2	DNP	DNP
Joseph Plunk	3-0	3	-	-	2-0	-	1-0	DNP	-	-
Justin Horne	0-3	3	-	-	0-2	-	-	-	-	0-1
Reese Burkhardt	0-3	3	0-2	-	-	-	-	-	-	0-1
Sammy Morris IV	1-1	2	-	-	-	0-1	-	1-0	-	-
Chief Collins	1-1	2	-	-	-	0-1	-	1-0	-	-
Terrell Tilmon	1-1	2	DNP	DNP	-	-	-	1-0	-	0-1
Sam Carrell	1-1	2	-	1-0	0-1	-	DNP	DNP	DNP	DNP
Jackson Knotts	0-2	2	-	-	0-2	-	-	-	-	-
Wesley Smith	0-2	2	-	-	-	0-2	-	-	-	-
Caleb Douglas	1-0	1	-	1-0	-	-	-	-	-	-
Coy Eakin	1-0	1	-	-	-	-	-	-	1-0	-
Drae McCray	1-0	1	-	1-0	-	-	-	-	-	DNP
Johncarlos Miller II	1-0	1	-	-	-	-	-	-	1-0	-
Gage Elder	1-0	1	DNP	DNP	1-0	DNP	DNP	DNP	DNP	DNP
Drew Hocutt	0-1	1	0-1	-	-	-	-	-	-	-
Cameron Dickey	0-1	1	-	-	-	-	-	0-1	-	-
Trent Low	0-1	1	-	-	0-1	-	-	-	-	-
Jason Llewellyn	0-1	1	-	-	0-1	-	DNP	-	-	-



GAME-BY-GAME INDIVIDUAL STATS | DEFENSE

TACKLES FOR LOSS

Player	UA-A	Total	ACU	WSU	UNT	ASU	UC	UA	Baylor	TCU
Jacob Rodriguez	4-1	4.5	2.0-13	-	-	1.0-2	0.5-2	1.0-16	-	-
Ben Roberts	3-2	4.0	1.0-2	1.0-2	-	-	2.0-5	-	-	-
AJ McCarty	2-2	3.0	-	-	1.0-3	0.5-2	1.0-1	-	-	0.5-1
E'Maurion Banks	2-2	3.0	0.5-2	1.0-1	1.5-6	-	-	-	-	DNP
De'Braylon Carroll	1-4	3.0	-	-	0.5-1	-	1.5-5	0.5-1	-	0.5-0
CJ Baskerville	2-1	2.5	-	1.0-1	-	-	-	-	-	1.5-3
Maurion Horn	2-0	2.0	1.0-2	-	-	-	-	1.0-1	-	-
Harvey Dyson III	2-0	2.0	1.0-3	DNP	DNP	-	-	-	-	1.0-7
Jayden Cofield	2-0	2.0	1.0-2	-	-	-	1.0-2	-	-	-
Isaac Smith	1-1	1.5	0.5-1	1.0-15	-	-	-	DNP	-	-
Miquel Dingle Jr	1-1	1.5	-	-	1.5-4	-	-	-	-	-
Terrell Tilmon	1-1	1.5	DNP	DNP	-	-	-	1.0-8	-	0.5-1
Braylon Rigsby	1-0	1.0	-	1.0-1	-	-	-	-	DNP	-
Sam Carrell	1-0	1.0	-	1.0-2	-	-	DNP	DNP	DNP	DNP
Brenden Jordan	0-2	1.0	-	-	-	-	-	-	-	1.0-5
Bryce Ramirez	0-1	0.5	-	-	-	-	-	0.5-1	-	DNP
Quincy Ledet	0-1	0.5	-	-	-	-	-	-	-	0.5-1
Charles Esters III	0-1	0.5	DNP	DNP	DNP	DNP	-	-	-	0.5-3
Chapman Lewis	0-1	0.5	-	-	-	-	-	DNP	DNP	0.5-1
Justin Horne	0-1	0.5	-	-	0.5-1	-	-	-	-	-
Amier Washington	0-1	0.5	-	-	-	0.5-1	-	DNP	-	-
Trevon McAlpine	0-1	0.5	-	-	-	DNP	-	-	-	0.5-2

SACKS

Player	UA-A	Total	ACU	WSU	UNT	ASU	UC	UA	Baylor	TCU
Terrell Tilmon	1-1	1.5	DNP	DNP	-	-	-	1-8	-	0.5-1
Jacob Rodriguez	1-0	1	-	-	-	-	-	1-16	-	-
Isaac Smith	1-0	1	-	1-15	-	-	-	DNP	-	-
Harvey Dyson III	1-0	1	-	DNP	DNP	-	-	-	-	1-7
Jayden Cofield	1-0	1	-	-	-	-	1-2	-	-	-
AJ McCarty	0-1	0.5	-	-	-	0.5-2	-	-	-	-
Brenden Jordan	0-1	0.5	-	-	-	-	-	-	-	0.5-4
Charles Esters III	0-1	0.5	DNP	DNP	DNP	DNP	-	-	-	0.5-3
Miquel Dingle Jr	0-1	0.5	-	-	0.5-2	-	-	-	-	-
Justin Horne	0-1	0.5	-	-	0.5-1	-	-	-	-	-
Amier Washington	0-1	0.5	-	-	-	0.5-1	-	DNP	-	-
Trevon McAlpine	0-1	0.5	-	-	-	DNP	-	-	-	0.5-2

Fumbles

Player	No-Lost	ACU	WSU	UNT	ASU	UC	UA	Baylor	TCU
Will Hammond	3-1	DNP	DNP	-	DNP	DNP	DNP	DNP	3-1
Josh Kelly	2-1	-	-	1-0	-	1-1	-	-	-
Drae McCray	2-1	-	-	-	-	-	-	2-1	DNP
Tahj Brooks	2-2	-	DNP	-	-	-	2-2	-	-
Behren Morton	1-1	-	1-1	-	-	-	-	-	-
Jordan Brown	1-1	-	-	-	-	-	-	-	1-1
Johncarlos Miller II	1-1	-	1-1	-	-	-	-	-	-
J'Koby Williams	1-0	DNP	DNP	-	-	DNP	-	-	1-0

Fumbles Forced

Player	Number	ACU	WSU	UNT	ASU	UC	UA	Baylor	TCU
Ben Roberts	3	1	1	-	-	1	-	-	-
Jacob Rodriguez	2	1	-	-	-	-	1	-	-
Marquez Stevenson	1	-	DNP	-	-	1	-	-	-
Harvey Dyson III	1	-	DNP	DNP	-	-	-	-	1

Fumbles Recovered

Player	Number	ACU	WSU	UNT	ASU	UC	UA	Baylor	TCU
Brenden Jordan	1	-	-	-	-	-	1	-	-
Jacob Rodriguez	1	-	-	-	-	1	-	-	-
Harvey Dyson III	1	-	DNP	DNP	-	-	-	-	1
De'Braylon Carroll	1	1	-	-	-	-	-	-	-

TEXAS TECH GAME HIGHS

Texas Tech - Game Highs

RUSHES	50	at TCU (10/26/2024)
YARDS RUSHING	232	North Texas (09/14/2024)
YARDS PER RUSH	6.4	Cincinnati (09/28/2024)
TD RUSHES	4	North Texas (09/14/2024)
PASS ATTEMPTS	60	at Washington St. (09/07/2024)
PASS COMPLETIONS	35	at Washington St. (09/07/2024)
YARDS PASSING	378	Abilene Christian (08/31/2024)
YARDS PER PASS	10.4	North Texas (09/14/2024)
TD PASSES	5	Abilene Christian (08/31/2024)
TOTAL PLAYS	88	at TCU (10/26/2024)
TOTAL OFFENSE	586	North Texas (09/14/2024)
YARDS PER PLAY	8.3	North Texas (09/14/2024)
POINTS	66	North Texas (09/14/2024)
SACKS BY	3	at TCU (10/26/2024)
FIRST DOWNS	29	Baylor (10/19/2024)
PENALTIES	11	Abilene Christian (08/31/2024)
PENALTY YARDS	94	Arizona St. (09/21/2024)
TURNOVERS	4	at Washington St. (09/07/2024)
PUNTS	7	at Arizona (10/05/2024)
PUNTING AVG	45.5	North Texas (09/14/2024)
LONG PUNT	59	at Washington St. (09/07/2024)
PUNTS INSIDE 20	4	at TCU (10/26/2024)
LONG PUNT RETURN	12	at Washington St. (09/07/2024)

Texas Tech - Individual Game Highs

RUSHES	32	Tahj Brooks vs Cincinnati (09/28/2024)
YARDS RUSHING	172	Tahj Brooks vs Cincinnati (09/28/2024)
TD RUSHES	3	Tahj Brooks at Arizona (10/05/2024)
LONG RUSH	37	Cameron Dickey vs North Texas (09/14/2024)
PASS ATTEMPTS	58	Behren Morton at Washington St. (09/07/2024)
PASS COMPLETIONS	34	Behren Morton at Washington St. (09/07/2024)
YARDS PASSING	378	Behren Morton vs Abilene Christian (08/31/2024)
TD PASSES	5	Behren Morton vs Abilene Christian (08/31/2024)
LONG PASS	70	Behren Morton vs North Texas (09/14/2024)
RECEPTIONS	10	Josh Kelly vs Arizona St. (09/21/2024)
	10	Josh Kelly vs Abilene Christian (08/31/2024)
YARDS RECEIVING	156	Josh Kelly vs Abilene Christian (08/31/2024)
TD RECEPTIONS	3	Caleb Douglas vs Baylor (10/19/2024)
LONG RECEPTION	70	Coy Eakin vs North Texas (09/14/2024)
PUNTS	7	Jack Burgess at Arizona (10/05/2024)
PUNTING AVG	45.5	Jack Burgess vs North Texas (09/14/2024)
LONG PUNT	59	Jack Burgess at Washington St. (09/07/2024)
PUNTS INSIDE 20	4	Jack Burgess at TCU (10/26/2024)
LONG PUNT RETURN	12	Josh Kelly at Washington St. (09/07/2024)
LONG KICKOFF RETURN	74	Drae McCray vs Abilene Christian (08/31/2024)
TACKLES	13	Jacob Rodriguez at Arizona (10/05/2024)
	13	Jacob Rodriguez vs Abilene Christian (08/31/2024)
SACKS	1	Harvey Dyson III at TCU (10/26/2024)
	1	Terrell Tilmon at Arizona (10/05/2024)
	1	Jacob Rodriguez at Arizona (10/05/2024)
	1	Jayden Cofield vs Cincinnati (09/28/2024)
	1	Isaac Smith at Washington St. (09/07/2024)
TACKLES FOR LOSS	2	Ben Roberts vs Cincinnati (09/28/2024)
	2	Jacob Rodriguez vs Abilene Christian (08/31/2024)



OPPONENT GAME HIGHS

Opponent - Game Highs

RUSHES	46	at Washington St. (09/07/2024)
YARDS RUSHING	301	at Washington St. (09/07/2024)
YARDS PER RUSH	7.7	Baylor (10/19/2024)
TD RUSHES	4	at Washington St. (09/07/2024)
	4	Abilene Christian (08/31/2024)
PASS ATTEMPTS	51	Abilene Christian (08/31/2024)
PASS COMPLETIONS	36	Abilene Christian (08/31/2024)
YARDS PASSING	506	Abilene Christian (08/31/2024)
YARDS PER PASS	10.8	at TCU (10/26/2024)
TD PASSES	5	Baylor (10/19/2024)
TOTAL PLAYS	86	Abilene Christian (08/31/2024)
TOTAL OFFENSE	615	Abilene Christian (08/31/2024)
YARDS PER PLAY	8.1	Baylor (10/19/2024)
POINTS	59	Baylor (10/19/2024)
SACKS BY	2	at TCU (10/26/2024)
	2	Baylor (10/19/2024)
	2	at Arizona (10/05/2024)
	2	Arizona St. (09/21/2024)
FIRST DOWNS	30	Abilene Christian (08/31/2024)
PENALTIES	8	Baylor (10/19/2024)
	8	Arizona St. (09/21/2024)
PENALTY YARDS	90	Baylor (10/19/2024)
TURNOVERS	3	at TCU (10/26/2024)
	3	at Arizona (10/05/2024)
	3	North Texas (09/14/2024)
PUNTS	6	North Texas (09/14/2024)
PUNTING AVG	49.0	Baylor (10/19/2024)
LONG PUNT	63	Baylor (10/19/2024)
PUNTS INSIDE 20	3	at Washington St. (09/07/2024)
LONG PUNT RETURN	73	Baylor (10/19/2024)

Opponent - Individual Game Highs

RUSHES	21	John Mateer at Washington St. (09/07/2024)
YARDS RUSHING	197	John Mateer at Washington St. (09/07/2024)
TD RUSHES	3	Isaiah Johnson vs Abilene Christian (08/31/2024)
LONG RUSH	68	John Mateer at Washington St. (09/07/2024)
PASS ATTEMPTS	51	Maverick Mclvor vs Abilene Christian (08/31/2024)
PASS COMPLETIONS	36	Maverick Mclvor vs Abilene Christian (08/31/2024)
YARDS PASSING	506	Maverick Mclvor vs Abilene Christian (08/31/2024)
TD PASSES	5	Sawyer Robertson vs Baylor (10/19/2024)
LONG PASS	84	Josh Hoover at TCU (10/26/2024)
RECEPTIONS	8	Tetairoa McMillan at Arizona (10/05/2024)
	8	Trey Cleveland vs Abilene Christian (08/31/2024)
YARDS RECEIVING	161	Tetairoa McMillan at Arizona (10/05/2024)
TD RECEPTIONS	3	Josh Cameron vs Baylor (10/19/2024)
LONG RECEPTION	84	Eric McAlister at TCU (10/26/2024)
FIELD GOALS	5	Tyler Loop at Arizona (10/05/2024)
LONG FIELD GOALS	52	Tyler Loop at Arizona (10/05/2024)
PUNTS	6	Sawyer Evans vs North Texas (09/14/2024)
PUNTING AVG	49.0	Palmer Williams vs Baylor (10/19/2024)
LONG PUNT	63	Palmer Williams vs Baylor (10/19/2024)
PUNTS INSIDE 20	3	Dean Janikowski at Washington St. (09/07/2024)
LONG PUNT RETURN	73	Josh Cameron vs Baylor (10/19/2024)
LONG KICKOFF RETURN	29	Logan Wilson vs Cincinnati (09/28/2024)
TACKLES	12	Will Shaffer vs Abilene Christian (08/31/2024)

GAME PARTICIPATION

##	Player	GP-GS	ACU	WSU	UNT	ASU	UC	UA	Baylor	TCU
0	Bralyn Lux	5/5	...	START	START	START	START	START
0	Cam'Ron Valdez	2/0	XXX	XXX
1	AJ McCarty	8/8	START	START	START	START	START	START	START	START
1	Micah Hudson	8/1	XXX	START	XXX	XXX	XXX	XXX	XXX	XXX
2	Behren Morton	8/8	START	START	START	START	START	START	START	START
2	Jalon Peoples	4/1	START	XXX	XXX	XXX
3	Josh Kelly	8/8	START	START	START	START	START	START	START	START
3	Bryce Ramirez	7/0	XXX	XXX	XXX	XXX	XXX	XXX	XXX	...
4	Jordan Brown	8/1	XXX	XXX	XXX	XXX	XXX	XXX	XXX	START
4	Maurion Horn	8/8	START	START	START	START	START	START	START	START
5	Quincy Ledet	8/5	START	XXX	XXX	START	START	START	XXX	START
5	Caleb Douglas	8/8	START	START	START	START	START	START	START	START
6	John Curry	8/0	XXX	XXX	XXX	XXX	XXX	XXX	XXX	XXX
6	Kelby Valsin	8/0	XXX	XXX	XXX	XXX	XXX	XXX	XXX	XXX
7	Cameran Brown	6/0	XXX	XXX	XXX	XXX	XXX	XXX
7	Brenden Jordan	8/0	XXX	XXX	XXX	XXX	XXX	XXX	XXX	XXX
8	E'Maurion Banks	7/6	START	START	START	START	START	XXX	START	...
8	Coy Eakin	8/7	START	START	START	START	START	START	START	XXX
9	CJ Baskerville	8/8	START	START	START	START	START	START	START	START
10	Jacob Rodriguez	8/8	START	START	START	START	START	START	START	START
10	Drae McCray	7/0	XXX	XXX	XXX	XXX	XXX	XXX	XXX	...
11	Charles Esters III	4/4	START	START	START	START
11	TJ West	1/0	XXX
12	Jalin Conyers	8/1	XXX	XXX	XXX	XXX	XXX	XXX	START	XXX
12	Marquez Stevenson	7/2	XXX	...	XXX	START	START	XXX	XXX	XXX
13	Brady Boyd	7/0	...	XXX	XXX	XXX	XXX	XXX	XXX	XXX
13	Ben Roberts	8/8	START	START	START	START	START	START	START	START
14	Drew Hocutt	8/0	XXX	XXX	XXX	XXX	XXX	XXX	XXX	XXX
14	Joseph Adedire	0/0
15	Will Hammond	2/0	XXX	XXX
15	Oliver Miles III	2/0	XXX	XXX
16	Ashton Hampton	0/0
17	Isaac Smith	7/4	XXX	START	START	START	START	...	XXX	XXX
17	Jake Strong	0/0
18	Johncarlos Miller II	8/0	XXX	XXX	XXX	XXX	XXX	XXX	XXX	XXX
18	LJ Johnson Jr.	0/0
19	Haydon Wiginton	2/0	XXX	XXX	...
19	Dylan Spencer	0/0
20	J'Koby Williams	5/0	XXX	XXX	...	XXX	XXX	XXX
21	Jordan Sanford	8/0	XXX	XXX	XXX	XXX	XXX	XXX	XXX	XXX
22	Devynn Cromwell	7/2	XXX	XXX	XXX	XXX	...	START	START	XXX
23	JMaury Davis	0/0
23	Adam Hill	0/0
24	Malik Esquerra	0/0
25	Chapman Lewis	6/6	START	START	START	START	START	START
26	Sammy Morris IV	8/0	XXX	XXX	XXX	XXX	XXX	XXX	XXX	XXX
27	Javeon Wilcox	0/0
27	Isaiah Collins	0/0
28	Tahj Brooks	7/7	START	...	START	START	START	START	START	START
28	Peyton Morgan	0/0
29	Chief Collins	8/0	XXX	XXX	XXX	XXX	XXX	XXX	XXX	XXX
30	Jackson Knotts	8/0	XXX	XXX	XXX	XXX	XXX	XXX	XXX	XXX
30	Mikal Harrison-Pilot	0/0
31	Joseph Plunk	7/0	XXX	XXX	XXX	XXX	XXX	...	XXX	XXX
32	Jaden Morris	1/0	XXX
32	Cheta Ofili	0/0
33	Harvey Dyson III	6/4	START	XXX	XXX	START	START	START
33	Cameron Dickey	8/0	XXX	XXX	XXX	XXX	XXX	XXX	XXX	XXX
34	Trent Low	8/0	XXX	XXX	XXX	XXX	XXX	XXX	XXX	XXX
35	Miquel Dingle Jr	8/0	XXX	XXX	XXX	XXX	XXX	XXX	XXX	XXX



GAME PARTICIPATION

##	Player	GP-GS	ACU	WSU	UNT	ASU	UC	UA	Baylor	TCU
36	Justin Horne	8/0	XXX	XXX	XXX	XXX	XXX	XXX	XXX	XXX
37	Miles Thompson	0/0
37	Curtis Murillo	0/0
38	Reese Burkhardt	8/0	XXX	XXX	XXX	XXX	XXX	XXX	XXX	XXX
38	Anthony White	0/0
39	Charles Robinson	0/0
39	Luke Dillingham	1/0	XXX
40	Wesley Smith	8/0	XXX	XXX	XXX	XXX	XXX	XXX	XXX	XXX
41	Jack Burgess	8/0	XXX	XXX	XXX	XXX	XXX	XXX	XXX	XXX
42	Marcus Ramon-Edwards	3/0	XXX	XXX	...	XXX
43	Chris Lemons	0/0
45	Terrell Tilmon	6/0	XXX	XXX	XXX	XXX	XXX	XXX
46	Isaiah Crawford	0/0
47	Rylan Vagana	0/0
48	Gage Elder	1/0	XXX
48	Stone Harrington	2/0	XXX	...	XXX
50	Eddy Smith	0/0
51	Jayden Cofield	8/1	XXX	START	XXX	XXX	XXX	XXX	XXX	XXX
52	De'Braylon Carroll	8/4	XXX	XXX	START	XXX	XXX	START	START	START
53	Holton Hendrix	1/0	XXX
54	Kaden Carr	0/0
56	Davion Carter	8/7	START	XXX	START	START	START	START	START	START
58	Tanner Allen	0/0
60	Nick Fattig	2/0	XXX	XXX
62	Tyler Murray	0/0
63	Dylan Shaw	1/0	XXX
64	Jurrien Loftin	0/0
65	D'Anthis Upshaw	0/0
66	Jackson Hildebrand	0/0
67	Dalton Merryman	6/5	...	XXX	START	START	START	START	START	...
68	Jaxon Hughes	2/0	XXX	XXX
69	Caleb Rodkey	8/0	XXX	XXX	XXX	XXX	XXX	XXX	XXX	XXX
70	Jacob Ponton	1/0	XXX
71	Vinny Sciury	2/2	START	START
72	Sheridan Wilson	8/8	START	START	START	START	START	START	START	START
73	Garrett Morphis	0/0
74	Daniel Sill	1/0	XXX
75	Ty Buchanan	8/4	XXX	START	START	START	XXX	XXX	XXX	START
76	Caleb Rogers	8/8	START	START	START	START	START	START	START	START
77	Maurice Rodriques	0/0
78	Ellis Davis	0/0
79	Sterling Porcher	7/6	START	START	...	XXX	START	START	START	START
80	Mason Tharp	8/7	START	START	START	START	START	START	XXX	START
82	Price Morgan	0/0
83	Jack Esparza	0/0
84	Demarion Crest	0/0
84	Kaden Turner	0/0
85	Aiden Meeks	0/0
86	Tyson Turner	2/0	...	XXX	XXX
87	Chandlin Myers	0/0
88	Amier Washington	7/3	START	START	XXX	START	XXX	...	XXX	XXX
88	Trey Jackson	2/0	XXX	XXX	...
89	Jason Llewellyn	7/0	XXX	XXX	XXX	XXX	...	XXX	XXX	XXX
90	Ansel Nedore	5/0	XXX	XXX	XXX	XXX	...	XXX
91	James Hansen	6/0	XXX	XXX	XXX	XXX	XXX	XXX
92	Kasen Long	0/0
94	Braylon Rigsby	7/1	XXX	XXX	START	XXX	XXX	XXX	...	XXX
95	Trevon McAlpine	7/0	XXX	XXX	XXX	...	XXX	XXX	XXX	XXX
96	Keyshawn Williams	0/0
97	Charles Anderson Jr.	0/0
98	Kendall Allen	0/0
99	Gino Garcia	8/0	XXX	XXX	XXX	XXX	XXX	XXX	XXX	XXX
99	Sam Carrell	4/0	XXX	XXX	XXX	XXX

MISCELLANEOUS STATS

GAME QUICK FACTS

OPPONENT	TIME	TV	KO WEATHER	KO TIME (local)	ATTND.	COIN TOSS	KICK/RECEIVE	1ST TECH POSS.	1ST OPP. POSS.	HALF	FINAL
Abilene Christian	3:45	ESPN+	84° sunny	6:32 p.m. (CDT)	60,229	Won	Kick	Touchdown	Punt	TTU 32, ACU 21	TTU 52, ACU 51 ^{OT}
at Washington State	3:47	FOX	84° cloudy	7:05 p.m. (PDT)	27,372	Won	Receive	Punt	Interception	WSU 27, TTU 10	WSU 37, TTU 16
North Texas	3:15	FS1	82° cloudy	11:03 a.m. (CDT)	57,865	Won	Kick	Touchdown	Punt	TTU 52, UNT 7	TTU 66, UNT 21
Arizona State	3:32	FS1	87° cloudy	2:35 p.m. (CDT)	58,795	Won	Receive	Touchdown	Interception	TTU 17, ASU 10	TTU 30, ASU 22
Cincinnati	3:40	ESPN2	84° sunny	7:05 p.m. (CDT)	60,229	Lost	Receive	Field Goal	Touchdown	TTU 24, UC 24	TTU 44, UC 41
at Arizona	3:37	FOX	89° clear	8:10 p.m. (MST)	45,773	Won	Receive	Punt	Punt	TTU 18, UA 3	TTU 28, UA 22
Baylor	3:55	ESPN2	70° cloudy	3:05 p.m. (CDT)	60,229	Lost	Receive	Punt	Punt	BU 24, TTU 14	BU 59, TTU 35
at TCU	3:36	FOX	82° sunny	2:35 p.m. (CDT)	42,144	Lost	Kick	Punt	Touchdown	TTU 17, TCU 14	TCU 35, TTU 34
at Iowa State	-	-	-	-	-	-	-	-	-	-	-
Colorado	-	-	-	-	-	-	-	-	-	-	-
at Oklahoma State	-	-	-	-	-	-	-	-	-	-	-
West Virginia	-	-	-	-	-	-	-	-	-	-	-

TURNOVER CHART

Opponent	Forced by Texas Tech					Forced by Opponent				
	Fum	Int	Tot	Pts Off	Margin	Fum	Int	Tot	Pts Off	
Abilene Christian	1	0	1	8	+1	0	0	0	0	
at Washington St.	0	1	1	0	-3	2	2	4	13	
North Texas	0	3	3	21	+2	0	1	1	7	
Arizona State	0	1	1	7	+1	0	0	0	0	
Cincinnati	1	1	2	14	+1	1	0	1	3	
at Arizona	1	2	3	18	+1	2	0	2	6	
Baylor	0	0	0	0	-2	1	1	2	10	
at TCU	1	2	3	7	+1	2	0	2	0	
at Iowa State	-	-	-	-		-	-	-	-	
Colorado	-	-	-	-		-	-	-	-	
at Oklahoma St.	-	-	-	-		-	-	-	-	
West Virginia	-	-	-	-		-	-	-	-	
Totals	4	10	14	75	+1	8	4	12	39	

REDZONE CHART

Opponent	Texas Tech			Opponents		
	Scores-Chances (%)	TD (R/P)	FG	Scores-Chances (%)	TD (R/P)	FG
Abilene Christian	6-of-7 (85.7)	3 (1/2)	3	5-of-5 (100.0)	4 (4/0)	1
at WSU	3-of-4 (75.0)	2 (0/2)	1	4-of-5 (80.0)	3 (3/0)	1
North Texas	6-of-6 (100.0)	5 (3/2)	1	2-of-4 (50.0)	2 (1/1)	0
Arizona State	4-of-4 (100.0)	3 (1/2)	1	4-of-5 (80.0)	3 (3/0)	1
Cincinnati	5-of-5 (100.0)	3 (2/1)	2	5-of-5 (100.0)	3 (1/2)	2
at Arizona	3-of-3 (100.0)	2 (2/0)	1	3-of-4 (75.0)	1 (1/0)	2
Baylor	4-of-4 (100.0)	4 (0/4)	0	6-of-6 (100.0)	5 (2/3)	1
at TCU	6-of-6 (100.0)	4 (3/1)	2	2-of-2 (100.0)	2 (1/1)	0
at Iowa State	-of- (-)	- (-/-)	-	-of- (-)	- (-/-)	-
Colorado	-of- (-)	- (-/-)	-	-of- (-)	- (-/-)	-
at Okla St.	-of- (-)	- (-/-)	-	-of- (-)	- (-/-)	-
West Virginia	-of- (-)	- (-/-)	-	-of- (-)	- (-/-)	-
Totals	37-of-39 (94.9)	26 (12/14)	11	31-of-36 (86.1)	23 (16/7)	8

SPECIAL TEAMS TACKLES

(All tackles on Special Teams coverage)

Player	Total	KO	Punt
#38 Reese Burkhardt, K	3	3	0
#6 John Curry, LB	2	1	1
#30 Jackson Knotts, LS	2	0	2
#17 Issac Smith, OLB	2	0	2
#40 Wesley Smith, LB	2	2	0
#22 Devynn Cromwell, DB	1	1	0
#14 Drew Hocutt, WR	1	1	0
#21 Jordan Sanford, DB	1	1	0
#48 Gage Elder, LB	1	1	0
#89 Jason LLewellyn, TE	1	0	1
#26 Sammy Morris IV, DB	2	1	1
#29 Chief Collins, DB	2	2	0
#3 Bryce Ramirez, LB	2	2	0
#10 Jacob Rodriguez, LB	1	0	1
#33 Cameron Dickey, RB	1	0	1
#18 JohnCarlos Miller, TE	1	0	1
#1 A.J. McCarty, DB	1	0	1
#7 Brenden Jordan, DB	1	0	1
#36 Justin Horne, LB	1	1	0
TOTALS	28	16	12

THREE-AND-OUTS

OPPONENT	TEXAS TECH	OPPONENTS
	3-&-Outs/Drives	3-&-Outs/Drives
Abilene Christian	0/12	1/13
at Washington State	2/15	2/14
North Texas	2/14	6/16
Arizona State	4/12	2/12
Cincinnati	0/9	1/12
at Arizona	5/15	2/14
Baylor	0/12	2/14
at TCU	1/14	2/14
at Iowa State	-/-	-/-
Colorado	-/-	-/-
at Oklahoma State	-/-	-/-
West Virginia	-/-	-/-
TOTALS	14/103	18/109



GAME-BY-GAME SPECIALIST STATS

FIELD GOALS

SCORING	FG	PAT	Points
#99 Garcia	12-12	20-20	56
#38 Burkhardt	3-4	12-12	27

FIELD GOALS	FGM-FGA	Pct.	01-19	20-29	30-39	40-49	50-59	60+	Lg	Blk
#99 Garcia	12-12	100.0	0-0	3-3	7-7	2-2	0-0	0-0	45	0
#38 Burkhardt	3-4	100.0	0-0	0-0	1-1	2-2	0-1	0-0	41	0
Totals	13-13	100.0	0-0	2-2	7-7	4-4	0-1	0-0	45	0

#99 Garcia	(Made), Missed, Blocked
ACU	(39), (31)
at Washington State	(37)
North Texas	(25)
Arizona State	(30), (39)
Cincinnati	(45), (27)
at Arizona	(30), (41)
Baylor	none attempted
at TCU	(38), (24)
at Iowa State	--
Colorado	--
at Oklahoma State	--
West Virginia	--

PUNTING

PUNTING	Number-Avg./i20/50+
#41 Burgess	Number-Avg./i20/50+
ACU	1-45.0 / 1 / 0
at Washington State	3-42.7 / 0 / 1
North Texas	4-45.5 / 2 / 2
Arizona State	5-42.0 / 1 / 0
Cincinnati	1-37.0 / 1 / 0
at Arizona	7-42.1 / 2 / 0
Baylor	5-40.4 / 2 / 0
at TCU	5-42.4 / 4 / 1
at Iowa State	
Colorado	
at Oklahoma State	
West Virginia	
Totals	31-42.3 / 13 / 4

#41-JACK BURGESS

# - opponent (Qtr.)	Down Situation	Yards	Action (yds)	i20	i10	Note
1 - ACU (2Q)	4-10 TTU38	45	FC	Yes	No	Fair catch at the ACU-17
2 - WSU (1Q)	4-4 TTU14	26	OB	No	No	Out of bounds at the TTU-40
3 - WSU (1Q)	4-16 TTU19	59	Returned (4)	No	No	Returned 4 yards to the WSU-26 (TKL: Curry)
4 - WSU (4Q)	4-19 TTU16	43	FC	No	No	Fair catch at WSU-41
5 - UNT (2Q)	4-12 UNT44	33	Downed	Yes	No	Downed by Jackson Knotts at the UNT-11
6 - UNT (3Q)	4-4 TTU31	52	Returned (19)	No	No	Returned 19 yards to the UNT-26 (TKL: Knotts, Llewellyn)
7 - UNT (3Q)	4-5 TTU45	45	Returned (8)	Yes	No	Returned 8 yards to the UNT-18 (TKL: Knotts, Smith)
8 - UNT (4Q)	4-2 TTU33	52	Returned (20)	No	No	Returned 20 yards to the UNT-35 (TKL: Smith)
9 - ASU (1Q)	4-14 TTU10	38	FC	No	No	Fair catch at the TTU-48
10 - ASU (2Q)	4-10 TTU49	49	Downed	Yes	Yes	Downed by Drae McCray at the ASU-2
11 - ASU (2Q)	4-6 TTU46	33	OB	No	No	Out of bounds at the ASU-21
12 - ASU (3Q)	4-9 ASU47	47	TB	No	No	Touchback
13 - ASU (4Q)	4-18 TTU24	43	FC	No	No	Fair catch at the ASU-33
14 - UC (4Q)	4-12 UC47	37	FC	Yes	No	Fair catch at the UC-10
15 - UA (1Q)	4-3 TTU32	44	FC	No	No	Fair catch at the UA-24
16 - UA (1Q)	4-6 UA46	31	FC	Yes	No	Fair catch at the UA-15
17 - UA (2Q)	4-30 TTU5	46	Returned (1)	No	No	Returned 1 yard to the TTU-50 (TKL: Morris IV)
18 - UA (2Q)	4-6 TTU47	45	Downed	Yes	Yes	Downed by John Curry at the UA-8
19 - UA (3Q)	4-10 TTU46	47	Returned (15)	No	No	Returned 15 yards to the UA-22 (TKL: Rodriguez, Dickey)

TOTALS (cont. on page 58)

KICKOFFS

KICKOFFS	No.	Yds	Avg.	TB	OB	RETN	NET	YD-LN
#38 Burkhardt	55	3,407	61.9	38	2	--	--	--
#48 Harrington	2	130	65.0	2	0	--	--	--
Totals	57	3,537	62.1	40	2	12	39.1	25

#38 Burkhardt	Touchbacks/Kickoffs
ACU	5-for-8
at Washington State	3-for-3
North Texas	8-for-10
Arizona State	5-for-7
Cincinnati	7-for-9
at Arizona	4-for-5
Baylor	2-for-6
at TCU	4-for-7
at Iowa State	--
Colorado	--
at Oklahoma State	--
West Virginia	--

PUNTING

#41 Burgess	31 attempts
50+ yard punts	4
Inside the 20-yard line	13
Inside the 10-yard line	3
Fair Caught	12
Touchbacks	2
Downed	4
Out of Bounds	3
Not Returned	21
Returned	10
Total Return Yards	10 returns for 147 yards (14.7 per return)

SPECIALIST STATS (cont.)

#41-JACK BURGESS

# - opp. (Qtr.)	Down	Situation	Yards	Action (yds)	i20	i10	Note
20 - UA (3Q)	4-9	TTU26	46	Downed	No	No	Downed by B. Jordan at the UA-28
21 - UA (4Q)	4-1	TTU34	36	FC	No	No	Fair catch at the UA-30
22 - BU (1Q)	4-3	TTU45	40	FC	Yes	No	Fair catch at the BU-15
23 - BU (1Q)	4-13	TTU28	32	OB	No	No	Out of Bounds at the BU-40
24 - BU (2Q)	4-12	TTU27	47	Returned (73)	No	No	Returned 73 yards to the TTU-1 (TKL: Miller II)
25 - BU (2Q)	4-4	TTU32	41	Returned (1)	No	No	Returned 1 yard to the BU-27 (TKL: McCarty)
26 - BU (3Q)	4-12	TTU44	42	FC	Yes	No	Fair catch at the BU-14
27 - TCU (1Q)	4-6	TCU47	39	FC	No	Yes	Fair catch at the TCU-8
28 - TCU (2Q)	4-5	TCU50	39	FC	Yes	No	Fair catch at the TCU-11
29 - TCU (2Q)	4-8	TTU43	41	Returned (0)	Yes	No	Returned 0 yards to the TCU-16 (TKL: Jordan)
30 - TCU (2Q)	4-14	TCU41	41	TB	No	No	Touchback
31 - TCU (4Q)	4-17	TTU43	52	Returned (6)	Yes	No	Returned 6 yards to the TCU-11
TOTALS (31-42.3/p)			4 (50+)		13 (i20)	3 (i10)	

EXPLOSIVE PLAYS BREAKDOWN

TEXAS TECH LONGEST PLAYS BY TYPE

Long Plays by Type (20+)	NO.	TD
Rushing	14	3
Passing	33	9
TOTAL	47	12
Punt returns	-	-
Kick returns	2	0
Interceptions	3	2
Fumble returns	-	-
TOTAL ALL	52	14

TEXAS TECH LONGEST PLAYS BY YARDS (offense only)

Long Plays by Yards	NO.	TD
100	-	-
90-99	-	-
80-89	-	-
70-79	1	1
60-69	-	-
50-59	1	-
40-49	5	2
30-39	13	5
20-29	27	4
Totals	47	12

TEXAS TECH LONGEST PLAYS

Play Type	Yardage	Play (Opponent)
Rushing	37	Dickey 37-yard run (vs. North Texas)
Rushing Touchdown	32	Brooks 32-yard run (at Arizona)
Passing	70	Morton 70-yard TD pass to Eakin (vs. North Texas)
Passing Touchdown	70	Morton 70-yard TD pass to Eakin (vs. North Texas)
Punt Return	12	Kelly 12-yard return (at Washington State)
Kick Return	74	McCray 74-yard kick return (vs. ACU)
Punt	59	Burgess 59-yard punt (at Washington State)
Field Goal	45	Garcia 45-yard field goal (vs. Cincinnati)

OPPONENT LONGEST PLAYS

Play Type	Yardage	Play (Opponent)
Rushing	68	Mateer 68-yard run (Washington State)
Rushing Touchdown	43	Parker 43-yard run (Washington State)
Passing	84	Hoover 84-yard TD pass to McAlister (TCU)
Passing Touchdown	84	Hoover 84-yard TD pass to McAlister (TCU)
Punt Return	73	Cameron 73-yard return (Baylor)
Kick Return	29	Wilson 29-yard return (Cincinnati)
Punt	63	Williams 63-yard punt (Baylor)
Field Goal	52	Loop 52-yard field goal (Arizona)

TEXAS TECH vs. OPPONENT LONGEST PLAYS

	Texas Tech Long Plays				Opponent Long Plays			
	Rush	Pass	Total	ST	Rush	Pass	Total	ST
Abilene Christian	1	6	7	2	0	9	9	0
at Washington St.	2	4	6	0	4	2	6	0
North Texas	4	5	9	0	1	2	3	1
Arizona State	1	2	3	0	0	2	2	0
Cincinnati	4	5	9	0	1	4	5	0
at Arizona	1	3	4	0	1	2	3	0
Baylor	1	4	5	0	4	5	9	1
at TCU	0	4	4	0	1	4	5	0
at Iowa State	-	-	-	-	-	-	-	-
Colorado	-	-	-	-	-	-	-	-
at Oklahoma St.	-	-	-	-	-	-	-	-
West Virginia	-	-	-	-	-	-	-	-
Totals	14	33	47	2	12	30	42	2



EXPLOSIVE PLAYS BREAKDOWN

TEXAS TECH PLAYS - 20-PLUS YARDS

Yards (TD*)	Type	Player(s)	Opponent
70*	Pass	Coy Eakin (Morton)	North Texas
57	Pass	Caleb Douglas (Morton)	at Arizona
49*	Pass	Coy Eakin (Morton)	Cincinnati
45*	Pass	John Carlos Miller II (Morton)	North Texas
44	Pass	Caleb Douglas (Morton)	at TCU
42	Pass	Caleb Douglas (Morton)	at Washington State
42	Pass	Jordan Brown (Morton)	North Texas
38	Pass	Micah Hudson (Morton)	at Arizona
37	Pass	Josh Kelly (Morton)	at Washington State
37	Run	Cameron Dickey	North Texas
36*	Pass	Jalin Conyers (Morton)	Abilene Christian
36	Pass	Caleb Douglas (Morton)	at TCU
35*	Pass	Coy Eakin (Morton)	Abilene Christian
35*	Pass	Josh Kelly (Morton)	Abilene Christian
35	Run	Tahj Brooks	Cincinnati
32	Pass	Micah Hudson (Hammond)	North Texas
32	Pass	Caleb Douglas (Morton)	at Arizona
32*	Run	Tahj Brooks	at Arizona
32	Pass	Josh Kelly (Morton)	Baylor
31*	Run	Tahj Brooks	Baylor
29	Pass	Josh Kelly (Morton)	Cincinnati
29	Pass	Coy Eakin (Hammond)	at TCU
28	Pass	Josh Kelly (Morton)	Cincinnati
26	Pass	Josh Kelly (Morton)	North Texas
26	Run	Behren Morton	Cincinnati
26	Pass	Micah Hudson (Morton)	Baylor
25	Run	Tahj Brooks	Arizona State
25	Run	Tahj Brooks	Cincinnati
25	Pass	Jalin Conyers (Morton)	at TCU
24	Pass	Josh Kelly (Morton)	Abilene Christian
23	Pass	Coy Eakin (Morton)	Abilene Christian
23	Pass	Josh Kelly (Morton)	Abilene Christian
23	Run	Tahj Brooks	North Texas
22	Run	Cameron Brown	at Washington State
22	Pass	Coy Eakin (Morton)	Cincinnati
21	Run	Tahj Brooks	Abilene Christian
21*	Run	Tahj Brooks	North Texas
21	Pass	Caleb Douglas (Morton)	Arizona State
21	Pass	Drae McCray (Morton)	Cincinnati
21	Run	Behren Morton	Cincinnati
20*	Pass	John Carlos Miller II (Eakin)	at Washington State
20	Pass	Josh Kelly (Morton)	at Washington State
20	Run	Cameron Brown	at Washington State
20	Run	Tahj Brooks	North Texas
20*	Pass	Josh Kelly (Morton)	Arizona State
20	Pass	Caleb Douglas (Morton)	Baylor
20*	Pass	Caleb Douglas (Conyers)	Baylor

Special Teams Explosive Plays

Yards	Type	Player(s)	Opponent
74	KR	Drae McCray	Abilene Christian
65	KR	Drae McCray	Abilene Christian

Defensive Explosive Plays

Yards	Type	Player(s)	Opponent
51*	INT	A.J. McCarty	Cincinnati
44*	INT	Bralyn Lux	North Texas
20	INT	Quincy Ledet Jr.	at Arizona

20+ Yard Plays (Rush, Pass, Interception, Punt Return)

40+ Yard Plays (Kick Returns)

* Touchdown scored on play

TEXAS TECH LONGEST PLAYS BY PLAYER

Player	Total	(TDs)	Rush	Rec.	KR	PR	IR	FR
Josh Kelly	10	(2)	0	10	0	0	0	0
Tahj Brooks	9	(3)	9	0	0	0	0	0
Caleb Douglas	8	(1)	0	8	0	0	0	0
Coy Eakin	6	(3)	0	6	0	0	0	0
Drae McCray	3	(0)	0	1	2	0	0	0
Micah Hudson	3	(0)	0	3	0	0	0	0
Cameron Brown	2	(0)	2	0	0	0	0	0
John Carlos Miller II	2	(2)	0	2	0	0	0	0
Behren Morton	2	(0)	2	0	0	0	0	0
Jalin Conyers	2	(1)	0	2	0	0	0	0
Jordan Brown	1	(0)	0	1	0	0	0	0
Cameron Dickey	1	(0)	1	0	0	0	0	0
A.J. McCarty	1	(1)	0	0	0	0	1	0
Bralyn Lux	1	(1)	0	0	0	0	1	0
Quincy Ledet Jr.	1	(0)	0	0	0	0	1	0
TOTAL	52	(14)	14	33	2	0	3	0

SCORING DRIVE BREAKDOWN

TEXAS TECH SCORING DRIVES

VS. ACU					
QTR	Clock	Player(s)	Play	Pls-Yds	Time
1st	10:38	TD Brooks	18 run	10-71	3:28
1st	8:18	TD Eakin/Morton	4 pass	2-17	0:24
1st	1:34	TD Eakin/Morton	35 pass	6-75	2:08
2nd	09:58	FG Garcia	39 FG	4-5	1:38
2nd	2:55	TD Conyers/Morton	36 pass	9-70	3:51
3rd	4:50	TD Kelly/Morton	35 pass	1-35	0:07
4th	8:32	FG Burkhardt	41 FG	9-52	3:13
4th	2:39	FG Garcia	31 FG	9-54	2:13
OT	0:00	TD Douglas/Morton	14 pass	5-25	0:00

VS. WSU					
QTR	Clock	Player(s)	Play	Pls-Yds	Time
1st	3:31	FG Garcia	37 FG	11-51	3:37
2nd	5:33	TD Miller II/Eakin	20 pass	6-75	2:20
4th	9:21	TD Dickey/Morton	12 pass	7-61	1:53

VS. UNT					
QTR	Clock	Player(s)	Play	Pls-Yds	Time
1st	10:17	TD Kelly/Morton	10 pass	8-56	3:04
1st	5:12	FG Garcia	25 FG	8-65	3:55
1st	0:52	TD Brooks	21 run	9-75	4:13
2nd	10:22	TD Eakin/Morton	70 pass	2-80	0:40
2nd	9:50	TD Lux	44 INT	0-0	--
2nd	9:30	TD Morton	10 run	1-25	0:13
2nd	6:05	TD Miller II/Morton	45 pass	4-75	1:41
2nd	3:08	TD Conyers/Morton	10 pass	6-30	2:47
3rd	4:06	TD Williams	3 run	4-43	1:27
4th	12:50	TD Dickey	1 run	9-79	4:35

VS. ASU					
QTR	Clock	Player(s)	Play	Pls-Yds	Time
1st	11:22	TD Miller II/Morton	5 pass	10-65	3:38
1st	7:42	TD Kelly/Morton	20 pass	6-38	2:11
2nd	0:08	FG Garcia	30 FG	8-64	1:16
3rd	8:14	TD Conyers	3 run	12-68	5:55
4th	13:36	FG Burkhardt	40 FG	12-43	5:03
4th	6:54	FG Garcia	39 FG	11-43	5:45

VS. UC					
QTR	Clock	Player(s)	Play	Pls-Yds	Time
1st	11:33	FG Garcia	45 FG	8-38	3:22
1st	1:25	TD Eakin/Morton	7 pass	7-75	3:34
2nd	10:32	TD Eakin/Morton	49 pass	6-85	2:50
2nd	1:39	TD Brooks	1 run	8-75	1:59
3rd	12:27	TD Brooks	2 run	6-38	1:52
3rd	0:53	FG Burkhardt	38 FG	13-55	5:46
4th	12:40	TD McCarty	51 INT	0-0	--
4th	7:50	FG Garcia	27 FG	9-66	4:15

VS. UA					
QTR	Clock	Player(s)	Play	Pls-Yds	Time
1st	5:38	TD Brooks	3 run	5-61	2:27
2nd	1:38	TD Brooks	9 run	6-30	1:13
2nd	0:00	FG Garcia	30 FG	4-76	0:40
4th	2:21	FG Garcia	41 FG	8-47	2:31
4th	1:53	TD Brooks	32 run	3-43	0:19

VS. BU					
QTR	Clock	Player(s)	Play	Pls-Yds	Time
1st	1:47	TD Douglas	12 pass	8-65	4:07
2nd	1:54	TD Douglas	20 pass	10-80	4:18
3rd	11:15	TD Brooks	31 run	7-86	3:01
4th	6:31	TD Williams	18 pass	12-75	3:10
4th	2:01	TD Douglas	7 pass	10-75	3:39

VS. TCU					
QTR	Clock	Player(s)	Play	Pls-Yds	Time
1st	1:45	FG Garcia	38 FG	7-21	3:15
2nd	13:09	TD Burkhardt	4 run	4-4	0:53
2nd	10:44	TD Brooks	4 run	3-59	0:50
3rd	12:21	TD Eakin/Hammond	13 pass	6-78	2:33
3rd	6:33	TD Hammond	4 run	10-50	4:34
4th	11:13	FG Garcia	24 FG	13-73	6:46

OPPONENT SCORING DRIVES

VS. ACU					
QTR	Clock	Player(s)	Play	Pls-Yds	Time
1st	3:42	TD Castles/Mclvor	31 pass	9-80	4:36
2nd	11:52	TD Johnson	2 run	11-75	4:42
2nd	1:50	TD Taylor/Mclvor	71 pass	3-75	1:05
3rd	5:10	TD Banks Jr.	1 run	10-96	4:27
4th	11:45	TD Martinez	30 pass	4-62	1:34
4th	4:55	TD Johnson	5 run	8-75	3:37
4th	0:05	FG Vales	21 FG	12-71	2:34
OT	0:00	TD Johnson (failed xpt)	1 run	6-25	0:00

VS. WSU					
QTR	Clock	Player(s)	Play	Pls-Yds	Time
1st	10:03	TD Mateer	4 run	7-40	3:20
2nd	8:09	TD Parker	43 run	1-43	0:09
2nd	7:53	TD Schlenbaker	2 run	1-2	0:01
2nd	0:25	TD Williams/Mateer	21 pass	3-38	0:31
3rd	3:13	TD Schlenbaker	1 run	6-51	2:23
4th	5:57	FG Janikowski	25 FG	6-68	2:06

VS. UNT					
QTR	Clock	Player(s)	Play	Pls-Yds	Time
1st	5:05	TD Young/Morris	75 pass	1-75	0:07
3rd	9:09	TD Aaron/Morris	15 pass	4-18	0:58
4th	9:19	TD Porter	1 run	8-75	3:31

VS. ASU					
QTR	Clock	Player(s)	Play	Pls-Yds	Time
2nd	13:10	FG Hershey	34 FG	8-31	2:40
2nd	1:33	TD Leavitt	1 run	9-79	4:01
3rd	3:39	TD Scattebo	3 run	3-80	1:09
4th	1:39	TD Scattebo	3 run	10-67	2:13

VS. UC					
QTR	Clock	Player(s)	Play	Pls-Yds	Time
1st	7:35	TD Johnson/Sorsby	15 pass	7-68	3:52
1st	4:59	TD Henderson/Sorsby	42 pass	1-42	0:08
2nd	13:27	FG Hawks	37 FG	5-12	2:04
2nd	3:47	TD Pryor	1 run	12-75	6:45
3rd	6:39	FG Hawks	26 FG	11-72	5:42
4th	12:05	TD Covey/Sorsby	71 pass	2-75	0:35
4th	3:24	TD Covey/Sorsby	3 pass	10-75	4:26

VS. UA					
QTR	Clock	Player(s)	Play	Pls-Yds	Time
1st	0:22	FG Loop	47 FG	11-46	5:16
3rd	9:29	FG Loop	40 FG	9-56	2:56
3rd	6:46	FG Loop	30 FG	7-20	2:08
3rd	1:10	TD Conley	3 run	8-72	4:37
4th	10:07	FG Loop	37 FG	6-25	4:41
4th	0:54	FG Loop	52 FG	8-41	0:59

VS. BU					
QTR	Clock	Player(s)	Play	Pls-Yds	Time
1st	5:54	TD Washington	1 run	4-60	0:51
2nd	11:44	TD Washington	1 run	1-1	0:08
2nd	10:30	FG Hankins	31 FG	4-5	1:02
2nd	0:04	TD Cameron	6 pass	9-75	1:50
3rd	6:17	TD Cameron	11 pass	9-75	4:58
3rd	3:08	TD Presley	35 pass	3-49	0:53
4th	13:02	TD Baldwin	24 pass	5-71	2:01
4th	9:41	TD Cameron	12 pass	4-30	2:19
4th	5:40	TD Finn	34 run	4-43	0:50

VS. TCU					
QTR	Clock	Player(s)	Play	Pls-Yds	Time
1st	10:48	TD Williams	35 run	9-75	4:12
1st	1:31	TD Williams/Hoover	75 pass	1-75	0:14
3rd	3:07	TD Payne	1 run	9-75	3:19
4th	8:42	TD Rogers/Hoover	8 pass	6-75	2:31
4th	5:10	TD McAlister/Hoover	84 pass	2-89	0:36

DRIVE ANALYSIS

YARDAGE	TEXAS TECH		OPPONENTS	
	TD	FG	TD	FG
Negative	-	-	-	-
0-9	1	1	2	1
10-19	1	-	1	1
20-29	2	1	1	2
30-39	5	1	2	1
40-49	2	3	5	2
50-59	3	4	1	1
60-69	5	3	4	1
70-79	12	2	16	3
80-89	4	-	3	-
90-99	-	-	1	-
TOTALS	35	15	37	12

GAME-OPENING DRIVES

OPPONENT	TEXAS TECH		OPPONENTS	
	PTS	PLAYS-YDS	PTS	PLAYS-YDS
ACU	7	10-71	0	3-1
at Washington State	0	3-6	0	2-6
North Texas	7	8-56	0	3-3
Arizona State	7	10-65	0	3--11
Cincinnati	3	8-38	7	7-68
at Arizona	0	3-7	0	4-3
Baylor	0	6-20	0	7-26
at TCU	0	7-35	7	9-75
at Iowa State	--	--	--	--
Colorado	--	--	--	--
at Oklahoma State	--	--	--	--
West Virginia	--	--	--	--

2ND HALF-OPENING DRIVES

OPPONENT	TEXAS TECH		OPPONENTS	
	PTS	PLAYS-YDS	PTS	PLAYS-YDS
ACU	0	13-67	7	10-96
at Washington State	0	7-43	0	9-67
North Texas	0	3-6	0	3-5
Arizona State	7	12-68	0	3-4
Cincinnati	7	6-38	0	2-13
at Arizona	0	3-0	0	3-0
Baylor	7	7-86	0	3-3
at TCU	7	6-78	0	3-5
at Iowa State	--	--	--	--
Colorado	--	--	--	--
at Oklahoma State	--	--	--	--
West Virginia	--	--	--	--



GAME-BY-GAME LEADERS

OPPONENT	PASSING YARDS	RUSHES	RUSH YARDS	RECEPTIONS	RECEIVING YARDS	TACKLES	TACKLES FOR LOSS	SACKS
ACU	378 (Morton)	27 (Brooks)	153 (Brooks)	10 (Kelly)	156 (Kelly)	13 (Rodriguez)	2.0 (Rodriguez)	<i>none</i>
at Washington State	323 (Morton)	8 (Valdez)	70 (Brown)	9 (Kelly)	95 (Kelly)	7 (Roberts, Rodriguez)	3.0 (three players)	1.0 (Smith)
North Texas	273 (Morton)	17 (Brooks)	109 (Brooks)	4 (Conyers)	70 (Eakin)	5 (Ramirez, Curry)	1.5 (Dingle)	0.5 (Dingle, Horne)
Arizona State	201 (Morton)	27 (Brooks)	117 (Brooks)	10 (Kelly)	89 (Kelly)	11 (Roberts)	1.0 (Rodriguez)	0.5 (Washington, McCarty)
Cincinnati	251 (Morton)	32 (Brooks)	172 (Brooks)	8 (Kelly)	111 (Kelly)	12 (Roberts)	2.0 (Roberts)	1.0 (Cofield)
at Arizona	214 (Morton)	21 (Brooks)	128 (Brooks)	5 (Douglas, Kelly)	116 (Douglas)	13 (Rodriguez)	1.0 (three players)	1.0 (Rodriguez, Tilmon)
Baylor	286 (Morton)	25 (Brooks)	125 (Brooks)	9 (Douglas, Kelly)	99 (Douglas)	12 (Rodriguez)	n/a	n/a
at TCU	137 (Morton)	30 (Brooks)	121 (Brooks)	9 (Douglas)	140 (Douglas)	7 (Lewis, Roberts)	1.5 (Baskerville)	1.0 (Dyson III)
at Iowa State	--	--	--	--	--	--	--	--
Colorado	--	--	--	--	--	--	--	--
at Oklahoma State	--	--	--	--	--	--	--	--
West Virginia	--	--	--	--	--	--	--	--

TEAM OFFENSE GAME-BY-GAME COMPARISON

FIRST DOWNS

TEXAS TECH FIRST DOWNS						
Opponent	1Q	2Q	3Q	4Q	OT	Total
ACU	10	4	6	5	2	27
at Washington State	3	9	4	8	-	24
North Texas	9	9	5	2	-	25
Arizona State	6	6	9	3	-	24
Cincinnati	6	5	5	5	-	21
at Arizona	7	6	0	4	-	14
Baylor	7	7	6	9	-	29
at TCU	4	4	10	7	-	25
at Iowa State	-	-	-	-	-	-
Colorado	-	-	-	-	-	-
at Oklahoma State	-	-	-	-	-	-
West Virginia	-	-	-	-	-	-

YARDAGE by QUARTER

TEXAS TECH PLAYS/YARDAGE GAINED BY QTR					
Opponent	1Q	2Q	3Q	4Q	OT
ACU	18/153	16/103	15/119	20/139	5/25
at WSU	19/89	32/172	13/88	23/142	-
North Texas	24/196	18/207	21/117	8/66	-
Arizona State	19/108	22/77	23/102	19/47	-
Cincinnati	21/135	14/160	18/98	12/89	-
at Arizona	14/86	18/122	10/17	16/106	-
Baylor	20/88	19/105	20/119	26/143	-
at TCU	16/72	23/111	22/158	27/97	-
at Iowa State	-	-	-	-	-
Colorado	-	-	-	-	-
at OSU	-	-	-	-	-
West Virginia	-	-	-	-	-

CUMULATIVE YARDS by QTR.

TEXAS TECH PLAYS/CUMULATIVE YARDAGE GAINED BY QTR					
Opponent	1Q	2Q	3Q	4Q	OT
ACU	18/153	34/256	49/375	69/514	74/539
at WSU	19/89	51/261	64/349	87/491	-
North Texas	24/196	42/403	63/520	71/586	-
Arizona State	19/108	41/185	64/287	83/334	-
Cincinnati	21/135	35/295	53/393	65/482	-
at Arizona	14/86	32/208	42/225	58/331	-
Baylor	20/88	39/193	59/312	85/455	-
at TCU	16/72	39/183	61/341	88/438	-
at Iowa State	-	-	-	-	-
Colorado	-	-	-	-	-
at OSU	-	-	-	-	-
West Virginia	-	-	-	-	-

OPPONENT FIRST DOWNS

TEXAS TECH FIRST DOWNS						
Opponent	1Q	2Q	3Q	4Q	OT	Total
ACU	6	7	6	9	2	30
at Washington State	3	6	5	4	-	18
North Texas	3	2	2	6	-	13
Arizona State	5	7	3	7	-	22
Cincinnati	4	10	4	11	-	29
at Arizona	4	7	8	6	-	25
Baylor	4	5	6	8	-	23
at TCU	6	3	4	5	-	18
at Iowa State	-	-	-	-	-	-
Colorado	-	-	-	-	-	-
at Oklahoma State	-	-	-	-	-	-
West Virginia	-	-	-	-	-	-

OPPONENT YARDAGE by QTR.

TEXAS TECH PLAYS/YARDAGE GAINED BY QTR					
Opponent	1Q	2Q	3Q	4Q	OT
ACU	20/114	19/165	18/131	23/180	6/25
at WSU	18/69	17/112	15/128	15/107	-
North Texas	9/97	19/66	16/52	20/138	-
Arizona State	15/47	19/112	11/107	23/110	-
Cincinnati	12/114	26/121	15/93	25/227	-
at Arizona	17/50	16/100	25/143	21/129	-
Baylor	14/91	20/127	16/133	15/178	-
at TCU	16/158	19/51	12/65	12/187	-
at Iowa State	-	-	-	-	-
Colorado	-	-	-	-	-
at OSU	-	-	-	-	-
West Virginia	-	-	-	-	-

OPP. CUMULATIVE YARDS by QTR.

TEXAS TECH PLAYS/CUMULATIVE YARDAGE GAINED BY QTR					
Opponent	1Q	2Q	3Q	4Q	OT
ACU	20/114	39/279	57/410	80/590	86/615
at WSU	18/169	35/181	50/309	65/416	-
North Texas	9/97	28/163	44/215	64/353	-
Arizona State	15/47	34/159	45/266	68/376	-
Cincinnati	12/114	38/235	53/328	78/555	-
at Arizona	17/50	33/150	58/293	79/422	-
Baylor	14/91	34/218	50/351	65/529	-
at TCU	16/158	35/209	47/274	59/461	-
at Iowa State	-	-	-	-	-
Colorado	-	-	-	-	-
at OSU	-	-	-	-	-
West Virginia	-	-	-	-	-

THE LAST TIME...

TEXAS TECH ...

Defeated a ranked opponent at home
vs. #22 Texas (2022)

Defeated a ranked opponent on the road
at #16 Kansas (2023)

Won a game scoring 14 points or less
at Iowa State, 14-10 (2022)

Scored 70+ points
77, vs. Lamar (2018)

Scored 60+ points
66, vs. North Texas (2024)

Won by 50+ points
vs. Murray State/W, 63-10 (2022)

Shutout Opponent
vs. Lamar, 77-0 (2018)

Shutout Opponent in first half
at #16 Kansas (2023)

Shutout Opponent in second half
vs. Houston (2023)

Was Shutout by an Opponent
vs. Oklahoma State (2021)

Was Shutout by an Opponent in first half
vs. Oklahoma State (2021)

Was Shutout by an Opponent in second half
at #7 Texas (2023)

Ran 100 or plays
103, vs. West Virginia (2022)

Rushed for over 400 yards
453, vs. Louisiana-Lafayette (1997)

Passed for over 700 yards
734, vs. #16 Oklahoma (2016)

Passed for over 600 yards
605, vs. Houston (2018)

Passed for 7+ TDs
8, vs. Kansas (2016)

Passed for 6+ TDs
6, vs. Murray State (2022)

Passed for 5+ TDs
5, vs. Abilene Christian (2024)

Had over 700 yards in total offense
704, vs. Houston (2018)

Had over 600 yards in total offense
605, vs. Murray State (2022)

Had over 400 yards in the first half
415, vs. North Texas (2024)

Recorded a safety
vs. Stephen F. Austin (2013)

Scored 2-point conversion
vs. Baylor (2024) - Josh Kelly reception (Morton)

Forced 6 turnovers
7, vs. Nebraska (2004)

Forced 5 turnovers
5, vs. Ole Miss (2022)

Forced 0 turnovers
0, vs. Baylor (2024)

Returned two Interceptions for touchdowns
vs. Oklahoma State (2000)

Intercepted at least 4 passes
4, vs. Houston (2021)

Had zero TFLs in a game
0, vs. Baylor (2024)

Had zero Punts in a game
0, at Kansas (2021)

Blocked two punts in a game
at New Mexico (2010)

A TEXAS TECH INDIVIDUAL ...

Rushed for over 200 yards
DeAndre Washington, 248 yards, vs. Kansas St. (2015)

Had a run of 70+ yards
Xavier White, 70 yds, at #23 Oklahoma State (2020)

Had a run of 80+ yards
Justin Stockton, 84 yds, at Houston (2017)

Rushed for 5+ TDs
James Gray, 5, vs. Rice (1989)

Rushed for 4+ TDs
Ta'Zawn Henry, 4, vs. Houston (2018)

Two players rushed for 100 yards
Cam'Ron Valdez (111 yards), Tahj Brooks (102 yards), vs. Houston (2023)

A quarterback rushed for 100 yards
Tyler Shough, 101 yards, vs. #13 Oregon (2023)

Three 100-yard receivers
Grant (155), Marquez (130), Washington (107), vs. #5 Baylor (2014)

Six players caught a TD
Giles (2), Coutee (2), Batson (1), Lauderdale (1), Willies (1), Cantrell (1), vs. Kansas (2016)

Passed for 400-499 yards
Tyler Shough, 436, vs. Oklahoma (2022)

Passed for 500-699 yards
Alan Bowman, 605, vs. Houston (2018)

Passed for 700+ yards
Patrick Mahomes II, 734, vs. #16 Oklahoma (2016)

Passed for 5 TDs
Behren Morton, 5, vs. Abilene Christian (2024)

Passed for 6 TDs
Nic Shimonek, 6, vs. Arizona State (2017)

Passed for 7 TDs
Seth Doege, 7, at #21 TCU (2012)

Passed for 8 TDs
B.J. Symons, 8, vs. Texas A&M (2003)

Wide receiver threw a TD pass
Coy Eakin, 20 yds to JohnCarlos Miller II at Washington State (2024)

Tight End threw a TD pass
Jalin Conyers, 20 yds to Caleb Douglas vs. Baylor (2024)

Had 60-69 pass attempts
Behren Morton, 62, at #7 Oklahoma State (2022)

Had 70+ pass attempts
Patrick Mahomes II, 88, vs. #16 Oklahoma (2016)

Had 50+ pass completions
Patrick Mahomes II, 52, vs. #16 Oklahoma (2016)

Had 10+ receptions
Josh Kelly, 10, vs. Arizona State (2024)

Had 15+ receptions
Jace Amaro, 15, vs. #12 Oklahoma State (2013)

Had a reception of 80+ yards
Dalton Rigdon, 81 yards, at West Virginia (2019)

Had a reception of 90+ yards
Jakeem Grant, 90 yards, vs. #12 Oklahoma State (2015)

Had over 200 yards receiving
Antoine Wesley, 261, vs. Houston (2018)

Had 4 TD receptions
Derek Dorris, 4, at Kansas (2000)

Had 3 TD receptions
Caleb Douglas, 3, vs. Baylor (2024)

Tight end caught 2 TDs
Baylor Cupp, at Baylor (10/7/2023)

Had 100-yard rusher & 100-yard receiver
at TCU (2024)
Tahj Brooks (121 RUSH), Caleb Douglas (140 REC)

Had 300-yd passer, 100-yd rusher & 100-yd receiver
vs. Abilene Christian (2024)
Behren Morton (378 PASS), Tahj Brooks (153 RUSH)
Josh Kelly (156 REC)

A TEXAS TECH INDIVIDUAL ...

Recorded a 20+ tackle game
Lawrence Flugence, 23, at #12 Ohio State (2002)

Recorded a 15+ tackle game
Krishon Merriweather, 17, at #7 Oklahoma State (2022)

Recorded 5.0 TFLs
Dorian Pitts, 5, vs. Oklahoma State (2000)

Recorded 4.0 Sacks
Jordyn Brooks, 4.0, vs. #21 Oklahoma State (2019)

Recorded 5 pass breakups
Rayshad Williams, 5, at #7 Oklahoma State (2022)

Forced 2 fumbles, game
Steve Linton, 2, at Baylor (2023)

Returned a fumble for a touchdown
vs. West Virginia (2020), Zech McPhearson, 56 yards

Intercepted 3 passes
Darcel McBath, 3, at #19 Kansas (2008)

Intercepted 2 passes
Dadrión Taylor-Demerson, 2, vs. TCU (2023)

Intercepted passes in back-to-back games
Chapman Lewis, at WSU (1), vs. UNT (1) (2024)

Intercepted pass by a Defensive Linemen
Quincy Ledet Jr., at Arizona (2024)

Returned an Interception for a touchdown
A.J. McCarty (2024), vs. Cincinnati, 51 yards

Kicked 4 field goals
Jonathan Garibay, 4-for-4, vs. Baylor (2020)

Kicked 50+ FG
Gino Garcia, 51 yds, vs. UCF (2023)

Kicked 55+ FG
Gino Garcia, 55 yds, vs. TCU (2023)

Kicked 60+ FG
Jonathan Garibay, 62 yds (*record*) vs. Iowa State (2021)

Kicked 80+ punt
Austin McNamara, 87 yards, vs. West Virginia (2020)

Kicked 70-79 punt
Austin McNamara, 70 yards, vs. Oklahoma State (2021)

Returned a kick off for a TD
Drae McCray, 100 yds, vs. Houston (2023)

Returned punt for TD
Eric Morris (86 yds), at Nevada (2008)

Scored Defensive 2-point conversion
Ben Kirkpatrick, 84 yds, vs. #15 Oklahoma (1992)

Blocked a PAT
E'Maurion Banks, vs. Arizona State (2024)

Blocked a FG in a game
Myles Cole, at Iowa State (2022)

Blocked FG return for TD
Eli Howard (block)/Zech McPhearson (return), 90 yds, at #24 Iowa State (2020)

Faked a FG for a TD
Holder Jack Burgess pitch to kicker Reese Burkhardt, 4-yd rush, at TCU (2024)

Blocked a punt
Loic Fouonji vs. Houston (2023)

Returned/Recovered a blocked punt for TD
Loic Fouonji (7 yards) vs. Houston (2023)

Recovered a succesful onsides kick
Coy Eakin (kicked by Reese Burkhardt) at Washington State (2024)



POSTGAME NOTES | TCU

GAME
8



TEXAS TECH RED RAIDERS

5-3, 3-2 Big 12

at

TCU HORNED FROGS

5-3, 3-2 Big 12



34

35

Oct. 26, 2024 | 2:35 p.m. CDT | Amon G. Carter Stadium | Fort Worth, Texas | FOX

TEXAS TECH

Record	5-3 Overall; 3-2 Big 12
Streak	L2
Head Coach	Joey McGuire
Career Record	20-14 (3rd Season)
Record vs. TCU	1-2
Today's attendance	42,144
Kickoff temperature	82 degrees
Length of Game	3:36

TODAY'S STARTERS

(Offense) - (LT) Ty Buchanan, (LG) Sterling Porcher, (C) Sheridan Wilson, (RG) Davion Carter, (RT) Caleb Rogers, (QB) Behren Morton, (RB) Tahj Brooks, (TE) Mason Tharp, (WR) Jordan Brown, (WR) Caleb Douglas, (WR) Josh Kelly
(Defense) - (DT) De'Braylon Carroll, (DT) Quincy Ledet Jr., (OLB) Harvey Dyson III, (LB-WILL) Jacob Rodriguez, (LB-MIKE) Ben Roberts, (OLB) Charles Esters III, (STAR) A.J. McCarty, (CB) Bralyn Lux, (S) Chapman Lewis, (S) C.J. Baskerville, (CB) Maurion Horn

NOTING THE RED RAIDERS

OFFENSE

QB, Behren Morton (Jr.)

- Finished with 137 passing yards (13-of-22) with no touchdowns and no interceptions; played only the first half. His three INTs thru the first eight starts of a season is the fewest since the 1997 season when Zebbie Lethridge protected the ball with just three interceptions through his first eight starts that season.

QB, Will Hammond (Fr.)

- Saw first significant action of career playing the entirety of the second half due to an injury to starter Behren Morton.
- Texas Tech scored touchdowns on its first two drives of the second half, led by Hammond. The first scoring play was his first career passing touchdown (13 yards to Coy Eakin); the second was his first career rushing touchdown (4-yard rush).
- Scored on first three drives overall - the third being a field goal.
- Connected on his first nine attempts; finished 10-for-15.

RB, Tahj Brooks (Sr.)

- Brooks rushed for better than 100 yards for the 19th time in his career. It pushes him past James Gray (18) for second-most all-time, and trails only Byron Hanspard (21).
- His 100-yard game is his 15th 100-yard game in his last 18 games. Furthermore, it is his 18th straight game that he's rushed for at least 95 yards.
- His ninth rushing touchdown of the season, in the second qtr., marked his 14th game out of the last 16 to find the end zone.
- His one rushing TD on Saturday matches him with Byron Morris (37) for the fourth-most all-time in program history.

WR, Josh Kelly (Sr.)

- Finished with seven receptions, the second-most on the team on Saturday, bringing his season total to 60 through the first eight games.
- His 60 receptions through eight games is the most by a Red Raider since Jace Amaro posted 64 receptions through eight games during the 2013 season.

RB, J'Koby Williams (Fr.)

- Rushed a season-high eight times for a season-high 42 yards.

WR, Caleb Douglas (Jr.)

- Set a career-high for receiving yards (140) and matched career-high in receptions (9) - previously set vs. Baylor.
- His 140-yard output only trails Josh Kelly's 156 receiving yards in the season opener for the most yards by a Red Raider this year. It was his second 100-yard game this season and the fourth 100-yard receiving game by a Red Raider this season.
- Owns 355 receiving yards over the last three games.
- A 44-yard reception by Douglas in the second quarter, set up a scoring play on the next play (4-yard rush by T. Brooks). It was a team-lead third explosive play of 40-plus yards by a Red Raider this season.

DEFENSE

LB, Ben Roberts (So.)

- Tied for the team lead in tackles with seven. It was the fourth time this season that Roberts owned the team lead in tackles.

DB, C.J. Baskerville (Sr.)

- Had third INT this season in the second quarter. While Tech took over on the TCU 30-yard line, it did not result in points.

SPECIAL TEAMS

K, Reese Burkhardt (Jr.)

- Rushed for a 4-yard touchdown, converting a fake field goal on 4th-and-goal from the 4-yard line.

K, Gino Garcia (Sr.)

- Was 2-for-2 on field goals. He remains perfect in 2024 (12-for-12). The second was his 60th career make.

GETTING STARTED

- Today's weather at kickoff: 82 degrees, 5 mph winds from the northwest and sunny skies.
- TCU won the coin toss and chose to receive the kickoff in the first half. Texas Tech started the second half with the ball.
- Texas Tech wore black helmets with white jerseys and red pants against TCU.
- Today's game captains were Behren Morton, John Carlos Miller II, Ben Roberts and Caleb Rogers.

TODAY'S LOSS...

- Drops the Red Raiders record to 5-3.
→ The 5-3 start after eight games remains Texas Tech's best start over the last 10 years, matching a 5-3 start in 2015, as well as 5-3 starts in 2018 and 2021.
- Drops the Red Raiders record to 4-10 in true road games under Joey McGuire.
→ Tech is 0-2 in that span in Fort Worth.
- Drops the Red Raiders record to 17-8 when facing unranked opponents under McGuire.
- Narrows the Red Raiders all-time series advantage against TCU to 33-31-3 after today's 67th meeting in the series.
→ It's the third-straight loss in games played in Fort Worth ('20, '22, '24).

TEAM NOTES

- Texas Tech lost its first game under head coach Joey McGuire when forcing three or more takeaways. The Red Raiders were previously 6-0 in those games.
→ The Red Raiders "Took 3" for the third time in eight games this season, stemming from the phrase "take three university" which is heavily utilized under McGuire, a rallying cry since day one at Texas Tech.
- Texas Tech lost consecutive games for the first time in 2024. It's the Red Raiders' first string of back-to-back losses since dropping its Oct. 14, 2023 game vs. Kansas State followed by its Oct. 21, 2023 game at BYU. The Red Raiders went on to win four of its last five games to close the season.
- The Texas Tech offensive line started its fifth different unit through eight games this season. Led by Ty Buchanan making his first start this season at left guard. It was his fourth start this season with the previous three at right guard over games 2, 3 and 4 of the season. Coincidentally, Buchanan received his first career start at TCU in 2022 (at right tackle).
- Texas Tech was in its fifth one-possession game on Saturday after only eight games this season. The Red Raiders were previously undefeated this season in those games; the Red Raiders dropped to 4-1 in one-possession games this season while McGuire dropped to 11-4 in his career in those games.
- Texas Tech's streak of scoring points off of turnovers was snapped after its second takeaway (Baskerville INT) on Saturday. The Red Raiders produced seven points off of the first turnover they forced, extending the then-streak to 10 consecutive turnovers with points scored off of them, equating to 67 points scored.
- Texas Tech allowed two of its three most explosive plays this season. Surrendering a 75-yard strike in the first quarter, matching the longest play allowed this season (75-yd play to UNT), followed by a fourth-quarter 84-yard pass, setting a new mark.
→ The Red Raiders allowed three explosive plays for touchdowns total to TCU - the 84 and 75-yard passes as well as a 35-yard touchdown run.
- A week after having zero TFLs for the first time since 2010, the Red Raiders matched its season-high for TFLs with seven.

MEDIA INFORMATION



MATT DOWDY
Assistant A.D.
806-928-5190
matthew.dowdy@ttu.edu



MATT BURKHOLDER
Director
559-862-3771
matt.burkholder@ttu.edu



CHRIS DUARTE
Associate Director
954-937-3254
chris.duarte@ttu.edu

TEXAS TECH ATHLETICS COMMUNICATIONS
East Stadium Building, Jones AT&T Stadium (Third Floor)
Office: (806) 742-2770 • Fax: (806) 742-1970
2508 6th Street • Lubbock, TX 79409
www.TexasTech.com/Media



CREDENTIAL REQUESTS

Please direct all credential requests to the online credential portal located at www.sportssystem.com/TexasTech. Confirmation of your request will be made upon review by Matt Dowdy. Credentials are limited to members of the working media who are assigned to cover Texas Tech Football. Credentials must be requested online by 5 p.m. Tuesday each week. All requests will be held for pickup until 5 p.m. Friday at the Athletics Communications office (third floor of Whitacre Athletic Center, East Stadium Building). Credentials not picked up by 5 p.m. Friday will be available at Media Will Call located on the northwest side of Jones AT&T Stadium.

WEEKLY MEDIA LUNCHEON

During the season, Texas Tech head coach Joey McGuire will host a weekly media luncheon inside the South End Zone, on the field club level. The event will be held each Monday during the regular season, excluding the bye week. McGuire will be joined each week by defensive coordinator Tim DeRuyter and offensive coordinator Zach Kittley. Lunch will be served at 11:30 a.m. each Monday followed by a 12:30 p.m. press conference.

WEEKLY AVAILABILITY SCHEDULE

In addition to the Monday press conference, select student-athletes will be available prior to practices each Tuesday inside the Sports Performance Center. Associate Coach Kenny Perry will speak first each Tuesday, followed by select players. All specific student-athlete requests should be submitted by 10 a.m. Monday each week during the season.

INTERVIEW REQUESTS

Please direct all interview requests for head coach Joey McGuire to Matt Dowdy; members of the Texas Tech coaching staff and student-athletes to Matt Dowdy or Matt Burkholder. Contacting student-athletes or coaches directly through text message or social media is strictly prohibited and could result in loss of credentials.

USE OF TEXAS TECH PHOTOGRAPHY

The use of Texas Tech photos is prohibited without prior approval from the athletics communications office. Texas Tech does not grant permission for use of its photos for social media content purposes. Texas Tech will provide courtesy headshots and action shots upon requests for editorial purposes.

VIDEO HIGHLIGHTS/NEWS CONFERENCE

Video from news conferences and games will be available to the media via YouTube. Broadcast quality video footage (game highlights, post-practice interviews, post-game interviews, etc) are available by request through the athletics communications office.

PHOTO REQUESTS

Please submit your requests to Chris Duarte.

COLLEGEPRESSBOX.COM

Collegepressbox is the official media website for Division I football. Access and download game notes, quotes, statistics, media guides, headshots, logos and more for all FBS schools, conferences, postseason games, awards and the College Football Playoff. For access, please register for an account at collegepressbox.com/register.

LIVE STREAMING

Live video streaming of any Texas Tech Athletics event, including news conferences, on ANY social media platform is strictly prohibited without prior approval from the athletics communications office.

USE OF AUDIO/VIDEO

Any media entity collecting any sort of "video or audio materials" (film, traditional video or audio, digital video or audio, photos, etc.) from Texas Tech University Athletics game events or press conference/media events may use that material only for traditional television newscasts, web-based or print coverage, or other electronic transmission as approved by the University in writing, with a limitation of up to three (3) minutes in length from any single event. Such media entity may not offer any live video, audio or other coverage of the event without the advance, written permission of Texas Tech University Athletics. This policy includes all games, matches and events involving any of Texas Tech's athletic programs. It includes all media events -- press conferences, pre/post-practice interviews and pre/post-game interviews. An exception would be a one-on one interview arranged through the Texas Tech Athletics Communications office with a Texas Tech, coach, athlete or administrator.

TEXAS TECH SPORTS NETWORK

The Texas Tech Sports Network from Learfield Sports will carry all the exciting action of Red Raider Football beginning with the season opener versus Abilene Christian and all the way through the bowl season. Brian Jensen (play-by-play) and John Harris (color analyst) return to the broadcast booth and will be joined on the sidelines by Chris Level (sidelines).

Fans outside the coverage area will once again be able to listen to Red Raider games live on the Internet through TexasTech+. By logging onto www.TexasTech.com, live play-by-play of Texas Tech Football is just a click away. The games also are carried on Sirius/XM Satellite Radio (channel varies).

All games will also be available on the Varsity Network App, available for download in your iTunes or Android store.

2024 RED RAIDER FOOTBALL AFFILIATES

CITY	STATION	FREQUENCY
Abilene/Haskell	KVRP-FM	97.1
Amarillo	KWVE-FM	102.9
Andrews	KACT-FM	105.5
Artesia, N.M.	KSVP-AM	990
Artesia, N.M.	KSVP-FM	93.7
Big Spring	KBST-FM	95.7
Big Spring	KBST-FM	103.9
Big Spring	KBST-AM	1490
Brownwood	KQBZ-FM	96.9
Dumas	KDDD-FM	95.3
Hereford	KPAN-FM	106.3
Hereford	KPAN-AM	860
Hobbs, N.M.	KEJL-AM	1110
Hobbs, N.M.	KEJL-FM	100.5
Lampasas	KCYL-AM	1450
Llano	KITY-FM	102.9
Lubbock	KJTV-FM	100.7
Lubbock	KJTV-AM	950
Lubbock	KTTU-FM	97.3
Lubbock	KXTQ-FM	106.5
Odessa-Midland	KNFM-FM	92.3
San Angelo	KNRX-FM	96.5
Seminole	KSEM-FM	106.3
Tyler	KTBB-FM	97.5
Waco	KWBH-DT2	94.5

SATELLITE RADIO

Sirius XM Radio	Ch. 971 (home call)
XM App	Ch. 381
Varsity App	Search "Texas Tech"

collegepressbox
SINCE 2005 EVERYTHING BUT THE PREGAME MEAL

COVERING THE RED RAIDERS

28

MONDAY

MEDIA LUNCHEON
11:30 a.m.

PRESS CONFERENCE
12:30 p.m.

29

TUESDAY

MEDIA AVAILABILITY
12:00 p.m.

30

WEDNESDAY

NO AVAILABILITY

31

THURSDAY

NO AVAILABILITY

1

FRIDAY

NO AVAILABILITY

2

SATURDAY

TEXAS TECH AT
IOWA STATE
2:30 p.m. CT
Jack Trice Stadium

3

SUNDAY

NO AVAILABILITY

