



Texas Tech RED RAIDER FOOTBALL

41 BOWL APPEARANCES // 11 CONFERENCE CHAMPIONSHIPS // 602 ALL-TIME VICTORIES

GAME

7



TEXAS TECH RED RAIDERS

5-1, 3-0 Big 12

Jones AT&T Stadium (60,229) | Lubbock, Texas | 3 p.m. CT | ESPN2 | Texas Tech Sports Network

VS

BAYLOR BEARS

2-4, 0-3 Big 12



2024 SCHEDULE/RESULTS

Overall: 5-1 | Big 12: 3-0 | H: 4-0 | A: 1-1 | N: 0-0

AUGUST • (1-0)

31 ABILENE CHRISTIAN W, 52-51 (OT) ESPN+

SEPTEMBER • (3-1)

7 at Washington State L, 16-37 FOX

14 NORTH TEXAS W, 66-21 FS1

21 ARIZONA STATE* W, 30-22 FS1

28 CINCINNATI* W, 44-41 ESPN2

OCTOBER • (1-0)

5 at Arizona* W, 28-22 FOX

19 BAYLOR* 3 p.m. ESPN2

26 at TCU* TBD TBD

NOVEMBER • (0-0)

2 at Iowa State* TBD TBD

9 COLORADO* TBD TBD

23 at Oklahoma State* TBD TBD

30 WEST VIRGINIA* TBD TBD

all times Central

TV: ESPN2

- Play-by-Play: Beth Mowins
- Analyst: Rod Gilmore
- Sideline Reporter: Lauren Sisler

ESPN 2

RADIO: TEXAS TECH SPORTS NETWORK

- Play-by-Play: Brian Jensen
- Analyst: John Harris
- Sideline Reporter: Chris Level
- SiriusXM (local): Channel 160 or 199
- SiriusXM (national): None
- Mobile App: Varsity Network (Texas Tech)



SOCIAL MEDIA: #WreckEm

- X: @TexasTechFB
- YouTube: TexasTechAthletics
- Instagram: @TexasTech_FB
- Facebook: TexasTechFootball
- Online: TexasTech.com / TahjTime.com

TEXAS TECH COACHING STAFF

SIDELINE

- Joey McGuire, Head Coach (Third Season)
- Zach Kittley, Offensive Coordinator/QBs (Third Season)
- Kenny Perry, Assoc. H.C./STs/RBs (Third Season)
- C.J. Ah You, Outside Linebackers (Third Season)
- Josh Bookbinder, Inside Linebackers (Third Season)
- Zarnell Fitch, Defensive Line (Third Season)
- Justin Johnson, Passing Coord./WRs (Second Season)
- Clay McGuire, Offensive Line (First Season)
- Marcel Yates, Passing Game Coord./DBs (Third Season)

PRESSBOX

- Tim DeRuyter, Defensive Coordinator (Third Season)
- Josh Cochran, Run Game Coord./Tight Ends (Third Season)

TEXAS TECH RED RAIDERS

Rankings	AP: RV	Coaches: RV
Last Game	Def. Arizona, 28-22	
Streak	Won 4	
Head Coach	Joey McGuire	
Career Record	20-12 (3rd Season)	
Record at Texas Tech	Same	
Record vs. Baylor	1-1	

BAYLOR BEARS

Rankings	AP: NR	Coaches: NR
Last Game	Lost at Iowa State, 43-21	
Streak	Lost 3	
Head Coach	Dave Aranda	
Career Record	25-29 (4th Season)	
Record at Baylor	Same	
Record vs. Texas Tech	1-2	

GAMEDAY STORYLINES



HOMECOMING IN RAIDERLAND

Texas Tech will look to extend its four-game winning streak on Saturday when hosting Baylor on Homecoming at Jones AT&T Stadium. Kickoff for the 83rd all-time meeting between the Red Raiders and Bears is slated for 3 p.m. on ESPN2. This will be the 13th time in program history Texas Tech has welcomed Baylor as its Homecoming opponent as the Red Raiders are 7-5 in those games with wins in each of the last three meetings. The Red Raiders enter this weekend at 3-0 in Big 12 play following a 28-22 victory at Arizona prior to its open week.



ANOTHER SELLOUT EXPECTED FOR BAYLOR

Tickets are already sold out for Saturday's afternoon kick against the Bears, marking Texas Tech's fourth advanced sellout this season. The home-field advantage has been noticeable for the Red Raiders, who are a perfect 4-0 at home this season and an impressive 14-3 under head coach Joey McGuire. The Red Raiders enter this weekend riding a six-game home winning streak, the longest since Texas Tech won a school record 12-consecutive games inside Jones AT&T Stadium over the course of the 2007-09 seasons.



BROOKS REMAINS BIG 12 RUSHING LEADER

The Red Raiders will look to continue to rely on Tahj Brooks against Baylor as the senior enters this weekend ranked third in the FBS with an average of 135.8 rushing yards per game. Brooks, who rushed for 170 yards and a touchdown in last season's victory over Baylor, has reached the 100-yard mark in all five of his games played this season as he has totaled 95 or more rushing yards in 16-consecutive games. Dating back to the start of the 2023 season, Brooks leads all Big 12 rushers with 2,217 rushing yards over 18 games played.

RED RAIDERS BY THE NUMBERS

7

Texas Tech has won each of its last seven contests determined by eight or fewer points as the Red Raiders are 11-3 in one-possession games under Joey McGuire after topping Arizona prior to their open date.


20

The win over Arizona was Texas Tech's 20th in only 32 games under Joey McGuire, marking the fastest a Red Raider head coach has reached 20 wins since Steve Sloan was 23-9 from 1975-77.

68

Texas Tech has recorded 68 points off turnovers, marking the most in a season already since 2017. The Red Raiders have combined for 60 of those points over the course of their current four-game winning streak.

SERIES HISTORY



BAYLOR (40-41-1)
GP: 82; **Home:** 24-15-1; **Away:** 12-20; **Neutral:** 4-6; **OT:** 0-1.
Big 12: 19-9 (Home: 8-1; Away: 7-2; Neutral: 4-6).
SWC: 17-19 (Home: 12-8; Away: 5-11).
Jones AT&T Stadium: 35 (20-15).
Tech Stadium: 6 (4-1-1).
AT&T Stadium, Arlington, Texas: 9 (3-6).
Cotton Bowl Stadium, Dallas, Texas: 1 (1-0).
Baylor Stadium/Floyd Casey Stadium, Waco: 26 (11-15).
McLane Stadium, Waco: 3 (1-2).
Other Waco Locations: 3 (0-3).
Games decided by 3 points or less: 12 (4-7-1).
Games decided by 7 points or less: 28 (13-14-1).
Most Points-TTU: 63 (63-19 win on Oct. 27, 2001).
Most Points-BU: 66 (66-42 loss on Nov. 26, 2011).
Fewest Points-TTU: 0, four times (last: 31-0 on Sept. 28, 1985).
Fewest Points-BU: 0, four times (last: 28-0 on Oct. 29, 2005).
Largest Win: 51 (62-11 win on Nov. 2, 2002).
Largest Loss: 34 (34-0 loss on Nov. 2, 1929).
Win Streak: 15 (Oct. 5, 1996-Nov. 26, 2011).
Loss Streak: 11 (Oct. 18, 1947-Oct. 21, 1961).
Most Attended: 71,964 on Nov. 28, 2009 in Arlington, Texas.
Last 10: 4-6 | **Last 20:** 11-9

SERIES HISTORY (SINCE 1990)

Date	Loc.	W/L	TTU	BU	Att.
*Sept. 29, 1990	H-JS	L	15	21	48,926
*Nov. 16, 1991	A-FCS	W	31	24	36,163
*Sept. 26, 1992	H-JS	W	36	17	42,094
*Sept. 25, 1993	A-FCS	L	26	28	32,690
*Oct. 22, 1994	H-JS	W	38	7	29,443
*Sept. 30, 1995	A-FCS	L	7	9	40,882
*Oct. 5, 1996	H-JS	W	45	24	50,594
*Oct. 4, 1997	A-FCS	W	35	14	35,275
*Oct. 3, 1998	H-JS	W	31	29	38,801
*Oct. 23, 1999	A-FCS	W	35	7	27,815
*Oct. 7, 2000	H-JS	W	28	0	40,209
*Oct. 27, 2001	A-FCS	W	63	19	39,110
*Nov. 2, 2002	H-JS	W	62	11	43,243
*Nov. 8, 2003	A-FCS	W	62	14	33,102
*Nov. 6, 2004	H-JS	W	42	17	53,121
*Oct. 29, 2005	A-FCS	W	28	0	43,525
*Nov. 4, 2006	H-JS	W	55	21	51,303
*Nov. 3, 2007	A-FCS	W	38	7	39,015
*Nov. 29, 2008	H-JS	W	35	28	53,470
*Nov. 28, 2009	N%	W	20	13	71,964
*Oct. 9, 2010	N-CB	W	45	38	48,213
*Nov. 26, 2011	N%	L	42	66	51,615
*Nov. 24, 2012	N%	L-OT	45	52	44,168
*Nov. 16, 2013	N%	L	34	63	69,188
*Nov. 29, 2014	N%	L	46	48	54,179
*Oct. 3, 2015	N%	L	35	63	56,179
*Nov. 25, 2016	N%	W	54	35	41,656
*Nov. 11, 2017	N%	W	38	24	34,482
*Nov. 24, 2018	N%	L	24	35	27,308
*Oct. 12, 2019	A-MS	L-2OT	30	33	47,264
*Nov. 14, 2020	H-JS	W	24	23	12,914
*Nov. 27, 2021	A-MS	L	24	27	43,901
*Oct. 29, 2022	H-JS	L	17	45	60,705
*Oct. 7, 2023	A-MS	W	39	14	44,620

KEY:

*Big 12 Conference game | *Southwest Conference game
JS-Jones AT&T Stadium | %-played at AT&T Stadium, Arlington
CB-Cotton Bowl Stadium, Dallas | MS-McLane Stadium, Waco
BS/FCS-played at Baylor Stadium or Floyd Casey Stadium

SERIES NOTEBOOK

INSIDE THE BAYLOR SERIES

- Texas Tech and Baylor will meet for the 83rd time this weekend in a back-and-forth series that Baylor now narrowly leads at 41-40-1 all-time entering this weekend. It is one of the longest-running series in the Big 12 Conference as the two schools have met annually since 1956 dating back to their time in the Southwest Conference.
- Baylor controlled a 19-17 advantage over the Red Raiders during their SWC tenure but immediately lost its next 15 games in the series upon entering the Big 12 in 1996. The Red Raiders are 19-9 against the Bears since the two schools joined the Big 12 as charter members.
- The two schools are in their fifth year of returning the series back to campus sites after playing the previous 10 meetings in the Dallas-Fort Worth metroplex (2009-18). The Red Raiders were only 4-6 against the Bears in DFW during that span with all but one game taking place at AT&T Stadium in Arlington. The two schools hosted the 2010 edition of the game at Cotton Bowl Stadium in Dallas.
- The Red Raiders had won 10 consecutive games against the Bears in Lubbock until Baylor spoiled the Ring of Honor ceremony for Patrick Mahomes II with a 45-17 victory in its last visit to Jones AT&T Stadium in 2022. It marked the lone home loss during Joey McGuire's debut season as head coach as Texas Tech finished 6-1 at home in front of its home crowd. The loss was also the first to Baylor at home since Sept. 29, 1990, when the Bears escaped Lubbock with a 21-15 victory early in that season.
- Texas Tech pounded the Bears on the ground a year ago as Tahj Brooks rushed for 170 yards and a touchdown for a 39-14 victory over the Bears. It was Texas Tech's first victory over Baylor since the series returned to campus sites prior to the 2019 season. The Red Raiders took advantage of six sacks defensively in the win, while limiting Baylor to only 17 rushing yards and just 1-of-6 on fourth downs.
- Texas Tech quarterbacks have thrown for at least 300 yards in 15 of the 24 meetings since the Red Raiders moved to a spread offense first under **Mike Leach** in 2000. The Red Raiders have only hit the 300-yard passing mark once in the past seven meetings, however, which came in 2019 when **Jett Duffey** completed 31-of-42 passes for 362 yards and

a touchdown. It marked the first 300-yard game versus the Bears since **Patrick Mahomes II** threw for 586 yards and six touchdowns in his final game as a Red Raider to close the 2016 season. Mahomes also threw for a then-Big 12 freshman record 598 passing yards and six touchdowns against Baylor in 2014.

TEXAS TECH-BAYLOR CONNECTIONS

- Saturday's contest will mark the third for Texas Tech head coach Joey McGuire against his former school, Baylor. The Bears represented McGuire's first position at the collegiate level as he served in a variety of roles at Baylor, coaching the tight ends from 2017-18, the defensive ends in 2019 and then the outside linebackers in 2020-21. He was promoted to associate head coach before the 2019 season. His son, Garret McGuire (now an assistant coach at Nebraska), was a quarterback for Baylor from 2017-20.
- Texas Tech currently has 12 coaches or support staff members who are either Baylor graduates or previously worked for the Bears at one point. That list consists of three members of the coaching staff in assistant head coach and wide receivers coach Justin Johnson (running backs coach 2020-22), inside linebackers coach Josh Bookbinder (Baylor '09, student assistant 2007-08, defensive quality control 2019-21) and tight ends coach Josh Cochran (graduate assistant 2017-18, quality control 2019). Bookbinder and Cochran were both charter members of McGuire's first staff at Texas Tech in 2022, while Johnson joined prior to the 2023 season following three seasons as the running backs coach with the Bears.
- Additionally, the list of staff members with Baylor ties also includes head strength and conditioning coach Lance Barilow (senior associate director of athletics performance 2021), general manager James Blanchard (Assistant A.D. for scouting 2019 and 2021), director of football operations Quintin Jordan (director of football operations 2019-21), director of player personnel Brian Nance (three-year letterwinner 2014-15, 2017; associate director of player personnel 2019-21), assistant quarterbacks coach Kirk Bryant (graduate assistant 2017-18, quality control assistant 2019-20), assistant inside linebackers coach Taylor Young (four-year letterwinner 2014-17), assistant defensive line coach Cole Maxwell (three-year letterwinner 2020-22), director of external operations

STATISTICAL MATCHUP: TEXAS TECH vs. BAYLOR

CATEGORY	TECH	FBS	BIG 12	BU	FBS	BIG 12
Scoring Offense	39.3	17th	1st	28.0	71st	13th
Total Offense	460.5	23rd	2nd	363.5	90th	15th
Rushing Offense	170.3	61st	8th	135.0	91st	13th
Passing Offense	290.2	23rd	5th	228.5	71st	10th
Scoring Defense	32.3	114th	16th	23.0	64th	7th
Total Defense	456.2	121st	15th	338.7	50th	8th
Rushing Defense	148.2	75th	10th	161.5	88th	13th
Passing Defense	308.8	130th	16th	177.2	26th	5th
3rd Down Conversion Percentage	0.48	16th	3rd	0.38	84th	11th
3rd Down Conversion Percentage Defense	0.39	81st	9th	0.35	45th	2nd
4th Down Conversion Percentage	0.30	127th	16th	0.52	72nd	10th
4th Down Conversion Percentage Defense	0.53	62nd	9th	0.55	73rd	11th
Red Zone Defense	0.82	58th	7th	0.84	73rd	12th
Red Zone Offense	0.93	20th	4th	0.76	108th	14th
QB Sacks Per Game	1.00	118th	15th	2.00	61st	7th
Tackles for Loss	5.0	96th	15th	5.5	71st	11th
Time of Possession	29:05	90th	12th	26:14	125th	15th
Net Punting	38.57	79th	10th	44.59	5th	1st
Punt Returns	4.14	115th	16th	19.3	3rd	1st
Kickoff Returns	24.21	25th	2nd	23.91	27th	3rd
Fewest Penalty Yards Per Game	66.67	101st	14th	57.83	79th	11th
Turnover Margin	+3	36th	5th	-3	97th	11th



Harrison Hanna (associate director of equipment services 2018-21) and head football dietitian Hannah Petersen (Baylor 2020 graduate, nutrition assistant 2020).

■ Bookbinder, in particular, has significant ties to the Bears as he is the grandson of legendary Baylor head coach, Grant Teaff, who remains the school's all-time winningest head coach after compiling a 128-105-6 record over 21 seasons from 1972-92. Bookbinder was previously on the Baylor staff before joining McGuire with the Red Raiders as he was a defensive quality control assistant from 2019-21.

■ Baylor head coach Dave Aranda has experience on the Texas Tech sidelines, meanwhile, as he was a graduate assistant for the Red Raider defense from 2000-02, the first three seasons under the late Mike Leach. He earned his master's degree in interdisciplinary studies from the university in 2002 before accepting the linebackers coach position at Houston for the 2003-04 seasons.

■ Aranda's staff also features a Texas Tech great in Lubbock native and cornerbacks coach Kevin Curtis, who was a two-time All-American and three-time All-Big 12 safety for the Red Raiders from 1998-01. Following his successful playing career, Curtis was drafted in the fourth round of the NFL Draft by the San Francisco 49ers where he spent three seasons. He returned to his alma mater in 2013 as the defensive backs coach under Kliff Kingsbury, a position he held for three seasons. Curtis was formally inducted into the Texas Tech Hall of Fame as part of the 2022 class.

■ Another former Red Raider great is also on the Baylor staff in recruiting and personnel assistant Aaron Hunt, who remains Texas Tech's all-time career sacks leader after recording 34.0 during the 1999-02 seasons. Hunt is a former teammate of Curtis as well as current Texas Tech associate director for player development Sammy Morris, who was a senior during each of their freshman seasons in 1999.

■ There will be a West Texas native at quarterback for both Texas Tech and Baylor this weekend in Behren Morton, an Eastland native who grew up in Lubbock, as well as the Bears' junior Sawyer Robertson, a product of Lubbock Coronado High School. Baylor has one other Lubbock native on its roster in sophomore outside linebacker Kyler Jordan, who previously attended Cooper High School.

■ Texas Tech freshman offensive lineman Garrett Morphis is a 2023 graduate of Waco Midway High School. Morphis spent his final two years of high school in the Waco area after previously growing up in Arkansas.

■ Both defenses this weekend will have a member of its two-deep who previously played at the opposing school. For Texas Tech, that will be junior defensive back A.J. McCarty, who joined the Red Raiders ahead of the 2023 campaign following two seasons with the Bears. McCarty had a key interception in the 2022 matchup between Texas Tech and Baylor as he stepped in front of a pass to return it 18 yards for a touchdown. He also had four tackles and a pass breakup in Baylor's win. McCarty was not eligible for last season's contest as he did not receive an NCAA waiver for immediate eligibility.

■ On the Baylor side, the Bears defense features sixth-year senior outside linebacker Steve Linton, who totaled 22 tackles, 4.5 tackles for loss and 3.0 sacks during his lone season as a Red Raider in 2023. All three of his sacks came in the 2023 meeting between the Red Raiders and Bears where Texas Tech totaled six in the win.

BAYLOR CAREER NOTABLES

■ Tajh Brooks will be facing the Bears for the fifth time in his career Saturday as the senior has combined for 356 rushing yards and four touchdowns on 75 carries over his career. Brooks rushed for a then career-high 170 yards versus the

Bears a year ago off 31 carries to lead the Texas Tech offense. He had 98 yards on the ground via 16 carries in the 2022 matchup between the two schools as well as 40 yards and a touchdown in 2021 and 48 yards and two touchdowns in 2020. Brooks recorded his first career multi-touchdown game of his career in that 2020 victory over the Bears.

■ Charles Esters II had a career game a year ago against the Bears with 2.0 sacks in the win. It marked the first two sacks of Esters' career at the time as he had four tackles overall against the Bears. The Red Raiders got to the quarterback a season-high six times in last season's victory over Baylor.

■ Coy Eakin caught the first touchdown of his career a year ago against Baylor as he was on the receiving end of a 13-yard strike from Behren Morton to close Texas Tech's opening drive. It was one of two catches for 20 yards in the win for Eakin.

■ This will be Behren Morton's third career start versus the Bears as he is a combined 30-for-60 for 332 yards and four touchdowns the past two seasons. He has also rushed for two of his seven career rushing touchdowns against the Bears. Morton was particularly efficient against the Bears a year ago, completing 19-of-26 passes for 180 yards and three touchdowns in the rout.

■ Ben Roberts set a career-high with 2.0 tackles for loss a year ago against the Bears as part of seven tackles. He matched that career high earlier this year in the win over Cincinnati.

RED RAIDER NOTEBOOK

WHAT A WIN WOULD MEAN SATURDAY...

■ Texas Tech will be searching for only its third 4-0 start to Big 12 play in history Saturday when the Red Raiders host Baylor. Texas Tech previously began its Big 12 slate with four-consecutive victories in both 2008 and 2013, finishing with at least eight wins in each of those two seasons.

■ This is only the fifth time in program history that Texas Tech has begun Big 12 play with a 3-0 start. The Red Raiders previously opened their league slate with three-straight wins in not only 2008 and 2013 but also 1998 and 2005. Texas Tech has reached a bowl game in each of its previous four occurrences with a 3-0 conference start.

■ A victory over Baylor would push the Red Raiders to a bowl appearance for a fourth-consecutive season and the 42nd time in program history. Texas Tech leads all Big 12 programs with 41 bowl appearances in its history.

■ A victory over the Bears would also push the Red Raiders to 6-1 on the season, marking the first time Texas Tech won six of its first seven games since that same 2013 season. The Red Raiders started a perfect 7-0 that season before ending the regular season with five-consecutive losses.

TEXAS TECH 3-0 STARTS ALL-TIME IN BIG 12 PLAY

Year	Big 12 Start	Wins	Final Record
2013	4-0	TCU, KU, ISU, WVU	8-5
2008	6-0	KSU, NEB, A&M, KU, UT, OSU	11-2
2005	3-0	KU, NEB, KSU	9-3
1998	3-0	ISU, BU, OSU	7-5

FIRST HALF GOAL ACCOMPLISHED

■ The start to the season was a point of emphasis for Joey McGuire entering this season as the Red Raiders hoped to improve on the 3-3 starts from each of his first two years. Texas Tech will enter the back half of its schedule at 5-1 overall following its road win at Arizona, marking its best record through six games since 2013.

■ The Red Raiders have closed each of the past two seasons on strong notes under McGuire, who is a combined 6-2 in the month of November.

THE LAST MEETING



TEXAS TECH 39, BAYLOR 14

Date: Oct. 7, 2023

Location: Waco, Texas | **Attendance:** 44,620

WACO, TEXAS (AP) - Behren Morton threw for 180 yards with three touchdowns while running for another score, Tajh Brooks ran 31 times for 170 yards and Texas Tech beat Baylor 39-14.

A year after a four-touchdown loss at home against the Bears, Texas Tech (3-3, 2-1 Big 12) took the lead for good when Morton threw a 13-yard TD to Coy Eakin on its first drive. Morton completed 19 of 26 passes, including scoring strikes of 16 and 18 yards to Baylor Cupp on his only catches.

Brooks and Morton both had TD runs in the fourth quarter. It was the fourth consecutive 100-yard rushing game for Brooks, whose 18-yard score made it 32-11.

Blake Shapen was 22-for-38 passing for 324 yards with a 71-yard touchdown to Monaray Baldwin in the fourth quarter for the Bears. Baldwin finished with five catches for 126 yards, but Baylor was held to 17 yards rushing on 30 attempts.

The Red Raiders won this game up front on both sides of the ball. Texas Tech had 11 tackles for loss and six sacks, while Baylor didn't create a negative play until Brooks was stopped for a 1-yard loss in the final five minutes. Texas Tech was 10-for-17 on third-down conversions.

RUSHING: Texas Tech - Brooks, Tajh 31-170; Valdez, Cam/Ron 6-21; Morton, Behren 2-minus 1; TEAM 3-minus, 4. Baylor - Richardson, Domi 9-21; Pendergrass, Daw 2-12; Reese, Richard 4-4; Nabors, Jordan 2-2; Presley, Hal 1-minus 1; TEAM 1-minus 1; Shapen, Blake 11-minus 20.

PASSING: Texas Tech - Morton, Behren 19-26-1-180. Baylor - Shapen, Blake 22-38-0-324.

RECEIVING: Texas Tech - Price, Myles 10-90; Cupp, Baylor 2-34; Eakin, Coy 2-20; McCray, Drae 2-17; White, Xavier 1-9; Bradley, Jerand 1-6; Brooks, Tajh 1-4. Baylor - Baldwin, Monaray 5-126; Pendergrass, Daw 4-41; Dabney, Drake 3-30; Presley, Hal 3-24; Cameron, Josh 2-20; Richardson, Domi 2-18; Nabors, Jordan 1-43; Winfield, Armani 1-15; Jackson Jr., Ket 1-7.

TEAM STATISTICS	TTU	BU
FIRST DOWNS	19	17
RUSHES-YARDS (NET)	42-186	30-17
PASSING YDS (NET)	180	324
Passes Att-Comp-Int	26-19-1	38-22-0
TOTAL OFFENSE PLAYS-YARDS	68-366	68-341
Fumble Returns-Yards	0-0	0-0
Punt Returns-Yards	0-43	0-0
Kickoff Returns-Yards	1-23	5-104
Interception Returns-Yards	0-0	1-0
Punts (Number-Avg)	3-48.0	3-39.7
Fumbles-Lost	1-1	4-1
Penalties-Yards	4-40	1-10
Possession Time	30:04	29:56
Third-Down Conversions	10 of 18	4 of 15
Fourth-Down Conversions	1 of 2	1 of 6
Red-Zone Scores-Chances	6-8	2-3
Sacks By: Number-Yards	6-45	1-11

SERIES SUPERLATIVES

300-YARD PASSING GAMES

Name	Date	C-A	Yards	TDs
Patrick Mahomes II	11/29/14	30-56	598	6
Patrick Mahomes II	11/25/16	30-46	586	6
Graham Harrell	11/4/06	35-52	483	4
Taylor Potts	10/9/10	42-59	462	4
Graham Harrell	11/3/07	37-46	433	3
B.J. Symons	11/8/03	32-47	428	7
Patrick Mahomes II	10/3/15	32-50	415	3
Sonny Cumbie	11/6/04	37-48	397	5
Kliff Kingsbury	11/2/02	34-41	373	3
Jett Duffey	10/12/19	31-42	362	1
Seth Doege	11/24/12	30-40	359	3
Seth Doege	11/26/11	41-55	355	3
Robert Hall	9/29/90	24-47	328	1
Kliff Kingsbury	10/7/00	33-50	322	2
Baker Mayfield	11/16/13	28-51	314	4
Graham Harrell	11/29/08	41-50	309	2

100-YARD RUSHING GAMES

Name	Date	Att.	Yards	TDs
Byron Hanspard	10/5/96	35	287	2
James Hadnot	11/4/78	36	212	0
Cliff Hoskins	11/18/72	37	204	1
Byron Morris	9/25/93	23	174	1
Tahj Brooks	10/7/23	31	170	1
Ricky Williams	10/3/98	29	159	2
Byron Morris	9/26/92	32	157	2
Doug McCutchen	11/14/70	--	155	--
SaRodrick Thompson	10/12/19	28	153	2
Ricky Williams	10/27/01	19	153	4
Jimmy Williams	11/15/75	31	144	0
Timmy Smith	9/29/84	--	139	0
John Gardner	11/17/73	11	138	1
Taurean Henderson	10/29/05	18	136	2
James Hadnot	9/29/79	--	127	0
Shannon Woods	11/4/06	10	125	3
Larry Isaac	11/15/75	20	118	0
Anthony Hutchison	9/26/81	28	117	1
Larry Isaac	11/17/73	13	115	3
Anthony Lynn	9/29/90	22	114	0
Taurean Henderson	11/6/04	16	111	1
Danny Amendola	11/3/07	8	108	0
Rob Peters	10/3/98	19	106	0
Rodney Allison	12/4/76	11	106	2
Don Roberts	11/16/74	23	105	0
Clifton Winston	9/26/87	14	103	1

100-YARD RECEIVING GAMES

Name	Date	Rec.	Yards	TDs
Keke Coutee	11/25/16	8	221	2
Joel Filani	11/4/06	8	212	3
Darrin Moore	11/24/12	13	186	2
Donnie Hart	9/20/97	11	181	1
Trey Haverty	11/6/04	11	158	2
Jakeem Grant	11/29/14	5	155	1
Eric Ward	11/26/11	16	151	2
R.J. Turner	10/12/19	7	138	0
Nehemiah Glover	11/8/03	5	132	1
Bradley Marquez	11/29/14	6	130	3
Mickey Peters	11/8/03	9	130	1
Derrell Mitchell	9/26/92	6	126	1
Larry Gilbert	11/18/67	8	121	n/a
Tony Brown	10/3/15	5	117	1
Travis Koontz	11/27/21	5	117	1
Jarrett Hicks	10/29/05	7	115	0
Eric Ward	11/24/12	9	113	1
Carlos Francis	11/8/03	7	112	2
Dylan Cantrell	11/25/16	9	111	2
Zach Austin	10/3/15	8	110	1
DeAndre Washington	11/29/14	6	107	1
Timmy Smith	9/29/84	6	105	1
Adam James	11/26/11	10	103	0
Lloyd Hill	9/29/91	8	102	0
Jerry Shipley	11/13/65	10	100	n/a

THE ROAD TO 5-1

- Texas Tech's journey to a 5-1 start this season has come despite facing a challenging schedule against opponents that are a combined 25-6 this season in games not involving the Red Raiders. That .806 winning percentage is the highest in the FBS through this past weekend. Texas Tech is the lone loss for two five-win teams in North Texas (5-1) and Arizona State (5-1), while the Red Raiders' one loss came to a similarly 5-1 Washington State team.
- Baylor, meanwhile, enters this weekend at 2-4 overall after facing a schedule where its opponents are a combined 23-8 in games not featuring the Bears. That record ranks tied for second in the Big 12 and tied for fifth in the FBS entering this weekend.

HOME SWEET HOME UNDER MCGUIRE

- Each time the Red Raiders practice inside Jones AT&T Stadium under Joey McGuire, the video boards now on both ends of the field read simply "Protect Jones AT&T." Texas Tech has been effective in front of its home fans under McGuire as the Cincinnati win improved the Red Raiders to 14-3 at home in his two-plus seasons, including a perfect 4-0 mark this year.
- McGuire's 14-3 start (.824) in home games thus far marks the most wins through 17 games all-time among Texas Tech head coaches. McGuire trails only E.Y. Freeland by winning percentage as Texas Tech's first-ever head coach was 13-1-3 early in his tenure. With a win against Baylor, McGuire would move ahead of Freeland by winning percentage as well.
- The win over Cincinnati pushed Texas Tech's home winning streak to six games dating back to the end of the 2023 season. That marks the longest home winning streak since the Red Raiders won a school record 12-consecutive games inside Jones AT&T Stadium over the course of the 2007-09 seasons.
- Texas Tech is concluding a seven-game stretch to start the season where it will play five games at home. It is only the fourth time in the Big 12 era for the Red Raiders to start a season with five of their first seven games at home as Texas Tech also did so in 2000, 2005 and 2016.
- Texas Tech began Big 12 play with consecutive home games, welcoming both Arizona State and Cincinnati in back-to-back weeks. It marked only the second time since joining the Big 12 that Texas Tech opened conference play with consecutive home games as the Red Raiders also did so in 2003 with wins over Texas A&M and Iowa State.

- In its history, Texas Tech has hosted seven or more home games 13 times previously with the most recent being in 2022. The Red Raiders are scheduled to host seven home games in three of the next four seasons as part of its new non-conference scheduling model to prioritize home agreements.

HEAD COACHING RECORDS THROUGH 17 HOME GAMES

Name (Years)	Record	Game No.	18 Result
E.Y. Freeland (1925-28)	13-1-3	L, WT Teachers	
Joey McGuire (2022-)	14-3	--	
Steve Sloan (1975-77)*	13-4	--	
Spike Dykes (1986-99)	13-4	W, vs. TCU	
Pete Cawthon (1930-40)	13-4	L, vs. Hardin-Simmons	
Mike Leach (2000-09)	12-5	W, vs. Baylor	
DeWitt Weaver (1951-60)	12-5	T, vs. Oklahoma A&M	
Jim Carlen (1970-74)	10-7	W, vs. Utah	
Dell Morgan (1941-50)	10-6-1	L, vs. Lubbock AAF	

HOMECOMING IN RAIDERLAND

- Texas Tech is 57-34-3 all-time on Homecoming, which includes a 20-8 mark during the Big 12. The Red Raiders have historically been dominant on Homecoming until recently as Texas Tech has dropped five of its last eight games, including a year ago when Kansas State delivered a 38-21 setback.

- This will be the 13th time in history Texas Tech has hosted Baylor for Homecoming as the Red Raiders are 7-5 in those games with wins in each of the last three meetings. The Bears have not been Texas Tech's Homecoming opponent since 2000 when the Red Raiders blanked Baylor, 28-0. That game had Baylor head coach Dave Aranda on the Red Raiders' sideline.
- Texas Tech's first-ever Homecoming game came in 1930 when the Red Raiders fell to Hardin-Simmons, 20-6, in the final game of the season. That marked only Texas Tech's sixth season fielding a collegiate football program. Baylor was Texas Tech's third-ever Homecoming opponent as the Red Raiders - then known as the Matadors - topped the Bears, 14-2, at home late in the 1932 season.

TEXAS TECH vs. BAYLOR IN HOMECOMING GAMES

Year	Result
2000	W, 28-0
1996	W, 45-24
1992	W, 36-17
1990	L, 15-21
1988	W, 36-6
1986	L, 14-46
1984	L, 9-18
1982	L, 23-24
1978	W, 27-9
1949	L, 7-28
1946	W, 13-6
1932	W, 14-2

TEXAS TECH FOLLOWING OPEN DATES

- Texas Tech is coming off its first of two open weekends on the 2024 schedule as the Red Raiders will receive another open date following the Nov. 9 home game versus Colorado. The Red Raiders are 20-13 during the Big 12 era in the week following an open date with wins in each of the past three seasons and nine of the last 12 contests dating back to the 2015 season. All three of Texas Tech's losses during that span came against ranked opponents with two of those being in road games.
- Texas Tech has won eight-consecutive games following an open date versus unranked foes as the Red Raiders' last loss came in the 2013 regular-season finale at Texas. The Red Raiders are 17-6 over the course of their time in the Big 12 when coming off an open week against an unranked opponent.

RED RAIDERS FOLLOWING OPEN DATES (SINCE 2015)

Year	Opponent	Result
2023	TCU	W, 35-28
2022	West Virginia	W, 48-10
2021	Iowa State	W, 41-38
2020	#8 Texas	L, 56-63 (OT)
2020	West Virginia	W, 34-27
2020	at #23 Oklahoma State	L, 44-50
2019	at #6 Oklahoma	L, 16-55
2019	at West Virginia	W, 38-17
2018	at TCU	W, 17-14
2017	Arizona State	W, 52-45
2016	Kansas	W, 55-19
2015	at Texas	W, 48-45

NAIL BITTERS

- Texas Tech has gone down to the wire to secure four of its five wins this season as the Red Raiders are a perfect 4-0 in games determined by eight points or less. The Red Raiders are now 11-3 in one-possession games under Joey McGuire, a drastic improvement for a program that was only 13-20 in similar contests the seven seasons prior to his arrival. Texas Tech was 4-0 in one-possession games during McGuire's debut season in 2022 before finishing 3-3 a year ago.





THE UNOFFICIAL HOME OF THE THSCA

Since his hire as Texas Tech's head coach, **Joey McGuire** has made it a point to brand the Red Raiders the "unofficial home of the Texas High School Coaches Association." Already a Hall of Famer, himself, McGuire has hired a charter staff filled with experience at both the collegiate and high school levels with four assistant coaches who have previous ties to the THSCA as well as a slew of support staff members.

TEXAS TECH FOOTBALL STAFF WITH THSCA TIES

Name	THSCA Position
Joey McGuire	Cedar Hill Head Coach (2003-16)
Kenny Perry	Arlington Bowie (2006-12)/Halton City (2004-05)/Sam Houston (2000-03)
Josh Cochran	Lindale Asst. Coach (2015)
Justin "Juice" Johnson	Plano West Asst. Coach (2013) / Berkner Asst. Coach (2015)
Zarnell Fitch	Lincoln Head Coach (2013) / Asst. Coach (2011-12)
Jah'Shawn Johnson (Defensive GA)	Ennis Asst. Coach (2020-21)
Brian Nance (Dir. of Scouting)	Temple Asst. Coach (2018)
Dave Martin (Dir. of Player Development)	Cedar Hill Asst. Coach (1999-03)

Texas Tech also has three current student-athletes on its roster whose fathers are prominent high school coaches in the state in Allen's Lee Wiginton, the father of junior wide receiver Haydon Wiginton, Amarillo Tascosa's Ken Plunk, the father of senior defensive back Joseph Plunk and Eastland's James Morton, the father of junior quarterback Behren Morton. Lee Wiginton is the past president of the THSCA.

- Texas Tech has won each of its last seven games determined by eight points or less, marking its longest streak since the NCAA introduced overtime prior to the 1996 season. Six of those victories have come during Big 12 play, including in each of the last three games. Texas Tech and Arizona State are the only FBS teams in the country this season with four wins in one-score games.
- Texas Tech is an impressive 8-1 at home in one-possession games under McGuire with the lone loss coming early in the 2023 season to No. 13 Oregon. The Red Raiders are 3-2 on the road with wins at Iowa State in 2022, at Kansas in 2023 and then Arizona this season.

THE HOTTEST TICKET IN TOWN

- Texas Tech sold out of season tickets for the second-consecutive season in early May as Red Raider fans purchased more than 32,000 season passes for the 2024 campaign. Texas Tech has also sold out of its entire premium seating inventory in all areas of Jones AT&T Stadium, including the new south end zone addition.
- Over his three seasons as head coach, Texas Tech has added more than 13,000 season tickets since McGuire's hiring in November 2021. Texas Tech previously sold 28,000 season tickets for McGuire's debut season in 2022, which, like this year's total, ranks among the top-10 highest season ticket counts in program history.
- Texas Tech had a capacity crowd of 60,229 fans on hand for both its season opener versus Abilene Christian and Cincinnati, two of four advanced sellouts already on the docket for the Red Raiders this season. Texas Tech has announced this weekend's game against Baylor and its Nov. 9 date versus Colorado has already reached sellout status.
- Texas Tech is averaging 59,280 fans through its first three games of the season, which ranks 29th nationally and second in the Big 12 Conference behind only BYU.

TEXAS TECH HOME TICKET STATUS FOR 2024

Date	Opponent	Ticket Status
Aug. 31	Abilene Christian	Sold Out (60,229)
Sept. 14	North Texas	57,865
Sept. 21	Arizona State	58,795
Sept. 28	Cincinnati	Sold Out (60,229)
Oct. 19	Baylor	Sold Out
Nov. 9	Colorado	Sold Out
Nov. 30	West Virginia	Still Available

* indicates an advanced sellout

THE BIG 12 LEADER IN BOWL APPEARANCES

- Texas Tech entered the 2024 campaign as the Big 12's leader in total bowl appearances as the Red Raiders have made 41 in their history, including one in each of the last three seasons. Texas Tech ranks tied for 20th nationally in all-time bowl appearances as the Red Raiders have one more than fellow Big 12 members BYU and West Virginia. The next closest from there is TCU with 36 bowl appearances in its history.
- Texas Tech topped Cal in the Independence Bowl for its third bowl victory in as many years to end the 2023 campaign. It marked only the second time in program history that the Red Raiders ended three-straight seasons with a bowl win, matching the run from 2002-04 when Texas Tech won the Tangerine Bowl over Clemson, the Houston Bowl over Navy and the Holiday Bowl versus No. 4 Cal. Texas Tech's current run began with a 34-7 rout in the 2021 Liberty Bowl, which was followed by a 42-25 victory a year later over Ole Miss in the Texas Bowl to close the debut season under Joey McGuire.
- Texas Tech is the lone Big 12 Conference member and one of only seven schools nationally to win a bowl game in each of the last three seasons, joining the likes of Georgia, Minnesota and Maryland from the power-four ranks as well as Air Force, Fresno State and Western Kentucky. Of that list, the Red Raiders are joined by only Georgia and Maryland who have also defeated a team from a power-four conference each year during that stretch.
- Texas Tech is currently in the midst of its longest bowl streak since its 2000-10 stretch, primarily under Mike Leach. Texas Tech has made a postseason appearance in four-consecutive seasons only twice in its history as, in addition to the run under Leach, the Red Raiders reached a bowl game four-straight years from 1993-96 under Spike Dykes.
- Joey McGuire is the first head coach in program history to lead the Red Raiders to a bowl victory in each of his first two seasons. He previously joined Leach as the only other head coach to push Texas Tech to at least a bowl appearance over the first two seasons of his tenure.

BIG 12 LEADERS IN ALL-TIME BOWL APPEARANCES

School	Appearances
1. Texas Tech	41
2. BYU	40
3. West Virginia	40
4. TCU	36
5. Oklahoma State	34

ON THIS DATE IN HISTORY

TEXAS TECH 37, WEST VIRGINIA 27

Date: Oct. 19, 2013

Location: Morgantown, W.Va. | Attendance: 58,502

Oct.


19

Recap: Texas Tech won its seventh-consecutive game to start the Kliff Kingsbury era with a 37-27 road victory at West Virginia. Davis Webb threw for a freshman school record 462 yards and two touchdowns to lead the Red Raiders, who were making their first-ever trip to Morgantown. He found Jace Amaro for both touchdown passes as he finished with nine catches for 136 yards, including a 10-yard scoring strike with 3:29 remaining to seal the victory. Texas Tech outscored West Virginia by a 14-0 margin in the fourth quarter to push the Red Raiders to 7-0 overall for only the fourth time in program history.

TEXAS TECH ALL-TIME ON OCT. 19

Year	Opponent	Result
2019	Iowa State	L, 24-34
2013	at West Virginia	W, 37-27
2002	Missouri	W, 52-38
1996	No. 5 Nebraska	L, 10-24
1985	Rice	L, 27-29
1974	No. 9 Arizona	W, 17-8
1968	at Mississippi State	T, 28-28
1963	Baylor	L, 17-21
1957	Baylor	L, 12-15
1946	Baylor	W, 13-6

NEXT WEEK'S OPPONENT



Opponent	at TCU
Date / Time	Oct. 26 / TBD
Location	Amon G. Carter Stadium / Fort Worth, Texas
Series Record	Tech leads 33-30-3

LAST 10 MEETINGS WITH TCU

Date	Loc.	W/L	TTU	TCU	Att.
Oct. 25, 2014	A	L	27	82	45,122
Sept. 26, 2015	H-JS	L	52	55	61,283
Oct. 29, 2016	A	W-2OT	27	24	45,619
Nov. 18, 2017	H-JS	L	3	27	51,278
Oct. 11, 2018	A	W	17	14	44,387
Nov. 16, 2019	H-JS	L	31	33	50,459
Nov. 7, 2020	A	L	18	34	12,356
Oct. 9, 2021	H-JS	L	31	52	55,821
Nov. 5, 2022	A	L	24	34	44,760
Nov. 2, 2023	H-JS	W	35	28	51,185

SERIES NOTES

- Texas Tech and TCU will meet for the 67th time in history on Oct. 26 as the Red Raiders lead the all-time series with a 33-30-3 advantage. This will be the 11th meeting between the two former Southwest Conference foes since the Horned Frogs joined the Big 12 prior to the 2012 season.
- The Red Raiders are 3-3 in road games since the Horned Frogs joined the Big 12 prior to the 2012 season. TCU has won each of the last two games in Fort Worth, knocking off the Red Raiders with a 34-18 victory in 2020 and a 34-24 win in 2022.
- Texas Tech kicked off a three-game winning streak in the month of November last season with a 35-28 victory over the Horned Frogs. The win snapped a four-game losing streak to the Horned Frogs, the longest in the series against TCU.

BIG 12 CONFERENCE STANDINGS

	CONF	PCT.	OVERALL	STK
Texas Tech	3-0	1.000	5-1	W3
BYU	3-0	1.000	6-0	W6
Iowa State	3-0	1.000	6-0	W6
Arizona State	2-1	.667	5-1	W2
Kansas State	2-1	.667	5-1	W2
Cincinnati	2-1	.667	4-2	W1
Colorado	2-1	.667	4-2	L1
West Virginia	2-1	.667	3-3	L1
Utah	1-2	.333	4-2	L2
Arizona	1-2	.333	3-3	L2
UCF	1-2	.333	3-3	L3
TCU	1-2	.333	3-3	L1
Houston	1-2	.333	2-4	W1
Oklahoma State	0-3	.000	3-3	L3
Baylor	0-3	.000	2-4	L3
Kansas	0-3	.000	1-5	L5

BIG 12 UPCOMING SCHEDULE

WEEK 8

FRIDAY, OCTOBER 18

Oklahoma State at BYU (ESPN) 9:15 p.m.

SATURDAY, OCTOBER 19

Arizona State at Cincinnati (ESPN+) 11 a.m.

Houston at Kansas (ESPN+) 2:30 p.m.

Baylor at Texas Tech (ESPN2) 3 p.m.

Colorado at Arizona (FOX) 3 p.m.

Kansas State at West Virginia (FOX) 6:30 p.m.

UCF at Iowa State (FS1) 6:30 p.m.

TCU at Utah (ESPN) 9:30 p.m.

WEEK 9

SATURDAY, OCTOBER 26

Oklahoma State at Baylor (ESPN+) 2:30 p.m.

Cincinnati at Colorado (ESPN) 9:15 p.m.

Texas Tech at TCU TBA

BYU at UCF TBA

Utah at Houston TBA

West Virginia at Arizona TBA

Kansas at Kansas State TBA

Arizona State Open Date

Iowa State Open Date

WEEK 10

SATURDAY, NOVEMBER 2

Texas Tech at Iowa State TBA

Arizona at UCF TBA

Kansas State at Houston TBA

Arizona State at Oklahoma State TBA

TCU at Baylor TBA

BYU Open Date

Cincinnati Open Date

Colorado Open Date

Kansas Open Date

Utah Open Date

West Virginia Open Date

RED RAIDERS NOTCH WIN NO. 600

■ The Red Raiders secured their 600th all-time win against Arizona State as Texas Tech is now 602-482-32 over its 99-plus seasons of football. Among power conference schools founded since 1900, it is the third-most wins nationally, trailing only Miami (660) and UCLA (631).

FIVE RED RAIDERS NAMED TEAM CAPTAINS

■ Joey McGuire announced back in January the naming of five team captains for the 2024 season in senior running back Tahj Brooks, senior offensive lineman Caleb Rogers, junior quarterback Behren Morton, junior linebacker Jacob Rodriguez and senior linebacker Bryce Ramirez. The five captains, all previous members of McGuire's leadership committee during the 2023 season, were tasked with identifying and developing new leaders for the football program throughout spring practices as well as enhancing Texas Tech's player-led culture. This is the first time during McGuire's tenure he has named set captains as he previously relied on a leadership committee of upperclassmen from each position group.

DEGREES IN HAND

■ The Red Raiders will enter the 2024 season with 20 student-athletes who are current college graduates, including 16 who earned their degree from Texas Tech University.

COLLEGE GRADUATES ENTERING 2024 SEASON

Name	Degree
Brady Boyd	University Studies
Tahj Brooks	Sport Management
Jordan Brown	University Studies
Reese Burkhardt	University Studies
Sam Carrell	University Studies
De'Braylon Carroll	Sport Management*
Jalin Conyers	Liberal Studies*
Gino Garcia	University Studies
James Hansen	Interdisciplinary Studies*
Drew Hocutt	Management
Jaxon Hughes	History*
Josh Kelly	Humanities*
Quincy Ledet Jr.	University Studies
Trent Low	Finance
Bralyn Lux	University Studies
Joseph Plunk	Sport Management
Bryce Ramirez	Information Technology
Caleb Rogers	University Studies
Vinny Sciury	Communications Studies*
Haydon Wiginton	Sport Management

* indicates degree earned prior to arrival at Texas Tech

HELMET COMMUNICATION NOT NEW HERE

■ One of the major rule changes for the 2024 football season will be the implementation of helmet communications. Texas Tech offensive coordinator Zach Kittley will be able to speak directly to quarterback Behren Morton up to the 15-second on the play clock. On the defensive side, coordinator Tim DeRuyter will send the play in through inside linebacker Jacob Rodriguez, who will call it out to the secondary and front seven.

■ Texas Tech is one of only a handful of teams with experience using headset communications as the Red Raiders utilized it this past season in the Independence Bowl. In fact, Texas Tech and Cal were the first teams to roll out the new technology during bowl season as 14 different games either used helmet communications or sideline smart tables.

AMENDOLA PART OF HALL OF FAME CLASS

■ Legendary Texas Tech wide receiver and return specialist Danny Amendola will be among the six inductees to the Texas Tech Hall of Fame during a Nov. 8 ceremony at Lubbock Memorial Civic Center. The entire class will be honored the following day during an on-field recognition against Colorado.

■ Amendola was a three-time All-Big 12 honoree, earning first-team accolades as a punt returner in 2004. He remains one of the best wide receivers in school history after catching 204 passes for 2,246 yards and 15 touchdowns over his four seasons, ending his tenure in scarlet and black as one of only the five Red Raiders at the time to record 200 career receptions. Amendola still ranks as one of only three Red Raiders in program history to total more than 100 returns and 1,000 punt return yards in a career.

HOMETOWN PRIDE

■ Texas Tech will continue to recognize the hometowns of every student-athlete on its roster this season with a special decal on the back of each gameday helmet. The decal will feature a throwback Masked Rider logo with the area code associated with each student-athlete's hometown as part of an initiative started in 2022 by head coach Joey McGuire.

FROM ACROSS THE WORLD TO LUBBOCK

■ Texas Tech has three international student-athletes on its roster this season in Australian punter Jack Burgess, defensive back Devynn Cromwell, a native of Canada, and offensive lineman Maurice Rodrigues, who grew up in the country of Jamaica before moving to California in high school. The Red Raiders had not previously boasted an international student-athlete on its roster since Australian punter Dominic Panazzolo from 2017-18 and before that since Patrice Majondo-Mwamba, a native of Belgium, ended his Red Raider career in 2004.

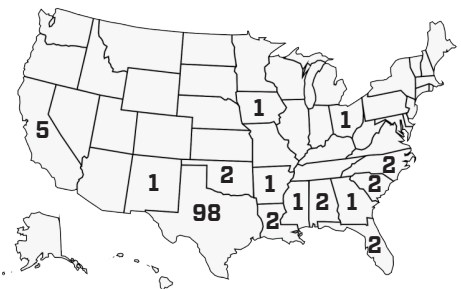
IT'S ALL (WEST) TEXAS

Since his arrival at Texas Tech, Joey McGuire has made it clear the Red Raiders will be built by the best talent the Lone Star State has to offer. Texas Tech boasts 98 players on its roster from the state of Texas alone, which leads all power-five programs and ranks second among all FBS programs in the state.

NUMBER OF TEXAS NATIVES ON FBS ROSTERS

Texas Tech	98
Sam Houston State	98
North Texas	95
UTSA	91
TCU	89
Texas A&M	85
Texas	78
SMU	78
Baylor	76

Note: Numbers are reflective of active rosters on Aug. 19.



International: 2





SOUTH END ZONE & WOMBLE FOOTBALL CENTER

THE NEW HOME OF TEXAS TECH FOOTBALL

- Texas Tech will officially open the South End Zone and Dustin R. Womble Football Center project this season, featuring more than 340,000 combined square feet of space with a blend of world-class modern design and technology elements with Spanish Renaissance architecture well known to Texas Tech supporters. The \$242 million project marks the largest contiguous football facility in the country, connecting the south end zone building to the Womble Football Center and the Sports Performance Center, which opened in 2017 as Texas Tech's indoor football practice facility and indoor track and field venue.
- Joey McGuire and his staff moved into their new coaches' offices on the second floor of the south end zone building in July, giving them a stunning view overlooking Cody Campbell Field at Jones AT&T Stadium. The office location places McGuire and his staff steps from each position room and the skybridge connected to the Womble Football Center where offensive and defensive breakout rooms will be located as well as a team meeting space and a state-of-the-art walkthrough area on the second level.
- Texas Tech is slated to open the Womble Football Center side of the project this fall as the two-story building will maintain its football strength and conditioning, sports medicine and equipment areas on the main level as part of the new layout. The Red Raiders' main locker room will be located in the Womble Football Center, which includes space for 120-plus athletes and modern primary designs from Hollman that are fully ventilated and contain USB charging ports and DreamSeat technology for every player.
- The second floor of the Womble Football Center will feature a revolutionary 4,500-plus square foot multi-purpose walkthrough area designed for large-scale indoor team strategy implementation, instruction and technique evaluation only a few steps from the team meeting space and position rooms. The space will feature a 25-by-20 yard turf surface in front of a 70-foot wide by 10.5-foot high LED screen that will be the largest in both college football and the NFL for walkthrough areas. The LED screen will allow Texas Tech's coaches to simulate an opponent's formation and scheme, giving the Red Raiders real-time feedback through the advanced technology during game preparations.
- Texas Tech will boast a 15,000-square-foot, two-level weight room once completed, one of the largest in college football. The weight room area is located in the southwest corner of the Womble Football Center, giving the Red Raiders direct access into the Sports Performance Center and the outdoor practice fields.
- The entire facility will significantly upgrade the amenities provided to the Red Raiders on a daily basis, notably with a

- two-story players' lounge, the "Uncommon Man" barber sharp, a state-of-the-art hydrotherapy recovery suite and a primary 12,000-square-foot locker room located in the Womble Football Center.
- The 2024 season will mark the return of the iconic Double T scoreboard, a landmark on the Texas Tech campus since 1978. As part of the project, Texas Tech constructed a new Double T scoreboard to sit atop the new south end zone building, using the same dimensions as its previous model but placing it at a much higher elevation. The new Double T scoreboard is now 115 feet off the ground at its peak, giving students and alumni stunning views at various locations throughout campus.
 - The Red Raiders enter Jones AT&T Stadium each gameday through the Gary Petersen Field Club, a 12,000-square-foot premium space that is among the first of its kind in college football. It is one of several new premium areas as Texas Tech has added 17 new luxury suites to go along with 500 club and loge box seats and two spacious party decks. Texas Tech now boasts 102 premium suites throughout Jones AT&T Stadium to go along with more than 2,500 club and loge box seat options.
 - Texas Tech debuted a new team entrance during its Aug. 31 season opener against Abilene Christian as the Red Raiders will now enter behind the south goalpost prior to kickoff. The iconic Masked Rider saddle is located in the Gary Petersen Field Club, giving fans an opportunity to see the Red Raiders touch it one final time on their way into the stadium.
 - In addition to the large-scale construction, Texas Tech also enhanced its gameday experience as part of the project, adding nine LED displays through Daktronics as well as a state-of-the-art sound system by Clair Audio, a national leader in large venue audio production. The added LED displays include the main videoboard on the north end of the stadium, expanding it to 37-feet high by 136-feet wide in size with 10-millimeter pixel spacing for excellent image clarity and contrast. Texas Tech also constructed two new video displays atop its south end zone measuring 28-feet high by 48-feet wide, featuring content zoning abilities that are already a staple of the north end zone videoboard. All three new videoboards feature 10mm pixel pitch, providing every fan in the 60,000-plus seat stadium with the highest resolution display in college football.
 - The opening of the South End Zone Building to Jones AT&T Stadium officially closed The Campaign for Fearless Champions, one of the most-successful fundraising initiatives in university history that raised more than \$500 million to transform Texas Tech's athletic facilities across every sport, while also pouring resources into the student-athlete experience through scholarship endowments and the creation of the J.T. and Margaret Talkington Office of Student-Athlete Development.

JONES AT&T STADIUM
STADIUM QUICK FACTS

First Game	Nov. 29, 1947
Result	Tech 14, Hardin Simmons 6
All-Time Stadium Record	281-153-6
First Game on Artificial Turf	Sept. 12, 1970
Result	Tech 21, Tulane 14
Capacity	60,299
Surface (Year of Installation)	Hellas Matrix Helix (2023)
Luxury Suites	102
Club Seats	1,644
Winning Seasons	61

HOME RECORDS

Most Points in Season	367 (2005)
Fewest Points in Season	20 (1928)
Most Points (Game)	120 vs. Wayland (1925)
Most Points Since 1950	80 vs. Sam Houston St. (2005)
Most Opponent Points	70, vs. Oklahoma St. (2015)
Most Combined Points	125 (OU 66, Tech 59, 2016)
Largest Margin of Victory	120, vs. Wayland (1925)
Largest Margin of Victory (Since 1950)	77-0, vs. Lamar (2018)
Home Wins in a Season	7 (1965, 2005, 2008)
Home Losses in a Season	5 (1944*, 1950)
Longest Home Winning Streak	13 Games (1939-42)*
Longest Home Losing Streak	6 Games (1943-44)*
Average Home Attendance	58,934 (2014)
Average Home Student Attendance	11,249 (2013)

* indicates time period before Jones AT&T Stadium

LARGEST CROWDS IN HISTORY

Attend	Game	Season
61,836	Tech vs. Oklahoma State	2013
61,283	Tech vs. TCU	2015
60,997	Tech vs. Texas State	2013
60,975	Tech vs. Texas	2022
60,961	Tech vs. Texas	2014
60,901	Tech vs. Oklahoma State	2017
60,879	Tech vs. Texas	2012
60,803	Tech vs. Texas	2016
60,800	Tech vs. Oklahoma	2012
60,778	Tech vs. Central Arkansas	2014
60,705	Tech vs. Baylor	2022
60,478	Tech vs. Oklahoma	2016
60,454	Tech vs. Oklahoma	2018
60,454	Tech vs. Texas	2018
60,454	Tech vs. Texas	2010
60,454	Tech vs. Oklahoma State	2010
60,277	Tech vs. Arkansas	2014
60,229	Tech vs. Abilene Christian	2024
60,229	Tech vs. Cincinnati	2024
60,097	Tech vs. Stephen F. Austin	2016
60,073	Tech vs. Sam Houston State	2015
59,260	Tech vs. Iowa State	2011
59,014	Tech vs. Oklahoma	2014
58,955	Tech vs. New Mexico	2012
58,795	Tech vs. Arizona State	2024
58,702	Tech vs. TCU	2013
58,547	Tech vs. Arizona State	2017
58,502	Tech vs. West Virginia	2014
58,416	Tech vs. Texas A&M	2011
57,865	Tech vs. North Texas	2024
57,733	Tech vs. Texas A&M	2009

BROOKS CAREER STATS

RUSHING	G	Att	Yds	TD	Lg	Avg/C	Avg/G
2020	10	69	255	4	28	3.7	25.5
2021	9	87	568	7	67	6.5	63.1
2022	13	147	691	7	37	4.7	53.2
2023	13	290	1,538	10	46	5.3	118.3
2024	5	124	679	7	35	5.5	135.8
Totals	50	717	3,731	35	67	5.2	74.6

RECEIVING	G	Rec	Yds	TD	Lg	Avg/C	Avg/G
2020	10	13	61	0	16	4.7	6.1
2021	9	6	52	0	18	8.7	5.8
2022	13	26	164	1	17	6.3	12.6
2023	13	29	72	0	12	2.5	5.5
2024	5	6	15	0	7	2.5	3.0
Totals	50	80	364	1	18	4.6	7.3

HANSPARD TRACKER

OPPONENT	Carries	Yards	Avg.	TDs
Abilene Christian	27	153	5.7	1
Washington State	--	DNP	--	--
North Texas	17	109	6.4	1
Arizona State	27	117	4.3	0
Cincinnati	32	172	5.4	2
Arizona	21	128	6.1	3
Baylor	--	--	--	--
TCU	--	--	--	--
Iowa State	--	--	--	--
Colorado	--	--	--	--
Oklahoma State	--	--	--	--
West Virginia	--	--	--	--
Season Totals	124	679	5.5	7
Career Totals	717	3,731	5.2	35
Hanspard Totals	760	4,219	5.6	29

CAREER 100-YARD GAMES

Date	Rush Yards	Opponent
Nov. 18, 2023	182	UCF
Sept. 28, 2024	172	Cincinnati
Oct. 7, 2023	170	Baylor
Sept. 16, 2023	158	Tarleton State
Aug. 31, 2024	153	Abilene Christian
Sept. 23, 2023	149	West Virginia
Nov. 2, 2023	146	TCU
Sept. 4, 2021	134	Houston
Nov. 11, 2023	133	Kansas
Oct. 5, 2024	128	Arizona
Sept. 21, 2014	117	Arizona State
Sept. 14, 2024	109	North Texas
Dec. 28, 2021	107	Mississippi State
Oct. 22, 2022	107	West Virginia
Sept. 11, 2021	103	Stephen F. Austin
Oct. 21, 2023	101	BYU
Sept. 30, 2023	101	Houston

CAREER HIGHS

Rushing Attempts	33, at Kansas (2023)
Rushing Yards	182, vs. UCF (2023)
Rushing Touchdowns	3, vs. Murray State (2022)
Longest Rush	67, vs. Stephen F. Austin (2021)
Receptions	5, three times, vs. Cal (2023)*
Receiving Yards	44, at N.C. State (2022)
Receiving Touchdowns	1, vs. Texas (2022)
Longest Reception	18, vs. Iowa State (2021)
Longest Kick Return	21, at Oklahoma (2021)

* Indicates most recent high



ONE OF THE NATION'S TOP RUNNING BACKS

Tahj Brooks entered the national picture as one of the nation's top running backs last season after ranking fourth for both rushing yards and rushing yards per game with 1,538 yards on the ground. Brooks, just the fifth Red Raider in program history to rush for 1,500 yards in a season, is back in the national picture again this season as he is again fourth in the FBS with 135.8 rushing yards per game entering this weekend's trip to Arizona.

Brooks has reached the 100-yard mark in all five games this season as he has totaled 679 rushing yards. He now has 3,731 rushing yards for his career, which ranks second in the FBS among active players behind only Marquez Cooper of San Diego State. Brooks, who has rushed for at least 95 yards in 16-consecutive games, is one of three FBS players currently in the country with 3,500 career rushing yards and 30 rushing touchdowns.

NCAA FBS ACTIVE CAREER RUSHING LEADERS

Name (School)	Yards	TDs
1. Marquez Cooper (San Diego State)	4,526	39
2. Tahj Brooks (Texas Tech)	3,731	35
3. Devin Neal (Kansas)	3,661	38
4. Nate Noel (Missouri)	3,545	20
5. Ashton Jeanty (Boise State)	3,416	38

BROOKS ON PACE TO SNAP RUSHING RECORD

- Tahj Brooks has put the Texas Tech career rushing mark squarely in his sights after a strong start to the 2024 season where he is averaging 17.5 rushing yards more per game than his memorable 2023 campaign. Brooks enters this weekend needing 488 rushing yards over the final six regular season games and possible bowl to match Byron Hanspard's career record that was set after his 1996 Doak Walker Award season.
- Brooks moved into third place on the Texas Tech career chart at Arizona as he now has 3,731 career rushing yards. He is now 335 rushing yards shy of matching James Gray for second all-time. Gray is the only other Red Raider to rush for 4,000 yards in a career as he totaled 4,066 yards on the ground over his career from 1986-89.
- Brooks will have his shot at an additional Texas Tech career category as he needs 72 rushing attempts this season to match Hanspard's school record. Brooks is averaging 24.8 carries per game this season and ranks seventh in the FBS with 124 total rushing attempts.
- Brooks has combined for five rushing touchdowns the past two games, giving him 35 now for his career, which moves him into sixth all-time in program history. He is one shy of matching Ricky Williams for fifth all-time in program history and two more from tying Byron "Bam" Morris for fourth place.

100-YARD GAMES ARE JUST ROUTINE NOW

- Brooks has registered 13 different 100-yard games over his last 16 outings dating back to the 2023 season. In the three games he has not eclipsed 100 yards during that span, Brooks recorded at least 95 yards in each contest, which matches the second-longest streak in the FBS since 1996. Only former Minnesota rusher Mohamed Ibrahim has recorded a longer streak as he went 19-consecutive games from 2020-22.
- Brooks has 17 career games with 100 or more yards, which is third all-time in program history, trailing only Byron Hanspard with 21 and James Gray with 18.

MOST CONSECUTIVE GAMES WITH 95+ RUSHING YARDS

Name (School)	Years	Games
1. Mohamed Ibrahim (Minnesota)	2020-22	19
2. Ka'Deem Carey (Arizona)	2012-13	16
DeWayne McBride (UAB)	2021-22	16
Tahj Brooks (Texas Tech)	2023-present	16
5. Three Others	--	15

Source: OptaStats (data reflective since 1996)

THE BIG 12'S LEADING RUSHER SINCE 2023

- Brooks has rushed for at least 100 yards in all five games this season as he is averaging 135.8 rushing yards per game, which leads the Big 12 and ranks third in the FBS. Not only is Brooks the Big 12 leader in rushing yards per game this season, but he has also totaled the most rushing yards among conference rushers since the start of the 2023 season.

BIG 12 RUSHING LEADERS SINCE START OF 2023 SEASON

Name (School)	Games	Yards
1. Tahj Brooks (Texas Tech)	18	2,217
2. Ollie Gordon (Oklahoma State)	20	2,116
3. R.J. Harvey (UCF)	19	2,110
4. D.J. Giddens (Kansas State)	19	2,012

NEWS & NOTES ON THE BIG 12'S TOP RUSHER

- Despite missing the Washington State road trip, Brooks is only nine rushing yards shy of his total through Texas Tech's sixth game of the season a year ago. Brooks ended the 2023 season averaging 118.3 rushing yards per game, exactly 17.5 yards shy of his current average.
- Brooks has found the end zone on the ground in 13 of his last 15 games played dating back to last season as he failed to do so only in the 2023 regular-season finale at Texas and in the Big 12 opener versus Arizona State.
- Brooks has recorded eight carries of at least 20 yards already this season, one shy of his career high for a season that was set only a year ago. He broke loose on three carries of at least 20 yards for the first time in his career in the win over North Texas, marking a single-game career high.
- Brooks has forced 29 missed tackles this season, which has created 433 yards after contact, according to *Pro Football Focus*. Brooks, who led the FBS in missed tackles forced a year ago, currently ranks 14th in the FBS for yards after contact despite playing one less game than the top 15 rushers.
- Brooks has hit the 100-yard mark on yards after contact alone three times this season, finishing with 100 yards due to missed tackles against both Abilene Christian and Arizona and then 110 yards against Cincinnati. The performance versus the Wildcats marked the sixth time in his career that he notched 100 of his rushing yards after contact.
- Ask just about anyone in the Texas Tech football office, and they'll likely brag about Brooks' ability as a pass blocker just as much as his rushing skills. Over his career, Brooks has given up only two sacks in 226 career pass-blocking opportunities.





BROOKS IN THE RECORD BOOKS

TEXAS TECH CAREER RUSHING LEADERS

Name (Years)	Yards
1. Byron Hanspard (1994-96)	4,219
2. James Gray (1986-89)	4,066
3. Tahj Brooks (2020-present)	3,731
4. Ricky Williams (1997-01)	3,661
5. Byron Morris (1991-93)	3,545
6. DeAndre Washington (2011-15)	3,411
7. Taurean Henderson (2002-05)	3,241
8. James Hadnot (1976-79)	2,794
9. SaRodorick Thompson Jr. (2018-22)	2,664
10. Larry Isaac (1973-76)	2,664

TEXAS TECH CAREER RUSHING ATTEMPTS LEADERS

Name (Years)	Att.
1. Ricky Williams (1997-01)	789
2. Byron Hanspard (1994-96)	760
3. James Gray (1986-89)	742
4. Tahj Brooks (2020-present)	717
5. Byron Morris (1991-93)	638
6. DeAndre Washington (2011-15)	605
7. Taurean Henderson (2002-05)	577
8. SaRodorick Thompson Jr. (2018-22)	540
9. Larry Isaac (1973-76)	538
10. James Hadnot (1976-78)	532

TEXAS TECH SINGLE-SEASON RUSHING LEADERS

Name (Year)	Yards
1. Byron Hanspard (1996)	2,084
2. Byron Morris (1993)	1,752
3. Ricky Williams (1998)	1,582
4. Tahj Brooks (2023)	1,538
5. James Gray (1989)	1,509
6. DeAndre Washington (2015)	1,492
7. Byron Hanspard (1995)	1,374
8. James Hadnot (1979)	1,371
9. James Hadnot (1978)	1,369
10. Byron Morris (1992)	1,279

TEXAS TECH SINGLE-SEASON RUSHING ATTEMPTS

Name (Year)	Att.
1. Byron Hanspard (1996)	339
2. Ricky Williams (1998)	336
3. Byron Morris (1993)	298
4. Tahj Brooks (2023)	290
5. James Hadnot (1979)	273

TEXAS TECH CAREER 100-YARD GAMES LEADERS

Name (Years)	Games
1. Byron Hanspard (1994-96)	21
2. James Gray (1986-89)	18
3. Tahj Brooks (2020-present)	17
4. Byron Morris (1991-93)	16
5. James Hadnot (1976-79)	13
6. Ricky Williams (1997-01)	11

TEXAS TECH CAREER RUSHING TOUCHDOWN LEADERS

Name (Years)	Att.
1. James Gray (1986-89)	52
2. Taurean Henderson (2002-05)	50
3. SaRodorick Thompson Jr. (2018-22)	40
4. Byron Morris (1991-93)	37
5. Ricky Williams (1997-01)	36
6. Tahj Brooks (2020-present)	35
7. Shannon Woods (2005-08)	33
8. Bobby Cavazos (1951-53)	32
9. Larry Isaac (1973-76)	31

BIG 12 CAREER RUSHING YARDS LEADERS

Name (School, Years)	Yards
1. Cedric Benson (Texas, 2001-04)	5,540
...	
8. Adrian Peterson (Oklahoma, 2004-06)	4,045
9. Breece Hall (Iowa State, 2019-21)	3,941
10. Darren Davis (Iowa State, 1996-99)	3,763
Approaching:	
Tahj Brooks (2020-present)	3,731

NUMBERS TO KNOW

- 488
- Number of rushing yards Brooks needs this season to match Byron Hanspard's career rushing record.
- 125
- Number of missed tackles Brooks has forced since start of the 2023 season, according to PFF.
- 81.3
- Number of yards Brooks must average the rest of the regular season to match Hanspard's record.
- 72
- Carries needed by Brooks this season to tie Ricky Williams' rushing attempts school record.
- 32
- Number of rushing yards needed against Baylor to enter the top 10 in Big 12 Conference career history.
- 17.5
- Rushing yards per game more Brooks is averaging this season compared to 2023.
- 16
- Brooks has rushed for at least 95 yards over his last 16-consecutive games.
- 13
- Brooks has registered 12 different 100-yard rushing games in his last 16 outings dating back to 2023.
- 5th
- Became only the fifth Red Raider in program history to rush for 1,500 yards in a season in 2023.
- 4th
- Looking to become the fourth Red Raider all-time to lead the team in rushing over four different seasons.
- 4th
- Brooks is only the fourth player since 1996 to rush for at least 95 yards over 16-consecutive games.
- 2nd
- Ranks second among active FBS running backs in career rushing yards entering this weekend.
- 2
- Allowed only two career sacks in 239 pass blocking opportunities, according to PFF.
- 1st
- Leads all Big 12 rushers with 2,217 combined rushing yards since the start of the 2023 season.
- 1
- Needs only one rushing touchdown to tie Ricky Williams for fifth all-time in program history.

AWARDS & HONORS

- 2024 Doak Walker Award Watch List
- 2024 Walter Camp Award Preseason Watch List
- 2024 Wuerffel Trophy Candidate
- 2024 Maxwell Award Preseason Watch List
- 2024 Earl Campbell Tyler Rose Award Watch List
- 2024 All-Big 12 Preseason Team
- 2024 Phil Steele Preseason All-Big 12 First Team
- 2024 Phil Steele Preseason Second Team All-American
- 2024 Sporting News Preseason Second Team All-American
- 2024 ESPN Preseason Second Team All-American
- 2024 Walter Camp Preseason All-America Second Team
- 2024 Phil Steele Preseason All-America Third Team
- 2024 DCTF Preseason All-Texas First Team
- 2024 DCTF Preseason All-Texas Top Running Back
- 2023 All-Big 12 First Team
- 2023 Doak Walker Award Semifinalist
- 2023 Earl Campbell Tyler Rose Award Semifinalist
- 3-time Academic All-Big 12 First Team Honoree (2021-23)

BROOKS IN THE RANKINGS

Category	Total	NCAA	Big 12
All-Purpose Yards/Game	118.0	9th	4th
Rushing Yards per Carry	5.48	54th	10th
Rushing Touchdowns	7	18th	3rd
Rushing Yards	679	11th	4th
Rushing Yards per Game	135.8	3rd	1st
Total Touchdowns	7	28th	3rd
Rushes 10+ Yards	21	T-14th	T-3rd
Rushes 20+ Yards	8	T-6th	T-2nd



IT'S ALWAYS TAHJ TIME IN WEST TEXAS

Texas Tech has launched TahjTime.com, a promotional website for Red Raider senior running back Tahj Brooks for both national awards and to track his progress towards Byron Hanspard's career rushing record during his final season. The website, which plays off Brooks' popular celebration following each touchdown, debuted prior to his appearance at Big 12 Media Days in July and will be updated regularly throughout the 2024 season.

MORTON BY THE NUMBERS

CAREER STATS

PASSING	G	Cmp	Att	Int	Yds	TD	Lg	Pct	Avg/G	Effic.
2021	2	1	3	0	0	0	0	33.3	0.0	33.3
2022	9	96	169	6	1,117	7	55	56.8	124.1	118.9
2023	10	182	293	8	1,757	15	49	62.1	175.7	123.9
2024	6	139	221	2	1,640	14	70	62.9	273.3	144.3
Totals	27	418	686	16	4,514	36	70	60.9	167.2	128.9

RUSHING	G	Att	Yds	TD	Lg	Avg/C	Avg/G
2021	2	2	15	0	17	7.5	7.5
2022	9	42	79	2	15	1.9	8.8
2023	10	46	3	4	14	0.1	0.3
2024	6	18	9	1	26	0.5	1.5
Totals	27	108	106	7	26	1.0	3.9

CAREER 300+ YARD PASSING GAMES

Date	Pass Yards	Opponent
Oct. 8, 2022	379	at Oklahoma State
Aug. 31, 2024	378	Abilene Christian
Oct. 22, 2022	325	vs West Virginia
Sept. 7, 2024	323	at Washington State

SINGLE-GAME CAREER HIGHS

Total Offense Attempts	79, at Oklahoma State (10/8/22)
Total Offense Yards	432, at Oklahoma State (10/8/22)
Pass Completions	39, at Oklahoma State (10/8/22)
Pass Attempts	62, at Oklahoma State (10/8/22)
Pass Yards	379, at Oklahoma State (10/8/22)
Passing Touchdowns	5, vs. Abilene Christian (8/31/24)
Longest pass	70, vs. North Texas (9/14/24)
Had Intercepted	3, two times
Rush Attempts	17, at Oklahoma State (10/8/22)
Rush Yards	53, at Oklahoma State (10/8/22)
Rush Touchdowns	1, seven times, vs. North Texas (9/14/24)
Long Rush	26, vs. Cincinnati (9/28/24)

* Indicates most recent high

TEAM CAREER MILESTONES

Below is a listing of Red Raiders approaching various career statistical milestones entering this weekend.

NAME	MILESTONE	CURRENT TOTAL
C.J. Baskerville	200 career tackles	188
C.J. Baskerville	40 career games played	39
Tahj Brooks	750 career rushing attempts	717
Tahj Brooks	4,000 career rushing yards	3,731
Tahj Brooks	40 career total touchdowns	36
De'Braylon Carroll	250 career tackles for loss	21.5
De'Braylon Carroll	50 career games played	48
Jalin Conyers	1,000 career receiving yards	968
Jalin Conyers	100 career receptions	88
Gino Garcia	50 career games played	48
Gino Garcia	150 career PATs	147
Gino Garcia	60 career made field goals	58
Josh Kelly	200 career receptions	192
Josh Kelly	3,000 career receiving yards	2,742
Josh Kelly	50 career games played	44
Bralyn Lux	30 career passes defended	29
Drae McCray	20 career receiving touchdowns	19
Drae McCray	3,500 career all-purpose yards	3,481
Behren Morton	5,000 career passing yards	4,514
Behren Morton	700 career passing attempts	686
Ben Roberts	200 career tackles	152
Jacob Rodriguez	150 career tackles	116
Caleb Rogers	50 career games started	48



MORTON FINDING MORE WAYS TO WIN

Texas Tech is now 11-2 since the start of the 2023 season in games Behren Morton starts and finishes, which includes an 8-1 mark at home. Morton, who took over as QB1 in the fifth game of the 2023 season, has finished with at least a 60 percent completion percentage in all but two of those 11 wins and was above 70 percent in five different victories against Baylor (73.1), TCU (77.8) and Kansas (76.0) a year ago and versus ACU (71.4) and North Texas (79.0) this season.

Morton, who entered the offseason as Texas Tech's starting quarterback for the first time in his career, has helped power a Red Raider offense that leads the Big 12 in scoring, averaging 39.3 points per game through the front half of the season. Morton is completing 62.9 percent of his passes thus far, resulting in 1,640 yards and 14 touchdowns.

The son of a Texas high school coach, Morton was the highest-rated quarterback (in the online rankings era) to sign with Tech as he was a four-star prospect in 2021, ranking sixth nationally among pro-style quarterbacks. Morton grew up in Lubbock as his father, James Morton, was the head football coach at Monterey High School for 11 years.

OFFENSIVE NOTEBOOK

MORTON PROTECTING THE FOOTBALL

- Protecting the football was a significant point of emphasis for the Red Raiders entering the season after Texas Tech finished minus-6 in the turnover margin a year ago. Behren Morton has done his part through the first six games this season as he has 14 touchdown passes - the third-highest total in the Big 12 - to only two interceptions. Texas Tech is plus-3 in the turnover margin this season, a figure that pushes up to plus-6 in its five wins.
- Even with the rushing attack of Behren Morton, Texas Tech remains one of the most-active passing teams in the country. Morton currently ranks 12th in the FBS with 221 passing attempts as he is one of only three quarterbacks nationally with at least 200 attempts and at least 10 passing touchdowns and two or fewer interceptions, joining UTSA's Owen McCown and Washington's Will Rogers. Morton leads each of those other two quarterbacks with 14 passing touchdowns in six games. Morton's two interceptions are the fewest in the Big 12 among regular starters.

BALANCE ON DISPLAY OFFENSIVELY

- Heading into the season, Joey McGuire and offensive coordinator Zach Kittley raved about the upgrade in offensive skill, which would allow the Red Raiders to be more balanced and not rely solely on the legs of Tahj Brooks. In its five wins this season, Texas Tech is near 50-50 in its run/pass selections with 173 combined rushing attempts to 178 passes. The Red Raiders attempted more rushes than passes in two of those wins against North Texas and Cincinnati and had an equal 50-50 split with 29 rushes and 29 passes at Arizona.
- Since the start of the 2000 season, Texas Tech has been among the most active teams in the country for passing attempts. Needless to say, there haven't been many opportunities where the Red Raiders have finished with more rushing attempts than passes. It has happened 13 times already in McGuire's tenure as the Red Raiders are a combined 11-2 in those games, including a 2-0 mark this season.

OFFENSIVE NOTABLES

- Texas Tech rushed for at least 200 yards for the seventh time already under Joey McGuire against Cincinnati as the Red Raiders improved to 7-0 in those games, which includes two wins this season against the Bearcats and North Texas.
- Texas Tech has never lost a game under Joey McGuire when scoring 40 or more points as the Red Raiders are 10-0 in those games, including a 3-0 mark this season.

- Texas Tech, even with the loss of Tahj Brooks for the Washington State game, is still averaging 170.3 rushing yards per contest to complement its efforts through the air where the Red Raiders are 23rd nationally and fifth in the Big 12 with at 290.2 passing yards per game. That rushing average is roughly eight yards higher than Texas Tech's mark a year ago, while the Red Raiders have steadily improved on their 224.0 passing yards per game average from 2023. Texas Tech enters this weekend ranked 23rd nationally, averaging an impressive 460.5 yards of total offense per game.
- Texas Tech has totaled 236 points thus far this season, its most through six games since the Red Raiders had 259 points at the same point in the 2018 campaign. Texas Tech leads the Big 12 and ranks 17th in the FBS for scoring offense, averaging 39.3 points per game.
- Tahj Brooks rushed for at least 100 yards for the 17th time at Arizona as the Red Raiders are now 15-2 in those games, which includes a perfect 10-0 mark at home. Texas Tech is also 3-2 in road games where Brooks has 100 or more rushing yards and 2-0 in neutral site contests.
- In between steady runs from Tahj Brooks, the Red Raiders have added a steady dose of explosive plays with 38 plays that have gone at least 20 yards this season. That total ranks second in the Big 12 and tied for eighth in the FBS.
- Texas Tech has been steady in extending drives on third downs this season, ranking 16th in the FBS and third in the Big 12 with a .489 conversion percentage. The Red Raiders will be facing a Baylor defense this weekend that is second in the Big 12 in allowing opponents to convert only 35.2 percent of their third-down attempts.
- Caleb Douglas went over the 100-yard mark for the first time in his career at Arizona as he caught five passes for 116 yards in the win. Douglas had two explosive plays of more than 30 yards, both resulting in key points for the Red Raiders, beginning with a career-long 57-yard streak down the right sideline just before halftime. Douglas later added a 32-yard reception late in the fourth quarter that eventually set up a Gino Garcia field goal to give the Red Raiders a 21-19 lead.
- Texas Tech has had a 100-yard rusher in Tahj Brooks and a 100-yard receiver (either Josh Kelly or Caleb Douglas) in three different games this season - all wins over the likes of Abilene Christian, Cincinnati and Arizona.
- Texas Tech set the modern-era record for the most points scored in the first half of play against North Texas after leading 52-7 at the break. Texas Tech's 52 points was the most in a first half by any Big 12 team since Baylor scored 52 to open its game versus Kansas on Oct. 10, 2015.



KELLY ALREADY AMONG NATION'S BEST

- In the weeks leading up to the season, Joey McGuire made the statement “good things happen when Josh Kelly has the ball in his hands.” That statement has proven true thus far as the senior has caught a team-leading 44 passes for 514 yards and three touchdowns. Kelly enters this weekend ranked tied for ninth in the FBS for total receptions as he is on pace to become Texas Tech’s first 1,000-yard receiver since Antoine Wesley in 2018.
- Kelly has hauled in a career-high 10 passes twice already this season against both Abilene Christian and Arizona State, finishing with 156 yards through the air in the season opener and then 89 yards versus the Sun Devils. He added nine catches at Washington State as well as eight versus Cincinnati but was limited to only two against North Texas as he and most of the Red Raider offense sat out the second half after a 52-7 halftime lead.
- Kelly notched his second 100-yard game as a Red Raider against Cincinnati as he caught eight passes for 111 yards in the win. It was the ninth 100-yard game of Kelly’s career dating back to his time at both Fresno State and Washington State as he opened his Texas Tech tenure with 10 catches for 156 yards against Abilene Christian. The performance marked the second time Kelly has reached the 150-yard mark in his career as he finished three yards shy of his career-high that was set versus Oregon State last season in Pullman.
- Texas Tech’s success on third downs this season has partially been the result of Kelly, who shares the FBS high with 15 catches on third downs. He is also fifth nationally and second in the Big 12 with 183 receiving yards on third downs.
- Kelly has taken advantage of his targets this season as he’s turned 23 of his 44 receptions into gains of at least 10 yards, which ranks tied for 12th in the FBS and tied for fourth in the Big 12 entering this weekend.

MORTON-EAKIN CONNECTION ON DISPLAY

- Coy Eakin has picked up right where he left off from the 2023 season as he leads the team with five touchdown receptions already this season thanks in part to a pair of touchdowns against both Abilene Christian and Cincinnati. Eakin, is third on the team with 19 receptions and 319 receiving yards so far this season, ranks tied for 22nd in the FBS for receiving touchdowns. He is tied for fourth among Big 12 receivers in the category as his five touchdown receptions already match the team-high from a year ago.
- The strong performance should come as little surprise following the way Eakin ended the 2023 campaign. The sophomore caught seven passes for 106 yards and a touchdown in Texas Tech’s victory over Cal in the Independence Bowl, marking his first 100-yard outing in the process.
- Prior to joining the Red Raiders, Eakin was among the nation’s top receivers at Stephenville High School. Eakin led the nation in receiving yards after catching 93 passes for 2,140 yards and 31 touchdowns as a senior en route to leading the Yellow Jackets to the Class 4A Division I state championship.

TIGHT END ROOM CONTINUES TO DELIVER

- Texas Tech offensive coordinator Zach Kittley continues to find innovative ways to use the tight end room, not only in the run game blocking for Tajh Brooks but also in the aerial attack where the trio of Mason Tharp, Jalin Conyers and John Carlos Miller II have combined for 24 receptions for 254 yards and five touchdowns this season.
- Jalin Conyers has been among Texas Tech’s most popular targets as he’s fourth on the team with 14 receptions for 122 yards and two touchdowns. He found the end zone through the air via a 36-yard touchdown strike just before halftime against

Abilene Christian and then again on an underneath route from 10 yards out against North Texas. He also adds another element to Kittley’s offense as a Wildcat quarterback where he has rushed five times for 28 yards and a touchdown.

- Miller, meanwhile, saw his three-game streak with a receiving touchdown end against Cincinnati. He was previously the first Red Raider tight end to catch a scoring pass over three consecutive games since Mickey Peters during the 2002 campaign. He has five catches for 87 yards and three touchdowns on the season.

PICK YOUR OPTIONS OFFENSIVELY

- Texas Tech has had 11 different Red Raiders score a touchdown so far this season, including nine from the offensive side of the ball. In the North Texas game alone, all nine reached the end zone, the most in a game since at least 1955. In fact, it’s been fairly rare during the course of the Big 12’s existence as it marked only the sixth time in league history that a team has had at least nine different players score a touchdown and only the third time a conference school has done so against another FBS foe.

BIG 12 TEAMS WITH NINE PLAYERS SCORING A TD

Date	Game	Number
Sept. 14, 2024	Texas Tech vs. North Texas	9
Sept. 7, 2019	Oklahoma vs. South Dakota	10
Sept. 12, 2015	TCU vs. Stephen F. Austin	9
Sept. 21, 2013	Baylor vs. Louisiana-Monroe	9
Sept. 14, 2002	Kansas State vs. Eastern Illinois	9
Sept. 28, 1996	Nebraska vs. Colorado State	9

RED RAIDERS RELOAD UP FRONT

- Texas Tech overhauled its offensive line since last season, adding three potential starters from the transfer portal in Vinny Sciuery (Toledo), Davion Carter (Memphis) and Sterling Porcher (Middle Tennessee State). That trio arrived in Lubbock with 81 career starts between them to pair with another veteran in Caleb Rogers, who leads the team with 48 career starts over the past four-plus seasons.
- In total, Texas Tech boasted 143 career starts along its offensive line at the start of the season, which ranked tied for ninth nationally and was second in the Big 12.
- Texas Tech has utilized four different offensive line combos so far this season with the most recent being Dalton Merryman at left tackle, Sterling Porcher at left guard, Sheridan Wilson at center, Davion Carter at right guard and Caleb Rogers back at right tackle. The Red Raiders, who are tied for 31st in the FBS with seven sacks allowed, are down Vinny Sciuery, who suffered a season-ending injury late in the Washington State trip.

BIG 12 LEADERS IN CAREER OFFENSIVE LINE STARTS

School	Starts
1. Oklahoma State	215
2. Texas Tech	143
3. West Virginia	111
4. Iowa State	106

* numbers are reflective of the start to the season.

TEXAS TECH CAREER STARTS ALONG OFFENSIVE LINE

Name	Career Starts	At Tech
Caleb Rogers	48	48
Vinny Sciuery	35	2
Sterling Porcher	29	4
Davion Carter	27	5
Jaxon Hughes	18	0
Sheridan Wilson	6	6
Ty Buchanan	5	5
Dalton Merryman	4	4

SCOUT TEAM AWARDS

Following every victory this season, Joey McGuire will recognize two Scout Team Player of the Week honorees, one for an offensive player assisting the defense and the other to the best defensive player who mimics the opposing offense. Each honoree is presented a commemorative football each Sunday night following practice.

Opponent	Offensive	Defensive
Abilene Christian	J’Koby Williams	Oliver Miles III
at Washington State	--	--
North Texas	Kaden Carr	Eddy Smith
Arizona State	Wesley Smith	Cheta Ofili
Cincinnati	Ellis Davis	Ashton Hampton
at Arizona	Tyson Turner	J’Maury Davis
Baylor		
at TCU		
at Iowa State		
Colorado		
at Oklahoma State		
West Virginia		

RETURNING LETTERMEN

OFFENSE (11)

NAME (TECH EXP.)	Letters
Brooks, Tajh (4L)	2020, 2021, 2022, 2023
Brown, Jordan (2L)	2022, 2023
Buchanan, Ty (2L)	2022, 2023
Eakin, Coy (1L)	2023
Hocutt, Drew (2L)	2022, 2023
McCray, Drae (1L)	2023
Morton, Behren (2L)	2022, 2023
Rodkey, Caleb (1L)	2023
Rogers, Caleb (4L)	2020, 2021, 2022, 2023
Tharp, Mason (3L)	2021, 2022, 2023
Valdez, Cam’Ron (2L)	2022, 2023

DEFENSE (18)

NAME (TECH EXP.)	Letters
Adedire, Joseph (2L)	2022, 2023
Banks, E’Maurion (1L)	2023
Baskerville, C.J. (1L)	2023
Collins, Chief (1L)	2023
Dyson III, Harvey (1L)	2023
Esters III, Charles (1L)	2023
Horn, Maurion (1L)	2023
Jordan, Brenden (1L)	2023
Ledet Jr., Quincy (1L)	2023
Lewis, Chapman (1L)	2023
Lux, Bralyn (1L)	2023
McAlpine, Trevon (1L)	2023
Plunk, Joseph (2L)	2022, 2023
Ramirez, Bryce (2L)	2021, 2023
Roberts, Ben (1L)	2023
Sanford, Jordan (1L)	2023
Spencer, Dylan (1L)	2023
Tilmon, Terrell (1L)	2023

SPECIALISTS (3)

NAME (TECH EXP.)	Letters
Burkhardt, Reese (1L)	2023
Garcia, Gino (1L)	2023
Knotts, Jackson (3L)	2021, 2022, 2023

THE BRAND NUMBER



Here at Texas Tech, there is only one available jersey number that is protected: No. 3. The jersey represents the player or players who best represent the core tenants of “The Brand,” which represents Texas Tech’s daily quest to be the “toughest, hard-working, most-competitive team in the country.”

The Red Raiders will have two players wearing the jersey this season in returning linebacker Bryce Ramirez and new wide receiver Josh Kelly. Ramirez was awarded the jersey prior to the 2023 season in recognition for his determination and leadership in response to a catastrophic leg injury suffered the year before at N.C. State. Kelly, meanwhile, previously wore No. 3 at Washington State last season where he led the Cougars with 923 receiving yards and eight touchdowns. Kelly was told during his recruitment that the jersey number is earned and spent the spring in No. 18 before Joey McGuire announced he’d also wear No. 3 this season.

In addition to representing the standards of “The Brand,” the No. 3 jersey is designated to honor the life of the late Luke Siegel, who passed in August 2021 after inspiring countless others across the nation with his fighting spirit in the wake of a golf-cart accident. The No. 3 represented Siegel’s favorite number.

JERSEY SWAPS

Below is a listing of Red Raiders who have changed their jersey number this year from the 2023 season.

NAME (Pos.)	2023	2024
E’Maurion Banks (DL)	98	8
Ty Buchanan (OL)	79	75
John Curry (LB)	42	6
JMaury Davis (DB)	25	23
Drew Hocutt (WR)	82	14
Maurion Horn (DB)	22	4
Brenden Jordan (DB)	27	7
Trent Low (LB)	50	34
BrayIn Lux (DB)	12	0
Trevon McAlpine	93	95
A.J. McCarty (DB)	19	1
Garrett Morphis (OL)	77	73
Jaden Morris (RB)	16	32
Jordan Sanford (DB)	28	21
Macho Stevenson (DB)	16	12
Kelby Valsin (WR)	87	6
Amier Washington	98	88
T.J. West (WR)	86	11
Sheridan Wilson (OL)	65	72

WEEK 8 JERSEY CHANGES

Below is a listing of Red Raiders who have had a jersey number change since this beginning of this season.

NAME (Pos.)	Week 1	vs. Baylor
JohnCarlos Miller II (TE)	9	18
Isaiah Collins (DB)	18	27
Marcus Ramon-Edwards (DB)	20	42

DEFENSIVE NOTEBOOK

A TALE OF TWO TEAMS

- Following the Red Raiders’ week two loss at Washington State, Joey McGuire stated Texas Tech’s biggest task moving forward was improving its defense. The Red Raiders have done so that over its recent four-game winning streak as Texas Tech has created nine takeaways during that span, while also limiting opponents to 26.5 points per game.
- The Red Raiders have kept opponents under 25 points in three of their last four wins, a key figure for a Texas Tech program that is now 12-1 under Joey McGuire when its opponents score less than 25 points.

TEXAS TECH DEFENSE OVER LAST FOUR GAMES

Category	First 2 Games	Last 4 Games
Points per game	44.0	26.5
Total Offense per game	515.5	426.5
Rushing Yards per game	205.0	119.8
Total Takeaways	2	9
Points Off Turnovers	8	60

WE TAKE IT, THEN WE SCORE

- Texas Tech’s prowess as one of the nation’s top-scoring offenses has been, in part, due to its defense. The Red Raiders have created 11 takeaways already this season, which has resulted in 68 points, which is already the most for Texas Tech in a season since 2017. In fact, over the past 10 seasons, Texas Tech’s 68 points off turnovers already ranks third during that span as the Red Raiders notched 101 points from takeaways in 2015.
- Texas Tech has turned in the bulk of its points off turnovers this season over the course of its four-game winning streak. The Red Raiders have combined for 60 of their 68 points off turnovers in the last four games with 21 versus North Texas, seven against Arizona State, 14 against Cincinnati and 18 at Arizona. The other eight points came in the season-opening win over Abilene Christian.

TEXAS TECH POINTS OFF TURNOVERS SINCE 2015

Season	Takeaways	Points Off
2015	25	101
2017	29	91
2024	11	68

YES, TAKEAWAYS ARE KEY

- The biggest element of Tim DeRuyter’s defense is creating havoc, both in the backfield and via takeaways. With the latter, the Red Raiders have been particularly effective, going 12-2 overall under both Joey McGuire and DeRuyter when leading the turnover battle.
- Texas Tech had won the turnover battle in only nine of the first 26 games under Joey McGuire entering this season but has turned that around so far this season, going a perfect 5-0 when doing so. Texas Tech is currently plus-3 in the turnover margin, another drastic improvement from a year ago that the Red Raiders were minus-6 overall.
- Turnovers have been a consistent speaking point for McGuire throughout his tenure. The Red Raiders are plus-3 in the turnover margin thus far this season with 11 takeaways to eight turnovers. That margin moves to plus-5 at home as the Red Raiders have given away the ball just twice.
- Listen to McGuire for much time and you’ll likely hear the phrase “take three” when referring to his defense. The Red Raiders have hit the “take three” mark twice already this season with three interceptions in the win over North Texas and then two interceptions and a fumble recovery at Arizona. The Red Raiders are a perfect 6-0 under McGuire when creating at least three takeaways.

HE’S GOT HANDS AND SPEED, TOO

- Quincy Ledet’s 50th career game at the college level will likely not be one he forgets anytime soon. The senior defensive lineman turned in one of the key plays in the victory at Arizona as he snagged a deflected pass by Jacob Rodriguez and returned the interception 20 yards into Wildcat territory. The interception marked the first by a Texas Tech defensive lineman since Mychealon Thomas pulled down a deflected pass of his own against Kansas State on Nov. 4, 2017. The Red Raiders went on to score via a Tahj Brooks nine-yard scamper on the ensuing drive following Ledet’s interception to take a 15-3 lead with less than two minutes until halftime.

RODRIGUEZ BACK AS KEY LEADER

- Jacob Rodriguez had just made one of the best plays of his collegiate career when his leg was rolled up in the season opener at Wyoming last season. Rodriguez, who both forced and recovered a key fumble only seconds earlier, missed the bulk of the 2023 season with that leg injury before returning in November to help push the Red Raiders to bowl eligibility and an eventual win in the Independence Bowl.
- Rodriguez, ultimately, redshirted the 2023 season, playing four games in the regular season and then the Independence Bowl where he was named the Defensive MVP after totaling eight tackles to go along with two key second-half takeaways with a forced fumble and interception.
- Rodriguez has again emerged as the strong presence the Red Raiders expected a year ago as he leads the team with 54 tackles and 4.5 tackles for a loss. Rodriguez has reached double digits for tackles three times in six games, totaling a career-high 13 stops in the season opener against Abilene Christian before adding 11 versus Cincinnati and another 13 stops at Arizona.
- The performance at Arizona marked the fourth time in his career that he has finished with double-digit stops. He was named the Bednarik National Linebacker of the Week for the performance as he also got his hands on a Noah Fifita pass at the line of scrimmage, knocking it in the air to an awaiting Quincy Ledet Jr. for an interception just before halftime. His biggest play of the night came with just over two minutes remaining in regulation as he punched out a fumble from the arms of Arizona standout wide receiver Tetairoa McMillan for Texas Tech’s third and final takeaway of the win.
- Prior to the two takeaways, Rodriguez recorded Texas Tech’s first sack of the night, planting Fifita for a 16-yard loss on Arizona’s opening drive. He was the highest-graded linebacker by *Pro Football Focus* for week six among those with at least 25 defensive snaps, finishing at an impressive 92.3 grade.
- Rodriguez has played a part of four takeaways now this season as also knocked out a forced fumble against ACU and then recovered one of his own to start the second half in the win over Cincinnati.
- Rodriguez signed with Texas Tech ahead of the 2022 season after beginning his collegiate career as a quarterback at Virginia in 2021. One of the best players in Wichita Falls Rider High School history, Rodriguez was named one of five team captains ahead of this season this past January.

ROBERTS BUILDING OFF FRESHMAN SEASON

- Ben Roberts continues to build off his Freshman All-America campaign from a year ago as he is second on the team with both 45 total tackles and 4.0 tackles for loss this season. Roberts, who became the first Red Raider linebacker to earn Freshman All-America honors since Brian Duncan in 2007, recorded his best outing of the season with a team-high 12 tackles against Cincinnati to go along with 2.0 tackles for



a loss, a forced fumble and quarterback hurry. It marked the eighth time already in 21 career games he had reached double digits for tackles.

- Roberts played a role in both of Texas Tech's takeaways in the Cincinnati win as he punched out a key fumble on the Bearcats' opening drive of the second half and then provided the quarterback hurry that resulted in A.J. McCarty's pick-six interception. It was the third forced fumble of the season for Roberts, who is tied for second in the FBS entering this weekend, trailing only Georgia Southern's Marques Watson-Trent with four.

- Roberts closed the 2023 season tied for the national lead among freshmen for tackles as he and Alabama's Caleb Downs both recorded 107 overall. In addition to earning Freshman All-America honors, he was tabbed the Big 12 Co-Defensive Freshman of the Year, marking the first time a Red Raider had collected the honor.

- Roberts recorded the most tackles in a season by a Red Raider freshman dating back to 1980 as Donald Harris is the only other Texas Tech letterwinner to reach the mark after finishing with 104 stops in 1987. He joined current Miami Dolphins linebacker Jordyn Brooks (2016) as the only Red Raider freshman to lead the team in tackles since 1996.

TECH FRESHMAN LEADERS IN TACKLES SINCE 1980

Name (Year)	Pos.	Tackles
1. Ben Roberts (2023)	LB	107
2. Donald Harris (1987)	DB	104
3. Brock Stratton (2003)	LB	95

DEFENSIVE NOTABLES

- Texas Tech has recorded an interception in each of the last five games and 10 of the last 11 games overall as the Red Raiders are tied for 12th in the country with eight interceptions this season. Six different Red Raiders have recorded an interception thus far with safeties Chapman Lewis and C.J. Baskerville leading the team with two each.

- For Baskerville, it was the fifth interception of his career as he also picked off a pass to close Arizona State's opening drive to start Big12 play. Baskerville has recorded four of his five interceptions as a Red Raider after starting his career previously at San Diego State.

- Texas Tech is one of only 12 FBS teams and the lone school from the Big 12 with two or more interceptions returned for a touchdown this season. A.J. McCarty provided Texas Tech's second pick-six against Cincinnati, returning his first career interception as a Red Raider for 51 yards. Bralyn Lux had the first interception for a touchdown against North Texas as he went 44 yards to the end zone.

- For McCarty, it was his second career interception and his first as a Red Raider. Ironically, both of his interceptions have gone for touchdowns and have come inside Jones AT&T Stadium as he stepped in front of a Tyler Shough pass as a member of the Baylor Bears in 2022, only to return it 18 yards for a touchdown.

- Arizona reached the red zone four times but found the end zone only once in the loss as the Red Raiders limited the Wildcats to two field goals and stuffed them on 4th-down one other time. For the season, opponents are scoring in 23-of-28 trips to the red zone with seven of those coming via field goals.

- The Red Raiders are tied for 15th nationally entering this weekend with seven field goals being the result of opponent trips to the red zone. During his time as Texas Tech's defensive coordinator, Tim DeRuyter has preached a "put out the fire" approach to his unit as opponents have settled for a field goal 38 times in the 107 times the Red Raiders have given up points in the red zone during his two-plus seasons (35.5 percent).

- Texas Tech limited Arizona State to only 94 rushing yards

despite the Sun Devils entering as one of the nation's top rushing teams with 229.3 yards per game. It marked the seventh time under Joey McGuire the Red Raiders have kept an opponent under 100 rushing yards as Texas Tech is now 7-0 in those games.

- Texas Tech produced six 3-and-out drives against North Texas, its most in a game since having 10 versus Murray State in the 2022 season opener. The Mean Green entered the game among the nation's leaders in both passing yards and total offense but were limited to only 218 yards through the air and 353 total yards, the latter the fewest for an opponent this year.

- Texas Tech has allowed a 400-yard passer only three times under Joey McGuire, including twice this season against both Abilene Christian and Cincinnati. The Red Raiders are now 3-0 in those games.

- The return of Texas Tech's recruiting prowess under Joey McGuire is starting to show this season as 12 different underclassmen have made at least one start this season, including nine on the defensive side of the ball. Texas Tech has had 33 different players make a start this season, including seven sophomores and five freshmen in wide receiver Micah Hudson, defensive back Macho Stevenson, defensive lineman Jayden Cofield, outside linebacker Amier Washington and defensive lineman Braylon Rigsby.

TECH COMING OFF BEST SEASON SINCE 2009

- Texas Tech is coming off its best defensive season in more than a decade as the Red Raiders allowed only 26.0 points per game a year ago. It marked the Red Raiders' fewest points allowed per game since 2009 when Texas Tech limited opponents to only 22.6 points a contest.

- The performance continued the defensive improvements under third-year coordinator Tim DeRuyter, who helped guide the Red Raiders to only allowing 29.2 points per game in his 2022 debut. Prior to his arrival, Texas Tech had not allowed less than 30 points per game since 2009. The Red Raiders only gave up 27.6 points per game during Big 12 play, which, again, was its lowest average since 2009.

GETTING TO THE KICKER

- Texas Tech blocked its eighth kick under Joey McGuire and special teams coordinator Kenny Perry against Arizona State as E'Maurion Banks reached up to block an extra point late in the third quarter. It was the second PAT for Banks to get his hands on in his career as he previously had a similar important blocked PAT late in the 2023 victory over UCF. The Red Raiders, who had four blocked kicks in McGuire's debut in 2022 and followed with three a year ago, lead the Big 12 and rank tied for ninth for blocked kicks since 2022.

NCAA LEADERS IN BLOCKED KICKS SINCE 2022

School	Blocked Kicks
1. Georgia Tech	12
Notre Dame	12
South Carolina	12
4. Bowling Green	10
Miami (OH)	10
Rutgers	10
7. Central Michigan	9
Louisville	9
9. Texas Tech	8
Army	8
Illinois	8
Nebraska	8
Old Dominion	8
Texas	8

RED RAIDERS IN THE NFL



MAHOMES WINS THIRD SUPER BOWL

- Patrick Mahomes II became the first Red Raider in school history to win three career Super Bowls after he helped lead the Kansas City Chiefs to a 25-22 overtime victory over the San Francisco 49ers this past season. It was the second-straight Super Bowl title for the Chiefs and their third in the past five years thanks to Mahomes, who was inducted into both Texas Tech's Hall of Fame and Ring of Honor in 2022.

- With his first Super Bowl win over the San Francisco 49ers, Mahomes became the youngest player in history to be named NFL MVP and also win a Super Bowl. Mahomes, who at only 24 years of age, was tabbed Super Bowl MVP after leading the Chiefs to their second Super Bowl title in history and their first since 1970.

- In July 2020, Mahomes signed the richest contract in NFL history as he and the Chiefs agreed on a 10-year extension worth up to \$503 million. It marked the second time in school history where a Red Raider has signed the richest NFL contract as Ring of Honor member Donny Anderson previously did so with the Green Bay Packers upon being drafted in 1965.

- While maybe known for its offense in recent years, Texas Tech has had two recent first round draft picks from its defense in current Seattle Seahawks linebacker Jordyn Brooks and Las Vegas Raiders edge end Tyree Wilson. Wilson became the highest-drafted Red Raider in program history in 2023 after being selected seventh overall. Brooks, meanwhile, signed with the Miami Dolphins this past offseason after spending the first four professional seasons with the Seahawks.

- Texas Tech has had three Red Raiders hear their names called during the NFL Draft early in Joey McGuire's tenure as, in addition to Wilson, defensive back Dadrion Taylor-Demerson went in the fourth round this past spring followed by rush end Myles Cole in the seventh round. Texas Tech has also had more than 10 Red Raiders sign undrafted free agent contracts during McGuire's tenure.

2024 RED RAIDERS IN THE NFL

NAME (YEARS AT TECH)	NFL TEAM
Jordyn Brooks, LB (2016-19)	Miami Dolphins
Le'Raven Clark, OL (2012-15)	Philadelphia Eagles
Myles Cole, DE (2022-23)	Jacksonville Jaguars
Baylor Cupp, TE (2022-23)	Kansas City Chiefs
Sam Eguavoen, LB (2011-14)	New York Jets
Erik Ezukanma, WR (2019-21)	Miami Dolphins
Patrick Mahomes II, QB (2014-16)	Kansas City Chiefs
Zech McPhearson, DB (2019-20)	Jacksonville Jaguars
Tyler Owens, DB (2022-23)	Washington Commanders
Cole Spencer, OL (2022-23)	Tennessee Titans
Terence Steele, OL (2016-19)	Dallas Cowboys
Dadrion Taylor-Demerson, S (2019-23)	Arizona Cardinals
Broderick Washington Jr., DL (2016-19)	Baltimore Ravens
Tyree Wilson, DE (2021-22)	Las Vegas Raiders

RECORD BOOK WATCH

TEXAS TECH CAREER KICKOFF YARDAGE LEADERS

Name (Years)	Yards
1. Jakeem Grant (2011-15); 87 returns	2,169
2. Eric Stephens (2009-12); 82 returns	1,979
3. Donny Anderson (1963-65); 56 returns	1,309
4. Lawrence Williams (1972-74); 47 ret.	1,268
5. Jakeem Grant (2012-14); 48 returns	1,152
6. Ivory McCann (2001-02); 49 returns	1,101
7. Drae McCray (2023-present); 34 ret.	996
8. Ben McRoy (2010-11); 40 returns	977
9. Wayne Walker (1985-88); 51 returns	959
10. Johnnie Mack (2003-04); 43 returns	955
11. Rodney Blackshear (1987-91); 37 ret.	899

TEXAS TECH SINGLE-SEASON KICKOFF YARDAGE LEADERS

Name (Year)	Yards
1. Eric Stephens (2010); 44 returns	1,071
2. Jakeem Grant (2015); 39 returns	1,017
3. Ben McRoy (2011); 36 returns	899
4. Eric Stephens (2009); 32 returns	823
5. De'Quan Bowman (2018); 31 returns	782
6. Drae McCray (2023); 26 returns	717
7. Rodney Blackshear (1990); 24 returns	621
8. Ivory McCann (2001); 22 returns	606
9. Johnnie Mack (2003); 22 returns	546
10. Donny Anderson (1965); 22 returns	541

TEXAS TECH SINGLE-SEASON KICKOFF RETURN LEADERS

Name (Year)	Returns
1. Eric Stephens (2010)	44
2. Jakeem Grant (2015)	39
3. Ben McRoy (2011)	36
4. Eric Stephens (2009)	32
5. De'Quan Bowman (2018)	31
6. Ivory McCann (2002)	27
7. Drae McCray (2023)	26
8. Rodney Blackshear (1990)	24
9. Jakeem Grant (2014)	23
Tyrone Thurman (1988)	23
11. Donny Anderson (1965)	22
Ivory McCann (2001)	22
Johnnie Mack (2003)	22

TEXAS TECH CAREER FIELD GOAL LEADERS

Name (Year)	Returns
1. Ryan Bustin (2012-14)	50
Clayton Hatfield (2015-18)	50
3. Alex Trlica (2004-07)	48
4. Bill Adams (1977-79)	43
5. Trey Wolff (2019-22)	42
6. Ricky Gann (1981-84)	41
Scott Segrist (1985-88)	41
8. Lin Elliott (1988-91)	40
9. Jon Davis (1991-94)	35
Chris Birkholz (1998-00)	35
11. Don Grimes (1971-73)	29
Approaching:	
Gino Garcia (2022-present)	26

THE NATION'S MOST EXPLOSIVE RETURNER

One of the core concepts behind Texas Tech's weekly "plan to win" strategy is the directive to "be special on special teams." Texas Tech has consistently been among the nation's top special teams units under associate head coach and special teams coordinator Kenny Perry as the Red Raiders enter this weekend as the Big 12 leader and 12th in the FBS on ESPN's special teams efficiency ratings (71.5).

Part of that success has come from the return game where Drae McCray is one of the most-explosive kick returners in college football. McCray enters this weekend as the national leader with a 34.9 kick return average this season. He is averaging 29.3 yards a return over his career, which is second nationally among active FBS players.

NCAA FBS ACTIVE CAREER LEADERS FOR KICK RETURN AVERAGE

Name (School)	Returns	Yards	Avg.
1. Barion Brown (Kentucky)	41	1,208	29.5
2. Drae McCray (Texas Tech)	34	996	29.3
3. Trebor Pena (Syracuse)	36	972	27.0
4. Key'Shawn Smith (SMU)	30	804	26.8

SPECIAL TEAMS NOTEBOOK

GETTING THE BALL IN HIS HANDS

- Texas Tech will look for any way to get the ball into Drae McCray's hands as he ranks among the most explosive players in college football. McCray is one of only three kick returners in the FBS with three or more returns of at least 30 yards this season and one of two to boast multiple returns of 50 or more yards, joining Tulane's Rayshawn Pleasant. McCray has five returns of at least 50 yards since his arrival at Texas Tech prior to the 2023 season, which leads the FBS during that span.
- Both of those returns came in the season opener versus Abilene Christian as he brought back his first kickoff return of the season for 74 yards, marking the second-longest of his career, before escaping for 65 yards later in the third quarter. Texas Tech combined for 10 points on the two ensuing drives due to the positive field position. He finished with three returns for 165 yards at an impressive average of 55.0 yards.
- Since then, McCray has combined for only five kick returns in the last five games, all of which took place in the Arizona State and Cincinnati wins. He finished with two returns for only 39 yards against Arizona State before getting more of an opportunity with three returns 75 yards against Cincinnati, including a 35-yarder to start the game.
- McCray now ranks seventh all-time in program history with 996 career kick return yards in only 19 games as a Red Raider. McCray, who is 105 yards shy of matching Ivory McCann for sixth all-time in program history, could become the sixth Red Raider to reach 1,000 kick return yards as a Red Raider. Of the six letterwinners ahead of him on the all-time kick return chart, all recorded at least 40 career attempts compared to only 34 thus far for McCray.

COMPETITION ISN'T ALL THAT BAD

- Texas Tech entered the season with a kicking competition that will continue into the back half of the season as Gino Garcia and Reece Burkhardt have combined to connect on all 13 field goal attempts this season as well as all 25 PATs. Garcia is a perfect 10-for-10 on field goal attempts as he has found the uprights in 23 of his last 25 tries dating back to the 2023 season. Burkhardt, meanwhile, entered this season with no field goal attempts in his career but has already connected on three, including two from at least 40 yards.
- Even with the use of two kickers, Texas Tech has the most successful field goals in the FBS without a miss so far this season. Only three other teams have 10 or more attempts without a miss this season as duo of Garcia and Burkhardt are joined by the likes of Kentucky (11), UAB (10) and Pittsburgh (10). Texas Tech's 13 made field goals are one shy of the national lead set by both UNLV and Arizona.



- Burkhardt, who emerged to force a kicking competition following a strong spring, has also handled kickoff duties for a second-consecutive season as he has sailed 32-of-42 attempts for touchbacks (76.2 percent). That's a higher number from a year ago where he recorded a touchback on 40 of his 64 attempts (62.5 percent).
- Garcia, meanwhile, became the first Red Raider in school history a year ago to connect on three or more field goals in a season of 50 yards or longer. He earned honorable mention All-Big 12 accolades after finishing 16-of-22 overall on field goal attempts on the season, including an impressive 9-for-10 during Big 12 play. Garcia closed the season by connecting on 14 of his final 16 tries.
- Garcia is one of 10 FBS kickers without a field goal miss this season and one of only four with 10 or more attempts, joining Kentucky's Alex Raynor (11-for-11), UAB's Jonah Delange (10-for-10) and Pittsburgh's Ben Sauls (10-for-10). He is third in the Big 12 for total made field goals, trailing only Arizona's Tyler Loops (14-of-17) and Utah's Cole Becker (12-of-15).
- Garcia arrived at Texas Tech in 2022 following three seasons at Houston Christian. Garcia, who was placed on scholarship by Joey McGuire prior to the first bowl practice last season, is 58-for-79 on field goal attempts over his career as he has connected from 48 yards or longer nine times, including a career-long 59-yarder at Houston Baptist in 2021.

RED RAIDERS GO DOWN UNDER

- Texas Tech has a new punter for the first time since 2019 following the graduation of Austin McNamara, who ended his career with the highest average in program history. Jack Burgess has been tabbed to fill his shoes as the Australian arrived following two seasons at Weber State.
- Burgess averaged 44.1 yards per punt over 100 attempts during his two states in Utah. He was one of eight semifinalists a year ago for the FCS Punter of the Year Award after averaging 47.2 yards over his 54 attempts, which led the Big Sky Conference and ranked second in the FCS. The Wildcats were also second in the FCS with a 42.0 net punting average.
- Burgess has been called on to punt 21 times this season as he is averaging 42.7 yards an attempt. He has downed seven of his punts inside the 20. Burgess was called on seven times in the win at Arizona, matching his career high.
- This is the second time in recent memory that Texas Tech has turned to Australia for its punter position as Dominic Panazzolo was the Red Raiders' starter over the 2017-18 seasons. Panazzolo was a semifinalist for the Ray Guy Award as a senior after averaging 42.1 yards as both a traditional and rugby-style punter.





WELCOME TO THE THREE STRIPE LIFE

- Texas Tech will have a new footwear, uniform, apparel and accessory partner beginning with the 2024 season after signing a 10-year agreement with adidas. The collaboration comes as part of adidas' evolving work with brand partner and Texas Tech alumnus Patrick Mahomes II, who will be the first adidas athlete to have his logo featured on official collegiate apparel. Texas Tech and adidas have already launched co-branded apparel featuring Mahomes' signature Gladiator logo.
- On a busy day in college athletics, the Texas Tech and adidas announcement reached 17 million users across social media platforms as part of a large-scale unveiling that incorporated "ripping the tape" off the partnership, a reference to the shirt Mahomes famously wore the 2019 Men's Final Four.
- As part of the partnership, all eligible student-athletes at Texas Tech will have the opportunity to join the brand's historic NIL Ambassador Network, which gives all student-athletes at adidas-partnered Division I schools the chance to benefit from their Name, Image and Likeness. Since its inception, over 12,000 student-athletes nationwide across a variety of sports have participated in the network, earning a percentage of the sales they drive for key products and campaigns.

HUDSON JOINS TEAM MAHOMES NIL

- adidas and Patrick Mahomes made noise prior to the season after announcing the signing of six Texas Tech student-athletes, including freshman phenom wide receiver Micah Hudson, to NIL deals. They are the inaugural cohort of Team Mahomes, the three-time Super Bowl Champion's NIL initiative with adidas.
- The six Red Raiders were welcomed to Team Mahomes on Aug. 23 with a surprise visit by Mahomes to Texas Tech's

campus and were gifted customized Mahomes gear. The student-athletes joining Team Mahomes will participate in brand marketing campaigns, including for Mahomes' signature shoe and apparel line with adidas.

- In addition to Hudson, adidas and Mahomes selected NiJaree Canady - the reigning USA Softball National Player of the Year - as well as Jasmine Shavers (women's basketball), Matthew Comegys (men's golf), Sam Courtwright (soccer) and TJ Pompey (baseball) to Team Mahomes.

MAHOMES GLADIATOR UNIFORM REVEALED

- adidas and Patrick Mahomes have unveiled a new Texas Tech University football uniform that features Mahomes' signature "Gladiator" logo — one of the first times in history that an athlete's personal brand has been included in official on-field apparel. The Red Raiders will wear the Mahomes Strategy uniform (pictured below) for the first time at home against Colorado on Nov. 9.
- The Mahomes Strategy uniform features a Dark Grey tackle swill with printed metallic films and Power Red accents. Inspired by the 45-degree bevel found across Texas Tech's campus and the angular nature of Mahomes' iconography, the helmet, logos and numbers are displayed in a metallic film with galvanized finishes.
- Texas Tech's Mahomes Strategy uniform is the latest addition to the partnership between adidas, Mahomes and Texas Tech that has repeatedly established new firsts in collegiate athletics and NIL. In addition to the uniform unveil, there will several other product offerings for Red Raiders fans included in the new Texas Tech x Patrick Mahomes collection, including a Dark Grey quarter-zip, fleece hoodie and new colorway of the Ultraboost 5X — all featuring Mahomes' Gladiator logo.



UNIFORM TRACKER

Over the past decade, Texas Tech has been among the most innovative teams in the country related to team uniforms. Here's a look at Texas Tech's record in various uniform combinations since the start of the 2000 season (308 games).

Helmet-Jersey-Pants	2024	Record
Black-Red-Black	1-0	30-6
White-White-White	0-1	12-10
Black-Black-Black	1-0	36-22
Black-White-Black		24-24
Black-Black-White		7-5
Black-Red-Red	1-0	19-2
Black-White-White		15-18
Black-White-Red		4-5
Red-White-Red		2-4
Black-Red-White	1-0	6-1
White-Black-White		2-2
Red-White-Black		1-3
Gray-White-Gray		1-3
Red-Red-Red		1-2
White-Red-Red		1-2
White-White-Red		0-2
Red-White-White		1-1
Black-Gray-Black		1-0
Black-Black-Gray		1-0
Gray-Gray-Gray		1-0
Black-Black-Red		0-1
White-White-Black	1-0	2-0
White-Red-White		1-0
Red-Red-White		1-0
Red-Red-Black		0-1
Red-Black-White		0-1
Red-Black-Black		1-0
Black-White-Gray		0-1

Throwbacks 2014-23 5-9

Specialty Uniforms

Wounded Warrior (2010)	1-0
Wounded Warrior (2011)	0-1
Lone Star Pride (2012)	0-1
Lone Survivor (2013)	0-1
Lone Star Pride (2013)	0-1
White Ombre' (2014)	0-1
Lone Star Pride (2014)	0-1
Black Ombre' (2014)	0-1

2024 UNIFORM TRACKER

Opponent	Combo	Result
Abilene Christian	Black-Red-Black	W, 52-51 (OT)
at Washington State	White-White-White	L, 16-37
North Texas	Black-Red-White	W, 66-21
Arizona State	Black-Red-Red	W, 30-22
Cincinnati	Black-Black-Black	W, 44-41
at Arizona	White-White-Black	W, 28-22
Baylor		
at TCU		
at Iowa State		
Colorado		
at Oklahoma State		
West Virginia		

JOEY MCGUIRE FILE

Hometown	Crowley, Texas
Education	Texas-Arlington '95 (Kinesiology)
Wife	Debbie
Children	Daughter: Raegan; Son: Garret

COACHING HISTORY

Year	Position
2022-present	Texas Tech Head Coach
2020-21	Baylor Assoc. Head Coach (Outside Linebackers)
2019	Baylor Associate Head Coach (Defensive Ends)
2017-18	Baylor Assistant Coach (Tight Ends)
2003-16	Cedar Hill High School Head Coach
1997-02	Cedar Hill High School Assistant Coach
1995-96	Crowley High School Assistant Coach

BOWL GAMES (5)

2023	Radiance Technologies Independence Bowl
2022	TaxAct Texas Bowl
2021	Allstate Sugar Bowl*
2019	Allstate Sugar Bowl
2018	Academy Sports + Outdoors Texas Bowl

* bowl came after he already accepted the Texas Tech position.

RECORD vs. OPPONENTS

Opponent	Overall	Home	Away	Neutral
Abilene Christian	1-0	1-0	0-0	0-0
Arizona	1-0	0-0	1-0	0-0
Arizona State	1-0	1-0	0-0	0-0
Baylor	1-1	0-1	1-0	0-0
BYU	0-1	0-0	0-1	0-0
California	1-0	0-0	0-0	1-0
Cincinnati	1-0	1-0	0-0	0-0
Colorado	0-0	0-0	0-0	0-0
Houston	2-0	2-0	0-0	0-0
Iowa State	1-0	0-0	1-0	0-0
Kansas	2-0	1-0	1-0	0-0
Kansas State	0-2	0-1	0-1	0-0
Murray State	1-0	1-0	0-0	0-0
N.C. State	0-1	0-0	0-1	0-0
North Texas	1-0	1-0	0-0	0-0
Oklahoma	1-0	1-0	0-0	0-0
Oklahoma State	0-1	0-0	0-1	0-0
Ole Miss	1-0	0-0	0-0	1-0
Oregon	0-1	0-1	0-0	0-0
Tarleton State	1-0	1-0	0-0	0-0
TCU	1-1	1-0	0-1	0-0
Texas	1-1	1-0	0-1	0-0
UCF	1-0	1-0	0-0	0-0
Washington State	0-1	0-0	0-1	0-0
West Virginia	1-1	1-0	0-1	0-0
Wyoming	0-1	0-0	0-1	0-0

RECORD vs. CONFERENCES

Conference	Overall	Home	Away	Neutral
American	2-0	2-0	0-0	0-0
ACC	0-1	0-0	0-1	0-0
Big Ten	0-0	0-0	0-0	0-0
Big 12	13-8	9-2	4-6	0-0
Conference USA	0-0	0-0	0-0	0-0
FBS Independents	0-0	0-0	0-0	0-0
Mid-American	0-0	0-0	0-0	0-0
Mountain West	0-1	0-0	0-1	0-0
Pac-12	1-2	0-1	0-1	1-0
SEC	1-0	0-0	0-0	1-0
Sun Belt	0-0	0-0	0-0	0-0
FCS Opponents	3-0	3-0	0-0	0-0



HEAD COACH JOEY MCGUIRE

THE HALL OF FAMER

■ There likely isn't a power-five football program in the state of Texas with better ties to its high school coaches than at Texas Tech as McGuire hired six members of his charter coaching staff that have ties to the Texas High School Coaches Association (THSCA). McGuire, himself, is already a legend at the prep level as a member of the THSCA Hall of Honor and the Texas High School Football Hall of Fame.

■ McGuire, owner of three state titles as head coach of Cedar Hill High School in the Dallas-Fort Worth metroplex, was inducted into the THSCA Hall of Honor (THSCA) in 2020 and then the Texas High School Football Hall of Fame in 2022 in the months after accepting the Texas Tech position. McGuire is still an avid speaker at the annual THSCA Convention and regularly hosts clinics for high school coaches each year.

NOT THE ONLY COACH IN THE FAMILY

■ Turn on a television any weekend this fall and you could possibly see another McGuire roaming the sidelines as Garret McGuire is entering his second season as the wide receivers coach at Nebraska. The younger McGuire previously played under his father at quarterback at Cedar Hill High School before enjoying four years as a backup quarterback at Baylor. He joined the coaching profession immediately after, serving as an offensive assistant under new Nebraska head coach Matt Rhule while with the NFL's Carolina Panthers.

■ Garret isn't the only McGuire building an impressive career, either, as Raegan McGuire is a fashion designer for AMUR in New York City. Her designs have been worn by several high-profile figures, including Natalie Biden, the granddaughter of President Joe Biden, as well as Taylor Swift during her spring 2023 Eras Tour.

AN NFL FRONT OFFICE

■ Under McGuire, Texas Tech's personnel department resembles an NFL front office, a unique approach in the world of college football. Texas Tech's personnel department is overseen by general manager James Blanchard, who was McGuire's first hire after accepting the Texas Tech position. Blanchard has the ability to offer any potential recruit he and his staff feel will fit at Texas Tech, allowing McGuire's coaching staff to prioritize player development.

■ The setup has paved the way for consecutive top-25 classes as the Red Raiders ranked as high as No. 23 each of the past two years by the likes of Rivals and On3.com. Texas Tech's 2023 class ranked as high as No. 23 nationally by Rivals, marking its highest-rated class in more than a decade. Its 2024 class, meanwhile, was the highest-rated class in the Big 12 at No. 23 overall, a testament to McGuire and his staff's ties to the state of Texas.

CEDAR HILL CONNECTIONS

■ McGuire made his name in the coaching profession during his 14 seasons leading Cedar Hill High School in the Dallas-Fort Worth metroplex. McGuire has had five former Cedar Hill standouts on the Texas Tech roster already during his tenure, including three this season in junior outside linebacker Charles Esters III, sophomore outside linebacker Harvey Dyson III and sophomore defensive back Jalon Peoples.

■ While he did not graduate from Cedar Hill, Jordan Brown attended the high school up until his senior year as he was a freshman when McGuire departed from Cedar Hill. His older brother, Laquionte Gonzalez, was on a Cedar Hill team under McGuire that played in the Class 6A state title game as a senior in 2012.



THE BRAND

The core tenant under McGuire revolves around The Brand, which stands for his desire that the Red Raiders be the "toughest, hardest-working, most-competitive team in the country." On his final interview for the Texas Tech position, McGuire described his vision for the Red Raider program using The Brand, which President Lawrence Schovanec said "describes West Texas."



WHAT'S NEXT!

Step into any Texas Tech practice and the phrase "What's Next" is one you'll hear early and often. No matter if something good or bad happens on the field, McGuire and his staff stress a "What's Next!" mentality, emphasizing that the focus should be on the next play or rep. And for reference, the phrase is always a statement, never a question, as evidenced by its exclamation point at its end.



TAKE THREE UNIVERSITY

McGuire, a defensive coach at heart, heavily utilizes the phrase "Take Three" as a program. The phrase has transformed into a rallying cry from the defense with in-house video production signaling "one," "two" or "three" each time the Red Raiders create a takeaway. McGuire, prior to each game, regularly wears a t-shirt designed for the defense that says "Take Three University."



MCGUIRE THROUGH 32 GAMES

■ With its win at Arizona, Joey McGuire improved to 20-12 overall, marking the best record for a Texas Tech head coach through 32 games since Steve Sloan was 23-9 early in his tenure from 1975-77. Below is a listing of Texas Tech's head coaches through 32 games leading the Red Raiders.

HEAD COACHING RECORDS THROUGH 32 HOME GAMES

Name (Years)	Record (32)	Game No. 33 Result
E.Y. Freeland	20-7-5	L, at TCU
Grady Higgenbotham [*]	--	--
Pete Cawthon	20-12	W, at Arizona
Dell Morgan	17-14-1	L, at Rice
DeWitt Weaver	19-12-1	W, vs. Hardin-Simmons
JT King	11-21	W, at Texas A&M
Jim Carlen	19-13	W, at Baylor
Steve Sloan	23-9	L, at Houston
Rex Dockery	15-15-2	L, at Arkansas
Jerry Moore	8-22-2	L, vs. Arkansas
David McWilliams [*]	--	--
Spike Dykes	19-12-1	L, at No. 13 Houston
Mike Leach	18-14	W, vs. Missouri
Tommy Tuberville	19-13	L, at No. 4 Kansas State
Kliff Kingsbury	17-15	L, at No. 17 Oklahoma
Matt Wells [*]	13-17	--
Joey McGuire	20-12	--

^{*} designates head coaches who did not reach 32 games.

BIG 12 VICTORIES UNDER MCGUIRE

■ The win at Arizona marked Texas Tech's 13th victory already in Big 12 play under Joey McGuire, who is only the second head coach to win 13 of his first 21 league contests since the Red Raiders joined the Southwest Conference in 1960. Steve Sloan was also 15-6 at the same point in his Texas Tech tenure from 1975-77 before finishing 17-10 against SWC foes during his three seasons leading the Red Raiders.

■ McGuire has returned the Red Raiders to being one of the Big 12's most-competitive teams as Texas Tech was 5-4 in each of his first two seasons, marking its first winning record in league play since 2009. In the 12 seasons since that 2009 campaign, the Red Raiders were only a combined 36-71 (.336) during Big 12 play with no seasons of at least a .500 record.

■ In its nearly 30 years as a Big 12 member, Texas Tech has never finished above .500 in league play over three-consecutive seasons. The Red Raiders experienced a nine-year stretch from 2001-09 where Texas Tech, playing an eight-game conference schedule, recorded at least a 4-4 mark against its Big 12 peers.

BEFORE & AFTER THE MCGUIRE ERA IN BIG 12 PLAY

Category	McGuire (2022-)	2010-21
Record	13-8	36-71
Winning Percentage	.619	.336
Winning League Records	2	0

THE BOOK ON FOURTH DOWNS

■ Much has been said about **Joey McGuire's** aggressive approach to fourth downs over his first two seasons. That approach has evolved this season, though, as Texas Tech has gone for it on fourth down only 10 times, including only once during Big 12 play.

■ The Red Raiders had been among the most-aggressive teams on fourth downs previously under McGuire, converting 60 of their 99 attempts (.606) over his two-plus seasons. Texas Tech was 24-of-37 on fourth downs in 2023 after going 33-of-52 during McGuire's debut season in 2022.

■ Baylor is the only other FBS school to have more fourth-down attempts and conversions than Texas Tech as the Bears are 63-of-116 since the start of the 2022 season.

■ It's not the fact that the Red Raiders are so daring under McGuire that's impressive. It's the fact that it's proven to be successful, too. The Red Raiders are a combined plus-92 over his two-plus seasons in the plus/minus scale, which is determined based on the result of Texas Tech's ongoing drive (for a conversion) or points scored by an opponent on a failed attempt. Texas Tech was plus-38 on that scale in 2023 after finishing an impressive plus-78 during his debut season.

■ In total, the Red Raiders have gone for it on fourth down at least five times in nine different games under McGuire. Texas Tech has converted at least one fourth down in 26 of 32 games under McGuire and has attempted at least one fourth down conversion in all but three games, including twice this year against Arizona State and Arizona. Texas Tech also did not attempt a fourth down in McGuire's first-ever game as head coach against Murray State in 2022.

RED RAIDERS ON FOURTH DOWN ATTEMPTS IN 2024

Game	4th Downs	Pts. Gained	Pts. Lost	+/-
Abilene Christian	1-3	7	14	-7
Washington State	1-5	0	17	-17
North Texas	1-1	7	0	+7
Arizona State	0-0	0	0	0
Cincinnati	0-1	0	7	-7
Arizona	0-0	0	0	0
Baylor	--	--	--	--
TCU	--	--	--	--
Iowa State	--	--	--	--
Colorado	--	--	--	--
Oklahoma State	--	--	--	--
West Virginia	--	--	--	--
Totals	3-10	14	38	-24
2022 Totals	33-52	129	51	+78
2023 Totals	24-37	61	23	+38
McGuire totals	60-99	204	112	+92

FBS LEADERS IN 4TH-DOWN CONVERSIONS SINCE 2022

School	Conv.	Att.	Pct.
1. Baylor	63	116	.543
2. Texas Tech	60	99	.606
3. West Virginia	53	84	.631
4. Ole Miss	51	86	.593
5. SMU	45	76	.592

NEWS & NOTES ON MCGUIRE...

■ McGuire became the first head coach in school history to win a bowl game in each of his first two seasons after the Red Raiders downed Cal in the Independence Bowl. Texas Tech previously knocked off Ole Miss to close his inaugural 2022 campaign at the TaxAct Texas Bowl.

■ McGuire is now only the second head coach in program history to lead the Red Raiders to bowl games in each of his first two seasons, joining the late Mike Leach, who pushed Texas Tech to a bowl game in each of his 10 seasons.

■ Texas Tech has hit the 40-point mark 10 times during McGuire's tenure as the Red Raiders are a perfect 10-0 in those games during his two-plus seasons.

■ There is defense in West Texas as Texas Tech is 12-1 overall under McGuire when holding opponents to 25 or fewer points. Texas Tech has limited its opponents to 25 or less points eight times during Big 12 play under McGuire and has done so in each of its two bowl victories.

■ McGuire's eight-win debut in 2022 finished one victory shy for the most by a first-year head coach in program history as Dell Morgan previously led the Red Raiders to a 9-2 record in 1941. McGuire led the Red Raiders to a 5-4 record in Big 12 that same season, becoming the first head coach to notch a winning conference record (above .500) in his debut season since David McWilliams did so in 1986.

RECORD BREAKDOWN

	2024	Big 12	McGuire
Overall	5-1	3-0	20-12
at Jones AT&T Stadium	4-0	2-0	14-3
in Away Games	1-1	1-0	4-9
in Neutral Site Games	0-0	0-0	2-0
Day Games	2-0	1-0	8-4
Night Games (6 p.m. start or later)	3-1	2-0	12-8
vs. Top 25 teams	0-0	0-0	3-6
vs. Top 10 teams	0-0	0-0	0-3
vs. Unranked Teams	5-1	3-0	17-6
Scoring first	5-0	3-0	15-4
Opponents score first	0-1	0-0	5-8
Leading at halftime	4-0	2-0	16-2
Trailing at halftime	0-1	0-0	2-10
Tied at halftime	1-0	1-0	2-0
Leading after third quarter	5-0	3-0	19-2
Trailing after third quarter	0-1	0-0	1-8
Tied after third quarter	0-0	0-0	0-2
Overtime games	1-0	0-0	4-1

Scoring less than 20 points	0-1	0-0	2-6
Scoring 20-29 points	1-0	1-0	2-3
Scoring 30-39 points	1-0	1-0	6-3
Scoring 40-49 points	1-0	1-0	6-0
Scoring 50+ points	2-0	0-0	4-0

Allowing less than 20 points	0-0	0-0	6-0
Allowing 20-29 points	3-0	2-0	8-3
Allowing 30-39 points	0-1	0-0	2-6
Allowing 40+ points	2-0	1-0	3-3

Rushing for less than 100 yards	0-0	0-0	0-2
Rushing for 100-199 yards	3-1	2-0	13-10
Rushing for 200+ yards	2-0	1-0	7-0
Passing for less than 300 yards	3-0	3-0	13-8
Passing for 300-399 yards	2-1	0-0	5-4
Passing for 400+ yards	0-0	0-0	2-0
Less than 300 yards of total offense	0-0	0-0	1-1
Totaling 300-399 yards of offense	2-0	2-0	5-5
Totaling 400-499 yards of offense	1-1	1-0	8-5
Totaling 500-599 yards of offense	2-0	0-0	5-1
Totaling 600+ yards offense	0-0	0-0	1-0

Allowing less than 100 yards rushing	1-0	1-0	7-0
Allowing 100-199 yards rushing	4-0	2-0	9-6
Allowing 200+ yds rushing	0-1	0-0	4-6
Allowing less than 200 yards passing	0-1	0-0	2-8
Allowing 200-299 yards passing	2-0	1-0	10-3
Allowing 300-399 yards passing	1-0	1-0	5-1
Allowing 400+ yards passing	2-0	1-0	3-0
Allowing less than 300 yards offense	0-0	0-0	2-3
Allowing 300-399 yards offense	2-0	1-0	7-1
Allowing 400-499 yards of offense	1-1	1-0	6-7
Allowing 500+ yards of offense	2-0	1-0	5-1

Leading turnover margin	5-0	3-0	12-2
Trailing turnover margin	0-1	0-0	5-10
Tied in turnover margin	0-0	0-0	3-0
Having 0 takeaways	0-0	0-0	3-5
Having 1 takeaway	2-1	1-0	6-5
Having 2 takeaways	1-0	1-0	5-2
Having 3 or more takeaways	2-0	1-0	6-0
Having 0 turnovers	2-0	1-0	7-1
Having 1 turnover	2-0	1-0	7-3
Having 2 turnovers	1-0	1-0	4-0
Having 3 or more turnovers	0-1	0-0	2-8
Leading in time of possession	2-0	1-0	12-3
When trailing in time of possession	3-1	2-0	8-9

TEXAS TECH QUICK FACTS

TEXAS TECH UNIVERSITY

Location	Lubbock, Texas
Founded	1923
Enrollment	41,045
Chancellor	Dr. Tedd Mitchell
President	Dr. Lawrence Schovanec
Director of Athletics	Kirby Hocutt
Faculty Athletics Representative	Brian Shannon
NCAA Affiliation	Divison I
Athletics Conference	Big 12 (Charter Member)
Nickname	Red Raiders
Official Mascot	Masked Rider (horse and rider)
Unofficial Mascot	Raider Red (cartoon figure)
Colors	Scarlet (PMS 485c) & Black (Process Black)
Band	Goin' Band From Raiderland (400 members)

TEAM HISTORY

First Year of Football	1925
Conference Championships	11
Bowl Appearances/Record	41 (17-23-1)
8+ win seasons (most recent)	27 (2022, 8-5)
9+ win seasons (most recent)	14 (2009, 9-4)
10+ win seasons (most recent)	6 (2008, 11-2)
Most wins in single season	11 (1953, 1973, 2008)


STADIUM INFORMATION

Stadium (Capacity)	Jones AT&T Stadium (60,229)
Stadium Luxury Suites	102
Stadium Club Seats	1,644
Stadium Surface	Hellas Matrix Helix (installed 2023)

TEXAS TECH SUPPORT STAFF

Head Strength & Conditioning Coach	Lance Barilow (3rd Season)
Sr. Assoc. S&C Coach	Aaron Hall (3rd Season)
Assoc. S&C Coach	Brandon Lee (4th Season)
Asst. S&C Coach	Brandyn Musgrave (3rd Season)
Asst. S&C Coach	Khalid Blount (2nd Season)
Associate A.D./Head Athletic Trainer	Michael Ramirez (8th Season)
Associate Athletic Trainer	Jordan Shimoda (2nd Season)
Assistant Athletic Trainer	Steven Lapso (4th Season)
Assistant Athletic Trainer	Erika Dean (2nd Season)
Applied Sports Scientist for Football	R.J. Torres (3rd Season)
Senior Analyst/Asst. QB Coach	Kirk Bryant (3rd Season)
Asst. ST Coord./Specialists Coach	Tyler Schovanec (3rd Season)
Asst. Running Backs Coach	Trent Vasey (3rd Season)
Asst. Defensive Backs Coach	Ryan Conry (3rd Season)
Asst. Inside Linebackers Coach	Taylor Young (1st Season)
G.A./Asst. OL Coach	Jackson Kimble (1st Season)
G.A./Asst. WR Coach	Tito Overton (1st Season)
G.A./Asst. Secondary Coach	Jah'Shawn Johnson (3rd Season)
G.A./Asst. Defensive Line Coach	Cole Maxwell (2nd Season)
Analyst	Darcel McBeth (1st Season)
Associate A.D./Football Admin.	Antonio Huffman (6th Season)
Director of Football Operations	Quintin Jordan (3rd Season)
Director of Player Development	Dave Martin (3rd Season)
Director of Player Personnel	James Blanchard (3rd Season)
Director of Scouting	Brian Nance (3rd Season)
Assistant A.D./Head Dietitian	Hannah Petersen (3rd Season)
Assistant Football Dietitian	Gentry Hicks (2nd Season)
Assistant A.D./Equipment Operations	Zane Perry (20th Season)
Head Football Equipment Manager	Cayman Ancell (8th Season)
Director of Football Video	Eric Gerald (9th Season)

TEXAS TECH COACHING STAFF



ZACH KITTLEY

Offensive Coordinator/Quarterbacks
3rd Season at Tech
Game Day Location: Sideline

Career Breakdown: Kittley returned to his alma mater to put together a strong debut season as the Red Raiders averaged 34.2 points per game and 461.4 yards of total offense per game despite using three different starting quarterbacks in 2022. Kittley has worked with a pair of NFL quarterbacks during his short coaching career, first with Patrick Mahomes II at Texas Tech and then Bailey Zappe at both Houston Baptist and Western Kentucky.



KENNY PERRY

Associate Head Coach/Special Teams
Coordinator/Running Backs
3rd Season at Tech
Game Day Location: Sideline


Career Breakdown: Perry, a legendary high school head coach in the DFW metroplex, had one of the nation's top running backs in 2023 with Tahj Brooks to go with the reliability on special teams with punter Austin McNamara and kicker Gino Garcia. Perry spent 14 years as a high school head coach, finishing 67-22 over his final seven seasons at Arlington Bowie alone. He is a former member of the THSCA Board of Directors.



JOSH BOOKBINDER

Inside Linebackers
3rd Season at Tech
Game Day Location: Pressbox


Career Breakdown: Bookbinder was among Joey McGuire's first hires at Texas Tech after the two previously served on the defensive staff at Baylor (2019-21). Texas Tech surrendered only 26.0 points per game in 2023 as Bookbinder navigated around an injury to starter Jacob Rodriguez in the season opener, only for freshman Ben Roberts to develop into the Red Raiders' leading tackler and an All-American. Bookbinder is the grandson of legendary Baylor head coach Grant Teaff.



ZARNELL FITCH

Defensive Line
3rd Season at Tech
Game Day Location: Sideline

Career Breakdown: Fitch, another one-time Texas High School Coaches Association member, is no stranger to the Big 12 as he previously served in a similar role at TCU prior to his arrival in Lubbock. Fitch has mentored 13 players who have earned All-Big 12 honors during his career, a list that features Texas Tech's Tony Bradford Jr. and Jaylon Hutchings, who were one of only three FBS duos to record at least 30 pressures each in 2022.



CLAY MCGUIRE

Offensive Line Coach
1st Season at Tech
Game Day Location: Sideline

Career Breakdown: McGuire (no relation to Joey McGuire) returned to his alma mater following two seasons as the offensive line coach at Washington State, his second stint with the Cougars after serving in a similar capacity for six years under Mike Leach from 2012-17. Under his tutelage, Cody O'Connell became a two-time All-America selection, and the second unanimous All-American in Washington State history in 2016 and was the school's first Outland Trophy finalist.



TIM DERUYTER

Defensive Coordinator
3rd Season at Tech
Game Day Location: Pressbox


Career Breakdown: DeRuyter arrived in Lubbock having served as a defensive coordinator or a head coach in each of the past 21 seasons. In 2023, the Red Raiders allowed only 26.0 points per game - their lowest average since 2009 - en route to their second-consecutive season with a winning Big 12 record. The previous season saw Tyree Wilson selected in the first round of the NFL Draft. DeRuyter was previously the head coach at Fresno State from 2012-16.



C.J. AH YOU

Outside Linebackers
3rd Season at Tech
Game Day Location: Sideline

Career Breakdown: Ah You mentored Tyree Wilson to first team All-America honors during his debut season on the Red Raider staff as Texas Tech, behind Wilson the Red Raiders ranked in the top 20 nationally for tackles for loss. His hiring marked his return to the Big 12 where he previously starred at Oklahoma (2005-06) before enjoying a six-year NFL career with the St. Louis Rams.



JOSH COCHRAN

Running Game Coordinator/Tight Ends
3rd Season at Tech
Game Day Location: Pressbox

Career Breakdown: Cochran shifted over to coach the tight ends under Joey McGuire after spending the previous two seasons as the co-offensive coordinator and offensive line coach at Austin Peay. Cochran, who was named in July 2022 to Dave Campbell's Texas Football "40 under 40" coaches list, is a one-time THSCA member as he began his career in the prep ranks at Lindale High School in East Texas.



JUSTIN JOHNSON

Assistant Head Coach/Passing Game
Coordinator/Receivers
2nd Season at Tech
Game Day Location: TBD

Career Breakdown: Johnson, nicknamed "Coach Juice" throughout his career, arrived in Lubbock after a three-year stint at Baylor. Johnson oversaw the running backs room at both Baylor and then Houston, his alma mater, in 2019, but returns to coaching wide receivers with the Red Raiders. He previously was the wide receivers coach at Kansas in 2018, the same position he starred at during his own four-year career at Houston.



MARCEL YATES

Passing Game Coordinator/Secondary
3rd Season at Tech
Game Day Location: Sideline

Career Breakdown: Yates, a former defensive coordinator at both Boise State and Arizona, mentored Dadrion Taylor-Demerson, who earned second Team All-Big 12 honors in 2023 and was selected in the fourth round of the 2024 NFL Draft by the Arizona Cardinals. The Red Raiders allowed only 29.2 points per game in Yates' debut season in 2022 before improving to 26.0 points in 2023. Yates arrived in Lubbock from Oregon where he was the secondary and passing game coordinator during the 2021 season. He has worked alongside defensive coordinator Tim DeRuyter each of the past three seasons at both Cal and Oregon.

NUMERICAL ROSTER

NO	PLAYER	POS	HT	WT	YR-EX	HOMETOWN (HIGH SCHOOL)
0	Bralyn Lux^	DB	5-11	185	Sr-1L	San Jose, Calif. (King's Academy)
0	Cam'Ron Valdez	RB	5-9	200	Jr-2L	Rockdale, Texas (Rockdale)
1	Micah Hudson	WR	6-0	195	Fr-HS	Temple, Texas (Lake Belton)
1	A.J. McCarty	DB	6-0	190	Jr-RS	Brownwood, Texas (Brownwood)
2	Behren Morton	QB	6-2	220	Jr-2L	Eastland, Texas (Eastland)
2	Jalon Peoples	DB	5-11	195	So-SQ	Cedar Hill, Texas (Cedar Hill)
3	Josh Kelly^	WR	6-1	195	Sr-TR	Fresno, Calif. (San Joaquin Memorial)
3	Bryce Ramirez	LB	6-2	235	Sr-2L	Missouri City, Texas (George Ranch)
4	Jordan Brown	WR	5-11	185	Sr-2L	Dallas, Texas (DeSoto)
4	Maurion Horn	DB	5-11	180	So-1L	Broken Arrow, Okla. (Broken Arrow)
5	Caleb Douglas	WR	6-4	205	Jr-TR	Missouri City, Texas (Hightower)
5	Quincy Ledet Jr.^	DL	6-2	315	Sr-1L	Orange, Texas (West Orange-Stark)
6	John Curry	LB	6-2	225	Fr-RS	Lubbock, Texas (Coronado)
6	Kelby Valsin	WR	6-1	195	Fr-RS	Arlington, Texas (Bowie)
7	Cameron Brown	QB	6-2	230	So-TR	Byron, Ga. (Northside Warner Robins)
7	Brenden Jordan	DB	6-0	210	So-1L	Mansfield, Texas (Mansfield)
8	E'Maurion Banks	DL	6-5	300	Jr-1L	Wichita Falls, Texas (Rider)
8	Coy Eakin	WR	6-2	210	So-1L	Stephenville, Texas (Stephenville)
9	C.J. Baskerville	DB	6-3	210	Sr-1L	North Richland Hills, Texas (Richland)
10	Drae McCray	WR	5-9	185	Sr-1L	Tallahassee, Fla. (North Florida Christian)
10	Jacob Rodriguez	LB	6-1	230	Jr-1L	Wichita Falls, Texas (Rider)
11	Charles Esters III	OLB	6-3	260	Jr-1L	Cedar Hill, Texas (Cedar Hill)
11	T.J. West	WR	6-1	200	Fr-RS	Houston, Texas (Humble)
12	Jalin Conyers	TE	6-4	265	Sr-TR	Gruver, Texas (Gruver)
12	Macho Stevenson	DB	6-1	190	Fr-RS	Shreveport, La. (Captain Shreve)
13	Brady Boyd	WR	6-1	195	Jr-1L	Southlake, Texas (Southlake Carroll)
13	Ben Roberts	LB	6-3	230	So-1L	Haslet, Texas (Eaton)
14	Joseph Adedire	OLB	6-3	265	Jr-2L	Mansfield, Texas (Mansfield Summit)
14	Drew Hocutt	WR	6-0	185	Sr-2L	Lubbock, Texas (Frenship)
15	Will Hammond	QB	6-2	205	Fr-HS	Austin, Texas (Hutto)
15	Oliver Miles III	DB	6-2	190	Fr-HS	El Campo, Texas (El Campo)
16	Ashton Hampton	DB	6-0	165	Fr-HS	Pearland, Texas (Pearland)
17	Isaac Smith	OLB	6-6	260	Jr-1L	Wagoner, Okla. (Wagoner)
17	Jake Strong	QB	6-1	205	Fr-RS	Justin, Texas (Northwest)
18	L.J. Johnson Jr.	WR	5-10	180	Fr-HS	Madisonville, Texas (Madisonville)
18	JohnCarlos Miller II	TE	6-5	240	Jr-TR	Greensboro, N.C. (Dudley)
19	Dylan Spencer	OLB	6-5	245	So-1L	Orange, Texas (C.E. King)
19	Haydon Wiginton	WR	5-11	195	Jr-SQ	Midlothian, Texas (Heritage)
20	J'Koby Williams	RB	5-10	180	Fr-HS	Beckville, Texas (Beckville)
21	Jordan Sanford	DB	6-0	195	So-1L	Arlington, Texas (Mansfield Timberview)
22	Devynn Cromwell	DB	6-0	200	Sr-TR	Toronto, Ontario, Canada (Clarkson Football North)
23	JMaury Davis	DB	5-11	190	Fr-RS	Clarendon, Texas (Clarendon)
23	Adam Hill	RB	6-1	215	Fr-HS	Albany, Texas (Albany)
24	Malik Esquerria	DB	6-3	195	Fr-HS	Killeen, Texas (Shoemaker)
25	Chapman Lewis	DB	6-1	180	So-1L	Burleson, Texas (Burleson Centennial)
26	Sammy Morris IV	DB	6-1	200	Jr-SQ	Prosper, Texas (Prosper)
27	Isaiah Collins	DB	6-3	190	Fr-HS	Huntsville, Texas (Huntsville)
27	Javeon Wilcox	DB	6-0	205	Fr-TR	Temple, Texas (Lake Belton)
28	Tahj Brooks^	RB	5-10	230	Sr-4L	Manor, Texas (Manor)
28	Peyton Morgan	DB	6-0	180	Fr-HS	Round Rock, Texas (Pflugerville Weiss)
29	Chief Collins	DB	5-11	195	Jr-1L	Lucas, Texas (Lovejoy)
30	Mikal Harrison-Pilot	DB	6-0	210	Fr-TR	Temple, Texas (Temple)
30	Jackson Knotts	LS	5-11	195	Sr-3L	Plant City, Fla. (Plant City)
31	Joseph Plunk	DB	5-10	180	Sr-2L	Amarillo, Texas (Tascosa)
32	Jaden Morris	RB	5-11	205	So-SQ	Arlington, Texas (Lamar)
32	Cheta Ofili	OLB	6-4	225	Fr-HS	Rowlett, Texas (Sachse)
33	Cameron Dickey	RB	5-10	215	Fr-HS	Austin, Texas (Crockett)
33	Harvey Dyson III	OLB	6-3	250	So-1L	Cedar Hill, Texas (Cedar Hill)
34	Trent Low	LB	6-1	220	Sr-1L	Midland, Texas (Midland Lee)
35	Miquel Dingle Jr.	LB	6-2	220	Fr-RS	Charleston, S.C. (Byrnes)
36	Justin Horne	LB	6-0	220	Fr-RS	New Orleans, La. (John Curtis Christian)
37	Curtis Murillo	WR	6-1	190	Fr-RS	El Paso, Texas (Eastwood)
37	Miles Thompson	DB	5-11	175	Fr-RS	Cedar Rapids, Iowa (Washington)
38	Reese Burkhardt	K	6-1	200	Sr-1L	Andalusia, Ala. (Andalusia)
38	Anthony White	DB	6-0	195	Fr-RS	Abernathy, Texas (Abernathy)
39	Luke Dillingham	DB	6-1	205	Jr-SQ	Brock, Texas (Brock)
39	Charles Robinson	TE	6-0	250	Jr-SQ	Lubbock, Texas (Coronado)
40	Wesley Smith	LB	5-10	220	So-1L	Midland, Texas (Legacy)
41	Jack Burgess	P	6-3	215	Jr-TR	Bacchus Marsh, Victoria, Australia (St. Patrick's College)

NUMERICAL ROSTER

NO	PLAYER	POS	HT	WT	YR-EX	HOMETOWN (HIGH SCHOOL)
42	Marcus Ramon-Edwards	DB	6-3	225	Fr-RS	Lubbock, Texas (Trinity)
43	Chris Lemons	LB	6-2	210	Fr-RS	Prosper, Texas (Prosper)
45	Terrell Tilmon	OLB	6-5	235	Jr-1L	Mansfield, Texas (Mansfield Timberview)
46	Isaiah Crawford	OLB	6-4	225	Fr-RS	Post, Texas (Post)
47	Rylan Vagana	LS	6-0	210	Fr-HS	Huntington Beach, Calif. (Mater Dei)
48	Gage Elder	LB	5-11	220	Jr-SQ	Rockwall, Texas (Rockwall)
48	Stone Harrington	K	6-3	195	So-SQ	Colleyville, Texas (Colleyville)
50	Eddy Smith	OLB	6-6	270	Fr-HS	Pearland, Texas (Pearland Dawson)
51	Jayden Cofield	DL	6-2	310	Fr-RS	Austin, Texas (Manor)
52	De'Braylon Carroll^	DL	6-0	300	Sr-TR	Duncanville, Texas (Duncanville)
53	Holton Hendrix	OL	6-4	300	Fr-HS	Lubbock, Texas (Lubbock Cooper)
54	Kaden Carr	OL	6-6	320	Fr-RS	Canadian, Texas (Lubbock Cooper)
56	Davion Carter^	OL	6-0	295	Sr-TR	Pearl, Miss. (Pearl)
58	Tanner Allen	DL	6-3	285	So-SQ	Bryan, Texas (Bryan)
60	Nick Fattig	OL	6-4	290	Fr-RS	League City, Texas (Clear Springs)
62	Tyler Murray	OL	6-4	295	Fr-HS	San Antonio, Texas (Brandeis)
63	Dylan Shaw	OL	6-4	315	Fr-RS	Corpus Christi, Texas (Flour Bluff)
64	Jurrien Loftin	OL	6-5	315	So-SQ	Aledo, Texas (Aledo)
65	D'Anthis Upshaw Jr.	OL	6-5	280	Fr-HS	Irving, Texas (Irving)
66	Jackson Hildebrand	OL	6-2	285	Fr-HS	San Antonio, Texas (Alamo Heights)
67	Dalton Merryman	OL	6-9	305	Jr-SQ	Montgomery, Texas (Montgomery)
68	Jaxon Hughes^	OL	6-6	310	Sr-TR	Greensboro, N.C. (Northern Guilford)
69	Caleb Rodkey	OL	6-4	315	Jr-1L	Missouri City, Texas (Ridge Point)
70	Jacob Ponton	OL	6-8	280	Fr-HS	Dripping Springs, Texas (Dripping Springs)
71	Vinny Sciury	OL	6-4	305	Sr-TR	Massillon, Ohio (Perry)
72	Sheridan Wilson	OL	6-5	300	So-SQ	Argyle, Texas (Argyle)
73	Garrett Morphis	OL	6-4	300	Fr-RS	Monticello, Ark. (Waco Midway)
74	Daniel Sill	OL	6-5	315	Fr-RS	College Station, Texas (A&M Consolidated)
75	Ty Buchanan	OL	6-6	305	Jr-2L	Corpus Christi, Texas (Calallen)
76	Caleb Rogers^	OL	6-5	310	Sr-4L	Mansfield, Texas (Lake Ridge)
77	Maurice Rodrigues	OL	6-7	335	Jr-TR	Pasadena, Calif. (Pasadena)
78	Ellis Davis	OL	6-7	290	Fr-HS	Prosper, Texas (Prosper)
79	Sterling Porcher	OL	6-4	315	Sr-TR	Sumter, S.C. (Sumter)
80	Mason Tharp	TE	6-9	270	Sr-3L	Klein, Texas (Klein)
82	Price Morgan	WR	5-11	190	Jr-TR	Round Rock, Texas (Pflugerville Weiss)
83	Jack Esparza	TE	6-4	250	So-SQ	Austin, Texas (St. Michael's Catholic)
84	D.J. Crest	WR	6-3	190	Fr-RS	El Paso, Texas (Parkland)
85	Aiden Meeks	WR	5-10	180	Fr-RS	Rockwall, Texas (Rockwall)
86	Tyson Turner	WR	6-2	210	Fr-HS	Bryan, Texas (Bryan)
87	Chandlin Myers	WR	6-3	165	Fr-HS	Hawley, Texas (Hawley)
88	Trey Jackson	TE	6-5	230	Fr-HS	Dallas, Texas (South Oak Cliff)
88	Amier Washington	OLB	6-2	270	Fr-RS	Orange, Texas (Little Cypress-Mauriceville)
89	Jason Llewellyn	TE	6-5	265	So-TR	Aledo, Texas (Aledo)
90	Ansel Nedore	OLB	6-3	265	Fr-RS	Round Rock, Texas (Round Rock)
91	James Hansen^	DL	6-2	315	Sr-TR	Fontana, Calif. (Kaiser)
92	Kasen Long	OLB	6-5	260	Fr-HS	Shallowater, Texas (Shallowater)
94	Braylon Rigsby	OLB	6-2	295	Fr-RS	Woodville, Texas (Woodville)
95	Trevon McAlpine	DL	6-3	305	So-1L	Saraland, Ala. (Saraland)
96	Keyshawn Williams	DL	6-3	310	Fr-HS	Houston, Texas (Dekaney)
97	Charles Anderson Jr.	OLB	6-6	265	Fr-HS	Houston, Texas (Pearland Dawson)
98	Kendall Allen	DL	6-3	265	Fr-HS	Tyler, Texas (Chapel Hill)
99	Sam Carrell	OLB	6-4	270	Jr-SQ	Albuquerque, N.M. (Sandia)
99	Gino Garcia^	K	6-2	215	Sr-1L	Richardson, Texas (Pearce)

PHONETIC ROSTER visit the [TexasTech.com](#) football roster page for audio pronunciations powered by The Name Engine



•0 Bralyn Lux - <i>BRAY-Lin</i>	•14 Joseph Adedire - <i>uh-DAY-dee-ray</i>	•37 Curtis Murillo - <i>mer-ILL-low</i>	•71 Vinny Scuiry - <i>SKIR-ee</i>
•0 Cam'Ron Valdez - <i>CAM-ron</i>	•14 Drew Hocutt - <i>HOE-cutt</i>	•41 Jack Burgess - <i>BER-jess</i>	•73 Garrett Morphis - <i>MORE-fiss</i>
•2 Behren Morton - <i>BARE-en</i>	•19 Haydon Wiginton - <i>HAY-dun, WIG-in-tun</i>	•45 Terrell Tilmon - <i>ter-ELL, TILL-min</i>	•77 Maurice Rodrigues - <i>more-EECE, rod-REE-gez</i>
•2 Jalon Peoples - <i>JAY-lin</i>	•22 Devynn Cromwell - <i>DEV-in, CRAHM-well</i>	•47 Rylan Vagana - <i>RYE-len, vuh-GAH-nuh</i>	•79 Sterling Porcher - <i>pore-SHAY</i>
•4 Maurion Horn - <i>MAR-ee-ahn</i>	•23 JMaury Davis - <i>juh-MAR-ee</i>	•52 De'Braylon Carroll - <i>duh-BRAY-lin</i>	•83 Jack Esparza - <i>eh-SPAR-zuh</i>
•5 Quinic Ledet Jr. - <i>luh-DETT</i>	•24 Malik Esquerra - <i>muh-LEEK, eh-SCARE-uh</i>	•56 Davion Carter - <i>DAY-vee-on</i>	•87 Chandlin Myers - <i>CHAND-linn</i>
•6 Kelby Valsin - <i>VAL-sin</i>	•27 Javeon Wilcox - <i>JAY-vee-on</i>	•60 Nick Fattig - <i>FAT-igg</i>	•89 Jason Llewellyn - <i>loo-ELL-in</i>
•8 E'Maurion Banks - <i>ee-MAR-ee-on</i>	•30 Mikal Harrison-Pilot - <i>mih-KALE</i>	•64 Jurrien Lofton - <i>JER-ee-in</i>	•90 Ansel Nedore - <i>nuh-DORE-ee</i>
•8 Coy Eakin - <i>AY-kin</i>	•32 Cheta Ofili - <i>CHET-uh, oh-FEE-lee</i>	•65 D'anthis Upshaw Jr. - <i>dee-ANN-this</i>	•95 Treveon McAlpine - <i>TRAY-von mick-AL-pine</i>
•10 Jacob Rodriguez - <i>rod-REE-gez</i>	•35 Miquel Dingle Jr. - <i>MY-kell, DING-gull</i>	•69 Caleb Rodkey - <i>ROD-kee</i>	•99 Sam Carrell - <i>CARE-ull</i>
•11 Charles Esters III - <i>ESS-sters</i>	•36 Justin Horne - <i>HORN</i>	•70 Jacob Ponton - <i>PONT-in</i>	



ROSTER BREAKDOWN BY POSITION

QUARTERBACKS

2	Behren Morton	6-2	220	Jr-2L	Eastland, Texas (Eastland)
7	Cameran Brown	6-2	230	So-TR	Byron, Ga. (Northside Warner Robins)
15	Will Hammond	6-2	205	Fr-HS	Austin, Texas (Hutto)
17	Jake Strong	6-1	205	Fr-RS	Justin, Texas (Northwest)

RUNNING BACKS

0	Cam Ron Valdez	5-9	200	Jr-2L	Rockdale, Texas (Rockdale)
20	J'Koby Williams	5-10	180	Fr-HS	Beckville, Texas (Beckville)
23	Adam Hill	6-1	215	Fr-HS	Albany, Texas (Albany)
28	Tahj Brooks^	5-10	230	Sr-4L	Manor, Texas (Manor)
32	Jaden Morris	5-11	205	So-SQ	Arlington, Texas (Lamar)
33	Cameron Dickey	5-10	215	Fr-HS	Austin, Texas (Crockett)

TIGHT ENDS

12	Jalin Conyers	6-4	265	Sr-TR	Gruver, Texas (Gruver)
18	Johncarlos Miller II	6-5	240	Jr-TR	Greensboro, N.C. (Dudley)
39	Charles Robinson	6-0	250	Jr-SQ	Lubbock, Texas (Coronado)
80	Mason Tharp	6-9	270	Sr-3L	Klein, Texas (Klein)
83	Jack Esparza	6-4	250	So-SQ	Austin, Texas (St. Michael's Catholic)
88	Trey Jackson	6-5	230	Fr-HS	Dallas, Texas (South Oak Cliff)
89	Jason Llewellyn	6-5	265	So-TR	Aledo, Texas (Aledo)

WIDE RECEIVERS

1	Micah Hudson	6-0	195	Fr-HS	Temple, Texas (Lake Belton)
3	Josh Kelly^	6-1	195	Sr-TR	Fresno, Calif. (San Joaquin Memorial)
4	Jordan Brown	5-11	185	Sr-2L	Dallas, Texas (DeSoto)
5	Caleb Douglas	6-4	205	Jr-TR	Missouri City, Texas (Hightower)
6	Kelby Valsin	6-1	195	Fr-RS	Arlington, Texas (Bowie)
8	Coy Eakin	6-2	210	So-1L	Stephenville, Texas (Stephenville)
10	Drae McCray	5-9	185	Sr-1L	Tallahassee, Fla. (North Florida Christian)
11	T.J. West	6-1	200	Fr-RS	Houston, Texas (Humble)
13	Brady Boyd	6-1	195	Jr-1L	Southlake, Texas (Southlake Carroll)
14	Drew Hocutt	6-0	185	Sr-2L	Lubbock, Texas (Frenship)
18	L.J. Johnson Jr.	5-10	180	Fr-HS	Madisonville, Texas (Madisonville)
19	Haydon Wiginton	5-11	195	Jr-SQ	Midlothian, Texas (Heritage)
37	Curtis Murillo	6-1	190	Fr-RS	El Paso, Texas (Eastwood)
82	Price Morgan	5-11	190	Jr-TR	Round Rock, Texas (Pflugerville Weiss)
84	D.J. Crest	6-3	190	Fr-RS	El Paso, Texas (Parkland)
85	Aiden Meeks	5-10	180	Fr-RS	Rockwall, Texas (Rockwall)
86	Tyson Turner	6-2	210	Fr-HS	Bryan, Texas (Bryan)
87	Chandlin Myers	6-3	165	Fr-HS	Hawley, Texas (Hawley)

OFFENSIVE LINE

53	Holton Hendrix	6-4	300	Fr-HS	Lubbock, Texas (Lubbock Cooper)
54	Kaden Carr	6-6	320	Fr-RS	Canadian, Texas (Lubbock Cooper)
56	Davion Carter^	6-0	295	Sr-TR	Pearl, Miss. (Pearl)
60	Nick Fattig	6-4	290	Fr-RS	League City, Texas (Clear Springs)
62	Tyler Murray	6-4	295	Fr-HS	San Antonio, Texas (Brandeis)
63	Dylan Shaw	6-4	315	Fr-RS	Corpus Christi, Texas (Flour Bluff)
64	Jurrien Loftin	6-5	315	So-SQ	Aledo, Texas (Aledo)
65	D'Anthis Upshaw Jr.	6-5	280	Fr-HS	Irving, Texas (Irving)
66	Jackson Hildebrand	6-2	285	Fr-HS	San Antonio, Texas (Alamo Heights)
67	Dalton Merryman	6-9	305	Jr-SQ	Montgomery, Texas (Montgomery)
68	Jaxon Hughes^	6-6	310	Sr-TR	Greensboro, N.C. (Northern Guilford)
69	Caleb Rodkey	6-4	315	Jr-1L	Missouri City, Texas (Ridge Point)
70	Jacob Ponton	6-8	280	Fr-HS	Dripping Springs, Texas (Dripping Springs)
71	Vinny Sciury	6-4	305	Sr-TR	Massillon, Ohio (Perry)
72	Sheridan Wilson	6-5	300	So-SQ	Argyle, Texas (Argyle)
73	Garrett Morphis	6-4	300	Fr-RS	Monticello, Ark. (Waco Midway)
74	Daniel Sill	6-5	315	Fr-RS	College Station, Texas (A&M Consolidated)
75	Ty Buchanan	6-6	305	Jr-2L	Corpus Christi, Texas (Calallen)
76	Caleb Rogers^	6-5	310	Sr-4L	Mansfield, Texas (Lake Ridge)
77	Maurice Rodriques	6-7	335	Jr-TR	Pasadena, Calif. (Pasadena)
78	Ellis Davis	6-7	290	Fr-HS	Prosper, Texas (Prosper)
79	Sterling Porcher	6-4	315	Sr-TR	Sumter, S.C. (Sumter)

SPECIALISTS

30	Jackson Knotts	5-11	195	Sr-3L	Plant City, Fla. (Plant City)
38	Reese Burkhardt	6-1	200	Sr-1L	Andalusia, Ala. (Andalusia)
41	Jack Burgess	6-3	215	Jr-TR	Bacchus Marsh, Victoria, Australia (St. Patrick's College)
47	Rylan Vagana	6-0	210	Fr-HS	Huntington Beach, Calif. (Mater Dei)
48	Stone Harrington	6-3	195	So-SQ	Colleyville, Texas (Colleyville)
99	Gino Garcia^	6-2	215	Sr-1L	Richardson, Texas (Pearce)

ALPHABETICAL

NAME	NO	POS
Joseph Adedire	14	OLB
Kendall Allen	98	OL
Tanner Allen	58	OL
Charles Anderson Jr.	97	OLB
E'Maurion Banks	8	OL
C.J. Baskerville	9	DB
Brady Boyd	13	WR
Tahj Brooks	28	RB
Cameran Brown	7	QB
Jordan Brown	4	WR
Ty Buchanan	75	OL
Jack Burgess	41	P
Reese Burkhardt	38	K
Kaden Carr	54	OL
Sam Carrell	99	OL
De'Braylon Carroll	52	OL
Davion Carter	56	OL
Jayden Cofield	51	OL
Chief Collins	29	DB
Isaiah Collins	27	DB
Jalin Conyers	12	TE
Isaiah Crawford	46	OLB
D.J. Crest	84	WR
Devynn Cromwell	22	DB
John Curry	6	LB
Ellis Davis	78	OL
JMaury Davis	23	DB
Cameron Dickey	33	RB
Luke Dillingham	39	DB
Miquel Dingle Jr.	35	LB
Caleb Douglas	5	WR
Harvey Dyson III	33	OLB
Coy Eakin	8	WR
Gage Elder	48	LB
Jack Esparza	83	TE
Malik Esquerra	24	DB
Charles Esters III	11	OLB
Nick Fattig	60	OL
Gino Garcia	99	K
Will Hammond	15	QB
Ashton Hampton	16	DB
James Hansen	91	OL
Stone Harrington	48	K
Mikal Harrison-Pilot	30	DB
Holton Hendrix	53	OL
Jackson Hildebrand	66	OL
Adam Hill	23	RB
Drew Hocutt	14	WR
Maurion Horn	4	DB
Justin Horne	36	LB
Micah Hudson	1	WR
Jaxon Hughes	68	OL
Trey Jackson	88	TE
L.J. Johnson Jr.	18	WR
Brenden Jordan	7	DB
Josh Kelly	3	WR
Jackson Knotts	30	LS
Quincy Ledet Jr.	5	OL
Chris Lemons	43	LB
Chapman Lewis	25	DB
Jason Llewellyn	89	TE
Jurrien Loftin	64	OL
Kasen Long	92	OLB
Trent Low	34	LB
Bralyn Lux	0	DB
Trevon McAlpine	95	OL
A.J. McCarty	1	DB
Drae McCray	10	WR

ALPHABETICAL

NAME	NO	POS
Aiden Meeks	85	WR
Dalton Merryman	67	OL
Oliver Miles III	15	DB
JohnCarlos Miller II	18	TE
Peyton Morgan	28	DB
Price Morgan	82	WR
Garrett Morphis	73	OL
Jaden Morris	32	RB
Sammy Morris IV	26	DB
Behren Morton	2	QB
Curtis Murillo	37	WR
Tyler Murray	62	OL
Chandlin Myers	87	WR
Ansel Nedore	90	OLB
Cheta Ofili	32	OLB
Jalon Peoples	2	DB
Joseph Plunk	31	DB
Jacob Ponton	70	OL
Sterling Porcher	79	OL
Bryce Ramirez	3	LB
Marcus Ramon-Edwards	42	DB
Braylon Rigsby	94	OLB
Ben Roberts	13	LB
Charles Robinson	39	TE
Caleb Rodkey	69	OL
Jacob Rodriguez	10	LB
Maurice Roderiques	77	OL
Caleb Rogers	76	OL
Jordan Sanford	21	DB
Vinny Sciury	71	OL
Dylan Shaw	63	OL
Daniel Sill	74	OL
Eddy Smith	50	OLB
Isaac Smith	17	OLB
Wesley Smith	40	LB
Dylan Spencer	19	OLB
Macho Stevenson	12	DB
Jake Strong	17	QB
Mason Tharp	80	TE
Miles Thompson	37	DB
Terrell Tilmon	45	OLB
Tyson Turner	86	WR
D'Anthis Upshaw	65	OL
4Rylan Vagana	47	LS
Cam'Ron Valdez	0	RB
Kelby Valsin	6	WR
Amier Washington	88	OLB
T.J. West	11	WR
Anthony White	38	DB
Haydon Wiginton	19	WR
Javeon Wilcox	27	DB
J'Koby Williams	20	RB
Keyshawn Williams	96	DL
Sheridan Wilson	72	OL

ROSTER BREAKDOWN BY POSITION

DEFENSIVE LINE

5	Quincy Ledet Jr.^	6-2	315	Sr-1L	Orange, Texas (West Orange-Stark)
8	E'Maurion Banks	6-5	300	Jr-1L	Wichita Falls, Texas (Rider)
51	Jayden Cofield	6-2	310	Fr-RS	Austin, Texas (Manor)
52	De'Braylon Carroll^	6-0	300	Sr-TR	Duncanville, Texas (Duncanville)
58	Tanner Allen	6-3	285	So-SQ	Bryan, Texas (Bryan)
91	James Hansen^	6-2	315	Sr-TR	Fontana, Calif. (Kaiser)
95	Trevon McAlpine	6-3	305	So-1L	Saraland, Ala. (Saraland)
96	Keyshawn Williams	6-3	310	Fr-HS	Houston, Texas (Dekaney)
98	Kendall Allen	6-3	265	Fr-HS	Tyler, Texas (Chapel Hill)

OUTSIDE LINEBACKERS

11	Charles Esters III	6-3	260	Jr-1L	Cedar Hill, Texas (Cedar Hill)
14	Joseph Adedire	6-3	265	Jr-2L	Mansfield, Texas (Mansfield Summit)
17	Isaac Smith	6-6	260	Jr-1L	Wagoner, Okla. (Wagoner)
19	Dylan Spencer	6-5	245	So-1L	Orange, Texas (C.E. King)
32	Cheta Ofili	6-4	225	Fr-HS	Rowlett, Texas (Sachse)
33	Harvey Dyson III	6-3	250	So-1L	Cedar Hill, Texas (Cedar Hill)
45	Terrell Tilmon	6-5	235	Jr-1L	Mansfield, Texas (Mansfield Timberview)
46	Isaiah Crawford	6-4	225	Fr-RS	Post, Texas (Post)
50	Eddy Smith	6-6	270	Fr-HS	Pearland, Texas (Pearland Dawson)
88	Amier Washington	6-2	270	Fr-RS	Orange, Texas (Little Cyrpress-Mauriceville)
90	Ansel Nedore	6-3	265	Fr-RS	Round Rock, Texas (Round Rock)
92	Kasen Long	6-5	260	Fr-HS	Shallowater, Texas (Shallowater)
94	Braylon Rigsby	6-2	295	Fr-RS	Woodville, Texas (Woodville)
97	Charles Anderson Jr.	6-6	265	Fr-HS	Houston, Texas (Pearland Dawson)
99	Sam Carrell	6-4	270	Jr-SQ	Albuquerque, N.M. (Sandia)

INSIDE LINEBACKERS

3	Bryce Ramirez	6-2	235	Sr-2L	Missouri City, Texas (George Ranch)
6	John Curry	6-2	225	Fr-RS	Lubbock, Texas (Coronado)
10	Jacob Rodriguez	6-1	230	Jr-1L	Wichita Falls, Texas (Rider)
13	Ben Roberts	6-3	230	So-1L	Haslet, Texas (Eaton)
34	Trent Low	6-1	220	Sr-1L	Midland, Texas (Midland Lee)
35	Miquel Dingle Jr.	6-2	220	Fr-RS	Charleston, S.C. (Byrnes)
36	Justin Horne	6-0	220	Fr-RS	New Orleans, La. (John Curtis Christian)
40	Wesley Smith	5-10	220	So-1L	Midland, Texas (Legacy)
43	Chris Lemons	6-2	210	Fr-RS	Prosper, Texas (Prosper)
48	Gage Elder	5-11	220	Jr-SQ	Rockwall, Texas (Rockwall)

DEFENSIVE BACKS

0	Bralyn Lux^	5-11	185	Sr-1L	San Jose, Calif. (King's Academy)
1	A.J. McCarty	6-0	190	Jr-RS	Brownwood, Texas (Brownwood)
2	Jalon Peoples	5-11	195	So-SQ	Cedar Hill, Texas (Cedar Hill)
4	Maurion Horn	5-11	180	So-1L	Broken Arrow, Okla. (Broken Arrow)
7	Brenden Jordan	6-0	210	So-1L	Mansfield, Texas (Mansfield)
9	C.J. Baskerville	6-3	210	Sr-1L	North Richland Hills, Texas (Richland)
12	Macho Stevenson	6-1	190	Fr-RS	Shreveport, La. (Captain Shreve)
15	Oliver Miles III	6-2	190	Fr-HS	El Campo, Texas (El Campo)
16	Ashton Hampton	6-0	165	Fr-HS	Pearland, Texas (Pearland)
21	Jordan Sanford	6-0	195	So-1L	Arlington, Texas (Mansfield Timberview)
22	Devynn Cromwell	6-0	200	Sr-TR	Toronto, Ontario, Canada (Clarkson Football North)
23	JMaury Davis	5-11	190	Fr-RS	Clarendon, Texas (Clarendon)
24	Malik Esquerra	6-3	195	Fr-HS	Killeen, Texas (Shoemaker)
25	Chapman Lewis	6-1	180	So-1L	Burleson, Texas (Burleson Centennial)
26	Sammy Morris IV	6-1	200	Jr-SQ	Prosper, Texas (Prosper)
27	Isaiah Collins	6-3	190	Fr-HS	Huntsville, Texas (Huntsville)
27	Javeon Wilcox	6-0	205	Fr-TR	Temple, Texas (Lake Belton)
28	Peyton Morgan	6-0	180	Fr-HS	Round Rock, Texas (Pflugerville Weiss)
29	Chief Collins	5-11	195	Jr-1L	Lucas, Texas (Lovejoy)
30	Mikal Harrison-Pilot	6-0	210	Fr-TR	Temple, Texas (Temple)
31	Joseph Plunk	5-10	180	Sr-2L	Amarillo, Texas (Tascosa)
37	Miles Thompson	5-11	175	Fr-RS	Cedar Rapids, Iowa (Washington)
38	Anthony White	6-0	195	Fr-RS	Abernathy, Texas (Abernathy)
39	Luke Dillingham	6-1	205	Jr-SQ	Brock, Texas (Brock)
42	Marcus Ramon-Edwards	6-3	225	Fr-RS	Lubbock, Texas (Trinity)

ROSTER KEY

^ represents Super Senior who is utilizing COVID season for final year of eligibility



NATIONAL RANKINGS

ASSOCIATED PRESS (Week 7, Oct. 13)

Team	Record	Points
1. Texas (56)	6-0	1544
2. Oregon (6)	6-0	1493
3. Penn State	4-0	1445
4. Ohio State	5-1	1357
5. Georgia	5-1	1300
6. Miami (FL)	6-0	1232
7. Alabama	5-1	1127
8. LSU	5-1	994
9. Iowa State	6-0	982
10. Clemson	5-1	980
11. Tennessee	5-1	959
12. Notre Dame	5-1	914
13. BYU	6-0	889
14. Texas A&M	5-1	744
15. Boise State	5-1	597
16. Indiana	6-0	580
17. Kansas State	5-1	567
18. Ole Miss	5-2	511
19. Missouri	5-1	409
20. Pittsburgh	6-0	397
21. SMU	5-1	260
22. Illinois	5-1	249
23. Army	6-0	137
24. Michigan	4-2	133
25. Navy	5-0	84

RECEIVING VOTES: Vanderbilt 68, Nebraska 62, Arizona St. 39, Oklahoma 36, Washington St. 32, Iowa 29, Texas Tech 18, Syracuse 13, Arkansas 13, Utah 7, Louisville 6, Southern Cal 5, Liberty 2, UNLV 1.

THE LAST TIME TEXAS TECH WAS...

Ranked in AP Poll	Sept. 23, 2018 (No. 25)
Ranked in Coaches' Poll	Preseason 2023 (No. 24)
RV in the AP Poll	Oct. 13, 2024
RV in Coaches' Poll	Oct. 13, 2024

MISCELLANEOUS RECORDS:

Highest Ranking (AP):	No. 2 (Nov. 2-16, 2008)
Highest Ranking (Coaches):	No. 2 (Nov. 9-16, 2008)
Highest Final Ranking (AP):	No. 11 (1938, 1973)
Highest Final Ranking (Coaches):	No. 11 (1973)
Consecutive Weeks Ranked (AP):	20 (2004-06)

USA TODAY AFCA COACHES POLL (Week 7, Oct. 13)

Team	Record	Points
1. Texas (53)	6-0	1373
2. Oregon (2)	6-0	1322
3. Penn State	6-0	1220
4. Georgia	5-1	1189
5. Ohio State	5-1	1141
6. Miami (FL)	6-0	1105
7. Alabama	5-1	1010
8. LSU	5-1	914
9. Clemson	5-1	904
10. Tennessee	5-1	891
11. Notre Dame	5-1	838
12. Iowa State	6-0	823
13. BYU	6-0	686
14. Texas A&M	5-1	636
15. Ole Miss	5-2	524
16. Missouri	5-1	521
17. Kansas State	5-1	472
18. Indiana	6-0	462
19. Boise State	5-1	373
20. Pittsburgh	6-0	340
21. Illinois	5-1	231
22. Michigan	4-2	223
23. SMU	5-1	183
24. Army	6-0	104
25. Nebraska	5-1	90

RECEIVING VOTES: Oklahoma 81, Arizona State 49, Navy 37, Utah 31, Vanderbilt 26, Syracuse 13, UNLV 12, Iowa 12, Texas Tech 9, Liberty 9, Washington State 8, Memphis 4, Louisville 4, James Madison 3, Tulane 2.

COLLEGE FOOTBALL PLAYOFF

Team	Record	Points
First poll debuts Nov. 5		

BIG 12 CONFERENCE 2024-27 SCHEDULING MATRIX

2024

Date	Opponent	Location
A31	Abilene Christian	Lubbock, TX
S7	at Washington State	Pullman, WA
S14	North Texas	Lubbock, TX
S21	Arizona State*	Lubbock, TX
S28	Cincinnati*	Lubbock, TX
O5	at Arizona*	Tuscon, AZ
O19	Baylor*	Lubbock, TX
O26	at TCU*	Fort Worth, TX
N2	at Iowa State*	Ames, IA
N9	Colorado*	Lubbock, TX
N23	at Oklahoma State*	Stillwater, OK
N30	West Virginia*	Lubbock, TX

* = Big 12 game
All future conference dates (2025-27) are TBD

2025

Date	Opponent	Location
A30	Arkansas-Pine Bluff	Lubbock, TX
S6	Kent State	Lubbock, TX
S13	Oregon State	Lubbock, TX
	BYU*	Lubbock, TX
	Kansas*	Lubbock, TX
	Oklahoma State*	Lubbock, TX
	UCF*	Lubbock, TX
	at Arizona State*	Tempe, AZ
	at Houston*	Houston, TX
	at Kansas State*	Manhattan, KS
	at Utah*	Salt Lake City, UT
	at West Virginia*	Morgantown, WV

2026

Date	Opponent	Location
S5	Abilene Christian	Lubbock, TX
S12	at Oregon State	Corvallis, OR
S26	Sam Houston	Lubbock, TX
	Arizona*	Lubbock, TX
	Arizona State*	Lubbock, TX
	Houston*	Lubbock, TX
	TCU*	Lubbock, TX
	West Virginia*	Lubbock, TX
	at Baylor*	Waco, TX
	at Cincinnati*	Cincinnati, OH
	at Colorado*	Boulder, CO
	at Oklahoma State*	Stillwater, TX

2027

Date	Opponent	Location
S4	Arkansas-Pine Bluff	Lubbock, TX
S11	at North Texas	Denton, TX
S18	N.C. State	Lubbock, TX
	Baylor*	Lubbock, TX
	Iowa State*	Lubbock, TX
	Kansas State*	Lubbock, TX
	Utah*	Lubbock, TX
	at BYU*	Provo, UT
	at Houston*	Houston, TX
	at Kansas*	Lawrence, KS
	at TCU*	Fort Worth, TX
	at UCF*	Orlando, FL



COME-FROM-BEHIND WINS

The victory over Cincinnati at home on Sept. 28 marked the 27th time since 2000, and fourth time under Joey McGuire, that the Red Raiders overcame a double-digit deficit to win. Below is a listing of Tech's come-from-behind wins during that span:

DATE	OPPONENT	DEFICIT	RESULT
Dec. 29, 2006	vs. Minnesota*	31	W, 44-41 (OT)
Sept. 25, 2004	Kansas	25	W, 31-30
Sept. 18, 2004	TCU	21	W, 70-35
Oct. 1, 2011	at Kansas	20	W, 45-34
Nov. 26, 2022	Oklahoma	18	W, 51-48 (OT)
Oct. 5, 2002	at #23 Texas A&M	18	W, 48-47 (OT)
Nov. 18, 2006	Oklahoma State	17	W, 30-24
Nov. 18, 2023	UCF	14	W, 24-23
Sept. 24, 2022	#22 Texas	14	W, 37-34 (OT)
Sept. 4, 2021	vs. Houston	14	W, 38-21
Nov. 14, 2020	Baylor	14	W, 24-23
Sept. 24, 2011	Nevada	14	W, 35-34
Nov. 6, 2010	at #14 Missouri	14	W, 27-17
Nov. 29, 2008	Baylor	14	W, 35-28
Jan. 1, 2008	vs. Virginia	14	W, 31-28
Sept. 8, 2007	UTEP	14	W, 45-31
Nov. 1, 2003	Colorado	14	W, 26-21
Nov. 16, 2002	#3 Texas	14	W, 42-38
Oct. 19, 2013	at West Virginia	11	W, 37-27
Sept. 28, 2024	Cincinnati	11	W, 44-41
Nov. 24, 2017	at Texas	10	W, 27-23
Nov. 22, 2014	at Iowa State	10	W, 34-31
Oct. 5, 2013	at Kansas	10	W, 54-16
Oct. 20, 2012	at #21 TCU	10	W, 56-56 (3OT)
Sept. 3, 2011	Texas State	10	W, 50-10
Oct. 23, 2010	at Colorado	10	W, 27-24
Nov. 21, 2009	vs. Baylor	10	W, 20-13

* indicates largest come-from-behind win in FBS bowl history.

Bold indicates a Joey McGuire-led team

ALL-TIME OVERTIME GAMES

Texas Tech is 10-8 all-time in overtime games since the NCAA began allowing games to go past regulation in 1996. Below is a listing of Texas Tech's all-time results in overtime:

DATE	OPPONENT	RESULT
Aug. 31, 2024	Abilene Christian	W, 52-51 (OT)
Sept. 2, 2023	at Wyoming	L, 33-35 (2OT)
Nov. 26, 2022	Oklahoma	W, 51-48 (OT)
Sept. 24, 2022	#22 Texas	W, 37-34 (OT)
Sept. 10, 2022	#25 Houston	W, 33-30 (2OT)
Sept. 26, 2020	#8 Texas	L, 56-63 (OT)
Oct. 12, 2019	at #22 Baylor	L, 30-33 (2OT)
Nov. 4, 2017	Kansas State	L, 35-42 (OT)
Oct. 29, 2016	at TCU	W, 27-24 (2OT)
Nov. 24, 2012	vs. Baylor	L, 45-52 (OT)
Nov. 10, 2012	Kansas	W, 41-34 (2OT)
Oct. 20, 2012	at #21 TCU	W, 56-53 (3OT)
Oct. 11, 2008	Nebraska	W, 37-31 (OT)
Dec. 29, 2006	vs. Minnesota	W, 44-41 (OT)
Sept. 9, 2006	at UTEP	W, 38-35 (OT)
Nov. 13, 2004	at #22 Texas A&M	L, 25-32 (OT)
Oct. 5, 2002	at #23 Texas A&M	W, 48-47 (OT)
Sept. 21, 2002	#16 N.C. State	L, 48-51 (OT)
Oct. 6, 2001	Kansas	L, 31-34 (2OT)

2024 OPPONENT SCHEDULES/RESULTS



ABILENE CHRISTIAN

4-3, 3-1 UAC
Aug. 31 • 6:30 p.m.
Lubbock, Texas

Date	Opponent	Time/Result
Aug. 31	at Texas Tech	L, 51-52 (OT)
Sept. 7	West Georgia	W, 38-24
Sept. 14	at Northern Colorado	W, 24-22
Sept. 21	Idaho	L, 24-27
Sept. 28	at Utah Tech	W, 55-30
Oct. 5	Central Arkansas	W, 41-34
Oct. 12	at North Alabama	L, 34-47
Oct. 19	Eastern Kentucky	3 p.m.
--	OPEN DATE	--
Nov. 2	Southern Utah	3 p.m.
Nov. 9	at Austin Peay	3 p.m.
Nov. 16	at Tarleton State	6 p.m.
Nov. 23	at Stephen F. Austin	2 p.m.



ARIZONA ST SUN DEVILS

5-1, 2-1 Big 12
Sept. 21 • 2:30 p.m.
Lubbock, Texas

Date	Opponent	Time/Result
Aug. 31	Wyoming	W, 48-7
Sept. 7	Mississippi State	W, 30-23
Sept. 14	at Texas State	W, 31-28
Sept. 21	at Texas Tech	L, 22-30
--	OPEN DATE	--
Oct. 5	Kansas	W, 35-31
Oct. 11	Utah	W, 27-19
Oct. 19	at Cincinnati	11 a.m.
--	OPEN DATE	--
Nov. 2	at Oklahoma State	TBA
Nov. 9	UCF	TBA
Nov. 16	at Kansas State	TBA
Nov. 23	BYU	TBA
Nov. 30	at Arizona	TBA



BAYLOR BEARS

2-4, 0-3 Big 12
Oct. 19 • 3 p.m.
Lubbock, Texas

Date	Opponent	Time/Result
Aug. 31	Tarleton State	W, 45-3
Sept. 7	at Utah	L, 12-23
Sept. 14	Air Force	W, 31-3
Sept. 21	at Colorado	L, 31-38 ^{OT}
Sept. 28	BYU	L, 28-34
Oct. 5	at Iowa State	L, 21-43
--	OPEN DATE	--
Oct. 19	at Texas Tech	3 p.m.
Oct. 26	Oklahoma State	2:30 p.m.
Nov. 2	TCU	TBA
--	OPEN DATE	--
Nov. 16	at West Virginia	TBA
Nov. 23	at Houston	TBA
Nov. 30	Kansas	TBA



COLORADO BUFFALOES

4-2, 2-1 Big 12
Nov. 9 • TBA
Lubbock, Texas

Date	Opponent	Time/Result
Aug. 31	North Dakota State	W, 31-26
Sept. 7	at Nebraska	L, 10-28
Sept. 14	at Colorado State	W, 28-9
Sept. 21	Baylor	W, 38-31 ^{OT}
Sept. 28	at UCF	W, 48-21
--	OPEN DATE	--
Oct. 12	Kansas State	L, 28-31
Oct. 19	at Arizona	3 p.m.
Oct. 26	Cincinnati	9:15 p.m.
--	OPEN DATE	--
Nov. 9	at Texas Tech	TBA
Nov. 16	Utah	TBA
Nov. 23	at Kansas	TBA
Nov. 29	Oklahoma State	TBA



WASHINGTON STATE

5-1, 0-0 Pac-12
Sept. 7 • 9:00 p.m.
Pullman, Wash.

Date	Opponent	Time/Result
Aug. 31	Portland State	W, 70-30
Sept. 7	Texas Tech	W, 37-16
Sept. 14	vs. Washington	W, 24-19
Sept. 20	San Jose State	W, 54-52 ^{2OT}
Sept. 28	at Boise State	L, 24-45
--	OPEN DATE	--
Oct. 12	at Fresno State	W, 25-17
Oct. 19	Hawai'i	TBA
Oct. 26	at San Diego State	9:30 p.m.
--	OPEN DATE	--
Nov. 9	Utah State	TBA
Nov. 16	at New Mexico	TBA
Nov. 23	at Oregon State	6 p.m.
Nov. 30	Wyoming	5:30 p.m.



CINCINNATI BEARCATS

4-2, 2-1 Big 12
Sept. 28 • 7 p.m.
Lubbock, Texas

Date	Opponent	Time/Result
Aug. 31	Towson	W, 38-20
Sept. 7	Pittsburgh	L, 27-28
Sept. 14	at Miami (OH)	W, 27-16
Sept. 21	Houston	W, 34-0
Sept. 28	at Texas Tech	L, 41-44
--	OPEN DATE	--
Oct. 12	at UCF	W, 19-13
Oct. 19	Arizona State	11 a.m.
Oct. 26	at Colorado	9:15 p.m.
--	OPEN DATE	--
Nov. 9	West Virginia	TBA
Nov. 16	at Iowa State	TBA
Nov. 23	at Kansas State	TBA
Nov. 30	TCU	TBA



TCU HORNED FROGS

3-3, 1-2 Big 12
Oct. 26 • TBA
Fort Worth, Texas

Date	Opponent	Time/Result
Aug. 30	at Stanford	W, 34-27
Sept. 7	Long Island Univ.	W, 45-0
Sept. 14	UCF	L, 34-35
Sept. 21	at SMU	L, 42-66
Sept. 28	at Kansas	W, 38-27
Oct. 4	Houston	L, 19-30
--	OPEN DATE	--
Oct. 19	at Utah	9:30 p.m.
Oct. 26	Texas Tech	TBA
Nov. 2	at Baylor	TBA
Nov. 9	Oklahoma State	TBA
--	OPEN DATE	--
Nov. 23	Arizona	TBA
Nov. 30	at Cincinnati	TBA



OKLAHOMA ST COWBOYS

3-3, 0-3 Big 12
Nov. 23 • TBA
Stillwater, Okla.

Date	Opponent	Time/Result
Aug. 31	South Dakota State	W, 44-20
Sept. 7	Arkansas	W, 39-31
Sept. 14	at Tulsa	W, 45-10
Sept. 21	Utah	L, 19-22
Sept. 28	at Kansas State	L, 20-42
Oct. 5	West Virginia	L, 14-38
--	OPEN DATE	--
Oct. 19	at BYU	9:15 p.m.
Oct. 26	at Baylor	2:30 p.m.
Nov. 2	Arizona State	TBA
Nov. 9	at TCU	TBA
--	OPEN DATE	--
Nov. 23	Texas Tech	TBA
Nov. 29	at Colorado	11 a.m.



NORTH TEXAS

5-1, 2-0 AAC
Sept. 16 • 11 a.m.
Lubbock, Texas

Date	Opponent	Time/Result
Aug. 31	at South Alabama	W, 52-38
Sept. 7	Stephen F. Austin	W, 35-20
Sept. 14	at Texas Tech	L, 21-66
Sept. 21	Wyoming	W, 44-17
Sept. 28	Tulsa	W, 52-20
--	OPEN DATE	--
Oct. 12	at Florida Atlantic	W, 41-37
Oct. 19	at Memphis	TBA
Oct. 26	Tulane	TBA
--	OPEN DATE	--
Nov. 9	Army	TBA
Nov. 15	at UTSA	8 p.m.
Nov. 23	East Carolina	TBA
Nov. 30	at Temple	TBA



ARIZONA WILDCATS

3-3, 1-2 Big 12
Oct. 5 • 10 p.m.
Tucson, Ariz.

Date	Opponent	Time/Result
Aug. 31	New Mexico	W, 61-39
Sept. 7	Northern Arizona	W, 22-10
Sept. 14	at Kansas State	L, 7-31
--	OPEN DATE	--
Sept. 28	at Utah	W, 23-10
Oct. 5	Texas Tech	L, 22-28
Oct. 12	at BYU	L, 19-41
Oct. 19	Colorado	3 p.m.
Oct. 26	West Virginia	TBA
Nov. 2	at UCF	TBA
--	OPEN DATE	--
Nov. 16	Houston	9:15 p.m.
Nov. 23	at TCU	TBA
Nov. 30	Arizona State	TBA



IOWA STATE CYCLONES

6-0, 3-0 Big 12
Nov. 2 • TBA
Ames, Iowa

Date	Opponent	Time/Result
Aug. 31	North Dakota	W, 21-3
Sept. 7	at Iowa	W, 20-19
--	OPEN DATE	--
Sept. 21	Arkansas State	W, 52-7
Sept. 28	at Houston	W, 20-0
Oct. 5	Baylor	W, 43-21
Oct. 12	at West Virginia	W, 28-16
Oct. 19	UCF	6:30 p.m.
--	OPEN DATE	--
Nov. 2	Texas Tech	TBA
Nov. 9	at Kansas	TBA
Nov. 16	Cincinnati	TBA
Nov. 23	at Utah	TBA
Nov. 30	Kansas State	TBA



WEST VIRGINIA

3-3, 2-1 Big 12
Nov. 30 • TBA
Lubbock, Texas

Date	Opponent	Time/Result
Aug. 31	Penn State	L, 12-34
Sept. 7	UAlbany	W, 49-14
Sept. 14	at Pittsburgh	L, 34-38
Sept. 21	Kansas	W, 32-28
--	OPEN DATE	--
Oct. 5	at Oklahoma State	W, 38-14
Oct. 12	Iowa State	L, 16-28
Oct. 19	Kansas State	6:30 p.m.
Oct. 26	at Arizona	TBA
--	OPEN DATE	--
Nov. 9	at Cincinnati	TBA
Nov. 16	Baylor	TBA
Nov. 23	UCF	TBA
Nov. 30	at Texas Tech	TBA

GAME SEVEN DEPTH CHART

OFFENSE

QB	2	Behren Morton	6-2	215	Jr.-2L
	7	Cameran Brown	6-2	230	So.-TR
RB	28	Tahj Brooks	5-10	230	Sr.-4L
	33	Cameron Dickey	5-10	215	Fr.-HS
	20	J'Koby Williams	5-10	180	Fr.-HS
Y	3	Josh Kelly	6-1	195	Sr.-TR
	6	Kelby Valsin	6-1	195	Fr.-RS
Z	5	Caleb Douglas	6-4	205	Jr.-TR
	1	Micah Hudson	6-0	195	Fr.-HS
H	10	Drae McCray	5-9	185	Sr.-1L
	4	Jordan Brown	5-11	185	Sr.-2L
X	8	Coy Eakin	6-2	210	So.-1L
	13	Brady Boyd	6-1	195	Jr.-1L

DEFENSE

NT	5	Quincy Ledet Jr.	6-2	315	Sr.-1L	
	-or-	52	De'Braylon Carroll	6-0	300	Sr.-TR
	-or-	91	James Hansen	6-2	315	Sr.-TR
DT	8	E'Maurion Banks	6-5	300	Jr.-1L	
		51	Jayden Cofield	6-2	310	Fr.-RS
	-or-	95	Trevon McAlpine	6-3	305	So.-1L
OLB	33	Harvey Dyson III	6-3	250	So.-1L	
	-or-	17	Isaac Smith	6-6	260	Jr.-1L
		90	Ansel Nedore	6-3	265	Fr.-RS
WILL	10	Jacob Rodriguez	6-1	230	Jr.-1L	
	3	Bryce Ramirez	6-2	235	Sr.-2L	
MIKE	13	Ben Roberts	6-3	230	So.-1L	
	6	John Curry	6-2	225	Fr.-RS	
	35	Miquel Dingle Jr.	6-2	230	Fr.-RS	
OLB	11	Charles Esters III	6-3	260	Jr.-1L	
	88	Amier Washington	6-2	270	Fr.-RS	
	94	Braylon Rigbsby	6-2	295	Fr.-RS	

SPECIAL TEAMS

P	41	Jack Burgess	6-3	215	Jr.-TR
	84	Kaden Turner	6-2	200	Fr.-HS
K -or-	99	Gino Garcia	6-2	215	Sr.-1L
	38	Reese Burkhardt	6-1	200	Sr.-1L
LS	30	Jackson Knotts	5-11	195	Sr.-3L
	47	Rylan Vagana	6-0	210	Fr.-HS
KO	38	Reese Burkhardt	6-1	200	Sr.-1L
	99	Gino Garcia	6-2	215	Sr.-RS
H	41	Jack Burgess	6-3	215	Jr.-TR
	2	Behren Morton	6-2	215	Jr.-2L

TE	80	Mason Tharp	6-9	270	Sr.-3L	
	-or-	12	Jalin Conyers	6-4	265	Sr.-TR
	-or-	18	Johncarlos Miller II	6-5	240	Jr.-TR
LT	67	Dalton Merryman	6-9	305	Jr.-SQ	
	75	Ty Buchanan	6-6	305	Jr.-2L	
LG	79	Sterling Porcher	6-4	315	Sr.-TR	
	60	Nick Fattig	6-4	290	Fr.-RS	
	-or-	53	Holton Hendrix	6-4	300	Fr.-HS
C	72	Sheridan Wilson	6-5	300	So.-SQ	
	69	Caleb Rodkey	6-4	315	Jr.-1L	
RG	56	Davion Carter	6-0	295	Sr.-TR	
	74	Daniel Sill	6-5	315	Fr.-RS	
RT	76	Caleb Rogers	6-5	310	Sr.-4L	
	68	Jaxon Hughes	6-6	310	Sr.-TR	

STAR	1	A.J. McCarty	6-0	190	Jr.-RS
	-or- 7	Brenden Jordan	6-0	210	So.-1L
CB	0	Bralyn Lux	5-11	185	Sr.-1L
	12	Macho Stevenson	6-1	190	Fr.-RS
	2	Jalon Peoples	5-11	195	So.-SQ
FS	25	Chapman Lewis	6-1	180	So.-1L
	22	Devynn Cromwell	6-0	200	Sr.-TR
SS	9	C.J. Baskerville	6-3	210	Sr.-1L
	31	Joseph Plunk	5-10	180	Sr.-2L
CB	4	Maurion Horn	5-11	180	So.-1L
	21	Jordan Sanford	6-0	195	So.-1L

WEEKLY AVAILABILITY REPORT

Texas Tech will adopt a new availability reporting procedure beginning this season that is intended to provide the public and the media with timely information regarding the availability of student-athletes. Each week during the regular season, the Texas Tech sports medicine staff will provide an availability report for that week's game notes. The availability report will break student-athletes into three categories: out for season, out for upcoming contest and questionable. If a student-athlete will not return from injury during the season, he will be listed as "out for the season" each week. Texas Tech will list the nature of the injury based on the area it occurred (i.e. knee, ankle, upper body).

Outside of this update each Monday, the Texas Tech coaching staff will no longer go into detail on the nature of an injury. This will include the availability of student-athletes for practice that week. Again, the goal is to provide the media with this information ahead of Monday's regularly-scheduled press conferences with head coach Joey McGuire and coordinators.

Prior to each game, the athletics communications office will email an availability update roughly 45 minutes prior to kickoff. This report will only include student-athletes listed that week on Texas Tech's depth chart or key contributors to special teams, not its entire roster.

OUT FOR SEASON

Name	Class	Pos.	Location
Dylan Spencer	So.	OLB	Knee
Joseph Adedire	Jr.	OLB	Knee
Vinny Sciury	Sr.	OL	Knee
Cam'Ron Valdez	Jr.	RB	Knee

OUT FOR BAYLOR

Name	Class	Pos.	Location
Javeon Wilcox	R-Fr.	DB	Knee
Dylan Shaw	R-Fr.	OL	Hand

QUESTIONABLE FOR BAYLOR

Name	Class	Pos.	Location
Chapman Lewis	So.	DB	Hamstring

OFFENSIVE DEPTH CHART: NOTES

LEFT TACKLE

67 DALTON MERRYMAN
Jr. | 6-9 | 305

• Missed entirety of first season as a Red Raider in '23 due to injury. Cited by McGuire as one the biggest gainers from spring to fall. Made first career start Sept. 14 vs. UNT. Saw extended action on first team during this past preseason camp while Porcher rehabbed an injury. A transfer from Blinn JC.

75 TY BUCHANAN
Jr. | 6-6 | 305

• Started back-to-back games (at WSU/UNT) for first time in career. Had served as the primary backup at tackle the prev. two seasons. Arrived summer of '22; a transfer after one season at USC. 1st career start came at TCU (11/5/22). A consensus top-100 state recruit out of Corpus Christi Calallen.

WIDE RECEIVER (Y)

3 JOSH KELLY
Sr. | 6-1 | 195

• A coveted transfer from Washington State that will spend final season of eligibility at Tech. Led the Cougars with 923 yards & eight TDs in 2023. Earned degree at WSU, allowing immediate eligibility at Tech. Is a Fresno, Calif. native, having played first four collegiate years at hometown Fresno State.

6 KELBY VALSIN
R-Fr. | 6-1 | 195

• A 2023 redshirt. Was a top WR prospect in the state of Texas despite not playing football until his junior year. Caught more than 100 passes as a 2,000-yard receiver over his HS career to garner first team All-District 8-6A accolades each of his two seasons. Older brother, Jimmy Valsin III, is a 4th-year junior WR at Oregon State.

LEFT GUARD

79 STERLING PORCHER
Sr. | 6-4 | 315

• Pronounced pore-Shay. Joined Tech after starting in all 25 games of his two-year career at MTSU. 1,446 of 1,448 snaps came at LT during that time. Prior to MTSU, helped lead JC team to the NJCAA Natty in '21. Hosted by Caleb Rogers on recruiting visit. Has one season of eligibility left.

60 NICK FATTIG
R-Fr. | 6-4 | 290

• One of the top offensive line prospects not only in the Houston area but the state of Texas out of Clear Springs High School in his hometown of League City, Texas. Considered a four-star prospect by 247Sports and a three-star recruit by Rivals, ESPN and ON3.com. Has yet to play for the Red Raiders.

WIDE RECEIVER (H)

10 DRAE MCCRAY
Sr. | 5-9 | 185

• Started season on the Hornung watch list; one the nation's premier kick returners in '23 ready to contribute on offense as he did as an FCS All-American at Austin Peay in 2021-22 - where TE coach Josh Cochran was previously. Ranked fifth among Power 5 returners in kick return average (27.6) in '23. Likes to fish. From Tallahassee, Fla.

4 JORDAN BROWN
Jr. | 5-11 | 185

• In third season at Tech after two years at Kansas (2020-21). First emerged as a KR threat late in the '22 season before becoming a contributor in the pass game in '23. Totaled five explosive catches, ranking third-most on the team. Placed on scholarship in the spring, surprised in the first team meeting back from Xmas by Coach McGuire.

CENTER

72 SHERIDAN WILSON
So. | 6-5 | 300

• Comes from a strong lineage of football players. His father Jon Wilson, a four-year starter for Auburn from 1988-92, and his older brother, Preston Wilson, is currently a senior at Oklahoma State and its starting center. Won Class 4A Division I state title junior season. Teammates call him Sheri.

69 CALEB RODKEY
Jr. | 6-4 | 315

• Enters the two-deep in fourth season with the Red Raiders after consistently getting reps at C with the 2's throughout this past preseason camp. Appeared in first 12 career games in 2023 as part of the field goal protection unit. Was a TSWA Class 6A first team all-state selection as a senior in 2020.

WIDE RECEIVER (Z)

5 CALEB DOUGLAS
Jr. | 6-4 | 205

• A Texas native that transferred to the Red Raiders after two seasons at Florida. Appeared in 13 games in his career in Gainesville and made seven starts. Suffered a season-ending injury in '23 after starting first five games. Signed w/ UF over offers from USC, LSU, Notre Dame and others. His father played QB at Vanderbilt & Texas Southern.

1 MICAH HUDSON
Fr. | 6-0 | 195

• A consensus 5-star recruit by Rivals, 247Sports, On3 and ESPN. The highest-rated recruit to sign with Tech during the internet ranking era. Dubbed as the No. 1 player in Texas and the No. 3 wide out in the nation. Was on the receiving end of 70 catches for 1,353 yards and 18 touchdowns as a senior.

RIGHT GUARD

56 DAVION CARTER
Sr. | 6-0 | 295

• Another veteran cog added to the OL, having started at RG in all 23 games he played in at Memphis the past two seasons. PFF states he surrendered one sack in exactly 1,000 opportunities in that time. From Pearl, Miss.; a member of Pearl's 2017 6A state championship team.

74 DANIEL SILL
R-Fr. | 6-5 | 315

• Redshirted in '23; scout team player. Started at both tackle spots during high school career. A back-to-back first team All-District selection in junior and senior seasons at SA A&M Consolidated High School in his hometown of College Station, Texas. Rated a four-star recruit by ON3.com.

WIDE RECEIVER (X)

8 COY EAKIN
So. | 6-2 | 210

• Led the nation with 2,140 receiving yards in HS senior season as he helped his team win the 2021 Class 4A D-I state title. Started true freshman season on Tech's 2-deep, like Micah Hudson. Has battled injuries, missing most of '22 season and first 3 gms. of '23. Developed into a key '23 target in Big 12 play; led team in 100-yd gms with two.

13 BRADY BOYD
R-Jr. | 6-1 | 195

• Third-year Red Raider that transferred from Minnesota; welcomed by a familiar face in Joey McGuire; McGuire and Kris Boyd, Brady's father, coached together at Cedar Hill HS. Played sparingly in '23 to preserve redshirt season. Saw action in nine games as a true frosh at Minnesota; made first career start in '22 vs. Oklahoma.

RIGHT TACKLE

76 CALEB ROGERS
Sr. | 6-5 | 310

• With 48 consecutive starts, by far the most exp. player in the offense. Predominately started at LT or RT in each game, outside first 2 career starts at G this season. Streak dates to 2020 freshman season. On Feldman's '24 Freaks List: power cleaned 406 lbs. & squatted 600+ lbs. Clocked 18.8 mph running.

68 JAXON HUGHES
Sr. | 6-6 | 310

• Arrived at Texas Tech following one season at South Carolina and four years at Charlotte. Struggled with injuries, limiting him to two games played during his lone season at SC. Started 18 gms at Charlotte (16 at LT). Mother played softball at Ohio State & older sister, Maddux, played at Charlotte.

TIGHT END

80 MASON THARP
Sr. | 6-9 | 270

• Added 20 lbs. to his 6-9 frame since arriving to Texas Tech. Wears 3X-size gloves for hands that measure 10.5 inches. Caught Behren Morton's 1st career TD pass (9/3/22, vs. Murray St.). From Klein, Texas, NW Houston area. His older sister, Cameron, played soccer at Oklahoma (2018-21). Enjoys hunting, fishing & water sports.

12 JALIN CONYERS
Sr. | 6-4 | 265

• Returned to West Texas after spending last four collegiate years out of the state. Attended Gruver HS in the Texas Panhandle before a year at OU and the last three at Arizona St. Behren Morton, a West Texas ally, has known since the 3rd grade. Despite a 2A program, was a consensus top-40 prospect w/ offers to Georgia, Ohio St, LSU...

QUARTERBACK

2 BEHREN MORTON
Jr. | 6-2 | 220

• After being thrust into the starting role his redshirt freshman ('22) and sophomore ('23) seasons due to injuries suffered by Tyler Shough, who will be a seventh-year senior at Louisville in 2024, enters his junior season as the starter. Morton was named one of five team captains for the 2024 season on Jan. 24, 2024, validating an unquestioned leadership role as he embarked on his first offseason of spring practices, summer workouts and preseason training camp as the starting quarterback. While gaining starting experience as a young quarterback, he has not been immune to injuries himself over the last two seasons, but when healthy, owns a 12-4 career record in games he's started as well as finished. Touted as the highest-rated QB signee in program history. Starting debut came on the road, Oct. 8, 2022, at No. 7 Oklahoma State - answered by becoming fourth freshman since 1999 to have 300-yard passing game in first career start. Totaled more than 8,800 passing yards and 84 touchdowns in three seasons at Eastland High School. He was a consensus four-star prospect, ranking sixth nationally among pro-style quarterbacks. He grew up in Lubbock for part of his youth as his father was the head football coach at Monterey HS in Lubbock for 11 years.

7 CAMERAN BROWN
So. | 6-2 | 230

• Tabbed Texas Tech's back-up quarterback after the Red Raiders' spring game on April 20, 2024. Head Coach Joey McGuire said after spring game, "I hate to bring this up, because it's a nightmare for me, but I think you would see a lot of what K-State [did with Avery Johnson] ... I think you would see a lot of that style football whenever Cam is in the game." Joined Texas Tech from West Georgia (a D-II program in 2023/joined ASUN starting in 2024). Was tabbed the Gulf South Conference Offensive Freshman of the Year after throwing for 914 yards and 10 touchdowns in 2023, while adding an additional 478 yards and six scores on the ground. Became the first West Georgia standout to garner Freshman of the Year honors since 2010.

RUNNING BACK

28 TAHJ BROOKS
Sr. | 5-10 | 230

• Enters his final season of eligibility chasing the Texas Tech career rushing yards record set by Byron Hunsford (1994-96), needs 488 more rushing yards in 2024 to tie Hunsford's record of 4,219 yards. Owns 17 career 100-yard games, which ranks tied for third in all-time program history, trailing only the likes of Hunsford (21) and James Gray (18) while tied with Byron Morris (16). Will look to become only the fourth Red Raider in program history to lead the team in rushing in four different seasons, joining Taurean Henderson (2002-05), Ricky Williams (1997-98, 2000-01) and James Gray (1986-89). From Austin area Manor HS where he registered three seasons of at least 1,000 yards rushing. Brooks held his first youth camp in June 2023 at Manor High School; a free event that had more than 200 kids attend his camp on Father's Day, June 18. An endzone celebration pointing to his wrist to open the 2021 season versus Houston at NRG Stadium, which has grown into the staple slogan, "Tahj Time." This past summer, it morphed into *TahjTime.com*, prior to Big 12 Media Day in Las Vegas, a place where updated news and videos of Brooks can be found each week during the 2024 season.

33 CAMERON DICKEY
Fr. | 5-10 | 215

• A true freshman at Texas Tech. Touted as one of the most prolific athletes in Austin ISD history out of Crockett High School in Austin, Texas - the same region Tahj Brooks hails from. Played both ways throughout a four-year varsity career, while also serving as punter. On offense, primarily played quarterback, combined for 2,963 passing yards and 33 touchdowns, while also rushing for 4,065 yards and 61 touchdowns over his four seasons. Helped lead his high school to its first playoff win in 26 years during senior season. Is another Texas Tech signee who excelled in track and field, member of the basketball and baseball programs as well, earning first team all-district honors as an outfielder for sophomore and junior seasons and helped the basketball program to back-to-back district titles. Ranked as a four-star prospect by On3 and a three-star recruit by both 247Sports and Rivals.

DEFENSIVE DEPTH CHART: NOTES

TACKLE

5 QUINCY LEDET JR.
Sr. | 6-2 | 315

- Saw most interior snaps (370) in '23 outside of Red Raider stalwart starters Tony Bradford Jr. (658) and Jaylon Hutchings (491). Played HS football at same HS that TTU GM James Blanchard did during his playing days - both from Orange, TX. Was able to squat over 500 lbs. and bench over 400 lbs. this summer.

52 DE'BRAYLON CARROLL
Sr. | 6-0 | 300

- Set for his sixth collegiate football season; first as a Red Raider. Appeared in 42 games, making 20 starts over five seasons at Rice. Had existing relationship with Coach Zarnell Fitch, having previously recruited while at TCU out of Duncanville HS. Goes by the nickname, "D.B."

WILL

10 JACOB RODRIGUEZ
R-Jr. | 6-1 | 230

- A HS QB that spent first collegiate season at U of Virginia in '21 as a QB, blossomed into a productive Tech linebacker in '22. Missed most of '23 season after injury in season-opener; returned at end of season-name Defensive MVP of bowl while retaining RS year. Is one of two players on the team who is married.

3 BRYCE RAMIREZ
Sr. | 6-2 | 235

- Has a well-documented story having suffered a compound leg fracture in first career start at NC State (9/17/22). But it wasn't the first time he overcame adversity, now a team captain in 2024; he earned a roster spot at Tech during walk-on try outs in 2019. Surprised with a scholarship prior to the 2021 season getting underway.

STAR

1 A.J. McCARTY
R-Jr. | 6-0 | 190

- Sat out the 2023 regular season due to NCAA transfer policies but made his Red Raider debut during the bowl game vs. Cal on special teams. Owns one career INT return for a touchdown at Jones AT&T, albeit it was for the school from Waco as he took a 18-yard interception for a score on Oct. 29, 2022.

7 BRENDEN JORDAN
So. | 6-0 | 210

- A 247Sports 4-star recruit that attended Mansfield HS in the DFW metroplex. Member of ESPN300 at No. 224 overall nationally and regarded as the No. 13 safety nationally by ESPN. Started on varsity as a freshman. Saints are favorite NFL team. Nickname is B.J.'s favorite restaurant is B.J.'s

NOSE

8 E'MAURION BANKS
Jr. | 6-5 | 305

- Sits atop the depth chart entering fourth season at Texas Tech. Shined in the absence of Jaylon Hutchings in the Independence Bowl versus Cal, posting 5 TKL, 2.0 TFL & 1.0 sacks. Had the fourth-most snaps on the DL behind Goes by the nickname "Dooda".

51 JAYDEN COFIELD
R-Fr. | 6-2 | 310

- Appeared in 3 gms as a true fr. in '23. Attended Manor HS, the same HS as Tahj Brooks attended; did not play HS together but has known Tahj since 8-years-old; played little league football together growing up. Was a unanimous first team All-District 25-6A selection as a senior. A psychology major.

MIKE

13 BEN ROBERTS
So. | 6-3 | 230

- Thrust into starting LB role as a R-Fr. in last season's week 2 contest vs. Oregon; delivered w/ 12 tkls, 1.5 TFLs, 0.5 sacks and 1 FF in first career start. Went from six snaps in week one to 71 vs. UO. Capitalized on opportunity, earning Freshman All-America honors and was the Big 12 Freshman OTY. Went from safety in HS to LB in college.

6 JOHN CURRY
R-Fr. | 6-2 | 225

- Born in Lubbock to Red Raider parents Ryan and Jolee Luce. Ryan was on the football and track teams (1999-01) while mother was a standout WBB player under Marsha Sharp (2000-04). Appeared in five games as a true freshman; redshirt season. Was 195 lbs. on signing day (12/21/22); is 30 lbs. heavier entering 2nd year at TTU.

SAFETY

25 CHAPMAN LEWIS
So. | 6-1 | 180

- Appeared in 12 games as true freshman, heavily crediting "Rabbit" aka Dadrion Taylor-Demerson for his development. Both parents are assistant principals in the DFW area. Growing up, Lewis says his mom didn't really care about sports and wanted him to be a "nerd".

22 DEVYNN CROMWELL
Sr. | 6-0 | 200

- One of three Power-4 Canadian signees from the University of Guelph which is located in the province of Ontario, where his hometown of Toronto is also located - the capital of Ontario and the most populous city in Canada.

EDGE

33 HARVEY DYSON III
So. | 6-3 | 250

- In his third season in the TTU program. Committed to Texas Tech the same night Joey McGuire was named the Red Raiders' new head coach due to their mutual Cedar Hill connections. Known teammate Charles Esters since elementary school. Played Varsity together for two seasons at Cedar Hill.

17 ISAAC SMITH
Jr. | 6-6 | 260

- Missed entire 2023 season due to a preseason injury. Had a strong finish to his R-Fr. season in '22, starting the last two games, included 4 TKL, 2.0 TFL and first career sack in bowl game vs. Ole Miss. Role significantly increased following the injury to 2023 NFL first round draft pick Tyree Wilson.

OLB

11 CHARLES ESTERS III
Jr. | 6-3 | 260

- Back in lineup after missing first four games of 2024 to injury. Emerged as a productive edge player as a sophomore, making first three career starts. First start came vs. K-State, one week after having 2.0 sacks vs. Baylor (10/7). Attended same HS that head coach Joey McGuire coached at.

88 AMIER WASHINGTON
R-Fr. | 6-2 | 270

- Moved from defensive tackle to defensive edge late in his 2023 true freshman season. Played just 38 snaps last year, but had 30 in a bowl game breakout performance versus Cal logging 4.0 TFLs and 2.0 sacks. Sprung into action due to Myles Cole (Jacksonville Jaguars) and Dylan Spencer out injured.

SAFETY

9 C.J. BASKERVILLE
Sr. | 6-3 | 210

- Born in Houston; played at Katy HS (Fr./So.) before moving to DFW area. Richland HS coach Ged Kates endorsed McGuire in transfer process. Received D1 offers for WR & DB in high school. C.J. is short for Christopher Julian. Has a pet dog (Thai ridgeback/chow chow mix) named "Bron" after his favorite athlete LeBron James.

31 JOSEPH PLUNK
Sr. | 5-10 | 180

- A walk-on from nearby Amarillo Tascosa that is praised for his high football IQ, a trait from a football family as his father, Ken, serves as head coach at Tascosa. Played quarterback for a physical ground attack during HS playing days as he amassed over 2,500 yards rushing and over 500 yards passing his senior season.

CORNERBACK

4 MAURION HORN
So. | 5-11 | 180

- Consensus four-star recruit by the likes of 247Sports, Rivals and ESPN, he credits signing with Tech because Joey McGuire gave him his first offer and the bond since then became unbreakable leading up to signing day. Recognized as the No. 22 cornerback in 2022 and No. 5 in Oklahoma.

21 JORDAN SANFORD
So. | 6-0 | 195

- Consensus four-star prospect by the likes of 247Sports, Rivals, ESPN and ON3.com. A T&F standout during his high school days, Sanford finished seventh at the 5A State meet posting a 100-meter time of 10.57 - the only time he ever competed at the state meet. Holds PRs of 10.55 in the 100m and 21.74 in the 200m.

CORNERBACK

0 BRALYN LUX
Sr. | 5-11 | 185

- Started 8 of 12 games in his first season as a Red Raider in 2023 and in 2024, re-unites with his former Fresno State teammate Josh Kelly as they played together there from 2019-22. Enjoys making graphics and videos in his spare time and has an Instagram page dedicated for his work as "agent0media".

12 MACHO STEVENSON
R-Fr. | 6-1 | 190

- Primarily played WR in high school at Captain Shreve HS in Shreveport, La. First name is Marquez, but goes by the nickname "Macho." Was not on 2-deep entering season; saw 2 snaps in opener vs. ACU, DNP at WSU, saw most significant action of career to date vs. UNT (35 snaps) before making first start the next week vs. Arizona St. (72 snaps).

GAME-BY-GAME STARTERS

OFFENSE

GAME	QB	RB	TE	WR	WR	WR	LT	LG	C	RG	RT
Abilene Christian	Morton	Brooks	Tharp	Kelly	Eakin	Douglas	Porcher	Sciury	Wilson	Carter	Rogers
at Washington State	Morton	Hudson (WR)	Tharp	Kelly	Eakin	Douglas	Porcher	Sciury	Wilson	Rogers	Buchanan
North Texas	Morton	Brooks	Tharp	Kelly	Eakin	Douglas	Merryman	Rogers	Wilson	Carter	Buchanan
Arizona State	Morton	Brooks	Tharp	Kelly	Eakin	Douglas	Merryman	Rogers	Wilson	Carter	Buchanan
Cincinnati	Morton	Brooks	Tharp	Kelly	Eakin	Douglas	Merryman	Porcher	Wilson	Carter	Rogers
at Arizona	Morton	Brooks	Tharp	Kelly	Eakin	Douglas	Merryman	Porcher	Wilson	Carter	Rogers
Baylor											
at TCU											
at Iowa State											
Colorado											
at Oklahoma State											
West Virginia											

DEFENSE

GAME	NT	DT	OLB	LB-WILL	LB-MIKE	OLB	STAR	CB	S	S	CB
Abilene Christian	Ledet Jr.	Banks	Washington	Rodriguez	Roberts	Dyson	McCarty	Peoples	Lewis	Baskerville	Horn
at Washington State	Cofield	Banks	Washington	Rodriguez	Roberts	I. Smith	McCarty	Lux	Lewis	Baskerville	Horn
North Texas	Carroll	Banks	Rigsby	Rodriguez	Roberts	I. Smith	McCarty	Lux	Lewis	Baskerville	Horn
Arizona State	Ledet Jr.	Banks	Washington	Rodriguez	Roberts	I. Smith	McCarty	Stevenson	Lewis	Baskerville	Horn
Cincinnati	Ledet Jr.	Banks	Esters III	Rodriguez	Roberts	I. Smith	McCarty	Stevenson	Lewis	Baskerville	Horn
at Arizona	Ledet Jr.	Carroll	Esters III	Rodriguez	Roberts	Dyson	McCarty	Lux	Cromwell	Baskerville	Horn
Baylor											
at TCU											
at Iowa State											
at Kansas											
at Oklahoma State											
West Virginia											

2024 STARTS LEADERS

1.	Caleb Rogers (Sr.), OL	6
2.	Ben Roberts (So.), LB	6
3.	C.J. Baskerville (Sr.), DB	6
4.	Mason Tharp (Sr.), TE	6
5.	Coy Eakin (So.), WR	6
6.	Behren Morton (Jr.), QB	6
7.	Jacob Rodriguez (R-Jr.), LB	6
8.	Josh Kelly (Sr.), WR	6
9.	Caleb Douglas (Jr.), WR	6
10.	Sheridan Wilson (So.), OL	6
11.	A.J. McCarty (R-Jr.), DB	6
12.	Maurion Horn (So.), DB	6
13.	Tahj Brooks (Sr.), RB	5
14.	Davion Carter (Sr.), OL	5
15.	E'Maurion Banks (Jr.), DL	5
16.	Chapman Lewis (So.), DB	5
17.	Sterling Porcher (Sr.), OL	4
18.	Isaac Smith (Jr.), OLB	4
19.	Quincy Ledet Jr. (Sr.), DL	4
20.	Dalton Merryman (Jr.), OL	4
21.	Bralyn Lux (Sr.), DB	3
22.	Ty Buchanan (Jr.), OL	3
23.	Amier Washington (R-Fr.), OLB	3
24.	Charles Esters III (Jr.), OLB	2
25.	Vinny Sciury (Sr.), OL	2
26.	Macho Stevenson (R-Fr.), DB	2
27.	De'Braylon Carroll (Sr.), DL	2
28.	Harvey Dyson III (So.), OLB	2
29.	Jalon Peoples (So.), DB	1
30.	Micah Hudson (Fr.), WR	1

2024 STARTS LEADERS [Cont.]

31.	Jayden Cofield (R-Fr.), DL	1
32.	Braylon Rigsby (R-Fr.), OLB	1
33.	Devynn Cromwell (Sr.), DB	1

BREAKDOWN BY CLASSIFICATION - STARTS LEADERS		
33 different players have made starts in 2024; breakdown by class below		
Freshmen		5
Sophomores		7
Juniors		9
Seniors		12

CONSECUTIVE STARTS LEADERS

PLAYER, POS.	CONSECUTIVE STARTS*
Caleb Rogers, OL	48
Ben Roberts, LB	18
C.J. Baskerville, DB	12
Behren Morton, QB	11
Jacob Rodriguez, LB	7
Mason Tharp, TE	6
Coy Eakin, WR	6
Josh Kelly, WR	6
Caleb Douglas, WR	6
Sheridan Wilson, OL	6
A.J. McCarty, DB	6
Maurion Horn, DB	6
Dalton Merryman, OL	4
Tahj Brooks, RB	4
Davion Carter, OL	4
Quincy Ledet Jr., DL	3
Sterling Porcher, OL	2
Charles Esters III, OLB	2
De'Braylon Carroll, DL	1
Bralyn Lux, DB	1
Harvey Dyson III, OLB	1
Devynn Cromwell, DB	1

* consecutive starts at Texas Tech

CAREER GAMES PLAYED/STARTED

PLAYER	2019	2020	2021	2022	2023	2024	TOTAL
Joseph Adedire, OLB	-	-	-	12/6	12/8	0/0	24/14
E'Maurion Banks, DL	-	-	1/0	2/0	9/1	6/5	18/5
C.J. Baskerville, DB	-	-	*14/4	*8/7	11/10	6/6	39/27
Brady Boyd, WR	-	-	*9/0	12/1	3/2	5/0	29/3
Tahj Brooks, RB	-	10/0	9/4	13/6	13/13	5/5	50/28
Jordan Brown, WR	-	*2/0	*0/0	8/0	10/4	6/0	26/4
Ty Buchanan, OL	-	-	*0/0	4/1	9/1	6/3	19/5
De'Braylon Carroll, OL	*12/0	*5/5	*0/0	*12/2	*13/13	6/2	48/22
Davion Carter, OL	-	-	-	*12/11	*12/12	6/5	30/28
Jayden Cofield	-	-	-	-	3/0	6/1	9/1
Jalin Conyers, TE	-	*0/0	*11/1	*12/1	*11/5	6/0	40/7
Devynn Cromwell, DB	-	-	-	-	-	5/1	5/1
Miquel Dingle Jr., LB	-	-	-	-	4/1	6/0	10/1
Caleb Douglas, WR	-	-	-	*8/2	*5/5	6/6	19/13
Harvey Dyson III, OLB	-	-	-	2/0	8/0	4/2	14/2
Coy Eakin, WR	-	-	-	4/0	10/7	6/6	20/13
Charles Esters III, OLB	-	-	0/0	1/0	12/3	2/2	15/5
James Hansen, DL	-	*5/1	*0/0	*12/6	*12/12	4/0	33/19
Maurion Horn, DB	-	-	-	-	10/0	6/6	16/6
Micah Hudson, WR	-	-	-	-	-	6/1	6/1
Jaxon Hughes, OL	*0/0	*3/0	*7/7	*11/11	*2/0	1/0	24/18
Brenden Jordan, DB	-	-	-	-	13/5	6/0	19/5
Josh Kelly, WR	*1/1	*6/4	*13/9	*6/4	*12/12	6/6	44/36

PLAYER	2019	2020	2021	2022	2023	2024	TOTAL
Quincey Ledet Jr., DL	-	*8/0	*11/9	*12/10	13/1	6/4	50/24
Chapman Lewis, DB	-	-	-	-	12/0	5/5	17/5
Bralyn Lux, DB	-	*6/6	*13/8	*8/8	12/8	3/3	42/33
A.J. McCarty, DB	-	*3/0	*13/0	*13/2	1/0	6/6	36/8
Drae McCray, WR	-	-	*11/11	*11/11	13/2	6/0	41/24
Dalton Merryman, OL	-	-	-	-	0/0	5/4	5/4
JohnCarlos Miller II, TE	-	-	*4/0	*11/11	*10/10	6/0	31/21
Behren Morton, QB	-	-	2/0	9/4	10/8	6/6	27/18
Jalon Peoples, DB	-	-	-	2/0	3/0	4/1	9/1
Sterling Porcher, OL	-	-	-	*13/13	*12/12	5/4	30/29
Bryce Ramirez, LB	0/0	0/0	7/0	2/1	11/2	6/0	26/3
Braylon Rigsby, OLB	-	-	-	-	1/0	6/1	7/1
Ben Roberts, LB	-	-	-	2/0	13/12	6/6	21/18
Jacob Rodriguez, LB	-	-	*12/0	12/0	5/4	6/6	35/10
Caleb Rogers, OL	-	9/3	13/13	13/13	13/13	6/6	54/48
Vinny Sciury, OL	-	*1/0	*11/6	*14/14	*13/13	2/2	41/35
Isaac Smith, LB	-	-	0/0	11/2	0/0	5/4	16/6
Macho Stevenson, DB	-	-	-	-	0/0	5/2	5/2
Jake Strong, QB	-	-	-	-	3/1	0/0	3/1
Mason Tharp, TE	-	-	12/8	10/7	8/7	6/6	36/28
Amier Washington, OLB	-	-	-	-	2/0	5/3	7/3
Sheridan Wilson, OL	-	-	-	-	2/0	6/6	8/6

RED RAIDER NEWCOMERS

TRANSFERS (18)

NO	PLAYER	POS	2024 GP/GS	LAST SCHOOL
3	Josh Kelly*	WR	6/6	Washington State
5	Caleb Douglas	WR	6/6	Florida
7	Cameran Brown	QB	6/0	West Georgia
12	Jalin Conyers	TE	6/0	Arizona State
18	JohnCarlos Miller II	TE	6/0	Elon
22	Devynn Cromwell	DB	5/1	Univ. of Guelph (Canada)
27	Javeon Wilcox	DB	-/-	TCU
30	Mikal Harrison-Pilot	DB	-/-	Houston
41	Jack Burgess	P	6/0	Weber State
52	De'Braylon Carroll*	DL	6/2	Rice
56	Davion Carter*	OL	6/5	Memphis
68	Jaxon Hughes*	OL	1/0	South Carolina
71	Vinny Sciury	OL	2/2	Toledo
77	Maurice Rodrigues	OL	-/-	Saddleback JC
79	Sterling Porcher	OL	5/4	Middle Tennessee State
82	Price Morgan	WR	-/-	Central Missouri
89	Jason Llewellyn	TE	5/0	Oklahoma
91	James Hansen*	DL	4/0	Nevada

FRESHMEN (29)

NO	PLAYER	POS	2024 GP/GS	HOMETOWN (HS)
1	Micah Hudson	WR	6/1	Temple, Texas (Lake Belton)
15	Will Hammond	QB	1/-	Austin, Texas (Hutto)
15	Oliver Miles III	DB	-/-	El Campo, Texas (El Campo)
16	Ashton Hampton	DB	-/-	Pearland, Texas (Pearland)
18	L.J. Johnson Jr.	WR	-/-	Madisonville, Texas (Madisonville)
20	J'Koby Williams	RB	3/-	Beckville, Texas (Beckville)
23	Adam Hill	RB	-/-	Albany, Texas (Albany)
24	Malik Esquerra	DB	-/-	Killeen, Texas (Shoemaker)
27	Isaiah Collins	DB	-/-	Huntsville, Texas (Huntsville)
28	Peyton Morgan	DB	-/-	Round Rock, Texas (Pflugerville Weiss)
32	Cheta Ofili	OLB	-/-	Rowlett, Texas (Sachse)
33	Cameron Dickey	RB	6/0	Austin, Texas (Crockett)
37	Curtis Murillo	WR	-/-	El Paso, Texas (Eastwood)
47	Rylan Vagana	LS	-/-	Huntington Beach, Calif. (Mater Dei)
50	Eddy Smith	OLB	-/-	Pearland, Texas (Pearland Dawson)
53	Holton Hendrix	OL	1/-	Lubbock, Texas (Lubbock Cooper)
62	Tyler Murray	OL	-/-	Brandeis, Texas (Brandeis)
65	D'Anthis Upshaw	OL	-/-	Irving, Texas (Irving)
66	Jackson Hildebrand	OL	-/-	San Antonio, Texas (Alamo Heights)
70	Jacob Ponton	OL	1/-	Dripping Springs, Texas (Dripping Springs)
78	Ellis Davis	OL	-/-	Prosper, Texas (Prosper)
84	Kaden Turner	P	-/-	Schertz, Texas (Clemens)
86	Tyson Turner	WR	2/0	Bryan, Texas (Bryan)
87	Chandlin Myers	WR	-/-	Hawley, Texas (Hawley)
88	Trey Jackson	TE	1/-	Dallas, Texas (South Oak Cliff)
92	Kasen Long	OLB	-/-	Shallowater, Texas (Shallowater)
96	Keyshawn Williams	DL	-/-	Houston, Texas (Dekaney)
97	Charles Anderson Jr.	OLB	-/-	Houston, Texas (Pearland Dawson)
98	Kendall Allen	DL	-/-	Tyler, Texas (Chapel Hill)

CAREER STAT NOTABLES

OFFENSE | RECEIVING

CAREER 100+ RECEIVING YARD GAMES

Jalin Conyers (1)

Date	Rec. Yards	Opponent
Oct. 29, 2022	108*	at Colorado

Caleb Douglas (1)

Date	Rec. Yards	Opponent
Oct. 5, 2024	116	at Arizona

Coy Eakin (2)

Date	Rec. Yards	Opponent
Dec. 16, 2023	106	California
Oct. 14, 2023	102	Kansas State

Josh Kelly (9)

Date	Rec. Yards	Opponent
Sept. 23, 2023	159*	Oregon State
Aug. 31, 2024	156	Abilene Christian
Nov. 11, 2023	130*	at Cal
Nov. 17, 2023	130*	Colorado
Sept. 11, 2021	127*	Cal Poly
Sept. 18, 2021	120*	at UCLA
Sept. 28, 2024	111	Cincinnati
Oct. 30, 2021	107*	at San Diego State
Nov. 25, 2023	106*	at Washington

Johncarlos Miller II (1)

Date	Rec. Yards	Opponent
Nov. 4, 2023	101*	at Delaware

Drae McCray (6)

Date	Rec. Yards	Opponent
Nov. 20, 2021	237*	Tennessee Tech
Oct. 15, 2022	166*	Murray State
Sept. 10, 2022	158*	Mississippi Valley St.
Nov. 6, 2021	137*	Eastern Illinois
Sept. 3, 2022	113*	Presbyterian
Nov. 5, 2022	106*	at North Alabama

* indicates mark set at a previous school

CAREER GAMES WITH A RECEIVING TD

Player	'20	'21	'22	'23	'24	Career
McCray, Drae	--	8*	9*	2	--	19
Kelly, Josh	1*	2*	--	6*	3	12
Miller II, Johncarlos	--	--	3*	4*	3	10
Tharp, Mason	--	1	2	4	--	7
Morgan, Price	--	--	--	6*	--	6
Conyers, Jalin	--	--	3*	1*	2	6
Eakin, Coy	--	--	--	2	3	5
Douglas, Caleb	--	--	2*	1*	1	4
Boyd, Brady	--	--	1	--	--	1
Brown, Jordan	--	--	--	1	--	1
Dickey, Cameron	--	--	--	--	1	1

* indicates mark set at a previous school

CAREER GAMES WITH MULTIPLE RECEIVING TDs

Player	'20	'21	'22	'23	'24	Career
McCray, Drae	--	2*	3*	--	--	5
Kelly, Josh	--	1*	--	1*	--	2
Eakin, Coy	--	--	--	--	2	2
Conyers, Jalin	--	--	1*	--	--	1

OFFENSE | RUSHING

CAREER 100+ RUSHING YARD GAMES

Tahj Brooks (17)

Date	Rush Yards	Opponent
Nov. 18, 2023	182	UCF
Sept. 28, 2024	172	Cincinnati
Oct. 7, 2023	170	at Baylor
Sept. 16, 2023	158	Tarleton
Aug. 31, 2024	153	Abilene Christian
Sept. 23, 2023	149	at West Virginia
Nov. 2, 2023	146	TCU
Sept. 4, 2021	134	vs. Houston
Nov. 11, 2023	133	at Kansas
Oct. 5, 2024	128	at Arizona
Sept. 21, 2024	117	Arizona State
Sept. 14, 2024	109	North Texas
Dec. 28, 2021	107	vs. Mississippi State
Oct. 22, 2022	107	West Virginia
Sept. 11, 2021	103	Stephen F. Austin
Oct. 21, 2023	101	at BYU
Sept. 30, 2023	101	Houston

Cam'Ron Valdez (1)

Date	Rush Yards	Opponent
Sept. 30, 2023	111	Houston

GAMES WITH A RUSHING TD

Player	'20	'21	'22	'23	'24	Career
Brooks, Tahj	3	5	4	9	4	25
Morton, Behren	--	--	2	4	1	7
Conyers, Jalin	--	0	0	1	1	2
Dickey, Cameron	--	--	--	--	1	1
Williams, J'Koby	--	--	--	--	1	1
Valdez, Cam'Ron	--	0	0	1	0	1

* Indicates games played prior to arrival at Texas Tech

GAMES WITH MULTIPLE RUSHING TDs

Player	'20	'21	'22	'23	'24	Career
Brooks, Tahj	1	2	2	1	2	8

ACTIVE CAREER EXPLOSIVE YARDAGE LEADERS | RUSHING

Tahj Brooks (28)

20-yard plus: 28 / 30-yard plus: 12 / 40-yard plus: 5

Date	Yards	Opponent
Sept. 11, 2021	67	SFA
Nov. 13, 2021	51	Iowa St.
Nov. 18, 2023	46	UCF
Sept. 4, 2021	44	Houston
Sept. 4, 2021	41	Houston
Sept. 16, 2023	38	Tarleton St.
Dec. 28, 2022	37	Ole Miss
Sept. 9, 2023	35	Oregon
Sept. 28, 2024	35	Cincinnati
Oct. 5, 2024	32	at Arizona
Oct. 29, 2022	31	Baylor
Oct. 14, 2023	30	Kansas State
Dec. 5, 2020	28	Kansas
Sept. 23, 2023	27	West Virginia
Nov. 24, 2023	25	Texas
Sept. 21, 2024	25	Arizona State
Sept. 28, 2024	25	Cincinnati
Oct. 7, 2023	24	Baylor
Sept. 3, 2022	23	Murray State
Oct. 23, 2021	23	K-State
Sept. 14, 2024	23	North Texas
Sept. 16, 2023	22	Tarleton St.
Nov. 5, 2022	21	TCU
Aug. 21, 2024	21	Abilene Christian
Sept. 14, 2024	21	North Texas
Oct. 22, 2022	20	West Virginia
Nov. 2, 2023	20	TCU
Sept. 14, 2024	20	North Texas

Cam'Ron Valdez (5)

Date	Yards	Opponent
Sept. 30, 2023	54	Houston
Sept. 30, 2023	41	Houston
Nov. 5, 2022	38	TCU
Nov. 5, 2022	30	TCU
Dec. 28, 2022	29	Ole Miss

Cameron Brown (2)

Date	Yards	Opponent
Sept. 7, 2024	22	Washington State
Sept. 7, 2024	20	Washington State

Cameron Dickey (1)

Date	Yards	Opponent
Sept. 14, 2024	37	North Texas

OFFENSE | PASSING

CAREER 300+ YARD PASSING GAMES

Behren Morton (4)

Date	Pass Yards	Opponent
Oct. 8, 2022	379	at Oklahoma State
Aug. 31, 2024	378	Abilene Christian
Oct. 22, 2022	325	vs West Virginia
Sept. 7, 2024	323	at Washington State

GAMES WITH MULTIPLE PASSING TDs

Player	'21	'22	'23	'24	Career
Morton, Behren	-	2	6	4	12

GAMES WITH THREE OR MORE PASSING TDs

Player	'21	'22	'23	'24	Career
Morton, Behren	-	-	2	2	4

DEFENSE | TACKLES

CAREER 10+ TACKLE GAMES

Ben Roberts (8)

Date	Tackles	Opponent
Nov. 24, 2023	13	at Texas
Sept. 9, 2023	12	Oregon
Sept. 28, 2024	12	Cincinnati
Sept. 23, 2023	11	at West Virginia
Sept. 21, 2024	11	Arizona State
Oct. 14, 2023	11	Kansas State
Sept. 30, 2023	10	Houston
Oct. 21, 2023	10	at BYU

Jacob Rodriguez (4)

Date	Tackles	Opponent
Aug. 31, 2024	13	Abilene Christian
Oct. 5, 2024	13	at Arizona
Nov. 18, 2023	12	UCF
Sept. 28, 2024	11	Cincinnati

C.J. Baskerville (1)

Date	Tackles	Opponent
Nov. 11, 2023	11	Kansas

Maurion Horn (2)

Date	Tackles	Opponent
Aug. 31, 2024	11	Abilene Christian
Oct. 5, 2024	10	at Arizona



INDIVIDUAL | SINGLE-GAME CAREER HIGHS

PASSING

Name	Completions		Attempts		Yards		Career 300-Yard Passing Games
	2024	Career	2024	Career	2024	Career	
#2 Behren Morton	34 (at Washington St.)	39 ('22 at Oklahoma St.)	58 (at Washington St.)	62 ('22 at Oklahoma St.)	378 (vs. ACU)	379 ('22 at Oklahoma St.)	4
Name	Longest Pass		TDs		INTs		
	2024	Career	2024	Career	2024	Career	
#2 Behren Morton	70 (vs. North Texas)	70 ('24 vs. North Texas)	5 (vs. ACU)	5 ('24 vs. ACU)	2 (at Washington St.)	3 (2x, last '23 at Texas)	

RUSHING

Name	Attempts		Yards		TDs		Longest Career Run	100-Yd Games
	2024	Career	2024	Career	2024	Career		
#0 Cam'Ron Valdez	8 (at Washington St.)	12 ('23 vs. Cal)	34 (at Washington St.)	111 ('23 vs. Houston)	--	1 ('23 vs. Houston)	54 ('23 vs. Houston)	1
#12 Jalin Conyers	3 (at Washington St.)	8 ('23 vs. Arizona)*	13 (vs. Cincinnati)	43 ('23 vs. Arizona)*	1 (vs. Arizona St.)	1 (2x, last '24 vs. Arizona St.)*	39 ('23 at Arizona)	0
#20 J'Koby Williams	4 (vs. North Texas)	4 ('24 vs. North Texas)	27 (vs. North Texas)	27 ('24 vs. North Texas)	1 (vs. North Texas)	1 ('24 vs. North Texas)	12 ('24 vs. North Texas)	0
#28 Tahj Brooks	32 (vs. Cincinnati)	33 ('23 at Kansas)	172 (vs. Cincinnati)	182 ('23 vs. UCF)	3 (at Arizona)	3 (2x, last '24 at Arizona)	67 ('21 vs. SFA)	17
#33 Cameron Dickey	10 (vs. North Texas)	10 ('24 vs. North Texas)	75 (vs. North Texas)	75 ('24 vs. North Texas)	1 (vs. North Texas)	1 ('24 vs. North Texas)	37 ('24 vs. North Texas)	0
Quarterbacks								
#2 Behren Morton	4 (2x, last at Arizona)	17 ('22 at Oklahoma St.)	46 (vs. Cincinnati)	53 ('22 at Oklahoma St.)	1 (vs. North Texas)	1 (6x, last '24 vs. North Texas)	26 ('24 vs. Cincinnati)	0
#7 Cameran Brown	5 (at Washington St.)	5 ('24 at Washington St.)	70 (at Washington St.)	70 ('24 at Washington St.)	--	has not happened	22 ('24 at Wash. St.)	0

RECEIVING

Name	Receptions		Yards		TDs		Longest Career Reception	100-Yd Games
	2024	Career	2024	Career	2024	Career		
#1 Micah Hudson	3 (vs. North Texas)	3 ('24 vs. North Texas)	43 (vs. North Texas)	43 ('24 vs. North Texas)	--	has not happened	38 ('24 at Arizona)	0
#3 Josh Kelly	10 (2x, last vs. Ariz. St.)	10 (2x, last '24 vs. Ariz. St.)	156 (vs. ACU)	159 ('23 vs. Oregon St.)	1 (3x, last vs. Arizona St.)	3 ('23 vs. Oregon St.)	71 ('20 at Utah St.)	9*
#4 Jordan Brown	3 (2x, last vs. North Texas)	6 ('23 vs. Tarleton St.)	49 (vs. North Texas)	73 ('23 vs. Tarleton St.)	--	1 ('23 vs. Tarleton St.)	46 ('23 vs. Tarleton St.)	0
#5 Caleb Douglas	5 (2x, last at Arizona)	5 (2x, last '24 at Arizona)	116 (at Arizona)	116 ('24 at Arizona)	1 (vs. ACU)	1 (4x, last '24 vs. ACU)	62 ('22 vs. E. Wash.)	1
#8 Coy Eakin	5 (2x, last at Wash St.)	8 ('23 vs. TCU)	78 (vs. Cincinnati)	106 ('23 vs. Cal)	2 (2x, last vs. Cincy)	2 (2x, last '24 vs. Cincy)	70 ('24 vs. North Texas)	2
#10 Drae McCray	5 (vs. Cincinnati)	12 ('22 at Alabama)*	39 (vs. Cincinnati)	237 ('21 vs. Tenn. Tech)*	--	4 ('21 vs. Tenn. Tech)*	73 ('21 vs. Tenn. Tech)*	(6)*
#12 Jalin Conyers	5 (vs. ACU)	10 ('22 at Arizona)	63 (vs. ACU)	108 ('22 at Colorado)	1 (2x, last vs. North Texas)	3 ('22 at Colorado)	50 ('23 at Wash St.)	1*
#13 Brady Boyd	1 (vs. North Texas)	3 (2x, last '23 vs. Cal)	7 (vs. North Texas)	37 ('23 vs. Cal)	--	1 ('22 vs. West Virginia)	24 ('23 vs. Cal)	0
#18 JohnCarlos Miller II	2 (vs. North Texas)	5 ('23 at Delaware)*	55 (vs. North Texas)	101 ('23 at Delaware)*	1 (3x, last vs. Ariz. St.)	1 (10x, last '24 vs. Ariz. St.)*	70 ('23 at Delaware)*	1*
#80 Mason Tharp	1 (5x, last at Arizona)	4 ('23 vs. Oregon)	16 (vs. Cincinnati)	61 ('21 vs. FIU)	--	1 (7x, last '23 vs. Cal)	28 ('23 vs. Tarleton St.)	0
Running Backs								
#20 J'Koby Williams	1 (vs. North Texas)	1 ('24 vs. North Texas)	10 (vs. North Texas)	10 ('24 vs. North Texas)	--	has not happened	10 ('24 vs. North Texas)	0
#28 Tahj Brooks	3 (vs. ACU)	5 (3x, last '23 vs. Cal)	14 (vs. ACU)	44 ('22 at NC State)	--	1 ('22 vs. Texas)	18 ('21 vs. Iowa St)	0
#33 Cameron Dickey	5 (at Washington St.)	5 ('24 at Washington St.)	34 (at Washington St.)	34 ('24 at Washington St.)	1 (at Washington St.)	1 ('24 at Washington St.)	12 ('24 at Wash. St.)	0

DEFENSE

Name	Tackles		Sacks		TFLs		INT	FF
	2024	Career	2024	Career	2024	Career		
#0 Bralyn Lux	5 (at Arizona)	9 (2x, last '23 vs. Cal)*	--	1.0 (2x, last '22 at Boise St.)*	--	2.0 ('23, last at Kansas)*	1 (4x)*	1 (2x)*
#1 A.J. McCarty	5 (vs. ACU)	9 ('22 at Iowa St.)	0.5 (vs. Arizona St.)	0.5 ('24 vs. Arizona St.)	1.0 (2x, last vs. Cincy)	1.0 (3x, last '24 vs. Cincy)	1 (2x)*	--
#2 Jalon Peoples	4 (vs. ACU)	4 ('24 vs. ACU)	--	has not happened	--	has not happened	--	--
#3 Bryce Ramirez	5 (vs. North Texas)	7 ('23 at BYU)	--	has not happened	0.5 (at Arizona)	0.5 ('24 at Arizona)	1 ('24 vs. UNT)	--
#4 Maurion Horn	11 (vs. ACU)	11 ('24 vs. ACU)	--	has not happened	1.0 (2x, last at Arizona)	1.0 (2x, last '24 at Arizona)	--	--
#5 Quincy Ledet Jr.	4 (vs. Cincinnati)	8 ('22 vs. Southern Miss)*	--	1.0 (3x, last vs. Southern Miss)*	--	1.5 (2x, last vs. Southern Miss)*	1 ('24 at UA)	1 (2x)*
#6 John Curry	5 (vs. North Texas)	5 ('24 vs. North Texas)	--	has not happened	--	has not happened	--	--
#7 Brenden Jordan	5 (vs. Cincinnati)	6 ('23 vs. K-State)	--	has not happened	--	1.0 ('23 vs. K-State)	--	--
#8 E'Maurion Banks	5 (at Washington St.)	5 (2x, last '24 at Wash. St.)	--	1.0 ('23 vs. Cal)	1.5 (vs. North Texas)	2.0 ('23 vs. Cal)	--	--
#9 C.J. Baskerville	9 (2x, last vs. Cincinnati)	11 ('23 at Kansas)	--	has not happened	1.0 (at Washington St.)	1.5 ('23 at Wyoming)	1 (5x)*	--
#10 Jacob Rodriguez	13 (2x, last at Arizona)	13 (2x, last '24 at Arizona)	1.0 (at Arizona)	1.0 ('24 at Arizona)	2.0 (vs. ACU)	2.0 ('24 vs. ACU)	1 ('23 vs. Cal)	1 (5x)
#11 Charles Esters III	3 (at Arizona)	7 ('23 vs. Oregon)	--	2.0 ('23 at Baylor)	--	2.0 ('23 at Baylor)	--	1 ('23 at Baylor)
#12 Macho Stevenson	5 (vs. Cincinnati)	5 ('24 vs. Cincinnati)	--	has not happened	--	has not happened	--	1 ('24 vs. UC)
#13 Ben Roberts	12 (vs. Cincinnati)	13 ('23 at Texas)	--	0.5 ('23 vs. Oregon)	2.0 (vs. Cincinnati)	2.0 (2x, last '24 vs. Cincinnati)	1 ('23 at WVU)	1 (5x)
#17 Isaac Smith	4 (2x, last vs. North Texas)	4 (4x, last '24 vs. North Texas)	1.0 (at Washington St.)	1.0 ('22 vs. Ole Miss)	1.0 (at Washington St.)	2.0 ('22 vs. Ole Miss)	--	--
#21 Jordan Sanford	4 (at Washington St.)	4 ('24 at Washington St.)	--	has not happened	--	has not happened	--	--
#22 Devynn Cromwell*	9 (at Arizona)	9 ('24 at Arizona)	--	has not happened	--	has not happened	--	--
#25 Chapman Lewis	7 (vs. Arizona St.)	7 ('24 vs. Arizona St.)	--	has not happened	--	has not happened	1 (2x)	--
#33 Harvey Dyson III	2 (2x, last at Arizona)	2 (2x, last '24 at Arizona)	--	0.5 ('23 vs. Cal)	1.0 (vs. ACU)	1.0 ('24 vs. ACU)	--	--
#35 Miquel Dingle Jr.	4 (vs. North Texas)	4 (2x, last '24 vs. North Texas)	0.5 (vs. North Texas)	0.5 ('24 vs. North Texas)	1.5 (vs. North Texas)	1.5 ('24 vs. North Texas)	--	--
#51 Jayden Cofield	4 (vs. North Texas)	4 ('24 vs. North Texas)	1.0 (vs. Cincinnati)	1.0 ('24 vs. Cincinnati)	1.0 (2x, last vs. Cincy)	1.0 (2x, last '24 vs. Cincy)	--	--
#52 De'Braylon Carroll	6 (vs. Cincinnati)	6 (2x, '24 vs. Cincinnati)*	--	1.5 ('23 at Marshall)	1.5 (vs. Cincinnati)	3.0 ('23 vs. Texas St.)	--	--
#88 Amier Washington	4 (vs. Arizona St.)	4 (2x, last '24 vs. Ariz. St.)	0.5 (vs. Arizona St.)	2.0 ('23 vs. Cal)	0.5 (vs. Arizona St.)	4.0 ('23 vs. Cal)	--	1 ('23 vs. Cal)
#90 Ansel Nedore	2 (at Arizona)	2 ('24 at Arizona)	--	has not happened	--	has not happened	--	--
#91 James Hansen	--	5 ('22 vs. San Diego St.)	--	1 (2x, last '23 vs. Hawaii)	--	2 ('23 vs. Hawaii)	--	1 ('22 vs. Texas St.)
#94 Braylon Rigsby	2 (at Washington St.)	2 ('24 at Washington St.)	--	has not happened	1.0 (at Washington St.)	1.0 ('24 at Washington St.)	--	--
#95 Trevon McAlpine	3 (at Washington St.)	6 ('23 at Texas)	--	1.0 ('23 at Texas)	--	1.0 ('23 at Texas)	--	--

* - indicates stats that include numbers accumulated at previous FBS institution

8 E'MAURION BANKS

DL | Jr. | 4th Yr. | Wichita Falls, Texas | Rider HS

Follow on Social Media

Twitter: @DoodaBanks8 | Instagram: TheDoodaBanks

PARTICIPATION	2021	2022	2023	2024	CAREER
GP/GS	1/0	2/0	9/1	6/5	18/6

CAREER STATS

TACKLES	GP	UA	A	Total	TFL	Yds	PD	FF	FR	Blkd	QBH
2021	1	0	0	0	0	0	0	0	0	0	0
2022	2	1	0	1	0	0	0	0	0	0	0
2023	9	10	5	15	4.5	15	0	0	0	1	1
2024	6	9	7	16	3.0	9	0	0	0	1	1
Totals	18	20	12	32	7.5	24	0	0	0	2	2

SACKS	G	UA	A	Total	Yds
2021	1	0	0	0.0	0
2022	2	0	0	0.0	0
2023	9	1	1	1.5	11
2024	5	0	0	0.0	0
Totals	17	1	1	1.5	11

2024 GAME-BY-GAME STATS

Opponent	GS	UA	A	TOT	SACKS-YDS	TFL-YDS	FF	FR	INT	QBH
Abilene Christian	*	2	1	3	0-0	0.5-2	0	0	0	0
at Washington St.	*	4	1	5	0-0	1.0-1	0	0	0	0
North Texas	*	1	2	3	0-0	1.5-6	0	0	0	0
Arizona State	*	1	0	1	0-0	0-0	0	0	0	0
Cincinnati	*	1	1	2	0-0	0-0	0	0	0	1
at Arizona		0	2	2	0-0	0-0	0	0	0	0
Baylor		-	-	-	---	---	-	-	-	-
at TCU		-	-	-	---	---	-	-	-	-
at Iowa State		-	-	-	---	---	-	-	-	-
Colorado		-	-	-	---	---	-	-	-	-
at Oklahoma St.		-	-	-	---	---	-	-	-	-
West Virginia		-	-	-	---	---	-	-	-	-
Totals		9	7	16	0.0-0	3.0-9	0	0	0	1

2023 GAME-BY-GAME STATS

Opponent	GS	UA	A	TOT	SACKS-YDS	TFL-YDS	FF	FR	INT	QBH
at Wyoming		2	1	3	0.5-1	0.5-1	0	0	0	0
Oregon		DNP-injured								
Tarleton State		DNP-injured								
at West Virginia		DNP-injured								
Houston		DNP-injured								
at Baylor		4	0	4	0.0-0	1.0-2	0	0	0	0
Kansas State		1	0	1	0.0-0	0.0-0	0	0	0	0
at BYU		0	0	0	0.0-0	0.0-0	0	0	0	0
TCU		0	0	0	0.0-0	0.0-0	0	0	0	0
at Kansas		0	0	0	0.0-0	0.0-0	0	0	0	0
UCF		2	0	2	0.0-0	1.0-2	0	0	0	1
at Texas		0	0	0	0.0-0	0.0-0	0	0	0	0
vs. California	*	1	4	5	1.0-10	2.0-10	0	0	0	0
Totals		10	5	15	1.5-11	4.5-15	0	0	0	1

2022 GAME-BY-GAME STATS

Opponent	GS	UA	A	TOT	SACKS-YDS	TFL-YDS	FF	FR	INT	QBH
Murray State		0	0	0	0.0-0	0.0-0	0	0	0	0
Houston		0	0	0	0.0-0	0.0-0	0	0	0	0
at NC State		0	0	0	0.0-0	0.0-0	0	0	0	0
Texas		0	0	0	0.0-0	0.0-0	0	0	0	0
at Kansas State		0	0	0	0.0-0	0.0-0	0	0	0	0
at Oklahoma St.		0	0	0	0.0-0	0.0-0	0	0	0	0
West Virginia		0	0	0	0.0-0	0.0-0	0	0	0	0
Baylor		0	0	0	0.0-0	0.0-0	0	0	0	0
at TCU		0	0	0	0.0-0	0.0-0	0	0	0	0
Kansas		0	0	0	0.0-0	0.0-0	0	0	0	0
at Iowa State		0	0	0	0.0-0	0.0-0	0	0	0	0
Oklahoma		0	0	0	0.0-0	0.0-0	0	0	0	0
Ole Miss		1	0	1	0.0-0	0.0-0	0	0	0	0
Totals		1	0	1	0.0-0	0.0-0	0	0	0	0

9 C.J. BASKERVILLE

DB | Sr. | 4th Yr. (2nd at Tech) | North Richland Hills, Texas | Richland HS

Follow on Social Media

Twitter: @c9baskerville | Instagram: cjbaskerville

PARTICIPATION	2021*	2022*	2023	2024	CAREER
GP/GS	14/4	8/7	11/10	6/5	39/26

* at San Diego State

CAREER STATS

TACKLES	GP	UA	A	Total	TFL	Yds	PD	FF	FR	INT	QBH
2021 (SDSU)	14	23	16	39	1.0	3	3	0	1	1	0
2022 (SDSU)	8	20	16	36	1.5	4	3	0	0	0	0
2023 (TTU)	11	54	24	78	4.5	15	5	0	0	2	2
2024 (TTU)	6	20	15	35	1.0	1	1	0	0	2	0
TOTALS	39	117	71	188	8.0	23	12	0	1	5	2

INTERCEPTIONS	GP	No	Yds	TD	LG	AVG/R
2021 (SDSU)	14	1	0	0	0	0.0
2022 (SDSU)	8	0	0	0	0	0.0
2023 (TTU)	11	2	16	0	12	8.0
2024 (TTU)	6	2	0	0	0	0.0
TOTALS	39	5	16	0	12	8.0

2024 GAME-BY-GAME STATS

Opponent	GS	UA	A	TOT	TFL-YDS	INT-YDS	FF	FR	PBU
Abilene Christian	*	7	2	9	0-0	0-0	0	0	0
at Washington St.	*	4	1	5	1-0	0-0	0	0	0
North Texas	*	2	0	2	0-0	0-0	0	0	0
Arizona State		1	1	2	0-0	1-0	0	0	0
Cincinnati	*	3	6	9	0-0	0-0	0	0	1
at Arizona	*	3	4	7	0-0	1-0	0	0	0
Baylor		-	-	-	---	---	-	-	-
at TCU		-	-	-	---	---	-	-	-
at Iowa State		-	-	-	---	---	-	-	-
Colorado		-	-	-	---	---	-	-	-
at Oklahoma St.		-	-	-	---	---	-	-	-
West Virginia		-	-	-	---	---	-	-	-
Totals		20	15	35	1.0-1	2-0	0	0	0

2023 GAME-BY-GAME STATS

Opponent	GS	UA	A	TOT	TFL-YDS	INT-YDS	FF	FR	PBU
at Wyoming		3	1	4	1.5-6	0-0	0	0	0
Oregon		DNP-injured							
Tarleton St.	*	3	3	6	0.0	0-0	0	0	2
at West Virginia	*	4	3	7	0.0	0-0	0	0	0
Houston	*	9	0	9	1.0-5	0-0	0	0	1
at Baylor	*	4	2	6	1.0-2	0-0	0	0	0
Kansas State		DNP-injured							
at BYU	*	2	3	5	0.0	0-0	0	0	1
TCU	*	7	2	9	0.0	0-0	0	0	0
at Kansas	*	10	1	11	0.0	0-0	0	0	0
UCF	*	4	3	7	0.0	1-4	0	0	1
at Texas	*	4	5	9	0.0	0-0	0	0	0
vs. California	*	4	1	5	1.0-2	1-12	0	0	0
Totals		54	24	78	4.5-15	2-16	0	0	5

2022 GAME-BY-GAME STATS (@ SAN DIEGO STATE)

Opponent	GS	UA	A	TOT	TFL-YDS	INT-YDS	FF	FR	PBU
Arizona	*	3	3	6	0.0-0	0-0	0	0	0
Idaho State	*	4	4	8	0.0-0	0-0	0	0	0
at Utah	*	4	0	4	1.0-3	0-0	0	0	0
Toledo	*	3	5	8	0.5-1	0-0	0	0	0
at Boise State	*	3	2	5	0.0-0	0-0	0	0	2
Hawai'i	*	1	0	1	0.0-0	0-0	0	0	1
at Nevada	*	2	2	4	0.0-0	0-0	0	0	0
Air Force		0	0	0	0.0-0	0-0	0	0	0
Totals		20	16	36	1.5-4	0-0	0	0	3

2021 GAME-BY-GAME STATS (@ SAN DIEGO STATE)

Opponent	GS	UA	A	TOT	TFL-YDS	INT-YDS	FF	FR	PBU
New Mexico St.		0	0	0	0.0-0	0-0	0	0	0
at Arizona		0	0	0	0.0-0	0-0	0	0	0
Utah		0	0	0	0.0-0	0-0	0	0	0
Towson		1	1	2	0.5-2	0-0	0	0	0
New Mexico		1	1	2	0.0-0	0-0	0	0	0
at San Jose St.		0	0	0	0.0-0	0-0	0	0	0
at Air Force		1	0	1	0.0-0	0-0	0	0	0
Fresno State		0	0	0	0.0-0	0-0	0	0	0
at Hawai'i		1	1	2	0.0-0	0-0	0	0	1
Nevada		1	2	3	0.0-0	0-0	0	0	0
at UNLV	*	2	4	6	0.0-0	0-0	0	0	1
Boise State	*	3	2	5	0.5-1	0-0	0	0	0
Utah State	*	8	1	9	0.0-0	0-0	0	0	2
vs. UTSA	*	5	4	9	0.0-0	1-0	0	0	0
Totals		23	16	39	1.0-3	1-0	0	1	3



28 TAHJ
BROOKS

RB | S-Sr. | 5th Yr. | Manor, Texas | Manor HS

Follow on Social Media

Twitter: @just_tahj | Instagram: thetahjbrooks

PARTICIPATION	2020	2021	2022	2023	2024	CAREER
GP/GS	10/0	9/4	13/6	13/13	5/5	50/28

CAREER STATS

RUSHING	G	Att	Yds	TD	Lg	Avg/C	Avg/G
2020	10	69	255	4	28	3.7	25.5
2021	9	87	568	7	67	6.5	63.1
2022	13	147	691	7	37	4.7	53.2
2023	13	290	1,538	10	46	5.3	118.3
2024	5	124	679	7	35	5.5	135.8
Totals	50	717	3,731	32	67	5.2	74.6

RECEIVING	G	Rec	Yds	TD	Lg	Rec/G	Avg/C	Avg/G
2020	10	13	61	0	16	1.3	4.7	6.1
2021	9	6	52	0	18	0.7	8.7	5.8
2022	13	26	164	1	17	2.0	6.3	12.6
2023	13	29	72	0	12	2.2	2.5	5.5
2024	5	6	15	0	7	1.2	2.5	3.0
Totals	50	80	364	1	18	1.6	4.6	7.3

ALL PURPOSE	G	Rush	Rec	PR	KR	IR	Total	Avg/G
2020	10	255	61	0	0	0	316	31.6
2021	9	568	52	0	21	0	641	71.2
2022	13	691	164	0	0	0	855	65.8
2023	13	1,538	72	0	0	0	1,610	123.8
2024	5	679	15	0	0	0	694	138.8
Totals	50	3,731	364	0	21	0	4,116	82.3

2024 GAME-BY-GAME

Opponent	GS	Rush	Yds	TD	LG	Rec	Yds	TD	LG
Abilene Christian	*	27	153	1	21	3	14	0	7
at Washington St.		DNP-injured							
North Texas	*	17	109	1	23	0	0	0	0
Arizona State	*	27	117	0	25	2	3	0	3
Cincinnati	*	32	172	2	35	0	0	0	0
at Arizona	*	21	128	3	32	1	-2	0	0
Baylor		-	-	-	-	-	-	-	-
at TCU		-	-	-	-	-	-	-	-
at Iowa State		-	-	-	-	-	-	-	-
Colorado		-	-	-	-	-	-	-	-
at Oklahoma St.		-	-	-	-	-	-	-	-
West Virginia		-	-	-	-	-	-	-	-
Totals		124	679	7	35	6	15	0	7

2023 GAME-BY-GAME

Opponent	GS	Rush	Yds	TD	LG	Rec	Yds	TD	LG
at Wyoming	*	11	39	1	8	2	12	0	10
Oregon	*	7	71	0	35	4	18	0	7
Tarleton State	*	19	158	0	38	0	0	0	0
at West Virginia	*	25	149	0	27	1	6	0	6
Houston	*	21	101	2	19	1	-5	0	0
at Baylor	*	31	170	1	24	1	4	0	4
Kansas State	*	17	98	1	30	2	22	0	12
at BYU	*	30	101	1	18	3	15	0	9
TCU	*	31	146	1	20	4	-4	0	2
at Kansas	*	33	133	1	11	1	6	0	6
UCF	*	24	182	1	46	1	-4	0	0
at Texas	*	19	95	0	25	4	2	0	3
vs. California	*	22	95	1	11	5	0	0	3
Totals		290	1,538	10	46	29	72	0	12

2022 GAME-BY-GAME

Opponent	GS	Rush	Yds	TD	LG	Rec	Yds	TD	LG
Murray State		6	50	3	23	1	1	0	1
Houston		17	78	1	19	5	34	0	17
at NC State	*	4	4	0	2	5	44	0	17
Texas		12	36	0	11	3	21	1	17
at Kansas State		10	39	0	7	4	5	0	3
at Oklahoma State		4	8	0	9	0	0	0	0
West Virginia	*	17	107	2	20	1	6	0	6
Baylor	*	16	98	0	31	2	17	0	10
at TCU	*	10	59	0	21	1	7	0	7
Kansas	*	16	51	1	9	0	0	0	0
at Iowa State	*	9	45	0	11	1	7	0	7
Oklahoma		12	26	0	6	3	22	0	11
vs. Ole Miss		14	90	0	37	0	0	0	0
Totals		147	691	7	37	26	164	1	17

2021 GAME-BY-GAME

Opponent	GS	Rush	Yds	TD	LG	Rec	Yds	TD	LG
vs. Houston	*	15	134	2	44	0	0	0	0
Stephen F. Austin		11	103	2	67	1	7	0	7
FIU	*	9	47	0	19	0	0	0	0
at Texas		DNP-injured							
at West Virginia		DNP-injured							
TCU		DNP-injured							
at Kansas		DNP-injured							
Kansas State		4	33	0	23	0	0	0	0
at Oklahoma	*	6	23	0	16	1	5	0	5
Iowa State	*	9	80	1	51	2	21	0	18
Oklahoma State		3	1	0	3	1	12	0	12
at Baylor		14	40	1	11	1	7	0	7
vs. Mississippi State		16	107	1	19	0	0	0	0
Totals		87	568	7	67	6	52	0	18

2020 GAME-BY-GAME

Opponent	GS	Rush	Yds	TD	LG	Rec	Yds	TD	LG
HBV		8	25	1	7	2	26	0	16
Texas		0	0	0	0	0	0	0	0
at Kansas St.		1	0	0	0	0	0	0	0
at Iowa St.		0	0	0	0	0	0	0	0
West Virginia		12	44	1	10	1	2	0	2
Oklahoma		12	30	0	16	3	19	0	10
at TCU		0	0	0	0	0	0	0	0
Baylor		14	48	2	9	1	6	0	6
at Oklahoma St.		6	29	0	12	4	7	0	6
Kansas		16	79	0	28	2	1	0	1
Totals		69	255	4	28	13	61	0	16

4 JORDAN BROWN

WR | Sr. | 5th Yr. (3rd at Tech) | Dallas, Texas | DeSoto HS

Follow on Social Media

Twitter: @JordanBrown6ix | Instagram: thejordanbrownn

PARTICIPATION	2020*	2021*	2022	2023	2024	CAREER
GP/GS	2/0	0/0	8/0	10/3	6/0	26/3

* at Kansas

CAREER STATS

RECEIVING	G	Rec	Yds	TD	Lg	Rec/G	Avg/C	Avg/G
2020 (KU)	2	1	4	0	4	0.5	4.0	2.0
2021 (KU)	0	-	-	-	-	-	-	-
2022 (TTU)	8	3	18	0	10	0.4	6.0	2.3
2023 (TTU)	10	22	256	1	46	2.2	11.6	25.6
2024 (TTU)	6	7	101	0	42	1.2	14.4	19.8
Totals	26	33	379	1	46	1.3	11.5	14.6

KICK RETURNS	G	No.	Yds	Avg	TD	Long
2020 (KU)	2	0	0	0.0	0	0
2021 (KU)	0	-	-	-	-	-
2022 (TTU)	8	7	171	24.4	0	67
2023 (TTU)	10	2	45	22.5	0	46
2024 (TTU)	6	1	18	18.0	0	18
Totals	26	10	234	23.4	0	67

ALL PURPOSE	G	Rush	Rec	PR	KR	IR	Total	Avg/G
2020 (KU)	2	0	4	0	0	0	4	2.0
2021 (KU)	0	-	-	-	-	-	-	-
2022 (TTU)	8	0	18	0	171	0	189	23.6
2023 (TTU)	10	0	256	0	45	0	301	30.1
2024 (TTU)	6	0	101	0	18	0	119	19.8
Totals	26	0	379	0	234	0	613	23.6

2024 GAME-BY-GAME

Opponent	GS	Rec	Yds	TD	Avg	LG	Rush	Yds	TD
Abilene Christian		1	11	0	11.0	11	0	0	0
at Washington St.		3	41	0	13.7	19	0	0	0
North Texas		3	49	0	16.3	42	0	0	0
Arizona State		0	0	0	0.0	0	0	0	0
Cincinnati		0	0	0	0.0	0	0	0	0
at Arizona		0	0	0	0.0	0	0	0	0
Baylor		-	-	-	-	-	-	-	-
at TCU		-	-	-	-	-	-	-	-
at Iowa State		-	-	-	-	-	-	-	-
Colorado		-	-	-	-	-	-	-	-
at Oklahoma St.		-	-	-	-	-	-	-	-
West Virginia		-	-	-	-	-	-	-	-
Totals		7	101	0	14.4	42	0	0	0

2023 GAME-BY-GAME

Opponent	GS	Rec	Yds	TD	Avg	LG	Rush	Yds	TD
at Wyoming		2	51	0	25.5	27	0	0	0
Oregon		0	0	0	0	0	0	0	0
Tarleton State	*	6	73	1	12.2	46	0	0	0
at West Virginia	*	2	27	0	13.5	26	0	0	0
Houston		DNP-injured							
at Baylor		DNP-injured							
Kansas State		4	24	0	6	8	0	0	0
at BYU		1	36	0	36	36	0	0	0
TCU		1	5	0	5	5	0	0	0
at Kansas		1	2	0	2	2	0	0	0
UCF		4	30	0	7.5	12	0	0	0
at Texas	*	1	8	0	8	8	0	0	0
vs. California		DNP-injured							
Totals		22	256	1	11.6	46	0	0	0

2022 GAME-BY-GAME

Opponent	GS	Rec	Yds	TD	Avg	LG	Rush	Yds	TD
Murray State		DNP-injured							
Houston		DNP-injured							
at NC State		DNP-injured							
Texas		DNP-injured							
at Kansas State		2	14	0	7.0	10	0	0	0
at Oklahoma State		1	4	0	4.0	4	0	0	0
West Virginia		0	0	0	0	0	0	0	0
Baylor		DNP							
at TCU		0	0	0	0	0	0	0	0
Kansas		0	0	0	0	0	0	0	0
at Iowa State		0	0	0	0	0	0	0	0
Oklahoma		0	0	0	0	0	0	0	0
vs. Ole Miss		0	0	0	0	0	0	0	0
Totals		3	18	0	6.0	10	0	0	0

52 DE'BRAYLON CARROLL

DL | S-Sr. | 6th Yr. (1st at Tech) | Duncanville, Texas | Duncanville HS

Follow on Social Media

Twitter: @deeforsack | Instagram: deeforsack

PARTICIPATION	2019*	2020*	2021*	2022*	2023*	2024	CAREER
GP/GS	12/0	5/5	0/0	12/2	13/13	6/2	48/22

* at Rice

CAREER STATS

TACKLES	GP	UA	A	Total	TFL	Yds	PD	FF	FR	Blkd
2019 (RICE)	12	7	7	14	2.5	17	0	0	0	0
2020 (RICE)	5	3	18	21	3.0	15	0	0	0	0
2021 (RICE)	0	0	0	0	0.0	0	0	0	0	0
2022 (RICE)	12	10	10	20	4.5	5	0	0	0	0
2023 (RICE)	13	18	29	47	9.0	46	0	0	1	0
2024 (TTU)	6	4	7	11	2.5	7	0	0	1	0
Totals	48	42	71	113	21.5	90	0	0	2	0

SACKS	G	UA	A	Total	Yds
2019 (RICE)	12	1.0	0	1.0	14
2020 (RICE)	5	1.0	0.5	1.5	13
2021 (RICE)	0	0	0	0.0	0
2022 (RICE)	12	1.0	0	1.0	1
2023 (RICE)	13	2	1.5	3.5	26
2024 (TTU)	6	0	0	0.0	0
Totals	48	5	2	7.0	54

2024 GAME-BY-GAME STATS

Opponent	GS	UA	A	TOT	SACKS-YDS	TFL-YDS	FF	FR	INT	QBH
Abilene Christian		0	0	0	0-0	0-0	0	1	0	0
at Washington St.		0	0	0	0-0	0-0	0	0	0	1
North Texas	*	0	1	1	0-0	0.5-1	0	0	0	0
Arizona State		0	0	0	0-0	0.0-0	0	0	0	0
Cincinnati		4	2	6	0-0	1.5-5	0	0	0	0
at Arizona	*	0	4	4	0-0	0.5-1	0	0	0	1
Baylor		-	-	-	---	---	-	-	-	-
at TCU		-	-	-	---	---	-	-	-	-
at Iowa State		-	-	-	---	---	-	-	-	-
Colorado		-	-	-	---	---	-	-	-	-
at Oklahoma St.		-	-	-	---	---	-	-	-	-
West Virginia		-	-	-	---	---	-	-	-	-
Totals		4	7	11	0.0-0	2.5-7	0	1	0	2

2023 GAME-BY-GAME STATS (@ RICE)

Opponent	GS	UA	A	TOT	SACKS-YDS	TFL-YDS	FF	FR	INT	QBH
at Texas	*	2	1	3	1.5-13	1.5-13	0	0	0	0
Houston	*	1	3	4	0.0-0	0.0-0	0	0	0	1
Texas Southern	*	1	0	1	0.0-0	0.0-0	0	0	0	0
at South Florida	*	0	6	6	1.0-4	1.0-4	0	0	0	0
East Carolina	*	0	2	2	0.0-0	0.0-0	0	0	0	2
UConn	*	2	2	4	0.0-0	0.0-0	0	0	0	0
at Tulsa	*	0	1	1	0.0-0	0.0-0	0	1	0	0
Tulane	*	0	2	2	0.0-0	0.0-0	0	0	0	0
SMU	*	4	2	6	0.0-0	1.0-2	0	0	0	1
at UTSA	*	4	1	5	0.0-0	1.0-10	0	0	0	0
at Charlotte	*	0	5	5	0.0-0	0.5-1	0	0	0	1
Florida Atlantic	*	1	1	2	0.0-0	1.0-5	0	0	0	0
Texas State	*	4	1	5	1.0-9	3.0-11	0	0	0	1
Totals		19	27	46	3.5-26	9.0-46	0	1	0	6

2022 GAME-BY-GAME STATS (@ RICE)

Opponent	GS	UA	A	TOT	SACKS-YDS	TFL-YDS	FF	FR	INT	QBH
USC	*	0	0	0	0.0-0	0.0-0	0	0	0	0
McNeese	*	0	0	0	0.0-0	0.0-0	0	0	0	0
at Houston		1	0	1	0.0-0	0.0-0	0	0	0	0
UAB		0	0	0	0.0-0	0.0-0	0	0	0	0
at Florida Atlantic		0	3	3	0.0-0	0.5-0	0	0	0	1
at Louisiana Tech		2	0	2	1.0-1	2.0-2	0	0	0	0
Charlotte		2	1	3	0.0-0	0.0-0	0	0	0	0
UTEP		0	3	3	0.0-0	0.5-1	0	0	0	0
at Western Ky.		0	1	1	0.0-0	0.0-0	0	0	0	1
UTSA		2	1	3	0.0-0	1.0-1	0	0	0	0
at North Texas		0	2	2	0.0-0	0.0-0	0	0	0	0
vs. Southern Miss.		1	1	2	0.0-0	0.5-1	0	0	0	0
Totals		10	10	20	1.0-1	4.5-5	0	0	0	2



2020 GAME-BY-GAME STATS (@ RICE)

Opponent	GS	UA	A	TOT	SACKS-YDS	TFL-YDS	FF	FR	INT	QBH
at Houston					game canceled					
Army					game canceled					
vs. LSU					game canceled					
Lamar					game canceled					
MTSU	*	0	3	3	0.0-0	0.0-0	0	0	0	0
at Southern Miss	*	0	5	5	0.0-0	1.0-2	0	0	0	0
UTSA					game canceled					
at La Tech					game canceled					
at North Texas	*	0	4	4	0.0-0	0.5-0	0	0	0	0
UTEP					game canceled					
at Marshall	*	1	4	5	1.5-13	1.5-13	0	0	0	2
UAB	*	2	2	4	0.0-0	0.0-0	0	0	0	0
Totals		3	18	21	1.5-13	3.0-15	0	0	0	2

2019 GAME-BY-GAME STATS (@ RICE)

Opponent	GS	UA	A	TOT	SACKS-YDS	TFL-YDS	FF	FR	INT	QBH
at Army		2	2	4	0.0-0	0.0-0	0	0	0	0
Wake Forest		0	0	0	0.0-0	0.0-0	0	0	0	0
vs. Texas		1	0	1	0.0-0	0.0-0	0	0	0	0
Baylor		1	1	2	0.0-0	0.0-0	0	0	0	0
La. Tech		1	0	1	1.0-14	1.0-14	0	0	0	0
at UAB		0	0	0	0.0-0	0.0-0	0	0	0	0
at UTSA		0	0	0	0.0-0	0.0-0	0	0	0	0
Southern Miss		1	2	3	0.0-0	1.0-2	0	0	0	1
Marshall		0	1	1	0.0-0	0.0-0	0	0	0	0
at MTSU		0	0	0	0.0-0	0.0-0	0	0	0	0
North Texas		0	1	1	0.0-0	0.5-1	0	0	0	0
at UTEP		1	0	1	0.0-0	0.0-0	0	0	0	0
Totals		7	7	14	1.0-14	2.5-17	0	0	0	1

12 JALIN CONYERS

TE | Sr. | 5th Yr. (1st at Tech) | Gruver, Texas | Gruver HS

Follow on Social Media

Twitter: @therealjconyers | Instagram: therealjconyers

PARTICIPATION	2020*	2021*	2022*	2023*	2024	CAREER
GP/GS	0/0	11/1	12/1	11/5	6/0	40/7

* at Oklahoma | * at Arizona State

CAREER STATS

RECEIVING	G	Rec	Yds	TD	Lg	Rec/G	Avg/C	Avg/G
2021 (ASU)	11	6	62	1	35	0.5	10.3	5.6
2022 (ASU)	12	38	422	5	47	3.2	11.1	35.2
2023 (ASU)	11	30	362	0	50	2.7	12.1	32.9
2024 (TTU)	6	14	122	2	36	2.3	8.7	20.3
Totals	40	88	968	8	50	2.2	11.0	24.2

2024 GAME-BY-GAME

Opponent	GS	Rec	Yds	TD	Avg	LG	Rush	Yds	TD
Abilene Christian		5	63	1	12.6	36	0	0	0
at Washington St.		2	6	0	3.0	6	3	12	0
North Texas		4	36	0	9.0	19	0	0	0
Arizona State		0	0	0	0.0	0	1	3	1
Cincinnati		1	3	0	3.0	3	1	13	0
at Arizona		2	14	0	7.0	9	0	0	0
Baylor		-	-	-	-	-	-	-	-
at TCU		-	-	-	-	-	-	-	-
at Iowa State		-	-	-	-	-	-	-	-
Colorado		-	-	-	-	-	-	-	-
at Oklahoma St.		-	-	-	-	-	-	-	-
West Virginia		-	-	-	-	-	-	-	-
Totals		14	122	1	8.7	36	5	28	1

2023 GAME-BY-GAME (@ ARIZONA STATE)

Opponent	GS	Rec	Yds	TD	Avg	LG	Rush	Yds	TD
Southern Utah	*	2	51	0	0.0	43	0	0	0
Oklahoma State	*	4	17	0	0.0	8	2	1	0
Southern California		5	71	0	0.0	29	0	0	0
at California	*	6	40	0	0.0	13	0	0	0
Colorado		0	0	0	0.0	0	0	0	0
at Washington		3	41	0	0.0	15	0	0	0
Washington State		4	90	0	0.0	50	0	0	0
at Utah		0	0	0	0.0	0	0	0	0
at UCLA	*	1	3	0	0.0	3	6	14	0
Oregon		2	38	0	0.0	31	6	34	0
Arizona	*	3	11	0	0.0	9	8	43	1
Totals		30	362	0	0.0	50	22	92	1

2022 GAME-BY-GAME (@ ARIZONA STATE)

Opponent	GS	Rec	Yds	TD	Avg	LG	Rush	Yds	TD
Northern Arizona		0	0	0	0.0	0	0	0	0
at Oklahoma State		1	5	0	0.0	5	0	0	0
Eastern Michigan		2	12	0	0.0	7	0	0	0
Utah		1	20	0	0.0	20	0	0	0
at USC		3	25	0	0.0	11	0	0	0
Washington		1	14	0	0.0	14	0	0	0
at Stanford		0	0	0	0.0	0	0	0	0
at Colorado		6	108	3	0.0	32	0	0	0
UCLA		7	66	0	0.0	17	0	0	0
at Washington State		1	47	1	0.0	47	0	0	0
Oregon State	*	6	49	0	0.0	21	0	0	0
at Arizona		10	76	1	0.0	27	0	0	0
Totals		38	422	5	0.0	47	0	0	0

2021 GAME-BY-GAME (@ ARIZONA STATE)

Opponent	GS	Rec	Yds	TD	Avg	LG	Rush	Yds	TD
Southern Utah	*	0	0	0	0.0	0	0	0	0
UNLV		0	0	0	0.0	0	0	0	0
at BYU		0	0	0	0.0	0	0	0	0
Colorado		1	5	0	0.0	5	0	0	0
at UCLA		0	0	0	0.0	0	0	0	0
Stanford		0	0	0	0.0	0	0	0	0
at Utah		3	18	1	0.0	7	0	0	0
Washington State		1	4	0	0.0	4	0	0	0
Southern California		0	0	0	0.0	0	0	0	0
at Washington		0	0	0	0.0	0	0	0	0
Wisconsin		1	35	0	0.0	35	0	0	0
Totals		6	62	1	0.0	35	0	0	0

5 CALEB DOUGLAS

WR | Jr. | 3rd Yr. (1st at Tech) | Missouri City, Texas | Hightower HS

Follow on Social Media

Twitter: @Caedeezy | Instagram: cddouglas_

PARTICIPATION	2022*	2023*	2024	CAREER
GP/GS	8/2	5/5	6/6	19/13

* at Florida

CAREER STATS

RECEIVING	G	Rec	Yds	TD	Lg	Rec/G	Avg/C	Avg/G
2022 (UF)	8	10	175	2	62	1.3	17.5	21.9
2023 (UF)	5	11	133	1	34	2.2	12.1	26.6
2024 (TTU)	6	21	320	1	42	3.5	15.2	53.3
Totals	19	42	628	4	62	2.2	15.0	33.1

2024 GAME-BY-GAME

Opponent	GS	Rec	Yds	TD	Avg	LG	Rush	Yds	TD
Abilene Christian	*	4	42	1	10.5	14	0	0	0
at Washington St.	*	4	71	0	17.8	42	0	0	0
North Texas	*	2	24	0	12.0	17	0	0	0
Arizona State	*	5	63	0	12.6	21	0	0	0
Cincinnati	*	1	4	0	4.0	4	0	0	0
at Arizona	*	5	116	0	23.2	57	0	0	0
Baylor		-	-	-	-	-	-	-	-
at TCU		-	-	-	-	-	-	-	-
at Iowa State		-	-	-	-	-	-	-	-
Colorado		-	-	-	-	-	-	-	-
at Oklahoma St.		-	-	-	-	-	-	-	-
West Virginia		-	-	-	-	-	-	-	-
Totals		21	320	1	15.2	57	0	0	0

2023 GAME-BY-GAME (@ FLORIDA)

Opponent	GS	Rec	Yds	TD	Avg	LG	Rush	Yds	TD
at Utah	*	4	42	1	0.0	19	0	0	0
McNeese	*	0	0	0	0.0	0	0	0	0
Tennessee	*	2	20	0	0.0	12	0	0	0
Charlotte	*	4	37	0	0.0	21	0	0	0
at Kentucky	*	1	34	0	0.0	34	0	0	0
Totals		11	133	1	0.0	34	0	0	0

2022 GAME-BY-GAME (@ FLORIDA)

Opponent	GS	Rec	Yds	TD	Avg	LG	Rush	Yds	TD
Utah		DNP							
Kentucky		DNP							
South Florida		DNP							
at Tennessee		DNP							
Eastern Washington		1	62	1	0.0	62	0	0	0
Missouri		DNP							
LSU		0	0	0	0.0	0	0	0	0
vs. Georgia		0	0	0	0.0	0	0	0	0
at Texas A&M		3	25	1	0.0	12	0	0	0
South Carolina	*	3	53	0	0.0	27	0	0	0
at Vanderbilt		1	10	0	0.0	10	0	0	0
at Florida State	*	0	0	0	0.0	0	0	0	0
vs. Oregon State		2	25	0	0.0	15	0	0	0
Totals		10	175	2	0.0	62	0	0	0

8 COY
EAKIN

WR | So. | 3rd Yr. | Stephenville, Texas | Stephenville HS

Follow on Social Media

Twitter: @CoyEakin | Instagram: coy_eakin

PARTICIPATION	2022	2023	2024	CAREER
GP/GS	4/0	10/7	6/6	20/13

CAREER STATS

RECEIVING	G	Rec	Yds	TD	Lg	Rec/G	Avg/C	Avg/G
2022	4	0	0	0	0	0.0	0.0	0.0
2023	10	36	416	2	43	3.6	11.6	41.6
2024	6	19	319	5	70	3.2	16.8	53.2
Totals	20	55	735	7	70	2.8	13.4	36.8

2024 GAME-BY-GAME

Opponent	GS	Rec	Yds	TD	Avg	LG	Rush	Yds	TD
Abilene Christian	*	5	76	2	15.2	35	0	0	0
at Washington St.	*	5	54	0	10.8	19	0	0	0
North Texas	*	1	70	1	70.0	70	0	0	0
Arizona State	*	3	29	0	9.7	16	0	0	0
Cincinnati	*	3	78	2	26.0	49	0	0	0
at Arizona	*	2	12	0	6.0	6	0	0	0
Baylor	-	-	-	-	-	-	-	-	-
at TCU	-	-	-	-	-	-	-	-	-
at Iowa State	-	-	-	-	-	-	-	-	-
Colorado	-	-	-	-	-	-	-	-	-
at Oklahoma St.	-	-	-	-	-	-	-	-	-
West Virginia	-	-	-	-	-	-	-	-	-
Totals		19	319	5	16.8	70	0	0	0

2023 GAME-BY-GAME

Opponent	GS	Rec	Yds	TD	Avg	LG	Rush	Yds	TD
at Wyoming	DNP-injured								
Oregon	DNP-injured								
Tarleton State	DNP-injured								
at West Virginia		1	9	0	9	9	0	0	0
Houston	*	0	0	0	0	0	0	0	0
at Baylor	*	2	20	1	10	13	0	0	0
Kansas State	*	5	102	0	20.4	43	0	0	0
at BYU	*	2	4	0	2	3	1	-1	0
TCU		8	78	0	9.8	30	0	0	0
at Kansas	*	3	29	0	9.7	11	0	0	0
UCF	*	4	41	0	10.3	22	0	0	0
at Texas		4	27	0	6.8	13	0	0	0
vs. California	*	7	106	1	15.1	27	0	0	0
Totals		36	416	2	11.6	43	1	-1	0

2022 GAME-BY-GAME

Opponent	GS	Rec	Yds	TD	Avg	LG	Rush	Yds	TD
Murray State	DNP								
Houston	DNP								
at NC State	DNP								
Texas	DNP								
at Kansas State	DNP								
at Oklahoma State	DNP								
West Virginia		0	0	0	0	0	0	0	0
Baylor	DNP								
at TCU	DNP								
Kansas		0	0	0	0	0	0	0	0
at Iowa State		0	0	0	0	0	0	0	0
Oklahoma	DNP								
vs. Ole Miss		0	0	0	0	0	0	0	0
Totals		0	0	0	0	0	0	0	0

99 GINO
GARCIA

K | S-Sr. | 6th Yr. (3rd at Tech) | Richardson, Texas | Pearce HS

Follow on Social Media

Twitter: @ginogarcia___ | Instagram: ginogar1

PARTICIPATION	2019*	2020*	2021*	2022	2023	2024	CAREER
GP/GS	12/0	4/0	10/0	3/0	13/0	6/0	48/0

* at Houston Christian formerly known as Houston Baptist

CAREER STATS

FIELD GOALS	G	Made	Att	Lg	Pct
2019 (HBU)	12	18	26	54	69.2
2020 (HBU)	4	5	10	50	50.0
2021 (HBU)	10	9	10	59	90.0
2022 (TTU)	3	0	1	0	0.0
2023 (TTU)	13	16	22	55	72.7
2024 (TTU)	6	10	10	45	100.0
TOTALS	48	58	79	59	73.4

FIELD GOALS (Dis.)	FGM-FGA	01-19	20-29	30-39	40-49	50-59	60+
2019 (HBU)	18-26	0-0	5-6	6-6	5-8	2-6	0-0
2020 (HBU)	5-10	0-0	1-2	0-1	3-4	1-3	0-0
2021 (HBU)	9-10	0-0	3-3	2-2	3-4	1-1	0-0
2022 (TTU)	0-1	0-0	0-0	0-0	0-1	0-0	0-0
2023 (TTU)	16-22	0-0	4-4	7-8	2-5	3-5	0-0
2024 (TTU)	10-10	0-0	2-2	6-6	2-2	0-0	0-0
TOTALS	58-79	0-0	15-17	21-23	15-24	7-15	0-0

SCORING	G	TD	Rush	Pass	Retn	PAT	2PAT	FG	Total	Avg/G
2019 (HBU)	12	0	0	0	0	47	0	18	101	8.4
2020 (HBU)	4	0	0	0	0	16	0	5	31	7.8
2021 (HBU)	10	0	0	0	0	21	0	9	48	4.8
2022 (TTU)	3	0	0	0	0	7	0	0	7	2.3
2023 (TTU)	13	0	0	0	0	40	0	16	88	6.8
2024 (TTU)	6	0	0	0	0	16	0	10	46	7.7
TOTALS	48	0	0	0	0	147	0	58	321	6.7

2024 GAME-BY-GAME FG STATS | (Made), Missed, *Blocked*

Opponent	Att. 1	Att. 2	Att. 3	Att. 4	Att. 5	Totals	Long
Abilene Christian	(39)	(31)	-	-	-	2-of-2	39
at Washington St.	(37)	-	-	-	-	1-of-1	37
North Texas	(25)	-	-	-	-	1-of-1	25
Arizona State	(30)	(39)	-	-	-	2-of-2	39
Cincinnati	(45)	(27)	-	-	-	2-of-2	45
at Arizona	(30)	(41)	-	-	-	2-of-2	41
Baylor	-	-	-	-	-	-	-
at TCU	-	-	-	-	-	-	-
at Iowa State	-	-	-	-	-	-	-
Colorado	-	-	-	-	-	-	-
at Oklahoma St.	-	-	-	-	-	-	-
West Virginia	-	-	-	-	-	-	-
Totals						10-of-10	45

2023 GAME-BY-GAME FG STATS | (Made), Missed, *Blocked*

Opponent	Att. 1	Att. 2	Att. 3	Att. 4	Att. 5	Totals	Long
at Wyoming	(54)	49	40	50	(27)	2-of-5	54
Oregon	56	(45)	-	-	-	1-of-2	45
Tarleton State	(28)	(43)	-	-	-	2-of-2	43
at West Virginia	(39)	(34)	-	-	-	2-of-2	39
Houston	-	-	-	-	-	0-of-0	-
at Baylor	(37)	-	-	-	-	1-of-1	37
Kansas State	-	-	-	-	-	0-of-0	-
at BYU	-	-	-	-	-	0-of-0	-
TCU	(27)	(55)	-	-	-	2-of-2	55
at Kansas	(32)	(31)	48	(30)	-	3-of-4	32
UCF	(51)	-	-	-	-	1-of-1	51
at Texas	-	-	-	-	-	0-of-0	-
vs. California	(25)	39	(37)	-	-	2-of-3	37
Totals						16-of-22	55

2022 GAME-BY-GAME FG STATS | (Made), Missed, *Blocked*

Opponent	Att. 1	Att. 2	Att. 3	Att. 4	Att. 5	Totals	Long
Houston	46	-	-	-	-	0-of-1	-
Totals						0-of-1	-

2021 GAME-BY-GAME FG STATS (@ HOUSTON BAPTIST) | (Made), Missed, *Blocked*

Opponent	Att. 1	Att. 2	Att. 3	Att. 4	Att. 5	Totals	Long
at New Mexico	(45)	-	-	-	-	1-of-1	45
Northern Colorado	(24)	(36)	-	-	-	2-of-2	36
at Prairie View	(43)	(24)	-	-	-	2-of-2	43
Northwestern St.	(37)	40	-	-	-	1-of-2	37
at Southeastern	(59)	-	-	-	-	1-of-1	59
Nicholls St.	-	-	-	-	-	0-of-0	-
at UIW	-	-	-	-	-	0-of-0	-



at Northwestern St.	(48)	-	-	-	-	1-of-1	48
McNeese	(26)	-	-	-	-	1-of-1	26
UIW	-	-	-	-	-	0-of-0	-
Totals						9-of-10	59

2020 GAME-BY-GAME FG STATS (@ HOUSTON BAPTIST) | (Made), Missed, Blocked

Opponent	Att. 1	Att. 2	Att. 3	Att. 4	Att. 5	Totals	Long
at North Texas	43	30	(50)	50	-	1-of-4	50
at Texas Tech	(40)	(44)	-	-	-	2-of-2	44
at Louisiana Tech	(42)	-	-	-	-	1-of-1	42
at Eastern Kentucky	(24)	26	53	-	-	1-of-3	24
Totals						5-of-10	50

2019 GAME-BY-GAME FG STATS (@ HOUSTON BAPTIST) | (Made), Missed, Blocked

Opponent	Att. 1	Att. 2	Att. 3	Att. 4	Att. 5	Totals	Long
at UTEP	23	(47)	(23)	-	-	2-of-3	47
Texas Wesleyan	(23)	-	-	-	-	1-of-1	23
at South Dakota	(29)	-	-	-	-	1-of-1	29
Northwestern St.	(33)	(51)	-	-	-	2-of-2	51
Texas Southern	52	(30)	(54)	-	-	2-of-3	54
UIW	(49)	(26)	(32)	-	-	3-of-3	49
at Abilene Christian	(49)	(41)	-	-	-	2-of-2	49
at McNeese	-	-	-	-	-	0-of-0	-
Southeastern La.	(43)	(31)	-	-	-	2-of-2	43
at Nicholls	(30)	(31)	51	54	-	2-of-4	31
Lamar	(24)	55	46	46	-	1-of-4	24
at Sam Houston St.	45	-	-	-	-	0-of-1	-
Totals						18-of-26	54

7 BRENDEN JORDAN

DB | So. | 2nd Yr. | Mansfield, Texas | Mansfield HS

Follow on Social Media

Twitter: @BrendenJordan4 | Instagram: brendenxjordan

PARTICIPATION	2023	2024	CAREER
GP/GS	13/5	6/0	19/5

CAREER STATS

TACKLES	GP	UA	A	Total	TFL	Yds	PD	FF	FR	INT	QBH
2023	13	16	4	20	1	1	1	0	0	0	1
2024	6	8	8	16	0-0	0	1	0	1	0	0
TOTALS	19	24	12	36	1.0	1	2	0	1	0	1

INTERCEPTIONS	GP	No	Yds	TD	LG	AVG/R
2023	13	0	0	0	0	0.0
2024	6	0	0	0	0	0.0
TOTALS	19	0	0	0	0	0.0

2024 GAME-BY-GAME STATS

Opponent	GS	UA	A	TOT	TFL-YDS	INT-YDS	FF	FR	PBU
Abilene Christian	3	0	3		0-0	0-0	0	0	0
at Washington St.	0	1	1		0-0	0-0	0	0	0
North Texas	0	1	1		0-0	0-0	0	0	0
Arizona State	1	3	4		0-0	0-0	0	0	1
Cincinnati	4	1	5		0-0	0-0	0	0	0
at Arizona	0	2	2		0-0	0-0	1	0	0
Baylor	-	-	-		---	---	-	-	-
at TCU	-	-	-		---	---	-	-	-
at Iowa State	-	-	-		---	---	-	-	-
Colorado	-	-	-		---	---	-	-	-
at Oklahoma St.	-	-	-		---	---	-	-	-
West Virginia	-	-	-		---	---	-	-	-
Totals	8	8	16		0.0-0	0-0	1	0	1

2023 GAME-BY-GAME STATS

Opponent	GS	UA	A	TOT	TFL-YDS	INT-YDS	FF	FR	PBU
at Wyoming	*	0	0	0	0.0-0	0-0	0	0	0
Oregon	*	5	0	5	0.0-0	0-0	0	0	1
Tarleton St.	4	0	4		0.0-0	0-0	0	0	0
at West Virginia	0	0	0		0.0-0	0-0	0	0	0
Houston	0	0	0		0.0-0	0-0	0	0	0
at Baylor	0	0	0		0.0-0	0-0	0	0	0
Kansas State	5	1	6		1.0-1	0-0	0	0	1
at BYU	0	1	1		0.0-0	0-0	0	0	0
TCU	*	0	0	0	0.0-0	0-0	0	0	0
at Kansas	0	0	0		0.0-0	0-0	0	0	0
UCF	*	4	1	5	0.0-0	0-0	0	0	0
at Texas	*	1	1	2	0.0-0	0-0	0	0	0
vs. California	0	0	0		0.0-0	0-0	0	0	0
Totals	16	4	20		1.0-1	0-0	0	0	1

3 JOSH KELLY

WR | Sr. | 6th Yr. (1st at Tech) | Fresno, Calif. | San Joaquin Memorial HS

Follow on Social Media

Twitter: @kellz_0404 | Instagram: kellz03_

PARTICIPATION	2019*	2020*	2021*	2022*	2023*	2024	CAREER
GP/GS	1/1	6/4	13/9	6/4	12/12	6/6	44/36

* at Fresno State | * at Washington State

CAREER STATS

RECEIVING	G	Rec	Yds	TD	Lg	Rec/G	Avg/C	Avg/G
2019 (FS)	1	1	-10	0	-10	1.0	-10.0	-10.0
2020 (FS)	6	22	330	1	71	3.7	15.0	55.0
2021 (FS)	13	52	778	3	69	4.0	15.0	59.8
2022 (FS)	6	12	207	0	60	2.0	17.3	34.5
2023 (WSU)	12	61	923	8	51	5.1	15.1	76.9
2024 (TTU)	6	44	514	3	37	7.3	11.7	85.7
Totals	44	192	2,742	15	71	4.4	14.3	62.3

2024 GAME-BY-GAME

Opponent	GS	Rec	Yds	TD	Avg	LG	Rush	Yds	TD
Abilene Christian	*	10	156	1	15.6	35	0	0	0
at Washington St.	*	9	95	0	10.6	37	0	0	0
North Texas	*	2	36	1	18.0	26	0	0	0
Arizona State	*	10	89	1	8.9	20	0	0	0
Cincinnati	*	8	111	0	13.9	29	0	0	0
at Arizona	*	5	27	0	5.4	12	0	0	0
Baylor	-	-	-	-	-	-	-	-	-
at TCU	-	-	-	-	-	-	-	-	-
at Iowa State	-	-	-	-	-	-	-	-	-
Colorado	-	-	-	-	-	-	-	-	-
at Oklahoma St.	-	-	-	-	-	-	-	-	-
West Virginia	-	-	-	-	-	-	-	-	-
Totals		44	514	3	11.7	37	0	0	0

2023 GAME-BY-GAME (@ WASHINGTON STATE)

Opponent	GS	Rec	Yds	TD	Avg	LG	Rush	Yds	TD
at Colorado State	*	7	97	1	0.0	25	0	0	0
Wisconsin	*	1	6	0	0.0	6	0	0	0
Northern Colorado	*	5	74	1	0.0	32	1	3	0
Oregon State	*	8	159	3	0.0	44	0	0	0
at UCLA	*	5	40	0	0.0	14	0	0	0
Arizona	*	1	9	0	0.0	9	0	0	0
at Oregon	*	5	48	0	0.0	27	0	0	0
at Arizona State	*	2	42	0	0.0	28	0	0	0
Stanford	*	4	82	1	0.0	39	0	0	0
at California	*	9	130	1	0.0	21	0	0	0
Colorado	*	6	130	0	0.0	51	0	0	0
at Washington	*	8	106	1	0.0	21	0	0	0
Totals		61	923	8	15.1	51	1	3	0

2022 GAME-BY-GAME (@ FRESNO STATE)

Opponent	GS	Rec	Yds	TD	Avg	LG	Rush	Yds	TD
Cal Poly	*	3	39	0	0.0	17	0	0	0
Oregon State	*	4	95	0	0.0	60	0	0	0
at USC	*	0	0	0	0.0	0	0	0	0
San Diego State		0	0	0	0.0	0	0	0	0
Hawai'i		3	29	0	0.0	24	0	0	0
at UNLV	*	2	44	0	0.0	41	0	0	0
Totals		12	207	0	0.0	60	0	0	0

2021 GAME-BY-GAME (@ FRESNO STATE)

Opponent	GS	Rec	Yds	TD	Avg	LG	Rush	Yds	TD
UConn		3	54	0	0.0	37	0	0	0
at Oregon	*	5	72	0	0.0	21	1	-8	0
Cal Poly	*	3	127	2	0.0	62	0	0	0
at UCLA	*	8	120	0	0.0	31	0	0	0
UNLV		4	28	0	0.0	19	1	28	0
at Hawai'i	*	6	60	0	0.0	17	0	0	0
at Wyoming	*	1	1	0	0.0	1	0	0	0
Nevada		2	21	0	0.0	17	0	0	0
at San Diego State	*	5	107	0	0.0	69	0	0	0
Boise State	*	5	76	0	0.0	30	0	0	0
New Mexico	*	6	76	1	0.0	21	0	0	0
at San Jose St.	*	2	26	0	0.0	13	0	0	0
UTEP		2	10	0	0.0	8	1	0	0
Totals		52	778	3	0.0	69	3	20	0

2020 GAME-BY-GAME (@ FRESNO STATE)

Opponent	GS	Rec	Yds	TD	Avg	LG	Rush	Yds	TD
Hawaii	*	1	26	0	0.0	26	0	0	0
Colorado State		4	60	0	0.0	34	0	0	0
at UNLV	*	1	18	0	0.0	18	0	0	0
at Utah State	*	4	94	1	0.0	71	0	0	0
at Nevada		5	36	0	0.0	11	2	9	1
at New Mexico	*	7	96	0	0.0	24	0	0	0
Totals		22	330	1	0.0	71	2	9	1

5 QUINCY
LEDET JR.

DL | Sr. | 5th Yr. (2nd at Tech) | Orange, Texas | West Orange-Stark HS

Follow on Social Media

Twitter: @theelitekain14 | Instagram: 4eva_elite

PARTICIPATION	2020*	2021*	2022*	2023	2024	CAREER
GP/GS	8/0	11/9	12/10	13/1	6/4	50/24

* at Louisiana-Monroe

CAREER STATS

TACKLES	GP	UA	A	Total	TFL	Yds	PD	FF	FR	Blkd
2020 (ULM)	8	5	6	11	0.0	0	0	0	0	0
2021 (ULM)	11	6	22	28	1.0	10	1	1	0	0
2022 (ULM)	12	17	20	37	5.0	34	1	0	0	0
2023 (TTU)	13	5	15	20	0.5	1	0	1	0	0
2024 (TTU)	6	3	10	13	0-0	0	0	0	0	0
Totals	50	36	73	109	6.5	45	2	2	0	0

SACKS	G	UA	A	Total	Yds
2020 (ULM)	8	0	0	0.0	0
2021 (ULM)	11	1	0	1.0	10
2022 (ULM)	12	2	2	3.0	27
2023 (TTU)	13	0	1	0.5	1
2024 (TTU)	6	0	0	0.0	0
Totals	50	3	3	4.5	38

2024 GAME-BY-GAME STATS

Opponent	GS	UA	A	TOT	SACKS-YDS	TFL-YDS	FF	FR	INT	QBH
Abilene Christian	*	0	2	2	0-0	0-0	0	0	0	0
at Washington St.		2	1	3	0-0	0-0	0	0	0	0
North Texas		0	2	2	0-0	0-0	0	0	0	1
Arizona State	*	0	2	2	0-0	0-0	0	0	0	1
Cincinnati	*	1	3	4	0-0	0-0	0	0	0	0
at Arizona	*	0	0	0	0-0	0-0	0	0	1	0
Baylor		-	-	-	---	---	-	-	-	-
at TCU		-	-	-	---	---	-	-	-	-
at Iowa State		-	-	-	---	---	-	-	-	-
Colorado		-	-	-	---	---	-	-	-	-
at Oklahoma St.		-	-	-	---	---	-	-	-	-
West Virginia		-	-	-	---	---	-	-	-	-
Totals		3	10	13	0.0-0	0.0-0	0	0	1	2

2023 GAME-BY-GAME STATS

Opponent	GS	UA	A	TOT	SACKS-YDS	TFL-YDS	FF	FR	INT	QBH
at Wyoming		2	0	2	0.0-0	0.0-0	1	0	0	0
Oregon		0	1	1	0.0-0	0.0-0	0	0	0	0
Tarleton State		1	0	1	0.0-0	0.0-0	0	0	0	0
at West Virginia		0	1	1	0.0-0	0.0-0	0	0	0	0
Houston		0	0	0	0.0-0	0.0-0	0	0	0	0
at Baylor		0	1	1	0.0-0	0.0-0	0	0	0	1
Kansas State		0	0	0	0.0-0	0.0-0	0	0	0	0
at BYU		1	3	4	0.0-0	0.0-0	0	0	0	0
TCU		0	2	2	0.0-0	0.0-0	0	0	0	0
at Kansas		0	0	0	0.0-0	0.0-0	0	0	0	0
UCF		1	2	3	0.0-0	0.0-0	0	0	0	0
at Texas		0	2	2	0.0-0	0.0-0	0	0	0	0
vs. California	*	0	3	3	0.5-1	0.5-1	0	0	0	0
Totals		5	15	20	0.5-1	0.5-1	1	0	0	1

2022 GAME-BY-GAME STATS (@ ULM)

Opponent	GS	UA	A	TOT	SACKS-YDS	TFL-YDS	FF	FR	INT	QBH
at Texas	*	2	0	2	1.0-9	1.0-9	0	0	0	0
Nicholls	*	0	1	1	0.0-0	0.0-0	0	0	0	0
at Alabama	*	0	0	0	0.0-0	0.0-0	0	0	0	0
Louisiana	*	1	3	4	0.0-0	0.0-0	0	0	0	0
at Arkansas St.		2	1	3	0.5-7	0.5-7	0	0	0	0
Coastal Carolina		0	1	1	0.0-0	0.0-0	0	0	0	0
at South Alabama	*	0	1	1	0.0-0	0.0-0	0	0	0	0
at Army	*	1	1	2	0.0-0	0.0-0	0	0	0	0
Texas State	*	5	1	6	0.5-1	1.5-6	0	0	0	0
at Georgia State	*	0	2	2	0.0-0	0.0-0	0	0	0	0
at Troy	*	3	4	7	0.0-0	0.5-1	0	0	0	0
Southern Miss	*	3	5	8	1.0-10	1.5-11	0	0	0	0
Totals		17	20	37	3.0-27	5.0-34	0	0	0	0

0 BRALYN
LUX

DB | Sr. | 6th Yr. (2nd at Tech) | San Jose, Calif. | King's Academy

Follow on Social Media

Twitter: @lamBlux12 | Instagram: lux_b3

PARTICIPATION	2020*	2021*	2022*	2023	2024	CAREER
GP/GS	6/6	13/8	8/8	12/8	3/3	42/33

* indicates seasons at Fresno State

CAREER STATS

TACKLES	GP	UA	A	Total	TFL	Yds	PD	FF	FR	Blkd	INT
2020 (FS)	6	27	3	30	1.0	1	4	1	1	0	1
2021 (FS)	13	18	6	24	1.0	2	4	0	1	0	0
2022 (FS)	8	30	5	35	3.0	16	7	1	0	0	1
2023 (TTU)	12	31	9	40	3.5	11	9	0	0	0	1
2024 (TTU)	3	7	1	8	0.0	0	1	0	0	0	1
TOTALS	42	113	24	137	8.5	30	25	2	2	0	4

2024 GAME-BY-GAME STATS

Opponent	GS	UA	A	TOT	TFL-YDS	INT-YDS	FF	FR	PBU
Abilene Christian					DNP-injured				
at Washington St.	*	1	0	1	0-0	0-0	0	0	0
North Texas	*	2	0	2	0-0	1-44	0	0	0
Arizona State					DNP-injured				
Cincinnati					DNP-injured				
at Arizona	*	4	1	5	0-0	0-0	0	0	1
Baylor		-	-	-	---	---	-	-	-
at TCU		-	-	-	---	---	-	-	-
at Iowa State		-	-	-	---	---	-	-	-
Colorado		-	-	-	---	---	-	-	-
at Oklahoma St.		-	-	-	---	---	-	-	-
West Virginia		-	-	-	---	---	-	-	-
Totals		7	1	8	0.0-0	1-44	0	0	1

2023 GAME-BY-GAME STATS

Opponent	GS	UA	A	TOT	TFL-YDS	INT-YDS	FF	FR	PBU
at Wyoming	*	2	0	2	1.0-2	0-0	0	0	1
Oregon	*	2	1	3	0.5-2	0-0	0	0	0
Tarleton St.	*	3	0	3	0.0-0	0-0	0	0	0
at West Virginia		0	0	0	0.0-0	0-0	0	0	1
Houston		0	1	1	0.0-0	0-0	0	0	0
at Baylor	*	0	0	0	0.0-0	0-0	0	0	2
Kansas State					DNP-injured				
at BYU		0	0	0	0.0-0	0-0	0	0	0
TCU		7	0	7	0.0-0	0-0	0	0	1
at Kansas	*	3	1	4	2.0-7	0-0	0	0	1
UCF	*	4	0	4	0.0-0	0-0	0	0	1
at Texas	*	3	4	7	0.0-0	1-0	0	0	2
vs. California	*	7	2	9	0.0-0	0-0	0	0	0
Totals		31	9	40	3.5-11	1-0	0	0	9

2022 GAME-BY-GAME STATS (@ FRESNO STATE)

Opponent	GS	UA	A	TOT	TFL-YDS	INT-YDS	FF	FR	PBU
Cal Poly	*	2	0	2	0.0-0	0-0	0	0	0
Oregon State	*	6	2	8	0.0-0	0-0	0	0	2
at USC	*	6	0	6	0.0-0	0-0	0	0	1
at UConn	*	7	1	8	2.0-14	0-0	1	0	0
at Boise State	*	3	1	4	1.0-2	0-0	0	0	1
San Jose State	*	3	0	3	0.0-0	1-0	0	0	3
at New Mexico	*	2	1	3	0.0-0	0-0	0	0	0
San Diego State	*	1	0	1	0.0-0	0-0	0	0	0
Hawai'i					DNP-injured				
at UNLV					DNP-injured				
at Nevada					DNP-injured				
Wyoming					DNP-injured				
at Boise State					DNP-injured				
vs. Washington St.					DNP-injured				
Totals		30	5	35	3.0-16	1-0	1	0	7

2021 GAME-BY-GAME STATS (@ FRESNO STATE)

Opponent	GS	UA	A	TOT	TFL-YDS	INT-YDS	FF	FR	PBU
UConn	*	1	0	1	0.0-0	0-0	0	0	1
at Oregon	*	0	0	0	0.0-0	0-0	0	0	1
Cal Poly	*	4	0	4	0.0-0	0-0	0	0	0
at UCLA	*	0	1	1	0.0-0	0-0	0	1	1
UNLV	*	3	1	4	0.0-0	0-0	0	0	1
at Hawai'i	*	2	0	2	0.0-0	0-0	0	0	0
at Wyoming	*	1	0	1	1.0-2	0-0	0	0	0
Nevada	*	4	0	4	0.0-0	0-0	0	0	0
at San Diego St.	*	1	0	1	0.0-0	0-0	0	0	0
Boise State		0	0	0	0.0-0	0-0	0	0	0
New Mexico		0	1	1	0.0-0	0-0	0	0	0
at San Jose State		2	2	4	0.0-0	0-0	0	0	0
vs. UTEP		0	3	3	0.0-0	0-0	0	0	0
Totals		18	6	24	1.0-2	0-0	0	1	4



2020 GAME-BY-GAME STATS (@ FRESNO STATE)

Opponent	GS	UA	A	TOT	TFL-YDS	INT-YDS	FF	FR	PBU
Hawai'i	*	8	0	8	1.0-1	0-0	1	0	1
Colorado State	*	6	0	6	0.0-0	0-0	0	0	1
at UNLV	*	7	2	9	0.0-0	0-0	0	0	0
at Utah State	*	2	0	2	0.0-0	0-0	0	0	2
at Nevada	*	2	1	3	0.0-0	1-24	0	0	0
vs. New Mexico	*	2	0	2	0.0-0	0-0	0	0	0
Totals		27	3	30	1.0-1	1-24	1	0	4

10 DRAE McCRAY

WR | Sr. | 4th Yr. (2nd at Tech) | Tallahassee, Fla. | N. Florida Christian HS

Follow on Social Media

Twitter: @draemccray24 | Instagram: drae.mccray10

PARTICIPATION	2021*	2022*	2023	2024	CAREER
GP/GS	11/11	11/11	13/2	6/0	41/24

* indicates seasons at Austin Peay

CAREER STATS

RECEIVING	G	Rec	Yds	TD	Lg	Rec/G	Avg/C	Avg/G
2021 (APU)	11	53	867	8	73	4.8	16.4	78.8
2022 (APU)	11	76	1,021	9	72	6.9	13.4	92.8
2023 (TTU)	13	29	255	2	44	2.2	8.8	19.6
2024 (TTU)	6	11	69	0	21	1.8	6.3	11.5
Totals	41	169	2,212	19	73	4.1	13.1	54.0

ALL PURPOSE	G	Rush	Rec	PR	KR	IR	Total	Avg/G
2021 (APU)	11	1	867	39	108	0	1,015	92.3
2022 (APU)	11	54	1,021	0	54	0	1,129	102.6
2023 (TTU)	13	4	255	0	717	0	976	75.1
2024 (TTU)	6	13	69	0	279	0	361	60.2
Totals	41	72	2,212	39	1,158	0	3,481	84.9

2024 GAME-BY-GAME

Opponent	GS	Rec	Yds	TD	Avg	LG	Rush	Yds	TD
Abilene Christian		0	0	0	0.0	0	0	0	0
at Washington St.		3	18	0	9.0	7	0	0	0
North Texas		2	12	0	6.0	8	0	0	0
Arizona State		1	0	0	0.0	0	0	0	0
Cincinnati		5	39	0	7.8	21	0	0	0
at Arizona		0	0	0	0.0	0	1	13	0
Baylor		-	-	-	-	-	-	-	-
at TCU		-	-	-	-	-	-	-	-
at Iowa State		-	-	-	-	-	-	-	-
Colorado		-	-	-	-	-	-	-	-
at Oklahoma St.		-	-	-	-	-	-	-	-
West Virginia		-	-	-	-	-	-	-	-
Totals		11	69	0	6.3	21	1	13	0

2023 GAME-BY-GAME

Opponent	GS	Rec	Yds	TD	Avg	LG	Rush	Yds	TD
at Wyoming		5	42	0	8.4	15	0	0	0
Oregon		1	31	0	31.0	31	0	0	0
Tarleton State		1	9	0	9.0	9	0	0	0
at West Virginia		3	18	0	6.0	15	0	0	0
Houston		0	0	0	0	0	0	0	0
at Baylor		2	17	0	8.5	16	0	0	0
Kansas State		2	-3	0	-1.5	4	0	0	0
at BYU		3	22	0	7.3	13	1	4	0
TCU		1	44	1	44	44	0	0	0
at Kansas	*	2	-2	0	-1	0	0	0	0
UCF		4	55	1	13.8	26	0	0	0
at Texas		2	3	0	1.5	2	0	0	0
vs. California	*	3	19	0	6.3	7	0	0	0
Totals		29	255	2	8.8	44	1	4	0

2022 GAME-BY-GAME (@ AUSTIN PEAY)

Opponent	GS	Rec	Yds	TD	Avg	LG	Rush	Yds	TD
at Western Kentucky	*	7	90	2	12.9	44	1	17	0
Presbyterian	*	7	113	0	16.1	26	1	8	0
Mississippi Valley State	*	10	158	2	15.8	36	0	0	0
at Alabama A&M	*	1	1	0	1.0	1	0	0	0
Eastern Kentucky	*	6	59	1	9.8	24	2	8	0
at Central Arkansas	*	7	73	0	10.4	34	0	0	0
Murray State	*	5	166	2	33.2	72	2	-1	0
Jacksonville State	*	6	68	1	11.3	23	4	17	0
at North Alabama	*	5	106	1	21.2	62	2	5	0
at Kennesaw State	*	10	95	0	9.5	21	0	0	0
at Alabama	*	12	92	0	7.6	32	0	0	0
Totals		76	1,021	9	13.4	72	12	54	0

2021 GAME-BY-GAME (@ AUSTIN PEAY)

Opponent	GS	Rec	Yds	TD	Avg	LG	Rush	Yds	TD
at Chattanooga	*	5	87	1	17.4	57	0	0	0
at Ole Miss	*	6	87	0	14.5	51	0	0	0

Moorhead State	*	5	86	0	17.2	52	0	0	0
at Eastern Kentucky	*	8	59	0	7.4	11	0	0	0
Tennessee State	*	4	40	0	10.0	22	0	0	0
Southeast Missouri	*	2	18	0	9.0	13	0	0	0
at Murray State	*	4	23	1	5.8	14	0	0	0
at UT Martin	*	2	23	0	11.5	16	0	0	0
Eastern Illinois	*	6	137	2	22.8	45	0	0	0
at Tennessee State	*	4	70	0	17.5	45	0	0	0
Tennessee Tech	*	7	237	4	33.9	73	1	1	0
Totals		53	867	8	16.4	73	1	1	0

1 A.J. McCARTY

DB | So. | 5th Yr. (2nd at Tech) | Brownwood, Texas | Brownwood HS

Follow on Social Media

Twitter: @adonismccartyjr | Instagram: adonismccartyjr

PARTICIPATION	2020*	2021*	2022*	2023	2024	CAREER
GP/GS	3/0	13/0	13/2	1/0	6/6	36/8

* indicates seasons at Baylor

TACKLES	GP	UA	A	Total	TFL	Yds	PD	FF	FR	Blkd	INT
2020 (BU)	3	0	1	1	0.0	0	0	0	0	0	0
2021 (BU)	13	3	0	3	0.0	0	1	0	1	0	0
2022 (BU)	13	31	6	37	1.0	1	3	0	0	0	1
2023 (TTU)	1	0	0	0	0.0	0	0	0	0	0	0
2024 (TTU)	6	9	7	16	2.5	6	2	0	0	0	1
TOTALS	36	43	14	57	3.5	7	6	0	1	0	2

2024 GAME-BY-GAME STATS

Opponent	GS	UA	A	TOT	TFL-YDS	INT-YDS	FF	FR	PBU
Abilene Christian	*	2	3	5	0-0	0-0	0	0	1
at Washington St.	*	1	0	1	0-0	0-0	0	0	0
North Texas	*	2	0	2	1.0-3	0-0	0	0	0
Arizona State	*	2	2	4	0.5-2	0-0	0	0	0
Cincinnati	*	2	1	3	1.0-1	1-51	0	0	0
at Arizona	*	0	1	1	0-0	0-0	0	0	1
Baylor	-	-	-	-	---	---	-	-	-
at TCU	-	-	-	-	---	---	-	-	-
at Iowa State	-	-	-	-	---	---	-	-	-
Colorado	-	-	-	-	---	---	-	-	-
at Oklahoma St.	-	-	-	-	---	---	-	-	-
West Virginia	-	-	-	-	---	---	-	-	-
Totals		9	7	16	2.5-6	1-51	0	0	2

2023 GAME-BY-GAME STATS

Opponent	GS	UA	A	TOT	TFL-YDS	INT-YDS	FF	FR	PBU
vs. California	0	0	0	0	0.0-0	0-0	0	0	0
Totals		0	0	0	0.0-0	0-0	0	0	0

2022 GAME-BY-GAME STATS (@ BAYLOR)

Opponent	GS	UA	A	TOT	TFL-YDS	INT-YDS	FF	FR	PBU
UAlbany		2	0	2	0.0-0	0-0	0	0	1
at BYU		1	1	2	0.0-0	0-0	0	0	0
Texas State		4	2	6	0.0-0	0-0	0	0	0
at Iowa State		7	2	9	0.0-0	0-0	0	0	0
Oklahoma State		0	0	0	0.0-0	0-0	0	0	0
at West Virginia		0	0	0	0.0-0	0-0	0	0	0
Kansas		1	1	2	0.0-0	0-0	0	0	1
at Texas Tech		4	0	4	0.0-0	1-18	0	0	1
at Oklahoma	*	3	0	3	0.0-0	0-0	0	0	0
Kansas State		1	0	1	0.0-0	0-0	0	0	0
TCU		3	0	3	0.0-0	0-0	0	0	0
at Texas		1	0	1	0.0-0	0-0	0	0	0
vs. Air Force	*	4	0	4	1.0-1	0-0	0	0	0
Totals		31	6	37	1.0-1	1-18	0	0	3

2021 GAME-BY-GAME STATS (@ BAYLOR)

Opponent	GS	UA	A	TOT	TFL-YDS	INT-YDS	FF	FR	PBU
at Texas State		0	0	0	0.0-0	0-0	0	0	0
Texas Southern		0	0	0	0.0-0	0-0	0	0	1
at Kansas		1	0	1	0.0-0	0-0	0	0	0
Iowa State		1	0	1	0.0-0	0-0	0	0	0
at Oklahoma State		0	0	0	0.0-0	0-0	0	0	0
West Virginia		0	0	0	0.0-0	0-0	0	0	0
BYU		DNP							
Texas		0	0	0	0.0-0	0-0	0	0	0
at TCU		0	0	0	0.0-0	0-0	0	0	0
Oklahoma		0	0	0	0.0-0	0-0	0	0	0
at Kansas State		0	0	0	0.0-0	0-0	0	1	0
Texas Tech		0	0	0	0.0-0	0-0	0	0	0
vs. Oklahoma State		0	0	0	0.0-0	0-0	0	0	0
vs. Ole Miss		1	0	1	0.0-0	0-0	0	0	0
Totals		3	0	3	0.0-0	0-0	0	1	1

2020 GAME-BY-GAME STATS (@ BAYLOR)

Opponent	GS	UA	A	TOT	TFL-YDS	INT-YDS	FF	FR	PBU
Kansas State		0	0	0	0.0-0	0-0	0	0	0
at Oklahoma		0	0	0	0.0-0	0-0	0	0	0
Oklahoma State		0	1	1	0.0-0	0-0	0	0	0
Totals		0	1	1	0.0-0	0-0	0	0	0

18JOHNCARLOS MILLER

TE | Jr. | 4th Yr. (1st at Tech) | Greensboro, N.C. | Dudley HS

Follow on Social Media

Twitter: @j2manmiller | Instagram: theofficial_miller

PARTICIPATION	2021*	2022*	2023*	2024	CAREER
GP/GS	4/0	11/11	10/10	6/0	31/21

* at Elon

CAREER STATS

RECEIVING	G	Rec	Yds	TD	Lg	Rec/G	Avg/C	Avg/G
2021 (ELON)	4	1	4	0	4	0.3	4.0	1.0
2022 (ELON)	11	26	201	3	25	2.4	7.7	18.3
2023 (ELON)	10	25	453	4	70	2.5	18.1	45.3
2024 (TTU)	6	5	87	3	45	0.8	17.4	14.5
Totals	31	57	745	10	70	1.8	13.1	24.0

2024 GAME-BY-GAME

Opponent	GS	Rec	Yds	TD	Avg	LG	Rush	Yds	TD
Abilene Christian		1	7	0	7.0	7	0	0	0
at Washington St.		1	20	1	20.0	20	0	0	0
North Texas		2	55	1	27.5	45	0	0	0
Arizona State		1	5	1	5.0	5	0	0	0
Cincinnati		0	0	0	0.0	0	0	0	0
at Arizona		0	0	0	0.0	0	0	0	0
Baylor		-	-	-	-	-	-	-	-
at TCU		-	-	-	-	-	-	-	-
at Iowa State		-	-	-	-	-	-	-	-
Colorado		-	-	-	-	-	-	-	-
at Oklahoma St.		-	-	-	-	-	-	-	-
West Virginia		-	-	-	-	-	-	-	-
Totals		5	87	3	17.4	45	0	0	0

2023 GAME-BY-GAME (@ ELON)

Opponent	GS	Rec	Yds	TD	Avg	LG	Rush	Yds	TD
at Wake Forest	*	1	18	0	0.0	18	0	0	0
at Gardner-Webb	*	2	49	0	0.0	25	0	0	0
N.C. A&T	*	0	0	0	0.0	0	0	0	0
at Campbell	*	4	55	0	0.0	26	0	0	0
William & Mary	*	2	7	0	0.0	4	0	0	0
N.C. Central	*	5	82	0	0.0	30	0	0	0
Monmouth	*	2	70	1	0.0	65	0	0	0
at Delaware	*	5	101	1	0.0	70	0	0	0
at Richmond	*	2	14	1	0.0	9	0	0	0
Hampton	*	2	57	1	0.0	53	0	0	0
Totals		25	453	4	0.0	70	0	0	0

2022 GAME-BY-GAME (@ ELON)

Opponent	GS	Rec	Yds	TD	Avg	LG	Rush	Yds	TD
at Vanderbilt	*	3	24	0	0.0	15	0	0	0
at Wofford	*	4	31	0	0.0	10	0	0	0
Gardner-Webb	*	2	22	0	0.0	14	0	0	0
at William & Mary	*	2	21	0	0.0	20	0	0	0
Richmond	*	1	25	1	0.0	25	0	0	0
Towson	*	3	13	1	0.0	8	0	0	0
at Rhode Island	*	4	29	0	0.0	9	0	0	0
at New Hampshire	*	0	0	0	0.0	0	0	0	0
Delaware	*	2	4	0	0.0	4	0	0	0
UAlbany	*	2	5	0	0.0	5	0	0	0
at Hampton	*	3	27	1	0.0	16	0	0	0
Totals		26	201	3	0.0	25	0	0	0

2021 GAME-BY-GAME (@ELON)

Opponent	GS	Rec	Yds	TD	Avg	LG	Rush	Yds	TD
at James Madison		0	0	0	0.0	0	0	0	0
Villanova		0	0	0	0.0	0	0	0	0
at Towson		0	0	0	0.0	0	0	0	0
Rhode Island		1	4	0	0.0	4	0	0	0
Totals		1	4	0	0.0	4	0	0	0

2BEHREN MORTON

QB | Jr. | 4th Yr. | Eastland, Texas | Eastland HS

Follow on Social Media

Twitter: @BehrenMorton | Instagram: bmorton.2

PARTICIPATION	2021	2022	2023	2024	CAREER
GP/GS	2/0	9/4	10/8	6/6	27/18

CAREER STATS

PASSING	G	Cmp	Att	Int	Yds	TD	Lg	Pct	Avg/G	Effic
2021	2	1	3	0	0	0	0	33.3	0.0	33.3
2022	9	96	169	6	1,117	7	55	56.8	124.1	118.9
2023	10	182	293	8	1,757	15	49	62.1	175.7	123.9
2024	6	139	221	2	1,640	14	70	62.9	273.3	144.3
Totals	27	418	686	16	4,514	36	70	60.9	167.2	128.9

RUSHING

G	Att	Yds	TD	Lg	Avg/C	Avg/G
2021	2	2	15	0	17	7.5
2022	9	42	79	2	15	1.9
2023	10	46	3	4	14	0.1
2024	6	18	9	1	26	0.5
Totals	27	108	106	7	26	1.0

2024 GAME-BY-GAME

Opponent	GS	Comp	Att	TD	INT	Yds	Lg	Run	Yds	TD	LG
Abilene Christian	*	30	42	5	0	378	36	2	-5	0	3
at Washington St.	*	34	52	1	2	323	42	4	7	0	7
North Texas	*	15	19	4	0	273	70	2	-1	1	10
Arizona State	*	24	44	2	0	201	21	3	-15	0	4
Cincinnati	*	19	29	2	0	251	49	3	46	0	26
at Arizona	*	17	29	0	0	214	57	4	-23	0	1
Baylor		-	-	-	-	-	-	-	-	-	-
at TCU		-	-	-	-	-	-	-	-	-	-
at Iowa State		-	-	-	-	-	-	-	-	-	-
Colorado		-	-	-	-	-	-	-	-	-	-
at Oklahoma St.		-	-	-	-	-	-	-	-	-	-
West Virginia		-	-	-	-	-	-	-	-	-	-
Totals		139	221	14	2	1,640	70	18	9	1	26

2023 GAME-BY-GAME

Opponent	GS	Comp	Att	TD	INT	Yds	Lg	Run	Yds	TD	LG
at Wyoming	DNP										
Oregon	DNP										
Tarleton State		8	13	2	1	72	15	3	11	0	7
at West Virginia		13	37	1	0	158	26	8	-12	0	4
Houston	*	14	22	2	0	161	34	4	10	0	7
at Baylor	*	19	26	3	1	180	24	2	-1	1	10
Kansas State	*	14	21	0	0	125	31	6	8	1	10
at BYU	DNP-injured										
TCU	*	28	36	2	0	282	44	5	-4	1	9
at Kansas	*	19	25	0	1	176	33	7	-11	0	9
UCF	*	21	34	2	1	256	49	3	10	0	8
at Texas	*	19	36	0	3	88	15	5	-2	1	14
vs. California	*	27	43	3	1	259	41	3	-6	0	7
Totals		182	293	15	8	1,757	49	46	3	4	14

2022 GAME-BY-GAME

Opponent	GS	Comp	Att	TD	INT	Yds	Lg	Run	Yds	TD	LG
Murray State		7	10	1	1	97	24	3	-15	0	2
Houston		0	0	0	0	0	0	0	0	0	0
at NC State		4	7	0	1	85	38	2	20	0	13
Texas		0	0	0	0	0	0	0	0	0	0
at Kansas State	DNP										
at Oklahoma St.	*	39	62	2	1	379	36	17	53	1	15
West Virginia	*	28	45	2	0	325	55	8	17	0	8
Baylor	*	11	34	1	3	152	39	6	6	1	14
at TCU	*	7	10	1	0	79	47	6	-2	0	4
Kansas	DNP-injured										
at Iowa State	DNP-injured										
Oklahoma	DNP-injured										
vs. Ole Miss		0	1	0	0	0	0	0	0	0	0
Totals		96	169	7	6	1,117	55	42	79	2	15



3 BRYCE
RAMIREZ

LB | Sr. | 6th Yr. | Missouri City, Texas | George Ranch HS

Follow on Social Media

Twitter: @bryceramirez_ | Instagram: ebkrasca

PARTICIPATION	2019	2020	2021	2022	2023	2024	CAREER
GP/GS	0/0	0/0	7/0	2/1	11/2	6/0	26/3

CAREER STATS

TACKLES	GP	UA	A	Total	TFL	Yds	PD	FF	FR	Blkd	QBH
2021	7	2	1	3	0.0	0	0	0	0	0	0
2022	2	4	0	4	0.0	0	0	0	0	0	0
2023	11	14	7	21	0.0	0	0	0	0	0	1
2024	6	11	5	16	0.5	1	0	0	0	0	1
Totals	26	31	13	44	0.5	1	0	0	0	0	2

2024 GAME-BY-GAME STATS

Opponent	GS	UA	A	TOT	SACKS-YDS	TFL-YDS	FF	FR	INT	QBH
Abilene Christian	1	0	1		0-0	0-0	0	0	0	0
at Washington St.	1	0	1		0-0	0-0	0	0	0	0
North Texas	4	1	5		0-0	0-0	0	0	1	0
Arizona State	2	1	3		0-0	0-0	0	0	0	0
Cincinnati	1	1	2		0-0	0-0	0	0	0	0
at Arizona	2	2	4		0-0	0.5-1	0	0	0	1
Baylor	-	-	-		---	---	-	-	-	-
at TCU	-	-	-		---	---	-	-	-	-
at Iowa State	-	-	-		---	---	-	-	-	-
Colorado	-	-	-		---	---	-	-	-	-
at Oklahoma St.	-	-	-		---	---	-	-	-	-
West Virginia	-	-	-		---	---	-	-	-	-
Totals	11	5	16		0.0-0	0.5-1	0	0	1	1

2023 GAME-BY-GAME STATS

Opponent	GS	UA	A	TOT	SACKS-YDS	TFL-YDS	FF	FR	INT	QBH
at Wyoming	0	1	1		0.0-0	0.0-0	0	0	0	0
Oregon	2	0	2		0.0-0	0.0-0	0	0	0	0
Tarleton State	1	0	1		0.0-0	0.0-0	0	0	0	0
at West Virginia	0	1	1		0.0-0	0.0-0	0	0	0	0
Houston	2	0	2		0.0-0	0.0-0	0	0	0	0
at Baylor	1	0	1		0.0-0	0.0-0	0	0	0	0
Kansas State	DNP-injured									
at BYU	*	3	4	7	0.0-0	0.0-0	0	0	0	1
TCU	*	2	0	2	0.0-0	0.0-0	0	0	0	0
at Kansas	3	0	3		0.0-0	0.0-0	0	0	0	0
UCF	DNP-injured									
at Texas	0	1	1		0.0-0	0.0-0	0	0	0	0
vs. California	0	0	0		0.0-0	0.0-0	0	0	0	0
Totals	14	7	21		0.0-0	0.0-0	0	0	0	1

2022 GAME-BY-GAME STATS

Opponent	GS	UA	A	TOT	SACKS-YDS	TFL-YDS	FF	FR	INT	QBH
Murray State	DNP									
Houston	3	0	3		0.0-0	0.0-0	0	0	0	0
at NC State	*	1	0	1	0.0-0	0.0-0	0	0	0	0
Texas	DNP-injured									
at Kansas State	DNP-injured									
at Oklahoma St.	DNP-injured									
West Virginia	DNP-injured									
Baylor	DNP-injured									
at TCU	DNP-injured									
Kansas	DNP-injured									
at Iowa State	DNP-injured									
Oklahoma	DNP-injured									
vs. Ole Miss	DNP-injured									
Totals	4	0	4		0.0-0	0.0-0	0	0	0	0

2021 GAME-BY-GAME STATS

Opponent	GS	UA	A	TOT	SACKS-YDS	TFL-YDS	FF	FR	INT	QBH
vs. Houston	DNP									
Stephen F. Austin	DNP									
FIU	DNP									
at Texas	DNP									
at West Virginia	DNP									
TCU	DNP									
at Kansas	0	0	0		0.0-0	0.0-0	0	0	0	0
Kansas State	1	1	2		0.0-0	0.0-0	0	0	0	0
at Oklahoma	0	0	0		0.0-0	0.0-0	0	0	0	0
Iowa State	DNP									
Oklahoma State	0	0	0		0.0-0	0.0-0	0	0	0	0
at Baylor	0	0	0		0.0-0	0.0-0	0	0	0	0
vs. Mississippi St.	1	0	1		0.0-0	0.0-0	0	0	0	0
Totals	2	1	3		0.0-0	0.0-0	0	0	0	0

13 BEN
ROBERTS

LB | So. | 3rd Yr. | Haslet, Texas | Eaton HS

Follow on Social Media

Twitter: @Ben_Roberts2022 | Instagram: ben.roberts04

PARTICIPATION	2022	2023	2024	CAREER
GP/GS	2/0	13/12	6/6	21/18

CAREER STATS

TACKLES	GP	UA	A	Total	TFL	Yds	PD	FF	FR	Blkd	QBH
2022	2	0	0	0	0.0	0	0	0	0	0	0
2023	13	55	52	107	6.5	30	0	2	0	0	3
2024	6	22	23	45	4.0	9	0	3	0	0	2
Totals	21	77	75	152	10.5	39	0	5	0	0	5

2024 GAME-BY-GAME STATS

Opponent	GS	UA	A	TOT	SACKS-YDS	TFL-YDS	FF	FR	INT	QBH
Abilene Christian	*	4	3	7	0-0	1-2	1	0	0	0
at Washington St.	*	7	0	7	0-0	1-2	1	0	0	0
North Texas	*	3	0	3	0-0	0-0	0	0	0	0
Arizona State	*	2	9	11	0-0	0-0	0	0	0	0
Cincinnati	*	4	8	12	0-0	2.0-5	1	0	0	1
at Arizona	*	2	3	5	0-0	0-0	0	0	0	1
Baylor	-	-	-		---	---	-	-	-	-
at TCU	-	-	-		---	---	-	-	-	-
at Iowa State	-	-	-		---	---	-	-	-	-
Colorado	-	-	-		---	---	-	-	-	-
at Oklahoma St.	-	-	-		---	---	-	-	-	-
West Virginia	-	-	-		---	---	-	-	-	-
Totals	22	23	45		0.0-0	4.0-9	3	0	0	2

2023 GAME-BY-GAME STATS

Opponent	GS	UA	A	TOT	SACKS-YDS	TFL-YDS	FF	FR	INT	QBH
at Wyoming	0	1	1		0.0-0	0.5-0	0	0	0	0
Oregon	*	5	7	12	0.5-2	1.5-7	1	0	0	0
Tarleton State	*	2	2	4	0.0-0	0.0-0	0	0	0	0
at West Virginia	*	4	7	11	0.0-0	0.5-1	0	0	1	0
Houston	*	8	2	10	0.0-0	0.0-0	0	0	0	0
at Baylor	*	5	2	7	0.0-0	2.0-19	1	0	0	0
Kansas State	*	5	6	11	0.0-0	0.0-0	0	0	0	0
at BYU	*	5	5	10	0.0-0	0.0-0	0	0	0	1
TCU	*	3	3	6	0.0-0	0.0-0	0	0	0	0
at Kansas	*	8	1	9	0.0-0	0.0-0	0	0	0	0
UCF	*	2	4	6	0.0-0	0.5-2	0	0	0	0
at Texas	*	6	7	13	0.0-0	0.0-0	0	0	0	1
vs. California	*	2	5	7	0.0-0	1.5-3	0	0	0	1
Totals	55	52	107		0.5-2	6.5-30	2	0	1	3

2022 GAME-BY-GAME STATS

Opponent	GS	UA	A	TOT	SACKS-YDS	TFL-YDS	FF	FR	INT	QBH
Murray State	DNP									
Houston	DNP									
at NC State	DNP									
Texas	DNP									
at Kansas State	0	0	0		0.0-0	0.0-0	0	0	0	0
at Oklahoma St.	0	0	0		0.0-0	0.0-0	0	0	0	0
West Virginia	DNP									
Baylor	DNP									
at TCU	DNP									
Kansas	DNP									
at Iowa State	DNP									
Oklahoma	DNP									
vs. Ole Miss	DNP									
Totals	0	0	0		0.0-0	0.0-0	0	0	0	0

10 JACOB RODRIGUEZ

LB | R-Jr. | 4th Yr. (3rd at Tech) | Wichita Falls, Texas | Rider HS

Follow on Social Media

Twitter: @Jacob_R_10 | Instagram: jrodriguez_10

PARTICIPATION	2021	2022	2023	2024	CAREER
GP/GS	12/0	12/0	5/4	6/6	35/10

CAREER STATS

TACKLES	GP	UA	A	Total	TFL	Yds	PD	FF	FR	Blkd	QBH
2021 (LVA)	12	1	0	1	0.0	0	0	0	0	0	0
2022 (TTU)	12	17	12	29	3.0	7	0	1	0	0	0
2023 (TTU)	5	21	11	32	1.0	1	2	2	1	0	1
2024 (TTU)	6	31	23	54	4.5	33	2	2	1	0	2
Totals	35	70	46	116	8.5	41	4	5	2	0	3

2024 GAME-BY-GAME STATS

Opponent	GS	UA	A	TOT	SACKS-YDS	TFL-YDS	FF	FR	INT	QBH
Abilene Christian *	9	4	13	0-0	2-13	1	0	0	0	0
at Washington St. *	7	0	7	0-0	0-0	0	0	0	0	0
North Texas *	1	0	1	0-0	0-0	0	0	0	1	1
Arizona State *	2	7	9	0-0	1-2	0	0	0	1	1
Cincinnati *	7	4	11	0-0	0.5-2	0	1	0	1	1
at Arizona *	5	8	13	1.0-16	1-16	1	0	0	0	0
Baylor	-	-	-	---	---	-	-	-	-	-
at TCU	-	-	-	---	---	-	-	-	-	-
at Iowa State	-	-	-	---	---	-	-	-	-	-
Colorado	-	-	-	---	---	-	-	-	-	-
at Oklahoma St.	-	-	-	---	---	-	-	-	-	-
West Virginia	-	-	-	---	---	-	-	-	-	-
Totals	31	23	54	1.0-16	4.5-33	2	1	0	3	3

2023 GAME-BY-GAME STATS

Opponent	GS	UA	A	TOT	SACKS-YDS	TFL-YDS	FF	FR	INT	QBH
at Wyoming *	2	0	2	0.0-0	0.0-0	1	1	0	0	0
Oregon	DNP-injured									
Tarleton State	DNP-injured									
at West Virginia	DNP-injured									
Houston	DNP-injured									
at Baylor	DNP-injured									
Kansas State	DNP-injured									
at BYU	DNP-injured									
TCU	4	2	6	0.0-0	0.0-0	0	0	0	0	0
at Kansas *	3	1	4	0.0-0	1.0-1	0	0	0	0	0
UCF *	7	5	12	0.0-0	0.0-0	0	0	0	1	1
at Texas	DNP									
vs. California *	5	3	8	0.0-0	0.0-0	1	0	1	0	0
Totals	21	11	32	0.0-0	1.0-1	2	1	1	1	1

2022 GAME-BY-GAME STATS

Opponent	GS	UA	A	TOT	SACKS-YDS	TFL-YDS	FF	FR	INT	QBH
Murray State	0	4	4	0.0-0	1.0-2	0	0	0	0	0
Houston	0	0	0	0.0-0	0.0-0	0	0	0	0	0
at NC State	2	2	4	0.0-0	0.5-1	0	0	0	0	0
Texas	1	0	1	0.0-0	0.0-0	0	0	0	0	0
at Kansas State	1	0	1	0.0-0	0.0-0	0	0	0	0	0
at Oklahoma St.	1	1	2	0.0-0	0.0-0	0	0	0	2	2
West Virginia	4	0	4	0.0-0	0.0-0	1	0	0	1	1
Baylor	3	2	5	0.0-0	0.0-0	0	0	0	0	0
at TCU	0	2	2	0.0-0	0.5-1	0	0	0	0	0
Kansas	2	0	2	0.0-0	0.0-0	0	0	0	0	0
at Iowa State	1	0	1	0.0-0	0.0-0	0	0	0	0	0
Oklahoma	DNP-injured									
vs. Ole Miss	2	1	3	0.0-0	1.0-3	0	0	0	0	0
Totals	17	12	29	0.0-0	3.0-7	1	0	0	3	3

2021 GAME-BY-GAME (@ VIRGINIA)

Opponent	GS	Rush	Yds	TD	LG	Rec	Yds	TD	LG
William & Mary		3	31	0	24	0	0	0	0
Illinois		0	0	0	0	0	0	0	0
at North Carolina		3	14	0	7	3	23	0	17
Wake Forest		0	0	0	0	0	0	0	0
at Miami (FL)		1	5	0	5	2	24	0	16
at Louisville		1	1	0	1	2	13	0	9
Duke		2	5	0	4	0	0	0	0
Georgia Tech		0	0	0	0	0	0	0	0
at BYU		0	0	0	0	1	5	0	5
Notre Dame		0	0	0	0	0	0	0	0
at Pittsburgh		0	0	0	0	0	0	0	0
Virginia Tech		0	0	0	0	0	0	0	0
Totals		10	56	0	24	8	65	0	17

17 ISAAC SMITH

OLB | Jr. | 4th Yr. | Wagoner, Okla. | Wagoner HS

Follow on Social Media

Twitter: @isaacsmith1921 | Instagram: isaacsmith17_

PARTICIPATION	2021	2022	2023	2024	CAREER
GP/GS	0/0	11/2	0/0	5/4	16/6

CAREER STATS

TACKLES	GP	UA	A	Total	TFL	Yds	PD	FF	FR	Blkd	QBH
2021	0	0	0	0	0.0	0	0	0	0	0	0
2022	11	9	5	14	3.0	5	0	0	1	0	0
2023	0	0	0	0	0.0	0	0	0	0	0	0
2024	5	7	7	14	1.5	16	0	0	0	0	1
Totals	16	16	12	28	4.5	21	0	0	1	0	0

SACKS

G	UA	A	Total	Yds
2021	0	0	0	0.0
2022	11	1	0	1.0
2023	0	0	0	0.0
2024	5	1	0	1.0
Totals	16	2	0	2.0

2024 GAME-BY-GAME STATS

Opponent	GS	UA	A	TOT	SACKS-YDS	TFL-YDS	FF	FR	INT	QBH
Abilene Christian	2	2	4	0-0	0.5-1	0	0	0	0	0
at Washington St. *	2	1	3	1.0-15	1.0-15	0	0	0	0	0
North Texas *	2	2	4	0-0	0.0-0	0	0	0	0	0
Arizona State *	0	1	1	0-0	0.0-0	0	0	0	1	1
Cincinnati *	1	1	2	0-0	0.0-0	0	0	0	0	0
at Arizona	DNP-injured									
Baylor	-	-	-	---	---	-	-	-	-	-
at TCU	-	-	-	---	---	-	-	-	-	-
at Iowa State	-	-	-	---	---	-	-	-	-	-
Colorado	-	-	-	---	---	-	-	-	-	-
at Oklahoma St.	-	-	-	---	---	-	-	-	-	-
West Virginia	-	-	-	---	---	-	-	-	-	-
Totals	7	7	14	1.0-15	1.5-16	0	0	0	1	1

2023 GAME-BY-GAME STATS

Opponent	GS	UA	A	TOT	SACKS-YDS	TFL-YDS	FF	FR	INT	QBH
DNP-injured										
Totals	0	0	0	0.0-0	0.0-0	0	0	0	0	0

2022 GAME-BY-GAME STATS

Opponent	GS	UA	A	TOT	SACKS-YDS	TFL-YDS	FF	FR	INT	QBH
Murray State	1	1	2	0.0-0	0.0-0	0	0	0	0	0
Houston	DNP									
at NC State	DNP									
Texas	0	0	0	0.0-0	0.0-0	0	0	0	0	0
at Kansas State	0	0	0	0.0-0	0.0-0	0	0	0	0	0
at Oklahoma St.	0	0	0	0.0-0	0.0-0	0	0	0	0	0
West Virginia	0	0	0	0.0-0	0.0-0	0	0	0	0	0
Baylor	0	0	0	0.0-0	0.0-0	0	0	0	0	0
at TCU	0	1	1	0.0-0	0.0-0	0	0	0	0	0
Kansas	0	0	0	0.0-0	0.0-0	0	0	0	0	0
at Iowa State	1	2	3	0.0-0	0.0-0	0	0	0	0	0
Oklahoma *	3	1	4	0.0-0	1.0-2	0	0	0	0	0
vs. Ole Miss *	4	0	4	1.0-2	2.0-3	0	1	0	0	0
Totals	9	5	14	1.0-2	3.0-5	0	1	0	0	0



80 MASON THARP

TE | Sr. | 4th Yr. | Klein, Texas | Klein HS

Follow on Social Media
Twitter: @masontharp80 | Instagram: mason_tharp

PARTICIPATION	2021	2022	2023	2024	CAREER
GP/GS	12/8	10/7	8/7	6/6	36/28

CAREER STATS								
RECEIVING	G	Rec	Yds	TD	Lg	Rec/G	Avg/C	Avg/G
2021	12	14	198	1	25	1.2	14.1	16.5
2022	10	12	100	2	21	1.2	8.3	10.0
2023	8	18	178	4	28	2.3	9.9	22.3
2024	6	5	45	0	16	0.8	9.0	7.5
Totals	36	49	521	7	28	1.4	10.6	14.5

2024 GAME-BY-GAME									
Opponent	GS	Rec	Yds	TD	Avg	LG	Rush	Yds	TD
Abilene Christian	*	1	9	0	9.0	9	0	0	0
at Washington St.	*	1	-1	0	-1.0	0	0	0	0
North Texas	*	0	0	0	0	0	0	0	0
Arizona State	*	1	12	0	12.0	12	0	0	0
Cincinnati	*	1	16	0	16.0	16	0	0	0
at Arizona	*	1	9	0	9.0	9	0	0	0
Baylor	-	-	-	-	-	-	-	-	-
at TCU	-	-	-	-	-	-	-	-	-
at Iowa State	-	-	-	-	-	-	-	-	-
Colorado	-	-	-	-	-	-	-	-	-
at Oklahoma St.	-	-	-	-	-	-	-	-	-
West Virginia	-	-	-	-	-	-	-	-	-
Totals		5	45	0	9.0	16	0	0	0

2023 GAME-BY-GAME									
Opponent	GS	Rec	Yds	TD	Avg	LG	Rush	Yds	TD
at Wyoming	*	1	10	0	10.0	10	0	0	0
Oregon	*	4	37	1	9.3	15	0	0	0
Tarleton State	*	3	43	1	14.3	28	0	0	0
at West Virginia	*	1	14	0	14	14	0	0	0
Houston	*	2	16	0	8	15	0	0	0
at Baylor		DNP-injured							
Kansas State		DNP-injured							
at BYU		DNP-injured							
TCU		DNP-injured							
at Kansas		DNP-injured							
UCF	*	3	32	1	10.7	19	0	0	0
at Texas	*	1	4	0	4.0	4	0	0	0
vs. California		3	22	1	7.3	15	0	0	0
Totals		18	178	4	9.9	28	0	0	0

2022 GAME-BY-GAME									
Opponent	GS	Rec	Yds	TD	Avg	LG	Rush	Yds	TD
Murray State		1	21	1	21.0	21	0	0	0
Houston		0	0	0	0	0	0	0	0
at NC State	*	3	26	0	8.7	14	0	0	0
Texas		1	13	0	13.0	13	0	0	0
at Kansas State	*	0	0	0	0	0	0	0	0
at Oklahoma State	*	1	2	0	2.0	2	0	0	0
West Virginia	*	3	35	0	11.7	19	0	0	0
Baylor	*	1	0	0	0	0	0	0	0
at TCU	*	0	0	0	0	0	0	0	0
Kansas	*	2	3	1	1.5	2	0	0	0
at Iowa State		DNP-injured							
Oklahoma		DNP-injured							
vs. Ole Miss		DNP-injured							
Totals		12	100	2	8.3	21	0	0	0

2021 GAME-BY-GAME									
Opponent	GS	Rec	Yds	TD	Avg	LG	Rush	Yds	TD
vs. Houston		0	0	0	0.0	0	0	0	0
Stephen F. Austin	*	0	0	0	0.0	0	0	0	0
FIU		3	61	1	20.3	25	0	0	0
at Texas	*	1	7	0	7.0	7	0	0	0
at West Virginia	*	0	0	0	0.0	0	0	0	0
TCU		2	22	0	11.0	14	0	0	0
at Kansas	*	3	38	0	12.7	25	0	0	0
Kansas State	*	0	0	0	0.0	0	0	0	0
at Oklahoma		2	31	0	15.5	23	0	0	0
Iowa State		DNP-injured							
Oklahoma State	*	3	39	0	13	25	0	0	0
at Baylor	*	0	0	0	0.0	0	0	0	0
vs. Mississippi St.	*	0	0	0	0.0	0	0	0	0
Totals		14	198	1	14.1	25	0	0	0

RED RAIDERS IN THE NCAA/BIG 12 STATS

~ last updated: Sun., Oct. 13 ~

RB TAHJ BROOKS			
Category	Stat	Big 12	NCAA
All Purpose per Game (198 ranked)	138.8	4th	9th
Rushing Touchdowns (118 ranked)	7	3rd	18th
Rushing Yards (200 ranked)	679	4th	11th
Rushing Yards per Game (199 ranked)	135.8	1st	3rd

WR COY EAKIN			
Category	Stat	Big 12	NCAA
Receiving Touchdowns (154 ranked)	5	4th	22nd

WR JOSH KELLY			
Category	Stat	Big 12	NCAA
Receiving Yards (200 ranked)	514	6th	31st
Receiving Yards per Game (199 ranked)	85.7	6th	29th
Receptions per Game (188 ranked)	7.3	2nd	9th

WR/KR DRAE MCCRAY			
Category	Stat	Big 12	NCAA
Kick Return Yards (200 ranked)	279	2nd	16th
Kickoff Return Avg	34.9	1st	1st

QB BEHREN MORTON			
Category	Stat	Big 12	NCAA
Completions per Game (100 ranked)	23.1	3rd	15th
Passing Efficiency (116 ranked)	144.3	7th	49th
Passing Touchdowns (122 ranked)	14	3rd	13th
Passing Yards (130 ranked)	1,640	5th	19th
Passing Yards per Game (130 ranked)	273.3	5th	18th
Points Responsible for (169 ranked)	90	5th	26th
Points Responsible per Game (179 ranked)	15.0	5th	28th
Total Offense per Game (200 ranked)	274.8	5th	30th

LB BEN ROBERTS			
Category	Stat	Big 12	NCAA
Forced Fumbles	3	1st	3rd

LB JACOB RODRIGUEZ			
Category	Stat	Big 12	NCAA
Force Fumbles	2	2nd	12th
Fumbles Recovered (22 ranked)	1	3rd	22nd
Solo Tackles per Game (19 ranked)	5.2	4th	14th
Total Tackles	54	3rd	27th

TEAM/INDIVIDUAL STATISTICS

Team Results

	Date	Opponent		Score	Att.
	08/31/2024	Abilene Christian	Wot1	52-51	60229
	09/07/2024	at Washington St.	L	16-37	27372
	09/14/2024	North Texas	W	66-21	57865
*	09/21/2024	Arizona St.	W	30-22	58795
*	09/28/2024	Cincinnati	W	44-41	60229
*	10/05/2024	at Arizona	W	28-22	45773

Rushing

Player	gp	att	gain	loss	net	avg	td	lg	avg/g
Tahj Brooks	5	124	709	30	679	5.5	7	35	135.8
Cameron Dickey	6	22	134	4	130	5.9	1	37	21.7
Cameron Brown	6	8	83	0	83	10.4	0	22	13.8
Cam'Ron Valdez	2	9	43	3	40	4.4	0	17	20.0
J'Koby Williams	3	6	34	0	34	5.7	1	12	11.3
Jalin Conyers	6	5	28	0	28	5.6	1	13	4.7
Drae McCray	6	1	13	0	13	13.0	0	13	2.2
Will Hammond	1	2	11	0	11	5.5	0	8	11.0
Behren Morton	6	18	79	70	9	0.5	1	26	1.5
Team	6	5	0	5	-5	-1.0	0	0	-0.8
Total	6	200	1134	112	1022	5.1	11	37	170.3
Opponents	6	207	995	106	889	4.3	14	68	148.2

Passing

Player	gp	effc	comp-att-int	pct	yds	td	lg	avg/g
Behren Morton	6	144.3	139-221-2	62.9	1640	14	70	273.3
Cameron Brown	6	32.5	4-9-1	44.4	11	0	7	1.8
Will Hammond	1	155.4	5-7-0	71.4	70	0	32	70.0
Coy Eakin	6	598.0	1-1-0	100.0	20	1	20	3.3
Total	6	142.3	149-238-3	62.6	1741	15	70	290.2
Opponents	6	135.3	143-233-8	61.4	1848	10	75	308.0

Receiving

Player	gp	no.	yds	avg	td	lg	avg/g
Josh Kelly	6	44	514	11.7	3	37	85.7
Caleb Douglas	6	21	320	15.2	1	57	53.3
Coy Eakin	6	19	319	16.8	5	70	53.2
Jalin Conyers	6	14	122	8.7	2	36	20.3
Drae McCray	6	11	69	6.3	0	21	11.5
Jordan Brown	6	7	101	14.4	0	42	16.8
Cameron Dickey	6	7	42	6.0	1	12	7.0
Tahj Brooks	5	6	15	2.5	0	7	3.0
Micah Hudson	6	6	85	14.2	0	38	14.2
Mason Tharp	6	5	45	9.0	0	16	7.5
Johncarlos Miller II	6	5	87	17.4	3	45	14.5
Brady Boyd	5	1	7	7.0	0	7	1.4
Cam'Ron Valdez	2	1	1	1.0	0	1	0.5
J'Koby Williams	3	1	10	10.0	0	10	3.3
Tyson Turner	2	1	4	4.0	0	4	2.0
Total	6	149	1741	11.7	15	70	290.2
Opponents	6	143	1848	12.9	10	75	308.0

Game Records

Record	Overall	Home	Away	Neutral
ALL GAMES	5-1	4-0	1-1	0-0
CONFERENCE	3-0	2-0	1-0	0-0
NON-CONFERENCE	2-1	2-0	0-1	0-0

Team Statistics

	TTU	OPP
First Downs	135	137
Rushing	54	41
Passing	74	81
Penalty	7	15
Rushing Yardage	1022	889
Rushing attempts	200	207
Average per rush	5.1	4.3
Average per game	170.3	148.2
TDs Rushing	11	14
Passing Yardage	1741	1848
Comp-Att-Int	149-238-3	143-233-8
Average per pass	7.3	7.9
Average per catch	11.7	12.9
Average per game	290.2	308.0
TDs Passing	15	10
Total offense	2763	2737
Average per play	6.3	6.2
Average per game	460.5	456.2
Kick returns: #-Yards	14-339	9-174
Punt returns: #-Yards	7-29	6-67
Int returns: #-Yards	8-117	3-45
Fumbles-Lost	6-5	7-3
Penalties-Yards	49-400	27-238
Punts-Avg	21-42.7	20-42.5
Time of possession / game	29:05	30:56
3rd-down conversion	44/90	33/83
4rd-down conversion	3/10	8/15
PAT-attempts	(25-25) 100%	(20-22) 91%
2-point conversion-attempts	(2-3) 67%	(0-2) 0%

Interceptions

Player	no.	yds	avg	td	lg
CJ Baskerville	2	0	0.0	0	0
Chapman Lewis	2	0	0.0	0	0
Bralyn Lux	1	44	44.0	1	44
AJ McCarty	1	51	51.0	1	51
Bryce Ramirez	1	2	2.0	0	2
Quincy Ledet	1	20	20.0	0	20
Total	8	117	14.6	2	51
Opponents	3	45	15.0	0	23



INDIVIDUAL STATISTICS

Field Goals

Player	fg	pct.	01-19	20-29	30-39	40-49	50-99	lg	blk
Gino Garcia	10-10	100.0	0-0	2-2	6-6	2-2	0-0	45	0
Reese Burkhardt	3-3	100.0	0-0	0-0	1-1	2-2	0-0	41	0
Opponents	10-15	66.7	0-0	3-4	4-4	2-5	1-2	52	0

Scoring

Player			PAT						pts
			kick	rush	rcv	pass	dxp	saf	
Gino Garcia	-	10-10	16-16	-	-	-	-	-	46
Tahj Brooks	7	-	-	-	-	-	-	-	42
Coy Eakin	5	-	-	-	-	-	-	-	30
Jalin Conyers	3	-	-	1	-	-	-	-	20
Johncarlos Miller II	3	-	-	1	-	-	-	-	20
Reese Burkhardt	-	3-3	9-9	-	-	-	-	-	18
Josh Kelly	3	-	-	-	-	-	-	-	18
Cameron Dickey	2	-	-	-	-	-	-	-	12
Bralyn Lux	1	-	-	-	-	-	-	-	6
AJ McCarty	1	-	-	-	-	-	-	-	6
Behren Morton	1	-	-	-	-	-	-	-	6
Caleb Douglas	1	-	-	-	-	-	-	-	6
J'Koby Williams	1	-	-	-	-	-	-	-	6
Total	28	13-13	25-25	2	0	0	0	0	236
Opponents	24	10-15	20-22	0	0	0	0	0	194

Score by Periods

Team	1st	2nd	3rd	4th	OT	TOT
Texas Tech	73	80	31	45	7	236
Opponents	38	54	43	53	6	194

Punting

Player	no.	yds	avg	lg	tb	fc	i20	50+	blk
Jack Burgess	21	897	42.7	59	1	8	7	3	0
Total	21	897	42.7	59	1	8	7	3	0
Opponents	20	850	42.5	52	0	10	4	2	0

Punt Returns

Player	no.	yds	avg	td	lg
Josh Kelly	7	29	4.1	0	12
Total	7	29	4.1	0	12
Opponents	6	67	11.2	0	20

Kick Returns

Player	no.	yds	avg	td	lg
Drae McCray	8	279	34.9	0	74
Cameron Dickey	2	34	17.0	0	17
Jordan Brown	1	18	18.0	0	18
Trent Low	1	11	11.0	0	11
Johncarlos Miller II	1	0	0.0	0	0
Caleb Douglas	1	-3	-3.0	0	0
Total	14	339	24.2	0	74
Opponents	9	174	19.3	0	29

All Purpose

Player	g	rush	rcv	pr	kr	ir	total	avg/g
Tahj Brooks	5	679	15	0	0	0	694	138.8
Josh Kelly	6	0	514	29	0	0	543	90.5
Drae McCray	6	13	69	0	279	0	361	60.2
Coy Eakin	6	0	319	0	0	0	319	53.2
Caleb Douglas	6	0	320	0	-3	0	317	52.8
Cameron Dickey	6	130	42	0	34	0	206	34.3
Jalin Conyers	6	28	122	0	0	0	150	25.0
Jordan Brown	6	0	101	0	18	0	119	19.8
Johncarlos Miller II	6	0	87	0	0	0	87	14.5
Micah Hudson	6	0	85	0	0	0	85	14.2
Cameran Brown	6	83	0	0	0	0	83	13.8
AJ McCarty	6	0	0	0	0	51	51	8.5
Mason Tharp	6	0	45	0	0	0	45	7.5
Bralyn Lux	3	0	0	0	0	44	44	14.7
J'Koby Williams	3	34	10	0	0	0	44	14.7
Cam'Ron Valdez	2	40	1	0	0	0	41	20.5
Quincy Ledet	6	0	0	0	0	20	20	3.3
Trent Low	6	0	0	0	11	0	11	1.8
Will Hammond	1	11	0	0	0	0	11	11.0
Behren Morton	6	9	0	0	0	0	9	1.5
Brady Boyd	5	0	7	0	0	0	7	1.4
Tyson Turner	2	0	4	0	0	0	4	2.0
Bryce Ramirez	6	0	0	0	0	2	2	0.3
Total	6	1022	1741	29	339	117	3248	541.3
Opponents	6	889	1848	67	174	45	3023	503.8

Total Offense

Player	g	plays	rush	pass	total	avg/g
Behren Morton	6	239	9	1640	1649	274.8
Tahj Brooks	5	124	679	0	679	135.8
Cameron Dickey	6	22	130	0	130	21.7
Cameran Brown	6	17	83	11	94	15.7
Will Hammond	1	9	11	70	81	81.0
Cam'Ron Valdez	2	9	40	0	40	20.0
J'Koby Williams	3	6	34	0	34	11.3
Jalin Conyers	6	5	28	0	28	4.7
Coy Eakin	6	1	0	20	20	3.3
Drae McCray	6	1	13	0	13	2.2
Total	6	438	1022	1741	2763	460.5
Opponents	6	440	889	1848	2737	456.2

TEXAS TECH GAME-BY-GAME STATS

		Rushing				Receiving				Passing				Kick Returns				Punt Returns				tot		
Date	Opponent	no.	yds	td	lg	no.	yds	td	lg	cmp	att	int	yds	td	lg	no.	yds	td	lg	no.	yds	td	lg	off
08/31/2024	Abilene Christian	32	161	1	21	30	378	5	36	30	42	0	378	5	36	5	200	0	74	0	0	0	0	539
09/07/2024	at Washington St.	27	148	0	22	35	343	2	42	35	60	2	343	2	42	3	28	0	17	2	20	0	12	491
09/14/2024	North Texas	37	232	4	37	24	354	4	70	24	34	1	354	4	70	0	0	0	0	2	-6	0	0	586
09/21/2024	Arizona St.	39	133	1	25	24	201	2	21	24	44	0	201	2	21	2	39	0	24	2	12	0	11	334
09/28/2024	Cincinnati	36	231	2	35	19	251	2	49	19	29	0	251	2	49	4	72	0	35	1	3	0	3	482
10/05/2024	at Arizona	29	117	3	32	17	214	0	57	17	29	0	214	0	57	0	0	0	0	0	0	0	0	331
Texas Tech		200	1022	11	37	149	1741	15	70	149	238	3	1741	15	70	14	339	0	74	7	29	0	12	2763
Opponents		207	889	14	68	143	1848	10	75	143	233	8	1848	10	75	9	174	0	29	6	67	0	20	2737

Texas Tech Averages

Games	Avg/ rush	Avg/ catch	Pass effic	KR avg	PR avg	All purpose avg/game	Total offense avg/game
6	5.1	11.7	142.3	24.2	4.1	541.3	460.5

		Tackles				Sacks	Fumble		Pass Defense			blkd	PAT attempts			off		
Date	Opponent	ua	a	total	tfl-yds	no-yds	ff	fr-yds	int-yds	qbh	brup	kick	kick	rush	rcv	saf	t/o	pts
08/31/2024	Abilene Christian	47	30	77	7.0-25	0-0	2	1-0	0-0	2	4	0	5-5	1	0	0	8	52
09/07/2024	at Washington St.	47	8	55	6.0-22	1-15	1	0-0	1-0	4	0	0	1-1	0	0	0	0	16
09/14/2024	North Texas	38	28	66	5.0-15	1-3	0	0-0	3-46	3	1	0	9-9	0	0	0	21	66
09/21/2024	Arizona St.	25	44	69	2.0-5	1-3	0	0-0	1-0	3	4	1	3-3	0	0	0	7	30
09/28/2024	Cincinnati	40	38	78	6.0-15	1-2	2	1-0	1-51	3	1	0	5-5	0	0	0	14	44
10/05/2024	at Arizona	34	48	82	4.0-27	2-24	1	1-0	2-20	4	3	0	2-2	1	0	0	18	28
Texas Tech		231	196	427	30.0-109	6-47	6	3-0	8-117	19	13	1	25-25	2	0	0	68	236
Opponents		243	170	413	35.0-141	7-69	5	5-16	3-45	26	23	0	20-22	0	0	0	29	194

Date	Opponent	Punting										Field Goals			Kickoffs				
		no.	yds	avg	long	blkd	tb	fc	50+	i20	md-att	long	blkd	no.	yds	avg	tb	ob	
08/31/2024	Abilene Christian	1	45	45.0	45	0	0	1	0	1	3-3	41	0	9	584	64.9	6	0	
09/07/2024	at Washington St.	3	128	42.7	59	0	0	1	1	0	1-1	37	0	3	195	65.0	3	0	
09/14/2024	North Texas	4	182	45.5	52	0	0	0	2	2	1-1	25	0	11	719	65.4	9	0	
09/21/2024	Arizona St.	5	210	42.0	49	0	1	2	0	1	3-3	40	0	7	432	61.7	5	0	
09/28/2024	Cincinnati	1	37	37.0	37	0	0	1	0	1	3-3	45	0	9	580	64.4	7	0	
10/05/2024	at Arizona	7	295	42.1	47	0	0	3	0	2	2-2	41	0	5	324	64.8	4	0	
Texas Tech		21	897	42.7	59	0	1	8	3	7	13-13	45	0	44	2834	64.4	34	0	
Opponents		20	850	42.5	52	0	0	10	2	4	10-15	52	0	37	2203	59.5	19	2	

OPPONENTS GAME-BY-GAME STATS

		Rushing				Receiving				Passing				Kick Returns				Punt Returns				tot		
Date	Opponent	no.	yds	td	lg	no.	yds	td	lg	cmp	att	int	yds	td	lg	no.	yds	td	lg	no.	yds	td	lg	off
08/31/2024	Abilene Christian	35	109	4	13	36	506	3	71	36	51	0	506	3	71	2	45	0	27	0	0	0	0	615
09/07/2024	at Washington St.	46	301	4	68	9	115	1	39	9	19	1	115	1	39	0	0	0	0	1	4	0	4	416
09/14/2024	North Texas	33	135	1	21	17	218	2	75	17	31	3	218	2	75	2	43	0	23	3	47	0	20	353
09/21/2024	Arizona St.	30	94	3	11	22	282	0	66	22	38	1	282	0	66	2	26	0	14	0	0	0	0	376
09/28/2024	Cincinnati	33	129	1	36	31	426	4	71	31	45	1	426	4	71	2	47	0	29	0	0	0	0	555
10/05/2024	at Arizona	30	121	1	20	28	301	0	40	28	49	2	301	0	40	1	13	0	13	2	16	0	15	422
Opponents		207	889	14	68	143	1848	10	75	143	233	8	1848	10	75	9	174	0	29	6	67	0	20	2737
Texas Tech		200	1022	11	37	149	1741	15	70	149	238	3	1741	15	70	14	339	0	74	7	29	0	12	2763

Opponents Averages

Games	Avg/ rush	Avg/ catch	Pass effic	KR avg	PR avg	All purpose avg/game	Total offense avg/game
6	4.3	12.9	135.3	19.3	11.2	503.8	456.2

		Tackles				Sacks	Fumble		Pass Defense			blkd	PAT attempts			off		
Date	Opponent	ua	a	total	tfl-yds	no-yds	ff	fr-yds	int-yds	qbh	brup	kick	kick	rush	rcv	saf	t/o	pts
08/31/2024	Abilene Christian	43	32	75	4.0-19	1-8	0	0-0	0-0	2	3	0	6-6	0	0	0	0	51
09/07/2024	at Washington St.	49	26	75	7.0-24	1-6	1	2-16	2-22	13	4	0	4-5	0	0	0	13	37
09/14/2024	North Texas	40	30	70	9.0-25	1-11	1	0-0	1-23	1	3	0	3-3	0	0	0	7	21
09/21/2024	Arizona St.	44	32	76	4.0-26	2-19	0	0-0	0-0	7	7	0	1-2	0	0	0	0	22
09/28/2024	Cincinnati	45	14	59	7.0-17	0-0	1	1-0	0-0	2	2	0	5-5	0	0	0	3	41
10/05/2024	at Arizona	22	36	58	4.0-30	2-25	2	2-0	0-0	1	4	0	1-1	0	0	0	6	22
Opponents		243	170	413	35.0-141	7-69	5	5-16	3-45	26	23	0	20-22	0	0	0	29	194
Texas Tech		231	196	427	30.0-109	6-47	6	3-0	8-117	19	13	1	25-25	2	0	0	68	236

Date	Opponent	Punting										Field Goals			Kickoffs				
		no.	yds	avg	long	blkd	tb	fc	50+	i20	md-att	long	blkd	no.	yds	avg	tb	ob	
08/31/2024	Abilene Christian	2	79	39.5	45	0	0	2	0	0	1-1	21	0	8	477	59.6	2	0	
09/07/2024	at Washington St.	5	211	42.2	52	0	0	2	1	3	1-2	25	0	7	348	49.7	3	0	
09/14/2024	North Texas	6	257	42.8	48	0	0	2	0	1	0-1	0	0	4	260	65.0	4	0	
09/21/2024	Arizona St.	3	130	43.3	51	0	0	1	1	0	1-1	34	0	4	241	60.3	0	2	
09/28/2024	Cincinnati	1	43	43.0	43	0	0	0	0	0	2-4	37	0	8	487	60.9	4	0	
10/05/2024	at Arizona	3	130	43.3	45	0	0	3	0	0	5-6	52	0	6	390	65.0	6	0	
Opponents		20	850	42.5	52	0	0	10	2	4	10-15	52	0	37	2203	59.5	19	2	
Texas Tech		21	897	42.7	59	0	1	8	3	7	13-13	45	0	44	2834	64.4	34	0	

GAME-BY-GAME INDIVIDUAL STATS | OFFENSE

PASSING

#2 Behren Morton	Comp	Att	Int	Pct	Yards	TD	Long	Sacked	Effic.
Abilene Christian	30	42	0	71.4	378	5	36	1-8	186.3
Washington St.	34	58	2	58.6	323	1	42	1-6	104.2
North Texas	15	19	0	78.9	273	4	70	1-11	269.1
Arizona St.	24	44	0	54.5	201	2	21	2-19	107.9
Cincinnati	19	29	0	65.5	251	2	49	0-0	161.0
Arizona	17	29	0	58.6	214	0	57	2-25	120.6
Totals	139	221	2	62.9	1640	14	70	7-69	144.3

#7 Cameran Brown	Comp	Att	Int	Pct	Yards	TD	Long	Sacked	Effic.
Washington St.	0	1	0	0.0	0	0	0	0-0	0.0
North Texas	4	8	1	50.0	11	0	7	0-0	36.6
Totals	4	9	1	44.4	11	0	7	0-0	32.5

#8 Coy Eakin	Comp	Att	Int	Pct	Yards	TD	Long	Sacked	Effic.
Washington St.	1	1	0	100.0	20	1	20	0-0	598.0
Totals	1	1	0	100.0	20	1	20	0-0	598.0

#15 Will Hammond	Comp	Att	Int	Pct	Yards	TD	Long	Sacked	Effic.
North Texas	5	7	0	71.4	70	0	32	0-0	155.4
Totals	5	7	0	71.4	70	0	32	0-0	155.4

Rushing

Player	No-Yds/TD	ACU	WSU	UNT	ASU	UC	UA
Tahj Brooks	124-679/7	27-153/1	DNP	17-109/1	27-117/0	32-172/2	21-128/3
Cameron Dickey	22-130/1	1-5/0	7-25/0	10-75/1	3-24/0	-	1-1/0
Behren Morton	18-9/1	2--5/0	4-7/0	2--1/1	3--15/0	3-46/0	4--23/0
Cam'Ron Valdez	9-40/0	1-6/0	8-34/0	DNP	DNP	DNP	DNP
Cameran Brown	8-83/0	1-2/0	5-70/0	2-11/0	-	-	-
J'Koby Williams	6-34/1	DNP	DNP	4-27/1	2-7/0	DNP	-
Jalin Conyers	5-28/1	-	3-12/0	-	1-3/1	1-13/0	-
Will Hammond	2-11/0	DNP	DNP	2-11/0	DNP	DNP	DNP
Drae McCray	1-13/0	-	-	-	-	-	1-13/0

Receiving

Player	No-Yds/TD	ACU	WSU	UNT	ASU	UC	UA
Josh Kelly	44-514/3	10-156/1	9-95/0	2-36/1	10-89/1	8-111/0	5-27/0
Caleb Douglas	21-320/1	4-42/1	4-71/0	2-24/0	5-63/0	1-4/0	5-116/0
Coy Eakin	19-319/5	5-76/2	5-54/0	1-70/1	3-29/0	3-78/2	2-12/0
Jalin Conyers	14-122/2	5-63/1	2-6/0	4-36/1	-	1-3/0	2-14/0
Drae McCray	11-69/0	-	3-18/0	2-12/0	1-0/0	5-39/0	-
Jordan Brown	7-101/0	1-11/0	3-41/0	3-49/0	-	-	-
Cameron Dickey	7-42/1	-	5-34/1	2-8/0	-	-	-
Micah Hudson	6-85/0	-	1-4/0	3-43/0	1-0/0	-	1-38/0
Tahj Brooks	6-15/0	3-14/0	DNP	-	2-3/0	-	1--2/0
Johncarlos Miller II	5-87/3	1-7/0	1-20/1	2-55/1	1-5/1	-	-
Mason Tharp	5-45/0	1-9/0	1--1/0	-	1-12/0	1-16/0	1-9/0
J'Koby Williams	1-10/0	DNP	DNP	1-10/0	-	DNP	-
Brady Boyd	1-7/0	DNP	-	1-7/0	-	-	-
Tyson Turner	1-4/0	DNP	-	1-4/0	DNP	DNP	DNP
Cam'Ron Valdez	1-1/0	-	1-1/0	DNP	DNP	DNP	DNP



DEFENSIVE STATISTICS

Team Defense

			Tackles				Sacks	Pass defense			Fumbles		blkd	
##	Player	gp	ua	a	tot	tfl/yds	no-yds	int-yds	brup	qbh	fr-yds	ff	kick	saf
10	Jacob Rodriguez	6	31	23	54	4.5-33	1-16	.	2	2	1-0	2	.	.
13	Ben Roberts	6	22	23	45	4-9	.	.	.	2	.	3	.	.
9	CJ Baskerville	6	20	15	35	1-1	.	2-0	1
4	Maurion Horn	6	18	13	31	2-3	.	.	1	1
25	Chapman Lewis	5	11	6	17	.	.	2-0	2
1	AJ McCarty	6	9	7	16	2.5-6	0.5-2	1-51	2
3	Bryce Ramirez	6	11	5	16	0.5-1	.	1-2	.	1
8	E'Maurion Banks	6	9	7	16	3-9	.	.	.	1	.	.	1	.
7	Brenden Jordan	6	8	8	16	.	.	.	1	.	1-0	.	.	.
12	Marquez Stevenson	5	8	7	15	.	.	.	1	.	.	1	.	.
6	John Curry	6	9	6	15	1
17	Isaac Smith	5	7	7	14	1.5-16	1-15	.	.	1
5	Quincy Ledet	6	3	10	13	.	.	1-20	.	2
21	Jordan Sanford	6	9	3	12
51	Jayden Cofield	6	5	7	12	2-4	1-2	.	.	1
52	De'Braylon Carroll	6	4	7	11	2.5-7	.	.	.	2	1-0	.	.	.
35	Miquel Dingle Jr	6	6	5	11	1.5-4	0.5-2	.	.	1
22	Devynn Cromwell	5	5	6	11
0	Bralyn Lux	3	7	1	8	.	.	1-44	1
95	Trevon McAlpine	5	6	2	8
33	Harvey Dyson III	4	4	2	6	1-3	.	.	1	2
94	Braylon Rigsby	6	2	3	5	1-1	.	.	.	1
2	Jalon Peoples	4	4	.	4	.	.	.	1
90	Ansel Nedore	5	1	3	4
88	Amier Washington	5	2	2	4	0.5-1	0.5-1	.	.	1
31	Joseph Plunk	5	3	.	3
11	Charles Esters III	2	.	3	3
38	Reese Burkhardt	6	.	2	2
99	Sam Carrell	4	1	1	2	1-2
29	Chief Collins	6	1	1	2
30	Jackson Knotts	6	.	2	2
26	Sammy Morris IV	6	1	1	2
40	Wesley Smith	6	.	2	2
36	Justin Horne	6	.	2	2	0.5-1	0.5-1
45	Terrell Tilmon	4	1	.	1	1-8	1-8
48	Gage Elder	1	1	.	1
34	Trent Low	6	.	1	1
14	Drew Hocutt	6	.	1	1
10	Drae McCray	6	1	.	1
5	Caleb Douglas	6	1	.	1
89	Jason Llewellyn	5	.	1	1
33	Cameron Dickey	6	.	1	1
Totals		6	231	196	427	30-109	6-47	8-117	13	19	3-0	6	1	0
Opponents		6	243	170	413	35-141	7-69	3-45	23	26	5-16	5	0	0

GAME-BY-GAME INDIVIDUAL STATS | DEFENSE

Total Tackles

Player	S-A	Total	ACU	WSU	UNT	ASU	UC	UA
Jacob Rodriguez	31-23	54	9-4	7-0	1-0	2-7	7-4	5-8
Ben Roberts	22-23	45	4-3	7-0	3-0	2-9	4-8	2-3
CJ Baskerville	20-15	35	7-2	4-1	2-0	1-2	3-6	3-4
Maurion Horn	18-13	31	6-5	-	1-0	2-2	3-2	6-4
Chapman Lewis	11-6	17	1-1	2-0	4-0	4-3	0-2	DNP
Bryce Ramirez	11-5	16	1-0	1-0	4-1	2-1	1-1	2-2
AJ McCarty	9-7	16	2-3	1-0	2-0	2-2	2-1	0-1
E'Maurion Banks	9-7	16	2-1	4-1	1-2	1-0	1-1	0-2
Brenden Jordan	8-8	16	3-0	0-1	0-1	1-3	4-1	0-2
John Curry	9-6	15	0-1	2-0	3-2	2-2	1-1	1-0
Marquez Stevenson	8-7	15	0-1	DNP	3-1	1-2	2-3	2-0
Isaac Smith	7-7	14	2-2	2-1	2-2	0-1	1-1	DNP
Quincy Ledet	3-10	13	0-2	2-1	0-2	0-2	1-3	-
Jordan Sanford	9-3	12	-	3-1	3-0	-	3-0	0-2
Jayden Cofield	5-7	12	1-0	3-0	0-4	0-1	1-1	0-1
Miquel Dingle Jr	6-5	11	1-0	1-1	1-3	2-1	-	1-0
Devynn Cromwell	5-6	11	0-1	-	1-0	-	DNP	4-5
De'Braylon Carroll	4-7	11	-	-	0-1	-	4-2	0-4
Bralyn Lux	7-1	8	DNP	1-0	2-0	DNP	DNP	4-1
Trevon McAlpine	6-2	8	2-0	2-1	1-1	DNP	-	1-0
Harvey Dyson III	4-2	6	2-0	DNP	DNP	1-0	1-0	0-2
Braylon Rigsby	2-3	5	-	2-0	0-1	-	0-1	0-1
Jalon Peoples	4-0	4	4-0	-	-	-	DNP	DNP
Amier Washington	2-2	4	-	-	-	2-2	-	DNP
Ansel Nedore	1-3	4	0-1	-	1-0	-	DNP	0-2
Joseph Plunk	3-0	3	-	-	2-0	-	1-0	DNP
Charles Esters III	0-3	3	DNP	DNP	DNP	DNP	-	0-3
Sammy Morris IV	1-1	2	-	-	-	0-1	-	1-0
Chief Collins	1-1	2	-	-	-	0-1	-	1-0
Sam Carrell	1-1	2	-	1-0	0-1	-	DNP	DNP
Jackson Knotts	0-2	2	-	-	0-2	-	-	-
Justin Horne	0-2	2	-	-	0-2	-	-	-
Reese Burkhardt	0-2	2	0-2	-	-	-	-	-
Wesley Smith	0-2	2	-	-	-	0-2	-	-
Caleb Douglas	1-0	1	-	1-0	-	-	-	-
Drae McCray	1-0	1	-	1-0	-	-	-	-
Terrell Tilmon	1-0	1	DNP	DNP	-	-	-	1-0
Gage Elder	1-0	1	DNP	DNP	1-0	DNP	DNP	DNP
Drew Hocutt	0-1	1	0-1	-	-	-	-	-
Cameron Dickey	0-1	1	-	-	-	-	-	0-1
Trent Low	0-1	1	-	-	0-1	-	-	-
Jason Llewellyn	0-1	1	-	-	0-1	-	DNP	-



GAME-BY-GAME INDIVIDUAL STATS | DEFENSE

TACKLES FOR LOSS

Player	UA-A	Total	ACU	WSU	UNT	ASU	UC	UA
Jacob Rodriguez	4-1	4.5	2.0-13	-	-	1.0-2	0.5-2	1.0-16
Ben Roberts	3-2	4.0	1.0-2	1.0-2	-	-	2.0-5	-
E'Maurion Banks	2-2	3.0	0.5-2	1.0-1	1.5-6	-	-	-
AJ McCarty	2-1	2.5	-	-	1.0-3	0.5-2	1.0-1	-
De'Braylon Carroll	1-3	2.5	-	-	0.5-1	-	1.5-5	0.5-1
Maurion Horn	2-0	2.0	1.0-2	-	-	-	-	1.0-1
Jayden Cofield	2-0	2.0	1.0-2	-	-	-	1.0-2	-
Isaac Smith	1-1	1.5	0.5-1	1.0-15	-	-	-	DNP
Miquel Dingle Jr	1-1	1.5	-	-	1.5-4	-	-	-
CJ Baskerville	1-0	1.0	-	1.0-1	-	-	-	-
Harvey Dyson III	1-0	1.0	1.0-3	DNP	DNP	-	-	-
Terrell Tilmon	1-0	1.0	DNP	DNP	-	-	-	1.0-8
Braylon Rigsby	1-0	1.0	-	1.0-1	-	-	-	-
Sam Carrell	1-0	1.0	-	1.0-2	-	-	DNP	DNP
Bryce Ramirez	0-1	0.5	-	-	-	-	-	0.5-1
Justin Horne	0-1	0.5	-	-	0.5-1	-	-	-
Amier Washington	0-1	0.5	-	-	-	0.5-1	-	DNP

SACKS

Player	UA-A	Total	ACU	WSU	UNT	ASU	UC	UA
Jacob Rodriguez	1-0	1	-	-	-	-	-	1-16
Isaac Smith	1-0	1	-	1-15	-	-	-	DNP
Terrell Tilmon	1-0	1	DNP	DNP	-	-	-	1-8
Jayden Cofield	1-0	1	-	-	-	-	1-2	-
AJ McCarty	0-1	0.5	-	-	-	0.5-2	-	-
Miquel Dingle Jr	0-1	0.5	-	-	0.5-2	-	-	-
Justin Horne	0-1	0.5	-	-	0.5-1	-	-	-
Amier Washington	0-1	0.5	-	-	-	0.5-1	-	DNP

Fumbles

Player	No-Lost	ACU	WSU	UNT	ASU	UC	UA
Josh Kelly	2-1	-	-	1-0	-	1-1	-
Tahj Brooks	2-2	-	DNP	-	-	-	2-2
Behren Morton	1-1	-	1-1	-	-	-	-
Johncarlos Miller II	1-1	-	1-1	-	-	-	-

Fumbles Forced

Player	Number	ACU	WSU	UNT	ASU	UC	UA
Ben Roberts	3	1	1	-	-	1	-
Jacob Rodriguez	2	1	-	-	-	-	1
Marquez Stevenson	1	-	DNP	-	-	1	-

Fumbles Recovered

Player	Number	ACU	WSU	UNT	ASU	UC	UA
Brenden Jordan	1	-	-	-	-	-	1
Jacob Rodriguez	1	-	-	-	-	1	-
De'Braylon Carroll	1	1	-	-	-	-	-

TEXAS TECH GAME HIGHS

Texas Tech - Game Highs

RUSHES	39	Arizona St. (09/21/2024)
YARDS RUSHING	232	North Texas (09/14/2024)
YARDS PER RUSH	6.4	Cincinnati (09/28/2024)
TD RUSHES	4	North Texas (09/14/2024)
PASS ATTEMPTS	60	at Washington St. (09/07/2024)
PASS COMPLETIONS	35	at Washington St. (09/07/2024)
YARDS PASSING	378	Abilene Christian (08/31/2024)
YARDS PER PASS	10.4	North Texas (09/14/2024)
TD PASSES	5	Abilene Christian (08/31/2024)
TOTAL PLAYS	87	at Washington St. (09/07/2024)
TOTAL OFFENSE	586	North Texas (09/14/2024)
YARDS PER PLAY	8.3	North Texas (09/14/2024)
POINTS	66	North Texas (09/14/2024)
SACKS BY	2	at Arizona (10/05/2024)
FIRST DOWNS	27	Abilene Christian (08/31/2024)
PENALTIES	11	Abilene Christian (08/31/2024)
PENALTY YARDS	94	Arizona St. (09/21/2024)
TURNOVERS	4	at Washington St. (09/07/2024)
PUNTS	7	at Arizona (10/05/2024)
PUNTING AVG	45.5	North Texas (09/14/2024)
LONG PUNT	59	at Washington St. (09/07/2024)
PUNTS INSIDE 20	2	at Arizona (10/05/2024)
	2	North Texas (09/14/2024)
LONG PUNT RETURN	12	at Washington St. (09/07/2024)

Texas Tech - Individual Game Highs

RUSHES	32	Tahj Brooks vs Cincinnati (09/28/2024)
YARDS RUSHING	172	Tahj Brooks vs Cincinnati (09/28/2024)
TD RUSHES	3	Tahj Brooks at Arizona (10/05/2024)
LONG RUSH	37	Cameron Dickey vs North Texas (09/14/2024)
PASS ATTEMPTS	58	Behren Morton at Washington St. (09/07/2024)
PASS COMPLETIONS	34	Behren Morton at Washington St. (09/07/2024)
YARDS PASSING	378	Behren Morton vs Abilene Christian (08/31/2024)
TD PASSES	5	Behren Morton vs Abilene Christian (08/31/2024)
LONG PASS	70	Behren Morton vs North Texas (09/14/2024)
RECEPTIONS	10	Josh Kelly vs Arizona St. (09/21/2024)
	10	Josh Kelly vs Abilene Christian (08/31/2024)
YARDS RECEIVING	156	Josh Kelly vs Abilene Christian (08/31/2024)
TD RECEPTIONS	2	Coy Eakin vs Cincinnati (09/28/2024)
	2	Coy Eakin vs Abilene Christian (08/31/2024)
LONG RECEPTION	70	Coy Eakin vs North Texas (09/14/2024)
PUNTS	7	Jack Burgess at Arizona (10/05/2024)
PUNTING AVG	45.5	Jack Burgess vs North Texas (09/14/2024)
LONG PUNT	59	Jack Burgess at Washington St. (09/07/2024)
PUNTS INSIDE 20	2	Jack Burgess at Arizona (10/05/2024)
	2	Jack Burgess vs North Texas (09/14/2024)
LONG PUNT RETURN	12	Josh Kelly at Washington St. (09/07/2024)
LONG KICKOFF RETURN	74	Drae McCray vs Abilene Christian (08/31/2024)
TACKLES	13	Jacob Rodriguez at Arizona (10/05/2024)
	13	Jacob Rodriguez vs Abilene Christian (08/31/2024)
SACKS	1	Terrell Tilmon at Arizona (10/05/2024)
	1	Jacob Rodriguez at Arizona (10/05/2024)
	1	Jayden Cofield vs Cincinnati (09/28/2024)
	1	Isaac Smith at Washington St. (09/07/2024)
TACKLES FOR LOSS	2	Ben Roberts vs Cincinnati (09/28/2024)
	2	Jacob Rodriguez vs Abilene Christian (08/31/2024)



OPPONENT GAME HIGHS

Opponent - Game Highs

RUSHES	46	at Washington St. (09/07/2024)
YARDS RUSHING	301	at Washington St. (09/07/2024)
YARDS PER RUSH	6.5	at Washington St. (09/07/2024)
TD RUSHES	4	at Washington St. (09/07/2024)
	4	Abilene Christian (08/31/2024)
PASS ATTEMPTS	51	Abilene Christian (08/31/2024)
PASS COMPLETIONS	36	Abilene Christian (08/31/2024)
YARDS PASSING	506	Abilene Christian (08/31/2024)
YARDS PER PASS	9.9	Abilene Christian (08/31/2024)
TD PASSES	4	Cincinnati (09/28/2024)
TOTAL PLAYS	86	Abilene Christian (08/31/2024)
TOTAL OFFENSE	615	Abilene Christian (08/31/2024)
YARDS PER PLAY	7.2	Abilene Christian (08/31/2024)
POINTS	51	Abilene Christian (08/31/2024)
SACKS BY	2	at Arizona (10/05/2024)
	2	Arizona St. (09/21/2024)
FIRST DOWNS	30	Abilene Christian (08/31/2024)
PENALTIES	8	Arizona St. (09/21/2024)
PENALTY YARDS	69	Arizona St. (09/21/2024)
TURNOVERS	3	at Arizona (10/05/2024)
	3	North Texas (09/14/2024)
PUNTS	6	North Texas (09/14/2024)
PUNTING AVG	43.3	at Arizona (10/05/2024)
	43.3	Arizona St. (09/21/2024)
LONG PUNT	52	at Washington St. (09/07/2024)

Opponent - Individual Game Highs

RUSHES	21	John Mateer at Washington St. (09/07/2024)
YARDS RUSHING	197	John Mateer at Washington St. (09/07/2024)
TD RUSHES	3	Isaiah Johnson vs Abilene Christian (08/31/2024)
LONG RUSH	68	John Mateer at Washington St. (09/07/2024)
PASS ATTEMPTS	51	Maverick McIvor vs Abilene Christian (08/31/2024)
PASS COMPLETIONS	36	Maverick McIvor vs Abilene Christian (08/31/2024)
YARDS PASSING	506	Maverick McIvor vs Abilene Christian (08/31/2024)
TD PASSES	4	Brendan Sorsby vs Cincinnati (09/28/2024)
LONG PASS	75	Chandler Morris vs North Texas (09/14/2024)
RECEPTIONS	8	Tetairoa McMillan at Arizona (10/05/2024)
	8	Trey Cleveland vs Abilene Christian (08/31/2024)
YARDS RECEIVING	161	Tetairoa McMillan at Arizona (10/05/2024)
TD RECEPTIONS	2	Manny Covey vs Cincinnati (09/28/2024)
LONG RECEPTION	75	Wyatt Young vs North Texas (09/14/2024)
FIELD GOALS	5	Tyler Loop at Arizona (10/05/2024)
LONG FIELD GOALS	52	Tyler Loop at Arizona (10/05/2024)
PUNTS	6	Sawyer Evans vs North Texas (09/14/2024)
PUNTING AVG	43.3	Michael Salgado-Medina at Arizona (10/05/2024)
	43.3	Kanyon Floyd vs Arizona St. (09/21/2024)
LONG PUNT	52	Dean Janikowski at Washington St. (09/07/2024)
PUNTS INSIDE 20	3	Dean Janikowski at Washington St. (09/07/2024)
LONG PUNT RETURN	20	DT Sheffield vs North Texas (09/14/2024)
LONG KICKOFF RETURN	29	Logan Wilson vs Cincinnati (09/28/2024)
TACKLES	12	Will Shaffer vs Abilene Christian (08/31/2024)
SACKS	1	Stanley Ta'ufo'ou at Arizona (10/05/2024)
	1	Myles Rowser vs Arizona St. (09/21/2024)
	1	C.J. Fite vs Arizona St. (09/21/2024)
	1	Chavez Brown vs North Texas (09/14/2024)
	1	Raam Stevenson at Washington St. (09/07/2024)
	1	Luke Gambs vs Abilene Christian (08/31/2024)
TACKLES FOR LOSS	2	Simeon Coleman vs Cincinnati (09/28/2024)

GAME PARTICIPATION

##	Player	GP-GS	ACU	WSU	UNT	ASU	UC	UA
0	Bralyn Lux	3/3	...	START	START	START
0	Cam'Ron Valdez	2/0	XXX	XXX
1	AJ McCarty	6/6	START	START	START	START	START	START
1	Micah Hudson	6/1	XXX	START	XXX	XXX	XXX	XXX
2	Behren Morton	6/6	START	START	START	START	START	START
2	Jalon Peoples	4/1	START	XXX	XXX	XXX
3	Josh Kelly	6/6	START	START	START	START	START	START
3	Bryce Ramirez	6/0	XXX	XXX	XXX	XXX	XXX	XXX
4	Jordan Brown	6/0	XXX	XXX	XXX	XXX	XXX	XXX
4	Maurion Horn	6/6	START	START	START	START	START	START
5	Quincy Ledet	6/4	START	XXX	XXX	START	START	START
5	Caleb Douglas	6/6	START	START	START	START	START	START
6	John Curry	6/0	XXX	XXX	XXX	XXX	XXX	XXX
6	Kelby Valsin	6/0	XXX	XXX	XXX	XXX	XXX	XXX
7	Cameron Brown	6/0	XXX	XXX	XXX	XXX	XXX	XXX
7	Brenden Jordan	6/0	XXX	XXX	XXX	XXX	XXX	XXX
8	E'Maurion Banks	6/5	START	START	START	START	START	XXX
8	Coy Eakin	6/6	START	START	START	START	START	START
9	CJ Baskerville	6/6	START	START	START	START	START	START
10	Jacob Rodriguez	6/6	START	START	START	START	START	START
10	Drae McCray	6/0	XXX	XXX	XXX	XXX	XXX	XXX
11	Charles Esters III	2/2	START	START
11	TJ West	1/0	XXX
12	Jalin Conyers	6/0	XXX	XXX	XXX	XXX	XXX	XXX
12	Marquez Stevenson	5/2	XXX	...	XXX	START	START	XXX
13	Brady Boyd	5/0	...	XXX	XXX	XXX	XXX	XXX
13	Ben Roberts	6/6	START	START	START	START	START	START
14	Drew Hocutt	6/0	XXX	XXX	XXX	XXX	XXX	XXX
14	Joseph Adedire	0/0
15	Will Hammond	1/0	XXX
15	Oliver Miles III	0/0
16	Ashton Hampton	0/0
17	Isaac Smith	5/4	XXX	START	START	START	START	...
17	Jake Strong	0/0
18	Isaiah Collins	0/0
18	LJ Johnson Jr.	0/0
19	Haydon Wiginton	1/0	XXX
19	Dylan Spencer	0/0
20	J'Koby Williams	3/0	XXX	XXX	...	XXX
21	Jordan Sanford	6/0	XXX	XXX	XXX	XXX	XXX	XXX
22	Devynn Cromwell	5/1	XXX	XXX	XXX	XXX	...	START
23	JMaury Davis	0/0
23	Adam Hill	0/0
24	Malik Esquerra	0/0
25	Chapman Lewis	5/5	START	START	START	START	START	...
26	Sammy Morris IV	6/0	XXX	XXX	XXX	XXX	XXX	XXX
27	Johncarlos Miller II	6/0	XXX	XXX	XXX	XXX	XXX	XXX
27	Javeon Wilcox	0/0
28	Tahj Brooks	5/5	START	...	START	START	START	START
28	Peyton Morgan	0/0
29	Chief Collins	6/0	XXX	XXX	XXX	XXX	XXX	XXX
30	Jackson Knotts	6/0	XXX	XXX	XXX	XXX	XXX	XXX
30	Mikal Harrison-Pilot	0/0
31	Joseph Plunk	5/0	XXX	XXX	XXX	XXX	XXX	...
32	Jaden Morris	1/0	XXX
32	Cheta Ofili	0/0
33	Harvey Dyson III	4/2	START	XXX	XXX	START
33	Cameron Dickey	6/0	XXX	XXX	XXX	XXX	XXX	XXX
34	Trent Low	6/0	XXX	XXX	XXX	XXX	XXX	XXX
35	Miquel Dingle Jr	6/0	XXX	XXX	XXX	XXX	XXX	XXX

##	Player	GP-GS	ACU	WSU	UNT	ASU	UC	UA
36	Justin Horne	6/0	XXX	XXX	XXX	XXX	XXX	XXX
37	Miles Thompson	0/0
37	Curtis Murillo	0/0
38	Reese Burkhardt	6/0	XXX	XXX	XXX	XXX	XXX	XXX
38	Anthony White	0/0
39	Charles Robinson	0/0
39	Luke Dillingham	1/0	XXX
40	Wesley Smith	6/0	XXX	XXX	XXX	XXX	XXX	XXX
41	Jack Burgess	6/0	XXX	XXX	XXX	XXX	XXX	XXX
42	Marcus Ramon-Edwards	3/0	XXX	XXX	...	XXX
43	Chris Lemons	0/0
45	Terrell Tilmon	4/0	XXX	XXX	XXX	XXX
46	Isaiah Crawford	0/0
47	Rylan Vagana	0/0
48	Gage Elder	1/0	XXX
48	Stone Harrington	2/0	XXX	...	XXX
50	Eddy Smith	0/0
51	Jayden Cofield	6/1	XXX	START	XXX	XXX	XXX	XXX
52	De'Braylon Carroll	6/2	XXX	XXX	START	XXX	XXX	START
53	Holton Hendrix	1/0	XXX
54	Kaden Carr	0/0
56	Davion Carter	6/5	START	XXX	START	START	START	START
58	Tanner Allen	0/0
60	Nick Fattig	0/0
62	Tyler Murray	0/0
63	Dylan Shaw	1/0	XXX
64	Jurrien Loftin	0/0
65	D'Anthis Upshaw	0/0
66	Jackson Hildebrand	0/0
67	Dalton Merryman	5/4	...	XXX	START	START	START	START
68	Jaxon Hughes	1/0	XXX
69	Caleb Rodkey	6/0	XXX	XXX	XXX	XXX	XXX	XXX
70	Jacob Ponton	1/0	XXX
71	Vinny Sciury	2/2	START	START
72	Sheridan Wilson	6/6	START	START	START	START	START	START
73	Garrett Morphis	0/0
74	Daniel Sill	1/0	XXX
75	Ty Buchanan	6/3	XXX	START	START	START	XXX	XXX
76	Caleb Rogers	6/6	START	START	START	START	START	START
77	Maurice Rodriques	0/0
78	Ellis Davis	0/0
79	Sterling Porcher	5/4	START	START	...	XXX	START	START
80	Mason Tharp	6/6	START	START	START	START	START	START
82	Price Morgan	0/0
83	Jack Esparza	0/0
84	Demarion Crest	0/0
84	Kaden Turner	0/0
85	Aiden Meeks	0/0
86	Tyson Turner	2/0	...	XXX	XXX
87	Chandlin Myers	0/0
88	Amier Washington	5/3	START	START	XXX	START	XXX	...
88	Trey Jackson	1/0	XXX
89	Jason Llewellyn	5/0	XXX	XXX	XXX	XXX	...	XXX
90	Ansel Nedore	5/0	XXX	XXX	XXX	XXX	...	XXX
91	James Hansen	4/0	XXX	XXX	XXX	XXX
92	Kasen Long	0/0
94	Braylon Rigsby	6/1	XXX	XXX	START	XXX	XXX	XXX
95	Trevon McAlpine	5/0	XXX	XXX	XXX	...	XXX	XXX
96	Keyshawn Williams	0/0
97	Charles Anderson Jr.	0/0
98	Kendall Allen	0/0
99	Gino Garcia	6/0	XXX	XXX	XXX	XXX	XXX	XXX
99	Sam Carrell	4/0	XXX	XXX	XXX	XXX



GAME-BY-GAME SPECIALIST STATS

FIELD GOALS

SCORING	FG	PAT	Points
#99 Garcia	10-10	16-16	46
#38 Burkhardt	3-3	9-9	18

FIELD GOALS	FGM-FGA	Pct.	01-19	20-29	30-39	40-49	50-59	60+	Lg	Blk
#99 Garcia	10-10	100.0	0-0	2-2	6-6	2-2	0-0	0-0	45	0
#38 Burkhardt	3-3	100.0	0-0	0-0	1-1	2-2	0-0	0-0	41	0
Totals	13-13	100.0	0-0	2-2	7-7	4-4	0-0	0-0	45	0

#99 Garcia	(Made), Missed, Blocked
ACU	(39), (31)
at Washington State	(37)
North Texas	(25)
Arizona State	(30), (39)
Cincinnati	(45), (27)
at Arizona	(30), (41)
Baylor	--
at TCU	--
at Iowa State	--
Colorado	--
at Oklahoma State	--
West Virginia	--

PUNTING

PUNTING	Number-Avg./i20/50+
#41 Burgess	1-45.0 / 1 / 0
ACU	3-42.7 / 0 / 1
at Washington State	4-45.5 / 2 / 2
North Texas	5-42.0 / 1 / 0
Arizona State	1-37.0 / 1 / 0
Cincinnati	7-42.1 / 2 / 0
at Arizona	
Baylor	
at TCU	
at Iowa State	
Colorado	
at Oklahoma State	
West Virginia	
Totals	21-42.7 / 7 / 3

# - opponent (Qtr.)	Down Situation	Yards	Action (yds)	i20	i10	Note
1 - ACU (2Q)	4-10 TTU38	45	FC	Yes	No	Fair catch at the ACU-17
2 - WSU (1Q)	4-4 TTU14	26	OB	No	No	Out of bounds at the TTU-40
3 - WSU (1Q)	4-16 TTU19	59	Returned (4)	No	No	Returned 4 yards to the WSU-26 (TKL: Curry)
4 - WSU (4Q)	4-19 TTU16	43	FC	No	No	Fair catch at WSU-41
5 - UNT (2Q)	4-12 UNT44	33	Downed	Yes	No	Downed by Jackson Knotts at the UNT-11
6 - UNT (3Q)	4-4 TTU31	52	Returned (19)	No	No	Returned 19 yards to the UNT-26 (TKL: Knotts, Llewellyn)
7 - UNT (3Q)	4-5 TTU45	45	Returned (8)	Yes	No	Returned 8 yards to the UNT-18 (TKL: Knotts, Smith)
8 - UNT (4Q)	4-2 TTU33	52	Returned (20)	No	No	Returned 20 yards to the UNT-35 (TKL: Smith)
9 - ASU (1Q)	4-14 TTU10	38	FC	No	No	Fair catch at the TTU-48
10 - ASU (2Q)	4-10 TTU49	49	Downed	Yes	Yes	Downed by Drae McCray at the ASU-2
11 - ASU (2Q)	4-6 TTU46	33	OB	No	No	Out of bounds at the ASU-21
12 - ASU (3Q)	4-9 ASU47	47	TB	No	No	Touchback
13 - ASU (4Q)	4-18 TTU24	43	FC	No	No	Fair catch at the ASU-33
14 - UC (4Q)	4-12 UC47	37	FC	Yes	No	Fair catch at the UC-10
15 - UA (1Q)	4-3 TTU32	44	FC	No	No	Fair catch at the UA-24
16 - UA (1Q)	4-6 UA46	31	FC	Yes	No	Fair catch at the UA-15
17 - UA (2Q)	4-30 TTU5	46	Returned (1)	No	No	Returned 1 yard to the TTU-50 (TKL: Morris IV)
18 - UA (2Q)	4-6 TTU47	45	Downed	Yes	Yes	Downed by John Curry at the UA-8
19 - UA (3Q)	4-10 TTU46	47	Returned (15)	No	No	Returned 15 yards to the UA-22 (TKL: Rodriguez, Dickey)
20 - UA (3Q)	4-9 TTU26	46	Downed	No	No	Downed by Brenden Jordan at the UA-28
21 - UA (4Q)	4-1 TTU34	36	FC	No	No	Fair catch at the UA-30
TOTALS		3 (50+)		7 (i20)	2 (i10)	

KICKOFFS

KICKOFFS	No.	Yds	Avg.	TB	OB	RETN	NET	YD-LN
#38 Burkhardt	42	2,704	64.4	32	0	--	--	--
#48 Harrington	2	130	65.0	2	0	--	--	--
Totals	44	2,834	64.4	34	0	9	40.6	24

#38 Burkhardt	Touchbacks/Kickoffs
ACU	5-for-8
at Washington State	3-for-3
North Texas	8-for-10
Arizona State	5-for-7
Cincinnati	7-for-9
at Arizona	4-for-5
Baylor	--
at TCU	--
at Iowa State	--
Colorado	--
at Oklahoma State	--
West Virginia	--

PUNTING	21 attempts
#41 Burgess	3
50+ yard punts	7
Inside the 20-yard line	2
Inside the 10-yard line	8
Fair Caught	1
Touchbacks	4
Downed	2
Out of Bounds	15
Not Returned	6
Returned	
Total Return Yards	6 returns for 67 yards (11.6 per return)

MISCELLANEOUS STATS

GAME QUICK FACTS

OPPONENT	TIME	TV	KO WEATHER	KO TIME (local)	ATTND.	COIN TOSS	KICK/RECEIVE	1ST TECH POSS.	1ST OPP. POSS.	HALF	FINAL
Abilene Christian	3:45	ESPN+	84° sunny	6:32 p.m. (CDT)	60,229	Won	Kick	Touchdown	Punt	TTU 32, ACU 21	TTU 52, ACU 51 ^{OT}
at Washington State	3:47	FOX	84° cloudy	7:05 p.m. (PDT)	27,372	Won	Receive	Punt	Interception	WSU 27, TTU 10	WSU 37, TTU 16
North Texas	3:15	FS1	82° cloudy	11:03 a.m. (CDT)	57,865	Won	Kick	Touchdown	Punt	TTU 52, UNT 7	TTU 66, UNT 21
Arizona State	3:32	FS1	87° cloudy	2:35 p.m. (CDT)	58,795	Won	Receive	Touchdown	Interception	TTU 17, ASU 10	TTU 30, ASU 22
Cincinnati	3:40	ESPN2	84° sunny	7:05 p.m. (CDT)	60,229	Lost	Receive	Field Goal	Touchdown	TTU 24, UC 24	TTU 44, UC 41
at Arizona	3:37	FOX	89° clear	8:10 p.m. (MST)	45,773	Won	Receive	Punt	Punt	TTU 18, UA 3	TTU 28, UA 22
Baylor	-	-	-	-	-	-	-	-	-	-	-
at TCU	-	-	-	-	-	-	-	-	-	-	-
at Iowa State	-	-	-	-	-	-	-	-	-	-	-
Colorado	-	-	-	-	-	-	-	-	-	-	-
at Oklahoma State	-	-	-	-	-	-	-	-	-	-	-
West Virginia	-	-	-	-	-	-	-	-	-	-	-

TURNOVER CHART

Opponent	Forced by Texas Tech					Forced by Opponent			
	Fum	Int	Tot	Pts Off	Margin	Fum	Int	Tot	Pts Off
Abilene Christian	1	0	1	8	+1	0	0	0	0
at Washington St.	0	1	1	0	-3	2	2	4	13
North Texas	0	3	3	21	+2	0	1	1	7
Arizona State	0	1	1	7	+1	0	0	0	0
Cincinnati	1	1	2	14	+1	1	0	1	3
at Arizona	1	2	3	18	+1	2	0	2	6
Baylor	-	-	-	-		-	-	-	-
at TCU	-	-	-	-		-	-	-	-
at Iowa State	-	-	-	-		-	-	-	-
Colorado	-	-	-	-		-	-	-	-
at Oklahoma St.	-	-	-	-		-	-	-	-
West Virginia	-	-	-	-		-	-	-	-
Totals	3	8	11	68	+3	5	3	8	29

REDZONE CHART

Opponent	Texas Tech			Opponents		
	Scores-Chances (%)	TD (R/P)	FG	Scores-Chances (%)	TD (R/P)	FG
Abilene Christian	6-of-7 (85.7)	3 (1/2)	3	5-of-5 (100.0)	4 (4/0)	1
at WSU	3-of-4 (75.0)	2 (0/2)	1	4-of-5 (80.0)	3 (3/0)	1
North Texas	6-of-6 (100.0)	5 (3/2)	1	2-of-4 (50.0)	2 (1/1)	0
Arizona State	4-of-4 (100.0)	3 (1/2)	1	4-of-5 (80.0)	3 (3/0)	1
Cincinnati	5-of-5 (100.0)	3 (2/1)	2	5-of-5 (100.0)	3 (1/2)	2
at Arizona	3-of-3 (100.0)	2 (2/0)	1	3-of-4 (75.0)	1 (1/0)	2
Baylor	-of- (-)	- (-/-)	-	-of- (-)	- (-/-)	-
at TCU	-of- (-)	- (-/-)	-	-of- (-)	- (-/-)	-
at Iowa State	-of- (-)	- (-/-)	-	-of- (-)	- (-/-)	-
Colorado	-of- (-)	- (-/-)	-	-of- (-)	- (-/-)	-
at Okla St.	-of- (-)	- (-/-)	-	-of- (-)	- (-/-)	-
West Virginia	-of- (-)	- (-/-)	-	-of- (-)	- (-/-)	-
Totals	27-of-29 (93.1)	18 (9/9)	9	23-of-28 (82.1)	16 (13/3)	7

SPECIAL TEAMS TACKLES

(All tackles on Special Teams coverage)

Player	Total	KO	Punt
#38 Reese Burkhardt, K	2	2	0
#6 John Curry, LB	2	1	1
#30 Jackson Knotts, LS	2	0	2
#17 Issac Smith, OLB	2	0	2
#40 Wesley Smith, LB	2	2	0
#22 Devynn Cromwell, DB	1	1	0
#14 Drew Hocutt, WR	1	1	0
#21 Jordan Sanford, DB	1	1	0
#48 Gage Elder, LB	1	1	0
#89 Jason LLewellyn, TE	1	0	1
#26 Sammy Morris IV, DB	2	1	1
#29 Chief Collins, DB	2	2	0
#3 Bryce Ramirez, LB	1	1	0
#10 Jacob Rodriguez, LB	1	0	1
#33 Cameron Dickey, RB	1	0	1
TOTALS	22	13	9

THREE-AND-OUTS

OPPONENT	TEXAS TECH	OPPONENTS
	3-&-Outs/Drives	3-&-Outs/Drives
Abilene Christian	0/12	1/13
at Washington State	2/15	2/14
North Texas	2/14	6/16
Arizona State	4/12	2/12
Cincinnati	0/9	1/12
at Arizona	5/15	2/14
Baylor	-/-	-/-
at TCU	-/-	-/-
at Iowa State	-/-	-/-
Colorado	-/-	-/-
at Oklahoma State	-/-	-/-
West Virginia	-/-	-/-
TOTALS	13/77	14/81



GAME-BY-GAME LEADERS

OPPONENT	PASSING YARDS	RUSHES	RUSH YARDS	RECEPTIONS	RECEIVING YARDS	TACKLES	TACKLES FOR LOSS	SACKS
ACU	378 (Morton)	27 (Brooks)	153 (Brooks)	10 (Kelly)	156 (Kelly)	13 (Rodriguez)	2.0 (Rodriguez)	none
at Washington State	323 (Morton)	8 (Valdez)	70 (Brown)	9 (Kelly)	95 (Kelly)	7 (Roberts, Rodriguez)	3.0 (three players)	1.0 (Smith)
North Texas	273 (Morton)	17 (Brooks)	109 (Brooks)	4 (Conyers)	70 (Eakin)	5 (two players)	1.5 (Dingle)	0.5 (Dingle, Horne)
Arizona State	201 (Morton)	27 (Brooks)	117 (Brooks)	10 (Kelly)	89 (Kelly)	11 (Roberts)	1.0 (Rodriguez)	0.5 (Washington, McCarty)
Cincinnati	251 (Morton)	32 (Brooks)	172 (Brooks)	8 (Kelly)	111 (Kelly)	12 (Roberts)	2.0 (Roberts)	1.0 (Cofield)
at Arizona	214 (Morton)	21 (Brooks)	128 (Brooks)	5 (Douglas, Kelly)	116 (Douglas)	13 (Rodriguez)	1.0 (three players)	1.0 (Rodriguez, Tilmon)
Baylor	--	--	--	--	--	--	--	--
at TCU	--	--	--	--	--	--	--	--
at Iowa State	--	--	--	--	--	--	--	--
Colorado	--	--	--	--	--	--	--	--
at Oklahoma State	--	--	--	--	--	--	--	--
West Virginia	--	--	--	--	--	--	--	--

TEAM OFFENSE GAME-BY-GAME COMPARISON

FIRST DOWNS

TEXAS TECH FIRST DOWNS						
Opponent	1Q	2Q	3Q	4Q	OT	Total
ACU	10	4	6	5	2	27
at Washington State	3	9	4	8	-	24
North Texas	9	9	5	2	-	25
Arizona State	6	6	9	3	-	24
Cincinnati	6	5	5	5	-	21
at Arizona	7	6	0	4	-	14
Baylor	-	-	-	-	-	-
at TCU	-	-	-	-	-	-
at Iowa State	-	-	-	-	-	-
Colorado	-	-	-	-	-	-
at Oklahoma State	-	-	-	-	-	-
West Virginia	-	-	-	-	-	-

YARDAGE by QUARTER

TEXAS TECH PLAYS/YARDAGE GAINED BY QTR					
Opponent	1Q	2Q	3Q	4Q	OT
ACU	18/153	16/103	15/119	20/139	5/25
at WSU	19/89	32/172	13/88	23/142	-
North Texas	24/196	18/207	21/117	8/66	-
Arizona State	19/108	22/77	23/102	19/47	-
Cincinnati	21/135	14/160	18/98	12/89	-
at Arizona	14/86	18/122	10/17	16/106	-
Baylor	-	-	-	-	-
at TCU	-	-	-	-	-
at Iowa State	-	-	-	-	-
Colorado	-	-	-	-	-
at OSU	-	-	-	-	-
West Virginia	-	-	-	-	-

CUMULATIVE YARDS by QTR.

TEXAS TECH PLAYS/CUMULATIVE YARDAGE GAINED BY QTR					
Opponent	1Q	2Q	3Q	4Q	OT
ACU	18/153	34/256	49/375	69/514	74/539
at WSU	19/89	51/261	64/349	87/491	-
North Texas	24/196	42/403	63/520	71/586	-
Arizona State	19/108	41/185	64/287	83/334	-
Cincinnati	21/135	35/295	53/393	65/482	-
at Arizona	14/86	32/208	42/225	58/331	-
Baylor	-	-	-	-	-
at TCU	-	-	-	-	-
at Iowa State	-	-	-	-	-
Colorado	-	-	-	-	-
at OSU	-	-	-	-	-
West Virginia	-	-	-	-	-

OPPONENT FIRST DOWNS

TEXAS TECH FIRST DOWNS						
Opponent	1Q	2Q	3Q	4Q	OT	Total
ACU	6	7	6	9	2	30
at Washington State	3	6	5	4	-	18
North Texas	3	2	2	6	-	13
Arizona State	5	7	3	7	-	22
Cincinnati	4	10	4	11	-	29
at Arizona	4	7	8	6	-	25
Baylor	-	-	-	-	-	-
at TCU	-	-	-	-	-	-
at Iowa State	-	-	-	-	-	-
Colorado	-	-	-	-	-	-
at Oklahoma State	-	-	-	-	-	-
West Virginia	-	-	-	-	-	-

OPPONENT YARDAGE by QTR.

TEXAS TECH PLAYS/YARDAGE GAINED BY QTR					
Opponent	1Q	2Q	3Q	4Q	OT
ACU	20/114	19/165	18/131	23/180	6/25
at WSU	18/69	17/112	15/128	15/107	-
North Texas	9/97	19/66	16/52	20/138	-
Arizona State	15/47	19/112	11/107	23/110	-
Cincinnati	12/114	26/121	15/93	25/227	-
at Arizona	17/50	16/100	25/143	21/129	-
Baylor	-	-	-	-	-
at TCU	-	-	-	-	-
at Iowa State	-	-	-	-	-
Colorado	-	-	-	-	-
at OSU	-	-	-	-	-
West Virginia	-	-	-	-	-

OPP. CUMULATIVE YARDS by QTR.

TEXAS TECH PLAYS/CUMULATIVE YARDAGE GAINED BY QTR					
Opponent	1Q	2Q	3Q	4Q	OT
ACU	20/114	39/279	57/410	80/590	86/615
at WSU	18/169	35/181	50/309	65/416	-
North Texas	9/97	28/163	44/215	64/353	-
Arizona State	15/47	34/159	45/266	68/376	-
Cincinnati	12/114	38/235	53/328	78/555	-
at Arizona	17/50	33/150	58/293	79/422	-
Baylor	-	-	-	-	-
at TCU	-	-	-	-	-
at Iowa State	-	-	-	-	-
Colorado	-	-	-	-	-
at OSU	-	-	-	-	-
West Virginia	-	-	-	-	-

EXPLOSIVE PLAYS BREAKDOWN

TEXAS TECH PLAYS - 20-PLUS YARDS

Yards (TD*)	Type	Player(s)	Opponent
70*	Pass	Coy Eakin (Morton)	North Texas
57	Pass	Caleb Douglas (Morton)	at Arizona
49*	Pass	Coy Eakin (Morton)	Cincinnati
45*	Pass	JohnCarlos Miller II (Morton)	North Texas
42	Pass	Caleb Douglas (Morton)	at Washington State
42	Pass	Jordan Brown (Morton)	North Texas
38	Pass	Micah Hudson (Morton)	at Arizona
37	Pass	Josh Kelly (Morton)	at Washington State
37	Run	Cameron Dickey	North Texas
36*	Pass	Jalin Conyers (Morton)	Abilene Christian
35*	Pass	Coy Eakin (Morton)	Abilene Christian
35*	Pass	Josh Kelly (Morton)	Abilene Christian
35	Run	Tahj Brooks	Cincinnati
32	Pass	Micah Hudson (Hammond)	North Texas
32	Pass	Caleb Douglas (Morton)	at Arizona
32*	Run	Tahj Brooks	at Arizona
29	Pass	Josh Kelly (Morton)	Cincinnati
28	Pass	Josh Kelly (Morton)	Cincinnati
26	Pass	Josh Kelly (Morton)	North Texas
26	Run	Behren Morton	Cincinnati
25	Run	Tahj Brooks	Arizona State
25	Run	Tahj Brooks	Cincinnati
24	Pass	Josh Kelly (Morton)	Abilene Christian
23	Pass	Coy Eakin (Morton)	Abilene Christian
23	Pass	Josh Kelly (Morton)	Abilene Christian
23	Run	Tahj Brooks	North Texas
22	Run	Cameran Brown	at Washington State
22	Pass	Coy Eakin (Morton)	Cincinnati
21	Run	Tahj Brooks	Abilene Christian
21*	Run	Tahj Brooks	North Texas
21	Pass	Caleb Douglas (Morton)	Arizona State
21	Pass	Drae McCray (Morton)	Cincinnati
21	Run	Behren Morton	Cincinnati
20*	Pass	JohnCarlos Miller II (Eakin)	at Washington State
20	Pass	Josh Kelly (Morton)	at Washington State
20	Run	Cameran Brown	at Washington State
20	Run	Tahj Brooks	North Texas
20*	Pass	Josh Kelly (Morton)	Arizona State

Special Teams Explosive Plays

Yards	Type	Player(s)	Opponent
74	KR	Drae McCray	Abilene Christian
65	KR	Drae McCray	Abilene Christian

Defensive Explosive Plays

Yards	Type	Player(s)	Opponent
51*	INT	A.J. McCarty	Cincinnati
44*	INT	Bralyn Lux	North Texas
20	INT	Quincy Ledet Jr.	at Arizona

20+ Yard Plays (Rush, Pass, Interception, Punt Return)

40+ Yard Plays (Kick Returns)

* Touchdown scored on play

TEXAS TECH LONGEST PLAYS BY PLAYER

Player	Total	(TDs)	Rush	Rec.	KR	PR	IR	FR
Josh Kelly	9	(2)	0	9	0	0	0	0
Tahj Brooks	8	(2)	8	0	0	0	0	0
Coy Eakin	5	(3)	0	5	0	0	0	0
Caleb Douglas	4	(0)	0	4	0	0	0	0
Drae McCray	3	(0)	0	1	2	0	0	0
Cameran Brown	2	(0)	2	0	0	0	0	0
JohnCarlos Miller II	2	(2)	0	2	0	0	0	0
Micah Hudson	2	(0)	0	2	0	0	0	0
Behren Morton	2	(0)	2	0	0	0	0	0
Jalin Conyers	1	(1)	0	1	0	0	0	0
Jordan Brown	1	(0)	0	1	0	0	0	0
Cameron Dickey	1	(0)	1	0	0	0	0	0
A.J. McCarty	1	(1)	0	0	0	0	1	0
Bralyn Lux	1	(1)	0	0	0	0	1	0
Quincy Ledet Jr.	1	(0)	0	0	0	0	1	0
TOTAL	43	(12)	13	25	2	0	3	0

TEXAS TECH LONGEST PLAYS BY TYPE

Long Plays by Type (20+)	NO.	TD
Rushing	13	2
Passing	25	8
TOTAL	38	10
Punt returns	-	-
Kick returns	2	0
Interceptions	3	2
Fumble returns	-	-
TOTAL ALL	43	12

TEXAS TECH LONGEST PLAYS BY YARDS (offense only)

Long Plays by Yards	NO.	TD
100	-	-
90-99	-	-
80-89	-	-
70-79	1	1
60-69	-	-
50-59	1	-
40-49	4	2
30-39	10	4
20-29	22	3
Totals	38	10

TEXAS TECH LONGEST PLAYS

Play Type	Yardage	Play (Opponent)
Rushing	37	Dickey 37-yard run (vs. North Texas)
Rushing Touchdown	32	Brooks 32-yard run (at Arizona)
Passing	70	Morton 70-yard TD pass to Eakin (vs. North Texas)
Passing Touchdown	70	Morton 70-yard TD pass to Eakin (vs. North Texas)
Punt Return	12	Kelly 12-yard return (at Washington State)
Kick Return	74	McCray 74-yard kick return (vs. ACU)
Punt	59	Burgess 59-yard punt (at Washington State)
Field Goal	45	Garcia 45-yard field goal (vs. Cincinnati)

OPPONENT LONGEST PLAYS

Play Type	Yardage	Play (Opponent)
Rushing	68	Mateer 68-yard run (Washington State)
Rushing Touchdown	43	Parker 43-yard run (Washington State)
Passing	75	Morris 75-yard TD pass to Young (North Texas)
Passing Touchdown	75	Morris 75-yard TD pass to Young (North Texas)
Punt Return	20	Sheffield 20-yard return (North Texas)
Kick Return	29	Wilson 29-yard return (Cincinnati)
Punt	52	Janikowski 52-yard punt (Washington State)
Field Goal	52	Loop 52-yard field goal (Arizona)

TEXAS TECH vs. OPPONENT LONGEST PLAYS

	Texas Tech Long Plays				Opponent Long Plays			
	Rush	Pass	Total	ST	Rush	Pass	Total	ST
Abilene Christian	1	6	7	2	0	9	9	0
at Washington St.	2	4	6	0	4	2	6	0
North Texas	4	5	9	0	1	2	3	1
Arizona State	1	2	3	0	0	2	2	0
Cincinnati	4	5	9	0	1	4	5	0
at Arizona	1	3	4	0	1	2	3	0
Baylor	-	-	-	-	-	-	-	-
at TCU	-	-	-	-	-	-	-	-
at Iowa State	-	-	-	-	-	-	-	-
Colorado	-	-	-	-	-	-	-	-
at Oklahoma St.	-	-	-	-	-	-	-	-
West Virginia	-	-	-	-	-	-	-	-
Totals	13	25	38	2	7	21	28	1



SCORING DRIVE BREAKDOWN

TEXAS TECH SCORING DRIVES

VS. ACU					
QTR	Clock	Player(s)	Play	Pls-Yds	Time
1st	10:38	TD Brooks	18 run	10-71	3:28
1st	8:18	TD Eakin/Morton	4 pass	2-17	0:24
1st	1:34	TD Eakin/Morton	35 pass	6-75	2:08
2nd	09:58	FG Garcia	39 FG	4-5	1:38
2nd	2:55	TD Conyers/Morton	36 pass	9-70	3:51
3rd	4:50	TD Kelly/Morton	35 pass	1-35	0:07
4th	8:32	FG Burkhardt	41 FG	9-52	3:13
4th	2:39	FG Garcia	31 FG	9-54	2:13
OT	0:00	TD Douglas/Morton	14 pass	5-25	0:00

VS. WSU					
QTR	Clock	Player(s)	Play	Pls-Yds	Time
1st	3:31	FG Garcia	37 FG	11-51	3:37
2nd	5:33	TD Miller II/Eakin	20 pass	6-75	2:20
4th	9:21	TD Dickey/Morton	12 pass	7-61	1:53

VS. UNT					
QTR	Clock	Player(s)	Play	Pls-Yds	Time
1st	10:17	TD Kelly/Morton	10 pass	8-56	3:04
1st	5:12	FG Garcia	25 FG	8-65	3:55
1st	0:52	TD Brooks	21 run	9-75	4:13
2nd	10:22	TD Eakin/Morton	70 pass	2-80	0:40
2nd	9:50	TD Lux	44 INT	0-0	--
2nd	9:30	TD Morton	10 run	1-25	0:13
2nd	6:05	TD Miller II/Morton	45 pass	4-75	1:41
2nd	3:08	TD Conyers/Morton	10 pass	6-30	2:47
3rd	4:06	TD Williams	3 run	4-43	1:27
4th	12:50	TD Dickey	1 run	9-79	4:35

VS. ASU					
QTR	Clock	Player(s)	Play	Pls-Yds	Time
1st	11:22	TD Miller II/Morton	5 pass	10-65	3:38
1st	7:42	TD Kelly/Morton	20 pass	6-38	2:11
2nd	0:08	FG Garcia	30 FG	8-64	1:16
3rd	8:14	TD Conyers	3 run	12-68	5:55
4th	13:36	FG Burkhardt	40 FG	12-43	5:03
4th	6:54	FG Garcia	39 FG	11-43	5:45

VS. UC					
QTR	Clock	Player(s)	Play	Pls-Yds	Time
1st	11:33	FG Garcia	45 FG	8-38	3:22
1st	1:25	TD Eakin/Morton	7 pass	7-75	3:34
2nd	10:32	TD Eakin/Morton	49 pass	6-85	2:50
2nd	1:39	TD Brooks	1 run	8-75	1:59
3rd	12:27	TD Brooks	2 run	6-38	1:52
3rd	0:53	FG Burkhardt	38 FG	13-55	5:46
4th	12:40	TD McCarty	51 INT	0-0	--
4th	7:50	FG Garcia	27 FG	9-66	4:15

VS. UA					
QTR	Clock	Player(s)	Play	Pls-Yds	Time
1st	5:38	TD Brooks	3 run	5-61	2:27
2nd	1:38	TD Brooks	9 run	6-30	1:13
2nd	0:00	FG Garcia	30 FG	4-76	0:40
4th	2:21	FG Garcia	41 FG	8-47	2:31
4th	1:53	TD Brooks	32 run	3-43	0:19

OPPONENT SCORING DRIVES

VS. ACU					
QTR	Clock	Player(s)	Play	Pls-Yds	Time
1st	3:42	TD Castles/Mclvor	31 pass	9-80	4:36
2nd	11:52	TD Johnson	2 run	11-75	4:42
2nd	1:50	TD Taylor/Mclvor	71 pass	3-75	1:05
3rd	5:10	TD Banks Jr.	1 run	10-96	4:27
4th	11:45	TD Martinez	30 pass	4-62	1:34
4th	4:55	TD Johnson	5 run	8-75	3:37
4th	0:05	FG Vales	21 FG	12-71	2:34
OT	0:00	TD Johnson (failed xpt)	1 run	6-25	0:00

VS. WSU					
QTR	Clock	Player(s)	Play	Pls-Yds	Time
1st	10:03	TD Mateer	4 run	7-40	3:20
2nd	8:09	TD Parker	43 run	1-43	0:09
2nd	7:53	TD Schlenbaker	2 run	1-2	0:01
2nd	0:25	TD Williams/Mateer	21 pass	3-38	0:31
3rd	3:13	TD Schlenbaker	1 run	6-51	2:23
4th	5:57	FG Janikowski	25 FG	6-68	2:06

VS. UNT					
QTR	Clock	Player(s)	Play	Pls-Yds	Time
1st	5:05	TD Young/Morris	75 pass	1-75	0:07
3rd	9:09	TD Aaron/Morris	15 pass	4-18	0:58
4th	9:19	TD Porter	1 run	8-75	3:31

VS. ASU					
QTR	Clock	Player(s)	Play	Pls-Yds	Time
2nd	13:10	FG Hershey	34 FG	8-31	2:40
2nd	1:33	TD Leavitt	1 run	9-79	4:01
3rd	3:39	TD Scattebo	3 run	3-80	1:09
4th	1:39	TD Scattebo	3 run	10-67	2:13

VS. UC					
QTR	Clock	Player(s)	Play	Pls-Yds	Time
1st	7:35	TD Johnson/Sorsby	15 pass	7-68	3:52
1st	4:59	TD Henderson/Sorsby	42 pass	1-42	0:08
2nd	13:27	FG Hawks	37 FG	5-12	2:04
2nd	3:47	TD Pryor	1 run	12-75	6:45
3rd	6:39	FG Hawks	26 FG	11-72	5:42
4th	12:05	TD Covey/Sorsby	71 pass	2-75	0:35
4th	3:24	TD Covey/Sorsby	3 pass	10-75	4:26

VS. UA					
QTR	Clock	Player(s)	Play	Pls-Yds	Time
1st	0:22	FG Loop	47 FG	11-46	5:16
3rd	9:29	FG Loop	40 FG	9-56	2:56
3rd	6:46	FG Loop	30 FG	7-20	2:08
3rd	1:10	TD Conley	3 run	8-72	4:37
4th	10:07	FG Loop	37 FG	6-25	4:41
4th	0:54	FG Loop	52 FG	8-41	0:59

DRIVE ANALYSIS

YARDAGE	TEXAS TECH		OPPONENTS	
	TD	FG	TD	FG
Negative	-	-	-	-
0-9	-	1	1	-
10-19	1	-	1	1
20-29	2	-	1	2
30-39	5	1	1	1
40-49	2	3	3	2
50-59	1	4	1	1
60-69	4	3	3	1
70-79	9	1	9	3
80-89	2	-	2	-
90-99	-	-	1	-
TOTALS	26	13	24	11

GAME-OPENING DRIVES

OPPONENT	TEXAS TECH		OPPONENTS	
	PTS	PLAYS-YDS	PTS	PLAYS-YDS
ACU	7	10-71	0	3-1
at Washington State	0	3-6	0	2-6
North Texas	7	8-56	0	3-3
Arizona State	7	10-65	0	3--11
Cincinnati	3	8-38	7	7-68
at Arizona	0	3-7	0	4-3
Baylor	--	--	--	--
at TCU	--	--	--	--
at Iowa State	--	--	--	--
Colorado	--	--	--	--
at Oklahoma State	--	--	--	--
West Virginia	--	--	--	--

2ND HALF-OPENING DRIVES

OPPONENT	TEXAS TECH		OPPONENTS	
	PTS	PLAYS-YDS	PTS	PLAYS-YDS
ACU	0	13-67	7	10-96
at Washington State	0	7-43	0	9-67
North Texas	0	3-6	0	3-5
Arizona State	7	12-68	0	3-4
Cincinnati	7	6-38	0	2-13
at Arizona	0	3-0	0	3-0
Baylor	--	--	--	--
at TCU	--	--	--	--
at Iowa State	--	--	--	--
Colorado	--	--	--	--
at Oklahoma State	--	--	--	--
West Virginia	--	--	--	--

THE LAST TIME...

TEXAS TECH ...

Defeated a ranked opponent at home
vs. #22 Texas (2022)

Defeated a ranked opponent on the road
at #16 Kansas (2023)

Won a game scoring 14 points or less
at Iowa State, 14-10 (2022)

Scored 70+ points
77, vs. Lamar (2018)

Scored 60+ points
66, vs. North Texas (2024)

Scored 50+ points
66, vs. North Texas (2024)

Won by 50+ points
vs. Murray State/W, 63-10 (2022)

Shutout Opponent
vs. Lamar, 77-0 (2018)

Shutout Opponent in first half
at #16 Kansas (2023)

Shutout Opponent in second half
vs. Houston (2023)

Was Shutout by an Opponent
vs. Oklahoma State (2021)

Was Shutout by an Opponent in first half
vs. Oklahoma State (2021)

Was Shutout by an Opponent in second half
at #7 Texas (2023)

Ran 100 or plays
103, vs. West Virginia (2022)

Rushed for over 400 yards
453, vs. Louisiana-Lafayette (1997)

Passed for over 700 yards
734, vs. #16 Oklahoma (2016)

Passed for over 600 yards
605, vs. Houston (2018)

Passed for 7+ TDs
8, vs. Kansas (2016)

Passed for 6+ TDs
6, vs. Murray State (2022)

Passed for 5+ TDs
5, vs. Abilene Christian (2024)

Had over 700 yards in total offense
704, vs. Houston (2018)

Had over 600 yards in total offense
605, vs. Murray State (2022)

Had over 400 yards in the first half
415, vs. North Texas (2024)

Recorded a safety
vs. Stephen F. Austin (2013)

Scored 2-point conversion
at Arizona (2024) - J. Miller II rush

Forced 6 turnovers
7, vs. Nebraska (2004)

Forced 5 turnovers
5, vs. Ole Miss (2022)

Returned two Interceptions for touchdowns
vs. Oklahoma State (2000)

Intercepted at least 4 passes
4, vs. Houston (2021)

Zero Punts in a game
at Kansas (2021)

Blocked two punts in a game
at New Mexico (2010)

Held opponent to negative rush yds
-12, at #21 Kansas State (1996)

A TEXAS TECH INDIVIDUAL ...

Rushed for over 200 yards
DeAndre Washington, 248 yards, vs. Kansas St. (2015)

Had a run of 70+ yards
Xavier White, 70 yds, at #23 Oklahoma State (2020)

Had a run of 80+ yards
Justin Stockton, 84 yds, at Houston (2017)

Rushed for 5+ TDs
James Gray, 5, vs. Rice (1989)

Rushed for 4+ TDs
Ta'Zawn Henry, 4, vs. Houston (2018)

Two players rushed for 100 yards
Cam'Ron Valdez (111 yards), Tahj Brooks (102 yards), vs. Houston (2023)

A quarterback rushed for 100 yards
Tyler Shough, 101 yards, vs. #13 Oregon (2023)

Three 100-yard receivers
Grant (155), Marquez (130), Washington (107), vs. #5 Baylor (2014)

Six players caught a TD
Giles (2), Coutee (2), Batson (1), Lauderdale (1), Willies (1), Cantrell (1), vs. Kansas (2016)

Passed for 400-499 yards
Tyler Shough, 436, vs. Oklahoma (2022)

Passed for 500-699 yards
Alan Bowman, 605, vs. Houston (2018)

Passed for 700+ yards
Patrick Mahomes II, 734, vs. #16 Oklahoma (2016)

Passed for 5 TDs
Behren Morton, 5, vs. Abilene Christian (2024)

Passed for 6 TDs
Nic Shimonek, 6, vs. Arizona State (2017)

Passed for 7 TDs
Seth Doege, 7, at #21 TCU (2012)

Passed for 8 TDs
B.J. Symons, 8, vs. Texas A&M (2003)

Wide receiver threw a TD pass
Coy Eakin, 20 yds to JohnCarlos Miller II at Washington State (2024)

Had 60-69 pass attempts
Behren Morton, 62, at #7 Oklahoma State (2022)

Had 70+ pass attempts
Patrick Mahomes II, 88, vs. #16 Oklahoma (2016)

Had 50+ pass completions
Patrick Mahomes II, 52, vs. #16 Oklahoma (2016)

Had 10+ receptions
Josh Kelly, 10, vs. Arizona State (2024)

Had 15+ receptions
Jace Amaro, 15, vs. #12 Oklahoma State (2013)

Had a reception of 80+ yards
Dalton Rigdon, 81 yards, at West Virginia (2019)

Had a reception of 90+ yards
Jakeem Grant, 90 yards, vs. #12 Oklahoma State (2015)

Had over 200 yards receiving
Antoine Wesley, 261, vs. Houston (2018)

Had 4 TD receptions
Derek Dorris, 4, at Kansas (2000)

Had 3 TD receptions
Antoine Wesley, 3, vs. Houston (2018)

Tight end caught 2 TDs
Baylor Cupp, at Baylor (10/7/2023)

Had 100-yard rusher & 100-yard receiver
at Arizona (2024)
Tahj Brooks (128 RUSH), Caleb Douglas (116 REC)

Had 300-yd passer, 100-yd rusher & 100-yd receiver
vs. Abilene Christian (2024)
Behren Morton (378 PASS), Tahj Brooks (153 RUSH)
Josh Kelly (156 REC)

A TEXAS TECH INDIVIDUAL ...

Recorded a 20+ tackle game
Lawrence Flugence, 23, at #12 Ohio State (2002)

Recorded a 15+ tackle game
Krishon Merriweather, 17, at #7 Oklahoma State (2022)

Recorded 5.0 TFLs
Dorian Pitts, 5, vs. Oklahoma State (2000)

Recorded 4.0 Sacks
Jordyn Brooks, 4.0, vs. #21 Oklahoma State (2019)

Recorded 5 pass breakups
Rayshad Williams, 5, at #7 Oklahoma State (2022)

Forced 2 fumbles, game
Steve Linton, 2, at Baylor (2023)

Returned a fumble for a touchdown
vs. West Virginia (2020), Zech McPhearson, 56 yards

Intercepted 3 passes
Darcel McBath, 3, at #19 Kansas (2008)

Intercepted 2 passes
Dadrión Taylor-Demerson, 2, vs. TCU (2023)

Intercepted passes in back-to-back games
Chapman Lewis, at WSU (1), vs. UNT (1) (2024)

Intercepted pass by a Defensive Linemen
Quincy Ledet Jr., at Arizona (2024)

Returned an Interception for a touchdown
A.J. McCarty (2024), vs. Cincinnati, 51 yards

Kicked 4 field goals
Jonathan Garibay, 4-for-4, vs. Baylor (2020)

Kicked 50+ FG
Gino Garcia, 51 yds, vs. UCF (2023)

Kicked 55+ FG
Gino Garcia, 55 yds, vs. TCU (2023)

Kicked 60+ FG
Jonathan Garibay, 62 yds (*record*) vs. Iowa State (2021)

Kicked 80+ punt
Austin McNamara, 87 yards, vs. West Virginia (2020)

Kicked 70-79 punt
Austin McNamara, 70 yards, vs. Oklahoma State (2021)

Returned a kick off for a TD
Drae McCray, 100 yds, vs. Houston (2023)

Returned punt for TD
Eric Morris (86 yds), at Nevada (2008)

Scored Defensive 2-point conversion
Ben Kirkpatrick, 84 yds, vs. #15 Oklahoma (1992)

Blocked a PAT
E'Maurion Banks, vs. Arizona State (2024)

Blocked a FG in a game
Myles Cole, at Iowa State (2022)

Blocked FG return for TD
Eli Howard (block)/Zech McPhearson (return), 90 yds, at #24 Iowa State (2020)

Blocked a punt
Loic Fouonji vs. Houston (2023)

Returned/Recovered a blocked punt for TD
Loic Fouonji (7 yards) vs. Houston (2023)

Recovered a succesful onsides kick
Coy Eakin (kicked by Reese Burkhardt) at Washington State (2024)



POSTGAME NOTES | ARIZONA STATE



TEXAS TECH RED RAIDERS

5-1, 3-0 Big 12

at

ARIZONA WILDCATS

3-2, 1-1 Big 12



Oct. 5, 2024 | 8:10 p.m. MST | Arizona Stadium | Tucson, Ariz. | FOX

TEXAS TECH

Record	5-1 Overall; 3-0 Big 12
Streak	W4
Head Coach	Joey McGuire
Career Record	20-12 (3rd Season)
Record vs. Arizona	1-0
Today's attendance	45,773
Kickoff temperature	89 degrees
Length of Game	3:37

TODAY'S STARTERS

(Offense) - (LT) Dalton Merryman, (LG) Sterling Porcher, (C) Sheridan Wilson, (RG) Davion Carter, (RT) Caleb Rogers, (QB) Behren Morton, (RB) Tahj Brooks, (TE) Mason Tharp, (WR) Coy Eakin, (WR) Caleb Douglas, (WR) Josh Kelly
(Defense) - (DT) Quincy Ledet Jr., (DT) De'Braylon Carroll, (OLB) Harvey Dyson III, (LB-WILL) Jacob Rodriguez, (LB-MIKE) Ben Roberts, (OLB) Charles Esters III, (STAR) A.J. McCarty, (CB) Bralyn Lux, (S) Devynn Cromwell, (S) C.J. Baskerville, (CB) Maurion Horn

GETTING STARTED

- Today's weather at kickoff: 89 degrees, 6 mph winds from the north northwest and clear skies.
- Texas Tech won the coin toss and chose to receive the kickoff in the first half. Arizona started the second half with the ball.
→ Tech has chose to recieve three times this season when winning the toss. Tech has won the coin toss in five of six games.
- Texas Tech wore white helmets with white jerseys and black pants against Arizona.
- Tonight's game captains were Charles Esters III, Behren Morton, Bryce Ramirez and Mason Tharp.

TONIGHT'S WIN...

- Gives Texas Tech four consecutive victories.
→ It is the Red Raiders' second four-game winning streak under Joey McGuire; the team finished the 2022 season with four straight wins.
- Gives Joey McGuire his first 3-0 start in Big 12 play.
→ It is the Red Raiders' first 3-0 start in conference play since starting the 2013 season 4-0.
- Gives Joey McGuire a 17-6 career record versus opponents that are unranked.
- Gives Joey McGuire a 6-9 record in games played away from Lubbock, Texas.
- Gives Texas Tech a 27-5-2 all-time record against Arizona.
→ Tonight's game marked the first matchup against the Wildcats since Sept. 14, 2019 (L, 28-14 at Arizona).
→ Tonight's game marked the first Big 12 game between the two programs since Arizona joined the league this past summer.
→ Tonight's game marked the first intraconference matchup between the two programs since Nov. 7, 1959. Tech and Arizona played as Border Conference foes from 1932-1959.

TEAM NOTES

- Texas Tech found itself in a one-possession game for the fourth time in its first six games; the Red Raiders move to 4-0 in those games and Coach Joey McGuire moves to 11-3 in his career in those games.
→ McGuire matches the 4-0 mark he had in one-possession games in 2022 through six games in 2024.
- The Red Raiders are off to their first 3-0 start in Big 12 play since the 2013 season; Tech started conference play 4-0 that year.
→ It would be the fifth 3-0 start in Big 12 play in program history. ('13, '08, '05, '98)
- The Red Raiders are off to their first 5-1 start since the 2013 season. The start was a focal point under third-year HC Joey McGuire as his teams started 3-3 over the first half of the season over the first two years.
- Texas Tech entered Saturday with the third-most first half points in the FBS scoring 135 first half points this season, behind Tennessee (149) and Ole Miss (137). The Red Raiders jumped out to an 18-3 lead at the break.
- The Red Raiders move to 12-2 under McGuire when owning the takeaway advantage, Texas Tech won the margin three to two and are +3 this season in turnover margin this season.
- Tech moves to 15-4 under McGuire when scoring first and moves to 16-2 under McGuire when owning the lead at halftime.
- Texas Tech turned two forced turnovers in the first half into 11 points, turning its first interception into a touchdown (and a 2-point conversion) and the next into a field goal as time expired in the first half. Tech turned its fumble recovery in the fourth quarter to seven more points. The Raiders have turned its last nine takeaways into points.
- Devynn Cromwell made his first start for the Red Raiders; he's the 33rd different player to make a start in 2024.
- Texas Tech's red zone defense held Arizona to 13 points on four trips. The Wildcats kicked two field goals and turned the ball over on downs while allowing one touchdown.

NOTING THE RED RAIDERS

OFFENSE

QB, Behren Morton (Jr.)

- Texas Tech is now 11-2 since the start of the 2023 season in games Behren Morton starts and finished.
- Morton continues to take care of the football with his fourth straight zero-interception game. Tech is 4-0 in those games. He's had 134 consecutive attempts without an INT.

RB, Tahj Brooks (Sr.)

- Brooks logged his 17th career 100-yard rushing game - it places him in solo third all-time behind Byron Hanspard (21) and James Gray (18).
- With 128 rushing yards, Brooks surpassed Ricky Williams (3,661) and now sits in third place with 3,731 yards.
- His 100-yard game is his 13th 100-yard game in his last 16 games played. He's rushed for at least 95 yards in 16 straight games.
- Has found the endzone at least once in 12 of his last 14 games.
- It's just the 2nd time of Brooks' career he's had back-to-back games with multiple rushing touchdowns - which dates back to facing Houston (2) and SFA (2) to start the 2021 season.
- Tonight he matched his career-high for rushing touchdowns with three. He previously set the high versus Murray State in 2022.
- His three rushing touchdowns pushed him to 35 career rushing touchdowns - it places him with the sixth-most rushing touchdowns in program history.
- Had the first fumble of 2024 on his 118th attempt of the season. It was the first fumble for Brooks since Oct. 21, 2023.

WR, Caleb Douglas (Jr.)

- Caught longest pass of Red Raiders' career, a 57-yard catch, on 1st and 20 from their own 12.
- First career 100-yard game, finishing with 116 receiving yards.

WR, Micah Hudson (Fr.)

- Set up Texas Tech's first touchdown of the game, catching the longest pass of his career, a 38-yarder, from Behren Morton to place the ball at the 3-yard line.

DEFENSE

LB, Jacob Rodriguez (R-Jr.)

- Recorded a sack for a loss of 16 yards in the first quarter.
- Deflected a pass that led to an interception (Q. Ledet).
- Forced the fumble in the fourth quarter, recovered by Brenden Jordan.
- Led Texas Tech with 13 tackles. It matched his career-high and was his fourth career double-digit tackle game of his career.

DL, Quincy Ledet Jr. (Sr.)

- Logged his first career interception in his 50th career game - returned it 20 yards to the Arizona 30-yard line.

DB, C.J. Baskerville (Sr.)

- Intercepted his second pass of the season, and fifth of his career - late in the second quarter.

SPECIAL TEAMS

K, Gino Garcia (Sr.)

- Went 2-for-2 on field goal attempts, connecting on the go-ahead 41-yarder with 2:21 left in the game.
- Moves to a perfect 10-for-10 this season.

MEDIA INFORMATION



MATT DOWDY
Assistant A.D.
806-928-5190
matthew.dowdy@ttu.edu



MATT BURKHOLDER
Director
559-862-3771
matt.burkholder@ttu.edu



CHRIS DUARTE
Associate Director
954-937-3254
chris.duarte@ttu.edu

TEXAS TECH ATHLETICS COMMUNICATIONS
East Stadium Building, Jones AT&T Stadium (Third Floor)
Office: (806) 742-2770 • Fax: (806) 742-1970
2508 6th Street • Lubbock, TX 79409
www.TexasTech.com/Media



CREDENTIAL REQUESTS

Please direct all credential requests to the online credential portal located at www.sportssystem.com/TexasTech. Confirmation of your request will be made upon review by Matt Dowdy. Credentials are limited to members of the working media who are assigned to cover Texas Tech Football. Credentials must be requested online by 5 p.m. Tuesday each week. All requests will be held for pickup until 5 p.m. Friday at the Athletics Communications office (third floor of Whitacre Athletic Center, East Stadium Building). Credentials not picked up by 5 p.m. Friday will be available at Media Will Call located on the northwest side of Jones AT&T Stadium.

WEEKLY MEDIA LUNCHEON

During the season, Texas Tech head coach Joey McGuire will host a weekly media luncheon inside the South End Zone, on the field club level. The event will be held each Monday during the regular season, excluding the bye week. McGuire will be joined each week by defensive coordinator Tim DeRuyter and offensive coordinator Zach Kittley. Lunch will be served at 11:30 a.m. each Monday followed by a 12:30 p.m. press conference.

WEEKLY AVAILABILITY SCHEDULE

In addition to the Monday press conference, select student-athletes will be available prior to practices each Tuesday inside the Sports Performance Center. Associate Coach Kenny Perry will speak first each Tuesday, followed by select players. All specific student-athlete requests should be submitted by 10 a.m. Monday each week during the season.

INTERVIEW REQUESTS

Please direct all interview requests for head coach Joey McGuire to Matt Dowdy; members of the Texas Tech coaching staff and student-athletes to Matt Dowdy or Matt Burkholder. Contacting student-athletes or coaches directly through text message or social media is strictly prohibited and could result in loss of credentials.

USE OF TEXAS TECH PHOTOGRAPHY

The use of Texas Tech photos is prohibited without prior approval from the athletics communications office. Texas Tech does not grant permission for use of its photos for social media content purposes. Texas Tech will provide courtesy headshots and action shots upon requests for editorial purposes.

VIDEO HIGHLIGHTS/NEWS CONFERENCE

Video from news conferences and games will be available to the media via YouTube. Broadcast quality video footage (game highlights, post-practice interviews, post-game interviews, etc) are available by request through the athletics communications office.

PHOTO REQUESTS

Please submit your requests to Chris Duarte.

COLLEGEPRESSBOX.COM

Collegepressbox is the official media website for Division I football. Access and download game notes, quotes, statistics, media guides, headshots, logos and more for all FBS schools, conferences, postseason games, awards and the College Football Playoff. For access, please register for an account at collegepressbox.com/register.

LIVE STREAMING

Live video streaming of any Texas Tech Athletics event, including news conferences, on ANY social media platform is strictly prohibited without prior approval from the athletics communications office.

USE OF AUDIO/VIDEO

Any media entity collecting any sort of "video or audio materials" (film, traditional video or audio, digital video or audio, photos, etc.) from Texas Tech University Athletics game events or press conference/media events may use that material only for traditional television newscasts, web-based or print coverage, or other electronic transmission as approved by the University in writing, with a limitation of up to three (3) minutes in length from any single event. Such media entity may not offer any live video, audio or other coverage of the event without the advance, written permission of Texas Tech University Athletics. This policy includes all games, matches and events involving any of Texas Tech's athletic programs. It includes all media events -- press conferences, pre/post-practice interviews and pre/post-game interviews. An exception would be a one-on one interview arranged through the Texas Tech Athletics Communications office with a Texas Tech, coach, athlete or administrator.

TEXAS TECH SPORTS NETWORK

The Texas Tech Sports Network from Learfield Sports will carry all the exciting action of Red Raider Football beginning with the season opener versus Abilene Christian and all the way through the bowl season. Brian Jensen (play-by-play) and John Harris (color analyst) return to the broadcast booth and will be joined on the sidelines by Chris Level (sidelines).

Fans outside the coverage area will once again be able to listen to Red Raider games live on the Internet through TexasTech+. By logging onto www.TexasTech.com, live play-by-play of Texas Tech Football is just a click away. The games also are carried on Sirius/XM Satellite Radio (channel varies).

All games will also be available on the Varsity Network App, available for download in your iTunes or Android store.

2024 RED RAIDER FOOTBALL AFFILIATES

CITY	STATION	FREQUENCY
Abilene/Haskell	KVRP-FM	97.1
Amarillo	KWWE-FM	102.9
Andrews	KACT-FM	105.5
Artesia, N.M.	KSVP-AM	990
Artesia, N.M.	KSVP-FM	93.7
Big Spring	KBST-FM	95.7
Big Spring	KBST-FM	103.9
Big Spring	KBST-AM	1490
Brownwood	KQBZ-FM	96.9
Dumas	KDDD-FM	95.3
Hereford	KPAN-FM	106.3
Hereford	KPAN-AM	860
Hobbs, N.M.	KEJL-AM	1110
Hobbs, N.M.	KEJL-FM	100.5
Lampasas	KCYL-AM	1450
Llano	KITY-FM	102.9
Lubbock	KJTV-FM	100.7
Lubbock	KJTV-AM	950
Lubbock	KTTU-FM	97.3
Lubbock	KXTQ-FM	106.5
Odessa-Midland	KNFM-FM	92.3
San Angelo	KNRX-FM	96.5
Seminole	KSEM-FM	106.3
Tyler	KTBB-FM	97.5
Waco	KWB2-HD2	94.5

SATELLITE RADIO

Sirius XM Radio	Ch. 953 (home call)
XM App	Ch. 160 or 199
Varsity App	Search "Texas Tech"



COVERING THE RED RAIDERS

14 MONDAY MEDIA LUNCHEON 11:30 a.m. PRESS CONFERENCE 12:30 p.m.	15 TUESDAY MEDIA AVAILABILITY 12:00 p.m.	16 WEDNESDAY NO AVAILABILITY	17 THURSDAY NO AVAILABILITY	18 FRIDAY NO AVAILABILITY	19 SATURDAY BAYLOR AT TEXAS TECH 3 p.m. CT Jones AT&T Stadium	20 SUNDAY NO AVAILABILITY
---	--	---	--	--	---	--

