



# Texas Tech RED RAIDER FOOTBALL

40 BOWL APPEARANCES // 11 CONFERENCE CHAMPIONSHIPS // 590 ALL-TIME VICTORIES

GAME

2



TEXAS TECH RED RAIDERS

0-1, 0-0 BIG 12

Jones AT&T Stadium (56,200) | Lubbock, Texas | 6 p.m. CT | FOX | Texas Tech Sports Network

VS

#13 OREGON DUCKS

1-0, 0-0 PAC-12



## 2023 SCHEDULE/RESULTS

Overall: 0-1 | Big 12: 0-0 | H: 0-0 | A: 0-1 | N: 0-0

### SEPTEMBER • (0-0)

2	at Wyoming	L, 33-35 (20T)	CBS
9	OREGON	6 p.m.	FOX
16	TARLETON STATE	6 p.m. Big 12 Now	
23	at West Virginia*	TBD	TBD
30	HOUSTON*	TBD	TBD

### OCTOBER • (0-0)

7	at Baylor*	TBD	TBD
14	KANSAS STATE*	TBD	TBD
21	at BYU*	TBD	TBD

### NOVEMBER • (0-0)

2	TCU*	6 p.m.	FS1
11	at Kansas*	TBD	TBD
18	UCF*	TBD	TBD
24	at Texas*	6:30 p.m.	ABC

### DECEMBER • (0-0)

2	Big 12 Championship	11 a.m.	ABC
---	---------------------	---------	-----

## TV: FOX

- Play-by-Play: Mark Followill
- Analyst: Mark Helfrich
- Producer: Max Leinwand



## RADIO: TEXAS TECH SPORTS NETWORK

- Play-by-Play: Brian Jensen
- Analyst: John Harris
- Sideline Reporter: Chris Level
- SiriusXM: Channel 83
- National Radio: ESPN Radio
- Mobile App: Varsity Network (Texas Tech)



## SOCIAL MEDIA: #WreckEm

- Twitter: @TexasTechFB
- YouTube: TexasTechAthletics
- Instagram: @TexasTech\_FB
- Facebook: TexasTechFootball

## TEXAS TECH COACHING STAFF

### SIDELINE

- Joey McGuire, Head Coach (Second Season)
- Zach Kittley, Offensive Coordinator/QBs (Second Season)
- Kenny Perry, Assoc. H.C./STs/RBs (Second Season)
- C.J. Ah You, Outside Linebackers (Second Season)
- Josh Bookbinder, Inside Linebackers (Second Season)
- Zarnell Fitch, Defensive Line (Second Season)
- Stephen Hamby, Offensive Line (Second Season)
- Justin Johnson, Passing Game Coord./WRs (First Season)
- Marcel Yates, Passing Game Coord./DBs (Second Season)

### PRESSBOX

- Tim DeRuyter, Defensive Coordinator (Second Season)
- Josh Cochran, Tight Ends (Second Season)

## TEXAS TECH RED RAIDERS

Rankings	AP: RV	Coaches: RV
Last Game	Lost at Wyoming, 33-35 (20T)	
Streak	Lost 1	
Head Coach	Joey McGuire	
Career Record	8-6 (2nd Season)	
Record at Texas Tech	Same	
Record vs. Oregon	First Meeting	

## OREGON DUCKS


Rankings	AP: 13	Coaches: 13
Last Game	Def. Portland State, 81-7	
Streak	Won 2	
Head Coach	Dan Lanning	
Career Record	11-3 (2nd Season)	
Record at Oregon	Same	
Record vs. Texas Tech	First Meeting	

## SATURDAY STORYLINES



### RED RAIDERS RETURN HOME TO HOST OREGON

Texas Tech will look to bounce back from a disappointing season opener Saturday as the Red Raiders host No. 15 Oregon in a 6 p.m. kickoff at Jones AT&T Stadium. Oregon represents the highest-ranked non-conference opponent to travel to Lubbock since No. 1 Nebraska came to town during the second week of the 1994 season. The Red Raiders will be looking to avoid their first 0-2 start since 1990 as Texas Tech fell at Wyoming this past weekend. The loss snapped a streak of 34-consecutive victories over non-power five nonconference foes.



### SHOUGH TO FACE FORMER SCHOOL IN OREGON

Tyler Shough will face off against his former school in Oregon where he spent three seasons prior to transferring to Texas Tech ahead of the 2021 campaign. Shough, who earned his undergraduate degree from Oregon and then his master's already at Texas Tech, is coming off his fifth career 300-yard game as he completed 31-of-47 passes for 338 yards and three touchdowns last weekend at Wyoming. In addition to Shough, defensive coordinator Tim DeRuyter, secondary coach Marcel Yates and outside linebacker Terrell Tilmon all spent time at Oregon.



### RED RAIDERS BACK UNDER THE LIGHTS

Red Raiders love a night game at Jones AT&T Stadium. Texas Tech was an impressive 6-1 a year ago in front of its home fans under as the Red Raiders will enter Saturday's tilt with Oregon riding a 23-game winning streak in home openers. That record includes a 3-1 mark in night games as the Red Raiders closed the 2022 season with victories over both Kansas and Oklahoma. Tickets for Saturday's game sold out as Texas Tech fans have purchased the primary ticket inventory for each of the first three home contests so far this season.

## RED RAIDERS BY THE NUMBERS

8

Jerard Bradley has now caught a career-high eight passes in each of his last three outings dating back to the end of the 2022 season. He is averaging 116.3 receiving yards per game during that stretch.

14

In his first game back as an inside linebacker, Jesiah Pierre set a career-high with 14 tackles last weekend at Wyoming. That total doubled Pierre's previous career high of seven from last season.

23

Texas Tech enters this weekend having won each of its last 23 home openers dating back to the start of the 2000 season. That is the longest streak in school history.

SERIES HISTORY



OREGON (0-2)

Date	Loc.	W/L	TTU	UO	Att.
Sept. 14, 1991	H	L	13	28	36,308
Sept. 19, 1992	A	L	13	16	28,361

TECH HOME OPENERS (Since 1975)

ALL-TIME RECORD: 68-27-3

Year	Opponent	W/L	TT	OPP
2022	Murray State	W	63	10
2021	Stephen F. Austin	W	28	22
2020	Houston Baptist	W	35	33
2019	Montana State	W	45	10
2018	Lamar	W	77	0
2017	Eastern Washington	W	56	10
2016	Stephen F. Austin	W	69	17
2015	Sam Houston State	W	59	45
2014	Central Arkansas	W	42	35
2013	Stephen F. Austin	W	61	13
2012	Northwestern State	W	44	6
2011	Texas State	W	50	10
2010	SMU	W	35	27
2009	North Dakota	W	38	13
2008	Eastern Washington	W	49	24
2007	UTEP	W	45	31
2006	SMU	W	35	3
2005	Florida International	W	56	3
2004	TCU	W	70	35
2003	SMU	W	58	10
2002	Mississippi	W	42	28
2001	New Mexico	W	42	30
2000	New Mexico	W	24	3
1999	North Texas	L	14	21
1998	Texas-El Paso	W	35	3
1997	Southwestern La.	W	59	14
1996	Utah State	W	58	20
1995	Missouri	W	41	14
1994	New Mexico	W	37	31
1993	Pacific	W	55	7
1992	Oklahoma	L	9	34
1991	Cal State Fullerton	W	41	7
1990	Houston	L	35	51
1989	Arizona	W	24	14
1988	North Texas	L	24	29
1987	Colorado State	W	33	24
1986	Kansas State	W	41	7
1985	New Mexico	W	32	31
1984	Texas-Arlington	W	44	7
1983	Texas A&M	W	3	0
1982	Air Force	W	31	30
1981	New Mexico	W	28	21
1980	Texas-El Paso	W	35	7
1979	Southern Cal	L	7	21
1978	Arizona	W	41	26
1977	New Mexico	W	29	14
1976	Colorado	W	24	7
1975	Florida State	W	31	20

Longest Win Streak: 23 Games (2000-Present)

Longest Losing Streak: 3 Games (1955-57)

TEAM NOTEBOOK

INSIDE THE OREGON SERIES

- This will be the third all-time meeting between Texas Tech and Oregon as the two schools will be meeting for the first time since completing a home-and-home series in 1992. The Ducks won both of those two games, topping the Red Raiders, 28-13, in Lubbock in the second game of the 1991 season and then 16-13 the following year in Eugene.
- Ironically, both of Texas Tech's previous two meetings with the Ducks were either preceded or followed by a matchup with Wyoming, the Red Raiders' week one opponent this season.
- Saturday's game is the first in a home-and-home series between Texas Tech and Oregon as the two schools will also meet in Eugene early in the 2024 season. Tech also has additional power-five matchups lined up in future years against the likes of Oregon State (2025-26), N.C. State (2017), Mississippi State (2028-29) and Arkansas (2030-31).
- This will be the 15th meeting between Texas Tech and a power-five opponent during the non-conference slate since the Red Raiders joined the Big 12 in 1996. During that span, the Red Raiders are 4-11 overall with wins over Arizona State (2017), Arkansas (2015) and Ole Miss (2002-03). Texas Tech is 2-2 in home games against power-five non-conference opponents after defeating not only Arizona State but also Ole Miss in 2002.

TEXAS TECH AGAINST POWER-FIVE NON-CON OPPONENTS

Year	Opponent	Result
2022	at #12 N.C. State	L, 14-27
2019	at Arizona	L, 14-28
2018	vs. Ole Miss	L, 27-47
2017	Arizona State	W, 52-45
2016	at Arizona State	L, 55-68
2015	at Arkansas	W, 35-24
2014	Arkansas	L, 28-49
2003	at Ole Miss	W, 49-45
2003	at N.C. State	L, 21-49
2002	#16 N.C. State	L, 48-51 (OT)
2002	Ole Miss	W, 42-28
2002	at #12 Ohio State	L, 21-45
1999	at Arizona State	L, 13-31
1997	at #5 Tennessee	L, 17-52

TECH VERSUS THE PAC-12 CONFERENCE

- Texas Tech is 39-19-2 all-time against current members of the Pac-12 Conference, which includes a 38-18-2 mark in regular-season games versus the league. Tech has played 10 of the 12 members of the Pac-12 over its history with the only exceptions being Stanford and UCLA.

CATEGORY	TECH	NCAA	BIG 12	UO	NCAA	PAC-12
Scoring Offense	33.0	59th	8th	79.0	1st	1st
Total Offense	431.0	49th	10th	729.0	1st	1st
Rushing Offense	93.0	101st	11th	348.0	5th	2nd
Passing Offense	338.0	17th	5th	381.0	11th	5th
Passing Efficiency	143.17	61st	9th	205.80	15th	3rd
Time of Possession	25:28	106th	12th	31:19	49th	5th
Scoring Defense	35.0	97th	11th	7.0	15th	2nd
Total Defense	320.0	62nd	9th	200.0	13th	1st
Rushing Defense	171.0	97th	13th	148.0	88th	10th
Passing Defense	149.0	37th	4th	52.0	5th	1st
Passing Efficiency Defense	109.16	49th	8th	78.34	13th	1st
QB Sacks Per Game	2.00	45th	7th	--	--	--
Tackles for Loss	6.0	46th	7th	3.0	100th	7th
Net Punting	44.75	22nd	6th	58.00	1st	1st
Punt Returns	8.00	43rd	6th	6.80	47th	4th
Kickoff Returns	22.50	39th	5th	--	--	--
Turnover Margin	1.00	23rd	6th	1.00	23rd	2nd

- Oregon represents the first Pac-12 opponent to travel to Lubbock since Arizona State visited Jones AT&T Stadium early in the 2017 campaign. The Sun Devils and Texas Tech split the home-and-home series throughout the 2016-17 seasons with each team defending their home field. Since then, Texas Tech also faced Arizona in Tucson in 2019, while the return home game in Lubbock was canceled due to the COVID-19 pandemic in 2020. Before the Arizona State series, Texas Tech had not faced a Pac-12 opponent in a regular-season contest since falling to the Sun Devils in 1999.

TEXAS TECH SERIES RECORDS VERSUS THE PAC-12

School	Record
Arizona	26-5-2
Arizona State	2-2
Cal	1-0
Colorado	5-5
Oregon	0-2
Oregon State	1-0
USC	0-3
Utah	2-0
Washington	0-2
Washington State	2-0

TEXAS TECH-OREGON CONNECTIONS

- There will be plenty of talk this week about **Tyler Shough** facing his former team but Texas Tech will have three others who previously spent time at Oregon, namely defensive coordinator **Tim DeRuyter**, defensive passing game coordinator **Marcel Yates** and sophomore outside linebacker **Terrell Tilmon**.
- DeRuyter and Yates spent the 2021 season at Oregon with both serving in similar capacities as currently at Texas Tech with DeRuyter as the defensive coordinator and Yates as the defensive passing game coordinator and secondary coach. Oregon compiled a 10-4 record during their lone season, which featured an appearance in the Pac-12 Championship and the Valero Alamo Bowl. The Ducks closed that season ranked fifth in the FBS with 17 interceptions and 26th nationally with 22 total takeaways.
- Tilmon spent two seasons at Oregon where he played in 15 games as both an outside linebacker and a tight end. He saw action in all 14 games for the Ducks as a true freshman in 2021 with the majority of snaps coming on special teams. He was in the outside linebacker room that season, which was coached by DeRuyter. Tilmon redshirted the 2022 season at Oregon before transferring to Texas Tech this past spring.
- On the Oregon staff, running backs coach **Carlos Locklyn** will be familiar with the Texas Tech offensive staff after



previously serving in a similar role at Western Kentucky in 2021 along Texas Tech offensive coordinator **Zach Kittley** and offensive line coach **Stephen Hamby**. The Hilltoppers produced one of the nation's top offenses that season, averaging 44.2 points per game behind record-setting quarterback Bailey Zappe. Western Kentucky ranked second in the FBS in 2021 for scoring offense as well as total offense per game.

- Yates has also worked with two members of the Oregon staff in co-offensive coordinator and wide receivers coach **Junior Adams** as well co-defensive coordinator and cornerbacks coach **Demetrice Martin**. Yates and Adams were previously on staff together at Boise State from 2014-15. Adams earned his first full-time coaching position with the Broncos as the wide receivers coach those two seasons, while Yates was Boise State's defensive coordinator and secondary coach. Yates left Boise State for Arizona after the 2015 season, while Adams stayed one more year in 2016.

- Yates and Martin, meanwhile, crossed paths for two seasons at Arizona during the 2018-19 seasons. Yates was the Wildcats' defensive coordinator those two seasons, while Martin served as cornerbacks coach.

- DeRuyter also worked alongside one member of the Oregon staff in defensive line coach **Tony Tuioti** while the two were at Cal during the 2017-18 seasons. DeRuyter was in his first two of four seasons as the Golden Bears' defensive coordinator, while Tuioti served first as outside linebackers coach in 2017 and then the defensive line coach in 2018.

- The Oregon staff also features one Texas Tech letterwinner in **Shaud Williams**, who is in his sixth season as an assistant strength and conditioning coach with the Ducks. Williams, an Andrews native, was the Big 12 Offensive Freshman of the Year for the Red Raiders in 1999 before transferring to Alabama following the 2000 season.

### TEXAS TECH IN HOME OPENERS

- The Red Raiders have been dominant in home openers during their history as Texas Tech is 77-18-3 all-time after winning each of its last 23 openers inside Jones AT&T Stadium. Texas Tech has not dropped a home opener since 1999 when North Texas, by then an FBS school, shocked the Red Raiders, 23-14, in the third game of the season.

- This will be the first time Texas Tech has faced a ranked opponent for its home opener since 1992 when No. 15 Oklahoma, then a member of the Big Eight Conference, defeated the Red Raiders, 34-9, in front of their home crowd.

- Texas Tech will be hosting an opponent from a power-five conference in its home opener for the first time since 2002 when Ole Miss traveled to Jones AT&T Stadium. Kliff Kingsbury bested an Eli Manning led Ole Miss team that afternoon in a 42-28 victory. The only other current power-five school to visit Lubbock for Texas Tech's home opener was TCU in 2004 when the Horned Frogs were members of Conference USA.

- Since 1980, Texas Tech is 39-4 in home openers with two of those losses coming to ranked opponents (1992 vs. No. 15 Oklahoma and 1990 vs. No. 18 Houston).

- Texas Tech has scored at least 40 points in 10 of its last 12 home openers. The Red Raiders, who are averaging 48.8 points per game in home openers since 2000, have scored 50 or more points in 10 of those games and 60 points five times, including a year ago in a 63-10 rout of Murray State in Joey McGuire's debut leading Texas Tech.

- Texas Tech has won each of its last 23 home openers, the majority of which being in a blowout fashion. The Red Raiders have averaged 30.7 points as their margin of victory over the course of the winning streak.

### RED RAIDERS AGAINST RANKED OPPONENTS

- The Red Raiders were 2-4 against ranked opponents a year ago with wins over then-No. 19 Texas in overtime as well as No. 25 Houston in double overtime. Texas Tech's victory over the Cougars marked its first over a ranked non-conference opponent since defeating No. 20 Arizona, 24-14, at home to start the 1989 season.

- The Red Raiders have knocked off at least one ranked opponent in 10 of the past 16 seasons entering this weekend. Texas Tech failed to record a top-25 win over a four-year stretch from 2014-17 and has since notched at least one victory over a ranked foe in three of the past five seasons, including two a year ago.

- With a win over Oregon, **Joey McGuire** would become the second head coach in school history to record three or more wins over ranked opponents within his first two seasons, joining only **Steve Sloan** (1975-77).

### TEXAS TECH RECENT TOP-25 VICTORIES (SINCE 2002)

Year	Opponent	Result
2002	at #23 Texas A&M	W, 48-47 (OT)
2002	#3 Texas	W, 42-38
2004	#23 Oklahoma State	W, 31-15
2004	vs. #4 Cal	W, 45-31
2005	#25 Oklahoma	W, 23-21
2007	#3 Oklahoma	W, 34-27
2008	#1 Texas	W, 39-33
2008	#8 Oklahoma State	W, 56-20
2009	at #15 Nebraska	W, 31-10
2010	#14 Missouri	W, 24-17
2011	at #1 Oklahoma	W, 41-38
2012	#4 West Virginia	W, 49-14
2012	at #21 TCU	W, 56-53 (3OT)
2013	#24 TCU	W, 20-10
2013	vs. #16 Arizona State*	W, 37-23
2018	at #15 Oklahoma State	W, 41-17
2019	#21 Oklahoma State	W, 45-35
2022	#25 Houston	W, 33-30 (2OT)
2022	#22 Texas	W, 37-34 (OT)

### TEXAS TECH'S NON-CONFERENCE SUCCESS

- Texas Tech will host one of its most-anticipated non-conference matchups in recent history this weekend when Oregon travels to Jones AT&T Stadium. The Ducks, ranked 15th in both preseason polls, will be the highest-ranked, power-five non-conference opponent to visit Lubbock since No. 1 Nebraska came to town during the second week of the 1994 season while a then-member of the Big Eight Conference. Texas Tech previously hosted No. 16 North Carolina State early in the 2002 campaign in another highly-anticipated matchup.

- The Red Raiders enter this weekend having won each of its last 15 non-conference games at home and 41 of its last 42 contests dating back to the 2002 season - its sole loss in that span coming against Arkansas on Sept. 13, 2014. The Red Raiders are also an impressive 48-2 overall in non-conference home games since moving to a spread offense in 2000.

- Texas Tech had previously won 34-consecutive regular season games at home or on the road against non power-five opponents prior to falling at Wyoming this past weekend. It marked the first time Texas Tech has dropped a non-conference game against a Group of Five foe since falling at No. 17 Houston, 29-28, early in the 2009 season. In addition, Texas Tech had not lost to an unranked, Group of Five opponent since New Mexico surprised the Red Raiders, 27-24, in 2004.

### IN THE NATIONAL RANKINGS

- Texas Tech was a preseason top-25 team for the first time since 2008 as the Red Raiders entered the season ranked No. 24 in the USA Today AFCA coaches poll. Texas Tech is also the

### THE LAST MEETING...



### OREGON 16, TEXAS TECH 13

Date: Sept. 19, 1992

Location: Eugene, Oregon | Attendance: 28,361

**Recap:** In what was the Red Raiders' first road game of the season and first-ever trip to Eugene, a late flurry by Texas Tech fell just short in a 16-13 loss. The Red Raiders drove 49 yards in the closing minutes to the 25-yard line. After three consecutive incompletions, Tech rolled the dice opting to go for it on fourth down versus attempting a game-tying field goal. Robert Hall's pass attempt to Derrell Mitchell toward the endzone was broken up with 22 seconds left, securing the win for Oregon. Texas Tech's defense played one of its best of games of the year in the loss, holding the Ducks to 5-of-14 on third downs. Lloyd Hill was the Red Raider standout on offense, catching five passes for 132 yards, including a 65-yd TD catch.

**RUSHING:** Texas Tech - Morris 13-41; Freeman 2-10; B. Hill 3-6; Hall 9-(-19)

**PASSING:** Texas Tech - Hall 16-37-1, 255, 1 TD

**RECEIVING:** Texas Tech - L. Hill 5-132; Mitchell 3-43; Marshall 2-30; Aylor 1-24; Morris 3-32; B. Hill 2-4

### TOP PERFORMERS vs. OREGON

#### PASSING

Yards:	255, Robert Hall (1992)
Completions:	17, Jamie Gill (1991)
Attempts:	37, Robert Hall (1992)
Touchdowns:	1, Robert Hall (1992)

#### RUSHING

Yards:	94, Anthony Lynn (1991)
Attempts:	22, Anthony Lynn (1991)
Touchdowns:	1, Anthony Lynn (1991)

#### RECEIVING

Yards:	132, Lloyd Hill (1992)
Receptions:	8, Anthony Stinnett (1991)
Touchdowns:	1, Lloyd Hill (1992)

#### DEFENSE

Tackles:	12, Tracy Saul (1991)
----------	-----------------------

Series Meetings: 1991, 1992

## ON THIS DATE...



## TEXAS TECH 24, ARIZONA 14

Date: Sept. 9, 1989

Location: Lubbock, Texas | Attendance: 35,940

**Recap:** Texas Tech welcomed a ranked non-conference opponent to Lubbock on a similar date in 1989 as the Red Raiders downed No. 20 Arizona behind 234 rushing yards and a pair of touchdowns from James Gray. The Red Raiders rushed for 396 yards in the season opener as Anthony Lynn added 85 yards and a touchdown on the ground as well. The Texas Tech defense, meanwhile, limited Arizona to only 187 yards of total offense en route to the start of an eventual nine-win season and appearance in the All-American Bowl versus Duke.

## TEXAS TECH ALL-TIME ON SEPT. 9

Year	Opponent	Result
2006	at UTEP	W, 38-35 (OT)
2000	North Texas	W, 13-7
1995	at #4 Penn State	L, 23-24
1989	#20 Arizona	W, 24-14
1978	at #9 USC	L, 9-17

## NEXT WEEKEND'S OPPONENT



Opponent	Tarleton State
Date/Time	Sept. 16 / 6 p.m.
Location	Lubbock, Texas (Jones AT&T Stadium)
TV	Big 12 Now on ESPN+
Ticket Status	Sold Out

## TARLETON STATE SERIES HISTORY (O-O)

Date	Loc.	W/L	TTU	TSU	Att.
First Meeting					

## SERIES NOTES

■ This will be the first all-time meeting between the Red Raiders and Tarleton State. Since 1978 when the NCAA divided its Division I schools into two divisions, Texas Tech has compiled a 26-1 all-time record against FCS opponents. All of those games have been played at Jones AT&T Stadium. Texas Tech has won its last 20-consecutive games against FCS foes dating back to the 1988 season. The NCAA renamed Division 1A and Division I-AA to FBS and FCS in 2006 to note the distinction in football programs.

■ Tarleton State head coach **Todd Whitten** began his coaching career as a graduate assistant at Texas Tech from 1988-89 under legendary head coach Spike Dykes. Whitten, now in his second stint at Tarleton's head coach, earned his master's degree in sports administration from Texas Tech in 2000. In addition to Whitten, the Tarleton State staff also features **Fred Tate**, the defensive line coach for the Red Raiders in 2012.

leading vote-getter among teams not in the Associated Press top-25 preseason poll. Updated rankings for both polls will be released Tuesday after the completion of week one games.

■ Texas Tech had not been ranked in either poll since Sept. 23, 2018, when the Red Raiders were No. 25 overall by the Associated Press. The Red Raiders were last in the coaches poll in 2013 when their undefeated start under Kliff Kingsbury placed them as high as No. 9 nationally before eventually dropping out following the Nov. 3 rankings.

■ The Red Raiders received votes in both polls to close the 2022 season as Texas Tech picked up 19 points in the Associated Press rankings and then 13 points in the AFCA top 25. Based on total points, the Red Raiders closed 2022 ranked at No. 31 in the AP poll and then No. 32 in the AFCA poll.

## THAT BOWL-WINNING FEELING

■ Texas Tech is coming off consecutive seasons with a bowl victory for the first time since the 2012-13 campaigns when the Red Raiders claimed the Meineke Car Care trophy (2012) and then the Holiday Bowl crown (2013). The Red Raiders, who routed Mississippi State to end the 2021 season at the AutoZone Liberty Bowl and then Ole Miss in the TaxAct Texas Bowl this past December, will look to extend that streak this fall, which has not been done previously over a three-year stretch since the 2002-04 campaigns.

■ Texas Tech, historically, is one of the most successful programs nationally with 40 all-time bowl appearances, which ranks in the top 25 of FBS history. A return to a bowl game in 2023 would mark Texas Tech's longest streak of consecutive postseason appearances since a school-record run of 11-straight years from 2000-10.

■ **Joey McGuire** became the second head coach in program history to lead the Red Raiders to a bowl game in each of his first two seasons as head coach, which placed McGuire in the same category as **Mike Leach**, who remains the all-time winningest coach with an 84-43 record from 2000-09.

## THE TEXAS BOWL GOOD LUCK CHARM

■ The Red Raiders' stay in Houston for the TaxAct Texas Bowl was one to remember, highlighted by a 42-25 victory over Ole Miss. Now, the hope is the win will translate the same way it has for the last three Big 12 schools to win the bowl game. Since the 2017 season, the last three Big 12 winners of the Texas Bowl have turned that momentum into an appearance in the conference championship game the next season.

■ In fact, **Joey McGuire** has seen this himself as he was part of a Baylor program that defeated Vanderbilt in 2018 and proceeded to finish 11-3 the next season with a loss to Oklahoma in the Big 12 Championship game and an appearance in the Allstate Sugar Bowl. Texas previously started the run in 2017, defeating Missouri in the Texas Bowl before a 10-4 season the following year and a loss to Oklahoma in the league title game. Kansas State, meanwhile, won the Texas Bowl in 2021 and then followed with a 10-4 record this past season, which featured a win over TCU in the Big 12 Championship.

## NEW LOOK BIG 12 ON TAP FOR 2023

■ The Big 12 Conference will welcome four new members this season as BYU, Cincinnati, Houston and UCF all joined this summer to bring the conference's membership up to 14 schools. The Red Raiders will face three of those schools as Houston and UCF will both visit Jones AT&T Stadium, while Texas Tech will make its first-ever trip to BYU.

■ While new to the Big 12, Houston has been a frequent opponent for the Red Raiders in recent years as the two schools completed a four-game non-conference series against each other in 2022. The Red Raiders, who topped Houston, 33-

30, in double overtime in 2022, have won 10 of the past 11 meetings against the Cougars as it will be the 35th all-time meeting between the two former Southwest Conference foes.

■ Texas Tech has a limited history with both BYU and UCF as it will be only the second all-time meeting with the Cougars (other was a 21-10 Tech win in 1940) and the first contest against the Knights. It will be the Red Raiders' first-ever trip to the state of Utah for a football contest.

## TECH FOURTH IN BIG 12 PRESEASON POLL

■ Texas Tech entered its second season under **Joey McGuire** picked to finish fourth overall, according to the Big 12 preseason poll of media members that was announced by the conference office in July. The preseason nod is the highest Texas Tech has been slotted by the media prior to a season since the Big 12 moved to a division-less format in 2011. Texas Tech received four first-place votes from the media, finishing fourth with 729 points behind only league favorite Texas (886 points), Kansas State (858 points) and Oklahoma (758 points).

■ Six different league schools received at least one first-place vote in the poll as Texas led the way with 41, while K-State gathered 14 and both Oklahoma and Texas Tech had four each. TCU was fifth in the preseason poll, only two points back of Texas Tech with 727 after receiving three first-place votes. Oklahoma State, picked to finish seventh overall, was the final school collecting a first-place vote.

■ Texas Tech sophomore wide receiver **Jerand Bradley** and super senior defensive lineman **Jaylon Hutchings** were named to the All-Big 12 preseason team that was determined by media members who cover the conference. This is the most-significant preseason accolade to date for both Hutchings and Bradley, who were each named honorable mention All-Big 12 selections following the 2022 season. The All-Big 12 preseason team was made up of 29 players from across the league's 14 teams.

## 2023 BIG 12 PRESEASON POLL (MEDIA VOTE)

SCHOOL (First Place Votes)	Points
1. Texas (41)	886
2. Kansas State (14)	858
3. Oklahoma (4)	758
4. Texas Tech (4)	729
5. TCU (3)	727
6. Baylor	572
7. Oklahoma State (1)	470
8. UCF	463
9. Kansas	461
10. Iowa State	334
11. BYU	318
12. Houston	215
13. Cincinnati	202
14. West Virginia	129

## NEW FACE IN TOWN BRINGING THE 'JUICE'

■ **Justin Johnson** is the lone new member to **Joey McGuire's** staff this season as he serves as assistant head coach, offensive passing game coordinator and wide receivers coach. Johnson, nicknamed "Coach Juice" throughout his career, arrived in Lubbock after a three-year stint at Baylor where he worked alongside McGuire during the 2020-21 seasons. Johnson has also worked at both Houston, his alma mater, and Kansas in full-time roles during his career.

■ The addition of Johnson brings in another assistant coach who is more than familiar with McGuire as he joins linebackers coach **Josh Bookbinder** and tight ends coach **Josh Cochran** who crossed paths with McGuire at Baylor. Head strength and conditioning coach **Lance Barilow** was also on the Baylor staff prior to his arrival in Lubbock in 2022.

## HOMETOWN PRIDE

■ Texas Tech will continue to recognize the hometowns of every student-athlete on its roster this season with a special decal on the back of each gameday helmet. The decal will feature a throwback Masked Rider logo with the area code associated with each student-athlete's hometown as part of an initiative started in 2022 by head coach **Joey McGuire**.

## WHAT RETURNS FOR THE RED RAIDERS

■ **Joey McGuire** will return the bulk of his production on both sides of the ball this season as Texas Tech boasts 16 returning starters, including 10 on offense and an additional six on defense. The list of returnees also features a pair of specialists as well in long snapper **Jackson Knotts**, a two-year starter, and punter **Austin McNamara**, who will enter 2023 on pace to snap the Texas Tech career punting average record. Additionally, Texas Tech boasted 26 other returners on both sides of the ball with starting experience, including 10 more on offense and six on defense.

■ As a team, Texas Tech's list of returners accounted for 322 career starts between both sides of the ball (165 offense, 157 defense) prior to the start of the season.

### WHAT RETURNS FOR THE RED RAIDERS BY PERCENTAGE

Category	Percentage
Rushing Yards	62.6%
Passing Yards	61.7%
Receiving Yards	87.8%
Scoring	55.1%
Total Offense	62.0%
All-Purpose Yards	80.1%
Tackles	47.2%
Tackles for Loss	49.5%
Sacks	46.8%
Interceptions	60.0%
Pass Breakups	73.7%
Forced Fumbles	70.0%
Fumble Recoveries	66.7%
Punt Return Yards	93.6%
Kickoff Return Yards	100%
Field Goals	0.0%
Punting Yards	100%

## EXCITEMENT AT ALL-TIME LEVEL FOR 2023

■ For months, **Joey McGuire** encouraged Red Raider fans to purchase their season tickets before it'd be too late. That time officially came in early August when Texas Tech announced it had officially sold out of season tickets for the 2023 campaign. In total, Texas Tech sold 31,649 season tickets for this season, which includes 6,511 new season tickets after an impressive debut for the Red Raiders under McGuire and his staff.

■ In addition, Texas Tech has already reached sellout status for its first three home games against Oregon, Tarleton State and then Houston in its Big 12 home opener. Texas Tech's capacity has been set for 56,200 for the 2023 season due to the ongoing construction on the south end zone portion of Jones AT&T Stadium.

■ Over his two seasons as head coach, Texas Tech has added more than 13,000 season tickets since McGuire's hiring in November 2021. Texas Tech previously sold 28,000 season tickets for McGuire's debut season in 2022, which, like this year's total, ranks among the top-10 highest season ticket counts in program history.

## NEW YEAR, NEW NUMBER

■ There will be a few Red Raiders debuting new jersey numbers this season, including several noticeable changes for the likes of **Bryce Ramirez**, **Dadrion Taylor-Demerson** and **Loic**

**Fouonji**, among others. Below is a full listing of the different Red Raiders who have changed jersey numbers this offseason.

### TEXAS TECH NUMBER CHANGES FOR 2023

Name	2023	Previous
Dadrion Taylor-Demerson	No. 1	No. 25
Jalon Peoples	No. 2	No. 12
Bryce Ramirez	No. 3	No. 54
Jordan Brown	No. 4	No. 86
Nate Floyd	No. 4	No. 17
Myles Cole	No. 6	No. 5
Coy Eakin	No. 8	No. 85
Jacob Rodriguez	No. 10	No. 13
Charles Esters III	No. 11	No. 49
Loic Fouonji	No. 11	No. 19
Ben Roberts	No. 13	No. 46
Joseph Adedire	No. 14	No. 43
Robert Wooten	No. 15	No. 51
Jayden York	No. 15	No. 89
Hayden Wiginton	No. 19	No. 87
James Grando	No. 37	No. 36
Jacob Mauch	No. 47	No. 61
Gage Elder	No. 48	No. 20
Cole Spencer	No. 70	No. 74

## FEW NEW POSITIONS, TOO

■ In addition to a few number changes for this season, Texas Tech will have several Red Raiders switching position rooms or to new spots.

### TEXAS TECH POSITION CHANGES FOR 2023

Name	2023	Previous
Tanner Allen	OL	DL
Myles Cole	OLB	DL
Jack Esparza	TE	WR
Nate Floyd	DB	WR
Monroe Mills	LT	RT
Jaden Morris	RB	QB
Jesiah Pierre	ILB	OLB
Jacob Rodriguez	Mike	Will
Caleb Rogers	RT	LT
Dennis Wilburn	RG	C
Robert Wooten	DL	OLB
Matthew Young	TE	ILB

## 60TH ANNIVERSARY OF THE DOUBLE T

■ This football season will mark the 60th anniversary of the iconic Double T appearing on the Texas Tech football helmet. The Double T, easily one of the most recognizable brands in all of college athletics, was first placed on a Red Raider football helmet in 1963 by then head coach J.T. King. Prior to the 1963 season, the individual player number had traditionally been placed on each side of the helmet.

## THROWBACKS PLANNED FOR TARLETON ST.

■ Texas Tech will once again turn to its past Sept. 16 against Tarleton State with a throwback uniform combination inspired from the 1960s. The popular uniform, inspired by images of Red Raider great Donny Anderson, features a Double T helmet, simple red jersey with white lettering and a white striped pant that remains one of the most-popular in the minds of Red Raider fans thanks in part to Anderson's legacy. Anderson, a member of the College Football Hall of Fame as well as the Texas Tech Ring of Honor, was a three-time All-Southwest Conference halfback from 1963-65 and a two-time All-American. His team in 1963 was the first in school history to don the iconic Double T on its helmet.

## MADE IN TEXAS



Since his arrival at Texas Tech, Joey McGuire has made it clear the Red Raiders will be built by the best talent the Lone Star State has to offer. Texas Tech boasts 90 players on its roster from the state of Texas alone, which leads all power-five programs and ranks second among all FBS programs in the state.

### NUMBER OF TEXAS NATIVES ON FBS ROSTERS

North Texas	98
Texas Tech	90
Sam Houston State	89
UTSA	89
Texas	87
SMU	83
Texas A&M	82
TCU	81
Baylor	76
Houston	76
UTEP	65
Rice	44

## DEGREES IN HAND

Texas Tech will enter the 2023 season with 20 student-athletes who are current college graduates, including five who have already earned their master's degree prior to this season.

Name	Degree
Tony Bradford Jr. (DL)	sociology, BS; interdisciplinary studies, MA
Myles Cole (OLB)	kinesiology, BS*
Baylor Cupp (TE)	university studies, BA
Jaylon Hutchings (DL)	kinesiology, BS; interdisciplinary studies, MA
Tyrique Matthews (LB)	university studies, BA
Austin McNamara (P)	sports management, BA
Monroe Mills (OL)	business management, BA
Landon Peterson (OL)	sports management, BA
Jesiah Pierre (LB)	university studies, BA
Bryce Robinson (LB)	kinesiology, BS
Tyler Shough (QB)	criminal justice, BS*; political science, BS*
	interdisciplinary studies, MA
Cole Spencer (OL)	marketing, BA*; business administration MA*; interdisciplinary studies, MA
Rusty Staats (OL)	interdisciplinary studies, BA*
Henry Teeter (TE)	university studies, BA
Cameron Watts (DB)	university studies, BA
Xavier White (WR)	university studies, BA
Dennis Wilburn (OL)	university studies, BA
Rayshad Williams (DB)	university studies, BA
Matthew Young (TE)	business marketing, BS*
	interdisciplinary studies, MA

\* indicates degree earned from prev. school

HEAD COACH JOEY MCGUIRE

JOEY MCGUIRE FILE

Hometown	Crowley, Texas
Education	Texas-Arlington '95 (Kinesiology)
Wife	Debbie
Children	Daughter: Raegan; Son: Garret

COACHING HISTORY

Year	Position
2022-present	Texas Tech Head Coach
2020-21	Baylor Assoc. Head Coach (Outside Linebackers)
2019	Baylor Associate Head Coach (Defensive Ends)
2017-18	Baylor Assistant Coach (Tight Ends)
2003-16	Cedar Hill High School Head Coach
1997-02	Cedar Hill High School Assistant Coach
1995-96	Crowley High School Assistant Coach

BOWL GAMES (4)

2022	TaxAct Texas Bowl
2021	Allstate Sugar Bowl*
2019	Allstate Sugar Bowl
2018	Academy Sports + Outdoors Texas Bowl

\* bowl came after he already accepted the Texas Tech position.

RECORD AGAINST OPPONENTS

Opponent	Overall	Home	Away	Neutral
Baylor	0-1	0-1	0-0	0-0
BYU	0-0	0-0	0-0	0-0
Houston	1-0	1-0	0-0	0-0
Iowa State	1-0	0-0	1-0	0-0
Kansas	1-0	1-0	0-0	0-0
Kansas State	0-1	0-0	0-1	0-0
Murray State	1-0	1-0	0-0	0-0
N.C. State	0-1	0-0	0-1	0-0
Oklahoma	1-0	1-0	0-0	0-0
Oklahoma State	0-1	0-0	0-1	0-0
Ole Miss	1-0	0-0	0-0	1-0
Oregon	0-0	0-0	0-0	0-0
Tarleton State	0-0	0-0	0-0	0-0
TCU	0-1	0-0	0-1	0-0
Texas	1-0	1-0	0-0	0-0
UCF	0-0	0-0	0-0	0-0
West Virginia	1-0	1-0	0-0	0-0
Wyoming	0-1	0-0	0-1	0-0

RECORD VERSUS CONFERENCES

Conference	Overall	Home	Away	Neutral
American	1-0	1-0	0-0	0-0
ACC	0-1	0-0	0-1	0-0
Big Ten	0-0	0-0	0-0	0-0
Big 12	5-4	4-1	1-3	0-0
Conference USA	0-0	0-0	0-0	0-0
FBS Independents	0-0	0-0	0-0	0-0
Mid-American	0-0	0-0	0-0	0-0
Mountain West	0-1	0-0	0-1	0-0
Pac-12	0-0	0-0	0-0	0-0
SEC	1-0	0-0	0-0	1-0
Sun Belt	0-0	0-0	0-0	0-0
FCS Opponents	1-0	1-0	0-0	0-0



HEAD COACH JOEY MCGUIRE

THE HALL OF FAMER

■ There likely isn't a power-five football program in the state of Texas with better ties to its high school coaches than at Texas Tech as McGuire hired six members of his charter coaching staff that have ties to the Texas High School Coaches Association (THSCA). McGuire, himself, is already a legend at the prep level as a member of the THSCA Hall of Honor and the Texas High School Football Hall of Fame.

■ McGuire, owner of three state titles as head coach of Cedar Hill High School in the Dallas-Fort Worth metroplex, was inducted into the THSCA Hall of Honor (THSCA) in 2020 and then the Texas High School Football Hall of Fame in 2022 in the months after accepting the Texas Tech position. McGuire is still an avid speaker at the annual THSCA Convention and regularly hosts clinics for high school coaches each year.

NOT THE ONLY COACH IN THE FAMILY

■ Turn on a television any weekend this fall and you could possibly see another McGuire roaming the sidelines as **Garret McGuire** is entering his first season as the wide receivers coach at Nebraska. The younger McGuire previously played under his father at quarterback at Cedar Hill High School before enjoying four years as a backup quarterback at Baylor. He joined the coaching profession immediately after, serving as an offensive assistant under new Nebraska head coach Matt Rhule while with the NFL's Carolina Panthers.

■ Garret isn't the only McGuire building an impressive career, either, as **Raegan McGuire** is a fashion designer for AMUR in New York City. Her designs have been worn by several high-profile figures, including Natalie Biden, the granddaughter of President Joe Biden, as well as Taylor Swift during her spring 2023 Eras Tour.

JOEY MCGUIRE, THE OFFICIANT

■ **Joey McGuire**, known as a players' coach, has added another title in recent years: officiant. He presided over the second wedding of a former player this past summer in defensive quality control assistant **James Lockhart**, who previously played for McGuire at Baylor. McGuire previously performed the wedding for **Sam Tecklenburg**, another former Baylor player, and is scheduled to do his third ceremony next April for quarterback **Tyler Shough** and his fiancée.

AN NFL FRONT OFFICE

■ Under McGuire, Texas Tech's personnel department resembles an NFL front office, a unique approach in the world of college football. Texas Tech's personnel department is overseen by general manager **James Blanchard**, who was McGuire's first hire after accepting the Texas Tech position. Blanchard has the ability to offer any potential recruit he and his staff feel will fit at Texas Tech, allowing McGuire's coaching staff to prioritize player development. Blanchard has been named top rising personnel and recruiting staffers in the country by the On3.com website.

■ Texas Tech's 2023 class was ranked as high as No. 23 nationally by Rivals as McGuire and his staff inked 28 high school prospects, a key component to the Red Raiders' recruiting philosophy. It marked the highest-ranked Texas Tech recruiting class in more than a decade.

■ Texas Tech has reaped the benefits of McGuire's ties to the state of Texas in the year following his hire as the Red Raiders have signed two of their best classes now in history. The 2022 class, boosted by McGuire's hiring in November 2021, was ranked as high as 39th nationally by Rivals, a steady improvement from its spot in the 70s prior to his hire.



THE BRAND

The core tenant under McGuire revolves around The Brand, which stands for his desire that the Red Raiders be the "toughest, hardest-working, most-competitive team in the country." On his final interview for the Texas Tech position, McGuire described his vision for the Red Raider program using The Brand, which President Lawrence Schovanec said "describes West Texas."



60 MINUTES OF US

McGuire issued a new challenge to not only his team this summer but to all of Red Raider Nation: can opponents handle "60 Minutes of Us?" The "us" in that equation is not only the Red Raiders on the field but one of the top homefield advantages in college football. Since then, the phrase has become a rallying cry for McGuire and Texas Tech as a whole entering the 2023 season.



TAKE THREE UNIVERSITY

McGuire, a defensive coach at heart, heavily utilizes the phrase "Take Three" as a program. The phrase has transformed into a rallying cry from the defense with in-house video production signaling "one," "two" or "three" each time the Red Raiders create a takeaway. McGuire, prior to each game, regularly wears a t-shirt designed for the defense that says "Take Three University."



## THE UNOFFICIAL HOME OF THE THSCA

Since his hire as Texas Tech's head coach, **Joey McGuire** has made it a point to brand the Red Raiders the "unofficial home of the Texas High School Coaches Association." Already a Hall of Famer, himself, McGuire has hired a charter staff filled with experience at both the collegiate and high school levels with four assistant coaches who have previous ties to the THSCA as well as a slew of support staff members.

### TEXAS TECH FOOTBALL STAFF WITH THSCA TIES

Name	THSCA Position
Joey McGuire	Cedar Hill Head Coach (2003-16)
Kenny Perry	Arlington Bowie (2006-12)/Halton City (2004-05)/Sam Houston (2000-03)
Josh Cochran	Lindale H.S. Asst. Coach (2015)
Zarnell Fitch	Lincoln H.S. Head Coach (2013) / Asst. Coach (2011-12)
Jah'Shawn Johnson (Defensive GA)	Ennis H.S. Asst. Coach (2020-21)
Brian Nance (Dir. of Scouting)	Temple H.S. Asst. Coach (2018)
Dave Martin (Dir. of Player Development)	Cedar Hill H.S. Asst. Coach (1999-03)

Texas Tech also has three current student-athletes on its roster whose fathers are prominent high school coaches in the state in Allen's Lee Wiginton, the father of sophomore wide receiver **Haydon Wiginton**, Amarillo Tascosa's Ken Plunk, the father of junior defensive back **Joseph Plunk** and Eastland's James Morton, the father of sophomore quarterback **Behren Morton**. Lee Wiginton is the past president of the THSCA.



### CEDAR HILL CONNECTIONS

- McGuire made his name in the coaching profession during his 14 seasons leading Cedar Hill High School in the Dallas-Fort Worth metroplex. McGuire has had five former Cedar Hill standouts on the Texas Tech roster already during his tenure, including three this season in sophomore outside linebacker **Charles Esters III**, redshirt freshman outside linebacker **Harvey Dyson III** and redshirt freshman defensive back **Jalon Peoples**. Peoples is the brother **Dimitri Moore**, who played his final season of collegiate eligibility under McGuire a year ago.
- While he did not graduate from Cedar Hill, **Jordan Brown** attended the high school up until his senior year as he was a freshman when McGuire departed for Cedar Hill. His older brother, Laquvionte Gonzalez, was on a Cedar Hill team under McGuire that played in the Class 6A state title game as a senior in 2012.

### NEWS & NOTES ON MCGUIRE...

- Texas Tech's first win of the 2023 season will mark McGuire's 150th as a head coach, combining both his success at Cedar Hill High School and at Texas Tech. McGuire was previously 141-42 over his 12 seasons leading Cedar Hill in the Dallas-Fort Worth metroplex from 2003-16 before moving to the college ranks as an assistant coach at Baylor from 2017 up until his hire at Texas Tech in November 2021.
- Entering his second season, McGuire will look to become only the second head coach in program history to lead the Red Raiders to bowl games in each of his first two seasons, joining the late **Mike Leach**, who pushed Texas Tech to a bowl game in each of his 10 seasons. McGuire previously became the eighth head coach in program history to lead the Red Raiders to a bowl game in his debut season a year ago and the 12th head coach to lead Texas Tech to a winning record in his first year.
- Texas Tech was previously a perfect 5-0 when creating two or more takeaways prior to its loss to Wyoming. Likewise, the Red Raiders were also previously 5-2 when giving up one or fewer turnovers per game as well.
- The Wyoming game marked the first overtime loss for the Red Raiders under McGuire, who has labeled similar close contests as "brand games" during his tenure. The Red Raiders were 3-0 in overtime games a year ago with wins over Houston, Texas and Oklahoma. The loss also dropped the Red Raiders to 4-1 in one-possession games under McGuire.
- McGuire's eight-win debut finished one victory shy for the most by a first-year head coach in program history as **Dell**

**Morgan** previously led the Red Raiders to a 9-2 record in 1941. In its now 99 seasons of football, Texas Tech has never had a head coach record at least eight wins in each of his first two seasons leading the Red Raiders.

- McGuire led the Red Raiders to a 5-4 record in Big 12 play, becoming the first head coach to notch a winning conference record (above .500) in his debut season since **David McWilliams** did so in 1986.

- The success the Red Raiders had in Big 12 play pushed Texas Tech to its most conference wins since 2009 and a fourth-place finish in the standings, its highest since the league went to a 10-team format in 2011. McGuire is the only head coach in program history to defeat both Texas and Oklahoma in the same season.

- Of the head coaches in Texas Tech's history, McGuire resembles **Spike Dykes** likely the best, not only for his charm and engaging personality but also his ties as a former high school head coach. Dykes spent a decade at the prep level with stops as an assistant in Eastland, Ballinger, San Angelo Central and then head coaching roles at Coahoma, Belton, Big Spring, Alice and Midland Lee.

### TEXAS TECH HEAD COACHES IN FIRST TWO SEASONS

Name	Years	Record	Perc.	Bowls
E.Y. Freeland	1925-26	12-2-5	.763	None
Grady Higgenbotham	1929	1-7-2	.200	None
Pete Cawthon	1930-31	9-9	.500	None
Dell Morgan	1941-42	13-7-1	.643	One
DeWitt Weaver	1951-52	10-11-1	.477	One
JT King	1961-62	5-15	.333	None
Jim Carlen	1970-71	12-11	.522	One
Steve Sloan	1975-76	16-7	.696	One
Rex Dockery	1978-79	10-10-2	.500	None
Jerry Moore	1981-82	5-16-1	.250	None
David McWilliams	1986	7-5	.583	One
Spike Dykes	1987-88	11-10-1	.523	None
Mike Leach	2000-01	14-11	.560	Two
Tommy Tuberville	2010-11	13-12	.520	One
Kliff Kingsbury	2013-14	12-13	.480	One
Matt Wells	2019-20	8-14	.364	None
Joey McGuire	2022-23	8-6	.571	One

## RECORD BREAKDOWN

	2023	Big 12	McGuire
Overall	0-1	0-0	8-6
at Jones AT&T Stadium	0-0	0-0	6-1
in Away Games	0-1	0-0	1-5
in Neutral Site Games	0-0	0-0	1-0
Day Games	0-0	0-0	3-3
Night Games (6 p.m. start or later)	0-1	0-0	5-3
vs. Top 25 teams	0-0	0-0	2-4
vs. Top 10 teams	0-0	0-0	0-2
vs. Unranked Teams	0-1	0-0	6-2
Scoring first	0-1	0-0	6-2
Opponents score first	0-0	0-0	2-4
Leading at halftime	0-1	0-0	6-2
Trailing at halftime	0-0	0-0	2-4
Tied at halftime	0-0	0-0	0-0
Leading after third quarter	0-0	0-0	7-1
Trailing after third quarter	0-0	0-0	1-3
Tied after third quarter	0-1	0-0	0-2
Overtime games	0-1	0-0	3-1
Scoring less than 20 points	0-0	0-0	1-2
Scoring 20-29 points	0-0	0-0	0-2
Scoring 30-39 points	0-1	0-0	2-2
Scoring 40-49 points	0-0	0-0	3-0
Scoring 50+ points	0-0	0-0	2-0
Allowing less than 20 points	0-0	0-0	3-0
Allowing 20-29 points	0-0	0-0	2-1
Allowing 30-39 points	0-1	0-0	2-3
Allowing 40+ points	0-0	0-0	1-2
Rushing for less than 100 yards	0-1	0-0	0-2
Rushing for 100-199 yards	0-0	0-0	5-4
Rushing for 200+ yards	0-0	0-0	3-0
Passing for less than 300 yards	0-0	0-0	3-3
Passing for 300-399 yards	0-1	0-0	3-3
Passing for 400+ yards	0-0	0-0	2-0
Totaling less than 300 yards of total offense	0-0	0-0	1-0
Totaling 300-399 yards of total offense	0-0	0-0	0-3
Totaling 400-499 yards of total offense	0-1	0-0	3-2
Totaling 500-599 yards of total offense	0-0	0-0	3-1
Totaling 600+ yards total offense	0-0	0-0	1-0
Allowing less than 100 yards rushing	0-0	0-0	3-0
Allowing 100-199 yards rushing	0-1	0-0	3-3
Allowing 200+ yds rushing	0-0	0-0	2-3
Allowing less than 200 yards passing	0-1	0-0	0-4
Allowing 200-299 yards passing	0-0	0-0	6-2
Allowing 300-399 yards passing	0-0	0-0	1-0
Allowing 400+ yards passing	0-0	0-0	1-0
Allowing less than 300 yards total offense	0-0	0-0	2-1
Allowing 300-399 yards total offense	0-1	0-0	1-1
Allowing 400-499 yards of total offense	0-0	0-0	2-4
Allowing 500+ yards of total offense	0-0	0-0	3-0
Leading turnover margin	0-1	0-0	4-1
Trailing turnover margin	0-0	0-0	4-5
Tied in turnover margin	0-0	0-0	0-0
Having 0 takeaways	0-0	0-0	2-2
Having 1 takeaway	0-0	0-0	1-3
Having 2 takeaways	0-1	0-0	3-1
Having 3 or more takeaways	0-0	0-0	2-0
Having 0 turnovers	0-0	0-0	3-0
Having 1 turnover	0-1	0-0	2-3
Having 2 turnovers	0-0	0-0	1-0
Having 3 or more turnovers	0-0	0-0	2-3
Leading in time of possession	0-0	0-0	6-2
When trailing in time of possession	0-1	0-0	2-4

SHOUGH BY THE NUMBERS...

CAREER STATS

PASSING	G	Cmp	Att	Int	Yds	TD	Lg	Pct	Avg/G	Effic.
2018*	3	0	0	0	0	0	0	.00	0.0	0.00
2019*	5	12	15	0	144	3	35	80.0	28.8	226.6
2020*	7	106	167	6	1,559	13	71	63.5	222.7	160.4
2021	4	64	92	3	872	6	75	69.6	218.0	164.2
2022	7	106	177	4	1,304	7	47	59.9	186.3	130.3
2023	1	31	47	1	338	3	33	66.0	338.0	143.2
Totals	27	319	498	14	4,217	32	75	64.1	156.2	150.8

RUSHING	G	Att	Yds	TD	Lg	Avg/C	Avg/G
2018*	3	0	0	0	0	0.0	0.0
2019*	5	2	11	0	13	5.5	2.2
2020*	7	66	271	2	33	4.1	38.7
2021	4	16	14	2	14	0.9	3.5
2022	7	72	269	4	36	3.7	38.4
2023	1	15	36	0	12	2.4	36.0
Totals	27	171	601	8	36	3.5	22.3

TOTAL OFF.	G	Rush	Pass	Total	Avg/G
2018*	3	0	0	0	0.0
2019*	5	11	144	155	31.0
2020*	7	271	1,559	1,830	261.4
2021 (TTU)	4	114	872	886	221.5
2022 (TTU)	7	269	1,304	1,573	224.7
2023	1	36	338	374	374.0
Totals	27	601	4,217	4,818	178.4

CAREER 300+ YARD PASSING GAMES

Date	Pass Yards	Opponent
Nov. 14, 2000	312	at Washington State
Nov. 21, 2020	334	UCLA
Sept. 18, 2021	399	FIU
Nov. 26, 2022	436	Oklahoma
Sept. 2, 2023	338	at Wyoming

CAREER 100+ YARD RUSHING GAMES

Date	Rush Yards	Opponent
Dec. 28, 2022	111	vs. Ole Miss

SINGLE-GAME CAREER HIGHS

Total Offense Attempts	64, vs. Ole Miss (2022)
Total Offense Yards	480, vs. Oklahoma (2022)
Pass Completions	31, twice, last at Wyoming (2023)
Pass Attempts	50, vs. Oklahoma (2022)
Pass Yards	436, vs. Oklahoma (2022)
Pass Touchdowns	4, 2x, last vs. FIU (2021)*
Longest pass	75, vs. Stephen F Austin (2021)
Had Intercepted	2, twice, last vs. Stephen F Austin (2022)*
Rush Attempts	25, vs. Ole Miss (2022)
Rush Yards	111, vs. Ole Miss (2022)
Rush Touchdowns	2, vs. Ole Miss (2022)
Long Rush	36, vs. Ole Miss (2022)

\* Indicates most recent high



QB TYLER SHOUGH

SHOUGH BACK FOR SIXTH SEASON

■ Tyler Shough entered the opening weekend of the college football season as Texas Tech's starting quarterback for a third-consecutive season, a rarity for the Red Raiders historically. It will be the fourth-consecutive year Shough has earned the starting nod under center dating back to the 2020 campaign when he was still attending Oregon.

■ Since the start of the 1980 season, Shough is only the fifth Texas Tech quarterback to start in three-consecutive season openers, joining the likes of **Jamie Gill** (1989-91), **Zebbie Lethridge** (1995-97), **Kliff Kingsbury** (2000-02) and **Graham Harrell** (2006-08).

■ That company of quarterbacks isn't likely a group Shough felt he'd join when he first arrived at Texas Tech. One of the top quarterback prospects as part of the 2018 class, Shough has openly said his hope was to have a successful debut season as a Red Raider in 2021 and parlay that into declaring for the NFL Draft. Unfortunately, injuries each of the past two seasons has derailed that plan, pushing Shough to return to Texas Tech for a sixth season as a college quarterback.

■ The journey to earning the starting nod didn't come without a few years of waiting for Shough at Oregon as he sat behind eventual first round selection **Justin Herbert** for his first two seasons with the Ducks. Herbert, the NFL AP Rookie of the Year in 2020 with the Los Angeles Chargers, was Oregon's starter in each of Shough's first two seasons with the Ducks prior to him being named the starter prior to the 2020 campaign.

**SHOUGH COMING OFF FIFTH 300-YARD GAME**

■ Shough opened this season with the fifth 300-yard passing game of his career as he completed 31-of-47 passes for 338 yards and three touchdowns against Wyoming. The performance pushed Shough to more than 4,000 career passing yards as he is completing 64.1 percent of his passes for 4,217 yards and 32 touchdowns between his time at Oregon and as a Red Raider. In addition, Shough has shown he can effectively use his legs as well with 171 carries for 601 yards and eight touchdowns. He's totaled six of those touchdowns during his two-plus seasons as a Red Raider alone.

■ Shough is 8-2 as Texas Tech's starting quarterback after leading the Red Raiders to wins in each of their final four games of the 2022 season. The Red Raiders were a perfect 5-0 in games Shough started in 2022 as he is now 12-5 over his career after previously finishing 4-3 in his lone season as Oregon's starter in 2020. Oregon ended that season with appearances in the Pac-12 Championship and the Fiesta Bowl.

■ Despite only five starts, Shough managed to total 269 rushing yards and four touchdowns on the ground in 2022,

marking the fourth-highest rushing total for a Texas Tech quarterback since 2000. He trailed only **Patrick Mahomes II** and his 456 rushing yards in 2015 and his 285 yards the following season as well as **Jett Duffey** and his 369 yards on the ground in 2018.

■ Shough was limited to only four games in 2021 after suffering a season-ending shoulder injury in the Big 12 opener at Texas. He had completed 69.6 percent of his passes to that point (64-of-92), throwing for 872 yards and six touchdowns in that span.

**THE TEXAS BOWL MVP**

■ Shough capped a strong end to the 2022 season by earning Most Valuable Player honors at the TaxAct Texas Bowl. Shough completed 24-of-39 passes for 242 yards and a touchdown in the win over Ole Miss, while also leading the Red Raiders on the ground via 25 carries for 111 yards and two additional scores. It marked the first time since 1976 where a Texas Tech quarterback reached the century mark with Red Raider great **Rodney Allison** was the last to do so versus Baylor.

■ Shough entered bowl season coming off possibly the best performance of his career as he completed 31-of-50 passes for 436 yards and two touchdowns, while also rushing nine times for 44 yards against Oklahoma. Shough set career highs for completions, attempts, passing yards, total offensive plays and yards of total offense in the win. It marked the second-most passing yards by a Big 12 quarterback on the season.

**ABOUT SHOUGH, OFF THE FIELD**

■ With the topic of Name-Image-Likeness so prevalent in college athletics, it'd be hard to ignore the success **Tyler Shough** has made in this area as the senior utilized a sponsorship agreement for his engagement ring to propose to his now fiancée, Jordan Wormdahl. The couple got engaged this past May as part of a summer vacation. Wormdahl is a former student-athlete, herself, as a soccer standout at the University of Oregon. The couple is expected to be married in April 2024 in a ceremony presided over by **Joey McGuire**.

■ Shough, a candidate for the Allstate AFCA Good Works Team this season, has stated multiple times this offseason that his recovery from injury the past two seasons is nothing compared to the battle his mother, **Dana Shough**, went through in overcoming cancer. Dana Shough was given only a few months to live after being diagnosed with breast cancer when Tyler was just a child. She is now celebrating 15-plus years as a cancer survivor. Tyler has used NIL to promote cancer research during his Texas Tech career through local t-shirt retailers.



## IT'S BROOKS TIME AT RUNNING BACK

For the past three seasons, Tahj Brooks and SaRoderick Thompson have formed one of the top 1-2 punches at running back in college football. With Thompson's departure, it's officially Brooks' time for the Red Raiders as the senior has totaled 1,514 rushing yards and 18 touchdowns over the past three seasons.

Brooks bested Thompson by only seven yards for the team rushing title in 2022, marking the second-consecutive year he has led the Red Raiders on the ground. Brooks, who had 691 rushing yards and seven touchdowns a year ago, will look to become the first Red Raider since Baron Batch (2008-10) to lead Texas Tech in rushing over three-consecutive seasons. In the process, he would become the ninth Red Raider since 1950 to lead the team in rushing in three different seasons.

### TEXAS TECH CAREER LEADERS FOR RUSHING YARDS

9. Larry Isaac (1973-76)	2,633
10. Baron Batch (2006, 2008-10)	2,501
11. Donny Anderson (1963-65)	2,280
Tahj Brooks (2020-present)	1,553

## OFFENSIVE NOTEBOOK

### HIGH-TEMPO OFFENSE UNDER KITTLEY

■ Texas Tech has returned to its high-scoring, high-tempo ways under second-year offensive coordinator and quarterbacks coach **Zach Kittley**, whose offense led the FBS with 1,094 total plays and 84.2 offensive plays per game a year ago. It marked the second-highest plays per game average in program history, trailing only the 87.4 clip the Red Raiders averaged in 2013.

■ Texas Tech ended the 2022 season averaging 34.2 points per game, which marked the 21st time in the past 22 years that the Red Raiders averaged at least 30.0 points per game. The average, the Red Raiders' highest clip since 2018, marked the second-highest scoring total for a first-year head coach in program history, trailing only the 35.8 clip the Red Raiders averaged in **Kliff Kingsbury's** debut season in 2013.

■ Kittley previously served in various roles under **Kliff Kingsbury** from 2013-17, rising from a student assistant to graduate assistant and assistant quarterbacks coach in his final three seasons. Kittley worked alongside Kingsbury in the development of **Patrick Mahomes II**, tutoring the future NFL MVP into becoming the nation's leading passer in 2016 and an eventual top-10 selection by the Kansas City Chiefs.

■ Mahomes is one of two NFL quarterbacks to tutor under Kittley as he spent three years mentoring **Bailey Zappe** at both Houston Baptist and Western Kentucky. Zappe, who heard his name called in the fourth round of the 2022 NFL Draft by the New England Patriots, set the NCAA FBS records for single-season passing yards (5,967) and passing touchdowns (62) as a senior for the Hilltoppers in 2021, both records that were previously held by former Red Raider **B.J. Symons** (2003).

■ Kittley, who turned 32 in August, ranks as the third-youngest power-five offensive coordinator in the country, trailing only a former assistant of his in Ben Arbuckle at Washington State as well as Charlie Weis Jr. at Ole Miss and Tommy Rees at Alabama. Kittley is the sixth-youngest offensive coordinator overall in the FBS.

### YOUNGEST OFFENSIVE COORDINATORS IN POWER FIVE

Name	School	Age
Ben Arbuckle	Washington State	27
Charlie Weis Jr.	Ole Miss	30
Tommy Rees	Alabama	31
Zach Kittley	Texas Tech	32
Nate Scheelhaase	Iowa State	32
Collin Klein	Kansas State	32
Garrett Riley	Clemson	33

### NO ONE IS MORE AGGRESSIVE

■ Much was said about **Joey McGuire's** aggressive approach to fourth downs in 2022 as Texas Tech finished 33-of-52 on conversion attempts, which ranked first nationally for both total successful conversions and attempts. The Red Raiders were third in the Big 12 and 16th nationally with a .635 conversion percentage.

■ Baylor was the only other FBS program to convert at least 30 fourth down attempts on the season as the Bears were 30-of-47 overall. There were only 11 total FBS programs with 20 or more conversions, in fact, as North Carolina closed the season ranked third after moving the sticks 25 times on fourth downs followed by Navy with 23 and then the quartet of SMU, Buffalo, Tennessee and West Virginia with 22.

■ For total attempts, Texas Tech again easily led the FBS as Baylor was second with 47 followed by a significant gap with Northwestern in third with 40, Navy in fourth with 38 and then five other schools with 37. In fact, there were only 22 other FBS programs that attempted the same number of fourth-down attempts as the Red Raiders had conversions (33) on the year.

■ Texas Tech converted 63.5 percent of its fourth down tries, resulting in 129 points and an astounding plus-78 advantage on the scoreboard in 2022. Failed fourth downs only resulted in 51 points for opponents, with seven of those not being the fault of the Red Raider defense as N.C. State took a fourth down interception back for a touchdown.

■ Texas Tech is 8-2 under McGuire when it was tied or leading the plus/minus scale on its fourth-down decisions with the lone losses coming at Oklahoma State and Wyoming.

### RED RAIDERS ON FOURTH DOWN ATTEMPTS IN 2023

Game	4th Downs	Pts. Gained	Pts. Lost	+/-
Wyoming	2-2	0	0	0
Oregon	--	--	--	--
Tarleton St.	--	--	--	--
West Virginia	--	--	--	--
Houston	--	--	--	--
Baylor	--	--	--	--
Kansas State	--	--	--	--
BYU	--	--	--	--
TCU	--	--	--	--
Kansas	--	--	--	--
UCF	--	--	--	--
Texas	--	--	--	--
<b>2023 Totals</b>	<b>2-2</b>	<b>0</b>	<b>0</b>	<b>0</b>
<b>2022 Totals</b>	<b>33-52</b>	<b>129</b>	<b>51</b>	<b>+78</b>
<b>2022 Two Games</b>	<b>2-3</b>	<b>7</b>	<b>0</b>	<b>+7</b>

## OFFENSIVE STAT NOTABLES

### CAREER 100+ RUSHING YARD GAMES

#### Tahj Brooks (4)

Date	Rush Yards	Opponent
Sept. 4, 2021	134	Houston
Sept. 11, 2021	103	Stephen F. Austin
Dec. 28, 2021	107	Mississippi State
Oct. 22, 2022	107	West Virginia

#### Tyler Shough (1)

Date	Rush Yards	Opponent
Dec. 28, 2022	111	Ole Miss

#### Xavier White (2)

Date	Rush Yards	Opponent
Oct. 3, 2020	113	Kansas State
Dec. 5, 2020	135	Kansas

### GAMES WITH A RUSHING TD

Player	'19	'20	'21	'22	'23	Career
Brooks, Tahj	--	3	5	4	1	13
Shough, Tyler	--	2*	2	3	--	7
White, Xavier	--	2	3	--	--	5
Price, Myles	--	1	1	--	--	2
Morton, Behren	--	--	--	2	--	2
Hutchings, Jaylon	--	--	--	1	--	1

### GAMES WITH MULTIPLE RUSHING TDs

Player	'19	'20	'21	'22	'23	Career
Brooks, Tahj	--	1	2	2	--	5
Shough, Tyler	-	-	-	-	1	1

\*Indicates games played prior to arrival at Texas Tech

### CAREER 100+ RECEIVING YARD GAMES

#### Jerand Bradley (3)

Date	Rec. Yards	Opponent
Sept. 3, 2022	108	Murray State
Oct. 8, 2022	119	Oklahoma State
Nov. 26, 2022	173	Oklahoma

#### Loic Fouonji (2)

Date	Rec. Yards	Opponent
Sept. 3, 2022	110	Murray State
Dec. 28, 2022	100	Ole Miss

#### Myles Price (1)

Date	Rec. Yards	Opponent
Nov. 13, 2021	175	Iowa State

#### Xavier White (3)

Date	Rec. Yards	Opponent
Aug. 31, 2018	107	Montana State
Oct. 1, 2022	120	K-State
Oct. 22, 2022	139	West Virginia

## OFFENSIVE STAT NOTABLES

## CAREER GAMES WITH A RECEIVING TD

Player	'19	'20	'21	'22	'23	Career
Bradley, Jerand	--	--	--	5	1	6
Price, Myles	--	1	2	2	1	6
White, Xavier	1	--	1	3	--	5
Fouonji, Loic	--	1	1	3	--	5
Sparkman, J.J.	--	--	2	1	--	3
Martinez, Nehemiah	--	--	--	2	--	2
Tharp, Mason	--	--	--	2	--	2
Cupp, Baylor	--	--	--	2	--	2
Brooks, Tahj	--	--	--	1	--	1
Boyd, Brady	--	--	--	1	--	1
Teeter, Henry	--	--	--	1	--	1
York, Jaden	--	--	--	--	1	1

## CAREER GAMES WITH MULTIPLE RECEIVING TDs

Player	'19	'20	'21	'22	'23	Career
Bradley, Jerand	--	--	--	1	--	1
Fouonji, Loic	--	--	--	1	--	1

## ALL-PURPOSE YARDAGE LEADERS

Player	APP Yards	Opponent
Jordan Brown	96	at Wyoming
Jerand Bradley	88	at Wyoming
Myles Price	73	at Wyoming
Tahj Brooks	51	at Wyoming

## BRADLEY, THE FRESHMAN ALL-AMERICAN

■ **Jerand Bradley** started his sophomore season much like he finished his freshman campaign from a year ago as he caught eight passes for 88 yards and a touchdown at Wyoming. The performance marked Bradley's third-consecutive game with a career-high eight catches as he is averaging 116.3 receiving yards per game during that stretch. His eight catches were tied for the second-highest total in the Big 12 through the first week of the season.

■ Bradley finished as the team leader with 744 receiving yards and six touchdowns in 2022, which made him only the sixth freshman since 1972 to lead the team in receiving yards, joining the likes of **Erik Ezukanma** (2019) newly-enshrined College Football Hall of Fame inductee **Michael Crabtree** (2007), **Taurean Henderson** (2002), **Sheldon Bass** (1994) and **Wayne Walker** (1985). Bradley also shared the team high with 51 receptions alongside **Myles Price**.

■ Bradley ended the year ranked third all-time among Texas Tech freshmen for single-season receiving yards, trailing only Crabtree's NCAA freshman record of 1,962 yards in 2007 as well as the 806 yards from **Alex Torres** in 2009.

■ Bradley led all Big 12 freshmen and ranked third among FBS freshmen for receiving yards overall, trailing only Coastal Carolina's **Jared Brown** (789 yards) and California's **J. Michael Sturdivant** (755 yards).

■ Bradley recorded three 100-yard receiving performances, which led all power-five freshmen nationally. He hauled in six catches for 108 yards and two touchdowns in the season opener against Murray State before adding eight catches for 119 yards and another score midway through the year at Oklahoma State. He wrapped the regular season with an impressive eight catches for 173 yards and a touchdown in the win over Oklahoma. Bradley's 173 receiving yards against the Sooners marked the most by an FBS freshman in 2022 and the most by a Red Raider freshman since Crabtree finished with 195 yards in Texas Tech's 2007 contest at Texas.

■ Bradley capped his successful season with a strong performance versus Ole Miss in the TaxAct Texas Bowl where he led the Red Raiders with eight catches for 88 yards and a touchdown. His eight receptions matched his career high.

## FBS FRESHMAN LEADERS IN RECEIVING YARDS (2022)

Name	School	Yards
Jared Brown	Coastal Carolina	789
J. Michael Sturdivant	California	755
Jerand Bradley	Texas Tech	744
Tetairoa McMillan	Arizona	702
Evan Stewart	Texas A&M	649

## PLENTY OF EXPERIENCE BACK UP FRONT

■ If there was a perceived weakness to the Red Raider offense in 2022, it was the inexperience along the offensive line as offensive coordinator **Zach Kittley** and offensive line coach **Stephen Hamby** were looking to reshape a unit that lost three starters from the previous year. Now, that same group could be seen as a major strength for the Red Raiders heading into 2023 as four of five starters return to go along with the signing of **Rusty Staats**, a 27-game starter at Western Kentucky.

■ Staats signing with the Red Raiders allows Kittley and Hamby to shift super senior **Dennis Wilburn**, who started all 13 games this past season at center, over one spot to right guard. Wilburn previously played exclusively at guard Hutchinson Community College before walking on with the Red Raiders in the spring of 2022 where he immediately shined. Wilburn was inserted into the center competition, ultimately winning the preseason battle.

■ The Red Raiders have made two other position changes this

season as the two starting tackles from a year ago - **Caleb Rogers** and **Monroe Mills** - will switch sides. Mills takes over at left tackle after starting in 10 games in 2022, while Rogers moves back to the right side where he was the primary starter in 2021.

■ Texas Tech also benefits from the return of super senior **Cole Spencer**, who missed the entire 2022 season after suffering an injury prior to the start of preseason camp. Spencer was one of the top signees early in McGuire's tenure as he chose to use his final year of eligibility at Texas Tech after making 44 career starts along the offensive line at Western Kentucky. Spencer teamed with Staats early in the time together at Western Kentucky, which was the former home to both Kittley and Hamby.

■ As a unit, the Texas Tech offensive line entered the 2023 season with 141 career starts as a group with Spencer leading the way with 44 over his career followed by Rogers (29), Staats (27), Wilburn (13), Mills (10), **Landon Peterson** (9), **Jacoby Jackson** (6), **Matt Keeler** (2) and **Ty Buchanan** (1). Peterson and Jackson were both regulars in the starting rotation this past season with Peterson earning eight starts at right guard with Jackson chipping in with six of his own.

■ Texas Tech's 141 career starts among its offensive line entered the 2023 season ranked sixth in the FBS and second in the Big 12, only behind Houston. The Red Raiders also boast 209 games played among its offensive linemen, a figure that leads the Big 12 and ranks 10th in the FBS.

## NCAA FBS OFFENSIVE LINE LEADERS IN CAREER STARTS

School	Starts
Florida State	214
Duke	179
Hawaii	178
Michigan	147
Houston	145
Texas Tech	141
West Virginia	132
Oklahoma State	130
Kansas	128

\* starts are reflective of totals entering 2023 season.

## NEWS AND NOTES ON THE OFFENSE

■ **Joey McGuire** placed both **Dennis Wilburn** and **Nehemiah Martinez** I on scholarship in the first team meeting of the spring semester, citing their emergence as significant contributors throughout the 2022 season. Wilburn was Texas Tech's starting center for all 13 games, while Martinez was fifth on the team with 32 catches for 394 yards and two touchdowns.

■ Texas Tech returns its top-five leading receivers from a year ago in **Jerand Bradley**, **Myles Price**, **Xavier White**, **Loic Fouonji** and **Nehemiah Martinez**, who all had at least 30 receptions and 350 receiving yards. The Red Raiders had 13 different receivers catch a touchdown in 2022, its most in a single season since 2009 when Tech had 14 different touchdown pass catchers.

■ Among its returning pass catchers, **Xavier White** may be the most dynamic as he's succeeded as both a running back and wide receiver over his Texas Tech career. Now in his final season, White is one of only two Red Raiders since 2000 to record multiple games with at least 100 rushing yards as well as two more 100-yard receiving performances. He joined **Taurean Henderson** on that list.

■ **Myles Price** leads all returning Red Raiders in career receptions and receiving yards as he has caught 124 passes for 1,406 yards over the previous three seasons. Price has totaled at least 500 receiving yards each of the past two seasons and shared the team-high for receptions a year ago with 51 alongside Bradley.



## TONY & JAYLON SHOW RETURNS

Texas Tech's prospects for the 2023 season got a boost this past December when the duo of **Jaylon Hutchings** and **Tony Bradford Jr.** announced their return for a final year of eligibility. The pair has formed one of the Big 12's top interior units the past four seasons as they have combined to make 73 starts between the two with 259 tackles, 44.5 tackles for loss and 19.5 sacks.

The duo combined for 66 pressures in 2022, according to *Pro Football Focus*, with Bradford leading the way with 35 followed by Hutchings with 31 of his own. The two combined to become one of only three FBS duos of interior defensive linemen to record 30 or more pressures each this past season. Hutchings was the third-highest graded interior defensive lineman (84.5) by PFF in the Big 12 last season and was ninth overall among his power-five counterparts. The nose tackle recorded 50 tackles on the season, which led all down-linemen, to go along with 5.5 tackles for loss and 1.5 sacks. He has 149 tackles for his career, including 18.5 tackles for loss and 7.5 sacks.

## DEFENSIVE NOTEBOOK

### ADD "RB" TO HIS NAME

■ Not many defensive linemen in college football have a carry on their career stat sheet, let alone three. **Jaylon Hutchings** can proudly boast he might be the rare exception, however, as he was used on two offensive snaps during the regular-season finale against Oklahoma a year ago. On the first play, he was targeted on a pass attempt that was out of his reach, but on the very next play Hutchings rushed the ball for a 1-yard touchdown. He also totaled nine yards on the ground in 2019 as part of two fake punt attempts. Hutchings, a former running back despite his size at Forney High School, was included prior to each of the last two seasons on the annual "Freaks List" column by Bruce Feldman of *The Athletic*.

### THE MAYOR

■ Now in his fifth year in Lubbock, **Tony Bradford Jr.** has earned a new nickname by head coach **Joey McGuire**: "The Mayor." The nickname is a result of Bradford's consistent presence in the West Texas community, a distinction that earned him national recognition last season as part of the Allstate AFCA Good Works Team. Bradford became the fourth Red Raider student-athlete all-time to be recognized on the Good Works Team.

■ Bradford is the driving force behind a Texas Tech football program that has committed more than 3,500 hours of community service the past three years alone, contributing to visits to local elementary and junior high schools, the Ronald McDonald House, the Texas Boys Ranch, South Plains Food Bank, Habitat for Humanity, Burgers and Badges and area children's homes.

■ In addition to his role in the community, Bradford has taken steps to advance his future career in law enforcement by serving as a security guard with the Texas Tech Police Department. Bradford, who lists becoming a police chief as his goal after football, has worked with the police department each of the past four springs to gain valuable knowledge of the profession. During the spring, Bradford will often go from a morning workout, to a class to potentially riding along with a member of the Texas Tech police department to protect his peers on campus.

■ Bradford was named the "honorary mayor" of Lubbock by actual city of Lubbock Mayor Tray Payne on Dec. 28, 2022, prior to the Red Raiders' victory over Ole Miss in the Texas Bowl. Bradford has since visited City Hall this past offseason in addition to being a regular at community events involving law enforcement agencies.

### COULD TECH BE DEEPER AT OLB?

■ After losing a top-10 draft pick in Tyree Wilson, the fact that Texas Tech could be potentially deeper in the outside linebacker room is impressive. Wilson was the highest-drafted Red Raider defensive player in school history this past April as the Las Vegas Raiders used the seventh overall pick to select the first team All-American.

■ In his place, Texas Tech will rely on the tandem of **Myles Cole** and **Steve Linton** to pair on the outside of interior defensive linemen **Tony Bradford Jr.** and **Jaylon Hutchings**. Cole resembles Wilson in size, measuring 6-6, 285 pounds with a wingspan at 86 inches, which is slightly longer than Wilson's impressive numbers from the NFL Combine (35 5/8-inch wingspan). Cole can also bend and move around tackles as the Texas Tech strength staff clocked him with a max speed of 20.3 mph this past summer.

■ Linton, meanwhile, will move to a rush end role after arriving this past spring from Syracuse. Linton, who has two seasons of eligibility remaining as a Red Raider, previously totaled 45 tackles with the Orange, including 8.5 tackles for loss and 4.5 sacks, despite playing more as a down lineman.

■ In addition, Texas Tech brings back sophomore **Joseph Adedire**, who made six starts late in the 2022 season as only a true freshman, as well as senior **Bryce Ramirez** and sophomores **Charles Esters III** and **Terrell Tilmon**.

■ Wilson, who was selected seventh overall by the Las Vegas Raiders, became the third rush end type player to be selected within the first 10 picks of the NFL Draft during defensive coordinator **Tim DeRuyter's** career. DeRuyter has coached 17 NFL Draft selections during his career now, which includes a pair of other defensive ends/edge linebackers like Wilson who were selected in the first round such as **Kayvon Thibodeaux** at Oregon and **Von Miller** at Texas A&M.

■ Thibodeaux became the first Oregon defensive standout to earn unanimous first team All-American accolades in 2021 before he was selected with the fifth overall pick in the 2022 NFL Draft by the New York Giants.

■ Miller, meanwhile, flourished under DeRuyter's direction with the Aggies, claiming the prestigious Butkus Award in 2010 as the nation's top linebacker. Miller garnered first team All-America honors for the second time in his career that season before eventually being selected No. 2 overall the next spring by the Denver Broncos during the 2011 NFL Draft. Since then, Miller has been selected to eight Pro Bowls, earned first team All-Pro honors three times and was tabbed the Most Valuable Player of Super Bowl 50.

## DEFENSIVE STAT NOTABLES

### CAREER 10+ TACKLE GAMES

Jesiah Pierre (1)

Date	Tackles	Opponent
Sept. 2, 2023	14	Wyoming

### GAME-BY-GAME TACKLE LEADERS

Opponent	Tackles	Player
Wyoming	14	Jesiah Pierre
Oregon		
Tarleton State		
West Virginia		
Houston		
Baylor		
Kansas State		
BYU		
TCU		
Kansas		
UCF		
Texas		

## NEWCOMER TRACKER

TRANSFERS	GP/GS
Rusty Staats	1/1
Braylyn Lux	1/1
Steve Linton	1/1
Drae McCray	1/0
Reese Burkhardt	1/0
Terrell Tilmon	1/0
Quincy Ledet Jr.	1/0
C.J. Baskerville	1/0

TRUE FRESHMEN	GP/GS
Brenden Jordan	1/1

## TEXAS TECH BOWL HISTORY

Texas Tech is looking to make its 40th postseason bowl appearance this season, which ranks among the top-25 programs all-time in bowl games played. The Red Raiders rank tied for third among current Big 12 Conference programs in bowl appearances.

SCHOOL	APPEARANCES
1. Alabama	70
2. Texas	58
Georgia	58
4. USC	56
Oklahoma	56
6. Tennessee	55
7. Nebraska	53
LSU	53
Ohio State	53
10. Penn State	52
11. Michigan	50
12. Florida	49
13. Florida State	47
13. Georgia Tech	46
Auburn	46
16. Arkansas	44
Clemson	44
18. Miami (Fla.)	43
Texas A&M	43
20. Washington	41
21. Texas Tech	40
Mississippi	40
West Virginia	40
BYU	40
25. Notre Dame	39

## MILESTONE VICTORIES

Texas Tech enters the 2022 season with 590 victories in its 98 complete seasons of football.

NO.	DATE	SCORE	OPPONENT	PLACE
1	Oct. 17, 1925	30-0	Montezuma	Lubbock
50	Sept. 29, 1934	24-7	McMurry	Lubbock
100	Oct. 3, 1941	16-6	Oklahoma A&M	Stillwater
150	Nov. 26, 1949	23-13	Hardin-Simmons	Lubbock
200	Sept. 17, 1960	38-14	West Texas State	Lubbock
250	Oct. 10, 1970	21-7	Texas A&M	College Station
300	Sept. 10, 1977	17-7	Baylor	Waco
350	Nov. 7, 1987	36-35	TCU	Lubbock
400	Dec. 27, 1995	55-41	Air Force	Tucson, Ariz.
450	Aug. 30, 2003	58-10	SMU	Lubbock
500	Nov. 1, 2008	39-33	No. 1 Texas	Lubbock
550	Nov. 14, 2015	59-44	Kansas State	Lubbock

Current All-Time Victories: 590 wins

## THE BRAND ON TEXASTECH+

The Brand is more than just a saying. It's a lifestyle. See how it played out for Joey McGuire and his program throughout preseason camp through The Brand: Season Two, airing now on TexasTech+, the official digital platform of Texas Tech Athletics. The new platform is available on AppleTV, Roku and any Amazon platform and features behind-the-scenes content from the Red Raiders and every Texas Tech program.

**TEXASTECH+**

## MAJOR SIZE BACK IN THE SECONDARY

■ It's really hard not to like the size Texas Tech returns in the secondary this season in 6-3 corners **Malik Dunlap** and **Rayshad Williams** as well as two rangy safeties in **C.J. Baskerville** and **Tyler Owens**. Baskerville also measures at 6-3 in height, while Owens is 6-2, giving Texas Tech what has to be one of the tallest secondaries in college football.

■ This is the sixth collegiate season for both Dunlap and Williams, who own similar journeys to Texas Tech after arriving as transfers. Dunlap arrived in Lubbock by way of N.C. State, while Williams came from the opposite coast at UCLA. Both corners experienced three years at their former schools prior to transferring to Texas Tech ahead of the 2021 season.

■ In his two-plus seasons as a Red Raider, Dunlap has used his size to become one of the top pass defenders in the country. He ranked second in the Big 12 and tied for 17th in the FBS in 2022 with 12 pass breakups, eventually earning him All-Big 12 second team honors by the conference coaches. His selection marked the third-consecutive year a Red Raider cornerback has garnered All-Big 12 accolades as **Zech McPhearson** was a first team selection in 2020, while **DaMarcus Fields** was recognized on the second team in 2021.

■ Dunlap and Williams are two of three regular starters back for the Red Raiders in the secondary, joining fellow super senior **Dadrion Taylor-Demerson**, who has made 25 starts over his career. Taylor-Demerson was recognized at the end of the 2022 season on the All-Big 12 second team compiled by *Pro Football Focus*, which uses primarily performance grading.

■ Owens, meanwhile, made two starts a year ago, including in the TaxAct Texas Bowl where he matched his career high with six tackles to go along with his first career interception. Owens ranked 29th on the annual Freaks List compiled by *The Athletic's* Bruce Feldman due to his overall athleticism with a vertical jump over 40 inches and a clocked running speed at more than 23 miles per hour in a game.

## PUTTING OUT THE FIRE

■ Texas Tech was one of the most-successful teams nationally in 2022 in limiting opponents in the red zone, all part of a philosophy by **Joey McGuire** and **Tim DeRuyter** to challenge the defense to "put out the fire." By putting out the fire, the Red Raiders strive to either create a takeaway, force a fourth-down stop or keep their opponent to only a field goal.

■ The Red Raiders, ultimately, led the Big 12 and ranked ninth in the FBS for red zone defense after opponents scored in 43-of-58 trips inside the 20. Among power-five teams, the Red Raiders ended the season ranked fifth overall in the category.

■ While no points are obviously the preference, Texas Tech was among the top teams in the country in limiting opponents

to only a field goal. In fact, 16 of the 43 red zone conversions by opponents were the result of a field goal, which led all power-five schools and ranked fourth in the FBS, trailing only Georgia Southern (18), Tulsa (17) and Hawaii (17).

■ Texas Tech, in particular, was especially steadfast in keeping opponents off the board over the final four games of the regular season as opponents converted only 11-of-23 (47.8 percent) of red zone appearances during that span. The Red Raiders' red zone defense went from being ranked No. 125 in the FBS after their eighth game versus Baylor, up to No. 84 after holding TCU to 3-for-6 on its trips to the red zone, before climbing to No. 45 after holding Kansas to 3-for-6 on its trips to the red zone and all the way up to No. 14 after holding Iowa State to 1-for-5 overall. Oklahoma converted on 4-of-6 trips to officially move the Red Raiders into the top 10 for red zone defense.

## NEWS AND NOTES ON THE DEFENSE

■ Texas Tech closed the 2022 campaign only allowing 29.2 points per game, marking its lowest average in more than a decade. The Red Raiders had not previously surrendered less than 30 points per game since 2009 when opposing offenses averaged 22.6 points.

■ The Red Raiders registered 16 of their 18 takeaways on the year over the course of their eight wins. That total included five forced turnovers in Texas Tech's win over Ole Miss in the TaxAct Texas Bowl.

■ Texas Tech was one of the most-opportunistic teams in getting in opposing backfields as the Red Raiders closed 2022 ranked tied for 20th in the FBS with 91.0 tackles for loss. It marked the Red Raiders' most tackles for loss in a season since 2003 when Tech totaled 92.0 thanks in part to **Adell Duckett's** school record 24.5 stops behind the line. Tech was tied for 18th in the FBS with 7.0 tackles for loss per game.

■ Texas Tech blocked four kicks in 2022, ranking tied for 10th-best in the FBS. The four blocks match the most in a season for the Red Raiders during the Big 12 era with the 2000 and 2020 squads, respectively. Tech has never had five in that time period.

■ The Red Raiders will look to replace their top two tacklers from a year ago in **Krishon Merriweather** and **Kosi Eldridge** with the duo of **Jesiah Pierre** and **Jacob Rodriguez**. Pierre will move from outside linebacker back to a spot inside after making 40 stops a year ago, including 7.0 for a loss and 4.5 sacks. Rodriguez, a former quarterback at Virginia in 2021, was a key reserve at linebacker for the Red Raiders as a sophomore in 2022, making 29 tackles, one forced fumble and 3.0 tackles for a loss.

## BRYCE RAMIREZ IS BACK

You'd be hard pressed to find a more inspiring story in college football this season than **Bryce Ramirez**. A former walk-on, Ramirez rejoined the team as a full participant to start preseason camp and played a significant role at Wyoming, an impressive feat after suffering a compound leg fracture in the third week of the 2022 season at N.C. State. The injury forced Ramirez to remain in Raleigh for several days to recover from multiple surgeries before he was allowed to return to Lubbock. Ramirez was making his first career start against the Wolfpack and had just recorded a key third-down tackle to end an N.C. State drive earlier in the first quarter.

Since then, Ramirez has been diligent in his recovery, spending countless hours with the Texas Tech medical staff in order to return to the field. A candidate for the Comeback Player of the Year Award, Joey McGuire announced in June that Ramirez had been selected to wear the coveted No. 3 jersey intended for the player who best resembles the traits of The Brand (the toughest, hardest-working, most-competitive team in the country).



**WATCH:** Follow Ramirez' recovery through Red Raider Life, airing exclusively on TexasTech+.



## THE BEST PUNTER IN ALL THE LAND

Already a fixture in the Big 12 and Texas Tech record books, Austin McNamara will look to wrap his Red Raider career this season by placing his name among the all-time NCAA FBS leaders for punting. McNamara's current 45.87 career punting average entering the 2023 season ranks 10th all-time in FBS history among punters with 150-249 career attempts. His average would snap the FBS record for punters with at least 250 career attempts.

### NCAA PUNTING AVERAGE ALL-TIME LEADERS (150-249 CAREER PUNTS)

1. Ryan Stonehouse (Colorado State, 2017-21)	47.77
...	
8. Trevor Daniel (Tennessee, 2015-17)	45.93
9. Quinn Sharp (Oklahoma State, 2009-12)	45.89
10. Austin McNamara (Texas Tech, 2019-present)	45.87
11. Trenton Gill (N.C. State, 2018-21)	45.82
12. Jake Camarda (Georgia, 2018-21)	45.81
Austin Rehkow (Idaho, 2013-16)	45.81



## SPECIAL TEAMS NOTEBOOK

### MORE RECORD BOOK TALK...

- Austin McNamara is already a fixture as one of the top punters in history as he is the school and Big 12 record holder for single-season punting average (48.2 in 2021) and longest punt (87). Following the 2022 campaign, McNamara has four of the top eight single-season averages in program history.
- Now, the Arizona native will look to cement his name as the top punter in conference history as he is tied for the Big 12 career record of 45.9 yards per punt that was set by Oklahoma State's Quinn Sharp from 2009-12. McNamara, who is averaging 45.9 yards per punt, himself, over the last four seasons, is also on pace to easily shatter the Texas Tech career record of 43.7 yards an attempt that was set by Taylor Symmank following the 2015 campaign.
- McNamara set the program record for single season punting average (48.2) in 2021 after booting 42 punts for 2,023 yards. It smashed the Tech single-season record of 46.8 that was set by Mark Bounds in 1991.
- By bombing eight punts of at least 50 yards in a single game, McNamara set a new single-game FBS record on Nov. 20, 2021 against Oklahoma State. The performance broke the previous FBS record of seven that was set by Colorado's Mark Mariscal in a 2002 home game against Southern California. McNamara averaged 56.4 yards per punt overall against the Cowboys, which finished just shy of the Texas Tech single-game record of 57.0 yards an attempt that was set by Alex Reyes in a 2004 win versus Baylor (only three attempts).
- McNamara set social media on fire midway through the 2020 season with his booming 87-yard punt against West Virginia, which marked the longest by an FBS kicker since 2017 and the longest in Texas Tech and Big 12 history. McNamara broke the Texas Tech single-game record for the longest punt that was previously set by R.W. Moyers in 1945 against West Texas State.

### MCNAMARA vs. RAY GUY WINNERS

- Over the course of his illustrious career, one accolade has somehow eluded McNamara: being named a finalist for the prestigious Ray Guy Award. That fact is disappointing knowing McNamara's numbers historically have measured up to the eventual winner of college football's top punting award.
- In its 23 years of existence, the Ray Guy Award has never presented its trophy to a winner who did not average at least 44.0 yards per punt that season. McNamara has compiled at least a 44.3 average in all four seasons as a Red Raider and is averaging 45.8 yards per attempt over his career, which is higher than seven previous winner's single-season total.

- McNamara averaged a school and Big 12 record 48.2 yards per punt as a junior in 2021, which is a higher average than all but two previous winners of the Ray Guy Award - Matt Araiza of San Diego State in 2021 (51.2) and Braden Mann of Texas A&M in 2018 (51.0). His average matched the clip of 2002 winner, Mark Mariscal of Colorado.
- According to the NCAA FBS record book, there is only one previous winner of the Ray Guy Award who finished with a higher career punting average than McNamara's current 45.87 clip. Max Duffy, the 2019 winner of the award, totaled a 45.96 average over his three seasons at Kentucky.
- McNamara's longest career punt of 87 yards is longer than any other previous winner of the Ray Guy Award. In fact, only four other previous winners had a punt go at least 80 yards in the year he won the award.

### GARCIA TAKES OVER KICKING DUTIES

- Gino Garcia was named Texas Tech's starting place kicker after a strong preseason camp. This is Garcia's second season as a Red Raider as he previously transferred to Texas Tech prior to the 2022 season following three seasons at Houston Baptist (now known as Houston Christian).
- The newcomer challenged Trey Wolff for starting kicker duties past the 2022 fall camp, to where he was listed "or" on the week one depth chart. Wolff, who left Texas Tech with the fifth-most made field goals in a career (42) after his four-year career, unseated Garcia for the position by week three in the 2022 season in a back-and-forth competition.
- Garcia was a 2021 first team honoree on the All-Southland Conference team. He was successful on 9-of-10 field goals, including ones from 59 and 48 yards. Garcia owns six career field goal makes of 48 yards or longer and has not missed an attempt since his career-long 59-yarder on Oct. 16, 2021. The 59-yard kick ranks fourth all-time in Southland Conference history for distance. For his career, Garcia went 32-for-46 in three seasons at HBU. Before his 90.0 percent connection rate last season, he went 5-for-10 in 2020 and 18-for-26 as a true freshman in 2019.
- Garcia was called on five times for field goals in the season opener against Wyoming as he connected from 54 yards and 27 yards out. His final field goal tied the game with 41 seconds remaining in the fourth quarter.
- In addition to Garcia, Texas Tech tabbed Reese Burkhardt, a transfer from UAB, to handle kickoff duties. Burkhardt, known for a strong leg, sailed each of his five kickoffs back for touchbacks in his debut against Wyoming.

## THE MCNAMARA RECORD BOOK

### TEXAS TECH SINGLE-GAME LONGEST PUNTS

1. Austin McNamara vs. West Virginia (2020)	87
2. R.W. Moyers vs. West Texas State (1945)	85
3. David Kuykendall vs. Arkansas (1975)	79
4. Buddy Hill vs. Tulsa (1954)	78
Ken Vinyard vs. Kansas (1966)	78
Johnny Odom vs. Boston College (1971)	78
Mark Bounds vs. Texas (1991)	78
8. Robert King vs. Rice (1992)	77
Robert King vs. Texas A&M (1993)	77
10. Johnny Odom vs. SMU (1970)	76
11. Johnny Odom vs. Texas (1970)	75
Maury Buford vs. Texas A&M (1978)	75
Robert King vs. Wyoming (1992)	75

### TEXAS TECH SINGLE-SEASON AVERAGE LEADERS

1. Austin McNamara (2021)	48.2
2. Mark Bounds (1991)	46.8
3. Austin McNamara (2020)	46.3
4. Taylor Symmank (2015)	46.0
5. Alex Reyes (2006)	45.2
6. Austin McNamara (2019)	45.0
7. Maury Buford (1981)	44.8
8. Austin McNamara (2022)	44.3
9. Maury Buford (1978)	44.1
10. Ryan Erxleben (2013)	43.0
Alex Reyes (2003)	43.0

### TEXAS TECH CAREER AVERAGE LEADERS

- Austin McNamara (2019-Present)	45.9
1. Taylor Symmank (2012-15)	43.7
2. Alex Reyes (2003-06)	43.3
3. Maury Buford (1978-81)	43.2
4. Robert King (1992-93)	42.6
5. Ryan Erxleben (2009, 2011-13)	41.9

### BIG 12 CONFERENCE SINGLE-GAME LONGEST PUNTS

1. Austin McNamara vs. West Virginia (2020)	87
2. Michael Turk (OU) vs. Texas (2021)	85
Tress Way (OU) vs. Utah State (2010)	85
4. Sam Koch (Neb) vs. Pittsburgh (2005)	84
5. Curtis Ansel (KU) vs. Baylor (2002)	83

### BIG 12 CAREER AVERAGE LEADERS (min. 100 punts, 2 seasons)

1. Quinn Sharp (Oklahoma State, 2009-12)	45.9
- Austin McNamara (2019-Present)	45.9
2. Michael Dickson (Texas, 2015-17)	45.3
3. Daniel Sepulveda (Baylor, 2003-06)	45.2
4. John Torp (Colorado, 2002-05)	44.9
5. Shane Lechler (Texas A&M, 1996-99)	44.7
6. Justin Brantly (Texas A&M, 2005-08)	44.4
7. Trevor Pardula (Kansas, 2013-14)	44.0
Tress Way (Oklahoma, 2009-12)	44.0
9. Nick O'Toole (West Virginia, 2013-15)	43.9

### BIG 12 SINGLE-SEASON AVERAGE LEADERS (min. 40 punts)

1. Austin McNamara (2021)	48.2
2. Mark Mariscal (Colorado, 2002)	47.6
3. Michael Dickson (Texas, 2017)	47.4
Michael Dickson (Texas, 2016)	47.4
5. Shane Lechler (Texas A&M, 1997)	46.9
6. Cameron Dicker (Texas, 2021)	46.7

## JONES AT&amp;T STADIUM

## STADIUM QUICK FACTS

First Game	Nov. 29, 1947
Result	Tech 14, Hardin Simmons 6
All-Time Stadium Record	273-151-6
First Game on Artificial Turf	Sept. 12, 1970
Result	Tech 21, Tulane 14
2023 Capacity	56,200
Surface (Year of Installation)	Hellas Matrix Helix (2023)
Luxury Suites	85
Club Seats	1,644
Winning Seasons	60


## HOME RECORDS

Most Points in Season	367 (2005)
Fewest Points in Season	20 (1928)
Most Points (Game)	120 vs. Wayland (1925)
Most Points Since 1950	80 vs. Sam Houston St. (2005)
Most Opponent Points	70, vs. Oklahoma St. (2015)
Most Combined Points	125 (OU 66, Tech 59, 2016)
Largest Margin of Victory	120, vs. Wayland (1925)
Largest Margin of Victory (Since 1950)	77-0, vs. Lamar (2018)
Home Wins in a Season	7 (1965, 2005, 2008)
Home Losses in a Season	5 (1944*, 1950)
Longest Home Winning Streak	13 Games (1939-42)*
Longest Home Losing Streak	6 Games (1943-44)*
Average Home Attendance	58,934 (2014)
Average Home Student Attendance	11,249 (2013)

\* indicates time period before Jones AT&T Stadium

## LARGEST CROWDS IN HISTORY

Attend	Game	Season
61,836	Tech vs. Oklahoma State	2013
61,283	Tech vs. TCU	2015
60,997	Tech vs. Texas State	2013
60,975	Tech vs. Texas	2022
60,961	Tech vs. Texas	2014
60,901	Tech vs. Oklahoma State	2017
60,879	Tech vs. Texas	2012
60,803	Tech vs. Texas	2016
60,800	Tech vs. Oklahoma	2012
60,778	Tech vs. Central Arkansas	2014
60,705	Tech vs. Baylor	2022
60,478	Tech vs. Oklahoma	2016
60,454	Tech vs. Oklahoma	2018
60,454	Tech vs. Texas	2018
60,454	Tech vs. Texas	2010
60,454	Tech vs. Oklahoma State	2010
60,277	Tech vs. Arkansas	2014
60,097	Tech vs. Stephen F. Austin	2016
60,073	Tech vs. Sam Houston State	2015
59,260	Tech vs. Iowa State	2011
59,014	Tech vs. Oklahoma	2014
58,955	Tech vs. New Mexico	2012
58,702	Tech vs. TCU	2013
58,547	Tech vs. Arizona State	2017
58,502	Tech vs. West Virginia	2014
58,416	Tech vs. Texas A&M	2011
57,733	Tech vs. Texas A&M	2009
57,528	Tech vs. SMU	2010
57,515	Tech vs. Louisiana Tech	2016
57,367	Tech vs. Iowa State	2013
57,205	Tech vs. Oklahoma State	2011
57,045	Tech vs. Iowa State	2017



## A \$230 MILLION INVESTMENT

## FUTURE HOME OF TEXAS TECH FOOTBALL

■ Texas Tech announced its largest investment into the Red Raider football program to date in July 2022 as the athletics department unveiled plans for a more than \$230 million facilities project to construct a new south end zone building to Jones AT&T Stadium, which will connect to the new Dustin R. Womble Football Center. The newly-constructed facilities will include over 300,000 combined square feet and blend world-class modern design and technology elements with Spanish architecture well known to Texas Tech supporters.

■ Construction crews officially began work on the project on Nov. 27, 2022, the day following Texas Tech's victory over Oklahoma to close the regular season. The first task was the removal of the historic Double T Scoreboard, the historic landmark that had rested atop the south end zone building since 1978. Construction will move solely into the south end zone area beginning in August in order to prepare for the 2023 season.

■ Texas Tech will relocate its coaches' offices to the third floor of the south end zone, which will overlook Cody Campbell Field at Jones AT&T Stadium and connect to both the Womble Football Center and the Sports Performance Center through a skybridge. Plans are for the Womble Football Center to be constructed on the same land that currently occupies the present Football Training Facility, featuring two stories in height as well as the expansion to Sixth Street to further increase the overall square footage of the facility.

■ Texas Tech will maintain its football strength and conditioning, sports medicine and equipment areas on the main level of the Womble Football Center as part of the new layout. The second floor will connect to the skybridge, housing many of the football program's meeting spaces, including individual position rooms and the Spike Dykes Team Meeting Room. This floor will also feature a revolutionary 6,000-plus square foot multi-purpose walkthrough area designed to allow for large-scale indoor team strategy implementation, instruction and technique evaluation.

■ Between the south end zone project and the Womble Football Center, the two facilities will contain space for both recruiting and players' lounges, a new player locker room, a television studio for gameday and social media content as well as a significant investment into technology through digital signage and displays.

## NEW TURF, LIGHTS AMONG 2023 ADDITIONS

■ In addition to the progress already made on the south end zone and Womble Football Center, Texas Tech has two additional enhancements already completed for the 2023

season as it installed a new artificial playing surface as well as a new LED lighting system this summer. The two projects are an estimated \$2.2 million.

■ Texas Tech contracted the services of Hellas for its next playing surface, which will be its Matrix Helix® turf, the company's latest technology that has been installed recently at several NFL facilities, namely The Star in Frisco and AT&T Stadium (Dallas Cowboys), SoFi Stadium (Los Angeles Rams), Allegiant Stadium (Las Vegas Raiders) and the University of Kansas Health System Training Complex of the Kansas City Chiefs.

■ The new lighting system, meanwhile, was designed by Musco, using its Total Light Control technology. This will provide Texas Tech the ability to utilize choreographed patterns designed to music during its pregame entertainment, in-between quarters and after touchdowns. The lighting system will greatly enhance the in-game fan experience, especially under the Jones AT&T Stadium lights where the Red Raiders have traditionally boasted one of the nation's top homefield advantages.

## MORE THAN \$100 MILLION IN DONATIONS

■ Director of Athletics Kirby Hocutt announced for the first time Aug. 23 that Texas Tech had reached its \$100 million milestone in fundraising for the transformative project. Despite already reaching its primary fundraising goal, Texas Tech will continue to seek philanthropic gifts to the project in order to help offset the remaining overall cost that was being funded by athletics department bonds and future revenue.

■ Fundraising for the project was boosted in October 2021 with Texas Tech University System Board of Regents member Dustin R. Womble provided a \$20 million lead gift that was the largest one-time gift, at the time, in athletics department history. Womble previously provided more than \$10 million to fund Texas Tech's state-of-the-art basketball practice facility that bears his name, which opened in May 2021 across from United Supermarkets Arena. He is the largest athletics donor in history.

■ Fellow Board of Regents member Cody Campbell, a former letterwinner for the Red Raiders under Mike Leach, followed with a \$25 million gift on Dec. 2, 2021. In recognition of the gift, Texas Tech named the Jones AT&T Stadium playing surface Cody Campbell Field in honor of the largest one-time contribution in the history of the athletics department. Campbell is a fourth-generation Red Raider who earned multiple All-Big 12 and Academic All-Big 12 honors during his playing career as an offensive lineman from 2001-04.


## TEXAS TECH COACHING STAFF

**ZACH KITTLEY**

Offensive Coordinator/Quarterbacks  
2nd Season at Tech  
Game Day Location: Sideline

**Career Breakdown:** Kittley returned to his alma mater to put together a strong debut season as the Red Raiders averaged 34.2 points per game and 461.4 yards of total offense per game despite using three different starting quarterbacks during the year. Kittley has worked with a pair of NFL quarterbacks during his short coaching career, first with Patrick Mahomes II at Texas Tech and then Bailey Zappe at both Houston Baptist and Western Kentucky.

Kittley has worked with a pair of NFL quarterbacks during his short coaching career, first with Patrick Mahomes II at Texas Tech and then Bailey Zappe at both Houston Baptist and Western Kentucky.

**KENNY PERRY**

Associate Head Coach/Special Teams  
Coordinator/Running Backs  
2nd Season at Tech  
Game Day Location: Sideline

**Career Breakdown:** Perry, a legendary high school head coach in the DFW metroplex, had one of the nation's top running back duos in 2022 to go with the reliability on special teams with punter Austin McNamara and kicker Trey Wolff. Perry spent 14 years as a high school head coach, finishing 67-22 over his final seven seasons at Arlington Bowie alone. He is a former member of the THSCA Board of Directors.


Perry spent 14 years as a high school head coach, finishing 67-22 over his final seven seasons at Arlington Bowie alone. He is a former member of the THSCA Board of Directors.

**JOSH BOOKBINDER**

Inside Linebackers  
2nd Season at Tech  
Game Day Location: Pressbox

**Career Breakdown:** Bookbinder was among Joey McGuire's first hires at Texas Tech after the two previously served on the defensive staff at Baylor (2019-21). Bookbinder mentored Krishon Merriweather during his debut season on the Texas Tech staff for a Red Raider defense that allowed less than 30.0 points per game for the first time since 2009. He is the grandson of legendary Baylor head coach Grant Teaff.


Bookbinder was among Joey McGuire's first hires at Texas Tech after the two previously served on the defensive staff at Baylor (2019-21). Bookbinder mentored Krishon Merriweather during his debut season on the Texas Tech staff for a Red Raider defense that allowed less than 30.0 points per game for the first time since 2009. He is the grandson of legendary Baylor head coach Grant Teaff.

**ZARNELL FITCH**

Defensive Line  
2nd Season at Tech  
Game Day Location: Sideline

**Career Breakdown:** Fitch, another one-time Texas High School Coaches Association member, is no stranger to the Big 12 as he previously served in a similar role at TCU prior to his arrival in Lubbock.

Fitch has mentored 13 players who have earned All-Big 12 honors during his career, a list that features two of Texas Tech's top returners in Tony Bradford Jr. and Jaylon Hutchings, who were one of only three FBS duos to record at least 30 pressures each in 2022.

**JUSTIN JOHNSON**

Assistant Head Coach/Passing Game  
Coordinator/Receivers  
1st Season at Tech  
Game Day Location: TBD

**Career Breakdown:** Johnson is the lone new member to Joey McGuire's staff as he arrives after spending the past three seasons at Baylor. Johnson oversaw the running backs room at both Baylor and then Houston, his alma mater, in 2019, but will return to coaching wide receivers with the Red Raiders. He previously was the wide receivers coach at Kansas in 2018, the same position he starred at during his own four-year career at Houston.


Johnson is the lone new member to Joey McGuire's staff as he arrives after spending the past three seasons at Baylor. Johnson oversaw the running backs room at both Baylor and then Houston, his alma mater, in 2019, but will return to coaching wide receivers with the Red Raiders. He previously was the wide receivers coach at Kansas in 2018, the same position he starred at during his own four-year career at Houston.

**TIM DERUYTER**

Defensive Coordinator  
2nd Season at Tech  
Game Day Location: Pressbox

**Career Breakdown:** DeRuyter arrived in Lubbock having served as a defensive coordinator or a head coach in each of the past 21 seasons. In his first season with the Red Raiders, Texas Tech allowed less than 30 points per game for the first time since 2009 and ranked in the top 20 nationally for tackles for loss behind future NFL first-round selection Tyree Wilson. DeRuyter was previously the head coach at Fresno State from 2012-16.


DeRuyter arrived in Lubbock having served as a defensive coordinator or a head coach in each of the past 21 seasons. In his first season with the Red Raiders, Texas Tech allowed less than 30 points per game for the first time since 2009 and ranked in the top 20 nationally for tackles for loss behind future NFL first-round selection Tyree Wilson. DeRuyter was previously the head coach at Fresno State from 2012-16.

**C.J. AH YOU**

Outside Linebackers  
2nd Season at Tech  
Game Day Location: Sideline

**Career Breakdown:** Ah You mentored Tyree Wilson to first team All-America honors during his debut season on the Red Raider staff as Texas Tech, behind Wilson and the emergence of Jesiah Pierre, ranked in the top 20 nationally for tackles for loss. His hiring marked his return to the Big 12 where he previously starred at Oklahoma (2005-06) before enjoying a six-year NFL career with the St. Louis Rams.

Ah You mentored Tyree Wilson to first team All-America honors during his debut season on the Red Raider staff as Texas Tech, behind Wilson and the emergence of Jesiah Pierre, ranked in the top 20 nationally for tackles for loss. His hiring marked his return to the Big 12 where he previously starred at Oklahoma (2005-06) before enjoying a six-year NFL career with the St. Louis Rams.

**JOSH COCHRAN**

Tight Ends  
2nd Season at Tech  
Game Day Location: Pressbox

**Career Breakdown:** Cochran shifted over to coach the tight ends under Joey McGuire after spending the previous two seasons as the co-offensive coordinator and offensive line coach at Austin Peay.


Cochran shifted over to coach the tight ends under Joey McGuire after spending the previous two seasons as the co-offensive coordinator and offensive line coach at Austin Peay.

**STEPHEN HAMBY**

Offensive Line  
2nd Season at Tech  
Game Day Location: Sideline

**Career Breakdown:** Hamby returned to West Texas following one season at Western Kentucky where he, along with new offensive coordinator Zach Kittley, helped build one of the top offenses in the country. Hamby a Texas Tech alum, starred on the offensive line as a Red Raider where he helped lead Tech to four-consecutive bowl appearances, including two trips to the Cotton Bowl. He served as a graduate assistant for Tech from 2013-15.

Hamby returned to West Texas following one season at Western Kentucky where he, along with new offensive coordinator Zach Kittley, helped build one of the top offenses in the country. Hamby a Texas Tech alum, starred on the offensive line as a Red Raider where he helped lead Tech to four-consecutive bowl appearances, including two trips to the Cotton Bowl. He served as a graduate assistant for Tech from 2013-15.

**MARCEL YATES**

Passing Game Coordinator/Secondary  
2nd Season at Tech  
Game Day Location: Sideline

**Career Breakdown:** Yates, a former defensive coordinator at both Boise State and Arizona, mentored three All-Big 12 selections in 2022, including a second-team honoree in Malik Dunlap, as Texas Tech surrendered its fewest passing yards per game since 2014. Yates arrived in Lubbock from Oregon where he was the secondary and passing game coordinator during the 2021 season. He has worked alongside defensive coordinator Tim DeRuyter each of the past three seasons at both Cal and Oregon.

Yates, a former defensive coordinator at both Boise State and Arizona, mentored three All-Big 12 selections in 2022, including a second-team honoree in Malik Dunlap, as Texas Tech surrendered its fewest passing yards per game since 2014. Yates arrived in Lubbock from Oregon where he was the secondary and passing game coordinator during the 2021 season. He has worked alongside defensive coordinator Tim DeRuyter each of the past three seasons at both Cal and Oregon.

## QUICK FACTS

## TEXAS TECH UNIVERSITY

Founded	1923
Enrollment	40,322
Nickname	Red Raiders
Chancellor	Dr. Tedd Mitchell
President	Dr. Lawrence Schovanec
Director of Athletics	Kirby Hocutt
Official Mascot	Masked Rider (horse and rider)
Unofficial Mascot	Raider Red (cartoon figure)

## TEAM HISTORY

First Season	1925
All-Time Record/Seasons	590-476-32/99th
All-Time Conference Record	283-261-10
Conference Championships	11
Bowl Appearances/Record	40 (16-23-1)

## STADIUM INFORMATION

Name	Jones AT&T Stadium
Capacity	60,454
Stadium Luxury Suites	85
Stadium Club Seats	1,644
Stadium Surface	FieldTurf (installed 2017)
Band	Goin' Band from Raiderland (400 members)

## TEAM INFORMATION

2022 Overall Record	8-5
Big 12 Record (Finish)	5-4 (4th)
Home Record	6-1
Road Record	1-4
Neutral	1-0
Lettermen Returning/Lost	45/19
Starters Returning/Lost (Offense)	10/1
Starters Returning/Lost (Defense)	6/5
Newcomers	42

## SUPPORT STAFF

Head Strength Coach	Lance Barilow (2nd Season)
Associate Strength Coach	Aaron Hall (2nd Season)
Associate Strength Coach	Brandon Lee (2nd Season)
Assistant Strength Coach	Brandyn Musgrave (2nd Season)
Assistant Strength Coach	Khalid Blount (1st Season)
Associate A.D./FB Admin.	Antonio Huffman (5th Season)
Director of FB Operations	Quintin Jordan (2nd Season)
General Manager	James Blanchard (2nd Season)
Director of Player Personnel	Brian Nance (2nd Season)
Director of Scouting	Sean Kenney (2nd Season)
Director of Player Development	Dave Martin (2nd Season)
Asst. Dir. Player Development	Sammy Morris (3rd Season)
Asst. Dir. of Ops & Recruiting	Harrison Hanna (2nd Season)
Dir. of Recruiting Operations	Kate Shealy (3rd Season)
Dir. of On-Campus Recruiting	Preslee Quisenberry (2nd Season)
Senior Offensive Analyst	Kirk Bryant (2nd Season)
Special Teams Analyst	Tyler Schovanec (2nd Season)
Defensive Quality Control	Ryan Conry (2nd Season)
Defensive Quality Control	James Lockhart (2nd Season)
Offensive Quality Control	Diego Ortiz (2nd Season)
Offensive G.A.	Lou Bunning (2nd Season)
Offensive G.A.	Trent Vasey (2nd Season)
Defensive G.A.	Jah'Shawn Johnson (2nd Season)

## BIG 12 CONFERENCE STANDINGS

	CONF	PCT.	OVERALL	STK
BYU	0-0	1.000	1-0	W1
Cincinnati	0-0	1.000	1-0	W1
Houston	0-0	1.000	1-0	W1
Iowa State	0-0	1.000	1-0	W1
Kansas	0-0	1.000	1-0	W1
Kansas State	0-0	1.000	1-0	W1
Oklahoma	0-0	1.000	1-0	W1
Oklahoma State	0-0	1.000	1-0	W1
Texas	0-0	1.000	1-0	W1
UCF	0-0	1.000	1-0	W1
Baylor	0-0	.000	0-1	L1
TCU	0-0	.000	0-1	L1
Texas Tech	0-0	.000	0-1	L1
West Virginia	0-0	.000	0-1	L1

## BIG 12 UPCOMING SCHEDULE

## FRIDAY, SEPTEMBER 8

Illinois at Kansas (ESPN2)	6:30 p.m.
----------------------------	-----------

## SATURDAY, SEPTEMBER 9

Utah at Baylor (ESPN)	11 a.m.
Troy at Kansas State (FS1)	11 a.m.
Southern Utah at BYU (Big 12 Now on ESPN+)	2 p.m.
Iowa at Iowa State (FOX)	2:30 p.m.
SMU at Oklahoma (SoonerVision on ESPN+)	5 p.m.
Duquesne at West Virginia (Big 12 Now on ESPN+)	5 p.m.
Cincinnati at Pittsburgh (The CW)	5:30 p.m.
Oregon at Texas Tech (FOX)	6 p.m.
Texas at Alabama (ESPN)	6 p.m.
UCF at Boise State (FS1)	6 p.m.
Houston at Rice (Network TBD)	6 p.m.
Nicholls at TCU (Big 12 Now on ESPN+)	7 p.m.
Oklahoma State at Arizona State (FS1)	9:30 p.m.

## SATURDAY, SEPTEMBER 16

Kansas State at Missouri (SECN)	11 a.m.
Iowa State at Ohio (ESPN2 or ESPN)	11 a.m.
Long Island at Baylor (Big 12 Now on ESPN+)	11 a.m.
Oklahoma at Tulsa (ESPN or ESPN2)	2:30 p.m.
Villanova at UCF (Big 12 Now on ESPN+)	5:30 p.m.
South Alabama at Oklahoma State (Big 12 Now)	6 p.m.
Tarleton State at Texas Tech (Big 12 Now)	6 p.m.
Miami (OH) at Cincinnati (Big 12 Now)	6 p.m.
Pitt at West Virginia (ABC)	6:30 p.m.
BYU at Arkansas (ESPN2)	6:30 p.m.
Wyoming at Texas (LHN)	7 p.m.
TCU at Houston (FOX)	7 p.m.
Kansas at Nevada (CBSSN)	9:30 p.m.

## SATURDAY, SEPTEMBER 23

UCF at Kansas State	TBA
BYU at Kansas	TBA
Texas Tech at West Virginia	TBA
Oklahoma at Cincinnati	TBA
SMU at TCU	TBA
Texas at Baylor	TBA
Oklahoma State at Iowa State	TBA
Sam Houston State at Houston (Big 12 Now)	6 p.m.

## OPPONENT SCHEDULES/RESULTS



## WYOMING COWBOYS

1-0, 0-0 MWC  
Sept. 2 • 6:30 p.m. CT  
Laramie, Wyo.

Date	Opponent	Time/Result
Sept. 2	Texas Tech	W, 35-33 (2OT)
Sept. 9	Portland State	3 p.m.
Sept. 16	at Texas	7 p.m.
Sept. 23	Appalachian State	6 p.m.
Sept. 30	New Mexico*	3 p.m.
Oct. 7	Fresno State*	TBA
Oct. 14	at Air Force*	6 p.m.
Oct. 28	at Boise State*	TBA
Nov. 3	Colorado State*	7 p.m.
Nov. 10	at UNLV*	9:45 p.m.
Nov. 18	Hawaii*	1 p.m.
Nov. 25	at Nevada*	8 p.m.



## OREGON DUCKS

1-0, 0-0 Pac-12  
Sept. 9 • 6 p.m. CT  
Lubbock, Texas

Date	Opponent	Time/Result
Sept. 2	Portland State	W, 81-7
Sept. 9	at Texas Tech	6 p.m.
Sept. 16	Hawaii	7 p.m.
Sept. 23	Colorado	TBA
Sept. 30	at Stanford	TBA
Oct. 14	at Washington	TBA
Oct. 21	Washington State	TBA
Oct. 28	at Utah	TBA
Nov. 4	California	TBA
Nov. 11	USC	TBA
Nov. 18	at Arizona State	TBA
Nov. 24	Oregon State	7:30 p.m.



## TARLETON ST TEXANS

1-0, 0-0 WAC  
Sept. 16 • 6 p.m. CT  
Lubbock, Texas

Date	Opponent	Time/Result
Sept. 2	at McNeese	W, 52-34
Sept. 9	North Alabama	6 p.m.
Sept. 16	at Texas Tech	6 p.m.
Sept. 23	Southwest Baptist	6 p.m.
Sept. 30	at SE Louisiana	3 p.m.
Oct. 7	Southern Utah	6 p.m.
Oct. 14	at Eastern Kentucky	2 p.m.
Oct. 21	Morehead State	6 p.m.
Oct. 28	at Central Arkansas	4 p.m.
Nov. 4	Stephen F. Austin	6 p.m.
Nov. 11	at Abilene Christian	2 p.m.



## WEST VIRGINIA

0-1, 0-0 BIG 12  
Sept. 23 • TBA  
Morgantown, W.Va.

Date	Opponent	Time/Result
Sept. 2	at Penn State	L, 38-15
Sept. 9	Duquesne	7 p.m.
Sept. 16	Pitt	8:30 p.m.
Sept. 23	Texas Tech	TBA
Sept. 30	TCU	TBA
Oct. 12	at Houston	8 p.m.
Oct. 21	Oklahoma State	TBA
Oct. 28	at UCF	TBA
Nov. 4	BYU	TBA
Nov. 11	at Oklahoma	TBA
Nov. 18	Cincinnati	TBA
Nov. 25	at Baylor	TBA



## HOUSTON COUGARS

1-0, 0-0 BIG 12  
Sept. 30 • TBA  
Lubbock, Texas

Date	Opponent	Time/Result
Sept. 2	UTSA	W, 17-14
Sept. 9	at Rice	6 p.m.
Sept. 16	TCU	7 p.m.
Sept. 23	Sam Houston	6 p.m.
Sept. 30	at Texas Tech	TBA
Oct. 12	West Virginia	6 p.m.
Oct. 21	Texas	TBA
Oct. 28	at Kansas State	TBA
Nov. 4	at Baylor	TBA
Nov. 11	Cincinnati	TBA
Nov. 18	Oklahoma State	TBA
Nov. 25	at UCF	TBA



## BAYLOR BEARS

0-1, 0-0 BIG 12  
Oct. 7 • TBA  
Waco, Texas

Date	Opponent	Time/Result
Sept. 2	Texas State	L, 42-31
Sept. 9	Utah	11 a.m.
Sept. 16	Long Island	11 a.m.
Sept. 23	Texas	TBA
Sept. 30	at UCF	TBA
Oct. 7	Texas Tech	TBA
Oct. 21	at Cincinnati	TBA
Oct. 28	Iowa State	TBA
Nov. 4	Houston	TBA
Nov. 11	at Kansas State	TBA
Nov. 18	at TCU	TBA
Nov. 25	West Virginia	TBA



## K-STATE WILDCATS

1-0, 0-0 BIG 12  
Oct. 14 • TBA  
Lubbock, Texas

Date	Opponent	Time/Result
Sept. 2	SEMO	W, 45-0
Sept. 9	Troy	11 a.m.
Sept. 16	at Missouri	11 a.m.
Sept. 23	UCF	TBA
Oct. 6	at Oklahoma State	6:30 p.m.
Oct. 14	at Texas Tech	TBA
Oct. 21	TCU	TBA
Oct. 28	Houston	TBA
Nov. 4	at Texas	TBA
Nov. 11	Baylor	TBA
Nov. 18	at Kansas	TBA
Nov. 25	Iowa State	TBA



## BYU COUGARS

1-0, 0-0 BIG 12  
Oct. 21 • TBA  
Provo, Utah

Date	Opponent	Time/Result
Sept. 2	Sam Houston	W, 14-0
Sept. 9	Southern Utah	12 p.m.
Sept. 16	at Arkansas	4:30 p.m.
Sept. 23	at Kansas	TBA
Sept. 29	Cincinnati	7:15 p.m.
Oct. 14	at TCU	TBA
Oct. 21	Texas Tech	TBA
Oct. 28	at Texas	TBA
Nov. 4	at West Virginia	TBA
Nov. 11	Iowa State	TBA
Nov. 18	Oklahoma	TBA
Nov. 25	at Oklahoma State	TBA



## TCU HORNED FROGS

0-1, 0-0 BIG 12  
Nov. 2 • 6 p.m. CT  
Lubbock, Texas

Date	Opponent	Time/Result
Sept. 2	Colorado	L, 45-42
Sept. 9	Nicholls	7 p.m.
Sept. 16	at Houston	7 p.m.
Sept. 23	SMU	TBA
Sept. 30	West Virginia	TBA
Oct. 7	at Iowa State	TBA
Oct. 14	BYU	TBA
Oct. 21	at Kansas State	TBA
Nov. 2	at Texas Tech	6 p.m.
Nov. 11	Texas	TBA
Nov. 18	Baylor	TBA
Nov. 24	at Oklahoma	11 a.m.



## KANSAS JAYHAWKS

1-0, 0-0 BIG 12  
Nov. 11 • TBA  
Lawrence, Kan.

Date	Opponent	Time/Result
Sept. 1	Missouri State	W, 48-7
Sept. 8	Illinois	6:30 p.m.
Sept. 16	at Nevada	9:30 p.m.
Sept. 23	BYU	TBA
Sept. 30	at Texas	TBA
Oct. 7	UCF	TBA
Oct. 14	at Oklahoma State	TBA
Oct. 28	Oklahoma	TBA
Nov. 4	at Iowa State	TBA
Nov. 11	Texas Tech	TBA
Nov. 18	Kansas State	TBA
Nov. 25	at Cincinnati	TBA



## UCF KNIGHTS

1-0, 0-0 BIG 12  
Nov. 18 • TBA  
Lubbock, Texas

Date	Opponent	Time/Result
Aug. 31	Kent State	W, 56-6
Sept. 9	at Boise State	8 p.m.
Sept. 16	Villanova	7:30 p.m.
Sept. 23	at Kansas State	TBA
Sept. 30	Baylor	TBA
Oct. 7	at Kansas	TBA
Oct. 21	at Oklahoma	TBA
Oct. 28	West Virginia	TBA
Nov. 4	at Cincinnati	TBA
Nov. 11	Oklahoma State	TBA
Nov. 18	at Texas Tech	TBA
Nov. 25	Houston	TBA



## TEXAS LONGHORNS

1-0, 0-0 BIG 12  
Nov. 24 • 6:30 p.m. CT  
Austin, Texas

Date	Opponent	Time/Result
Sept. 2	Rice	W, 37-10
Sept. 9	at Alabama	6 p.m.
Sept. 16	Wyoming	7 p.m.
Sept. 23	at Baylor	TBA
Sept. 30	Kansas	TBA
Oct. 7	vs. Oklahoma	TBA
Oct. 21	at Houston	TBA
Oct. 28	BYU	TBA
Nov. 4	Kansas State	TBA
Nov. 11	at TCU	TBA
Nov. 18	at Iowa State	TBA
Nov. 24	Texas Tech	6:30 p.m.

## NATIONAL AWARDS CANDIDATES



**TONY BRADFORD JR. (DL)**

Wuerffel Trophy Watch List  
2022 Allstate AFCA Good Works Team Member



**JERAND BRADLEY (WR)**

All Big 12 Preseason Team (Media)  
Biletnikoff Award Watch List  
Earl Campbell Tyler Rose Award Watch List



**TAHJ BROOKS (RB)**

Doak Walker Award Watch List  
Earl Campbell Tyler Rose Award Watch List  
Reese's Senior Bowl Watch List



**JAYLON HUTCHINGS (DL)**

All-Big 12 Preseason Team (Media)  
Bednarik Award Watch List  
Bronko Nagurski Trophy Watch List  
Lombardi Trophy Watch List  
Outland Trophy Watch List  
Reese's Senior Bowl Watch List



**AUSTIN MCNAMARA (P)**

Ray Guy Award Watch List



**TYLER SHOUGH (QB)**

Earl Campbell Tyler Rose Award Watch List  
Maxwell Award Watch List  
Reese's Senior Bowl Watch List

## INDIVIDUAL HONORS

### MYLES COLE (OLB)

Reese's Senior Bowl Watch List

### BAYLOR CUPP (TE)

Reese's Senior Bowl Watch List

### STEVE LINTON (OLB)

Reese's Senior Bowl Watch List

### TYLER OWENS (DB)

Reese's Senior Bowl Watch List

### MYLES PRICE (WR)

Reese's Senior Bowl Watch List

### BRYCE RAMIREZ (OLB)

Comeback Player of the Year Watch List

### CALEB ROGERS (OL)

Reese's Senior Bowl Watch List

### COLE SPENCER (OL)

Comeback Player of the Year Watch List

### RUSTY STAATS (OL)

Rimington Trophy Watch List  
Reese's Senior Bowl Watch List

### DADRION TAYLOR-DEMERTON (DB)

Reese's Senior Bowl Watch List

## UNIFORM TRACKER



Over the past decade, Texas Tech has been among the most innovative teams in the country related to team uniforms. The Red Raiders have multiple uniform combinations in their wardrobe and often do not use the same combination twice in a season. Here's a look at Texas Tech's record in various uniform combinations:

Helmet-Jersey-Pants	Record
Black-Black-Black	14-12
Black-White-Black	13-11
Black-Red-Black	14-3
White-White-White	11-7
Black-Red-White	4-0
Black-Black-White	4-4
Black-Red-Red	5-1
Black-White-White	1-5
Black-Gray-Black	1-0
Black-Black-Gray	1-0
Gray-Gray-Gray	1-0
Black-Black-Red	0-1
Black-White-Red	0-4
White-White-Red	0-2
White-White-Black	1-0
White-Black-White	2-2
White-Red-White	1-0
White-Red-Red	1-1
Gray-White-Gray	1-3
Red-Red-White	1-0
Red-White-White	1-1
Red-White-Red	1-3
Red-Red-Red	1-2
Red-White-Black	1-3
Red-Red-Black	0-1
Red-Black-White	0-1
Red-Black-Black	1-0
Black-White-Gray	0-1
Wounded Warrior (2010)	1-0
Wounded Warrior (2011)	0-1
Lone Star Pride (2012)	0-1
Lone Survivor (2013)	0-1
Lone Star Pride (2013)	0-1
Throwbacks - Black (2014)	0-1
White Ombre' (2014)	0-1
Lone Star Pride (2014)	0-1
Black Ombre' (2014)	0-1
Throwbacks - White (2015)	2-0
Throwbacks - Red (2017)	1-2
Throwbacks - White (2018-19)	1-1
Throwbacks - Black-Red-White (2020)	0-1
Throwbacks - Black-Black-Gray (2021)	0-1
Throwbacks - Black-White-Black (2022)	0-1
Throwbacks - Black-Black-Black (2022)	0-1
Throwbacks - Black-White-Red (2022)	0-1

## 2023 UNIFORM TRACKER

Wyoming Black-White-White

NATIONAL RANKINGS

ASSOCIATED PRESS (WEEK 2)

Team	Record	Points
1. Georgia (58)	1-0	1569
2. Michigan (2)	1-0	1485
3. Alabama	1-0	1424
4. Florida State (3)	1-0	1384
5. Ohio State	1-0	1308
6. USC	2-0	1255
7. Penn State	1-0	1212
8. Washington	1-0	1107
9. Tennessee	1-0	975
10. Notre Dame	2-0	967
11. Texas	1-0	935
12. Utah	1-0	919
13. Oregon	1-0	823
14. LSU	0-1	706
15. Kansas State	1-0	579
16. Oregon State	1-0	558
17. North Carolina	1-0	551
18. Oklahoma	1-0	426
19. Wisconsin	1-0	407
20. Ole Miss	1-0	379
21. Duke	1-0	343
22. Colorado	1-0	269
23. Texas A&M	1-0	267
24. Tulane	1-0	241
25. Clemson	0-1	141

**RECEIVING VOTES:** Iowa 73, UCLA 55, Arkansas 28, TCU 27, Kentucky 15, Pittsburgh 8, Mississippi State 5, Miami 4, NC State 4, Wyoming 3, Troy 3, Fresno State 3, Minnesota 3, Auburn 3, Texas State 2, Iowa State 2, Texas Tech 1, UCF 1, Illinois 1, Washington State 1, James Madison 1, Houston 1, Louisville 1

USA TODAY AFCA COACHES POLL (WEEK 2)

Team	Record	Points
1. Georgia (63)	1-0	1647
2. Michigan (1)	1-0	1534
3. Alabama (2)	1-0	1515
4. Ohio State	1-0	1422
5. Florida State	1-0	1388
6. USC	2-0	1283
7. Penn State	1-0	1216
8. Washington	1-0	1115
9. Tennessee	1-0	1099
10. Texas	1-0	957
11. Notre Dame	2-0	950
12. Utah	1-0	924
13. Oregon	1-0	904
14. LSU	0-1	738
15. Kansas State	1-0	630
16. North Carolina	1-0	546
17. Oklahoma	1-0	543
18. Oregon State	1-0	499
19. Wisconsin	1-0	445
20. Ole Miss	1-0	411
21. Clemson	0-1	287
22. Tulane	1-0	255
23. Texas A&M	1-0	236
24. Duke	1-0	222
25. Colorado	1-0	161

**RECEIVING VOTES:** Iowa 111, Pittsburgh 53, Kentucky 50, UCLA 44, TCU 40, Fresno State 30, Miami 22, Auburn 22, Arkansas 18, Maryland 14, Missouri 13, Troy 11, Oklahoma State 11, NC State 10, Illinois 9, Wyoming 8, Air Force 7, Washington State 7, Wake Forest 7, Minnesota 6, Mississippi State 5, South Carolina 4, Kansas 4, Texas Tech 3, SMU 3, UCF 3, Houston 2, UTSA 1, James Madison 1, Memphis 1, Michigan State 1, Louisville 1, Arizona 1

TEXAS TECH IN THE POLLS

WEEK	AP	COACHES	CFP
Preseason	RV	24	--
Week 2	RV	RV	--
Week 3	--	--	--
Week 4	--	--	--
Week 5	--	--	--
Week 6	--	--	--
Week 7	--	--	--
Week 8	--	--	--
Week 9	--	--	--
Week 10	--	--	--
Week 11	--	--	--
Week 12	--	--	--
Week 13	--	--	--
Week 14	--	--	--
Week 15	--	--	--
Week 16	--	--	--
FINAL	--	--	--

MISCELLANEOUS

THE LAST TIME TEXAS TECH WAS...

Ranked in AP Poll	Sept. 23, 2018 (No. 25)
Ranked in Coaches' Poll	Preseason 2023 (No. 24)
RV in the AP Poll	Preseason 2023 (RV)
RV in Coaches' Poll	Preseason 2023 (No. 24)

MISCELLANEOUS RECORDS:

Highest Ranking (AP):	No. 2 (Nov. 2-16, 2008)
Highest Ranking (Coaches):	No. 2 (Nov. 9-16, 2008)
Highest Final Ranking (AP):	No. 11 (1938, 1973)
Highest Final Ranking (Coaches):	No. 11 (1973)
Consecutive Weeks Ranked (AP):	20 (2004-06)
Consecutive Weeks Ranked (Coaches):	25 (2004-06)



Tyree Wilson became the third Red Raider since 2017 to be selected in the first round of the NFL Draft after he was picked seventh overall this past spring by the Las Vegas Raiders.

RED RAIDERS IN THE NFL

- There isn't a bigger star in the NFL currently than Texas Tech's own **Patrick Mahomes II**. The Red Raider gunslinger has transformed the NFL in only six professional seasons, claiming NFL MVP honors in both 2018 and 2022 before leading the Kansas City Chiefs to two Super Bowl titles in three appearances, winning the Lombardi Trophy in 2020 and 2022.
- With his first Super Bowl win over the San Francisco 49ers, Mahomes became the youngest player in history to be named NFL MVP and also win a Super Bowl. Mahomes, who at only 24 years of age, was tabbed Super Bowl MVP after leading the Chiefs to their second Super Bowl title in history and their first since 1970.
- In July 2020, Mahomes signed the richest contract in NFL history as he and the Chiefs agreed on a 10-year extension worth up to \$503 million. It marked the second time in school history where a Red Raider has signed the richest NFL contract as Ring of Honor member **Donny Anderson** previously did so with the Green Bay Packers upon being drafted in 1965.
- While maybe known for its offense in recent years, Texas Tech has had two first round draft picks from its defense in current Seattle Seahawk linebacker Jordyn Brooks and Las Vegas Raiders edge end Tyree Wilson. Wilson became the highest-drafted Red Raider in program history this past April after being selected seventh overall. Brooks, meanwhile, has led the Seahawks in tackles each of the past two seasons.

RED RAIDERS ON NFL CAMP ROSTERS

NAME (YEARS AT TECH)	NFL TEAM
Jack Anderson, OL (2017-20)	New York Giants
Jordyn Brooks, LB (2016-19)	Seattle Seahawks
Le'Raven Clark, OL (2012-15)	Pittsburgh Steelers
Keke Coutee, WR (2015-17)	Miami Dolphins
Cody Davis, DB (2009-12)	New England Patriots
*Dawson Deaton, OL (2018-21)	Cleveland Browns
Sam Eguavoen, LB (2011-14)	New York Jets
Erik Ezukanma, WR (2019-21)	Miami Dolphins
DaMarcus Fields, DB (2016-21)	Washington Commanders
Adrian Frye (2017-22)	New Orleans Saints
Kaylon Geiger, WR (2021)	Tampa Bay Buccaneers
Jakeem Grant, WR (2012-15)	Cleveland Browns
Kerry Hyder, DL (2009-13)	San Francisco 49ers
Patrick Mahomes II, QB (2014-16)	Kansas City Chiefs
*Zech McPhearson, DB (2019-20)	Philadelphia Eagles
Terence Steele, OL (2016-19)	Dallas Cowboys
SaRoderick Thompson (2018-22)	Seattle Seahawks
Broderick Washington Jr., DL (2016-19)	Baltimore Ravens
Marquis Waters (2021-22)	New York Jets
Tyree Wilson (2020-22)	Las Vegas Raiders

Key: \* Injured Reserve, # Practice Squad



GAME TWO DEPTH CHART

OFFENSE

QB	12	Tyler Shough	6-5	230	Sr.-2L
	2	Behren Morton	6-2	215	So.-1L
RB	28	Tahj Brooks	5-10	230	Sr.-3L
	0	Cam'Ron Valdez	5-9	205	So.-1L
Z	9	Jerand Bradley	6-5	220	So.-1L
	6	J.J. Sparkman	6-4	225	Jr.-2L
Y	1	Myles Price	5-10	190	Sr.-3L
	14	Xavier White	6-0	195	Sr.-3L
	20	Nehemiah Martinez I	5-9	205	Jr.-2L
H	10	Drae McCray	5-9	185	Jr.-TR
	13	Brady Boyd	6-1	205	Jr.-1L
X	11	Loic Fouonji	6-4	215	Sr.-3L
	4	Jordan Brown	5-11	185	Jr.-1L

DEFENSE

NT	95	Jaylon Hutchings	6-0	305	Sr.-4L
	5	Quincy Ledet Jr.	6-2	305	Sr.-TR
DT	97	Tony Bradford Jr.	6-1	300	Sr.-4L
	98	E'Maurion Banks	6-5	305	So.-SQ
EDGE	6	Myles Cole	6-6	280	Sr.-1L
	14	Joseph Adedire	6-3	265	So.-1L
WILL	8	Jesiah Pierre	6-2	240	Sr.-2L
	32	Tyrique Matthews	5-11	235	Sr.-4L
MIKE	10	Jacob Rodriguez	6-1	235	Jr.-1L
	-or- 13	Ben Roberts	6-3	230	Fr.-RS
	40	Wesley Smith	5-10	220	So.-1L
OLB	7	Steve Linton	6-5	235	Sr.-TR
	3	Bryce Ramirez	6-2	245	Sr.-1L
	-or- 17	Isaac Smith	6-6	260	So.-1L

SPECIAL TEAMS

P	31	Austin McNamara	6-4	210	Sr.-4L
	37	Brook Honore' Jr.	6-0	185	Fr.-RS
K	99	Gino Garcia	6-2	215	Sr.-RS
	38	Reese Burkhardt	6-1	205	Jr.-TR
LS	30	Jackson Knotts	5-11	190	Jr.-2L
	47	Jacob Mauch	6-3	220	Sr.-SQ
KO	38	Reese Burkhardt	6-1	205	Jr.-TR
	99	Gino Garcia	6-2	215	Sr.-RS
H	31	Austin McNamara	6-4	210	Sr.-4L

TE	80	Mason Tharp	6-9	270	Jr.-2L
	-or- 88	Baylor Cupp	6-6	260	Sr.-1L
	43	Henry Teeter	6-4	250	Sr.-2L
-or-	15	Jayden York	6-4	250	Jr.-1L
LT	71	Monroe Mills	6-6	315	Jr.-1L
	66	Matt Keeler	6-6	305	So.-1L
LG	70	Cole Spencer	6-4	300	Sr.-RS
	75	Jacoby Jackson	6-6	320	So.-1L
C	53	Rusty Staats	6-5	320	Sr.-TR
	65	Sheridan Wilson	6-5	300	Fr.-RS
RG	56	Dennis Wilburn	6-3	325	Sr.-1L
	72	Landon Peterson	6-6	300	Sr.-3L
RT	76	Caleb Rogers	6-5	310	Sr.-3L
	79	Ty Buchanan	6-6	310	So.-1L

STAR	9	C.J. Baskerville	6-3	215	Jr.-TR
	27	Brenden Jordan	6-0	215	Fr.-HS
	31	Joseph Plunk	5-10	180	Jr.-1L
CB	0	Rayshad Williams	6-3	215	Sr.-2L
	2	Jalon Peoples	5-11	185	Fr.-RS
	-or- 21	Cameron Watts	5-11	200	Sr.-2L
S	1	Dadriion Taylor-Demerson	5-11	195	Sr.-4L
	25	Chapman Lewis	6-1	180	Fr.-HS
S	18	Tyler Owens	6-2	210	Sr.-1L
	31	Joseph Plunk	5-10	180	Jr.-1L
	-or- 28	Jordan Sanford	6-0	195	Fr.-HS
CB	12	Bralyn Lux	5-11	175	Sr.-TR
	-or- 24	Malik Dunlap	6-3	220	Sr.-2L
	22	Maurion Horn	5-11	180	Fr.-RS

KR	4	Jordan Brown	5-11	185	Jr.-1L
	14	Xavier White	6-0	195	Sr.-3L
	1	Myles Price	5-10	190	Sr.-3L
	20	Nehemiah Martinez I	5-9	205	Jr.-2L
PR	1	Myles Price	5-10	190	Sr.-3L
	14	Xavier White	6-0	195	Sr.-3L

ACTIVE CAREER STARTS LEADERS

PLAYER, POS.	TTU	OVERALL
	GP/GS	GP/GS*
Jaylon Hutchings, DL	52/47	--
Caleb Rogers, DL	36/30	--
Tony Bradford Jr., DL	43/26	--
Rayshad Williams, DB	27/25	49/33
Dadriion Taylor-Demerson, DB	47/25	--
Myles Price, WR	33/22	--
Mason Tharp, TE	23/16	--
Jesiah Pierre, LB	25/14	38/14
Dennis Wilburn, OL	14/14	25/24
Malik Dunlap, DB	20/12	43/22
Tahj Brooks, RB	33/11	--
Jerand Bradley, WR	17/11	--
Monroe Mills, OL	11/11	13/11
Tyler Shough, QB	12/10	27/17
Landon Peterson, OL	26/9	--
Jacoby Jackson, OL	15/6	--
Baylor Cupp, TE	13/6	23/7
Joseph Adedire, OLB	13/6	--
Xavier White, WR	39/5	--
Loic Fouonji, WR	33/5	--
Nehemiah Martinez, WR	24/4	--
Behren Morton, QB	11/4	--
JJ Sparkman, WR	21/3	--
Henry Teeter, TE	25/3	34/3
Tyler Owens, DB	13/3	40/4
Isaac Smith, OLB	11/2	--
Matt Keeler, OL	16/2	--
Myles Cole, OLB	14/2	48/14
Jacob Rodriguez, LB	25/1	--
Brady Boyd, WR	12/1	21/1
Bryce Ramirez, LB	10/1	--
Ty Buchanan, OL	5/1	--
Cole Spencer, OL	1/1	47/45
Rusty Staats, OL	1/1	46/28
Bralyn Lux, DB	1/1	28/23
Steve Linton, OLB	1/1	30/3
Brenden Jordan, DB	1/1	--
Drae McCray, WR	1/0	23/22
Quincy Ledet Jr., DL	1/0	32/18
C.J. Baskerville, DB	1/0	23/11

\* total starts / Texas Tech + previous D1 institution

CONSECUTIVE STARTS LEADERS

PLAYER, POS.	CONSECUTIVE STARTS*
Jaylon Hutchings, DL	47
Caleb Rogers, OL	30
Dennis Wilburn, OL	14
Tony Bradford Jr., DL	14
Dadriion Taylor-Demerson, DB	10
Monroe Mills, OL	5
Tyler Shough, QB	5
Jerand Bradley, WR	3
Myles Price, WR	2
Loic Fouonji, WR	2
Tyler Owens, DB	2
Tahj Brooks, RB	1
Rusty Staats, OL	1
Cole Spencer, OL	1
Mason Tharp, TE	1
Bralyn Lyx, DB	1
Brenden Jordan, DB	1
Myles Cole, OLB	1
Steve Linton, OLB	1
Jesiah Pierre, LB	1
Rayshad Williams, DB	1
Jacob Rodriguez, LB	1

\* consecutive starts at Texas Tech

## OFFENSIVE DEPTH CHART: NOTES

## LEFT TACKLE

## 71 MONROE MILLS

Jr. | 6-6 | 315

• Joined TTU spring '22 after first two years at Okla. St. Shifting to LT in '23 after starting 10 games for Tech at RT last year. Suffered practice injury prior to WVU game, leading to missing three games. Earned bachelor's summer 2023; used break built into fall camp schedule to walk stage on Aug. 5.

## 66 MATT KEELER

So. | 6-6 | 305

• Begins '23 season listed as backup LT, same as '22, despite seeing two starts at RT in '22. Two days prior to playing WVU, learned he would be starting his first FBS game. Broken wrist in HS narrowed options; FBS offers started at Coffeyville CC, including Arizona St., Miss St., Va Tech, Mich St. & Illinois.

## WIDE RECEIVER (Z)

## 9 JERAND BRADLEY

So. | 6-5 | 220

• Preseason All-Big 12 WR ... in '22, was just the 6th freshman since 1972 to lead the team in rec. yards (744) - also led team in rec. (51) and rec. TDs (6) in only nine starts. Named a 2nd Team Freshman All-American by The Athletic. Tallied over 3,000 yards receiving in his three HS seasons (Texas-6A).

## 6 J.J. SPARKMAN

Jr. | 6-4 | 225

• Made first 3 career starts in '22. Caught 2 TDs in '21, both claimed national attention as each was featured on "You Got Moss'd" on ESPN (at OU/vs. Miss St.). East Texas native, son of a oil-field worker and a nurse, the oldest of three — a family that kept fishing poles handy — frequented Lake Fork.

## LEFT GUARD

## 70 COLE SPENCER

Sr. | 6-4 | 300

• Added to Tech roster in '22 as a 6th-year, 44-game starter from WKU to add exp. to the 2022 OL; now a 7th-year senior that will bolster the 2023 OL after a medical RS year (knee/back). Playing guard for first time having played tackle entire football career. Enjoys grilling BBQ. Owns 2 master's degrees.

## 75 JACOBY JACKSON

So. | 6-6 | 320

• Was Tech's 6th-man for the OL in '22. Regularly deployed at RG as a sub, as early as 1Q, plugged in at LG for 1st career start at NC St for an injured Weston Wright; started final five gms at RG after Landon Peterson was ruled out for the season. Both father, Cedric, and uncle, Byron, played in the NFL.

## WIDE RECEIVER (H)

## 10 DRAE MCCRAY

Jr. | 5-9 | 185

• Comes to Texas Tech as an FCS All-American from Austin Peay - the same program tight ends coach Josh Cochran joined the Red Raiders from the year before. Can play inside and outside for TTU. Finished Austin Peay career w/ a 12-catch 92-yard outing at Alabama on Nov. 19, 2022.

## 13 BRADY BOYD

Jr. | 6-1 | 205

• Second-year Red Raider that transferred from Minnesota; welcomed by a familiar face in Joey McGuire; McGuire and Kris Boyd, Brady's father coached together at Cedar Hill HS. Has played in 22 career games between two schools in first three collegiate seasons; made first career start in '22 in Red Raiders' Nov. 26 win vs. Oklahoma.

## CENTER

## 53 RUSTY STAATS

Sr. | 6-5 | 320

• First-year Red Raider who is reconnecting with coaches Kittley and Hamby, and former teammate Spencer from 5-year WKU career. Started 27 games over previous two seasons. Committed to Navy out of high school; hometown of Watertown, Tenn. is population 1,553; Class 2A HS football.

## 65 SHERIDAN WILSON

R-Fr. | 6-5 | 300

• Comes from a strong lineage of football players. His father Jon Wilson, four-year starter for Auburn from 1988-92, and his older brother, Preston Wilson, is currently a senior at Oklahoma State and its starting center. Won Class 4A Division I state title junior season.

## WIDE RECEIVER (Y)

## 1 MYLES PRICE

Sr. | 5-10 | 190

• Has averaged at least 3 rec/gm each year since 2020 true freshman season. One of 15 FBS players to record at least 13 catches in '22, which was a career-high in Tech's win over Texas on Sept. 24, 2022. One the smaller players on the team, but known for being the loudest personality.

## 14 XAVIER WHITE

Sr. | 6-0 | 195

• From WR in 2019, to running back in 2020 & 2021, White returned to WR in 2022 and will be slotted as such again in '23 but does not rule out totin the ball as well. He entered '23 as the team leader in career all-purpose yards (2,067). Local Lubbock product that went to HS less than five miles away from Jones AT&T Stadium.

## RIGHT GUARD

## 56 DENNIS WILBURN

Sr. | 6-3 | 325

• Arrived at Tech as a walk-on in '22 after four years split between FCS & JuCo. Earned starting center spot - never played C before - and started all 13 games at C; shifts to natural G position in '23. Was a JuCo All-American and national champion. Earned B.A. in May, first in family to be a college grad.

## 72 LANDON PETERSON

Sr. | 6-6 | 300

• Earned starting nod out of '22 camp. Started first 8 games at RG before season-ending injury. Played soccer (goalie) before football, dad was head men's soccer coach at UT Permian Basin for 22 years, began football as HS freshman. Was a kicker as Fr., deep snapper as So. and moved to OL as a junior.

## WIDE RECEIVER (X)

## 11 LOIC FOUONJI

Sr. | 6-4 | 215

• Had most productive season as a junior totaling 451 yards receiving w/ 34 catches. Saw action in all 13 games in '22 - his first season to play in every game; made 3 starts and posted 100-yd games in two of the three. Been clocked running as fast as 23mph. First sport was soccer; moved to U.S. at 8-years-old from Cameroon.

## 4 JORDAN BROWN

Jr. | 5-11 | 185

• A second-year Red Raider after joining team in '22 following two years at Kansas. Emerged as a kick return threat late in the season after recovering from a preseason injury. Had a solid '23 fall camp that could propel to increased offensive snaps. Added 10 lbs. to frame this past offseason.

## RIGHT TACKLE

## 76 CALEB ROGERS

Sr. | 6-5 | 310

• With 30 career starts at Tech, is the most experienced player in Red Raiders' offense. Will return to RT in '23 after shifting to LT in '22. Started 13/13 games at RT in '21. Owned three starts at LT to close 2020, which attributes to his 30-game starts streak. Once recruited to Baylor by Joey McGuire.

## 79 TY BUCHANAN

So. | 6-6 | 310

• Tech's primary backup for both tackle positions majority of '22 season. Arrived summer of '22; transferred from USC after one redshirt season. Injured in 1st career start (at TCU, 11/5); missed remainder of year. A consensus top-100 state recruit coming out of Corpus Christi Calallen.

## TIGHT END

## 88 BAYLOR CUPP

Sr. | 6-6 | 260

• Second-year transfer from Texas A&M. Out of HS, was ranked the top tight end and the No. 2 recruit in the state by 247Sports. Played in 10 games over three years (2019-21) while battling injuries at A&M. Started 6 of last 7 games of '22 season; caught game-deciding TD at Iowa State in 4th Qtr. that clinched bowl eligibility for Tech.

## 80 MASON THARP

Jr. | 6-9 | 270

• Added 10 lbs. to his 6-9 frame in each of the last two offseasons. Behren Morton, roommate, aided recruitment of Tharp, dating back to his junior day. Caught Morton's 1st career TD pass. Wears 3X-size gloves for hands that measure 10.5 inches. Credited w/ 412 off. snaps in '22 by PFF; led TTU for TE's despite missing 3 games.

## QUARTERBACK

## 12 TYLER SHOUGH

Sr. | 6-5 | 230

• Owns 8-2 career record as the Red Raiders' starter. Named starting quarterback by Joey McGuire on June 9, 2023, allowing him for the first time in his career to go through summer and entire fall camp as QB1. With his start at Wyoming, he has been a week-one starting QB for four straight years. Won fall camp QB competition the prev. three seasons (2020-22). Was named 2022 starter on Aug. 21 of that year's camp. Was tabbed starter after first camp as a Red Raider in 2021 and won Oregon's preseason competition in 2020. Played the role of now-Los Angeles Chargers' quarterback Justin Herbert's primary back-up in 2019 before starting all seven games, including the Fiesta Bowl, in the COVID-shortened 2020 season. Came to TTU expecting one season of play but now in third-year and sixth overall; In the fourth game of 2021, suffered season-ending broken collarbone diving into the end zone at Texas. In first game of 2022, suffered broken collarbone that sidelined him until second-half of the year; he led Tech to four-straight wins in four starts, capped by being named the Texas Bowl MVP, as he helped elevate a 4-5 team to an 8-5 finish. Shough now enters Year 2 under OC Zach Kittley - it is the first time in his career to have the same OC in back-to-back seasons. Engaged to former Oregon Ducks soccer player Jordan Wormdah; intends to have his head coach Joey McGuire officiate his wedding in the spring of 2024.

## 2 BEHREN MORTON

So. | 6-2 | 215

• Displayed potential in four starts during redshirt freshman season that made him highest-rated QB signee in program history. Starting debut came on the road Oct. 8, 2022 at No. 7 Oklahoma State - answered by becoming fourth freshman since 1999 to have 300-yard passing game in first career start. Part of a TTU offense that became second FBS program since 1996 to have three different QBs throw for at least 1,000 yards in a season. Totaled more than 8,800 passing yards and 84 touchdowns in three seasons at Eastland High School. He was a consensus four-star prospect, ranking sixth nationally among pro-style quarterbacks. He grew up in Lubbock for part of his youth as his father was the head football coach at Monterey HS in Lubbock for 11 years.

## RUNNING BACK

## 28 TAHJ BROOKS

Sr. | 5-10 | 230

• Enters 2023 with the possibility of becoming the first Red Raider since Baron Batch in 2010 to lead the team in rushing over three-consecutive seasons. Brooks and SaRodrick Thompson Jr. formed one of the top 1-2 running back combos over the previous three seasons in Lubbock, but since Thompson moved on to the NFL, Brooks is poised for an even more productive season in 2023. Brooks registered a single season-best 691 rushing yards, topping his 2021 total of 568. Brooks emerged as a receiving threat in Zack Kittley's offense in '22, catching 26 passes for 164 yards and one touchdown. Brooks was Texas Tech's highest-graded offensive player season in '22, finishing at 79.0 by Pro Football Focus. From Austin area Manor HS where he registered three seasons of at least 1,000 yards rushing. Brooks held his first youth camp in June at Manor High School; a free event that had more than 200 kids attend his camp on Father's Day, June 18. An endzone celebration pointing to his wrist to open the 2021 season versus Houston at NRG Stadium, has grown into a staple moniker "Brooks Time." It could be indeed Brooks' time in 2023 as he embarks on his senior season ready to take center stage.

## 0 CAM'RON VALDEZ

So. | 5-9 | 205

• Sidelined in multiple ways last season, the 4-star Rivals prospect displayed his potential late in the 2022 season. Not only was Valdez slotted behind one of the top 1-2 punches between SaRodrick Thompson Jr. and Tahj Brooks last season, he suffered a leg injury during the 2022 preseason that kept him out of the first eight games of the season. Made his season debut at TCU on Nov. 5, receiving three carries late totaling 71 yards as burst for 38 on one of the three runs. Cousins with Red Raider great Le'Raven Clark who was selected in the third round of the 2016 NFL Draft by Indianapolis Colts; entering eighth NFL season in '23 playing for the Pittsburgh Steelers.

## DEFENSIVE DEPTH CHART: NOTES

## TACKLE

## 95 JAYLON HUTCHINGS

Sr. | 6-0 | 305

- Has started 47 consecutive games for the Red Raiders, the nation's second longest active streak. Teammates call him J-Boog or J-Boogie. A force who was once a H.S. RB, now owns a 500-lb. bench, a 700-lb. squat & clocked at 18mph. 2nd-highest graded returning DT in Big 12 by PFF.

## 5 QUINCY LEDET JR.

Sr. | 6-2 | 305

- A newcomer but with strong ties to TTU program. Joins Red Raiders as second transfer from UL-Monroe in as many years, teaming up with Myles Cole. Played HS football at same HS that TTU GM James Blanchard did during his playing days - both from Orange. Has two years eligibility remaining.

## WILL

## 8 JESIAH PIERRE

Sr. | 6-2 | 240

- Production spiked filling in for future first round NFL pick Tyree Wilson, posting 18 TKLs, 6.0 TFLs in a 3-gm span (TCU, KU, ISU) in 1st season playing OLB. Returns to ILB in '23, a position he played two seasons at UF and in HS. A Haitian-American, mother a native of Haiti. Can understand some Creole.

## 32 TYRIQUE MATTHEWS

Sr. | 5-11 | 235

- A Texas Tech veteran, having played in 48 career games. Was a regular on special teams and in the linebacker rotation the previous two seasons appearing all 26 games of that span. Led team in special-teams snaps in '21 and was 2nd in snaps in '22. Born in New Orleans, La., attended Aldine Eisenhower HS in Houston, Texas.

## NOSE

## 97 TONY BRADFORD JR.

Sr. | 6-1 | 300

- A staple on the D-Line since 2019 (43 GP/26 GS). Referred to by Joey McGuire as "the mayor of Lubbock" because of his personality and community service. Intern with the Texas Tech Police Department since the spring of 2020. Named to 2022 AFCA Good Works Team; honored Dec. 31, 2022 at the Sugar Bowl.

## 98 E'MAURION BANKS

So. | 6-5 | 305

- Credited by HC McGuire as one of TTU's most improved players late in the '22 season; manufactured Texas Bowl practices into seeing most significant action as a Red Raider in the bowl game. Was state top-100 recruit out of Rider HS in Wichita Falls. Goes by the nickname "Dooda".

## MIKE

## 13 JACOB RODRIGUEZ

Jr. | 6-1 | 235

- A HS QB that spent first collegiate season at U of Virginia in '21 as a QB, blossomed into a productive Tech linebacker in '22. Passed for more than 7,000 yards and ran for more than 3,000 yards in three HS seasons. Played in 12/13 games in '22 posting 29 TKLs, 3 TFLs and 1 FF.

## 13 BEN ROBERTS

R-Fr. | 6-3 | 230

- Appeared in two games as a true freshman. Shifted from safety at the high school level to LB in college. A consensus 3-star recruit from the DFW area that garnered first-team 6A all-district honors amassing 74 tackles, 3 TFLs and 2 sacks in a 10-gm senior season.

## EDGE

## 6 MYLES COLE

Sr. | 6-6 | 280

- Moves from Coach Fitch's (DL) meeting room to Coach Ah You's (OLB) in 2023. The 6-6, 280-pounder that has an 86-inch wingspan - clocked with a 20.3mph max speed - takes the task to replace No. 7 overall draft pick Tyree Wilson on the edge. A native of Shreveport, Louisiana.

## 14 JOSEPH ADEIDRE

So. | 6-3 | 265

- Led true freshman in '22 with six starts. Chose Tech over offers from more than a dozen power-5 programs, including LSU, Michigan & Oregon. Was HS teammates w/ OL Jacoby Jackson. Switched to his HS # this offseason - 14.

## OLB

## 7 STEVE LINTON

Sr. | 6-5 | 235

- Gained approx. 15 lbs. over offseason, listed at 219 last season at Syracuse. Owned 3.5 career sacks and 6.0 TFLs in 29 career games at SU. Also on basketball and track teams in HS. NFL draft analyst Dane Brugler ranks him as the No. 8 senior-year edge rusher for the 2024 draft.

## 3 BRYCE RAMIREZ

Sr. | 6-6 | 260

- On the watch list for '23 Comeback PDY, suffered a compound leg fracture in first career start at NC State (9/17/22). Surprised with a scholarship prior to the 2021 season getting underway. After first two seasons on scout team (2019-20), inserted into each of the final seven games of the 2021 season, special teams.

## STAR

## 9 C.J. BASKERVILLE

Jr. | 6-3 | 215

- Arrives to Tech in '23 after two seasons at San Diego State; played boundary safety for SDSU. Is a Texas product. Born in Houston; played at Katy HS (Fr./So.) before moving to DFW area. Richland HS coach Ged Kates endorsed McGuire in transfer process. Received D1 offers for WR & DB in high school. C.J. is short for Christopher Julian.

## 27 BRENDEN JORDAN

Fr. | 6-0 | 115

- A 247Sports 4-star recruit that attended Mansfield HS in the DFW metroplex. Member of ESPN300 at No. 224 overall nationally and regarded as the No. 13 safety nationally by ESPN. Started on varsity as a freshman. Saints are favorite NFL team. Nickname is B.J.; favorite restaurant is B.J.'s

## CORNERBACK

## 0 RAYSHAD WILLIAMS

Sr. | 6-3 | 215

- The UCLA transfer has made 25 consecutive starts over the past three seasons for Tech, including a return to his hometown of Memphis for the Liberty Bowl to cap 2021. Had a career-high (5) and most PBUs by a Red Raider since Justis Nelson in 2014 versus OSU on 10/8/22.

## 2 JALON PEOPLES

R-Fr. | 5-11 | 185

- Committed to Texas Tech the night Joey McGuire was announced Texas Tech's head coach - both products of Cedar Hill HS. Appeared in two games as a true freshman - wins over Murray State and West Virginia. His brother, Dimitri Moore, transferred to Tech to play his super-senior season alongside Jalon in 2022.

## SAFETY

## 1 DADRION TAYLOR-DEMERTON

Sr. | 5-11 | 195

- Affectionately known as "Rabbit" since the 2nd grade to friends and family, coined from playing football as one of the smallest players on the team. Storied HS career included three-straight state titles [OKla.] and Player of the Year honors. In March 2022, became father to daughter Layla Grace.

## 25 CHAPMAN LEWIS

Fr. | 6-1 | 180

- A true freshman hailing from Burleson Centennial in the DFW metroplex that joined the team for spring football. Shifted to safety in the fall after taking reps at both corner spots in the spring; spurred by the depth Bralyn Lux added in June. Recruited by TCU, UCLA, Utah and others. Mother played basketball at Alabama A&M.

## SAFETY

## 18 TYLER OWENS

Sr. | 6-2 | 210

- A former five-star safety that transferred to Tech with two years eligibility prior to '22 season from Texas. Vertical-jumped over 40 inches this past offseason; clocked running at more than 23mph in a game. Closed '22 season w/ career-high six tackles to go along with an INT and a forced fumble in the Texas Bowl win versus Ole Miss.

## 31 JOSEPH PLUNK

Jr. | 5-10 | 180

- A walk-on from nearby Amarillo Tascosa that had an outstanding fall camp. His father Ken, serves as head coach at Tascosa. Played quarterback for a physical ground attack as he amassed over 2,500 yards rushing and over 500 yards passing his senior season. Enjoys playing chess.

## CORNERBACK

## 12 BRALYN LUX

Sr. | 5-11 | 175

- Signed with Texas Tech on June 1, 2023 - the Red Raiders' final addition to its '23 roster. The transfer from Fresno State has two seasons eligibility. After strong camp, HC Joey McGuire noted that Lux would join veterans Williams and Dunlap as a trio that could each see starts each week. Lux got the week one start at Wyoming.

## 24 MALIK DUNLAP

Sr. | 6-3 | 220

- Tech's sole returner who was a member of last year's All-Big 12 Team (2nd-Team DB). Had most productive season of career in '22, making 11 of 22 career starts - started 11/12 gms played in. Ranked 2nd in Big 12 w/ 11 PBUs. Appeared in 7 games, 1 start, fighting injuries in 1st season at Tech in '21, after 3 years at NC St.

ALPHABETICAL ROSTER

NO	NAME	POS
14	Joseph Adedire	DL
58	Tanner Allen	OL
98	E'Maurion Banks	DL
9	C.J. Baskerville	DB
13	Brady Boyd	WR
97	Tony Bradford Jr.	DL
9	Jerand Bradley	WR
28	Tahj Brooks	RB
4	Jordan Brown	WR
49	Tre'Darius Brown	DL
79	Ty Buchanan	OL
38	Reese Burkhardt	K
18	Will Burns	QB
91	Blake Burris	DL
54	Kaden Carr	OL
99	Sam Carrell	DL
51	Jayden Cofield	DL
6	Myles Cole	OLB
29	Chief Collins	DB
46	Isaiah Crawford	OLB
84	D.J. Crest	WR
42	John Curry	LB
88	Baylor Cupp	TE
25	JMaury Davis	RB
39	Luke Dillingham	DB
35	Miquel Dingle Jr.	LB
22	Bryson Donnell	RB
24	Malik Dunlap	DB
52	Harvey Dyson III	OLB
8	Coy Eakin	WR
48	Gage Elder	LB
83	Jack Esparza	WR
11	Charles Esters III	OLB
60	Nick Fattig	OL
4	Nate Floyd	DB
11	Loic Fouonji	WR
99	Gino Garcia	K
37	James Grando	OLB
82	Drew Hocutt	WR
37	Brook Honore Jr.	P
22	Maurion Horn	DB
36	Justin Horne	LB
23	Landon Hullaby	DB
95	Jaylon Hutchings	DL
75	Jacoby Jackson	OL
27	Brenden Jordan	DB
41	Ty Kana	LB
66	Matt Keeler	OL
21	Tyler King	WR
30	Jackson Knotts	LS
5	Quincy Ledet Jr.	DL
43	Chris Lemons	DB
25	Chapman Lewis	DB
7	Steve Linton	OLB
64	Jurrien Loftin	OL
50	Trent Low	LB
12	Bralyn Lux	DB
68	Seth Martin	OL
20	Nehemiah Martinez I	WR
32	Tyrique Matthews	LB
47	Jacob Mauch	LS
93	Trevon McAlpine	DL
19	A.J. McCarty	DB
10	Drae McCray	WR
31	Austin McNamara	P
85	Aiden Meeks	WR
67	Dalton Merryman	OL
71	Monroe Mills	OL
77	Garrett Morphis	OL
16	Jaden Morris	QB

NUMERICAL ROSTER

NO	PLAYER	POS	HT	WT	YR-EX	HOMETOWN (HIGH SCHOOL)
0	Cam'Ron Valdez	RB	5-9	205	So-1L	Rockdale, Texas (Rockdale)
0	Rayshad Williams^	DB	6-3	215	Sr-2L	Memphis, Tenn. (Whitehaven)
1	Myles Price	WR	5-10	190	Sr-3L	The Colony, Texas (The Colony)
1	Dadrion Taylor-Demerson^	DB	5-11	195	Sr-4L	Oklahoma City, Okla. (Carl Albert)
2	Behren Morton	QB	6-2	215	So-1L	Eastland, Texas (Eastland)
2	Jalon Peoples	DB	5-11	185	Fr-RS	Cedar Hill, Texas (Cedar Hill)
3	Bryce Ramirez	OLB	6-2	245	Sr-1L	Missouri City, Texas (George Ranch)
4	Jordan Brown	WR	5-11	185	Jr-1L	Dallas, Texas (DeSoto)
4	Nate Floyd	DB	6-0	190	Jr-1L	College Station, Texas (A&M Consolidated)
5	Quincy Ledet Jr.	DL	6-2	305	Sr-TR	Orange, Texas (West Orange-Stark)
6	Myles Cole^	OLB	6-6	280	Sr-1L	Shreveport, La. (Evangel Christian Academy)
6	J.J. Sparkman	WR	6-4	225	Jr-2L	Longview, Texas (Pine Tree)
7	Steve Linton	OLB	6-5	235	Sr-TR	Dublin, Ga. (Dublin)
8	Coy Eakin	WR	6-2	210	Fr-RS	Stephenville, Texas (Stephenville)
8	Jesiah Pierre	LB	6-2	240	Sr-2L	Mount Dora, Fla. (Mount Dora Christian Academy)
9	C.J. Baskerville	DB	6-3	215	Jr-TR	North Richland Hills, Texas (Richland)
9	Jerand Bradley	WR	6-5	220	So-1L	Frisco, Texas (DeSoto)
10	Drae McCray	WR	5-9	185	Jr-TR	Tallahassee, Fla. (North Florida Christian)
10	Jacob Rodriguez	LB	6-1	235	Jr-1L	Wichita Falls, Texas (Rider)
11	Charles Esters III	OLB	6-3	260	So-SQ	Cedar Hill, Texas (Cedar Hill)
11	Loic Fouonji	WR	6-4	215	Sr-3L	Midland, Texas (Lee)
12	Bralyn Lux	DB	5-11	175	Sr-TR	San Jose, Calif. (King's Academy)
12	Tyler Shough	QB	6-5	230	Sr-2L	Chandler, Ariz. (Hamilton)
13	Brady Boyd	WR	6-1	205	Jr-1L	Southlake, Texas (Southlake Carroll)
13	Ben Roberts	LB	6-3	230	Fr-RS	Haslet, Texas (Eaton)
14	Joseph Adedire	OLB	6-3	265	So-1L	Mansfield, Texas (Summit)
14	Xavier White^	WR	6-0	195	Sr-3L	Lubbock, Texas (Monterey)
15	Robert Wooten	OLB	6-3	270	Jr-1L	Stafford, Texas (Stafford)
15	Jayden York	TE	6-4	250	Jr-1L	Austin, Texas (Bowie)
16	Jaden Morris	RB	5-11	205	Fr-RS	Arlington, Texas (Lamar)
16	Macho Stevenson	DB	6-1	190	Fr-HS	Shreveport, La. (Captain Shreve)
17	Isaac Smith	OLB	6-6	260	So-1L	Wagoner, Okla. (Wagoner)
17	Jake Strong	QB	6-1	210	Fr-HS	Justin, Texas (Northwest)
18	Will Burns	QB	6-2	200	Fr-HS	Mission Viejo, Calif. (Mission Viejo)
18	Tyler Owens^	DB	6-2	210	Sr-1L	Plano, Texas (Plano East)
19	A.J. McCarty	DB	6-0	190	Jr-TR	Brownwood, Texas (Brownwood)
19	Dylan Spencer	OLB	6-5	245	Fr-HS	Orange, Texas (C.E. King)
19	Haydon Wiginton	WR	5-11	195	So-SQ	Midlothian, Texas (Heritage)
20	Nehemiah Martinez I	WR	5-9	205	Jr-2L	Lubbock, Texas (Cooper)
20	Marcus Ramon-Edwards	DB	6-3	210	Fr-HS	Lubbock, Texas (Trinity)
21	Tyler King	WR	5-9	180	Fr-RS	Houston, Texas (Alief Taylor)
21	Cameron Watts	DB	5-11	200	Sr-2L	Tulsa, Okla. (Union)
22	Bryson Donnell	RB	5-10	220	Fr-RS	Tyler, Texas (Legacy)
22	Maurion Horn	DB	5-11	180	Fr-RS	Broken Arrow, Okla. (Broken Arrow)
23	Landon Hullaby	DB	6-0	205	Fr-RS	Mansfield, Texas (Timberview)
24	Malik Dunlap^	DB	6-3	220	Sr-2L	Charlotte, N.C. (Harding)
24	Anquan Willis	RB	6-0	220	Fr-HS	Wichita Falls, Texas (Rider)
25	JMaury Davis	RB	5-11	180	Fr-HS	Clarendon, Texas (Clarendon)
25	Chapman Lewis	DB	6-1	180	Fr-HS	Burleson, Texas (Burleson Centennial)
26	Sammy Morris IV	DB	6-1	205	So-SQ	Prosper, Texas (Prosper)
27	Brenden Jordan	DB	6-0	215	Fr-HS	Mansfield, Texas (Mansfield)
28	Tahj Brooks	RB	5-10	230	Sr-3L	Manor, Texas (Manor)
28	Jordan Sanford	DB	6-0	195	Fr-HS	Arlington, Texas (Mansfield Timberview)
29	Chief Collins	DB	5-11	205	So-SQ	Lucas, Texas (Lovejoy)
30	Jackson Knotts	LS	5-11	190	Jr-2L	Plant City, Fla. (Plant City)
30	Miles Thompson	DB	5-11	175	Fr-HS	Cedar Rapids, Iowa (Washington)
31	Austin McNamara^	P	6-4	210	Sr-4L	Gilbert, Ariz. (Highland)
31	Joseph Plunk	DB	5-10	180	Jr-1L	Amarillo, Texas (Tascosa)
32	Tyrique Matthews^	LB	5-11	235	Sr-4L	Houston, Texas (Eisenhower)
33	Matthew Young^	TE	6-1	250	Sr-1L	Las Cruces, N.M. (Oñate)
34	Bryce Robinson	LB	6-2	235	Sr-SQ	Sachse, Texas (Sachse)
35	Miquel Dingle Jr.	LB	6-2	220	Fr-HS	Charleston, S.C. (Byrnes)
36	Justin Horne	LB	6-0	220	Fr-HS	New Orleans, La. (John Curtis Christian)
37	James Grando	DB	6-2	225	Jr-RS	Arlington, Texas (Lamar)
37	Brook Honore Jr.	P	6-0	185	Fr-RS	Manvel, Texas (Manvel)
38	Reese Burkhardt	K	6-1	205	Jr-TR	Andalusia, Ala. (Andalusia)
38	Anthony White	DB	6-0	185	Fr-HS	Abernathy, Texas (Abernathy)
39	Luke Dillingham	DB	6-1	200	So-SQ	Brock, Texas (Brock)
39	Charles Robinson	TE	6-0	250	So-SQ	Lubbock, Texas (Coronado)
40	Wesley Smith	LB	5-10	220	So-1L	Midland, Texas (Legacy)



NUMERICAL ROSTER

NO	PLAYER	POS	HT	WT	YR-EX	HOMETOWN (HIGH SCHOOL)
41	Ty Kana	LB	6-2	230	Fr-RS	Katy, Texas (Katy)
42	John Curry	LB	6-2	220	Fr-HS	Lubbock, Texas (Coronado)
43	Chris Lemons	OLB	6-2	205	Fr-HS	Prosper, Texas (Prosper)
43	Henry Teeter <sup>*</sup>	FB	6-4	250	Sr-2L	San Angelo, Texas (Central)
45	Terrell Tilmon	OLB	6-5	230	So-TR	Mansfield, Texas (Timberview)
46	Isaiah Crawford	OLB	6-4	230	Fr-HS	Post, Texas (Post)
47	Jacob Mauch	LS	6-3	220	Sr-SQ	Covina, Calif. (South Hills)
48	Gage Elder	LB	5-11	225	So-SQ	Rockwall, Texas (Rockwall)
49	Tre'Darius Brown	DL	6-2	300	Fr-HS	Natchitoches, La. (Natchitoches Central)
50	Trent Low	LB	6-1	220	Jr-1L	Midland, Texas (Lee)
51	Jayden Cofield	DL	6-2	305	Fr-HS	Austin, Texas (Manor)
52	Harvey Dyson III	OLB	6-3	250	Fr-RS	Cedar Hill, Texas (Cedar Hill)
53	Rusty Staats	OL	6-5	320	Sr-TR	Watertown, Tenn. (Watertown)
54	Kaden Carr	OL	6-6	320	Fr-HS	Canadian, Texas (Lubbock Cooper)
56	Dennis Wilburn <sup>*</sup>	OL	6-3	325	Sr-1L	Humble, Texas (Nimitz)
58	Tanner Allen	OL	6-3	285	Fr-RS	Bryan, Texas (Bryan)
60	Nick Fattig	OL	6-4	290	Fr-HS	League City, Texas (Clear Springs)
63	Dylan Shaw	OL	6-4	310	Fr-HS	Corpus Christi, Texas (Flour Bluff)
64	Jurrien Loftin	OL	6-5	315	Fr-RS	Aledo, Texas (Aledo)
65	Sheridan Wilson	OL	6-5	300	Fr-RS	Argyle, Texas (Argyle)
66	Matt Keeler	OL	6-6	305	So-1L	Chicago, Ill. (Nazareth Academy)
67	Dalton Merryman	OL	6-9	305	So-TR	Montgomery, Texas (Montgomery)
68	Seth Martin	OL	6-3	300	Fr-RS	Fort Worth, Texas (Everman)
69	Caleb Rodkey	OL	6-4	315	So-SQ	Missouri City, Texas (Ridge Point)
70	Cole Spencer <sup>*</sup>	OL	6-4	300	Sr-RS	Louisville, Ky. (Trinity)
71	Monroe Mills	OL	6-6	315	Jr-1L	Columbia, Mo. (Father Tolton)
72	Landon Peterson	OL	6-6	300	Sr-3L	Odessa, Texas (Permian)
74	Daniel Sill	OL	6-5	305	Fr-HS	College Station, Texas (A&M Consolidated)
75	Jacoby Jackson	OL	6-6	320	So-1L	Arlington, Texas (Mansfield Summit)
76	Caleb Rogers	OL	6-5	310	Sr-3L	Mansfield, Texas (Lake Ridge)
77	Garrett Morphis	OL	6-4	310	Fr-HS	Monticello, Ark. (Waco Midway - TX)
79	Ty Buchanan	OL	6-6	310	So-1L	Corpus Christi, Texas (Calallen)
80	Mason Tharp	TE	6-9	270	Jr-2L	Klein, Texas (Klein)
82	Drew Hocutt	WR	6-0	190	Jr-1L	Lubbock, Texas (Frenship)
83	Jack Esparza	TE	6-4	240	Fr-RS	Austin, Texas (St. Michael's Catholic)
84	D.J. Crest	WR	6-3	195	Fr-HS	El Paso, Texas (Parkland)
85	Aiden Meeks	WR	5-10	175	Fr-HS	Rockwall, Texas (Rockwall)
86	T.J. West	WR	6-1	195	Fr-HS	Houston, Texas (Humble)
87	Kelby Valsin	WR	6-1	195	Fr-HS	Arlington, Texas (Bowie)
88	Baylor Cupp	TE	6-6	260	Sr-1L	Brock, Texas (Brock)
90	Ansel Nedore	OLB	6-3	275	Fr-HS	Round Rock, Texas (Round Rock)
91	Blake Burris	DL	6-5	300	So-1L	Irving, Texas (Parish Episcopal)
93	Trevon McAlpine	DL	6-3	300	Fr-RS	Saraland, Ala. (Saraland)
94	Braylon Rigsby	DL	6-2	295	Fr-HS	Woodville, Texas (Woodville)
95	Jaylon Hutchings <sup>*</sup>	DL	6-0	305	Sr-4L	Forney, Texas (Forney)
96	Amier Washington	DL	6-2	275	Fr-HS	Orange, Texas (Little Cypress-Mauriceville)
97	Tony Bradford Jr. <sup>*</sup>	DL	6-1	300	Sr-4L	Houston, Texas (North Shore)
98	E'Maurion Banks	DL	6-5	300	So-SQ	Wichita Falls, Texas (Rider)
99	Sam Carrell	OLB	6-4	270	So-SQ	Albuquerque, N.M. (Sandia)
99	Gino Garcia	K	6-2	215	Sr-RS	Richardson, Texas (Pearce)

ROSTER KEY

<sup>\*</sup> represents Super Senior in final year of eligibility.

PRONUNCIATION GUIDE

Joseph Adedire	A-day-der-ray
E'Maurion Banks	e-mar-e-on
Jerand Bradley	Jer-on
Tahj Brooks	Taj
Miquel Dingle Jr.	My-kel
Bryson Donnell	Don-elle
Coy Eakin	Achen (rhymes with bacon)
Nick Fattig	Fat-ehg
Loic Fouonji	Low-ick Fun-G
James Grando	Gron-do
Brooke Honore'	On-o-Ray
Maurion Horn	Mare-E-on Horn
Ty Kana	Con-ya

Matt Keeler	Key-ler
Jacob Mauch	Mawke
Behren Morton	Bear-en
Trevon McAlpine	Trey-vonn
Ansel Nedore	Na-door-e
Jesiah Pierre	Jah-sigh-ah
Tyler Shough	Shuck
Dadrión Taylor-Demerson	Day-dree-un
Rayshad Williams	Ray-shad

ALPHABETICAL ROSTER

NO	NAME	POS
26	Sammy Morris IV	DB
2	Behren Morton	QB
90	Ansel Nedore	DL
18	Tyler Owens	DB
2	Jalon Peoples	DB
72	Landon Peterson	OL
8	Jesiah Pierre	LB
31	Joseph Plunk	DB
1	Myles Price	WR
3	Bryce Ramirez	OLB
20	Marcus Ramon-Edwards	DB
94	Braylon Rigsby	DL
13	Ben Roberts	LB
34	Bryce Robinson	LB
39	Charles Robinson	TE
69	Caleb Rodkey	OL
10	Jacob Rodriguez	LB
76	Caleb Rogers	OL
28	Jordan Sanford	DB
63	Dylan Shaw	OL
12	Tyler Shough	QB
74	Daniel Sill	OL
17	Isaac Smith	OLB
40	Wesley Smith	LB
6	J.J. Sparkman	WR
70	Cole Spencer	OL
19	Dylan Spencer	OLB
53	Rusty Staats	OL
16	Marquez Stevenson	DB
17	Jake Strong	QB
1	Dadrión Taylor-Demerson	DB
43	Henry Teeter	FB
80	Mason Tharp	TE
30	Miles Thompson	DB
45	Terrell Tilmon	OLB
0	Cam'Ron Valdez	RB
87	Kelby Valsin	WR
96	Amier Washington	DL
21	Cameron Watts	DB
86	T.J. West	WR
38	Anthony White	DB
14	Xavier White	WR
19	Haydon Wiginton	WR
56	Dennis Wilburn	OL
0	Rayshad Williams	DB
24	Anquan Willis	RB
65	Sheridan Wilson	OL
15	Robert Wooten	OLB
15	Jayden York	TE
33	Matthew Young	TE

OFFENSIVE ROSTER BREAKDOWN

RETURNING/LOST

STARTERS RETURNING (10)

QB	Tyler Shough
RB	Tahj Brooks
WR	Jerand Bradley
WR	Myles Price
WR	Xavier White
TE	Mason Tharp
OL	Monroe Mills
OL	Landon Peterson
OL	Caleb Rogers
OL	Dennis Wilburn

OTHER RETURNERS WITH STARTING EXPERIENCE (10)

QB	Behren Morton
OL	Ty Buchanan
OL	Jacoby Jackson
OL	Matt Keeler
WR	Brady Boyd
WR	Loic Fouonji
WR	Nehemiah Martinez I
WR	J.J. Sparkman
TE	Baylor Cupp
TE	Henry Teeter

LETTERWINNERS RETURNING (24)

QB	Behren Morton
QB	Tyler Shough
RB	Tahj Brooks
RB	Cam'Ron Valdez
OL	Ty Buchanan
OL	Jacoby Jackson
OL	Matt Keeler
OL	Monroe Mills
OL	Landon Peterson
OL	Caleb Rogers
OL	Dennis Wilburn
WR	Brady Boyd
WR	Jerand Bradley
WR	Jordan Brown
WR	Loic Fouonji
WR	Drew Hocutt
WR	Nehemiah Martinez I
WR	Myles Price
WR	J.J. Sparkman
WR	Xavier White
TE	Baylor Cupp
TE	Henry Teeter
TE	Mason Tharp
TE	Jayden York

STARTERS LOST (1)

OL	Weston Wright
----	---------------

LETTERWINNERS LOST (5)

QB	Donovan Smith
RB	SaRodorick Thompson
OL	Ethan Carde
OL	Weston Wright
WR	Trey Cleveland III

SPECIALISTS RETURNING (2)

LS	Jackson Knotts
P	Austin McNamara

SPECIALISTS LOST (1)

K	Trey Wolff
---	------------

QUARTERBACKS

2	Behren Morton	6-2	215	So-1L	Eastland, Texas (Eastland)
12	Tyler Shough	6-5	230	Sr-2L	Chandler, Ariz. (Hamilton)
17	Jake Strong	6-1	210	Fr-HS	Justin, Texas (Northwest)
18	Will Burns	6-2	200	Fr-HS	Mission Viejo, Calif. (Mission Viejo)

RUNNING BACKS

0	Cam'Ron Valdez	5-9	205	So-1L	Rockdale, Texas (Rockdale)
16	Jaden Morris	5-11	205	Fr-RS	Arlington, Texas (Lamar)
22	Bryson Donnell	5-10	220	Fr-RS	Tyler, Texas (Legacy)
24	Anquan Willis	6-0	220	Fr-HS	Wichita Falls, Texas (Rider)
25	JMaury Davis	5-11	180	Fr-HS	Clarendon, Texas (Clarendon)
28	Tahj Brooks	5-10	230	Sr-3L	Manor, Texas (Manor)

TIGHT ENDS

15	Jayden York	6-4	250	Jr-1L	Austin, Texas (Bowie)
33	Matthew Young^	6-1	250	Sr-1L	Las Cruces, N.M. (Oñate)
39	Charles Robinson	6-0	250	So-SQ	Lubbock, Texas (Coronado)
43	Henry Teeter^	6-4	250	Sr-2L	San Angelo, Texas (Central)
80	Mason Tharp	6-9	270	Jr-2L	Klein, Texas (Klein)
83	Jack Esparza	6-4	240	Fr-RS	Austin, Texas (St. Michael's Catholic)
88	Baylor Cupp	6-6	260	Sr-1L	Brock, Texas (Brock)

WIDE RECEIVERS

1	Myles Price	5-10	190	Sr-3L	The Colony, Texas (The Colony)
4	Jordan Brown	5-11	185	Jr-1L	Dallas, Texas (DeSoto)
6	J.J. Sparkman	6-4	225	Jr-2L	Longview, Texas (Pine Tree)
8	Coy Eakin	6-2	210	Fr-RS	Stephenville, Texas (Stephenville)
9	Jerand Bradley	6-5	220	So-1L	Frisco, Texas (DeSoto)
10	Drae McCray	5-9	185	Jr-TR	Tallahassee, Fla. (North Florida Christian)
11	Loic Fouonji	6-4	215	Sr-3L	Midland, Texas (Lee)
13	Brady Boyd	6-1	205	Jr-1L	Southlake, Texas (Southlake Carroll)
14	Xavier White^	6-0	195	Sr-3L	Lubbock, Texas (Monterey)
19	Haydon Wiginton	5-11	195	So-SQ	Midlothian, Texas (Heritage)
20	Nehemiah Martinez I	5-9	205	Jr-2L	Lubbock, Texas (Cooper)
21	Tyler King	5-9	180	Fr-RS	Houston, Texas (Alief Taylor)
82	Drew Hocutt	6-0	190	Jr-1L	Lubbock, Texas (Frenship)
84	D.J. Crest	6-3	195	Fr-HS	El Paso, Texas (Parkland)
85	Aiden Meeks	5-10	175	Fr-HS	Rockwall, Texas (Rockwall)
86	T.J. West	6-1	195	Fr-HS	Houston, Texas (Humble)
87	Kelby Valsin	6-1	195	Fr-HS	Arlington, Texas (Bowie)

OFFENSIVE LINE

53	Rusty Staats	6-5	320	Sr-TR	Watertown, Tenn. (Watertown)
54	Kaden Carr	6-6	320	Fr-HS	Canadian, Texas (Lubbock Cooper)
56	Dennis Wilburn^	6-3	325	Sr-1L	Humble, Texas (Nimitz)
60	Nick Fattig	6-4	290	Fr-HS	League City, Texas (Clear Springs)
63	Dylan Shaw	6-4	310	Fr-HS	Corpus Christi, Texas (Flour Bluff)
64	Jurrien Loftin	6-5	315	Fr-RS	Alledo, Texas (Alledo)
65	Sheridan Wilson	6-5	300	Fr-RS	Argyle, Texas (Argyle)
66	Matt Keeler	6-6	305	So-1L	Chicago, Ill. (Nazareth Academy)
67	Dalton Merryman	6-9	305	So-TR	Montgomery, Texas (Montgomery)
68	Seth Martin	6-3	300	Fr-RS	Fort Worth, Texas (Everman)
69	Caleb Rodkey	6-4	315	So-SQ	Missouri City, Texas (Ridge Point)
70	Cole Spencer^	6-4	300	Sr-RS	Louisville, Ky. (Trinity)
71	Monroe Mills	6-6	315	Jr-1L	Columbia, Mo. (Father Tolton)
72	Landon Peterson	6-6	300	Sr-3L	Odessa, Texas (Permian)
74	Daniel Sill	6-5	305	Fr-HS	College Station, Texas (A&M Consolidated)
75	Jacoby Jackson	6-6	320	So-1L	Arlington, Texas (Mansfield Summit)
76	Caleb Rogers	6-5	310	Sr-3L	Mansfield, Texas (Lake Ridge)
77	Garrett Morphis	6-4	310	Fr-HS	Monticello, Ark. (Waco Midway - TX)
79	Ty Buchanan	6-6	310	So-1L	Corpus Christi, Texas (Calallen)

SPECIALISTS

30	Jackson Knotts	5-11	190	Jr-2L	Plant City, Fla. (Plant City)
31	Austin McNamara^	6-4	210	Sr-4L	Gilbert, Ariz. (Highland)
37	Brook Honore Jr.	6-0	185	Fr-RS	Manvel, Texas (Manvel)
38	Reese Burkhardt	6-1	205	Jr-TR	Andalusia, Ala. (Andalusia)
47	Jacob Mauch	6-3	220	Sr-SQ	Covina, Calif. (South Hills)
99	Gino Garcia	6-2	215	Sr-RS	Richardson, Texas (Pearce)



DEFENSIVE ROSTER BREAKDOWN

DEFENSIVE LINE

5	Quincy Ledet Jr.	6-2	305	Sr-TR	Orange, Texas (West Orange-Stark)
15	Robert Wooten	6-3	270	Jr-1L	Stafford, Texas (Stafford)
47	Tanner Allen	6-3	285	Fr-RS	Bryan, Texas (Bryan)
49	Tre'Darius Brown	6-2	300	Fr-HS	Natchitoches, La. (Natchitoches Central)
51	Jayden Cofield	6-2	305	Fr-HS	Austin, Texas (Manor)
91	Blake Burris	6-5	300	So-1L	Irving, Texas (Parish Episcopal)
93	Trevon McAlpine	6-3	300	Fr-RS	Saraland, Ala. (Saraland)
94	Braylon Rigsby	6-2	295	Fr-HS	Woodville, Texas (Woodville)
95	Jaylon Hutchings <sup>^</sup>	6-0	305	Sr-4L	Forney, Texas (Forney)
96	Amier Washington	6-2	275	Fr-HS	Orange, Texas (Little Cypress-Mauriceville)
97	Tony Bradford Jr. <sup>^</sup>	6-1	300	Sr-4L	Houston, Texas (North Shore)
98	E'Maurion Banks	6-5	305	So-SQ	Wichita Falls, Texas (Rider)

OUTSIDE LINEBACKERS

3	Bryce Ramirez	6-2	245	Sr-1L	Missouri City, Texas (George Ranch)
6	Myles Cole <sup>^</sup>	6-6	280	Sr-1L	Shreveport, La. (Evangel Christian Academy)
7	Steve Linton	6-5	235	Sr-TR	Dublin, Ga. (Dublin)
11	Charles Esters III	6-3	260	So-SQ	Cedar Hill, Texas (Cedar Hill)
14	Joseph Adedire	6-3	265	So-1L	Mansfield, Texas (Summit)
17	Isaac Smith	6-6	260	So-1L	Wagoner, Okla. (Wagoner)
19	Dylan Spencer	6-5	245	Fr-HS	Orange, Texas (C.E. King)
43	Chris Lemons	6-2	205	Fr-HS	Prosper, Texas (Prosper)
45	Terrell Tilmon	6-5	230	So-TR	Mansfield, Texas (Timberview)
46	Isaiah Crawford	6-4	230	Fr-HS	Post, Texas (Post)
52	Harvey Dyson III	6-3	250	Fr-RS	Cedar Hill, Texas (Cedar Hill)
90	Ansel Nedore	6-3	275	Fr-HS	Round Rock, Texas (Round Rock)
99	Sam Carrell	6-4	270	So-SQ	Albuquerque, N.M. (Sandia)

INSIDE LINEBACKERS

8	Jesiah Pierre	6-2	240	Sr-2L	Mount Dora, Fla. (Christian Academy)
10	Jacob Rodriguez	6-1	235	Jr-1L	Wichita Falls, Texas (Rider)
13	Ben Roberts	6-3	230	Fr-RS	Haslet, Texas (Eaton)
32	Tyrique Matthews <sup>^</sup>	5-11	235	Sr-4L	Houston, Texas (Eisenhower)
34	Bryce Robinson	6-2	235	Sr-SQ	Sachse, Texas (Sachse)
35	Miquel Dingle Jr.	6-2	220	Fr-HS	Charleston, S.C. (Byrnes)
36	Justin Horne	6-0	220	Fr-HS	New Orleans, La. (John Curtis Christian)
37	James Grando	6-2	225	Jr-RS	Arlington, Texas (Lamar)
40	Wesley Smith	5-10	220	So-1L	Midland, Texas (Legacy)
41	Ty Kana	6-2	230	Fr-RS	Katy, Texas (Katy)
42	John Curry	6-2	220	Fr-HS	Lubbock, Texas (Coronado)
48	Gage Elder	5-11	225	So-SQ	Rockwall, Texas (Rockwall)
50	Trent Low	6-1	220	Jr-1L	Midland, Texas (Lee)

DEFENSIVE BACKS

0	Rayshad Williams <sup>^</sup>	6-3	215	Sr-2L	Memphis, Tenn. (Whitehaven)
1	Dadrión Taylor-Demerson <sup>^</sup>	5-11	195	Sr-4L	Oklahoma City, Okla. (Carl Albert)
2	Jalon Peoples	5-11	185	Fr-RS	Cedar Hill, Texas (Cedar Hill)
4	Nate Floyd	6-0	190	Jr-1L	College Station, Texas (A&M Consolidated)
9	C.J. Baskerville	6-3	215	Jr-TR	North Richland Hills, Texas (Richland)
12	Bralyn Lux	5-11	175	Sr-TR	San Jose, Calif. (King's Academy)
16	Macho Stevenson	6-1	190	Fr-HS	Shreveport, La. (Captain Shreve)
18	Tyler Owens <sup>^</sup>	6-2	210	Sr-1L	Plano, Texas (Plano East)
19	A.J. McCarty	6-0	190	Jr-TR	Brownwood, Texas (Brownwood)
20	Marcus Ramon-Edwards	6-3	210	Fr-HS	Lubbock, Texas (Trinity)
21	Cameron Watts	5-11	200	Sr-2L	Tulsa, Okla. (Union)
22	Maurion Horn	5-11	180	Fr-RS	Broken Arrow, Okla. (Broken Arrow)
23	Landon Hultaby	6-0	205	Fr-RS	Mansfield, Texas (Timberview)
24	Malik Dunlap <sup>^</sup>	6-3	220	Sr-2L	Charlotte, N.C. (Harding)
25	Chapman Lewis	6-1	180	Fr-HS	Burleson, Texas (Burleson Centennial)
26	Sammy Morris IV	6-1	205	So-SQ	Prosper, Texas (Prosper)
27	Brenden Jordan	6-0	215	Fr-HS	Mansfield, Texas (Mansfield)
28	Jordan Sanford	6-0	195	Fr-HS	Arlington, Texas (Mansfield Timberview)
29	Chief Collins	5-11	200	So-SQ	Lucas, Texas (Lovejoy)
30	Miles Thompson	5-11	175	Fr-HS	Cedar Rapids, Iowa (Washington)
31	Joseph Plunk	5-10	180	Jr-1L	Amarillo, Texas (Tascosa)
38	Anthony White	6-0	185	Fr-HS	Abernathy, Texas (Abernathy)
39	Luke Dillingham	6-1	200	Jr-SQ	Brock, Texas (Brock)

RETURNING/LOST

STARTERS RETURNING (6)

DL	Tony Bradford Jr.
DL	Jaylon Hutchings
LB	Jesiah Pierre
DB	Malik Dunlap
DB	Dadrión Taylor-Demerson
DB	Rayshad Williams

RETURNERS WITH STARTING EXPERIENCE (6)

DL	Robert Wooten
OLB	Joseph Adedire
OLB	Myles Cole
OLB	Bryce Ramirez
OLB	Isaac Smith
DB	Tyler Owens

LETTERWINNERS RETURNING (17)

DL	Tony Bradford Jr.
DL	Blake Burris
DL	Jaylon Hutchings
DL	Robert Wooten
OLB	Joseph Adedire
OLB	Myles Cole
OLB	Bryce Ramirez
OLB	Isaac Smith
LB	Trent Low
LB	Tyrique Matthews
LB	Jesiah Pierre
LB	Jacob Rodriguez
DB	Malik Dunlap
DB	Tyler Owens
DB	Joseph Plunk
DB	Dadrión Taylor-Demerson
DB	Rayshad Williams

STARTERS LOST (5)

OLB	Tyree Wilson
LB	Kosi Eldridge
LB	Krishon Merriweather
DB	Marquis Waters
DB	Reggie Pearson Jr.

LETTERWINNERS LOST (13)

DL	Phillip Blidi
DL	Vidal Scott Jr.
OLB	Tyree Wilson
LB	Jackson Baggett
LB	Patrick Curley
LB	Kosi Eldridge
LB	Krishon Merriweather
LB	Dimitri Moore
DB	Keyon Blankenbaker
DB	Adrian Frye
DB	Kobee Minor
DB	Marquis Waters
DB	Reggie Pearson Jr.

INDIVIDUAL GAME HIGHS

PASSING

Name	Completions		Attempts		Yards		Career 300-Yard Passing Games
	2023	Career	2023	Career	2023	Career	
#2 Behren Morton	--	39 ('22 at Oklahoma St.)	--	62 ('22 at Oklahoma St.)	--	379 ('22 at Oklahoma St.)	2
#12 Tyler Shough	31 (at Wyoming)	31 (2x, last '23 at Wyoming)	47 (at Wyoming)	50 ('22 vs. Oklahoma)	338 (at Wyoming)	436 ('22 vs. Oklahoma)	5 (3/2*)
Name	Longest Pass		TDs		INTs		
	2023	Career	2023	Career	2023	Career	
#2 Behren Morton	--	55 ('22 vs. West Virginia)	--	2 (2x, last '22 vs WVU)	--	3 ('22 vs. Baylor)	
#12 Tyler Shough	33 (at Wyoming)	75 ('21 vs. SFA)	3 (at Wyoming)	4 (2x, last '21 vs. FIU)	1 (at Wyoming)	2 (2x, last '21 vs. SFA)	

RUSHING

Name	Attempts		Yards		TDs		Longest Career Run	100-Yd Games
	2023	Career	2023	Career	2023	Career		
#0 Cam'Ron Valdez	6 (at Wyoming)	11 ('22 vs. Kansas)	20 (at Wyoming)	71 ('22 at TCU)	--	<i>has not happened</i>	38 ('22 at TCU)	0
#14 Xavier White	--	14 ('20 at Kansas)	--	135 ('20 at Kansas)	--	1 (5x, last '21 at OU)	70 ('20 at Okla. St)	2
#22 Bryson Donnell	--	8 (2x, last '22 vs WVU)	--	49 ('22 vs. West Virginia)	--	<i>has not happened</i>	38 ('22 vs. West Virginia)	0
#28 Tahj Brooks	11 (at Wyoming)	17 (2x, last '22 vs WVU)	39 (at Wyoming)	134 ('21 vs. Houston)	1 (at Wyoming)	3 ('22 vs. Murray St.)	67 ('21 vs. SFA)	4
<i>Quarterbacks</i>								
#2 Behren Morton	--	17 ('22 at Oklahoma St.)	--	53 ('22 at Oklahoma St.)	--	1 (2x, last '22 vs. Baylor)	17 ('21 vs. Okla. St)	0
#12 Tyler Shough	15 (at Wyoming)	25 ('22 vs. Ole Miss)	36 (at Wyoming)	111 ('22 vs. Ole Miss)	--	2 ('22 vs. Ole Miss)	36 ('22 vs. Ole Miss)	1

RECEIVING

Name	Receptions		Yards		TDs		Longest Career Reception	100-Yd Games
	2023	Career	2023	Career	2023	Career		
#1 Myles Price	6 (at Wyoming)	13 ('22 vs. Texas)	65 (at Wyoming)	175 ('21 vs. Iowa State)	1 (at Wyoming)	1 (6x, last '23 at Wyoming)	54 ('22 vs. Houston)	1
#4 Jordan Brown	2 (at Wyoming)	2 (2x, last '23 at Wyo.)	51 (at Wyoming)	51 ('23 at Wyoming)	--	<i>has not happened</i>	27 ('23 at Wyoming)	-
#6 J.J. Sparkman	--	4 ('22 vs. Texas)	--	46 ('22 at TCU)	--	1 (3x, last '22 at TCU)	33 ('22 at TCU)	0
#9 Jerand Bradley	8 (at Wyoming)	8 (4x, last '23 at Wyo.)	88 (at Wyoming)	173 ('22 vs. Oklahoma)	1 (at Wyoming)	2 ('22 vs. Murray St.)	52 ('21 vs. Miss. St)	3
#10 Drae McCray	5 (at Wyoming)	12 ('22 at Alabama)*	42 (at Wyoming)	237 ('21 vs. Tenn. Tech)*	--	4 ('21 vs. Tenn. Tech)*	73 ('21 vs. Tenn. Tech)*	(6)*
#11 Loic Founji	1 (at Wyoming)	7 ('22 vs. Ole Miss)	20 (at Wyoming)	110 ('22 vs. Murray St.)	--	2 ('22 vs. Murray St.)	69 ('21 at Texas)	2
#13 Brady Boyd	--	3 ('22 at Oklahoma St.)	--	34 ('22 at Oklahoma St.)	--	1 ('22 vs. West Virginia)	18 ('22 at K-State)	0
#14 Xavier White	4 (at Wyoming)	9 ('22 at K-State)	28 (at Wyoming)	139 ('22 vs. West Virginia)	--	1 (5x, last '22 vs. West Virginia)	55 ('22 vs. West Virginia)	4
#15 Jayden York	2 (at Wyoming)	2 ('23 at Wyoming)	22 (at Wyoming)	22 ('23 at Wyoming)	1 (at Wyoming)	1 ('23 at Wyoming)	19 ('23 at Wyoming)	0
#20 Nehemiah Martinez	--	6 ('22 vs. West Virginia)	--	76 ('22 vs. Houston)	--	1 (2x, last '22 at K-State)	43 ('22 vs. Houston)	0
#43 Henry Teeter	--	1 (8x, last '22 vs. Ole Miss)	--	23 (2x, last '22 vs WVU)	--	1 ('22 vs. Baylor)	23 (2x, last '22 vs WVU)	0
#80 Mason Tharp	1 (at Wyoming)	3 (5x, last '22 vs. WVU)	10 (at Wyoming)	61 ('21 vs. FIU)	--	1 (3x, last '22 vs. Kansas)	25 (3x last '21 vs. OSU)	0
#88 Baylor Cupp	--	4 ('22 vs. Texas)	--	65 ('22 vs. Texas)	--	1 (2x, last '22 at Iowa State)	24 ('22 vs. Texas)	0
<i>Running Backs</i>								
#0 Cam'Ron Valdez	--	<i>has not happened</i>	--	<i>has not happened</i>	--	<i>has not happened</i>	--	-
#28 Tahj Brooks	2 (at Wyoming)	5 (2x, last '22 at NC State)	12 (at Wyoming)	44 ('22 at NC State)	--	1 ('22 vs. Texas)	18 ('21 vs. Iowa St)	0

DEFENSE

Name	Tackles		Sacks		TFLs		INT	FF
	2023	Career	2023	Career	2023	Career		
#0 Rayshad Williams	2 (at Wyoming)	7 ('21 vs. Oklahoma St.)	--	<i>has not happened</i>	--	1.0 (2x, last '22 vs. Murray St)	1 ('22 vs WVU)	--
#1 D. Taylor-Demerson	5 (at Wyoming)	9 ('22 at TCU)	--	1.0 ('22 at TCU)	--	2.0 ('22 vs. Kansas)	1 (6x)	1 (2x)
#3 Bryce Ramirez	1 (at Wyoming)	3 ('22 vs. Houston)	--	<i>has not happened</i>	--	<i>has not happened</i>	--	--
#5 Quincy Ledet Jr.	2 (at Wyoming)	8 ('22 vs. Southern Miss)*	--	1.0 (3x, last vs. Southern Miss)*	--	1.5 (2x, last vs. Southern Miss)*	--	1 (2x)*
#6 Myles Cole	1 (at Wyoming)	4 (4x, last '21 at LSU)*	--	1.0 ('20 vs. ULL)*	--	2.0 ('22 vs. Ole Miss)	--	--
#7 Steve Linton	5 (at Wyoming)	6 ('22 vs. Louisville)*	--	1.5 ('22 vs. Wagner)*	1.0 (at Wyoming)	2.0 ('22 vs. Louisville)*	--	1 ('22 vs ULJ)*
#8 Jesiah Pierre	14 (at Wyoming)	14 ('23 at Wyoming)	--	2.0 ('22 vs. Kansas)	--	2.5 ('22 at TCU)	--	1 ('22 vs Kansas)
#9 C.J. Baskerville	4 (at Wyoming)	9 ('21 vs. UTSA)*	--	<i>has not happened</i>	1.5 (at Wyoming)	1.5 ('23 at Wyoming)	1 ('21 vs UTSA)*	--
#10 Jacob Rodriguez	2 (at Wyoming)	5 ('22 vs. Baylor)	--	<i>has not happened</i>	--	1.0 (2x, last '22 vs. Ole Miss)	--	1 (2x)
#12 Bralyn Lux	2 (at Wyoming)	9 ('20 at UNLV)*	--	1.0 (2x, last '22 at Boise St.)*	1.0 (at Wyoming)	2.0 ('22 at UConn)*	1 (2x)*	1 (2x)*
#13 Ben Roberts	1 (at Wyoming)	1 ('23 at Wyoming)	--	<i>has not happened</i>	0.5 (at Wyoming)	0.5 ('23 at Wyoming)	--	--
#14 Joseph Adedire	--	4 ('22 vs. Oklahoma)	--	1.0 ('22 vs. Oklahoma)	--	1.0 (2x, last '22 vs. Oklahoma)	--	--
#18 Tyler Owens	2 (at Wyoming)	6 ('22 vs. Ole Miss)	--	<i>has not happened</i>	--	0.5 ('20 vs. Baylor)*	1 ('22 vs Ole Miss)	1 (2x)
#24 Malik Dunlap	3 (at Wyoming)	6 (2x, last '22 vs Baylor)*	--	1.0 ('20 Virginia)*	--	1.0 (2x)*	1 ('22 vs WVU)	--
#32 Tyrique Matthews	6 (at Wyoming)	6 ('23 at Wyoming)	--	<i>has not happened</i>	--	1.5 ('22 vs. Murray St.)	--	1 ('21 vs K-State)
#50 Trent Low	4 (at Wyoming)	4 ('23 at Wyoming)	0.5 (at Wyoming)	0.5 ('23 at Wyoming)	0.5 (at Wyoming)	0.5 ('23 at Wyoming)	--	--
#95 Jaylon Hutchings	2 (at Wyoming)	7 (2x, last '21 at Baylor)	1.0 (at Wyoming)	1.0 (7x, last '23 at Wyoming)	1.0 (at Wyoming)	2.0 ('21 vs. SFA)	--	1 (2x)
#97 Tony Bradford Jr.	3 (at Wyoming)	8 ('20 at Iowa State)	--	1.0 (9x, last '22 vs. Oklahoma)	--	3.0 ('22 vs. Baylor)	--	--
#98 E'Maurion Banks	3 (at Wyoming)	3 ('23 at Wyoming)	0.5 (at Wyoming)	0.5 ('23 at Wyoming)	0.5 (at Wyoming)	0.5 ('23 at Wyoming)	--	--

\* - indicates stats that include numbers accumulated at previous FBS institution

14 JOSEPH ADEDIRE

OLB | So. | 2nd Yr. | Mansfield, Texas | Summit HS

PARTICIPATION	2022	2023	CAREER
GP/GS	12/6	1/0	13/6

CAREER STATS

TACKLES	GP	UA	A	Total	TFL	Yds	PD	FF	FR	Blkd	QBH
2022	12	9	10	19	3.5	11	0	0	0	0	4
2023	1	0	0	0	0.0	0	0	0	0	0	0
Totals	13	9	10	19	3.5	11	0	0	0	0	4

SACKS	G	UA	A	Total	Yds
2022	12	1	0	1.0	4
2023	1	0	0	0.0	0
Totals	13	1	0	1.0	4

2023 GAME-BY-GAME STATS

Opponent	GS	UA	A	TOT	SACKS-YDS	TFL-YDS	FF	FR	INT	QBH
at Wyoming	0	0	0	0.0	0.0	0	0	0	0	0
Oregon	-	-	-	-	-	-	-	-	-	-
Tarleton State	-	-	-	-	-	-	-	-	-	-
at West Virginia	-	-	-	-	-	-	-	-	-	-
Houston	-	-	-	-	-	-	-	-	-	-
at Baylor	-	-	-	-	-	-	-	-	-	-
Kansas State	-	-	-	-	-	-	-	-	-	-
at BYU	-	-	-	-	-	-	-	-	-	-
TCU	-	-	-	-	-	-	-	-	-	-
at Kansas	-	-	-	-	-	-	-	-	-	-
UCF	-	-	-	-	-	-	-	-	-	-
at Texas	-	-	-	-	-	-	-	-	-	-
Totals	0	0	0	0.0-0	0.0-0	0	0	0	0	0

2022 GAME-BY-GAME STATS

Opponent	GS	UA	A	TOT	SACKS-YDS	TFL-YDS	FF	FR	INT	QBH
Murray State	DNP-injured									
Houston	0	0	0	0.0-0	0.0-0	0	0	0	0	0
at NC State	0	1	1	0.0-0	0.5-1	0	0	0	0	0
Texas	0	0	0	0.0-0	0.0-0	0	0	0	0	0
at Kansas State	1	0	1	0.0-0	0.0-0	0	0	0	0	0
at Oklahoma St.	*	2	0	2	0.0-0	1.0-5	0	0	0	1
West Virginia	0	1	1	0.0-0	0.0-0	0	0	0	0	0
Baylor	*	1	0	1	0.0-0	0.0-0	0	0	0	0
at TCU	1	2	3	0.0-0	0.0-0	0	0	0	0	0
Kansas	*	2	1	3	0.0-0	0.5-1	0	0	0	1
at Iowa State	*	1	0	1	0.0-0	0.0-0	0	0	0	1
Oklahoma	*	1	3	4	1.0-4	1.0-4	0	0	0	1
Ole Miss	*	0	2	2	0.0-0	0.5-0	0	0	0	0
Totals	9	10	19	1.0-4	3.5-11	0	0	0	4	

9 C.J. BASKERVILLE

DB | Jr. | 3rd Yr. (1st at Tech) | North Richland Hills, Texas | Richland HS

PARTICIPATION	2021*	2022*	2023	CAREER
GP/GS	14/4	8/7	1/0	23/11

\* at San Diego State

CAREER STATS

TACKLES	GP	UA	A	Total	TFL	Yds	PD	FF	FR	INT	QBH
2021 (SDSU)	14	23	16	39	1.0	3	3	0	1	1	0
2022 (SDSU)	8	20	16	36	1.5	4	3	0	0	0	0
2023 (TTU)	1	3	1	4	1.5	6	0	0	0	0	1
TOTALS	23	46	33	79	4.0	13	6	0	1	1	1

INTERCEPTIONS	GP	No	Yds	TD	LG	AVG/R
2021 (SDSU)	14	1	0	0	0	0.0
2022 (SDSU)	8	0	0	0	0	0.0
2023 (TTU)	1	0	0	0	0	0.0
TOTALS	23	1	0	0	0	0.0

2023 GAME-BY-GAME STATS

Opponent	GS	UA	A	TOT	TFL-YDS	INT-YDS	FF	FR	PBU
at Wyoming	3	1	4	1.5-6	0-0	0	0	0	0
Oregon	-	-	-	-	-	-	-	-	-
Tarleton St.	-	-	-	-	-	-	-	-	-
at West Virginia	-	-	-	-	-	-	-	-	-
Houston	-	-	-	-	-	-	-	-	-
at Baylor	-	-	-	-	-	-	-	-	-
Kansas State	-	-	-	-	-	-	-	-	-
at BYU	-	-	-	-	-	-	-	-	-
TCU	-	-	-	-	-	-	-	-	-
at Kansas	-	-	-	-	-	-	-	-	-
UCF	-	-	-	-	-	-	-	-	-
at Texas	-	-	-	-	-	-	-	-	-
Totals	3	1	4	1.5-6	0-0	0	0	0	0

2021 GAME-BY-GAME STATS (@ SAN DIEGO STATE)

Opponent	GS	UA	A	TOT	TFL-YDS	INT-YDS	FF	FR	PBU
Arizona	*	3	3	6	0.0-0	0-0	0	0	0
Idaho State	*	4	4	8	0.0-0	0-0	0	0	0
at Utah	*	4	0	4	1.0-3	0-0	0	0	0
Toledo	*	3	5	8	0.5-1	0-0	0	0	0
at Boise State	*	3	2	5	0.0-0	0-0	0	0	2
Hawai'i.	*	1	0	1	0.0-0	0-0	0	0	1
at Nevada	*	2	2	4	0.0-0	0-0	0	0	0
Air Force		0	0	0	0.0-0	0-0	0	0	0
Totals		20	16	36	1.5-4	0-0	0	0	3

2021 GAME-BY-GAME STATS (@ SAN DIEGO STATE)

Opponent	GS	UA	A	TOT	TFL-YDS	INT-YDS	FF	FR	PBU
New Mexico St.	0	0	0	0.0-0	0-0	0	0	0	0
at Arizona	0	0	0	0.0-0	0-0	0	0	0	0
Utah	0	0	0	0.0-0	0-0	0	0	0	0
Towson	1	1	2	0.5-2	0-0	0	0	0	0
New Mexico	1	1	2	0.0-0	0-0	0	0	0	0
at San Jose St.	0	0	0	0.0-0	0-0	0	0	0	0
at Air Force	1	0	1	0.0-0	0-0	0	0	0	0
Fresno State	0	0	0	0.0-0	0-0	0	0	0	0
at Hawai'i	1	1	2	0.0-0	0-0	0	1	0	0
Nevada	1	2	3	0.0-0	0-0	0	0	0	0
at UNLV	*	2	4	6	0.0-0	0-0	0	0	1
Boise State	*	3	2	5	0.5-1	0-0	0	0	0
Utah State	*	8	1	9	0.0-0	0-0	0	0	2
vs. UTSA	*	5	4	9	0.0-0	1-0	0	0	0
Totals		23	16	39	1.0-3	1-0	0	1	3

97 TONY  
BRADFORD JR.

DL | S-Sr. | 5th Yr. | Houston, Texas | North Shore HS

PARTICIPATION	2019	2020	2021	2022	2023	CAREER
GP/GS	11/2	8/8	10/2	13/13	1/1	43/26

CAREER STATS

TACKLES	GP	UA	A	Total	TFL	Yds	PD	FF	FR	Blkd	QBH
2019	11	9	4	13	2.0	7	0	0	0	0	0
2020	8	20	8	28	6.0	21	0	0	0	0	5
2021	10	15	17	32	8.0	33	2	0	0	0	1
2022	13	22	10	32	9.0	39	0	0	0	1	6
2023	1	1	2	3	0.0	0	0	0	0	0	0
Totals	43	67	41	108	25.0	100	2	0	0	1	12

SACKS	G	UA	A	Total	Yds
2019	11	0	2	1.0	6
2020	8	1	0	1.0	8
2021	10	3	1	3.5	22
2022	13	5	1	5.5	33
2023	1	0	0	0.0	0
Totals	43	9	4	11.0	69

2023 GAME-BY-GAME STATS

Opponent	GS	UA	A	TOT	SACKS-YDS	TFL-YDS	FF	FR	INT	QBH
at Wyoming	*	1	2	3	0.0-0	0.0-0	0	0	0	0
Oregon	-	-	-	-	-	-	-	-	-	-
Tarleton State	-	-	-	-	-	-	-	-	-	-
at West Virginia	-	-	-	-	-	-	-	-	-	-
Houston	-	-	-	-	-	-	-	-	-	-
at Baylor	-	-	-	-	-	-	-	-	-	-
Kansas State	-	-	-	-	-	-	-	-	-	-
at BYU	-	-	-	-	-	-	-	-	-	-
TCU	-	-	-	-	-	-	-	-	-	-
at Kansas	-	-	-	-	-	-	-	-	-	-
UCF	-	-	-	-	-	-	-	-	-	-
at Texas	-	-	-	-	-	-	-	-	-	-
Totals		1	2	3	0.0-0	0.0-0	0	0	0	0

2022 GAME-BY-GAME STATS

Opponent	GS	UA	A	TOT	SACKS-YDS	TFL-YDS	FF	FR	INT	QBH
Murray State	*	2	1	3	1.0-8	1.5-10	0	0	0	0
Houston	*	1	0	1	0.0-0	0.0-0	0	0	0	0
at NC State	*	0	1	1	0.0-0	0.0-0	0	0	0	1
Texas	*	1	2	3	0.5-3	0.5-3	0	0	0	0
at Kansas State	*	1	0	1	1.0-7	1.0-7	0	0	0	0
at Oklahoma St.	*	0	1	1	0.0-0	0.0-0	0	0	0	0
West Virginia	*	1	2	3	0.0-0	0.0-0	0	0	0	1
Baylor	*	5	0	5	1.0-6	3.0-9	0	0	0	0
at TCU	*	1	0	1	0.0-0	0.0-0	0	0	0	0
Kansas	*	1	0	1	0.0-0	1.0-1	0	0	0	0
at Iowa State	*	3	1	4	1.0-3	1.0-3	0	0	0	1
Oklahoma	*	2	1	3	1.0-6	1.0-6	0	0	0	2
vs. Ole Miss	*	4	1	5	0.0-0	0.0-0	0	0	0	1
Totals		22	10	32	5.5-33	9.0-39	0	0	0	6

2021 GAME-BY-GAME STATS

Opponent	GS	UA	A	TOT	SACKS-YDS	TFL-YDS	FF	FR	INT	QBH
vs. Houston		1	0	1	1.0-7	1.0-7	0	0	0	0
Stephen F. Austin		1	3	4	0.0-0	1.5-4	0	0	0	0
FIU		1	1	2	0.0-0	0.0-0	0	0	0	0
at Texas		0	1	1	0.0-0	0.0-0	0	0	0	0
at West Virginia	*	2	3	5	0.0-0	0.0-0	0	0	0	1
TCU	*	3	2	5	0.0-0	2.0-3	0	0	0	0
at Kansas		DNP-injured								
Kansas State		DNP-injured								
at Oklahoma		DNP-injured								
Iowa State		0	2	2	0.5-2	0.5-2	0	0	0	0
Oklahoma State		2	3	5	0.0-0	1.0-4	0	0	0	0
Baylor		4	2	6	1.0-3	1.0-3	0	0	0	0
Mississippi State		1	0	1	1.0-10	1.0-10	0	0	0	0
Totals		15	17	32	3.5-22	8.0-33	0	0	0	1

2020 GAME-BY-GAME STATS

Opponent	GS	UA	A	TOT	SACKS-YDS	TFL-YDS	FF	FR	INT	QBH
HBU	*	1	2	3	0.0-0	0.0-0	0	0	0	0
Texas	*	0	1	1	0.0-0	0.5-0	0	0	0	0
at Kansas St.	*	3	0	3	0.0-0	1.0-1	0	0	0	0
at Iowa St.	*	6	2	8	0.0-0	1.0-4	0	0	0	2
West Virginia	*	2	1	3	0.0-0	0.0-0	0	0	0	2
Baylor	*	3	0	3	0.0-0	1.0-4	0	0	0	0
at Oklahoma St.	*	0	1	1	0.0-0	0.0-0	0	0	0	0
Kansas	*	5	1	6	1.0-8	2.5-12	0	0	0	1
Totals		20	8	28	1.0-8	6.0-21	0	0	0	5

2019 GAME-BY-GAME STATS

Opponent	GS	UA	A	TOT	SACKS-YDS	TFL-YDS	FF	FR	INT	QBH
UTEP		1	1	2	0.5-4	0.5-4	0	0	0	0
Arizona		0	0	0	0.0-0	0.0-0	0	0	0	0
Oklahoma		0	0	0	0.0-0	0.0-0	0	0	0	0
Oklahoma St.	*	1	2	3	0.5-2	0.5-2	0	0	0	0
Baylor		2	0	2	0.0-0	0.0-0	0	0	0	0
Iowa St.		1	0	1	0.0-0	0.0-0	0	0	0	0
Kansas	*	0	0	0	0.0-0	0.0-0	0	0	0	0
West Virginia		1	0	1	0.0-0	1.0-1	0	0	0	0
TCU		1	1	2	0.0-0	0.0-0	0	0	0	0
Kansas St.		1	0	1	0.0-0	0.0-0	0	0	0	0
Texas		1	0	1	0.0-0	0.0-0	0	0	0	0
Totals		9	4	13	1.0-6	2.0-7	0	0	0	0

9 JERAND  
BRADLEY

WR | So. | 3rd Yr. | Frisco, Texas | Desoto HS

PARTICIPATION	2021	2022	2023	CAREER
GP/GS	4/0	12/9	1/1	17/10

CAREER STATS

RECEIVING	G	Rec	Yds	TD	Lg	Rec/G	Avg/C	Avg/G
2021	4	5	99	0	52	1.3	19.8	24.8
2022	12	51	744	6	47	4.3	14.6	62.0
2023	1	8	88	1	29	8.0	11.0	88.0
Totals	17	64	931	7	52	3.8	14.5	54.8

2023 GAME-BY-GAME

Opponent	GS	Rec	Yds	TD	Avg	LG	Rush	Yds	TD
at Wyoming	*	8	88	1	11.0	29	0	0	0
Oregon	-	-	-	-	-	-	-	-	-
Tarleton State	-	-	-	-	-	-	-	-	-
at West Virginia	-	-	-	-	-	-	-	-	-
Houston	-	-	-	-	-	-	-	-	-
at Baylor	-	-	-	-	-	-	-	-	-
Kansas State	-	-	-	-	-	-	-	-	-
at BYU	-	-	-	-	-	-	-	-	-
TCU	-	-	-	-	-	-	-	-	-
at Kansas	-	-	-	-	-	-	-	-	-
UCF	-	-	-	-	-	-	-	-	-
at Texas	-	-	-	-	-	-	-	-	-
Totals		8	88	1	11.0	29	0	0	0

2022 GAME-BY-GAME

Opponent	GS	Rec	Yds	TD	Avg	LG	Rush	Yds	TD
Murray State	*	6	108	2	18	39	0	0	0
Houston	*	6	50	0	8.3	21	0	0	0
at NC State	*	2	14	0	7	10	0	0	0
Texas	*	2	26	0	13	15	0	0	0
at Kansas State		0	0	0	0	0	0	0	0
at Oklahoma State	*	8	119	1	14.9	31	0	0	0
West Virginia	*	3	42	0	14	17	0	0	0
Baylor	*	2	44	0	22	27	0	0	0
at TCU		2	54	1	27	47	0	0	0
Kansas		DNP-injured							
at Iowa State		4	26	0	6.5	12	0	0	0
Oklahoma	*	8	173	1	21.6	44	0	0	0
vs. Ole Miss	*	8	88	1	11	36	0	0	0
Totals		51	744	6	14.6	47	0	0	0

28TAHJBROOKS

RB | Sr. | 4th Yr. | Manor, Texas | Manor HS

PARTICIPATION	2020	2021	2022	2023	CAREER
GP/GS	10/0	9/4	13/6	1/1	33/11

CAREER STATS

RUSHING	G	Att	Yds	TD	Lg	Avg/C	Avg/G
2020	10	69	255	4	28	3.7	25.5
2021	9	87	568	7	67	6.5	63.1
2022	13	147	691	7	37	4.7	53.2
2023	1	11	39	1	8	3.5	39.0
Totals	33	314	1,553	19	67	4.9	47.1

RECEIVING	G	Rec	Yds	TD	Lg	Rec/G	Avg/C	Avg/G
2020	10	13	61	0	16	1.3	4.7	6.1
2021	9	6	52	0	18	0.7	8.7	5.8
2022	13	26	164	1	17	2.0	6.3	12.6
2023	1	2	12	0	10	2.0	6.0	12.0
Totals	33	47	289	1	18	1.4	6.1	8.8

2023 GAME-BY-GAME

Opponent	GS	Rush	Yds	TD	LG	Rec	Yds	TD	LG
at Wyoming	*	11	39	1	8	2	12	0	10
Oregon		-	-	-	-	-	-	-	-
Tarleton State		-	-	-	-	-	-	-	-
at West Virginia		-	-	-	-	-	-	-	-
Houston		-	-	-	-	-	-	-	-
at Baylor		-	-	-	-	-	-	-	-
Kansas State		-	-	-	-	-	-	-	-
at BYU		-	-	-	-	-	-	-	-
TCU		-	-	-	-	-	-	-	-
at Kansas		-	-	-	-	-	-	-	-
UCF		-	-	-	-	-	-	-	-
at Texas		-	-	-	-	-	-	-	-
Totals		11	39	1	8	2	12	0	10

2022 GAME-BY-GAME

Opponent	GS	Rush	Yds	TD	LG	Rec	Yds	TD	LG
Murray State		6	50	3	23	1	1	0	1
Houston		17	78	1	19	5	34	0	17
at NC State	*	4	4	0	2	5	44	0	17
Texas		12	36	0	11	3	21	1	17
at Kansas State		10	39	0	7	4	5	0	3
at Oklahoma State		4	8	0	9	0	0	0	0
West Virginia	*	17	107	2	20	1	6	0	6
Baylor	*	16	98	0	31	2	17	0	10
at TCU	*	10	59	0	21	1	7	0	7
Kansas	*	16	51	1	9	0	0	0	0
at Iowa State	*	9	45	0	11	1	7	0	7
Oklahoma		12	26	0	6	3	22	0	11
vs. Ole Miss		14	90	0	37	0	0	0	0
Totals		147	691	7	37	26	164	1	17

2021 GAME-BY-GAME

Opponent	GS	Rush	Yds	TD	LG	Rec	Yds	TD	LG
vs. Houston	*	15	134	2	44	0	0	0	0
Stephen F. Austin		11	103	2	67	1	7	0	7
FIU	*	9	47	0	19	0	0	0	0
at Texas		DNP-injured							
at West Virginia		DNP-injured							
TCU		DNP-injured							
at Kansas		DNP-injured							
Kansas State		4	33	0	23	0	0	0	0
at Oklahoma	*	6	23	0	16	1	5	0	5
Iowa State	*	9	80	1	51	2	21	0	18
Oklahoma State		3	1	0	3	1	12	0	12
at Baylor		14	40	1	11	1	7	0	7
vs. Mississippi State		16	107	1	19	0	0	0	0
Totals		87	568	7	67	6	52	0	18

2020 GAME-BY-GAME

Opponent	GS	Rush	Yds	TD	LG	Rec	Yds	TD	LG
HBU		8	25	1	7	2	26	0	16
Texas		0	0	0	0	0	0	0	0
at Kansas St.		1	0	0	0	0	0	0	0
at Iowa St.		0	0	0	0	0	0	0	0
West Virginia		12	44	1	10	1	2	0	2
Oklahoma		12	30	0	16	3	19	0	10
at TCU		0	0	0	0	0	0	0	0
Baylor		14	48	2	9	1	6	0	6
at Oklahoma St.		6	29	0	12	4	7	0	6
Kansas		16	79	0	28	2	1	0	1
Totals		69	255	4	28	13	61	0	16

4JORDANBROWN

WR | Jr. | 4th Yr. (2nd at Tech) | Dallas, Texas | DeSoto HS

PARTICIPATION	2020*	2021*	2022	2023	CAREER
GP/GS	2/0	0/0	8/0	1/0	11/0

\* at Kansas

CAREER STATS

RECEIVING	G	Rec	Yds	TD	Lg	Rec/G	Avg/C	Avg/G
2020 (KU)	2	1	4	0	4	0.5	4.0	2.0
2021 (KU)	0	0	0	0	0	0.0	0.0	0.0
2022 (TTU)	8	3	18	0	10	0.4	6.0	2.3
2023 (TTU)	1	2	51	0	27	2.0	25.5	51.0
Totals	11	6	73	0	27	0.5	12.2	6.6

2023 GAME-BY-GAME

Opponent	GS	Rec	Yds	TD	Avg	LG	Rush	Yds	TD
at Wyoming		2	51	0	25.5	27	0	0	0
Oregon		-	-	-	-	-	-	-	-
Tarleton State		-	-	-	-	-	-	-	-
at West Virginia		-	-	-	-	-	-	-	-
Houston		-	-	-	-	-	-	-	-
at Baylor		-	-	-	-	-	-	-	-
Kansas State		-	-	-	-	-	-	-	-
at BYU		-	-	-	-	-	-	-	-
TCU		-	-	-	-	-	-	-	-
at Kansas		-	-	-	-	-	-	-	-
UCF		-	-	-	-	-	-	-	-
at Texas		-	-	-	-	-	-	-	-
Totals		2	51	0	25.5	27	0	0	0

6 MILES COLE

OLB | S-Sr. | 6th Yr. (2nd at Tech) | Shreveport, La. | Evangel Christian Academy

PARTICIPATION	2018*	2019*	2020*	2021*	2022	2023	CAREER
GP/GS	2/0	12/2	8/8	12/2	13/1	1/1	48/14

\* at Louisiana-Monroe

CAREER STATS

TACKLES	GP	UA	A	Total	TFL	Yds	PD	FF	FR	Blkd	QBH
2018 (ULM)	2	1	0	1	0.0	0	0	0	0	0	0
2019 (ULM)	12	2	1	3	1.0	5	0	0	0	0	0
2020 (ULM)	8	5	5	10	1.0	12	0	0	0	0	1
2021 (ULM)	12	6	22	28	1.0	5	0	0	0	0	2
2022 (TTU)	13	8	4	12	2.5	8	0	0	0	1	3
2023 (TTU)	1	1	0	1	0.0	0	1	0	0	0	0
Totals	48	23	32	55	5.5	30	1	0	0	1	6

SACKS

G	UA	A	Total	Yds
2018 (ULM)	2	0	0	0.0
2019 (ULM)	12	0	0	0.0
2020 (ULM)	8	1	0	1.0
2021 (ULM)	12	0	1	0.5
2022 (TTU)	13	0	0	0.0
2023 (TTU)	1	0	0	0.0
Totals	48	1	1	1.5

2023 GAME-BY-GAME STATS

Opponent	GS	UA	A	TOT	SACKS-YDS	TFL-YDS	FF	FR	INT	QBH
at Wyoming	*	1	0	1	0.0-0	0.0-0	0	0	0	0
Oregon	-	-	-	-	-	-	-	-	-	-
Tarleton State	-	-	-	-	-	-	-	-	-	-
at West Virginia	-	-	-	-	-	-	-	-	-	-
Houston	-	-	-	-	-	-	-	-	-	-
at Baylor	-	-	-	-	-	-	-	-	-	-
Kansas State	-	-	-	-	-	-	-	-	-	-
at BYU	-	-	-	-	-	-	-	-	-	-
TCU	-	-	-	-	-	-	-	-	-	-
at Kansas	-	-	-	-	-	-	-	-	-	-
UCF	-	-	-	-	-	-	-	-	-	-
at Texas	-	-	-	-	-	-	-	-	-	-
Totals	1	0	1	1	0.0-0	0.0-0	0	0	0	0

2022 GAME-BY-GAME STATS

Opponent	GS	UA	A	TOT	SACKS-YDS	TFL-YDS	FF	FR	INT	QBH
Murray State	1	2	3	3	0.0-0	0.5-1	0	0	0	0
Houston	0	0	0	0	0.0-0	0.0-0	0	0	0	0
at NC State	1	0	1	1	0.0-0	0.0-0	0	0	0	0
Texas	*	0	1	1	0.0-0	0.0-0	0	0	0	0
at Kansas State	2	0	2	2	0.0-0	0.0-0	0	0	0	0
at Oklahoma St.	0	0	0	0	0.0-0	0.0-0	0	0	0	0
West Virginia	0	1	1	1	0.0-0	0.0-0	0	0	0	0
Baylor	0	0	0	0	0.0-0	0.0-0	0	0	0	0
at TCU	0	0	0	0	0.0-0	0.0-0	0	0	0	0
Kansas	0	0	0	0	0.0-0	0.0-0	0	0	0	1
at Iowa State	2	0	2	2	0.0-0	0.0-0	0	0	0	1
Oklahoma	0	0	0	0	0.0-0	0.0-0	0	0	0	1
vs. Ole Miss	2	0	2	2	0.0-0	2.0-7	0	0	0	0
Totals	8	4	12	12	0.0-0	2.5-8	0	0	0	3

88 BAYLOR CUPP

TE | Sr. | 5th Yr. (2nd at Tech) | Brock, Texas | Brock HS

PARTICIPATION	2021*	2022	2023	CAREER
GP/GS	10/1	12/6	1/0	23/7

\* at Texas A&M

CAREER STATS

RECEIVING	G	Rec	Yds	TD	Lg	Rec/G	Avg/C	Avg/G
2021 (A&M)	10	0	0	0	0	0.0	0.0	0.0
2022 (TTU)	12	12	132	2	24	1.0	11.0	11.0
2023 (TTU)	1	0	0	0	0	0.0	0.0	0.0
Totals	23	12	132	2	24	0.5	11.0	5.7

2023 GAME-BY-GAME

Opponent	GS	Rec	Yds	TD	Avg	LG	Rush	Yds	TD
at Wyoming	0	0	0	0.0	0	0	0	0	0
Oregon	-	-	-	-	-	-	-	-	-
Tarleton State	-	-	-	-	-	-	-	-	-
at West Virginia	-	-	-	-	-	-	-	-	-
Houston	-	-	-	-	-	-	-	-	-
at Baylor	-	-	-	-	-	-	-	-	-
Kansas State	-	-	-	-	-	-	-	-	-
at BYU	-	-	-	-	-	-	-	-	-
TCU	-	-	-	-	-	-	-	-	-
at Kansas	-	-	-	-	-	-	-	-	-
UCF	-	-	-	-	-	-	-	-	-
at Texas	-	-	-	-	-	-	-	-	-
Totals	0	0	0	0.0	0	0	0	0	0

2022 GAME-BY-GAME

Opponent	GS	Rec	Yds	TD	Avg	LG	Rush	Yds	TD
Murray State	1	20	0	20	20	20	0	0	0
Houston	1	6	0	6	6	6	0	0	0
at NC State	DNP-injured						-	-	-
Texas	4	65	1	16.3	24	24	0	0	0
at Kansas State	0	0	0	0	0	0	0	0	0
at Oklahoma State	1	0	0	0	0	0	0	0	0
West Virginia	*	1	3	0	3	3	0	0	0
Baylor	2	24	0	12	14	14	0	0	0
at TCU	*	0	0	0	0	0	0	0	0
Kansas	*	0	0	0	0	0	0	0	0
at Iowa State	*	1	4	1	4	4	0	0	0
Oklahoma	*	1	10	0	10	10	0	0	0
vs. Ole Miss	*	0	0	0	0	0	0	0	0
Totals	12	132	2	11	24	24	0	0	0



24 MALIK DUNLAP

DB | S-Sr. | 6th Yr. (3rd at Tech) | Charlotte, N.C. | Harding Univ. HS

PARTICIPATION	2018*	2019*	2020*	2021	2022	2023	CAREER
GP/GS	2/0	12/5	9/5	7/1	12/11	1/0	43/22

\* at NC State

CAREER STATS

TACKLES	GP	UA	A	Total	TFL	Yds	PD	FF	FR	Blkd	QBH
2018 (NCST)	2	0	1	1	0.0	0	0	0	0	0	0
2019 (NCST)	12	10	10	20	1.5	2	8	0	0	0	0
2020 (NCST)	9	15	5	20	1.0	2	6	0	0	0	0
2021 (TTU)	7	4	3	7	0.0	0	0	0	0	0	0
2022 (TTU)	12	27	6	33	0.5	2	12	0	0	0	0
2023 (TTU)	1	3	0	3	0.0	0	0	0	0	0	0
TOTALS	43	59	25	84	3.0	6	26	0	0	0	0

INTERCEPTIONS

GP	No	Yds	TD	LG	AVG/R
2018 (NCST)	2	0	0	0	0.0
2019 (NCST)	12	0	0	0	0.0
2020 (NCST)	9	0	0	0	0.0
2021 (TTU)	7	0	0	0	0.0
2022 (TTU)	12	1	0	0	0.0
2023 (TTU)	1	0	0	0	0.0
TOTALS	43	1	0	0	0.0

2023 GAME-BY-GAME STATS

Opponent	GS	UA	A	TOT	TFL-YDS	INT-YDS	FF	FR	PBU
at Wyoming	3	0	3		0.0	0-0	0	0	0
Oregon	-	-	-		-	-	-	-	-
Tarleton St.	-	-	-		-	-	-	-	-
at West Virginia	-	-	-		-	-	-	-	-
Houston	-	-	-		-	-	-	-	-
at Baylor	-	-	-		-	-	-	-	-
Kansas State	-	-	-		-	-	-	-	-
at BYU	-	-	-		-	-	-	-	-
TCU	-	-	-		-	-	-	-	-
at Kansas	-	-	-		-	-	-	-	-
UCF	-	-	-		-	-	-	-	-
at Texas	-	-	-		-	-	-	-	-
Totals	3	0	3		0.0-0	0-0	0	0	0

2022 GAME-BY-GAME STATS

Opponent	GS	UA	A	TOT	TFL-YDS	INT-YDS	FF	FR	PBU
Murray State	3	0	3		0.0-0	0-0	0	0	0
Houston	*	2	0	2	0.0-0	0-0	0	0	2
at NC State	*	2	0	2	0.0-0	0-0	0	0	4
Texas	*	2	1	3	0.5-2	0-0	0	0	0
at Kansas State	*	2	0	2	0.0-0	0-0	0	0	0
at Oklahoma St.	*	0	0	0	0.0-0	0-0	0	0	1
West Virginia	*	1	0	1	0.0-0	1-0	0	0	1
Baylor	*	6	0	6	0.0-0	0-0	0	0	0
at TCU	*	1	2	3	0.0-0	0-0	0	0	1
Kansas	*	3	2	5	0.0-0	0-0	0	0	1
at Iowa State	DNP-injured								
Oklahoma	*	2	0	2	0.0-0	0-0	0	0	1
vs. Ole Miss	*	3	1	4	0.0-0	0-0	0	0	1
Totals	27	6	33		0.5-2	1-0	0	0	12

2021 GAME-BY-GAME STATS

Opponent	GS	UA	A	TOT	TFL-YDS	INT-YDS	FF	FR	PBU
vs. Houston	2	0	2		0.0-0	0-0	0	0	0
Stephen F. Austin	0	1	1		0.0-0	0-0	0	0	0
FIU	1	0	1		0.0-0	0-0	0	0	0
at Texas	DNP-injured								
at West Virginia	DNP-injured								
TCU	DNP-injured								
at Kansas	0	0	0		0.0-0	0-0	0	0	0
Kansas State	0	0	0		0.0-0	0-0	0	0	0
at Oklahoma	*	0	2	2	0.0-0	0-0	0	0	0
Iowa State	1	0	1		0.0-0	0-0	0	0	0
Oklahoma State	DNP-injured								
at Baylor	DNP-injured								
vs. Mississippi St.	DNP-injured								
Totals	4	3	7		0.0-0	0-0	0	0	0

11 LOIC FOUONJI

WR | Sr. | 4th Yr. | Midland, Texas | Midland HS

PARTICIPATION	2020	2021	2022	2023	CAREER
GP/GS	9/0	10/1	13/3	1/1	33/5

CAREER STATS

RECEIVING	G	Rec	Yds	TD	Lg	Rec/G	Avg/C	Avg/G
2020	9	5	69	1	31	0.6	13.8	7.7
2021	10	8	168	1	69	0.8	21.0	16.8
2022	13	34	451	3	39	2.6	13.3	34.7
2023	1	1	20	0	20	1.0	20.0	20.0
Totals	33	48	708	5	69	1.4	15.0	21.3

2023 GAME-BY-GAME

Opponent	GS	Rec	Yds	TD	Avg	LG	Rush	Yds	TD
at Wyoming	*	1	20	0	20.0	20	0	0	0
Oregon	-	-	-	-	-	-	-	-	-
Tarleton State	-	-	-	-	-	-	-	-	-
at West Virginia	-	-	-	-	-	-	-	-	-
Houston	-	-	-	-	-	-	-	-	-
at Baylor	-	-	-	-	-	-	-	-	-
Kansas State	-	-	-	-	-	-	-	-	-
at BYU	-	-	-	-	-	-	-	-	-
TCU	-	-	-	-	-	-	-	-	-
at Kansas	-	-	-	-	-	-	-	-	-
UCF	-	-	-	-	-	-	-	-	-
at Texas	-	-	-	-	-	-	-	-	-
Totals	1	20	0	20.0	20		0	0	0

2022 GAME-BY-GAME

Opponent	GS	Rec	Yds	TD	Avg	LG	Rush	Yds	TD
Murray State	*	4	110	2	27.5	39	0	0	0
Houston	*	3	30	0	10	13	0	0	0
at NC State	2	28	0	14	18		0	0	0
Texas	0	0	0	0	0	0	0	0	0
at Kansas State	3	24	0	8	10		0	0	0
at Oklahoma State	2	14	0	7	7		0	0	0
West Virginia	3	25	1	8.3	12		0	0	0
Baylor	0	0	0	0	0	0	0	0	0
at TCU	1	7	0	7	7		0	0	0
Kansas	5	52	0	10.4	18		0	0	0
at Iowa State	0	0	0	0	0	0	0	0	0
Oklahoma	4	61	0	15.3	34		0	0	0
vs. Ole Miss	*	7	100	0	14.3	27	0	0	0
Totals	34	451	3	13.3	39		0	0	0

2021 GAME-BY-GAME

Opponent	GS	Rec	Yds	TD	Avg	LG	Rush	Yds	TD
vs. Houston	0	0	0	0	0	0	0	0	0
Stephen F. Austin	0	0	0	0	0	0	0	0	0
FIU	1	12	0	12.0	12		0	0	0
at Texas	2	78	1	39.0	69		0	0	0
at West Virginia	*	2	50	0	25.0	46	0	0	0
TCU	1	14	0	14.0	14		0	0	0
at Kansas	2	14	0	7.0	8		0	0	0
Kansas State	0	0	0	0.0	0		0	0	0
at Oklahoma	0	0	0	0.0	0		0	0	0
Oklahoma State	0	0	0	0.0	0		0	0	0
at Baylor	DNP-injured								
vs. Mississippi State	DNP-injured								
Totals	8	168	1	21.0	69		0	0	0

2020 GAME-BY-GAME

Opponent	GS	Rec	Yds	TD	Avg	LG	Rush	Yds	TD
Houston Baptist	DNP								
Texas	0	0	0	0.0	0		0	0	0
at Kansas State	1	8	0	8.0	8		0	0	0
at Iowa State	0	0	0	0.0	0		0	0	0
West Virginia	0	0	0	0.0	0		0	0	0
Oklahoma	2	25	0	12.5	22		0	0	0
at TCU	0	0	0	0.0	0		0	0	0
Baylor	0	0	0	0.0	0		0	0	0
at Oklahoma State	2	36	1	18.0	31		0	0	0
Kansas	0	0	0	0.0	0		0	0	0
Totals	5	69	1	13.8	31		0	0	0

99 GINO GARCIA

K | R-Sr. | 5th Yr. (2nd at Tech) | Richardson, Texas | Pearce HS

PARTICIPATION	2019*	2020*	2021*	2022	2023	CAREER
GP/GS	12/0	4/0	10/0	3/0	1/0	30/0

\* at Houston Christian

CAREER STATS						
FIELD GOALS	G	Made	Att	Lg	Pct	
2019 (HCU)	12	18	26	54	69.2	
2020 (HCU)	4	5	10	50	50.0	
2021 (HCU)	13	9	10	59	90.0	
2022 (TTU)	3	0	1	0	0.0	
2023 (TTU)	1	2	5	54	40.0	
TOTALS	30	34	52	59	65.4	

SCORING	G	TD	Rush	Pass	Retn	PAT	2PAT	FG	Total	Avg/G
2019 (HCU)	12	0	0	0	0	47	0	18	101	8.4
2020 (HCU)	4	0	0	0	0	16	0	5	31	7.8
2021 (HCU)	13	0	0	0	0	21	0	9	48	4.8
2022 (TTU)	3	0	0	0	0	7	0	0	7	2.3
2023 (TTU)	1	0	0	0	0	3	0	2	9	9.0
TOTALS	30	0	0	0	0	94	0	34	196	6.5

95 JAYLON HUTCHINGS

DT | S-Sr. | 6th Yr. | Forney, Texas | Forney HS

PARTICIPATION	2018	2019	2020	2021	2022	2023	CAREER
GP/GS	3/0	12/10	10/10	13/13	13/13	1/1	52/47

CAREER STATS												
TACKLES	GP	UA	A	Total	TFL	Yds	PD	FF	FR	Blkd	QBH	
2018	3	1	1	2	0.0	0	0	0	0	0	0	
2019	12	18	9	27	3.5	11	0	1	0	0	2	
2020	10	15	8	23	3.0	9	0	0	0	1	1	
2021	13	22	25	47	6.5	36	0	0	0	0	4	
2022	13	30	20	50	5.5	19	0	1	1	0	4	
2023	1	2	0	2	1.0	5	0	0	0	0	0	
TOTALS	52	88	63	151	19.5	80	0	2	1	1	11	

SACKS	G	UA	A	Total	Yds	
2018	3	0	0	0.0	0	
2019	12	1	1	1.5	4	
2020	10	0	2	1.0	5	
2021	13	3	1	3.5	27	
2022	13	1	1	1.5	13	
2023	1	1	0	1.0	5	
TOTALS	52	6	5	8.5	54	

2023 GAME-BY-GAME STATS											
Opponent	GS	UA	A	TOT	SACKS-YDS	TFL-YDS	FF	FR	INT	QBH	
at Wyoming	*	2	0	2	1.0-5	1.0-5	0	0	0	0	
Oregon	-	-	-	-	-	-	-	-	-	-	
Tarleton State	-	-	-	-	-	-	-	-	-	-	
at West Virginia	-	-	-	-	-	-	-	-	-	-	
Houston	-	-	-	-	-	-	-	-	-	-	
at Baylor	-	-	-	-	-	-	-	-	-	-	
Kansas State	-	-	-	-	-	-	-	-	-	-	
at BYU	-	-	-	-	-	-	-	-	-	-	
TCU	-	-	-	-	-	-	-	-	-	-	
at Kansas	-	-	-	-	-	-	-	-	-	-	
UCF	-	-	-	-	-	-	-	-	-	-	
at Texas	-	-	-	-	-	-	-	-	-	-	
Totals	2	0	2	1.0-5	1.0-5	0	0	0	0	0	

2022 GAME-BY-GAME STATS											
Opponent	GS	UA	A	TOT	SACKS-YDS	TFL-YDS	FF	FR	INT	QBH	
Murray State	*	2	1	3	0.0-0	1.0-2	0	0	0	0	
Houston	*	4	2	6	0.0-0	0.5-1	0	0	0	0	
at NC State	*	1	3	4	0.0-0	0.0-0	0	0	0	0	
Texas	*	3	1	4	0.0-0	0.0-0	0	0	0	1	
at Kansas State	*	1	0	1	0.0-0	0.0-0	0	0	0	1	
at Oklahoma St.	*	1	3	4	0.0-0	1.0-2	0	0	0	1	
West Virginia	*	1	2	3	0.0-0	0.0-0	0	0	0	0	
Baylor	*	3	1	4	0.0-0	0.5-0	0	0	0	0	
at TCU	*	3	0	3	1.0-8	1.0-8	0	0	0	0	
Kansas	*	2	0	2	0.0-0	0.0-0	0	1	0	0	
at Iowa State	*	2	4	6	0.5-5	0.5-5	0	0	0	0	
Oklahoma	*	3	1	4	0.0-0	0.0-0	0	0	0	1	
vs. Ole Miss	*	4	2	6	0.0-0	1.0-1	1	0	0	0	
Totals		30	20	50	1.5-13	5.5-19	1	1	0	4	

2021 GAME-BY-GAME STATS											
Opponent	GS	UA	A	TOT	SACKS-YDS	TFL-YDS	FF	FR	INT	QBH	
vs. Houston	*	1	1	2	1.0-11	1.0-11	0	0	0	0	
Stephen F. Austin	*	3	2	5	1.0-6	2.0-9	0	0	0	0	
FIU	*	1	2	3	0.0-0	0.0-0	0	0	0	0	
at Texas	*	0	2	2	0.0-0	0.0-0	0	0	0	0	
at West Virginia	*	2	2	4	1.0-8	1.0-8	0	0	0	0	
TCU	*	1	6	7	0.0-0	0.5-2	0	0	0	0	
at Kansas	*	2	0	2	0.0-0	0.0-0	0	0	0	0	
Kansas State	*	3	0	3	0.0-0	0.0-0	0	0	0	1	
at Oklahoma	*	0	1	1	0.0-0	0.0-0	0	0	0	1	
Iowa State	*	2	2	4	0.5-2	1.5-6	0	0	0	0	
Oklahoma State	*	2	2	4	0.0-0	0.0-0	0	0	0	0	
at Baylor	*	2	5	7	0.0-0	0.5-1	0	0	0	1	
vs. Mississippi St.	*	3	0	3	0.0-0	0.0-0	0	0	0	0	
Totals		22	25	47	3.5-27	6.5-36	0	0	0	4	

2020 GAME-BY-GAME STATS											
Opponent	GS	UA	A	TOT	SACKS-YDS	TFL-YDS	FF	FR	INT	QBH	
HBU	*	0	4	4	1.0-5	1.5-6	0	0	0	0	
Texas	*	2	0	2	0.0-0	0.0-0	0	0	0	0	
at Kansas St.	*	2	0	2	0.0-0	0.0-0	0	0	0	0	
at Iowa St.	*	0	1	1	0.0-0	0.0-0	0	0	0	0	
West Virginia	*	2	0	2	0.0-0	0.0-0	0	0	0	0	
Oklahoma	*	0	2	2	0.0-0	0.5-2	0	0	0	1	
at TCU	*	1	1	2	0.0-0	0.0-0	0	0	0	0	
Baylor	*	3	0	3	0.0-0	0.0-0	0	0	0	0	
at Oklahoma St.	*	1	0	1	0.0-0	0.0-0	0	0	0	0	
Kansas	*	4	0	4	0.0-0	1.0-1	0	0	0	0	
Totals		15	8	23	1.0-5	3.0-9	0	0	0	1	

2019 GAME-BY-GAME STATS											
Opponent	GS	UA	A	TOT	SACKS-YDS	TFL-YDS	FF	FR	INT	QBH	
Montana St.		0	3	3	0.0-0	0.5-1	0	0	0	0	
UTEP		1	1	2	0.0-0	0.0-0	0	0	0	0	
at Arizona	*	5	0	5	1.0-2	1.0-2	0	0	0	0	
at Oklahoma	*	0	0	0	0.0-0	0.0-0	0	0	0	0	
Oklahoma St.	*	1	1	2	0.5-2	0.5-2	1	0	0	1	
at Baylor	*	1	1	2	0.0-0	0.5-2	0	0	0	0	
Iowa St.	*	0	1	1	0.0-0	0.0-0	0	0	0	0	
at Kansas	*	3	0	3	0.0-0	1.0-4	0	0	0	0	
at West Virginia	*	1	0	1	0.0-0	0.0-0	0	0	0	0	
TCU	*	2	1	3	0.0-0	0.0-0	0	0	0	0	
Kansas St.	*	2	0	2	0.0-0	0.0-0	0	0	0	1	
at Texas	*	2	1	3	0.0-0	0.0-0	0	0	0	0	
Totals		18	9	27	1.5-4	3.5-11	1	0	0	2	

2018 GAME-BY-GAME STATS											
Opponent	GS	UA	A	TOT	SACKS-YDS	TFL-YDS	FF	FR	INT	QBH	
Lamar		0	0	0	0.0-0	0.0-0	0	0	0	0	
Kansas		1	1	2	0.0-0	0.0-0	0	0	0	0	
vs. Baylor		0	0	0	0.0-0	0.0-0	0	0	0	0	
Totals		1	1	2	0.0-0	0.0-0	0	0	0	0	



5 QUINCY  
LEDET JR.

DL | Sr. | 4th Yr. (1st at Tech) | Orange, Texas | West Orange-Stark HS

PARTICIPATION	2020*	2021*	2022*	2023	CAREER
GP/GS	8/0	11/9	12/10	1/0	32/19

\* at Louisiana-Monroe

CAREER STATS

TACKLES	GP	UA	A	Total	TFL	Yds	PD	FF	FR	Blkd
2020 (ULM)	8	5	6	11	0.0	0	0	0	0	0
2021 (ULM)	11	6	22	28	1.0	10	1	1	0	0
2022 (ULM)	12	17	20	37	5.0	34	1	0	0	0
2023 (TTU)	1	2	0	2	0.0	0	0	1	0	0
Totals	32	30	48	78	6.0	44	2	2	0	0

SACKS	G	UA	A	Total	Yds
2020 (ULM)	8	0	0	0.0	0
2021 (ULM)	11	1	0	1.0	10
2022 (ULM)	12	2	2	3.0	27
2023 (TTU)	1	0	0	0.0	0
Totals	32	3	2	4.0	37

2023 GAME-BY-GAME STATS

Opponent	GS	UA	A	TOT	SACKS-YDS	TFL-YDS	FF	FR	INT	QBH
at Wyoming	2	0	2	0.0-0	0.0-0	1	0	0	0	
Oregon	-	-	-	-	-	-	-	-	-	
Tarleton State	-	-	-	-	-	-	-	-	-	
at West Virginia	-	-	-	-	-	-	-	-	-	
Houston	-	-	-	-	-	-	-	-	-	
at Baylor	-	-	-	-	-	-	-	-	-	
Kansas State	-	-	-	-	-	-	-	-	-	
at BYU	-	-	-	-	-	-	-	-	-	
TCU	-	-	-	-	-	-	-	-	-	
at Kansas	-	-	-	-	-	-	-	-	-	
UCF	-	-	-	-	-	-	-	-	-	
at Texas	-	-	-	-	-	-	-	-	-	
Totals	2	0	2	0.0-0	0.0-0	1	0	0	0	

2022 GAME-BY-GAME STATS (@ ULM)

Opponent	GS	UA	A	TOT	SACKS-YDS	TFL-YDS	FF	FR	INT	QBH
at Texas	*	2	0	2	1.0-9	1.0-9	0	0	0	0
Nicholls	*	0	1	1	0.0-0	0.0-0	0	0	0	0
at Alabama	*	0	0	0	0.0-0	0.0-0	0	0	0	0
Louisiana	*	1	3	4	0.0-0	0.0-0	0	0	0	0
at Arkansas St.	2	1	3	0.5-7	0.5-7	0	0	0	0	
Coastal Carolina	0	1	1	0.0-0	0.0-0	0	0	0	0	
at South Alabama*	0	1	1	0.0-0	0.0-0	0	0	0	0	
at Army	*	1	1	2	0.0-0	0.0-0	0	0	0	0
Texas State	*	5	1	6	0.5-1	1.5-6	0	0	0	0
at Georgia State	*	0	2	2	0.0-0	0.0-0	0	0	0	0
at Troy	*	3	4	7	0.0-0	0.5-1	0	0	0	0
Southern Miss	*	3	5	8	1.0-10	1.5-11	0	0	0	0
Totals	17	20	37	3.0-27	5.0-34	0	0	0	0	

7 STEVE  
LINTON

OLB | Sr. | 5th Yr. (1st at Tech) | Dublin, Ga. | Dublin HS

PARTICIPATION	2019*	2020*	2021*	2022*	2023	CAREER
GP/GS	3/0	8/1	7/0	11/1	1/1	30/3

\* indicates seasons at Syracuse

CAREER STATS

TACKLES	GP	UA	A	Total	TFL	Yds	PD	FF	FR	Blkd	QBH
2019 (SU)	3	0	2	2	0.0	0	0	0	0	0	0
2020 (SU)	8	11	4	15	0.5	2	0	0	1	0	2
2021 (SU)	7	4	3	7	2.0	2	1	0	0	0	1
2022 (SU)	11	11	11	22	6.0	37	0	1	2	0	4
2023 (TTU)	1	4	1	5	1.0	4	0	0	1	0	0
TOTALS	30	30	21	51	9.5	45	1	1	4	0	7

SACKS	G	UA	A	Total	Yds
2019 (SU)	3	0	0	0.0	0
2020 (SU)	8	0	0	0.0	0
2021 (SU)	7	1	0	1.0	1
2022 (SU)	11	3	1	3.5	31
2023 (TTU)	1	0	0	0.0	0
TOTALS	30	4	1	4.5	32

2023 GAME-BY-GAME STATS

Opponent	GS	UA	A	TOT	SACKS-YDS	TFL-YDS	FF	FR	INT	QBH
at Wyoming	*	4	1	5	0.0-0	1.0-4	0	1	0	0
Oregon	-	-	-	-	-	-	-	-	-	
Tarleton State	-	-	-	-	-	-	-	-	-	
at West Virginia	-	-	-	-	-	-	-	-	-	
Houston	-	-	-	-	-	-	-	-	-	
at Baylor	-	-	-	-	-	-	-	-	-	
Kansas State	-	-	-	-	-	-	-	-	-	
at BYU	-	-	-	-	-	-	-	-	-	
TCU	-	-	-	-	-	-	-	-	-	
at Kansas	-	-	-	-	-	-	-	-	-	
UCF	-	-	-	-	-	-	-	-	-	
at Texas	-	-	-	-	-	-	-	-	-	
Totals	4	1	5	0.0-0	1.0-4	0	1	0	0	

2022 GAME-BY-GAME STATS (@ SYRACUSE)

Opponent	GS	UA	A	TOT	SACKS-YDS	TFL-YDS	FF	FR	INT	QBH
Louisville	3	3	6	1.0-3	2.0-6	1	1	0	0	
at UConn	*	1	0	1	0.0-0	0.0-0	0	0	0	0
Purdue	1	1	2	0.0-0	0.0-0	0	0	0	0	
Virginia	1	0	1	0.0-0	1.0-1	0	0	0	1	
Wagner	1	1	2	1.5-17	1.5-17	0	0	0	0	
NC State	0	0	0	0.0-0	0.0-0	0	0	0	0	
at Clemson	1	2	3	1.0-11	1.0-11	0	0	0	0	
Notre Dame	1	1	2	0.0-0	0.5-2	0	0	0	2	
at Pittsburgh	DNP									
Florida State	0	0	0	0.0-0	0.0-0	0	0	0	0	
at Wake Forest	1	3	4	0.0-0	0.0-0	0	0	0	1	
at Boston College	1	0	1	0.0-0	0.0-0	0	1	0	0	
vs. Minnesota	DNP									
Totals	11	11	22	3.5-31	6.0-37	1	2	0	4	

12 BRALYN LUX

DB | Sr. | 5th Yr. (1st at Tech) | San Jose, Calif. | King's Academy

PARTICIPATION	2020*	2021*	2022*	2023	CAREER
GP/GS	6/6	13/8	8/8	1/1	28/23

\* indicates seasons at Fresno State

CAREER STATS

TACKLES	GP	UA	A	Total	TFL	Yds	PD	FF	FR	Blkd	INT
2020 (FS)	6	27	3	30	1.0	1	4	1	1	0	1
2021 (FS)	13	18	6	24	1.0	2	4	0	1	0	1
2022 (FS)	8	30	5	35	3.0	16	8	1	0	0	0
2023 (TUJ)	1	2	0	2	1.0	2	1	0	0	0	0
TOTALS	28	77	14	91	6.0	21	16	2	2	0	2

2023 GAME-BY-GAME STATS

Opponent	GS	UA	A	TOT	TFL-YDS	INT-YDS	FF	FR	PBU
at Wyoming	*	2	0	2	1.0-2	0-0	0	0	1
Oregon	-	-	-	-	-	-	-	-	-
Tarleton St.	-	-	-	-	-	-	-	-	-
at West Virginia	-	-	-	-	-	-	-	-	-
Houston	-	-	-	-	-	-	-	-	-
at Baylor	-	-	-	-	-	-	-	-	-
Kansas State	-	-	-	-	-	-	-	-	-
at BYU	-	-	-	-	-	-	-	-	-
TCU	-	-	-	-	-	-	-	-	-
at Kansas	-	-	-	-	-	-	-	-	-
UCF	-	-	-	-	-	-	-	-	-
at Texas	-	-	-	-	-	-	-	-	-
Totals	2	0	2	2	1.0-2	0-0	0	0	1

2022 GAME-BY-GAME STATS (@ FRESNO STATE)

Opponent	GS	UA	A	TOT	TFL-YDS	INT-YDS	FF	FR	PBU
Cal Poly	*	2	0	2	0.0-0	0-0	0	0	0
Oregon State	*	6	2	8	0.0-0	0-0	0	0	2
at USC	*	6	0	6	0.0-0	0-0	0	0	1
at UConn	*	7	1	8	2.0-14	0-0	1	0	0
at Boise State	*	3	1	4	1.0-2	0-0	0	0	1
San Jose State	*	3	0	3	0.0-0	1-0	0	0	3
at New Mexico	*	2	1	3	0.0-0	0-0	0	0	0
San Diego State	*	1	0	1	0.0-0	0-0	0	0	0
Hawai'i	DNP-injured								
at UNLV	DNP-injured								
at Nevada	DNP-injured								
Wyoming	DNP-injured								
at Boise State	DNP-injured								
vs. Washington St.	DNP-injured								
Totals	30	5	35	35	3.0-16	1-0	1	0	7

2021 GAME-BY-GAME STATS (@ FRESNO STATE)

Opponent	GS	UA	A	TOT	TFL-YDS	INT-YDS	FF	FR	PBU
UConn	*	1	0	1	0.0-0	0-0	0	0	1
at Oregon	*	0	0	0	0.0-0	0-0	0	0	1
Cal Poly	*	4	0	4	0.0-0	0-0	0	0	0
at UCLA	*	0	1	1	0.0-0	0-0	0	1	1
UNLV	*	3	1	4	0.0-0	0-0	0	0	1
at Hawai'i	*	2	0	2	0.0-0	0-0	0	0	0
at Wyoming	*	1	0	1	1.0-2	0-0	0	0	0
Nevada	*	4	0	4	0.0-0	0-0	0	0	0
at San Diego St.	*	1	0	1	0.0-0	0-0	0	0	0
Boise State		0	0	0	0.0-0	0-0	0	0	0
New Mexico		0	1	1	0.0-0	0-0	0	0	0
at San Jose State		2	2	4	0.0-0	0-0	0	0	0
vs. UTEP		0	3	3	0.0-0	0-0	0	0	0
Totals	18	6	24	24	1.0-2	0-0	0	1	4

2020 GAME-BY-GAME STATS (@ FRESNO STATE)

Opponent	GS	UA	A	TOT	TFL-YDS	INT-YDS	FF	FR	PBU
Hawai'i	*	8	0	8	1.0-1	0-0	1	0	1
Colorado State	*	6	0	6	0.0-0	0-0	0	0	1
at UNLV	*	7	2	9	0.0-0	0-0	0	0	0
at Utah State	*	2	0	2	0.0-0	0-0	0	0	2
at Nevada	*	2	1	3	0.0-0	1-24	0	0	0
vs. New Mexico	*	2	0	2	0.0-0	0-0	0	0	0
Totals	27	3	30	30	1.0-1	1-24	1	0	4

20 NEHEMIAH MARTINEZ

WR | Jr. | 3rd Yr. | Lubbock, Texas | Cooper HS

PARTICIPATION	2021	2022	2023	CAREER
GP/GS	11/0	13/4	0/0	24/4

CAREER STATS

ALL PURPOSE	G	Rush	Rec	PR	KR	IR	Total	Avg/G
2021	11	19	0	0	21	0	40	3.6
2022	13	12	394	0	130	0	536	41.2
2023	0	0	0	0	0	0	0	0.0
Totals	24	31	394	0	151	0	576	24.0

2023 GAME-BY-GAME

Opponent	GS	Rec	Yds	TD	Avg	LG	Rush	Yds	TD
at Wyoming	DNP-injured						-	-	-
Oregon	-	-	-	-	-	-	-	-	-
Tarleton State	-	-	-	-	-	-	-	-	-
at West Virginia	-	-	-	-	-	-	-	-	-
Houston	-	-	-	-	-	-	-	-	-
at Baylor	-	-	-	-	-	-	-	-	-
Kansas State	-	-	-	-	-	-	-	-	-
at BYU	-	-	-	-	-	-	-	-	-
TCU	-	-	-	-	-	-	-	-	-
at Kansas	-	-	-	-	-	-	-	-	-
UCF	-	-	-	-	-	-	-	-	-
at Texas	-	-	-	-	-	-	-	-	-
Totals	0	0	0	0	0.0	0	0	0	0

2022 GAME-BY-GAME

Opponent	GS	Rec	Yds	TD	Avg	LG	Rush	Yds	TD
Murray State		2	43	0	21.5	24	0	0	0
Houston		5	76	1	15.2	43	0	0	0
at NC State		4	46	0	11.5	18	0	0	0
Texas	*	3	14	0	4.7	7	0	0	0
at Kansas State		1	6	1	6	6	0	0	0
at Oklahoma State	*	2	26	0	13	16	0	0	0
West Virginia	*	6	52	0	8.7	15	1	6	0
Baylor		0	0	0	0	0	0	0	0
at TCU		0	0	0	0	0	1	6	0
Kansas		2	36	0	18	34	0	0	0
at Iowa State		3	33	0	11	21	0	0	0
Oklahoma	*	4	62	0	15.5	24	0	0	0
vs. Ole Miss		0	0	0	0	0	0	0	0
Totals	32	394	2	12.3	43		2	12	0

10 DRAE McCRAY

WR | Jr. | 3rd Yr. (1st at Tech) | Tallahassee, Fla. | N. Florida Christian HS

PARTICIPATION	2021*	2022*	2023	CAREER
GP/GS	11/11	11/11	1/0	23/22

\* indicates seasons at Austin Peay

CAREER STATS

RECEIVING	G	Rec	Yds	TD	Lg	Rec/G	Avg/C	Avg/G
2021	11	53	867	8	73	4.8	16.4	78.8
2022	11	76	1,021	9	72	6.9	13.4	92.8
2023	1	5	42	0	15	5.0	8.4	42.0
Totals	23	134	1,930	17	73	5.8	14.4	83.9

2023 GAME-BY-GAME

Opponent	GS	Rec	Yds	TD	Avg	Lg	Rush	Yds	TD
at Wyoming		5	42	0	8.4	15	0	0	0
Oregon	-	-	-	-	-	-	-	-	-
Tarleton State	-	-	-	-	-	-	-	-	-
at West Virginia	-	-	-	-	-	-	-	-	-
Houston	-	-	-	-	-	-	-	-	-
at Baylor	-	-	-	-	-	-	-	-	-
Kansas State	-	-	-	-	-	-	-	-	-
at BYU	-	-	-	-	-	-	-	-	-
TCU	-	-	-	-	-	-	-	-	-
at Kansas	-	-	-	-	-	-	-	-	-
UCF	-	-	-	-	-	-	-	-	-
at Texas	-	-	-	-	-	-	-	-	-
Totals		5	42	0	8.4	15	0	0	0

2022 GAME-BY-GAME

Opponent	GS	Rec	Yds	TD	Avg	Lg	Rush	Yds	TD
at Western Kentucky	*	7	90	2	12.9	44	1	17	0
Presbyterian	*	7	113	0	16.1	26	1	8	0
Mississippi Valley State	*	10	158	2	15.8	36	0	0	0
at Alabama A&M	*	1	1	0	1.0	1	0	0	0
Eastern Kentucky	*	6	59	1	9.8	24	2	8	0
at Central Arkansas	*	7	73	0	10.4	34	0	0	0
Murray State	*	5	166	2	33.2	72	2	-1	0
Jacksonville State	*	6	68	1	11.3	23	4	17	0
at North Alabama	*	5	106	1	21.2	62	2	5	0
at Kennesaw State	*	10	95	0	9.5	21	0	0	0
at Alabama	*	12	92	0	7.6	32	0	0	0
Totals		76	1,021	9	13.4	72	12	54	0

2021 GAME-BY-GAME

Opponent	GS	Rec	Yds	TD	Avg	Lg	Rush	Yds	TD
at Chattanooga	*	5	87	1	17.4	57	0	0	0
at Ole Miss	*	6	87	0	14.5	51	0	0	0
Moorhead State	*	5	86	0	17.2	52	0	0	0
at Eastern Kentucky	*	8	59	0	7.4	11	0	0	0
Tennessee State	*	4	40	0	10.0	22	0	0	0
Southeast Missouri	*	2	18	0	9.0	13	0	0	0
at Murray State	*	4	23	1	5.8	14	0	0	0
at UT Martin	*	2	23	0	11.5	16	0	0	0
Eastern Illinois	*	6	137	2	22.8	45	0	0	0
at Tennessee State	*	4	70	0	17.5	45	0	0	0
Tennessee Tech	*	7	237	4	33.9	73	1	1	0
Totals		53	867	8	16.4	73	1	1	0

31 AUSTIN MCNAMARA

P | S-Sr. | 5th Yr. | Gilbert, Ariz. | Highland HS

PARTICIPATION	2019	2020	2021	2022	2023	CAREER
GP/GS	12/0	9/0	13/0	13/0	1/0	48/0

CAREER PUNTING	G	No.	Yards	Lg	Avg
2019	12	59	2657	66	45.0
2020	9	41	1898	87	46.3
2021	13	42	2023	70	48.2
2022	13	50	2215	65	44.3
2023	1	4	199	54	49.8
Totals	48	196	8992	87	45.9

2023 GAME-BY-GAME STATS

Opponent	No	Yds	Avg	Long	Blkd	TB	FC	50+	I20
at Wyoming	4	199	49.8	54	0	1	3	3	2
Oregon	-	-	-	-	-	-	-	-	-
Tarleton State	-	-	-	-	-	-	-	-	-
at West Virginia	-	-	-	-	-	-	-	-	-
Houston	-	-	-	-	-	-	-	-	-
at Baylor	-	-	-	-	-	-	-	-	-
Kansas State	-	-	-	-	-	-	-	-	-
at BYU	-	-	-	-	-	-	-	-	-
TCU	-	-	-	-	-	-	-	-	-
at Kansas	-	-	-	-	-	-	-	-	-
UCF	-	-	-	-	-	-	-	-	-
at Texas	-	-	-	-	-	-	-	-	-
Totals	4	199	49.8	54	0	1	3	3	2

2022 GAME-BY-GAME STATS

Opponent	No	Yds	Avg	Long	Blkd	TB	FC	50+	I20
Murray State	4	183	43.8	56	0	0	0	2	3
Houston	4	178	44.5	53	0	0	2	1	2
at NC State	6	247	41.2	50	0	0	3	1	1
Texas	2	85	42.5	59	0	0	0	1	1
at Kansas State	3	136	45.3	60	0	1	1	1	1
at Oklahoma State	4	166	41.5	46	0	0	3	0	0
West Virginia	2	108	54.0	65	0	1	0	1	1
Baylor	2	96	48.0	53	0	0	1	1	1
at TCU	6	282	47.0	55	0	1	2	4	3
Kansas	3	140	46.7	63	0	0	2	2	0
at Iowa State	7	273	39.0	49	0	0	6	0	1
Oklahoma	6	283	47.2	52	0	0	4	1	1
vs. Ole Miss	1	38	38.0	38	0	0	1	0	0
Totals	50	2215	44.3	65	0	3	25	15	15

2021 GAME-BY-GAME STATS

Opponent	No	Yds	Avg	Long	Blkd	TB	FC	50+	I20
vs Houston	5	230	46.0	54	0	1	2	2	1
SFA	4	181	45.2	47	0	0	3	0	2
FIU	3	128	42.7	50	0	0	3	1	2
at Texas	2	93	46.5	48	0	1	0	0	0
at West Virginia	3	138	46.0	52	0	0	1	2	2
TCU	2	99	49.5	55	0	0	0	1	0
at Kansas	0	0	0.0	0	0	0	0	0	0
Kansas State	2	82	41.0	50	0	1	1	1	0
at Oklahoma	3	142	47.3	50	0	0	2	1	2
Iowa State	2	95	47.5	53	0	0	1	1	0
Oklahoma State	9	508	56.4	70	0	2	5	8	4
at Baylor	3	143	47.7	55	0	0	2	1	2
at Mississippi St.	4	184	46.0	61	0	0	0	2	2
Totals	42	2023	48.2	70	0	5	20	20	17

2020 GAME-BY-GAME STATS

Opponent	No	Yds	Avg	Long	Blkd	TB	FC	50+	I20
Houston Baptist	4	159	39.8	43	0	1	3	0	1
Texas	5	239	47.8	56	1	0	2	2	2
at Kansas State	2	97	48.5	49	0	0	2	0	2
at Iowa State	6	261	43.5	47	0	1	4	0	1
West Virginia	5	267	53.4	87	0	2	2	2	1
Oklahoma	6	262	43.7	52	0	0	2	3	1
at TCU	7	330	47.1	56	0	0	1	2	1
at Oklahoma State	4	176	44.0	55	0	0	1	1	1
Kansas	2	107	53.5	55	0	0	0	2	1
Totals	41	1898	46.3	87	1	4	17	12	11

2019 GAME-BY-GAME STATS

Opponent	No	Yds	Avg	Long	Blkd	TB	FC	50+	I20
Montana State	5	242	48.4	57	0	0	4	2	2
UTEP	4	188	47.0	55	0	0	1	1	1
at Arizona	7	321	45.8	56	0	1	3	2	4
at Oklahoma	6	291	48.5	66	0	1	2	2	1
Oklahoma State	5	168	33.6	51	0	0	2	1	2
at Baylor	4	178	44.5	60	0	0	0	2	1
Iowa State	6	280	46.7	57	0	2	2	2	0
at Kansas	5	211	42.2	48	0	0	3	0	3
at West Virginia	5	227	45.4	58	0	1	2	2	1
TCU	4	189	47.2	52	0	0	4	1	2
Kansas State	4	165	41.2	49	0	0	3	0	2
at Texas	4	197	49.2	56	0	0	0	2	1
Totals	59	2657	45.0	66	0	5	26	17	20

2 BEHREN  
MORTON

QB | So. | 3rd Yr. | Eastland, Texas | Eastland HS

PARTICIPATION	2021	2022	2023	CAREER
GP/GS	2/0	9/4	0/0	11/4

CAREER STATS

PASSING	G	Att	Cmp	Int	Yds	TD	Lg	Pct	Avg/G	Effic
2021	2	1	3	0	0	0	0	33.3	0.0	33.3
2022	9	96	169	6	1,117	7	55	56.8	124.1	118.9
2023	-	-	-	-	-	-	-	-	-	-
Totals	11	97	172	6	1,117	7	55	56.4	101.5	117.4

RUSHING	G	Att	Yds	TD	Lg	Avg/C	Avg/G
2021	2	2	15	0	17	7.5	7.5
2022	9	42	79	2	15	1.9	8.8
2023	-	-	-	-	-	-	-
Totals	11	44	94	2	17	2.1	8.5

2023 GAME-BY-GAME

Opponent	GS	Comp	Att	TD	INT	Yds	Lg	Run	Yds	TD	LG
at Wyoming		DNP									
Oregon		-	-	-	-	-	-	-	-	-	-
Tarleton State		-	-	-	-	-	-	-	-	-	-
at West Virginia		-	-	-	-	-	-	-	-	-	-
Houston		-	-	-	-	-	-	-	-	-	-
at Baylor		-	-	-	-	-	-	-	-	-	-
Kansas State		-	-	-	-	-	-	-	-	-	-
at BYU		-	-	-	-	-	-	-	-	-	-
TCU		-	-	-	-	-	-	-	-	-	-
at Kansas		-	-	-	-	-	-	-	-	-	-
UCF		-	-	-	-	-	-	-	-	-	-
at Texas		-	-	-	-	-	-	-	-	-	-
Totals		0	0	0	0	0	0	0	0	0	0

2022 GAME-BY-GAME

Opponent	GS	Comp	Att	TD	INT	Yds	Lg	Run	Yds	TD	LG
Murray State		7	10	1	1	97	24	3	-15	0	2
Houston		0	0	0	0	0	0	0	0	0	0
at NC State		4	7	0	1	85	38	2	20	0	13
Texas		0	0	0	0	0	0	0	0	0	0
at Kansas State		DNP									
at Oklahoma St. *		39	62	2	1	379	36	17	53	1	15
West Virginia *		28	45	2	0	325	55	8	17	0	8
Baylor *		11	34	1	3	152	39	6	6	1	14
at TCU *		7	10	1	0	79	47	6	-2	0	4
Kansas		DNP-injured									
at Iowa State		DNP-injured									
Oklahoma		DNP-injured									
vs. Ole Miss		0	1	0	0	0	0	0	0	0	0
Totals		96	169	7	6	1,117	55	42	79	2	15

18 TYLER  
OWENS

DB | S-Sr. | 5th Yr. (2nd at Tech) | Plano, Texas | Plano East HS

PARTICIPATION	2019*	2020*	2021*	2022	2023	CAREER
GP/GS	13/1	9/0	5/0	12/2	1/1	40/4

CAREER STATS

TACKLES	GP	UA	A	Total	TFL	Yds	PD	FF	FR	Blkd	QBH
2019 (UT)	13	6	2	8	0.0	0	0	0	0	0	0
2020 (UT)	9	2	1	3	0.5	2	1	0	0	1	0
2021 (UT)	5	2	0	2	0.0	0	0	0	0	0	0
2022 (TTU)	12	14	5	19	0.0	0	2	2	0	1	0
2023 (TTU)	1	2	0	2	0.0	0	1	0	0	0	0
TOTALS	40	26	8	34	0.5	2	4	2	0	2	0

INTERCEPTIONS	GP	No	Yds	TD	LG	AVG/R
2019 (UT)	13	0	0	0	0	0.0
2020 (UT)	9	0	0	0	0	0.0
2021 (UT)	5	0	0	0	0	0.0
2022 (TTU)	12	1	0	0	0	0.0
2023 (TTU)	1	0	0	0	0	0.0
TOTALS	40	1	0	0	0	0.0

2023 GAME-BY-GAME STATS

Opponent	GS	UA	A	TOT	TFL-YDS	INT-YDS	FF	FR	PBU
at Wyoming	*	2	0	2	0.0-0	0-0	0	0	1
Oregon	-	-	-	-	-	-	-	-	-
Tarleton St.	-	-	-	-	-	-	-	-	-
at West Virginia	-	-	-	-	-	-	-	-	-
Houston	-	-	-	-	-	-	-	-	-
at Baylor	-	-	-	-	-	-	-	-	-
Kansas State	-	-	-	-	-	-	-	-	-
at BYU	-	-	-	-	-	-	-	-	-
TCU	-	-	-	-	-	-	-	-	-
at Kansas	-	-	-	-	-	-	-	-	-
UCF	-	-	-	-	-	-	-	-	-
at Texas	-	-	-	-	-	-	-	-	-
Totals		2	0	2	0.0-0	0-0	0	0	1

2022 GAME-BY-GAME STATS

Opponent	GS	UA	A	TOT	TFL-YDS	INT-YDS	FF	FR	PBU
Murray State		1	0	1	0.0-0	0-0	0	0	0
Houston		0	0	0	0.0-0	0-0	0	0	0
at NC State		1	0	1	0.0-0	0-0	0	0	0
Texas		1	0	1	0.0-0	0-0	0	0	0
at Kansas State		1	0	1	0.0-0	0-0	0	0	0
at Oklahoma St. *		2	1	3	0.0-0	0-0	0	0	2
West Virginia		DNP-injured							
Baylor		0	0	0	0.0-0	0-0	0	0	0
at TCU		1	1	2	0.0-0	0-0	0	0	0
Kansas		0	0	0	0.0-0	0-0	0	0	0
at Iowa State		3	1	4	0.0-0	0-0	1	0	0
Oklahoma		0	0	0	0.0-0	0-0	0	0	0
vs. Ole Miss *		4	2	6	0.0-0	1-0	1	0	0
Totals		14	5	19	0.0-0	1-0	2	0	2



8 JESIAH  
PIERRE

LB | Sr. | 5th Yr. (3rd at Tech) | Mount Dora, Fla. | Mount Dora Christian Academy

PARTICIPATION	2019*	2020*	2021	2022	2023	CAREER
GP/GS	2/0	11/0	11/3	13/10	1/1	38/14

\* at Florida

CAREER STATS

TACKLES	GP	UA	A	Total	TFL	Yds	PD	FF	FR	Blkd	QBH
2019 (UF)	2	0	0	0	0.0	0	0	0	0	0	0
2020 (UF)	11	3	5	8	0.5	4	0	0	0	0	0
2021 (TTU)	11	15	12	27	1.0	2	0	0	0	0	0
2022 (TTU)	13	24	16	40	7.0	28	1	1	0	0	3
2023 (TTU)	1	10	4	14	0.0	0	0	0	0	0	0
Totals	38	52	37	89	8.5	34	1	1	0	0	3

2023 GAME-BY-GAME STATS

Opponent	GS	UA	A	TOT	SACKS-YDS	TFL-YDS	FF	FR	INT	QBH
at Wyoming	*	10	4	14	0.0-0	0.0-0	0	0	0	0
Oregon	-	-	-	-	-	-	-	-	-	-
Tarleton State	-	-	-	-	-	-	-	-	-	-
at West Virginia	-	-	-	-	-	-	-	-	-	-
Houston	-	-	-	-	-	-	-	-	-	-
at Baylor	-	-	-	-	-	-	-	-	-	-
Kansas State	-	-	-	-	-	-	-	-	-	-
at BYU	-	-	-	-	-	-	-	-	-	-
TCU	-	-	-	-	-	-	-	-	-	-
at Kansas	-	-	-	-	-	-	-	-	-	-
UCF	-	-	-	-	-	-	-	-	-	-
at Texas	-	-	-	-	-	-	-	-	-	-
Totals		10	4	14	0.0-0	0.0-0	0	0	0	0

2022 GAME-BY-GAME STATS

Opponent	GS	UA	A	TOT	SACKS-YDS	TFL-YDS	FF	FR	INT	QBH
Murray State	*	1	2	3	0.0-0	0.0-0	0	0	0	0
Houston	*	0	0	0	0.0-0	0.0-0	0	0	0	0
at NC State	*	0	2	2	0.0-0	0.0-0	0	0	0	0
Texas	*	0	0	0	0.0-0	0.0-0	0	0	0	0
at Kansas State		1	0	1	0.0-0	0.0-0	0	0	0	0
at Oklahoma St.	*	3	2	5	1.0-1	1.0-1	0	0	0	0
West Virginia	*	1	1	2	0.0-0	0.0-0	0	0	0	0
Baylor	*	3	2	5	0.0-0	0.0-0	0	0	0	0
at TCU	*	1	4	5	1.5-8	2.5-11	0	0	0	1
Kansas	*	6	1	7	2.0-12	2.0-12	1	0	0	0
at Iowa State	*	4	2	6	0.0-0	1.5-4	0	0	0	1
Oklahoma		2	0	2	0.0-0	0.0-0	0	0	0	0
vs. Ole Miss		2	0	2	0.0-0	0.0-0	0	0	0	1
Totals		24	16	40	4.5-21	7.0-28	1	0	0	3

2021 GAME-BY-GAME STATS

Opponent	GS	UA	A	TOT	SACKS-YDS	TFL-YDS	FF	FR	INT	QBH
vs. Houston		3	2	5	0.0-0	0.5-1	0	0	0	0
Stephen F. Austin		0	2	2	0.0-0	0.0-0	0	0	0	0
FIU		3	1	4	0.0-0	0.0-0	0	0	0	0
at Texas		2	0	2	0.0-0	0.0-0	0	0	0	0
at West Virginia	*	1	2	3	0.0-0	0.0-0	0	0	0	0
TCU	*	3	3	6	0.0-0	0.5-1	0	0	0	0
at Kansas	*	0	0	0	0.0-0	0.0-0	0	0	0	0
Kansas State		0	0	0	0.0-0	0.0-0	0	0	0	0
at Oklahoma		2	0	2	0.0-0	0.0-0	0	0	0	0
Iowa State	DNP									
Oklahoma State		1	2	3	0.0-0	0.0-0	0	0	0	0
at Baylor		0	0	0	0.0-0	0.0-0	0	0	0	0
vs. Mississippi St.	DNP									
Totals		15	12	27.0	0.0-0	1.0-2	0	0	0	0

2020 GAME-BY-GAME STATS (@ FLORIDA)

Opponent	UA	A	TOT	SACKS-YDS	TFL-YDS	FF	FR	INT	QBH
at Ole Miss	0	0	0	0.0-0	0.0-0	0	0	0	0
South Carolina	0	0	0	0.0-0	0.0-0	0	0	0	0
at Texas A&M	0	0	0	0.0-0	0.0-0	0	0	0	0
Mizzou	0	1	1	0.0-0	0.0-0	0	0	0	0
vs. Georgia	0	0	0	0.0-0	0.0-0	0	0	0	0
Arkansas	0	0	0	0.0-0	0.0-0	0	0	0	0
at Vanderbilt	0	4	4	0.0-0	0.5-4	0	0	0	0
Kentucky	2	0	2	0.0-0	0.0-0	0	0	0	0
at Tennessee	1	0	1	0.0-0	0.0-0	0	0	0	0
LSU	0	0	0	0.0-0	0.0-0	0	0	0	0
vs. Alabama	0	0	0	0.0-0	0.0-0	0	0	0	0
vs. Oklahoma	DNP								
Totals	3	5	8	0.0-0	0.5-4	0	0	0	0

1 MYLES  
PRICE

WR | Sr. | 4th Yr. | The Colony, Texas | The Colony HS

PARTICIPATION	2020	2021	2022	2023	CAREER
GP/GS	9/3	12/9	11/9	1/1	33/22

CAREER STATS

RECEIVING	G	Rec	Yds	TD	Lg	Rec/G	Avg/C	Avg/G
2020	9	28	300	1	44	3.1	10.7	33.3
2021	12	38	523	2	48	3.2	13.8	43.6
2022	11	51	513	2	54	4.6	10.1	46.6
2023	1	6	65	1	33	6.0	10.8	65.0
Totals	33	123	1401	6	54	3.8	11.3	42.6

RUSHING

2020	9	12	124	1	70	10.3	13.8
2021	12	14	83	1	15	5.9	6.9
2022	11	0	0	0	0	0.0	0.0
2023	1	0	0	0	0	0.0	0.0
Totals	33	26	207	2	70	8.0	6.5

KICK RETURNS

2020	9	3	59	19.7	0	29
2021	12	0	0	0.0	0	0
2022	11	0	0	0.0	0	0
2023	1	0	0	0.0	0	0
Totals	33	3	59	19.7	0	29

PUNT RETURNS

2020	9	0	0	0	0	0.0	0.0
2021	12	2	37	0	27	18.5	3.1
2022	11	8	63	0	20	7.9	5.7
2023	1	1	8	0	8	8.0	8.8
Totals	33	11	108	0	27	9.8	3.3

ALL PURPOSE

2020	9	124	300	0	59	0	488	54.2
2021	12	83	523	37	0	0	643	53.6
2022	11	0	513	63	0	0	576	52.4
2023	1	0	65	8	0	0	73	73.0
Totals	33	207	1,401	108	59	0	1,775	53.8

2023 GAME-BY-GAME

Opponent	GS	Rec	Yds	TD	Avg	LG	Rush	Yds	TD
at Wyoming	*	6	65	1	10.8	33	0	0	0
Oregon	-	-	-	-	-	-	-	-	-
Tarleton State	-	-	-	-	-	-	-	-	-
at West Virginia	-	-	-	-	-	-	-	-	-
Houston	-	-	-	-	-	-	-	-	-
at Baylor	-	-	-	-	-	-	-	-	-
Kansas State	-	-	-	-	-	-	-	-	-
at BYU	-	-	-	-	-	-	-	-	-
TCU	-	-	-	-	-	-	-	-	-
at Kansas	-	-	-	-	-	-	-	-	-
UCF	-	-	-	-	-	-	-	-	-
at Texas	-	-	-	-	-	-	-	-	-
Totals		6	65	1	10.8	33	0	0	0

2022 GAME-BY-GAME

Opponent	GS	Rec	Yds	TD	Avg	LG	Rush	Yds	TD
Murray State	*	3	39	0	13	17	0	0	0
Houston	*	5	78	1	15.6	54	0	0	0
at NC State	*	4	50	1	12.5	24	0	0	0
Texas	*	13	98	0	7.5	26	0	0	0
at Kansas State	*	6	44	0	7.3	16	0	0	0
at Oklahoma State	DNP-injured								
West Virginia	DNP-injured								
Baylor		1	16	0	16	16	0	0	0
at TCU	*	2	14	0	7	13	0	0	0
Kansas	*	5	43	0	8.6	18	0	0	0
at Iowa State	*	3	42	0	14	28	0	0	0
Oklahoma		6	54	0	9	19	0	0	0
vs. Ole Miss	*	3	35	0	11.7	20	0	0	0
Totals		51	513	2	10.1	54	0	0	0

2021 GAME-BY-GAME

Opponent	GS	Rec	Yds	TD	Avg	LG	Rush	Yds	TD
vs. Houston	*	0	0	0	0.0	0	2	8	0
Stephen F. Austin	*	2	14	0	7.0	12	2	-5	0
FIU	*	2	19	0	9.5	15	0	0	0
at Texas	*	5	75	1	15.0	40	1	9	0
at West Virginia		2	8	0	4.0	5	1	14	0
TCU	*	2	41	0	20.5	27	2	20	0
at Kansas	*	2	20	0	10.0	15	3	25	1
Kansas State		4	64	0	16.0	40	2	2	0
at Oklahoma	*	6	36	0	6.0	14	0	0	0

Opponent	GS	Rec	Yds	TD	Avg	LG	Rush	Yds	TD
Iowa State	*	9	175	1	19.4	39	0	0	0
Oklahoma State	*	1	-1	0	-1.0	-1	0	0	0
at Baylor	DNP								
vs. Mississippi St.		3	72	0	24.0	48	2	15	0
Totals		38	523	2	13.8	48	14	94	1

2020 GAME-BY-GAME

Opponent	GS	Rec	Yds	TD	Avg	LG	Rush	Yds	TD
Houston Baptist	DNP								
Texas		1	8	0	8.0	8	1	7	0
at Kansas St.		6	51	1	8.5	21	1	5	0
at Iowa St.	*	2	16	0	8.0	12	1	10	0
West Virginia	*	7	79	0	11.3	44	2	13	0
Oklahoma		1	9	0	9.0	9	0	0	0
at TCU		4	30	0	7.5	1	1	12	0
Baylor		1	5	0	5.0	5	2	-1	0
at Oklahoma St.		4	59	0	14.8	24	2	7	0
Kansas	*	2	43	0	21.5	33	2	71	1
Totals		28	300	1	10.7	44	12	124	1

3 BRYCE  
RAMIREZ

OLB | Sr. | 5th Yr. | Missouri City, Texas | George Ranch HS

PARTICIPATION	2019	2020	2021	2022	2023	CAREER
GP/GS	0/0	0/0	7/0	2/1	1/0	10/1

CAREER STATS

TACKLES	GP	UA	A	Total	TFL	Yds	PD	FF	FR	Blkd	QBH
2021	7	2	1	3	0.0	0	0	0	0	0	0
2022	2	4	0	4	0.0	0	0	0	0	0	0
2023	1	0	1	1	0.0	0	0	0	0	0	0
Totals	10	6	2	8	0.0	0	0	0	0	0	0

2022 GAME-BY-GAME STATS

Opponent	GS	UA	A	TOT	SACKS-YDS	TFL-YDS	FF	FR	INT	QBH
at Wyoming	0	1	1	1	0.0-0	0.0-0	0	0	0	0
Oregon	-	-	-	-	-	-	-	-	-	-
Tarleton State	-	-	-	-	-	-	-	-	-	-
at West Virginia	-	-	-	-	-	-	-	-	-	-
Houston	-	-	-	-	-	-	-	-	-	-
at Baylor	-	-	-	-	-	-	-	-	-	-
Kansas State	-	-	-	-	-	-	-	-	-	-
at BYU	-	-	-	-	-	-	-	-	-	-
TCU	-	-	-	-	-	-	-	-	-	-
at Kansas	-	-	-	-	-	-	-	-	-	-
UCF	-	-	-	-	-	-	-	-	-	-
at Texas	-	-	-	-	-	-	-	-	-	-
Totals	0	1	1	1	0.0-0	0.0-0	0	0	0	0

10 JACOB  
RODRIGUEZ

LB | Jr. | 3rd Yr. (2nd at Tech) | Wichita Falls, Texas | Rider HS

PARTICIPATION	2021	2022	2023	CAREER
GP/GS	12/0	12/0	1/1	25/1

CAREER STATS

TACKLES	GP	UA	A	Total	TFL	Yds	PD	FF	FR	Blkd	QBH
2021 (UNA)	12	1	0	1	0.0	0	0	0	0	0	0
2022 (TTU)	12	17	12	29	3.0	7	0	1	0	0	0
2023 (TTU)	1	2	0	2	0.0	0	0	1	1	0	0
Totals	25	20	12	32	3.0	7	0	2	1	0	0

2023 GAME-BY-GAME STATS

Opponent	GS	UA	A	TOT	SACKS-YDS	TFL-YDS	FF	FR	INT	QBH
at Wyoming	*	2	0	2	0.0-0	0.0-0	1	1	0	0
Oregon	-	-	-	-	-	-	-	-	-	-
Tarleton State	-	-	-	-	-	-	-	-	-	-
at West Virginia	-	-	-	-	-	-	-	-	-	-
Houston	-	-	-	-	-	-	-	-	-	-
at Baylor	-	-	-	-	-	-	-	-	-	-
Kansas State	-	-	-	-	-	-	-	-	-	-
at BYU	-	-	-	-	-	-	-	-	-	-
TCU	-	-	-	-	-	-	-	-	-	-
at Kansas	-	-	-	-	-	-	-	-	-	-
UCF	-	-	-	-	-	-	-	-	-	-
at Texas	-	-	-	-	-	-	-	-	-	-
Totals		2	0	2	0.0-0	0.0-0	1	1	0	0

2022 GAME-BY-GAME STATS

Opponent	GS	UA	A	TOT	SACKS-YDS	TFL-YDS	FF	FR	INT	QBH
Murray State	0	4	4	4	0.0-0	1.0-2	0	0	0	0
Houston	0	0	0	0	0.0-0	0.0-0	0	0	0	0
at NC State	2	2	4	4	0.0-0	0.5-1	0	0	0	0
Texas	1	0	1	1	0.0-0	0.0-0	0	0	0	0
at Kansas State	1	0	1	1	0.0-0	0.0-0	0	0	0	0
at Oklahoma St.	1	1	2	2	0.0-0	0.0-0	0	0	0	2
West Virginia	4	0	4	4	0.0-0	0.0-0	1	0	0	1
Baylor	3	2	5	5	0.0-0	0.0-0	0	0	0	0
at TCU	0	2	2	2	0.0-0	0.5-1	0	0	0	0
Kansas	2	0	2	2	0.0-0	0.0-0	0	0	0	0
at Iowa State	1	0	1	1	0.0-0	0.0-0	0	0	0	0
Oklahoma	DNP-injured									
vs. Ole Miss	2	1	3	3	0.0-0	1.0-3	0	0	0	0
Totals	17	12	29	29	0.0-0	3.0-7	1	0	0	3

12 TYLER SHOUGH

QB | S-Sr. | 6th Yr. (3rd at Tech) | Chandler, Ariz. | Hamilton HS

PARTICIPATION	2018*	2019*	2020*	2021	2022	2023	CAREER
GP/GS	3/0	5/0	7/7	4/4	7/5	1/1	27/17

\* indicates seasons at Oregon

CAREER STATS

PASSING	G	Att	Cmp	Int	Yds	TD	Lg	Pct	Avg/G	Effic
2018 (UD)	3	0	0	0	0	0	0	0.0	0.0	0.00
2019 (UD)	5	12	15	0	144	3	35	80.0	28.8	226.64
2020 (UD)	7	106	167	6	1,559	13	71	63.5	222.7	160.39
2021 (TTU)	4	64	92	3	872	6	75	69.6	218.0	164.18
2022 (TTU)	7	106	177	4	1,304	7	47	59.9	186.3	130.3
2023 (TTU)	1	47	31	1	338	3	33	66.0	338.0	143.2
Totals	27	498	319	14	4,217	32	75	64.1	156.2	150.8

TOTAL OFF. G Rush Pass Total Avg/G

2018 (UD)	3	0	0	0	0.0
2019 (UD)	5	11	144	155	31.0
2020 (UD)	7	271	1,559	1,830	261.4
2021 (TTU)	4	114	872	886	221.5
2022 (TTU)	7	269	1,304	1,573	224.7
2023 (TTU)	1	36	338	374	374.0
Totals	27	601	4,217	4,818	178.4

2023 GAME-BY-GAME

Opponent	GS	Comp	Att	TD	INT	Yds	Lg	Run	Yds	TD	LG
at Wyoming	*	31	47	3	1	338	33	15	36	0	12
Oregon	-	-	-	-	-	-	-	-	-	-	-
Tarleton State	-	-	-	-	-	-	-	-	-	-	-
at West Virginia	-	-	-	-	-	-	-	-	-	-	-
Houston	-	-	-	-	-	-	-	-	-	-	-
at Baylor	-	-	-	-	-	-	-	-	-	-	-
Kansas State	-	-	-	-	-	-	-	-	-	-	-
at BYU	-	-	-	-	-	-	-	-	-	-	-
TCU	-	-	-	-	-	-	-	-	-	-	-
at Kansas	-	-	-	-	-	-	-	-	-	-	-
UCF	-	-	-	-	-	-	-	-	-	-	-
at Texas	-	-	-	-	-	-	-	-	-	-	-
Totals		31	47	3	1	338	33	15	36	0	12

2022 GAME-BY-GAME

Opponent	GS	Comp	Att	TD	INT	Yds	Lg	Rush	Yds	TD	LG
Murray State	*	6	10	1	0	154	39	1	17	0	17
Houston	DNP-injured										
at NC State	DNP-injured										
Texas	DNP-injured										
at Kansas State	DNP-injured										
at Oklahoma St.	DNP-injured										
West Virginia	DNP-injured										
Baylor		1	2	0	1	7	7	4	-21	0	4
at TCU		9	22	1	1	78	33	7	9	1	7
Kansas	*	20	33	1	0	246	47	12	76	1	18
at Iowa State	*	15	21	1	0	141	29	14	33	0	15
Oklahoma	*	31	50	2	1	436	44	9	44	0	19
vs. Ole Miss	*	24	39	1	1	242	36	25	111	2	36
Totals		106	177	7	4	1,304	47	72	269	4	36

2021 GAME-BY-GAME

Opponent	GS	Comp	Att	TD	INT	Yds	Lg	Rush	Yds	TD	LG
Houston	*	17	24	1	0	231	50	6	-2	1	8
Stephen F. Austin	*	12	22	1	2	174	75	6	6	0	14
FIU	*	26	35	4	0	399	59	3	4	0	2
Texas	*	9	11	0	1	68	18	1	6	0	6
at West Virginia	DNP-injured										
TCU	DNP-injured										
at Kansas	DNP-injured										
Kansas State	DNP-injured										
at Oklahoma	DNP-injured										
Iowa State	DNP-injured										
Oklahoma State	DNP-injured										
at Baylor	DNP-injured										
vs. Mississippi St.	DNP-injured										
Totals		64	92	6	3	872	75	16	14	1	14

2020 GAME-BY-GAME (@ OREGON)

Opponent	GS	Comp	Att	TD	INT	Yds	Lg	Rush	Yds	TD	LG
Stanford	*	17	26	1	1	227	44	11	85	1	25
Washington St	*	21	30	4	1	312	71	9	81	0	33
UCLA	*	19	30	3	0	334	49	11	31	0	23
Oregon State	*	20	31	2	2	285	60	8	6	1	6
California	*	14	26	1	0	231	67	13	53	0	14
USC	*	8	15	2	1	91	23	10	7	0	9
Iowa State	*	7	9	0	1	79	20	4	8	0	6
Totals		106	137	13	6	1,559	71	66	271	2	33

2019 GAME-BY-GAME (@ OREGON)

Opponent	GS	Comp	Att	TD	INT	Yds	Lg	Rush	Yds	TD	LG
Nevada		8	9	2	0	92	21	2	11	0	13
Montana		1	1	0	0	-3	0	0	0	0	0
Colorado		1	2	0	0	14	0	0	0	0	0
USC		2	3	1	0	41	35	0	0	0	0
Totals		12	15	3	0	144	35	2	11	0	13

17 ISAAC SMITH

OLB | So. | 3rd Yr. | Wagoner, Okla. | Wagoner HS

PARTICIPATION	2021	2022	2023	CAREER
GP/GS	0/0	11/2	0/0	11/2

CAREER STATS

TACKLES	GP	UA	A	Total	TFL	Yds	PD	FF	FR	Blkd	QBH
2021	0	0	0	0	0.0	0	0	0	0	0	0
2022	11	9	5	14	3.0	5	0	0	1	0	0
2023	-	-	-	-	-	-	-	-	-	-	-
Totals	11	9	5	14	3.0	5	0	0	1	0	0

SACKS

G	UA	A	Total	Yds
2021	0	0	0	0.0
2022	11	1	0	1.0
2023	-	-	-	-
TOTALS	11	1	0	1.0

2023 GAME-BY-GAME STATS

Opponent	GS	UA	A	TOT	SACKS-YDS	TFL-YDS	FF	FR	INT	QBH
at Wyoming	DNP									
Oregon	-	-	-	-	-	-	-	-	-	-
Tarleton State	-	-	-	-	-	-	-	-	-	-
at West Virginia	-	-	-	-	-	-	-	-	-	-
Houston	-	-	-	-	-	-	-	-	-	-
at Baylor	-	-	-	-	-	-	-	-	-	-
Kansas State	-	-	-	-	-	-	-	-	-	-
at BYU	-	-	-	-	-	-	-	-	-	-
TCU	-	-	-	-	-	-	-	-	-	-
at Kansas	-	-	-	-	-	-	-	-	-	-
UCF	-	-	-	-	-	-	-	-	-	-
at Texas	-	-	-	-	-	-	-	-	-	-
Totals	0	0	0	0.0-0	0.0-0	0	0	0	0	0

2022 GAME-BY-GAME STATS

Opponent	GS	UA	A	TOT	SACKS-YDS	TFL-YDS	FF	FR	INT	QBH
Murray State	1	1	2	0.0-0	0.0-0	0	0	0	0	0
Houston	DNP									
at NC State	DNP									
Texas	0	0	0	0.0-0	0.0-0	0	0	0	0	0
at Kansas State	0	0	0	0.0-0	0.0-0	0	0	0	0	0
at Oklahoma St.	0	0	0	0.0-0	0.0-0	0	0	0	0	0
West Virginia	0	0	0	0.0-0	0.0-0	0	0	0	0	0
Baylor	0	0	0	0.0-0	0.0-0	0	0	0	0	0
at TCU	0	1	1	0.0-0	0.0-0	0	0	0	0	0
Kansas	0	0	0	0.0-0	0.0-0	0	0	0	0	0
at Iowa State	1	2	3	0.0-0	0.0-0	0	0	0	0	0
Oklahoma	*	3	1	4	0.0-0	1.0-2	0	0	0	0
vs. Ole Miss	*	4	0	4	1.0-2	2.0-3	0	1	0	0
Totals	9	5	14	1.0-2	3.0-5	0	1	0	0	0

6 J.J. SPARKMAN

WR | Jr. | 4th Yr. | Longview, Texas | Pine Tree HS

PARTICIPATION	2021	2022	2023	CAREER
GP/GS	9/0	11/3	1/0	21/3

CAREER STATS								
RECEIVING	G	Rec	Yds	TD	Lg	Rec/G	Avg/C	Avg/G
2021	9	7	86	2	17	0.8	12.3	9.6
2022	11	14	150	1	33	1.3	10.7	13.6
2023	1	0	0	0	0	0.0	0.0	0.0
Totals	21	21	236	3	33	1.1	11.2	11.8

2023 GAME-BY-GAME									
Opponent	GS	Rec	Yds	TD	Avg	LG	Rush	Yds	TD
at Wyoming		0	0	0	0	0	0	0	0
Oregon	-	-	-	-	-	-	-	-	-
Tarleton State	-	-	-	-	-	-	-	-	-
at West Virginia	-	-	-	-	-	-	-	-	-
Houston	-	-	-	-	-	-	-	-	-
at Baylor	-	-	-	-	-	-	-	-	-
Kansas State	-	-	-	-	-	-	-	-	-
at BYU	-	-	-	-	-	-	-	-	-
TCU	-	-	-	-	-	-	-	-	-
at Kansas	-	-	-	-	-	-	-	-	-
UCF	-	-	-	-	-	-	-	-	-
at Texas	-	-	-	-	-	-	-	-	-
Totals	0	0	0	0.0	0		0	0	0

2022 GAME-BY-GAME									
Opponent	GS	Rec	Yds	TD	Avg	LG	Rush	Yds	TD
Murray State	1	14	0	14	14		0	0	0
Houston		2	15	0	7.5	10	0	0	0
at NC State		1	17	0	17	17	0	0	0
Texas	*	4	35	0	8.8	13	0	0	0
at Kansas State	*	3	23	0	7.7	9	0	0	0
at Oklahoma State	DNP-injured								
West Virginia	DNP-injured								
Baylor		0	0	0	0	0	0	0	0
at TCU		3	46	1	15.3	33	0	0	0
Kansas	*	0	0	0	0	0	0	0	0
at Iowa State		0	0	0	0	0	0	0	0
Oklahoma		0	0	0	0	0	0	0	0
vs. Ole Miss		0	0	0	0	0	0	0	0
Totals	14	150	1	10.7	33		0	0	0

2021 GAME-BY-GAME									
Opponent	GS	Rec	Yds	TD	Avg	LG	Rush	Yds	TD
vs. Houston	0	0	0	0	0	0	0	0	0
Stephen F. Austin	0	0	0	0	0	0	0	0	0
FIU	1	9	0	9.0	9		0	0	0
at Texas		0	0	0	0	0	0	0	0
at West Virginia	DNP								
TCU	DNP								
at Kansas	DNP								
Kansas State	0	0	0	0	0	0	0	0	0
at Oklahoma	3	37	1	12.3	17		0	0	0
Iowa State	1	11	0	11.0	11		0	0	0
Oklahoma State	DNP								
at Baylor	0	0	0	0	0	0	0	0	0
vs. Mississippi State	2	29	1	14.5	15		0	0	0
Totals	7	86	2	12.3	17		0	0	0

1 DADRION TAYLOR-DEMERSON

DB | S-Sr. | 5th Yr. | Oklahoma City, Okla. | Carl Albert HS

PARTICIPATION	2019	2020	2021	2022	2023	CAREER
GP/GS	11/2	10/3	12/7	13/12	1/1	47/25

CAREER STATS												
TACKLES	GP	UA	A	Total	TFL	Yds	PD	FF	FR	INT	QBH	
2019	11	12	4	16	1.0	1	0	0	1	0	0	
2020	10	13	3	16	0.5	1	0	0	0	0	0	
2021	12	41	21	62	0.5	0	10	0	0	3	0	
2022	13	54	20	74	5.5	25	5	2	2	3	0	
2023	1	5	0	5	0	0	1	0	0	0	0	
TOTALS	47	124	48	173	7.5	27	16	2	3	6	0	

INTERCEPTIONS	GP	No	Yds	TD	LG	Avg/R
2019	11	0	0	0	0	0.0
2020	10	0	0	0	0	0.0
2021	12	3	4	0	9	1.3
2022	13	3	0	0	0	0.0
2023	1	0	0	0	0	0.0
TOTALS	47	6	4	0	9	1.3

2023 GAME-BY-GAME STATS									
Opponent	GS	UA	A	TOT	TFL-YDS	INT-YDS	FF	FR	PBU
at Wyoming	*	5	0	5	0.0-0	0-0	0	0	1
Oregon	-	-	-	-	-	-	-	-	-
Tarleton St.	-	-	-	-	-	-	-	-	-
at West Virginia	-	-	-	-	-	-	-	-	-
Houston	-	-	-	-	-	-	-	-	-
at Baylor	-	-	-	-	-	-	-	-	-
Kansas State	-	-	-	-	-	-	-	-	-
at BYU	-	-	-	-	-	-	-	-	-
TCU	-	-	-	-	-	-	-	-	-
at Kansas	-	-	-	-	-	-	-	-	-
UCF	-	-	-	-	-	-	-	-	-
at Texas	-	-	-	-	-	-	-	-	-
Totals	5	0	5		0.0-0	0-0	0	0	1

2022 GAME-BY-GAME STATS									
Opponent	GS	UA	A	TOT	TFL-YDS	INT-YDS	FF	FR	PBU
Murray State	*	1	1	2	0.0-0	0-0	0	0	0
Houston	*	5	2	7	0.0-0	0-0	0	1	1
at NC State	*	1	4	5	0.0-0	0-0	1	0	0
Texas		4	0	4	0.0-0	0-0	0	0	0
at Kansas State	*	3	1	4	1.0-2	0-0	1	0	0
at Oklahoma St.	*	6	1	7	0.0-0	0-0	0	0	1
West Virginia	*	5	2	7	1.0-5	1-0	0	0	0
Baylor	*	4	3	7	0.0-0	0-0	0	0	0
at TCU	*	8	1	9	1.0-3	0-0	0	0	0
Kansas	*	6	0	6	2.0-12	0-0	0	0	3
at Iowa State	*	1	1	2	0.0-0	0-0	1	0	0
Oklahoma	*	3	3	6	0.5-3	1-0	0	0	0
vs. Ole Miss	*	7	1	8	0.0-0	1-0	0	1	0
Totals	54	20	74		5.5-25	3-0	2	2	5

2021 GAME-BY-GAME STATS									
Opponent	GS	UA	A	TOT	TFL-YDS	INT-YDS	FF	FR	PBU
vs. Houston	DNP-injured								
Stephen F. Austin	3	4	7		0.0-0	0-0	0	0	0
FIU	0	0	0		0.0-0	0-0	0	0	0
at Texas	3	2	5		0.0-0	1-0	0	0	2
at West Virginia	3	0	3		0.0-0	0-0	0	0	0
TCU	*	5	1	6		0.0-0	0	0	0
at Kansas	*	2	1	3		0.0-0	1-9	0	2
Kansas State	3	3	6		0.5-0	0-0	0	0	1
at Oklahoma	*	4	4	8		0.0-0	0-0	0	0
Iowa State	*	4	1	5		0.0-0	1-5	0	0
Oklahoma State	*	5	2	7		0.0-0	0-0	0	2
at Baylor	*	5	3	8		0.0-0	0-0	0	0
vs. Mississippi St.	*	4	0	4		0.0-0	0-0	0	3
Totals	41	21	62		0.5-0	3-4	0	0	10

2020 GAME-BY-GAME STATS									
Opponent	GS	UA	A	TOT	TFL-YDS	INT-YDS	FF	FR	PBU
HBU	0	0	0		0.0-0	0-0	0	0	0
Texas	1	0	1		0.0-0	0-0	0	0	0
at Kansas State	0	0	0		0.0-0	0-0	0	0	0
at Iowa State	0	0	0		0.0-0	0-0	0	0	0
West Virginia	0	0	0		0.0-0	0-0	0	0	0
Oklahoma	0	1	1		0.0-0	0-0	0	0	0
at TCU	3	0	3		0.0-0	0-0	0	0	0
Baylor	*	3	1	4		0.0-0	0-0	0	0



Opponent	GS	UA	A	TOT	TFL-YDS	INT-YDS	FF	FR	PBU
at Oklahoma St.	*	1	0	1	0.0-0	0-0	0	0	0
Kansas	*	5	1	6	0.5-1	0-0	0	0	0
Totals		13	3	16	0.5-1	0-0	0	0	0

2019 GAME-BY-GAME STATS

Opponent	GS	UA	A	TOT	TFL-YDS	INT-YDS	FF	FR	PBU
Montana St.		0	1	1	0.0-0	0-0	0	0	0
UTEP		0	0	0	0.0-0	0-0	0	0	0
at Arizona		DNP							
at Oklahoma		3	1	4	1.0-1	0-0	0	0	0
Oklahoma State	*	4	0	4	0.0-0	0-0	0	1	0
at Baylor	*	1	0	1	0.0-0	0-0	0	0	0
Iowa State		0	0	0	0.0-0	0-0	0	0	0
at Kansas		0	0	0	0.0-0	0-0	0	0	0
at West Virginia		4	1	5	0.0-0	0-0	0	0	0
TCU		0	1	1	0.0-0	0-0	0	0	0
Kansas State		0	0	0	0.0-0	0-0	0	0	0
at Texas		DNP							
Totals		12	4	16	1.0-1	0-0	0	1	0

43 HENRY  
TEETER

FB | S-Sr. | 6th Yr. (4th at Tech) | San Angelo, Texas | Central HS

PARTICIPATION	2018*	2019*	2020	2021	2022	2023	CAREER
GP/GS	9/0	0/0	0/0	12/1	12/2	1/0	34/3

\* at Holy Cross

CAREER STATS

RECEIVING	G	Rec	Yds	TD	Lg	Rec/G	Avg/C	Avg/G
2021	12	2	14	0	7	0.2	7.0	1.3
2022	12	6	61	1	23	0.5	10.2	5.1
2023	1	0	0	0	0	0.0	0.0	0.0
Totals	25	8	75	1	23	0.2	9.4	2.3

2023 GAME-BY-GAME

Opponent	GS	Rec	Yds	TD	Avg	LG	Rush	Yds	TD
at Wyoming		0	0	0	0.0	0	0	0	0
Oregon		-	-	-	-	-	-	-	-
Tarleton State		-	-	-	-	-	-	-	-
at West Virginia		-	-	-	-	-	-	-	-
Houston		-	-	-	-	-	-	-	-
at Baylor		-	-	-	-	-	-	-	-
Kansas State		-	-	-	-	-	-	-	-
at BYU		-	-	-	-	-	-	-	-
TCU		-	-	-	-	-	-	-	-
at Kansas		-	-	-	-	-	-	-	-
UCF		-	-	-	-	-	-	-	-
at Texas		-	-	-	-	-	-	-	-
Totals		0	0	0	0.0	0	0	0	0

2022 GAME-BY-GAME

Opponent	GS	Rec	Yds	TD	Avg	LG	Rush	Yds	TD
Murray State	*	1	23	0	23.0	23	0	0	0
Houston	*	0	0	0	0	0	0	0	0
at NC State		0	0	0	0	0	0	0	0
Texas		0	0	0	0	0	0	0	0
at Kansas State		0	0	0	0	0	0	0	0
at Oklahoma State		1	6	0	6.0	6	0	0	0
West Virginia		1	23	0	23.0	23	0	0	0
Baylor		1	1	1	1.0	1	0	0	0
at TCU		0	0	0	0	0	0	0	0
Kansas		0	0	0	0	0	0	0	0
at Iowa State		1	3	0	3.0	3	0	0	0
Oklahoma		0	0	0	0	0	0	0	0
vs. Ole Miss		1	5	0	5.0	5	0	0	0
Totals		6	61	1	23.0	23	0	0	0

2021 GAME-BY-GAME

Opponent	GS	Rec	Yds	TD	Avg	LG	Rush	Yds	TD
vs. Houston		0	0	0	0.0	0	0	0	0
Stephen F. Austin		0	0	0	0.0	0	0	0	0
FIU		0	0	0	0.0	0	0	0	0
at Texas		1	7	0	7.0	7	0	0	0
at West Virginia		1	7	0	7.0	7	0	0	0
TCU		0	0	0	0.0	0	0	0	0
at Kansas		0	0	0	0.0	0	0	0	0
Kansas State		0	0	0	0.0	0	0	0	0
at Oklahoma	*	0	0	0	0.0	0	0	0	0
Iowa State		DNP							
Oklahoma State		0	0	0	0.0	0	1	0	0
at Baylor		0	0	0	0.0	0	0	0	0
vs. Mississippi St.		0	0	0	0.0	0	0	0	0
Totals		2	14	0	7.0	7	1	0	0

80 MASON  
THARP

TE | Jr. | 3rd Yr. | Klein, Texas | Klein HS

PARTICIPATION	2021	2022	2023	CAREER
GP/GS	12/8	10/7	1/1	23/16

CAREER STATS

RECEIVING	G	Rec	Yds	TD	Lg	Rec/G	Avg/C	Avg/G
2021	12	14	198	1	25	1.2	14.1	16.5
2022	10	12	100	2	21	1.2	8.3	10.0
2023	1	1	10	0	10	1.0	10.0	10.0
Totals	23	27	308	3	25	1.2	11.5	13.4

2023 GAME-BY-GAME

Opponent	GS	Rec	Yds	TD	Avg	LG	Rush	Yds	TD
at Wyoming		1	10	0	10.0	10	0	0	0
Oregon		-	-	-	-	-	-	-	-
Tarleton State		-	-	-	-	-	-	-	-
at West Virginia		-	-	-	-	-	-	-	-
Houston		-	-	-	-	-	-	-	-
at Baylor		-	-	-	-	-	-	-	-
Kansas State		-	-	-	-	-	-	-	-
at BYU		-	-	-	-	-	-	-	-
TCU		-	-	-	-	-	-	-	-
at Kansas		-	-	-	-	-	-	-	-
UCF		-	-	-	-	-	-	-	-
at Texas		-	-	-	-	-	-	-	-
Totals		1	10	0	10.0	10	0	0	0

2022 GAME-BY-GAME

Opponent	GS	Rec	Yds	TD	Avg	LG	Rush	Yds	TD
Murray State		1	21	1	21.0	21	0	0	0
Houston		0	0	0	0	0	0	0	0
at NC State	*	3	26	0	8.7	14	0	0	0
Texas		1	13	0	13.0	13	0	0	0
at Kansas State	*	0	0	0	0	0	0	0	0
at Oklahoma State	*	1	2	0	2.0	2	0	0	0
West Virginia	*	3	35	0	11.7	19	0	0	0
Baylor	*	1	0	0	0	0	0	0	0
at TCU	*	0	0	0	0	0	0	0	0
Kansas	*	2	3	1	1.5	2	0	0	0
at Iowa State		DNP-injured							
Oklahoma		DNP-injured							
vs. Ole Miss		DNP-injured							
Totals		12	100	2	8.3	21	0	0	0

2021 GAME-BY-GAME

Opponent	GS	Rec	Yds	TD	Avg	LG	Rush	Yds	TD
vs. Houston		0	0	0	0.0	0	0	0	0
Stephen F. Austin	*	0	0	0	0.0	0	0	0	0
FIU		3	61	1	20.3	25	0	0	0
at Texas	*	1	7	0	7.0	7	0	0	0
at West Virginia	*	0	0	0	0.0	0	0	0	0
TCU		2	22	0	11.0	14	0	0	0
at Kansas	*	3	38	0	12.7	25	0	0	0
Kansas State	*	0	0	0	0.0	0	0	0	0
at Oklahoma		2	31	0	15.5	23	0	0	0
Iowa State		DNP-injured							
Oklahoma State	*	3	39	0	13	25	0	0	0
at Baylor	*	0	0	0	0.0	0	0	0	0
vs. Mississippi St.	*	0	0	0	0.0	0	0	0	0
Totals		14	198	1	14.1	25	0	0	0

O CAM'RON VALDEZ

RB | So. | 3rd Yr. | Rockdale, Texas | Rockdale HS

PARTICIPATION	2021	2022	2023	CAREER
GP/GS	2/0	4/0	1/0	7/0

CAREER STATS							
RUSHING	G	Att	Yds	TD	Lg	Avg/C	Avg/G
2021	2	6	16	0	8	2.7	8.0
2022	4	18	169	0	38	9.4	42.3
2023	1	6	20	0	4	3.3	20.0
Totals	7	30	205	0	38	6.8	29.3

2023 GAME-BY-GAME										
Opponent	GS	Rush	Yds	TD	LG	Rec	Yds	TD	LG	
at Wyoming		6	20	0	4	0	0	0	0	
Oregon		-	-	-	-	-	-	-	-	
Tarleton State		-	-	-	-	-	-	-	-	
at West Virginia		-	-	-	-	-	-	-	-	
Houston		-	-	-	-	-	-	-	-	
at Baylor		-	-	-	-	-	-	-	-	
Kansas State		-	-	-	-	-	-	-	-	
at BYU		-	-	-	-	-	-	-	-	
TCU		-	-	-	-	-	-	-	-	
at Kansas		-	-	-	-	-	-	-	-	
UCF		-	-	-	-	-	-	-	-	
at Texas		-	-	-	-	-	-	-	-	
Totals		6	20	0	4	0	0	0	0	

2022 GAME-BY-GAME										
Opponent	GS	Rush	Yds	TD	LG	Rec	Yds	TD	LG	
Murray State		DNP-injured								
Houston		DNP-injured								
at NC State		DNP-injured								
Texas		DNP-injured								
at Kansas State		DNP-injured								
at Oklahoma State		DNP-injured								
West Virginia		DNP-injured								
Baylor		DNP-injured								
at TCU		3	71	0	38	0	0	0	0	
Kansas		11	66	0	18	0	0	0	0	
at Iowa State		3	3	0	2	0	0	0	0	
Oklahoma		DNP								
vs. Ole Miss		1	29	0	29	0	0	0	0	
Totals		18	169	0	38	0	0	0	0	

14 XAVIER WHITE

WR | S-Sr. | 6th Yr. (5th at Tech) | Lubbock, Texas | Monterey HS

PARTICIPATION	2019	2020	2021	2022	2023	CAREER
GP/GS	4/0	8/0	13/1	13/4	1/0	39/5

note: 2018 season at Dodge City CC not counted toward stats

CAREER STATS							
RECEIVING	G	Rec	Yds	TD	Lg	Rec/G	Avg/C
2019	4	10	159	1	45	2.5	15.9
2020	8	21	104	0	15	2.6	5.0
2021	13	18	133	1	19	1.4	7.4
2022	13	45	572	3	55	3.5	12.7
2023	1	4	28	0	10	4.0	7.0
Totals	39	98	996	5	55	2.5	10.2

RUSHING	G	Att	Yds	TD	Lg	Avg/C	Avg/G
2019	4	1	0	0	0	0.0	0.0
2020	8	62	436	2	70	7.0	54.5
2021	13	68	310	3	52	4.6	23.8
2022	13	1	5	0	5	5.0	0.4
2023	1	0	0	0	0	0.0	0.0
Totals	39	132	751	5	70	5.7	19.8

PUNT RETURNS	G	No.	Yds	TD	Lg	Avg/R	Avg/G
2019	4	0	0	0	0	0.0	0.0
2020	8	0	0	0	0	0.0	0.0
2021	13	0	0	0	0	0.0	0.0
2022	13	2	15	0	13	7.5	1.2
2023	1	0	0	0	0	0.0	0.0
Totals	39	2	15	0	13	7.5	0.4

KICK RETURNS	G	No.	Yds	Avg	TD	Long
2019	4	0	0	0.0	0	0
2020	8	1	17	17.0	0	17
2021	13	0	0	0.0	0	0
2022	13	14	316	22.6	0	36
2023	1	0	0	0	0	0
Totals	39	15	333	22.2	0	36

ALL PURPOSE	G	Rush	Rec	PR	KR	IR	Total	Avg/G
2019	4	0	159	0	0	0	159	39.8
2020	8	436	104	0	17	0	557	69.6
2021	13	310	133	0	0	0	443	34.1
2022	13	5	572	15	316	0	908	69.8
2023	1	0	28	0	0	0	28	28.0
Totals	39	751	996	15	333	0	2,095	53.7

2023 GAME-BY-GAME									
Opponent	GS	Rec	Yds	TD	Avg	LG	Rush	Yds	TD
at Wyoming		4	28	0	7.0	10	0	0	0
Oregon		-	-	-	-	-	-	-	-
Tarleton State		-	-	-	-	-	-	-	-
at West Virginia		-	-	-	-	-	-	-	-
Houston		-	-	-	-	-	-	-	-
at Baylor		-	-	-	-	-	-	-	-
Kansas State		-	-	-	-	-	-	-	-
at BYU		-	-	-	-	-	-	-	-
TCU		-	-	-	-	-	-	-	-
at Kansas		-	-	-	-	-	-	-	-
UCF		-	-	-	-	-	-	-	-
at Texas		-	-	-	-	-	-	-	-
Totals		4	28	0	7.0	10	0	0	0

2022 GAME-BY-GAME									
Opponent	GS	Rec	Yds	TD	Avg	LG	Rush	Yds	TD
Murray State		1	15	0	15	15	0	0	0
Houston		2	24	0	13	13	0	0	0
at NC State		1	38	0	38	38	0	0	0
Texas	*	2	11	0	7	7	0	0	0
at Kansas State		9	120	1	26	26	0	0	0
at Oklahoma State		8	62	1	12	12	0	0	0
West Virginia		8	139	1	55	55	0	0	0
Baylor	*	2	45	0	39	39	0	0	0
at TCU	*	2	7	0	4	4	0	0	0
Kansas		4	70	0	47	47	0	0	0
at Iowa State	*	2	26	0	29	29	1	5	0
Oklahoma		1	4	0	4	4	0	0	0
vs. Ole Miss		3	11	0	5	5	0	0	0
Totals		45	572	3	0.0	55	1	5	0



2021 GAME-BY-GAME

Opponent	GS	Rush	Yds	TD	Avg	LG	Rec	Yds	TD
vs. Houston		4	4	0	1.0	3	1	3	1
Stephen F. Austin		7	88	1	12.5	52	2	8	0
FIU		7	36	0	5.1	11	1	4	0
at Texas		7	20	0	2.8	5	1	4	0
at West Virginia	*	4	7	0	1.7	5	2	20	0
TCU		9	51	1	5.7	16	3	26	0
at Kansas		6	23	0	3.9	9	0	0	0
Kansas State		3	9	0	3.0	4	1	12	0
at Oklahoma		10	42	1	4.2	12	0	0	0
Iowa State		0	0	0	0.0	0	3	14	0
Oklahoma State		3	3	0	1.0	4	0	0	0
at Baylor		4	17	0	4.2	8	3	23	0
vs. Mississippi St.		4	10	0	2.5	4	1	19	0
Totals		68	310	3	4.6	52	18	133	1

2020 GAME-BY-GAME

Opponent	GS	Rush	Yds	TD	Avg	LG	Rec	Yds	TD
Houston Baptist		DNP							
Texas		3	0	0	0.0	6	1	3	0
at Kansas St.		12	113	1	9.4	49	4	9	0
at Iowa St.		7	21	0	3.0	6	3	5	0
West Virginia		6	14	0	2.3	4	2	5	0
Oklahoma		DNP							
at TCU		6	43	0	7.2	17	5	35	0
Baylor		5	12	0	2.4	5	1	8	0
at Oklahoma St.		9	98	1	10.9	70	1	11	0
Kansas		14	135	0	9.6	30	4	28	0
Totals		62	436	2	7.0	70	21	104	0

2019 GAME-BY-GAME

Opponent	GS	Rush	Yds	TD	Avg	LG	Rec	Yds	TD
Montana St.		0	0	0	0.0	0	5	107	1
UTEP		0	0	0	0.0	0	1	7	0
at Arizona		0	0	0	0.0	0	3	24	0
at Oklahoma		1	0	0	0.0	0	1	21	0
Totals		1	0	0	0.0	0	10	159	1

RAYSHAD WILLIAMS

DB | S-Sr. | 6th Yr. (3rd at Tech) | Memphis, Tenn. | Whitehaven HS

PARTICIPATION	2018*	2019*	2020*	2021	2022	2023	CAREER
GP/GS	4/0	12/8	6/0	13/12	13/12	1/1	49/33

\* at UCLA

CAREER STATS

TACKLES	GP	UA	A	Total	TFL	Yds	PD	FF	FR	Blkd	QBH
2018 (UCLA)	4	0	0	0	0.0	0	0	0	0	0	0
2019 (UCLA)	12	30	3	33	0.0	0	2	0	0	0	0
2020 (UCLA)	6	6	3	9	0.0	0	1	0	0	0	0
2021 (TTU)	13	30	8	38	1.5	8	10	0	0	0	0
2022 (TTU)	13	28	9	37	1.0	2	7	0	1	0	0
2023 (TTU)	1	2	0	2	0	0	0	0	0	0	0
TOTALS	49	96	23	119	2.5	10	20	0	1	0	0

2023 GAME-BY-GAME STATS

Opponent	GS	UA	A	TOT	TFL-YDS	INT-YDS	FF	FR	PBU
at Wyoming	*	2	0	0	0.0-0	0-0	0	0	0
Oregon	-	-	-	-	-	-	-	-	-
Tarleton St.	-	-	-	-	-	-	-	-	-
at West Virginia	-	-	-	-	-	-	-	-	-
Houston	-	-	-	-	-	-	-	-	-
at Baylor	-	-	-	-	-	-	-	-	-
Kansas State	-	-	-	-	-	-	-	-	-
at BYU	-	-	-	-	-	-	-	-	-
TCU	-	-	-	-	-	-	-	-	-
at Kansas	-	-	-	-	-	-	-	-	-
UCF	-	-	-	-	-	-	-	-	-
at Texas	-	-	-	-	-	-	-	-	-
Totals	2	0	2	2	0.0-0	0-0	0	0	0

2022 GAME-BY-GAME STATS

Opponent	GS	UA	A	TOT	TFL-YDS	INT-YDS	FF	FR	PBU
Murray State	*	3	0	3	1.0-2	0-0	0	0	0
Houston	*	2	1	3	0.0-0	0-0	0	0	1
at NC State	*	0	1	1	0.0-0	0-0	0	0	0
Texas		3	1	4	0.0-0	0-0	0	0	1
at Kansas State	*	0	1	1	0.0-0	0-0	0	0	0
at Oklahoma St.	*	3	0	3	0.0-0	0-0	0	0	5
West Virginia	*	1	1	2	0.0-0	1-0	0	0	0
Baylor	*	1	1	2	0.0-0	0-0	0	1	0
at TCU	*	1	1	2	0.0-0	0-0	0	0	0
Kansas	*	4	0	4	0.0-0	0-0	0	0	0

Opponent	GS	UA	A	TOT	TFL-YDS	INT-YDS	FF	FR	PBU
at Iowa State	*	3	0	3	0.0-0	0-0	0	0	0
Oklahoma	*	6	0	6	0.0-0	0-0	0	0	0
vs. Ole Miss		1	2	3	0.0-0	0-0	0	0	0
Totals		28	9	37	1.0-2	1-0	0	1	7

2021 GAME-BY-GAME STATS

Opponent	GS	UA	A	TOT	TFL-YDS	INT-YDS	FF	FR	PBU
vs. Houston		2	0	2	0.0-0	0-0	0	0	1
Stephen F. Austin	*	2	1	3	0.0-0	0-0	0	0	1
FIU	*	2	2	4	0.0-0	0-0	0	0	2
at Texas	*	2	0	2	0.0-0	0-0	0	0	0
at West Virginia	*	2	0	2	0.0-0	0-0	0	0	0
TCU	*	1	0	1	0.0-0	0-0	0	0	0
at Kansas	*	0	0	0	0.0-0	0-0	0	0	2
Kansas State	*	2	1	3	0.5-1	0-0	0	0	1
at Oklahoma	*	2	1	3	0.0-0	0-0	0	0	0
Iowa State	*	3	1	4	1.0-7	0-0	0	0	0
Oklahoma State	*	6	1	7	0.0-0	0-0	0	0	1
at Baylor	*	1	1	2	0.0-0	0-0	0	0	1
vs. Mississippi St.*		5	0	5	0.0-0	0-0	0	0	1
Totals		30	8	38	1.5-8	0-0	0	0	10

2020 GAME-BY-GAME STATS (@ UCLA)

Opponent	GS	UA	A	TOT	SACKS-YDS	TFL-YDS	FF	FR	INT	PB
Colorado		0	0	0	0.0-0	0.0-0	0	0	0	0
Oregon		1	1	2	0.0-0	0.0-0	0	0	0	0
Arizona		1	0	1	0.0-0	0.0-0	0	0	0	0
Arizona State		1	1	2	0.0-0	0.0-0	0	0	0	0
USC		1	1	2	0.0-0	0.0-0	0	0	0	1
Stanford		2	0	2	0.0-0	0.0-0	0	0	0	0
Totals		6	3	9	0.0-0	0.0-0	0	0	0	1

2019 GAME-BY-GAME STATS (@ UCLA)

Opponent	GS	UA	A	TOT	SACKS-YDS	TFL-YDS	FF	FR	INT	PB
Cincinnati		0	0	0	0.0-0	0.0-0	0	0	0	0
San Diego St		0	0	0	0.0-0	0.0-0	0	0	0	0
Oklahoma		0	0	0	0.0-0	0.0-0	0	0	0	0
Washington St.	*	5	1	6	0.0-0	0.0-0	0	0	0	1
Arizona	*	4	0	4	0.0-0	0.0-0	0	0	0	0
Oregon State	*	5	0	5	0.0-0	0.0-0	0	0	0	1
Stanford	*	1	0	1	0.0-0	0.0-0	0	0	0	0
Arizona State	*	5	0	5	0.0-0	0.0-0	0	0	0	0
Colorado	*	3	1	4	0.0-0	0.0-0	0	0	0	0
Utah	*	2	0	2	0.0-0	0.0-0	0	0	0	0
USC		4	1	5	0.0-0	0.0-0	0	0	0	0
California	*	1	0	1	0.0-0	0.0-0	0	0	0	0
Totals		30	3	33	0.0-0	0.0-0	0	0	0	2

TEAM/INDIVIDUAL STATISTICS

Team Results

Date	Opponent		Score	Att.
09/02/2023	at Wyoming	Lot2	33-35	26450

Rushing

Player	gp	att	gain	loss	net	avg	td	lg	avg/g
Tahj Brooks	1	11	40	1	39	3.5	1	8	39.0
Tyler Shough	1	15	53	17	36	2.4	0	12	36.0
Cam'Ron Valdez	1	6	20	0	20	3.3	0	4	20.0
Team	1	1	0	2	-2	-2.0	0	0	-2.0
Total	1	33	113	20	93	2.8	1	12	93.0
Opponents	1	44	188	17	171	3.9	2	17	171.0

Passing

Player	gp	effic	comp-att-int	pct	yds	td	lg	avg/g
Tyler Shough	1	143.2	31-47-1	66.0	338	3	33	338.0
Total	1	143.2	31-47-1	66.0	338	3	33	338.0
Opponents	1	109.2	18-34-0	52.9	149	2	25	149.0

Receiving

Player	gp	no.	yds	avg	td	lg	avg/g
Jerand Bradley	1	8	88	11.0	1	29	88.0
Myles Price	1	6	65	10.8	1	33	65.0
Drae McCray	1	5	42	8.4	0	15	42.0
Xavier White	1	4	28	7.0	0	10	28.0
Tahj Brooks	1	2	12	6.0	0	10	12.0
Jordan Brown	1	2	51	25.5	0	27	51.0
Jayden York	1	2	22	11.0	1	19	22.0
Loic Fouonji	1	1	20	20.0	0	20	20.0
Mason Tharp	1	1	10	10.0	0	10	10.0
Total	1	31	338	10.9	3	33	338.0
Opponents	1	18	149	8.3	2	25	149.0

Game Records

Record	Overall	Home	Away	Neutral
ALL GAMES	0-1	0-0	0-1	0-0
CONFERENCE	0-0	0-0	0-0	0-0
NON-CONFERENCE	0-1	0-0	0-1	0-0

Team Statistics

	TTU	OPP
First Downs	26	24
Rushing	7	11
Passing	19	8
Penalty	0	5
Rushing Yardage	93	171
Rushing attempts	33	44
Average per rush	2.8	3.9
Average per game	93.0	171.0
TDs Rushing	1	2
Passing Yardage	338	149
Comp-Att-Int	31-47-1	18-34-0
Average per pass	7.2	4.4
Average per catch	10.9	8.3
Average per game	338.0	149.0
TDs Passing	3	2
Total offense	431	320
Average per play	5.4	4.1
Average per game	431.0	320.0
Kick returns: #-Yards	2-45	0-0
Punt returns: #-Yards	1-8	0-0
Int returns: #-Yards	0-0	1-4
Fumbles-Lost	1-0	3-2
Penalties-Yards	7-69	3-15
Punts-Avg	4-49.8	5-43.8
Time of possession / game	25:58	34:02
3rd-down conversion	7/17	6/15
4rd-down conversion	2/2	2/2
PAT-attempts	(3-3) 100%	(3-3) 100%
2-point conversion-attempts	(0-1) 0%	(1-1) 100%

Interceptions

Player	no.	yds	avg	td	lg
Total	0	0	0.0	0	0
Opponents	1	4	4.0	0	4

## INDIVIDUAL STATISTICS

### Field Goals

Player	fg	pct.	01-19	20-29	30-39	40-49	50-99	lg	blk
Gino Garcia	2-5	40.0	0-0	1-1	0-0	0-2	1-2	54	1
<b>Opponents</b>	<b>2-2</b>	<b>100.0</b>	<b>0-0</b>	<b>0-0</b>	<b>1-1</b>	<b>0-0</b>	<b>1-1</b>	<b>56</b>	<b>0</b>

### Scoring

Player	td	fg	PAT				dpx	saf	pts
			kick	rush	rcv	pass			
Gino Garcia	-	2-5	3-3	-	-	-	-	-	9
Myles Price	1	-	-	-	-	-	-	-	6
Tahj Brooks	1	-	-	-	-	-	-	-	6
Jerand Bradley	1	-	-	-	-	-	-	-	6
Jayden York	1	-	-	-	-	-	-	-	6
<b>Total</b>	<b>4</b>	<b>2-5</b>	<b>3-3</b>	<b>0</b>	<b>0</b>	<b>0</b>	<b>0</b>	<b>0</b>	<b>33</b>
<b>Opponents</b>	<b>4</b>	<b>2-2</b>	<b>3-3</b>	<b>1</b>	<b>0</b>	<b>0</b>	<b>0</b>	<b>0</b>	<b>35</b>

### Score by Periods

Team	1st	2nd	3rd	4th	OT	TOT
Texas Tech	17	0	0	3	13	33
Opponents	0	10	7	3	15	35

### Punting

Player	no.	yds	avg	lg	tb	fc	i20	50+	blk
Austin McNamara	4	199	49.8	54	1	3	2	3	0
<b>Total</b>	<b>4</b>	<b>199</b>	<b>49.8</b>	<b>54</b>	<b>1</b>	<b>3</b>	<b>2</b>	<b>3</b>	<b>0</b>
<b>Opponents</b>	<b>5</b>	<b>219</b>	<b>43.8</b>	<b>57</b>	<b>0</b>	<b>2</b>	<b>0</b>	<b>1</b>	<b>0</b>

### Punt Returns

Player	no.	yds	avg	td	lg
Myles Price	1	8	8.0	0	8
<b>Total</b>	<b>1</b>	<b>8</b>	<b>8.0</b>	<b>0</b>	<b>8</b>
<b>Opponents</b>	<b>0</b>	<b>0</b>	<b>0.0</b>	<b>0</b>	<b>0</b>

### Kick Returns

Player	no.	yds	avg	td	lg
Jordan Brown	2	45	22.5	0	28
<b>Total</b>	<b>2</b>	<b>45</b>	<b>22.5</b>	<b>0</b>	<b>28</b>
<b>Opponents</b>	<b>0</b>	<b>0</b>	<b>0.0</b>	<b>0</b>	<b>0</b>

### All Purpose

Player	g	rush	rcv	pr	kr	ir	total	avg/g
Jordan Brown	1	0	51	0	45	0	96	96.0
Jerand Bradley	1	0	88	0	0	0	88	88.0
Myles Price	1	0	65	8	0	0	73	73.0
Tahj Brooks	1	39	12	0	0	0	51	51.0
Drae McCray	1	0	42	0	0	0	42	42.0
Tyler Shough	1	36	0	0	0	0	36	36.0
Xavier White	1	0	28	0	0	0	28	28.0
Jayden York	1	0	22	0	0	0	22	22.0
Loic Fouonji	1	0	20	0	0	0	20	20.0
Cam'Ron Valdez	1	20	0	0	0	0	20	20.0
Mason Tharp	1	0	10	0	0	0	10	10.0
<b>Total</b>	<b>1</b>	<b>93</b>	<b>338</b>	<b>8</b>	<b>45</b>	<b>0</b>	<b>484</b>	<b>484.0</b>
<b>Opponents</b>	<b>1</b>	<b>171</b>	<b>149</b>	<b>0</b>	<b>0</b>	<b>4</b>	<b>324</b>	<b>324.0</b>

### Total Offense

Player	g	plays	rush	pass	total	avg/g
Tyler Shough	1	62	36	338	374	374.0
Tahj Brooks	1	11	39	0	39	39.0
Cam'Ron Valdez	1	6	20	0	20	20.0
<b>Total</b>	<b>1</b>	<b>80</b>	<b>93</b>	<b>338</b>	<b>431</b>	<b>431.0</b>
<b>Opponents</b>	<b>1</b>	<b>78</b>	<b>171</b>	<b>149</b>	<b>320</b>	<b>320.0</b>

TEXAS TECH GAME-BY-GAME STATS

		Rushing				Receiving				Passing				Kick Returns				Punt Returns				tot			
Date	Opponent	no.	yds	td	lg	no.	yds	td	lg	cmp	att	int	yds	td	lg	no.	yds	td	lg	no.	yds	td	lg	off	
09/02/2023	at Wyoming	33	93	1	12	31	338	3	33	31-47-1				338	3	33	2	45	0	28	1	8	0	8	431
Texas Tech		33	93	1	12	31	338	3	33	31-47-1				338	3	33	2	45	0	28	1	8	0	8	431
Opponents		44	171	2	17	18	149	2	25	18-34-0				149	2	25	0	0	0	0	0	0	0	0	320

Texas Tech Averages

Games	Avg/ rush	Avg/ catch	Pass effc	KR avg	PR avg	All purpose avg/game	Total offense avg/game
1	2.8	10.9	143.2	22.5	8.0	484.0	431.0

		Tackles				Sacks	Fumble		Pass Defense			blkd	PAT attempts			off		
Date	Opponent	ua	a	total	tfl-yds	no-yds	ff	fr-yds	int-yds	qbh	brup	kick	kick	rush	rcv	saf	t/o	pts
09/02/2023	at Wyoming	47	16	63	6.0-20	2-8	2	2-0	0-0	1	4	0	3-3	0	0	0	10	33
Texas Tech		47	16	63	6.0-20	2-8	2	2-0	0-0	1	4	0	3-3	0	0	0	10	33
Opponents		47	24	71	4.0-18	3-17	0	0-0	1-4	2	9	1	3-3	1	0	0	7	35

		Punting										Field Goals			Kickoffs				
Date	Opponent	no.	yds	avg	long	blkd	tb	fc	50+	i20	md-att	long	blkd	no.	yds	avg	tb	ob	
09/02/2023	at Wyoming	4	199	49.8	54	0	1	3	3	2	2-5	54	1	5	325	65.0	5	0	
Texas Tech		4	199	49.8	54	0	1	3	3	2	2-5	54	1	5	325	65.0	5	0	
Opponents		5	219	43.8	57	0	0	2	1	0	2-2	56	0	5	315	63.0	3	0	



## OPPONENTS GAME-BY-GAME STATS

		Rushing				Receiving				Passing				Kick Returns				Punt Returns				tot			
Date	Opponent	no.	yds	td	lg	no.	yds	td	lg	cmp	att	int	yds	td	lg	no.	yds	td	lg	no.	yds	td	lg	off	
09/02/2023	at Wyoming	44	171	2	17	18	149	2	25	18-34-0				149	2	25	0	0	0	0	0	0	0	0	320
Opponents		44	171	2	17	18	149	2	25	18-34-0				149	2	25	0	0	0	0	0	0	0	0	320
Texas Tech		33	93	1	12	31	338	3	33	31-47-1				338	3	33	2	45	0	28	1	8	0	8	431

### Opponents Averages

Games	Avg/ rush	Avg/ catch	Pass effic	KR avg	PR avg	All purpose avg/game	Total offense avg/game
1	3.9	8.3	109.2	0.0	0.0	324.0	320.0

		Tackles				Sacks	Fumble	Pass Defense			blkd	PAT attempts				off		
Date	Opponent	ua	a	total	tfl-yds	no-yds	ff	fr-yds	int-yds	qbh	brup	kick	kick	rush	rcv	saf	t/o	pts
09/02/2023	at Wyoming	47	24	71	4.0-18	3-17	0	0-0	1-4	2	9	1	3-3	1	0	0	7	35
Opponents		47	24	71	4.0-18	3-17	0	0-0	1-4	2	9	1	3-3	1	0	0	7	35
Texas Tech		47	16	63	6.0-20	2-8	2	2-0	0-0	1	4	0	3-3	0	0	0	10	33

		Punting										Field Goals			Kickoffs				
Date	Opponent	no.	yds	avg	long	blkd	tb	fc	50+	i20	md-att	long	blkd	no.	yds	avg	tb	ob	
09/02/2023	at Wyoming	5	219	43.8	57	0	0	2	1	0	2-2	56	0	5	315	63.0	3	0	
Opponents		5	219	43.8	57	0	0	2	1	0	2-2	56	0	5	315	63.0	3	0	
Texas Tech		4	199	49.8	54	0	1	3	3	2	2-5	54	1	5	325	65.0	5	0	

# GAME-BY-GAME INDIVIDUAL STATS | OFFENSE

## PASSING

#12 Tyler Shough	Comp	Att	Int	Pct	Yards	TD	Long	Sacked	Effic.
Wyoming	31	47	1	66.0	338	3	33	3-17	143.2
<b>Totals</b>	<b>31</b>	<b>47</b>	<b>1</b>	<b>66.0</b>	<b>338</b>	<b>3</b>	<b>33</b>	<b>3-17</b>	<b>143.2</b>

## Rushing

Player	No-Yds/TD	UW
Tyler Shough	15-36/0	15-36/0
Tahj Brooks	11-39/1	11-39/1
Cam'Ron Valdez	6-20/0	6-20/0

## Receiving

Player	No-Yds/TD	UW
Jerand Bradley	8-88/1	8-88/1
Myles Price	6-65/1	6-65/1
Drae McCray	5-42/0	5-42/0
Xavier White	4-28/0	4-28/0
Jordan Brown	2-51/0	2-51/0
Jayden York	2-22/1	2-22/1
Tahj Brooks	2-12/0	2-12/0
Loic Fouonji	1-20/0	1-20/0
Mason Tharp	1-10/0	1-10/0

## DEFENSIVE STATISTICS

### Team Defense

##	Player	gp	Tackles				Sacks	Pass defense			Fumbles		blkd	
			ua	a	tot	tfl/yds		int-yds	brup	qbh	fr-yds	ff	kick	saf
8	Jesiah Pierre	1	10	4	14	.	.	.	.	.	.	.	.	.
32	Tyrique Matthews	1	5	1	6	.	.	.	.	.	.	.	.	.
1	Dadrion Taylor-Demerson	1	5	.	5	.	.	.	1	.	.	.	.	.
7	Steve Linton	1	4	1	5	1-4	.	.	.	.	1-0	.	.	.
50	Trent Low	1	.	4	4	0.5-2	0.5-2	.	.	.	.	.	.	.
9	CJ Baskerville	1	3	1	4	1.5-6	.	.	.	1	.	.	.	.
97	Tony Bradford Jr.	1	1	2	3	.	.	.	.	.	.	.	.	.
24	Malik Dunlap	1	3	.	3	.	.	.	.	.	.	.	.	.
98	E'Maurion Banks	1	2	1	3	0.5-1	0.5-1	.	.	.	.	.	.	.
95	Jaylon Hutchings	1	2	.	2	1-5	1-5	.	.	.	.	.	.	.
12	Bralyn Lux	1	2	.	2	1-2	.	.	1	.	.	.	.	.
0	Rayshad Williams	1	2	.	2	.	.	.	.	.	.	.	.	.
5	Quincy Ledet	1	2	.	2	.	.	.	.	.	.	1	.	.
10	Jacob Rodriguez	1	2	.	2	.	.	.	.	.	1-0	1	.	.
18	Tyler Owens	1	2	.	2	.	.	.	1	.	.	.	.	.
13	Ben Roberts	1	.	1	1	0.5-0	.	.	.	.	.	.	.	.
3	Bryce Ramirez	1	.	1	1	.	.	.	.	.	.	.	.	.
1	Myles Price	1	1	.	1	.	.	.	.	.	.	.	.	.
6	Myles Cole	1	1	.	1	.	.	.	1	.	.	.	.	.
<b>Totals</b>		<b>1</b>	<b>47</b>	<b>16</b>	<b>63</b>	<b>6-20</b>	<b>2-8</b>	<b>0-0</b>	<b>4</b>	<b>1</b>	<b>2-0</b>	<b>2</b>	<b>0</b>	<b>0</b>
Opponents		1	47	24	71	4-18	3-17	1-4	9	2	0-0	0	1	0

## GAME-BY-GAME INDIVIDUAL STATS | DEFENSE

### Total Tackles

Player	S-A	Total	UW
Jesiah Pierre	10-4	14	10-4
Tyrique Matthews	5-1	6	5-1
Dadrion Taylor-Demerson	5-0	5	5-0
Steve Linton	4-1	5	4-1
CJ Baskerville	3-1	4	3-1
Trent Low	0-4	4	0-4
Malik Dunlap	3-0	3	3-0
E'Maurion Banks	2-1	3	2-1
Tony Bradford Jr.	1-2	3	1-2
Rayshad Williams	2-0	2	2-0
Quincy Ledet	2-0	2	2-0
Jacob Rodriguez	2-0	2	2-0
Bralyn Lux	2-0	2	2-0
Tyler Owens	2-0	2	2-0
Jaylon Hutchings	2-0	2	2-0
Myles Price	1-0	1	1-0
Myles Cole	1-0	1	1-0
Bryce Ramirez	0-1	1	0-1
Ben Roberts	0-1	1	0-1

# GAME-BY-GAME INDIVIDUAL STATS | DEFENSE

## TACKLES FOR LOSS

Player	UA-A	Total	UW
CJ Baskerville	1-1	1.5	1.5-6
Steve Linton	1-0	1.0	1.0-4
Bralyn Lux	1-0	1.0	1.0-2
Jaylon Hutchings	1-0	1.0	1.0-5
Ben Roberts	0-1	0.5	0.5-0
Trent Low	0-1	0.5	0.5-2
E'Maurion Banks	0-1	0.5	0.5-1

## SACKS

Player	UA-A	Total	UW
Jaylon Hutchings	1-0	1	1-5
Trent Low	0-1	0.5	0.5-2
E'Maurion Banks	0-1	0.5	0.5-1

## Fumbles Forced

Player	Number	UW
Quincy Ledet	1	1
Jacob Rodriguez	1	1

## Fumbles Recovered

Player	Number	UW
Steve Linton	1	1
Jacob Rodriguez	1	1

# TEXAS TECH GAME HIGHS

## Texas Tech - Game Highs

RUSHES	33	at Wyoming (09/02/2023)
YARDS RUSHING	93	at Wyoming (09/02/2023)
YARDS PER RUSH	2.8	at Wyoming (09/02/2023)
TD RUSHES	1	at Wyoming (09/02/2023)
PASS ATTEMPTS	47	at Wyoming (09/02/2023)
PASS COMPLETIONS	31	at Wyoming (09/02/2023)
YARDS PASSING	338	at Wyoming (09/02/2023)
YARDS PER PASS	7.2	at Wyoming (09/02/2023)
TD PASSES	3	at Wyoming (09/02/2023)
TOTAL PLAYS	80	at Wyoming (09/02/2023)
TOTAL OFFENSE	431	at Wyoming (09/02/2023)
YARDS PER PLAY	5.4	at Wyoming (09/02/2023)
POINTS	33	at Wyoming (09/02/2023)
SACKS BY	2	at Wyoming (09/02/2023)
FIRST DOWNS	26	at Wyoming (09/02/2023)
PENALTIES	7	at Wyoming (09/02/2023)
PENALTY YARDS	69	at Wyoming (09/02/2023)
TURNOVERS	1	at Wyoming (09/02/2023)
PUNTS	4	at Wyoming (09/02/2023)
PUNTING AVG	49.8	at Wyoming (09/02/2023)
LONG PUNT	54	at Wyoming (09/02/2023)
PUNTS INSIDE 20	2	at Wyoming (09/02/2023)
LONG PUNT RETURN	8	at Wyoming (09/02/2023)

## Texas Tech - Individual Game Highs

RUSHES	15	Tyler Shough at Wyoming (09/02/2023)
YARDS RUSHING	39	Tahj Brooks at Wyoming (09/02/2023)
TD RUSHES	1	Tahj Brooks at Wyoming (09/02/2023)
LONG RUSH	12	Tyler Shough at Wyoming (09/02/2023)
PASS ATTEMPTS	47	Tyler Shough at Wyoming (09/02/2023)
PASS COMPLETIONS	31	Tyler Shough at Wyoming (09/02/2023)
YARDS PASSING	338	Tyler Shough at Wyoming (09/02/2023)
TD PASSES	3	Tyler Shough at Wyoming (09/02/2023)
LONG PASS	33	Tyler Shough at Wyoming (09/02/2023)
RECEPTIONS	8	Jerand Bradley at Wyoming (09/02/2023)
YARDS RECEIVING	88	Jerand Bradley at Wyoming (09/02/2023)
TD RECEPTIONS	1	Jerand Bradley at Wyoming (09/02/2023)
	1	Myles Price at Wyoming (09/02/2023)
	1	Jayden York at Wyoming (09/02/2023)
LONG RECEPTION	33	Myles Price at Wyoming (09/02/2023)
PUNTS	4	Austin McNamara at Wyoming (09/02/2023)
PUNTING AVG	49.8	Austin McNamara at Wyoming (09/02/2023)
LONG PUNT	54	Austin McNamara at Wyoming (09/02/2023)
PUNTS INSIDE 20	2	Austin McNamara at Wyoming (09/02/2023)
LONG PUNT RETURN	8	Myles Price at Wyoming (09/02/2023)
LONG KICKOFF RETURN	28	Jordan Brown at Wyoming (09/02/2023)
TACKLES	14	Jesiah Pierre at Wyoming (09/02/2023)
SACKS	1	Jaylon Hutchings at Wyoming (09/02/2023)
TACKLES FOR LOSS	1.5	CJ Baskerville at Wyoming (09/02/2023)

## OPPONENT GAME HIGHS

### Opponent - Individual Game Highs

RUSHES	15	Andrew Peasley at Wyoming (09/02/2023)
YARDS RUSHING	68	Andrew Peasley at Wyoming (09/02/2023)
TD RUSHES	1	Sam Scott at Wyoming (09/02/2023)
	1	Andrew Peasley at Wyoming (09/02/2023)
LONG RUSH	17	Andrew Peasley at Wyoming (09/02/2023)
PASS ATTEMPTS	34	Andrew Peasley at Wyoming (09/02/2023)
PASS COMPLETIONS	18	Andrew Peasley at Wyoming (09/02/2023)
YARDS PASSING	149	Andrew Peasley at Wyoming (09/02/2023)
TD PASSES	2	Andrew Peasley at Wyoming (09/02/2023)
LONG PASS	25	Andrew Peasley at Wyoming (09/02/2023)
RECEPTIONS	5	John Michael Gyllenborg at Wyoming (09/02/2023)
YARDS RECEIVING	37	John Michael Gyllenborg at Wyoming (09/02/2023)
TD RECEPTIONS	1	John Michael Gyllenborg at Wyoming (09/02/2023)
	1	Caleb Driskill at Wyoming (09/02/2023)
LONG RECEPTION	25	Wyatt Wieland at Wyoming (09/02/2023)
FIELD GOALS	2	John Hoyland at Wyoming (09/02/2023)
LONG FIELD GOALS	56	John Hoyland at Wyoming (09/02/2023)
PUNTS	5	Clayton Stewart at Wyoming (09/02/2023)
PUNTING AVG	43.8	Clayton Stewart at Wyoming (09/02/2023)
LONG PUNT	57	Clayton Stewart at Wyoming (09/02/2023)
PUNTS INSIDE 20	none	
LONG PUNT RETURN	none	
LONG KICKOFF RETURN	none	
TACKLES	12	Shae Suaiaunoa at Wyoming (09/02/2023)
SACKS	1	DeVonne Harris at Wyoming (09/02/2023)
	1	Braden Siders at Wyoming (09/02/2023)
	1	Jaden Williams at Wyoming (09/02/2023)
TACKLES FOR LOSS	1	DeVonne Harris at Wyoming (09/02/2023)
	1	Shae Suaiaunoa at Wyoming (09/02/2023)
	1	Braden Siders at Wyoming (09/02/2023)
	1	Jaden Williams at Wyoming (09/02/2023)
INTERCEPTIONS	1	Wrook Brown at Wyoming (09/02/2023)

### Opponent - Game Highs

RUSHES	44	at Wyoming (09/02/2023)
YARDS RUSHING	171	at Wyoming (09/02/2023)
YARDS PER RUSH	3.9	at Wyoming (09/02/2023)
TD RUSHES	2	at Wyoming (09/02/2023)
PASS ATTEMPTS	34	at Wyoming (09/02/2023)
PASS COMPLETIONS	18	at Wyoming (09/02/2023)
YARDS PASSING	149	at Wyoming (09/02/2023)
YARDS PER PASS	4.4	at Wyoming (09/02/2023)
TD PASSES	2	at Wyoming (09/02/2023)
TOTAL PLAYS	78	at Wyoming (09/02/2023)
TOTAL OFFENSE	320	at Wyoming (09/02/2023)
YARDS PER PLAY	4.1	at Wyoming (09/02/2023)
POINTS	35	at Wyoming (09/02/2023)
SACKS BY	3	at Wyoming (09/02/2023)
FIRST DOWNS	24	at Wyoming (09/02/2023)
PENALTIES	3	at Wyoming (09/02/2023)
PENALTY YARDS	15	at Wyoming (09/02/2023)
TURNOVERS	2	at Wyoming (09/02/2023)
PUNTS	5	at Wyoming (09/02/2023)
PUNTING AVG	43.8	at Wyoming (09/02/2023)
LONG PUNT	57	at Wyoming (09/02/2023)
PUNTS INSIDE 20	0	at Wyoming (09/02/2023)
LONG PUNT RETURN	0	at Wyoming (09/02/2023)

# GAME PARTICIPATION

##	Player	GP-GS	UW
0	Rayshad Williams	1/1	START
0	Cam'Ron Valdez	1/0	XXX
1	Dadrion Taylor-Demerson	1/1	START
1	Myles Price	1/1	START
2	Behren Morton	0/0	...
2	Jalon Peoples	1/0	XXX
3	Bryce Ramirez	1/0	XXX
4	Nate Floyd	0/0	...
4	Jordan Brown	1/0	XXX
5	Quincy Ledet	1/0	XXX
6	Myles Cole	1/1	START
6	J.J. Sparkman	1/0	XXX
7	Steve Linton	1/1	START
8	Jesiah Pierre	1/1	START
8	Coy Eakin	1/0	XXX
9	Jerand Bradley	1/1	START
9	CJ Baskerville	1/0	XXX
10	Jacob Rodriguez	1/1	START
10	Drae McCray	1/0	XXX
11	Loic Fouonji	1/1	START
11	Charles Esters III	1/0	XXX
12	Bralyn Lux	1/1	START
12	Tyler Shough	1/1	START
13	Brady Boyd	0/0	...
13	Ben Roberts	1/0	XXX
14	Xavier White	1/0	XXX
14	Joseph Adedire	1/0	XXX
15	Robert Wooten	0/0	...
15	Jayden York	1/0	XXX
16	Jaden Morris	0/0	...
16	Marquez Stevenson	0/0	...
17	Isaac Smith	0/0	...
17	Jake Strong	0/0	...
18	Tyler Owens	1/1	START
18	Will Burns	0/0	...
19	AJ McCarty	0/0	...
19	Haydon Wiginton	0/0	...
19	Dylan Spencer	0/0	...
20	Nehemiah Martinez I	0/0	...
20	Marcus Ramon-Edwards	0/0	...
21	Cameron Watts	1/0	XXX
21	Tyler King	0/0	...
22	Maurion Horn	0/0	...
22	Bryson Donnell	1/0	XXX
23	Landon Hullaby	0/0	...
24	Malik Dunlap	1/0	XXX
24	Anquan Willis	0/0	...
25	JMaury Davis	0/0	...
25	Chapman Lewis	0/0	...
26	Sammy Morris IV	1/0	XXX
27	Brenden Jordan	0/0	...
28	Tahj Brooks	1/1	START
28	Jordan Sanford	0/0	...
29	Chief Collins	1/0	XXX
30	Jackson Knotts	1/0	XXX
30	Miles Thompson	0/0	...
31	Austin McNamara	1/0	XXX
31	Joseph Plunk	1/0	XXX
32	Tyrique Matthews	1/0	XXX
33	Matthew Young	0/0	...

##	Player	GP-GS	UW
34	Bryce Robinson	0/0	...
35	Miquel Dingle Jr	0/0	...
36	Justin Horne	0/0	...
37	James Grando	0/0	...
37	Brook Honore	0/0	...
38	Reese Burkhardt	1/0	XXX
38	Anthony White	0/0	...
39	Charles Robinson	0/0	...
39	Luke Dillingham	0/0	...
40	Wesley Smith	1/0	XXX
41	Ty Kana	0/0	...
42	John Curry	0/0	...
43	Henry Teeter	1/0	XXX
43	Chris Lemons	0/0	...
45	Terrell Tilmon	1/0	XXX
46	Isaiah Crawford	0/0	...
47	Jacob Mauch	0/0	...
47	Tanner Allen	0/0	...
48	Gage Elder	0/0	...
49	Tre'Darius Brown	0/0	...
50	Trent Low	1/0	XXX
51	Jayden Cofield	0/0	...
52	Harvey Dyson III	1/0	XXX
53	Rusty Staats	0/0	...
54	Kaden Carr	0/0	...
56	Dennis Wilburn	0/0	...
60	Nick Fattig	0/0	...
63	Dylan Shaw	0/0	...
64	Jurrien Loftin	0/0	...
65	Sheridan Wilson	0/0	...
66	Matt Keeler	1/0	XXX
67	Dalton Marryman	0/0	...
68	Seth Martin	0/0	...
69	Caleb Rodkey	0/0	...
70	Cole Spencer	0/0	...
71	Monroe Mills	0/0	...
72	Landon Peterson	1/0	XXX
74	Daniel Sill	0/0	...
75	Jacoby Jackson	1/0	XXX
76	Caleb Rogers	0/0	...
77	Garrett Morphis	0/0	...
79	Ty Buchanan	1/0	XXX
80	Mason Tharp	1/1	START
82	Drew Hocutt	1/0	XXX
83	Jack Esparza	0/0	...
84	Demarion Crest	0/0	...
85	Aiden Meeks	0/0	...
86	TJ West	0/0	...
87	Kelby Valsin	0/0	...
88	Baylor Cupp	1/0	XXX
89	Jordan Green	0/0	...
90	Ansel Nedore	0/0	...
91	Blake Burris	1/0	XXX
93	Trevon McAlpine	1/0	XXX
94	Braylon Rigsby	0/0	...
95	Jaylon Hutchings	1/1	START
96	Amier Washington	0/0	...
97	Tony Bradford Jr.	1/1	START
98	E'Maurion Banks	1/0	XXX
99	Gino Garcia	1/0	XXX

GAME-BY-GAME STARTERS

OFFENSE

GAME	QB	RB	TE	X	Y	H	Z	LT	LG	C	RG	RT
at Wyoming	Shough	Brooks	Tharp	Fouonji	Price	--	Bradley	Mills	Spencer	Staats	Wilburn	Rogers
Oregon	--	--	--	--	--	--	--	--	--	--	--	--
Tarleton State	--	--	--	--	--	--	--	--	--	--	--	--
at West Virginia	--	--	--	--	--	--	--	--	--	--	--	--
Houston	--	--	--	--	--	--	--	--	--	--	--	--
at Baylor	--	--	--	--	--	--	--	--	--	--	--	--
Kansas State	--	--	--	--	--	--	--	--	--	--	--	--
at BYU	--	--	--	--	--	--	--	--	--	--	--	--
TCU	--	--	--	--	--	--	--	--	--	--	--	--
at Kansas	--	--	--	--	--	--	--	--	--	--	--	--
UCF	--	--	--	--	--	--	--	--	--	--	--	--
at Texas	--	--	--	--	--	--	--	--	--	--	--	--

DEFENSE

GAME	NT	DT	EDGE	LB-WILL	LB-MIKE	OLB	==	CB	S	S	CB
at Wyoming	Hutchings	Bradford Jr.	Cole	Pierre	Rodriguez	Linton	Baskerville (Star)	Williams	Taylor-Demerson	Owens	Lux
Oregon	--	--	--	--	--	--	--	--	--	--	--
Tarleton State	--	--	--	--	--	--	--	--	--	--	--
at West Virginia	--	--	--	--	--	--	--	--	--	--	--
Houston	--	--	--	--	--	--	--	--	--	--	--
at Baylor	--	--	--	--	--	--	--	--	--	--	--
Kansas State	--	--	--	--	--	--	--	--	--	--	--
at BYU	--	--	--	--	--	--	--	--	--	--	--
TCU	--	--	--	--	--	--	--	--	--	--	--
at Kansas	--	--	--	--	--	--	--	--	--	--	--
UCF	--	--	--	--	--	--	--	--	--	--	--
at Texas	--	--	--	--	--	--	--	--	--	--	--

TURNOVER CHART

Opponent	Forced by Texas Tech					Forced by Opponent				
	Fum	Int	Tot	Pts Off	Margin	Fum	Int	Tot	Pts Off	
at Wyoming	2	0	2	10	+1	0	1	1	7	
Oregon	-	-	-	-	-	-	-	-	-	
Tarleton State	-	-	-	-	-	-	-	-	-	
at West Virginia	-	-	-	-	-	-	-	-	-	
Houston	-	-	-	-	-	-	-	-	-	
at Baylor	-	-	-	-	-	-	-	-	-	
Kansas State	-	-	-	-	-	-	-	-	-	
at BYU	-	-	-	-	-	-	-	-	-	
TCU	-	-	-	-	-	-	-	-	-	
at Kansas	-	-	-	-	-	-	-	-	-	
UCF	-	-	-	-	-	-	-	-	-	
at Texas	-	-	-	-	-	-	-	-	-	
Total	2	0	2	10	+1	0	1	1	7	

REDZONE CHART

Opponent	Texas Tech					Opponents			
	No.	TD	(Run/Pass)	FG	Score%	No.	TD	FG	Score%.
at Wyoming	4	3	(1/2)	1	100.0	5	4	1	100.0
Oregon	--	--	--	--	--	--	--	--	--
Tarleton State	--	--	--	--	--	--	--	--	--
at West Virginia	--	--	--	--	--	--	--	--	--
Houston	--	--	--	--	--	--	--	--	--
at Baylor	--	--	--	--	--	--	--	--	--
Kansas State	--	--	--	--	--	--	--	--	--
at BYU	--	--	--	--	--	--	--	--	--
TCU	--	--	--	--	--	--	--	--	--
at Kansas	--	--	--	--	--	--	--	--	--
UCF	--	--	--	--	--	--	--	--	--
at Texas	--	--	--	--	--	--	--	--	--



OPPONENT	PASSING YARDS	RUSHES	RUSH YARDS	RECEPTIONS	RECEIVING YARDS	TACKLES	TACKLES FOR LOSS	SACKS
at Wyoming	338 (Shough)	15 (Shough)	39 (Brooks)	8 (Bradley)	88 (Bradley)	14 (Pierre)	1.5 (Baskerville)	1.0 (Hutchings)
Oregon	--	--	--	--	--	--	--	--
Tarleton State	--	--	--	--	--	--	--	--
at West Virginia	--	--	--	--	--	--	--	--
Houston	--	--	--	--	--	--	--	--
at Baylor	--	--	--	--	--	--	--	--
Kansas State	--	--	--	--	--	--	--	--
at BYU	--	--	--	--	--	--	--	--
TCU	--	--	--	--	--	--	--	--
at Kansas	--	--	--	--	--	--	--	--
UCF	--	--	--	--	--	--	--	--
at Texas	--	--	--	--	--	--	--	--

## OPENING DRIVE - OFFENSE

OPPONENT	1st Half	2nd Half
at Wyoming	Touchdown	Punt
Oregon	--	--
Tarleton State	--	--
at West Virginia	--	--
Houston	--	--
at Baylor	--	--
Kansas State	--	--
at BYU	--	--
TCU	--	--
at Kansas	--	--
UCF	--	--
at Texas	--	--

OPPONENT	1st Half	2nd Half
at Wyoming	Punt	Touchdown
Oregon	--	--
Tarleton State	--	--
at West Virginia	--	--
Houston	--	--
at Baylor	--	--
Kansas State	--	--
at BYU	--	--
TCU	--	--
at Kansas	--	--
UCF	--	--
at Texas	--	--

OPPONENT	Coin Flip	Decision	Result
at Wyoming	L	Opp. Deferred	L, 35-33 <sup>2011</sup>
Oregon	-	--	--
Tarleton State	-	--	--
at West Virginia	-	--	--
Houston	-	--	--
at Baylor	-	--	--
Kansas State	-	--	--
at BYU	-	--	--
TCU	-	--	--
at Kansas	-	--	--
UCF	-	--	--
at Texas	-	--	--

OPPONENT	TEXAS TECH			OPPONENTS		
	PTS	PLAYS	YDS	PTS	PLAYS	YDS
at Wyoming	7	6	76	0	3	2
Oregon	-	-	-	-	-	-
Tarleton State	-	-	-	-	-	-
at West Virginia	-	-	-	-	-	-
Houston	-	-	-	-	-	-
at Baylor	-	-	-	-	-	-
Kansas State	-	-	-	-	-	-
at BYU	-	-	-	-	-	-
TCU	-	-	-	-	-	-
at Kansas	-	-	-	-	-	-
UCF	-	-	-	-	-	-
at Texas	-	-	-	-	-	-

OPPONENT	TEXAS TECH			OPPONENTS		
	PTS	PLAYS	YDS	PTS	PLAYS	YDS
at Wyoming	7	13	76	0	3	
Oregon	-	-	-	-	-	
Tarleton State	-	-	-	-	-	
at West Virginia	-	-	-	-	-	
Houston	-	-	-	-	-	
at Baylor	-	-	-	-	-	
Kansas State	-	-	-	-	-	
at BYU	-	-	-	-	-	
TCU	-	-	-	-	-	
at Kansas	-	-	-	-	-	
UCF	-	-	-	-	-	
at Texas	-	-	-	-	-	

OPPONENT	TAKEAWAY			GIVEAWAY			
	Fum	Int	Tot	Fum	Int	Tot	Diff
at Wyoming	2	0	2	0	1	1	+1
Oregon	-	-	-	-	-	-	-
Tarleton State	-	-	-	-	-	-	-
at West Virginia	-	-	-	-	-	-	-
Houston	-	-	-	-	-	-	-
at Baylor	-	-	-	-	-	-	-
Kansas State	-	-	-	-	-	-	-
at BYU	-	-	-	-	-	-	-
TCU	-	-	-	-	-	-	-
at Kansas	-	-	-	-	-	-	-
UCF	-	-	-	-	-	-	-
at Texas	-	-	-	-	-	-	-
<b>TOTALS</b>	<b>2</b>	<b>0</b>	<b>2</b>	<b>0</b>	<b>1</b>	<b>1</b>	<b>+1</b>

	TEXAS TECH		OPPONENTS	
YARDAGE	TD	FG	TD	FG
No Drive	-	-	-	-
Negative Yards	-	1	-	-
0-9	-	-	-	-
10-19	-	-	-	-
20-29	3	-	2	-
30-39	-	-	-	1
40-49	-	-	-	-
50-59	-	-	1	-
60-69	-	1	-	1
70-79	1	-	1	-
80-89	-	-	-	-
90-99	-	-	-	-
TOTALS	4	2	4	2

	TEXAS TECH	OPPONENTS
OPPONENT	3-@-Outs/Drives	3-@-Outs/Drives
at Wyoming	2/14	3/14
Oregon	--	--
Tarleton State	--	--
at West Virginia	--	--
Houston	--	--
at Baylor	--	--
Kansas State	--	--
at BYU	--	--
TCU	--	--
at Kansas	--	--
UCF	--	--
at Texas	--	--
<b>TOTALS</b>	<b>2/14</b>	<b>3/14</b>

[illegible]

TEXAS TECH SCORING DRIVES

at Wyoming	No. of	Total	Drive	Type of	Score	Scoring
drive superlatives →	Plays	Yards	Time	Score	QTR/Time	Play
most yards →	6	76	1:49	Touchdown	1Q/10:34	Price 33-yd catch
	2	26	0:42	Touchdown	1Q/9:25	York 19-yd catch
	4	-4	1:10	Field Goal	1Q/4:02	Garcia 54-yard FG
most plays/time →	13	69	2:58	Field Goal	4Q/0:41	Garcia 27-yard FG
	5	25	--	Touchdown	OT-1	Brooks 6-yd run
	5	25	--	Touchdown	OT-2	Bradley 15-yd catch
Oregon	Plays	Yards	Time	Score	QTR/Time	Scoring Play
	-	-	-	-	-/-	--
Tarleton State	Plays	Yards	Time	Score	QTR/Time	Scoring Play
	-	-	-	-	-/-	--
at West Virginia	Plays	Yards	Time	Score	QTR/Time	Scoring Play
	-	-	-	-	-/-	--
Houston	Plays	Yards	Time	Score	QTR/Time	Scoring Play
	-	-	-	-	-/-	--
at Baylor	Plays	Yards	Time	Score	QTR/Time	Scoring Play
	-	-	-	-	-/-	--
Kansas State	Plays	Yards	Time	Score	QTR/Time	Scoring Play
	-	-	-	-	-/-	--
at BYU	Plays	Yards	Time	Score	QTR/Time	Scoring Play
	-	-	-	-	-/-	--
TCU	Plays	Yards	Time	Score	QTR/Time	Scoring Play
	-	-	-	-	-/-	--
at Kansas	Plays	Yards	Time	Score	QTR/Time	Scoring Play
	-	-	-	-	-/-	--
UCF	Plays	Yards	Time	Score	QTR/Time	Scoring Play
	-	-	-	-	-/-	--
at Texas	Plays	Yards	Time	Score	QTR/Time	Scoring Play
	-	-	-	-	-/-	--

OPPONENT SCORING DRIVES

at Wyoming	No. of	Total	Drive	Type of	Score	Scoring
drive superlatives →	Plays	Yards	Time	Score	QTR/Time	Play
	9	37	4:07	Field Goal	2Q/14:55	Hoyland 56-yd FG
	5	56	2:30	Touchdown	2Q/11:20	Driskill 4-yd catch
most yards/time →	13	76	7:31	Touchdown	3Q/5:37	Scott 16-yd run
most plays →	14	65	6:14	Field Goal	4Q/8:58	Hoyland 31-yd FG
	5	25	--	Touchdown	OT-1	Peasley 5-yd run
	5	25	--	Touchdown	OT-2	Gyllenborg 11-yd catch
Oregon	Plays	Yards	Time	Score	QTR/Time	Scoring Play
	-	-	-	-	-/-	--
Tarleton State	Plays	Yards	Time	Score	QTR/Time	Scoring Play
	-	-	-	-	-/-	--
at West Virginia	Plays	Yards	Time	Score	QTR/Time	Scoring Play
	-	-	-	-	-/-	--
Houston	Plays	Yards	Time	Score	QTR/Time	Scoring Play
	-	-	-	-	-/-	--
at Baylor	Plays	Yards	Time	Score	QTR/Time	Scoring Play
	-	-	-	-	-/-	--
Kansas State	Plays	Yards	Time	Score	QTR/Time	Scoring Play
	-	-	-	-	-/-	--
at BYU	Plays	Yards	Time	Score	QTR/Time	Scoring Play
	-	-	-	-	-/-	--
TCU	Plays	Yards	Time	Score	QTR/Time	Scoring Play
	-	-	-	-	-/-	--
at Kansas	Plays	Yards	Time	Score	QTR/Time	Scoring Play
	-	-	-	-	-/-	--
UCF	Plays	Yards	Time	Score	QTR/Time	Scoring Play
	-	-	-	-	-/-	--
at Texas	Plays	Yards	Time	Score	QTR/Time	Scoring Play
	-	-	-	-	-/-	--



EXPLOSIVE PLAYS - 20-PLUS YARDS

Yards	Opponent	Play	Result
33	Wyoming	Shough pass to Price	Touchdown
29	Wyoming	Shough pass to Bradley	First Down
28	Wyoming	Brown kick return	First Down
27	Wyoming	Shough pass to Brown	First Down
24	Wyoming	Shough pass to Brown	First Down
20	Wyoming	Shough pass to Fouonji	First Down

OPPONENT EXPLOSIVE PLAYS - 20-PLUS YARDS

Yards	Opponent	Play	Result
25	Wyoming	Peasley pass to Wieland	First Down

EXPLOSIVE PLAYS BY THE NUMBERS

	Texas Tech Long Plays				Opponent Long Plays			
	Rush	Pass	ST	Total	Rush	Pass	ST	Total
at Wyoming	0	5	1	6	0	1	0	1
Oregon	-	-	-	-	-	-	-	-
Tarleton State	-	-	-	-	-	-	-	-
at West Virginia	-	-	-	-	-	-	-	-
Houston	-	-	-	-	-	-	-	-
at Baylor	-	-	-	-	-	-	-	-
Kansas State	-	-	-	-	-	-	-	-
at BYU	-	-	-	-	-	-	-	-
TCU	-	-	-	-	-	-	-	-
at Kansas	-	-	-	-	-	-	-	-
UCF	-	-	-	-	-	-	-	-
at Texas	-	-	-	-	-	-	-	-
Totals	0	5	1	6	0	1	0	1

LONGEST PLAYS BY THE NUMBERS

Long Plays by Yards	NO.	TD
100+	-	-
90-99	-	-
80-89	-	-
70-79	-	-
60-69	-	-
50-59	-	-
40-49	-	-
30-39	1	1
20-29	5	0
Totals	6	1

LONGEST PLAYS BY TYPE

Long Plays by Type (20+)	NO.	TD
Rushing	-	-
Passing	5	1
Punt returns	-	-
Kick returns	1	-
Interceptions	-	-
Fumble returns	-	-
Other	-	-
TOTAL	6	1

LONGEST PLAYS OF THE YEAR

Play Type	Yardage	Play (Opponent)
Rushing	12	Shough 12-yard run (at Wyoming)
Rushing Touchdown	6	Brooks 6-yard TD run (at Wyoming)
Passing	33	Shough 33-yard TD pass to Price (at Wyoming)
Passing Touchdown	33	Shough 33-yard TD pass to Price (at Wyoming)
Punt Return	8	Price 8-yard punt return (at Wyoming)
Kick Return	28	Jordan 28-yard punt return (at Wyoming)
Interception Return	-	--
Punt	54	McNamara 54-yard punt (at Wyoming)
Field Goal	54	Garcia 54-yard field goal (at Wyoming)

GAME-BY-GAME SPECIALIST STATS

FIELD GOALS

#99 Garcia	(Made), Missed, Blocked
at Wyoming	(54), 49, 40, 50, (27)
Oregon	--
Tarleton State	--
at West Virginia	--
Houston	--
at Baylor	--
Kansas State	--
at BYU	--
TCU	--
at Kansas	--
UCF	--
at Texas	--

PUNTING

#31 McNamara	Number-Avg./i20/50+
at Wyoming	4-49.8 / 2 / 3
Oregon	--
Tarleton State	--
at West Virginia	--
Houston	--
at Baylor	--
Kansas State	--
at BYU	--
TCU	--
at Kansas	--
UCF	--
at Texas	--

AUSTIN MCNAMARA, P

# - opponent (Qtr.)	Down	Situation	Yards	Action	i20	i10	Note
1 - at Wyoming (1Q)	4-6	TTU33	51	FC	Yes	No	Fair catch at the WYO-16
2 - at Wyoming (2Q)	4-4	TTU46	54	TB	No	No	Touchback to the WYO-00
3 - at Wyoming (2Q)	4-9	TTU48	42	FC	Yes	No	Fair catch at the WYO-10
4 - at Wyoming (3Q)	4-8	TTU24	52	FC	No	No	Fair catch at the WYO-24

# Texas Tech

## RED RAIDER FOOTBALL

### POSTGAME NOTES

GAME

1



#24 TEXAS TECH RED RAIDERS

at

WYOMING COWBOYS

0-1, 0-0 BIG 12

1-0, 0-0 MW

Sept. 2, 2023 | 5:30 p.m. MT | War Memorial Stadium | Laramie, Wyo. | CBS



## TEXAS TECH

Record	0-1 Overall; 0-0 Big 12
Streak	L1
Head Coach	Joey McGuire
Career Record	8-6 (2nd Season)
Record vs. Wyoming	0-1
Today's attendance	26,450
Kickoff temperature	72 degrees
Length of Game	3:49

## TODAY'S STARTERS

**(Offense)** - (LT) Monroe Mills, (LG) Cole Spencer, (C) Rusty Staats, (RG) Dennis Wilburn, (RT) Caleb Rogers, (QB) Tyler Shough, (RB) Tahj Brooks, (TE) Mason Tharp, (WR) Loic Fouonji, (WR) Myles Price, (WR) Jerand Bradley

**(Defense)** - (NT) Jaylon Hutchings, (DT) Tony Bradford Jr., (EDGE) Myles Cole, (LB-WILL) Jesiah Pierre, (LB-MIKE) Jacob Rodriguez, (OLB) Steve Linton, (STAR) Brenden Jordan, (CB) Rayshad Williams, (S) Dadrion Taylor-Demerson, (S) Tyler Owens, (CB) Bralyn Lux

Notes: The following Red Raiders made their first career starts in scarlet and black: Cole Spencer, Rusty Staats, Myles Cole, Steve Linton, Brenden Jordan and Bralyn Lux.

## GETTING STARTED

- Today's weather at kickoff: 72 degrees, 15 mph winds from the NE and cloudy skies.
- Due to lightening, today's game was delayed one-hour and two minutes. Official kick time was 6:51 p.m. MT.
- Wyoming won the coin toss and chose to receive in the second half. Texas Tech started the first half with the ball.
- Today's game marked the first meeting with Wyoming since 1992 and the Red Raiders' first trip to Laramie since 1991. Today's game was the sixth all-time meeting between the two schools.
- Texas Tech wore black helmets, white jerseys and white pants against Wyoming.
- Today's game captains were Bryce Ramirez, Cole Spencer, Tony Bradford Jr. and Austin McNamara.
- Today's attendance: 26,450.

## TODAY'S LOSS...

- Gives Texas Tech a 2-4 all-time record against Wyoming.
- Gives Texas Tech a 68-28-3 all-time record in season openers.
  - The Red Raiders lost their first season opener since falling vs. Ole Miss at NRG Stadium in 2018.
  - The Red Raiders drop to 2-2 in season openers that were true road games dating back to 2000.
  - The Red Raiders are now 21-3 in season openers dating back to 2000.
- Snaps Texas Tech's four-game win streak that closed the 2022 season.
- Gives Texas Tech its first overtime loss under head coach Joey McGuire, dropping to 3-1.

## TEAM NOTES

- Texas Tech experienced its first weather delay since Sept. 16, 2017 at home versus Arizona State. That contest was delayed one hour in Lubbock due to lightening.
- True freshman Brenden Jordan, a 4-star recruit from Mansfield HS in the DFW area, started at the star position. The last true freshman to start a season opener for Texas Tech came in 2017 when OL Jack Anderson started. Anderson started all 13 games that season.
- Texas Tech forced two turnovers in the first quarter; it's only two takeaways of the game.
  - The Red Raiders were previously 5-0 under head coach Joey McGuire when forcing two or takeaways.
- After building a 17-0 lead in the first quarter. Wyoming tied the game, 17-17, with 5:37 left in the third quarter. Wyoming took a 20-17 lead with 8:58 left in 4th quarter, building to 20-straight points. It was the second loss under head coach Joey McGuire where the Red Raiders lost after scoring first and held a halftime lead.
- Wyoming ran more total plays than Texas Tech midway through the third quarter - 49 to 38 (30, 5:37) - a category the Red Raiders traditionally control having led the FBS averaging 84.2 plays per game in 2022. The Red Raiders eventually topped the Cowboys in that category to close the game, 80 to 78.
- Tech falls to 6-2 in games scoring 30 or more under head coach Joey McGuire. The previous loss was at No. 7 Oklahoma State (41-31).

## NOTING THE RED RAIDERS

## OFFENSE

## QB, Tyler Shough (Sr.)

- Started a season-opener for the fourth-consecutive season, and started a season-opener for the Red Raiders for the third-straight year. Shough is the fifth Red Raider since 1980 to start three-straight consecutive seasons.
- As Tech's starting quarterback, Tyler Shough drops to 8-2 in his career and 8-1 in games that he started and finished in his Red Raider career.
- Shough finished with 338 yards passing, surpassing the 300-yard mark for the fifth time in his career.

## RB, Tahj Brooks (Sr.)

- Scored his 19th rushing TD of his career. Finished with a team-high 39 yards rushing.

## WR, Myles Price (Sr.)

- Scored sixth career touchdown, catching a 33-yard pass from Shough in the first quarter. It was his longest reception in a game since hauling in a 54-yard TD catch vs. Houston on Sept. 10, 2022.

## RB, Jerand Bradley (So.)

- Led Tech with eight receptions for 88 yards. The eight catches match his career-high, set three times before in 2022.

## DEFENSE

## DL, Jaylon Hutchings (Sr.)

- Made his 47th consecutive start, which ranks second among all active FBS players for most consecutive starts.
- Logged one of the Red Raiders' two sacks. His solo sack increases his career sack total to 8.5.

## LB, Jesiah Pierre (Sr.)

- Set a career-high for tackles (14). He matched his career-high for tackles (7) in the first half. It was the most tackles in a single game since Kosi Eldridge posted 14 versus Oklahoma.

## SPECIAL TEAMS

## P, Austin McNamara (Sr.)

- Averaged 49.8 yards per punt on four attempts. It was the seventh time in his career he averaged better than 49.0 yards per punt in a game.

## K, Gino Garcia (Sr.)

- Hit 54-yard FG in the first quarter. It was his first career made field goal as a Red Raider. He finished 2-for-5.

## K, Reese Burkhardt (Sr.)

- Forced a touchback on all five kickoffs; allowing zero ret. yards.

## MEDIA INFORMATION



**MATT DOWDY**  
Assistant A.D.  
806-928-5190  
matthew.dowdy@ttu.edu



**MATT BURKHOLDER**  
Director  
559-862-3771  
matt.burkholder@ttu.edu



**CHRIS DUARTE**  
Associate Director  
954-937-3254  
chris.duarte@ttu.edu

### TEXAS TECH ATHLETICS COMMUNICATIONS

East Stadium Building, Jones AT&T Stadium (Third Floor)  
Office: (806) 742-2770 • Fax: (806) 742-1970  
2508 6th Street • Lubbock, TX 79409  
www.TexasTech.com/Media



### CREDENTIAL REQUESTS

Please direct all credential requests to the online credential portal located at [www.sportssystem.com/TexasTech](http://www.sportssystem.com/TexasTech). Confirmation of your request will be made upon review by Matt Dowdy. Credentials are limited to members of the working media who are assigned to cover Texas Tech Football. Credentials must be requested online by 5 p.m. Tuesday each week. All requests will be held for pickup until 5 p.m. Friday at the Athletics Communications office (third floor of Whitacre Athletic Center, East Stadium Building). Credentials not picked up by 5 p.m. Friday will be available at Media Will Call located on the northwest side of Jones AT&T Stadium.

### WEEKLY MEDIA LUNCHEON

During the season, Texas Tech head coach Joey McGuire will host a weekly media luncheon inside the Football Training Facility, located next to Jones AT&T Stadium. The event will be held each Monday during the regular season, excluding the bye week. McGuire will be joined each week by defensive coordinator Tim DeRuyter and offensive coordinator Zach Kittley. Lunch will be served at 11:30 a.m. each Monday followed by a 12:30 p.m. press conference.

### WEEKLY AVAILABILITY SCHEDULE

In addition to the Monday press conference, select student-athletes will be available following practice each Tuesday inside the Sports Performance Center. Practice is expected to conclude around 10:30 a.m. each week with interviews to follow. All specific student-athlete requests should be submitted by 10 a.m. Monday each week during the season.

### INTERVIEW REQUESTS

Please direct all interview requests for head coach Joey McGuire to Matt Dowdy; members of the Texas Tech coaching staff and student-athletes to Matt Dowdy or Matt Burkholder. Contacting student-athletes or coaches directly through text message or social media is strictly prohibited and could result in loss of credentials.

### USE OF TEXAS TECH PHOTOGRAPHY

The use of Texas Tech photos is prohibited without prior approval from the athletics communications office. Texas Tech does not grant permission for use of its photos for social media content purposes. Texas Tech will provide courtesy headshots and action shots upon requests for editorial purposes.

### VIDEO HIGHLIGHTS/NEWS CONFERENCE

Video from news conferences and games will be available to the media via YouTube. Broadcast quality video footage (game highlights, post-practice interviews, post-game interviews, etc) are available by request through the athletics communications office.

### PHOTO REQUESTS

Please submit your requests to Chris Duarte.

### COLLEGEPRESSBOX.COM

Collegepressbox is the official media website for Division I football. Access and download game notes, quotes, statistics, media guides, headshots, logos and more for all FBS schools, conferences, postseason games, awards and the College Football Playoff. For access, please register for an account at [collegepressbox.com/register](http://collegepressbox.com/register).

### LIVE STREAMING

Live video streaming of any Texas Tech Athletics event, including news conferences, on ANY social media platform is strictly prohibited without prior approval from the athletics communications office.

### USE OF AUDIO/VIDEO

Any media entity collecting any sort of "video or audio materials" (film, traditional video or audio, digital video or audio, photos, etc.) from Texas Tech University Athletics game events or press conference/media events may use that material only for traditional television newscasts, web-based or print coverage, or other electronic transmission as approved by the University in writing, with a limitation of up to three (3) minutes in length from any single event. Such media entity may not offer any live video, audio or other coverage of the event without the advance, written permission of Texas Tech University Athletics. This policy includes all games, matches and events involving any of Texas Tech's athletic programs. It includes all media events -- press conferences, pre/post-practice interviews and pre/post-game interviews. An exception would be a one-on one interview arranged through the Texas Tech Athletics Communications office with a Texas Tech, coach, athlete or administrator.

## TEXAS TECH SPORTS NETWORK

The Texas Tech Sports Network from Learfield Sports will carry all the exciting action of Red Raider Football beginning with the season opener with Wyoming and all the way through the bowl season. Brian Jensen (play-by-play) and John Harris (color analyst) return to the broadcast booth and will be joined on the sidelines by Chris Level (sidelines).

Fans outside the coverage area will once again be able to listen to Red Raider games live on the Internet through Texas-Tech+. By logging onto [www.TexasTech.com](http://www.TexasTech.com), live play-by-play of Texas Tech Football is just a click away. The games also are carried on Sirius/XM Satellite Radio (channel varies).

All games will also be available on the Varsity Network App, available for download in your iTunes or Android store.

### 2023 RED RAIDER FOOTBALL AFFILIATES

CITY	STATION	FREQUENCY
Abilene/Haskell	KVRP-FM	97.1
Amarillo	KPUR-FM	95.7
Amarillo	KPUR-AM	1440
Andrews	KACT-FM	105.5
Artesia, N.M.	KSVP-AM	990
Artesia, N.M.	KSVP-FM	93.7
Big Spring	KBST-FM	95.7
Big Spring	KBST-FM	103.9
Big Spring	KBST-AM	1490
Brownwood	KQBZ-FM	96.9
Dallas	KFXR-AM	1190
Dumas	KDDD-FM	95.3
Hereford	KPAN-FM	106.3
Hereford	KPAN-AM	860
Hobbs, N.M.	KEJL-AM	1110
Hobbs, N.M.	KEJL-FM	100.5
Lampasas	KCYL-AM	1450
Lubbock	KJTV-FM	100.7
Lubbock	KJTV-AM	950
Lubbock	KTTU-FM	97.3
Lubbock	KXTQ-FM	106.5
Odessa-Midland	KNFM-FM	92.3
San Angelo	KNRX-FM	96.5
San Antonio	KONO-AM	860
Seminole	KSEM-FM	106.3
Tyler	KTBB-FM	97.5
Waco	KWBT-HD2	94.5

### SATELLITE RADIO

Sirius XM Radio	Ch. 83
XM App	Ch. 80
Varsity App	Search "Texas Tech"

**collegepressbox**  
SINCE 2005 EVERYTHING BUT THE PREGAME MEAL

## COVERING THE RED RAIDERS

<b>4</b> <b>MONDAY</b> MEDIA LUNCHEON 11:30 a.m. PRESS CONFERENCE 12:30 p.m.	<b>5</b> <b>TUESDAY</b> MEDIA AVAILABILITY 10 a.m. Sports Performance Center	<b>6</b> <b>WEDNESDAY</b> NO AVAILABILITY	<b>7</b> <b>THURSDAY</b> NO AVAILABILITY	<b>8</b> <b>FRIDAY</b> NO AVAILABILITY	<b>9</b> <b>SATURDAY</b> OREGON AT TEXAS TECH 6 p.m. CT Lubbock, Texas	<b>10</b> <b>SUNDAY</b> NO AVAILABILITY
---	--	---	--	--	--	---