



CBS SPORTS

Television Information

Televised By CBS
Play-by-Play Announcer Rich Waltz
Color Analyst Aaron Taylor
Sideline Analyst Amanda Guerra

Radio Broadcast Information

The Cowboy Sports Network (CSN):
 •Every Cowboy Football game is broadcast live on the 26 Affiliates of the Cowboy Sports Network
 •Flagship Station, KFBC 1240 AM, Cheyenne, Wyo.

Announcers:
 •Keith Kelley, Play-by-Play (2nd year)
 •Kevin McKinney, Color Analyst (26th year)
 •Erick Pauley, Sideline Reporter (2nd year)

Pregame Show:
 •Begins 90 minutes prior to kickoff.

Postgame Show:
 •30 minutes immediately after the game

**Connect With
Wyoming Athletics Online
and on Social Media**

GoWyo.com

Follow Us on Twitter and Instagram
 wyo_football and wyoathletics



Follow Us on Facebook
 facebook.com/wyofootball and
 facebook.com/wyoathletics



University of Wyoming Ticket Information

Fans may order tickets online, via email or by phone at:

- Go to **GoWyo.com/tickets**
- Email **tickets@uwyo.edu**
- Call **(307) 766-7220**

Fans may also purchase tickets in person at the UW Athletics Ticket Office on the west side of the Arena-Auditorium on the corner of Willett Drive and 19th Street.

WYOMING

FOOTBALL 2023

Aug. 28, 2023

Wyoming Football Contacts

Tim Harkins, Associate A.D. for Media Relations
 Nick Seeman, Assistant A.D. for Media Relations

Week 1: Sat., Sept. 2, 2023, 5:30 p.m., M.T.
Jonah Field at War Memorial Stadium (29,181)
Laramie, Wyo.



The Wyoming Cowboys

(0-0, 0-0 in the Mountain West Conference)

Head Coach: Craig Bohl (Nebraska '82)
Overall Record: 156-88 (.639), 21st season
Record at Wyoming: 52-56 (.482), 10th season
Conference Record: 81-62 (.566), 21st season

vs.



The Texas Tech Red Raiders

(No. 24 in Coaches' Poll, RV in AP)
 (0-0, 0-0 in the Big 12 Conference)

Head Coach: Joey McGuire (UT Arlington '95)
Overall Record: 8-5 (.615), 2nd season
Record at Current School: 8-5 (.615), 2nd season
Conference Record: 5-4 (.556), 2nd season

2023 Wyoming Football Schedule

Date	Opponents	Score/ Time (M.T.)	TV
Sat., Sept. 2	TEXAS TECH (Hall of Fame Weekend, Stripe Out, Rodeo Day)	5:30 p.m.	CBS
Sat., Sept. 9	PORTLAND STATE (Campus Pass, Band Day)	2:00 p.m.	MW Network
Sat., Sept. 16	at Texas	6:00 p.m.	Longhorn Network
Sat., Sept. 23	APPALACHIAN STATE (Energy Day)	5:00 p.m.	CBSSN
Sat., Sept. 30	NEW MEXICO* (Homecoming, Parents' Weekend)	2:00 p.m.	MW Network
Sat., Oct. 7	FRESNO STATE* (Ag Day, CJC Auction)	TBA	FOX Networks
Sat., Oct. 14	at Air Force*	5:00 p.m.	CBSSN
Sat., Oct. 21	OPEN		
Sat., Oct. 28	at Boise State*	TBA	FOX Networks
Fri., Nov. 3	COLORADO STATE* (Military Appreciation)	6:00 p.m.	CBSSN
Fri., Nov. 10	at UNLV*	8:45 p.m.	FS1
Sat., Nov. 18	HAWAII* (First Responders' Day)	Noon	Spectrum Hawai'i
Sat., Nov. 25	at Nevada*	7:00 p.m.	CBSSN
Sat., Dec. 2	MW Championship Game+	1:00 p.m.	FOX

Game times listed are all Mountain Time
 Additional game times will be announced by the Mountain West and TV partners in the future

BOLD AND CAPS Indicate Home games

*Indicates Mountain West Conference games

Wyoming vs. Texas Tech Preview

•Wyoming and Texas Tech will be meeting for the sixth time in the two schools' histories. The Cowboys lead the overall series 3-2. This is the first meeting between the two schools since the 1992 season.

•Saturday's game will be televised before a national television audience on CBS.

•Wyoming head coach **Craig Bohl** is entering his 10th season leading the Cowboys, making him the longest tenured head football coach in Wyoming history.

•The Texas Tech Red Raiders enter this season ranked No. 24 in the nation in the USA Today Coaches' Poll and are receiving votes in the Associated Press Media Poll.

GoWyo.com

#RideForTheBrand





2023 University of Wyoming Football



University of Wyoming Fast Facts

General Information

Location: Laramie, Wyo.
Founded: 1886
Enrollment: 11,100
President: Dr. Edward Seidel
Athletics Director: Tom Burman
Colors: Brown & Gold
Nickname: Cowboys, Pokes
Conference: Mountain West
Stadium: Jonah Field at War Memorial Stadium
Capacity: 29,181
Surface: FieldTurf Vertex CORE

2023 Wyoming Football Coaching Staff

Head Coach: Craig Bohl (Nebraska '82)
Overall Record: 156-88 (.639), 21st season
Record at Wyoming: 52-56 (.482), 10th season
Offensive Coaching Staff

**Associate Head Coach/
Offensive Passing-Game Coordinator/WRs**
Mike Grant (Nebraska '93)
Offensive Coordinator/QBs
Tim Polasek (Concordia '02)
Executive Director of Recruiting/RBs
Gordie Haug (Bemidji State '09)
**Co-Special Teams Coordinator/Tight Ends/
Fullbacks**
Shannon Moore (Black Hills State '00)

Offensive Line
Joe Tripodi (Northwestern '06)
Defensive Coaching Staff
Associate Head Coach/Head Freshman Coach
Defensive Run-Game Coordinator/DTs/NTs
Oscar Giles (Texas '91)
Defensive Coordinator/Safeties
Jay Sawvel (Mount Union '93)

Linebackers
Aaron Bohl (MSU Moorhead '16)
Co-Special Teams Coordinator/Cornerbacks
Benny Boyd (Aurora '00)
Defensive Ends
Brian Hendricks (Wyoming '11)

Administrative Staff
Associate A.D. for Football Operations
Nick Fulton (Sioux Falls '04)
Director of Player Personnel
Kirby O'Meara (Central Arkansas '13)
Director of On-Campus Recruiting
Samantha Patten (Florida '20)

University of Wyoming Media Relations Staff

Tim Harkins, Associate Athletics Director
Cell: (307) 760-7847
E-Mail: tharkins@uwyo.edu
Nick Seeman, Assistant Athletics Director
Cell: (612) 741-0550
E-Mail: nseeman@uwyo.edu
Diane Dodson, Office Manager
John Durgie, Director of Digital Strategy
Kevin DeVries, Asst. Media Relations Director
Cobe Wastler, Asst. Media Relations Director
Bud Denega, Asst. Media Relations Director
Media Relations Phone: (307) 766-2256
Media Relations FAX: (307) 766-2346

Craig Bohl, Head Coach



Craig Bohl will enter his 10th season leading the University of Wyoming Football program in 2023 and with his 10th season will become the longest tenured head football coach in school history. He was previously tied with former Cowboy head coaches John Corbett (1915-23) and Lloyd Eaton (1962-70), who each served nine seasons as head coach of the Cowboys.

The 2023 season will be Bohl's 21st as a head coach at the collegiate level. During the past nine seasons under the direction of Bohl, Wyoming Football has enjoyed a level of excellence that has never been reached in the rich history of Cowboy Football.

Bohl and his coaching staff became the first Wyoming Football staff to lead UW to three straight bowl victories -- the 2017 Famous Idaho Potato Bowl, the 2019 NOVA Home Loans Arizona Bowl and the 2021 Famous Idaho Potato Bowl.

He and his staff are the only football staff in Wyoming history to lead five different teams to bowl appearances. Wyoming's 2022 appearance in the Barstool Sports Arizona Bowl marked the fifth time in seven seasons (2016, '17, '19, '21 and '22) that Bohl has guided the Cowboys to a bowl bid, which is a first in school history. The Cowboys earned bowl eligibility a sixth time in the 2018 season.

In terms of success, the Cowboys have become regular contenders in the race for the Mountain West Conference title. The Pokes concluded the 2022 season in second place in the Mountain Division. UW also finished second in its division in 2017. In 2016, Wyoming won the Mountain Division and hosted the 2016 Mountain West Championship Game by virtue of being the highest ranked team in the conference at the time of the championship game. UW has enjoyed five winning seasons in the seven seasons since 2016, winning eight games in 2016, '17 and '19 and recording seven wins in 2021 and '22.

Bohl served as President of the American Football Coaches Association (AFCA) for the 2022 college football season, having been elected as President at the 2022 AFCA Convention. He also served on the AFCA Board of Trustees. Bohl was appointed to the 13-member NCAA Division I Football Competition Committee in January of 2017 and has served on the NCAA Division I Football Oversight Committee.

Wyoming Leads the Mountain West With Five Preseason All-Conference Selections, Led by Preseason Defensive Player of the Year Easton Gibbs:



The Mountain West Conference released on Wednesday, July 19 its 2023 Preseason All-Conference Team as selected by Mountain West media members. Wyoming had five Cowboys named to the Preseason MW First Team led by junior linebacker **Easton Gibbs**, who was named the Preseason Defensive Player of the Year.

Wyoming's five selections were the most of any team, followed by four selections each for Air Force, Colorado State and San Diego State.

Joining Gibbs on the MW First Team were: junior defensive tackle **Jordan Bertagnole**, graduate offensive tackle **Frank Crum**, junior

defensive end **DeVonne Harris** and junior place-kicker **John Hoyland**.

Gibbs and Hoyland were First Team All-MW selections at the conclusion of the 2022 season in voting by MW head coaches and media. Harris was a '22 Honorable Mention All-Mountain West honoree.

Gibbs becomes the first MW Preseason Defensive Player of the Year since former Cowboy safety **Andrew Wingard** was the preseason selection prior to both the 2017 and 2018 seasons.

2023 MW Preseason Predicted Order of Finish: The Mountain West released its Preseason Predicted Order of Finish at MW Media Days in Las Vegas on Wednesday, July 19-20. Wyoming was picked to finish sixth in the 12-team Mountain West Conference.

2022 MOUNTAIN WEST PREDICTED ORDER OF FINISH

Rank	Team (First-place Votes)	Points
1.	Boise State (28)	433
2.	Air Force (2)	364
3.	Fresno State (5)	351
4.	San Diego State (1)	338
5.	San José State	293
6.	Wyoming	281
7.	Colorado State	201
8.	Utah State	194
9.	UNLV (1)	177
10.	Hawai'i	102
11.	Nevada	92
12.	New Mexico	60



2023 University of Wyoming Football



Weekly Media Events

Mondays

Wyoming Football Weekly Press Conference

- High Altitude Performance Center Team Room
- Noon-12:20 p.m., Craig Bohl Press Conference
- 12:20-2:00 p.m., Requested Players and Assistant Coaches

Wednesdays

Craig Bohl Radio Coach's Show

- Altitude Chophouse and Brewery, 7 p.m.
- Beginning Wednesday, Aug. 30, 2023
- Presenting Sponsor:
Town and Country Supermarket Liquors

2023 University of Wyoming Team Breakdown

Offensive Scheme: Pro-Style, West Coast

Defensive Scheme: 4-3

Starters Returning: 17 Total
(5 Offense, 10 Defense, 2 Special Teams)

Starters Lost: 7 Total
(6 Offense, 1 Defense, 0 Special Teams)

Lettermen Returning: 47 Total
(21 Offense, 22 Defense, 4 Special Teams)

Lettermen Lost: 17 Total
(11 Offense, 6 Defense, 0 Special Teams)

Other Returners: 28 Total
(15 Offense, 13 Defense, 0 Special Teams)

First-Year Transfers: 11 Total
(7 Offense, 4 Defense, 0 Special Teams)

2023 Signings: 31 Total
(14 Offense, 16 Defense, 1 Special Teams)

University of Wyoming All-Time Football Record

The 2023 season will mark the 127th season of Wyoming Football.

Wyoming All-Time Football Record
558-594-28 (.485) -- 1,180 Total Games

Wyoming All-Time Home Football Record
331-206-18 (.613) -- 555 Home Games

Wyoming All-Time Road Football Record
217-376-10 (.368) -- 603 Road Games

Wyoming Neutral-Site Football Record
10-12-0 (.455) -- 22 Neutral-Site Games



John Hoyland, Place-kicker

Place-kicker John Hoyland Named to Multiple 2023 Preseason All-America Teams:

Wyoming's junior place-kicker **John Hoyland** has been recognized as one of the top returning place-kickers in the nation in 2023.

Hoyland was named to The Sporting News Preseason First Team All-America Team, Associated Press and Athlon Sports 2023 Preseason Second Team All-America squads and Phil Steele's Third Team Preseason All-America Team.

Hoyland was selected the 2022 First Team All-Mountain West place-kicker in voting by MW head coaches and media. He was also a 2022

Semifinalist for the Lou Groza Award.

Among Hoyland's recent honors and accomplishments are:

- 2023 First Team Preseason All-American as selected by The Sporting News
- 2023 Second Team Preseason All-American as selected by Associated Press
- 2023 Second Team Preseason All-American as selected by Athlon Sports
- 2023 Third Team Preseason All-American as selected by Phil Steele
- 2023 First Team Preseason All-Mountain West Conference as selected by MW coaches and media
- 2023 Lou Groza Award Watch List
- 2022 Semifinalist for Lou Groza Award
- 2022 Second Team Mid-Season All-American as selected by Pro Football Focus (PFF)
- 2022 First Team All-Mountain West Conference as selected by MW head coaches and media
- 2022 Led the MW and ranked No. 7 in the nation in field goals made (1.69 per game)
- 2022 No. 2 in the MW and No. 18 in the FBS in field-goal percentage (88.0 percent), making 22 of 25 field goal attempts
- His 22 made field goals set a new Wyoming single-season school record, breaking the record of former Cowboy All-America kickers Cory Wedel, who made 20 field goals in 1996, and J.D. Wallum, who made 20 in 2001.
- In 2022, Hoyland made four field goals of over 50 yards -- 51, 53, 53 and 55.
- His 55-yarder was tied for the fifth longest in the FBS last season and was the longest in the Mountain West in '22.
- 2020 First Team Freshman All-American as selected by the Football Writers Association of America

2023 Athlon Sports Preseason All-Mountain West Cowboys: Athlon Sports selected 13 Wyoming Cowboys to their 2023 Preseason All-Mountain West Teams earlier this summer.

Six Wyoming Cowboys were named to Athlon's Preseason All-Mountain West First Team. Those six include junior place-kicker **John Hoyland** and graduate offensive tackle **Frank Crum** and junior running back **Harrison Waylee**, who transferred to Wyoming in January from Northern Illinois, on offense. Junior defensive tackle **Jordan Bertagnole**, junior middle linebacker **Easton Gibbs** and graduate nose tackle **Cole Godbout** represent the Cowboy defense on the First Team.

Three Cowboys are on Athlon's All-Mountain West Second Team, including junior defensive end **DeVonne Harris**, junior offensive center **Nofoafia Tulafono** and graduate tight end **Treyton Welch**.

Sophomore defensive end **Braden Siders** is the only Wyoming Cowboy on the Third Team, while three Cowboys are on the Fourth Team. Those three are junior free safety **Wyett Ekeler**, graduate punter **Clayton Stewart** and junior linebacker **Shae Suiaunoa**.

2023 Phil Steele Preseason All-Mountain West Pokes: The 2023 Phil Steele Preseason All-Conference teams were announced earlier this summer and 10 Wyoming Cowboys were named to the Preseason All-Mountain West Teams. Among those 10 were junior place-kicker **John Hoyland**, who was named First Team All-Mountain West.

Hoyland was joined on the Mountain West First Team by junior defensive tackle **Jordan Bertagnole**, graduate offensive tackle **Frank Crum**, junior middle linebacker **Easton Gibbs** and junior defensive end **DeVonne Harris**.

Wyoming had two players named to Phil Steele's All-Mountain West Second Team. Junior running back **Dawaian McNeely** and graduate tight end **Treyton Welch** were the Second Team selections.

Two other Cowboys were named Third Team. Those two were sophomore defensive end **Sabastian Harsh** and junior weak-side linebacker **Shae Suiaunoa**.

Graduate nose tackle **Cole Godbout** was the lone Poke named to the Fourth Team.

collegepressbox
SINCE 2005 EVERYTHING BUT THE PREGAME MEAL

Collegepressbox.com: collegepressbox is the official media website for Division I football. Access and download game notes, quotes, statistics, media

guides, headshots, logos and more for all FBS schools, conferences, postseason games, awards and the College Football Playoff. For access, please register for an account at collegepressbox.com/register.



About This Week's Match-up --

Wyoming vs. Texas Tech: The wait for the start of the 2023 college football season is over for the Wyoming Cowboys and Texas Tech Red Raiders as the two teams kick off their seasons Saturday before a national television audience on CBS.

It has been over 30 years since the Wyoming Cowboys and Texas Tech Red Raiders have played on a football field. That last meeting came in Lubbock, Texas, on Sept. 12, 1992.

Wyoming will kick off Saturday's game with 17 returning starters, including 10 of 11 returning starters on defense, five on offense and both it's starting place-kicker and punter.

Texas Tech also returns 17 starters -- 10 on offense, six on defense and its starting punter.

Wyoming finished the 2023 season with a 7-6 overall record and a 5-3 Mountain West Conference mark to finish second in the MW Mountain Division. The Cowboys defeated rivals Air Force, Colorado State and Utah State along the way and earned their fifth bowl bid in the past seven seasons, ending with a hard-fought single overtime loss (27-30) to Ohio in the Barstool Sports Arizona Bowl. Wyoming enters this season having been picked to finish sixth out of 12 teams in the Mountain West Conference preseason poll of conference media members.

Texas Tech enters the 2023 season ranked No. 24 in the nation in the Preseason USA Today/Coaches Poll and is receiving votes in the Preseason Associated Press Media Poll. The Red Raiders were also selected by Big 12 media members to finish fourth in the 14-team Big 12 preseason media poll.

Texas Tech finished the 2022 season with an 8-5 record and a 5-4 conference record to finish fourth in the Big 12. The Red Raiders concluded the '23 season with a four-game winning streak, including three conference wins over Kansas, Iowa State and Oklahoma and a 42-25 win over Ole Miss in the TaxAct Texas Bowl.

Wyoming-Texas Tech Series History:

Saturday's meeting between Wyoming and Texas Tech will be the sixth in history between the two universities. Wyoming leads the series 3-2.

The last time the two teams played saw Texas Tech win in Lubbock, Texas, by a score of 49-32 back in 1992.


Wyoming won three consecutive games in the series, beginning with a 21-14 victory in the 1956 Sun Bowl in El Paso, Texas; a 10-7 road win in 1960; and a 22-17 home win in 1991.

Here is the history of the Wyoming-Texas Tech series.

UW's Game-by-Game Record vs. Texas Tech

Sept. 12, 1992	L 32-49	in Lubbock, Texas
Sept. 21, 1991	W 22-17	in Laramie, Wyo.
Nov. 12, 1960	W 10-7	in Lubbock, Texas
Jan. 2, 1956	W 21-14	*in El Paso, Texas
Sept. 24, 1938	L 0-35	in Lubbock, Texas

*Game played in the 1956 Sun Bowl



Developing the Best Players in Football, Wyoming's Josh Allen and Texas Tech's Patrick Mahomes:

The two football programs playing Saturday can make the case that they are among the best in college football in developing great players.

Prime examples of that are two of the elite quarterbacks playing in the NFL today are former Wyoming quarterback **Josh Allen** and former Texas Tech quarterback **Patrick Mahomes**.

Allen was selected seventh overall in the 2018 NFL Draft by the Buffalo Bills. Mahomes was picked 10th overall by the Kansas City Chiefs in the 2017 NFL Draft.

The two QBs have gone on to become two of the most productive quarterbacks currently playing in the NFL.

The Wyoming Cowboys and Season Openers: As the Wyoming Cowboys enter their 127th season of college football in 2023, the Pokes record in season openers stands at: 79-45-2 (.635) in 126 previous season-opening games. The Cowboys are 59-18-1 (.763) in season-opening games at home, and are 20-27-1 (.427) in road games to begin the season.

- Wyoming's record in 126 Previous Season Openers (Home & Away) 79-45-2 (.635)
- UW in Season-Opening Games at Home (78 Games) 59-18-1 (.763)
- The Cowboys in Season-Opening Games on the Road (48 Games) 20-27-1 (.427)
- UW vs. Non-Conference Opponents in Season Openers 65-28-1 (.697)
- The Pokes vs. Non-Conference Opponents at Home in Season Openers 50-11-1 (.815)
- UW's record vs. Non-Conference Opponents on the Road in Season Openers 15-17-0 (.469)
- Wyoming's record vs. Conference Opponents in Season Openers 14-17-1 (.453)

Home Openers in the Craig Bohl Era: Wyoming is 7-2 in home openers during the nine previous seasons that **Craig Bohl** has coached the Cowboys. Those seven victories include wins in the last four consecutive Wyoming home openers.

Home Openers During Bohl Era	Score
Aug. 30, 2014, vs. Montana	W 17-12
Sept. 5, 2015, vs. North Dakota	L 13-24
Sept. 3, 2016, vs. Northern Illinois	W 40-34 (3ot)
Sept. 9, 2017, vs. Gardner-Webb	W 27-0
Sept. 1, 2018, vs. Washington State	L 19-41
Aug., 31, 2019, vs. Missouri	W 37-31
Oct. 30, 2020, vs. Hawai'i	W 31-7
Sept. 4, 2021, vs. Montana State	W 19-16
Sept. 3, 2022, vs. Tulsa	W 40-37 (2ot)

Season Openers in the Bohl Era: Wyoming is 5-4 in season-opening games during the nine previous seasons that **Craig Bohl** has coached the Cowboys. Now entering his 10th season leading Cowboy Football. This year's season opener at home vs. Texas Tech will be the sixth time Bohl's Cowboys have opened a season at home. UW has opened the season on the road four times during the Bohl era.

- The Cowboys are 4-1 in season-opening games at home during the Bohl era, including wins over Missouri (2019) and Northern Illinois (2016).
- On the road, the Pokes are 1-3 in season-opening games, having won at New Mexico State (2018) and lost at Iowa (2017), at Nevada (2020) and at Illinois (2022).

Wyoming Will Face a 2023 Schedule That Will be Filled With Five

Postseason Teams From Last Season: The 2023 Wyoming schedule will be filled with seven teams who earned postseason bids a year ago.

The five teams on Wyoming's 2023 schedule who, like the Cowboys, earned bowl bids last season, include non-conference opponents Texas and Texas Tech and Mountain West Conference opponents Air Force, Boise State and Fresno State. Two of those postseason teams will play in Laramie -- Texas Tech and Fresno State.





Super Bowl Cowboys -- Wyoming Well Represented in Two Most Recent Super Bowls:

Wyoming Football has been well represented in the last two Super Bowls LVI and LVII.

Super Bowl LVII between the Philadelphia Eagles and Kansas City Chiefs at the conclusion of the 2022 season featured Eagles starting safety **Marcus Epps**. Epps was a four-year starter and three-year team captain for the Wyoming Cowboys from 2015-18.

Wyoming had three alumni who in Super Bowl LVI at the conclusion of the 2021 season.

Former Cowboy **Logan Wilson** was the starting middle linebacker for the Cincinnati Bengals in Super Bowl LVI. Wilson led all defensive players from both team in tackles with nine total tackles in the game.

One of the coaches for the Los Angeles Rams for Super Bowl LVI was Special Teams Coordinator **Joe DeCamillis**. DeCamillis was an All-America wrestler at Wyoming in 1988. He has coached in the NFL for 33 years.

Another former Cowboy who was a member of the 2021 Los Angeles Rams was cornerback **Tyler Hall**. Hall played for the Cowboys from 2016-19.

Epps, Wilson and Hall were teammates at Wyoming during their college careers.

2023 Wyoming Cowboys on

Preseason Watch Lists: Wyoming has numerous players on 2023 preseason watch lists. Those players are listed alphabetically below.

Jordan Bertagnole, Jr., DT, Casper, WY

- Outland Trophy Watch List
(Nation's Best Interior Lineman)

Easton Gibbs, Jr., LB, Temecula, CA

- Chuck Bednarik Award Watch List
(Outstanding Defensive Player)
- Butkus Award Watch List
(Nation's Best Linebacker)
- Bronko Nagurski Trophy Watch List
(Nation's Best Defensive Player)
- Reese's Senior Bowl Watch List

Cole Godbout, Gr., NT, Hudson, WI

- Reese's Senior Bowl Watch List

John Hoyland, Jr., PK, Broomfield, CO

- Lou Groza Award
(Nation's Top Collegiate Place-kicker)

Clayton Stewart, Gr., P, Flower Mound, TX

- Ray Guy Award
(Nation's Top Collegiate Punter)

Shae Suiaunoa, Jr., LB, Houston, TX

- Polynesian College Football Player of the Year

Nofoafia Tulafono, Jr., C, Victorville, CA

- Polynesian College Football Player of the Year



Wyoming Head Coach Craig Bohl

Wyoming's Craig Bohl Among the Nation's Winningest Active Head Coaches:

Wyoming head coach **Craig Bohl** is among the top active FBS coaches in the country in terms of career wins.

Bohl is currently in his 10th year at Wyoming and his 21st overall season as an NCAA Division I head coach, having coached North Dakota State for 11 seasons.

See below the top active coaches ranked by their total career wins throughout their college careers as head coaches.

Most Wins by Active FBS Coaches

Rank	Wins	Coach, School
1.	280	Nick Saban, Alabama
2.	274	Mack Brown, North Carolina
3.	273	Brian Kelly, LSU
4.	198	Kirk Ferentz, Iowa
5.	197	Willie Fritz, Tulane
6.	185	Chris Creighton, Eastern Michigan
7.	178	Terry Bowden, Louisiana-Monroe
8.	165	Jerry Kill, New Mexico State
9.	161	Dabo Swinney, Clemson
10.	156	Craig Bohl, Wyoming
	156	Mike Gundy, Oklahoma State
12.	154	Lance Leipold, Kansas
	154	Kyle Whittingham, Utah
14.	149	Dave Clawson, Wake Forest
15.	132	Jim Harbaugh, Michigan
16.	122	Jimbo Fisher, Texas A&M
17.	121	Troy Calhoun, Air Force
18.	119	Chuck Martin, Miami (Ohio)
19.	118	Jeff Tedford, Fresno State



Cole Godbout, Nose Tackle

Cole Godbout Closing in on Wyoming Top 10 in Career

Tackles for Loss: Wyoming's graduate nose tackle **Cole Godbout** has been a standout for the Pokes the last five seasons. Unfortunately, Godbout missed the last six regular-season games of the 2022 season due to injury.

From the 2019 season through this season, Godbout has appeared in 38 games and started 30.

With 2.5 tackles for loss at BYU on Sept. 24, Godbout improved his career total in tackles for loss to 21.5. With his next tackle for loss, Godbout will tie former Cowboy great **Gabe Knapton** for 10th

place. As a sophomore in 2021, Godbout was named by Pro Football Focus (PFF) to its Second Team All-Mountain West Conference team. Mountain West head coaches and media voted him an Honorable Mention selection to the official MW All-Conference team.

Wyoming's Career Tackle for Loss Leaders

Wyoming Career Tackle for Loss Leaders	Career Tackles for Loss
1. Eddie Yarbrough, 2012-15	39.0
2. John Fletcher, 2005-09	36.0
3. Carl Granderson, 2015-18	35.5
4. Logan Wilson, 2016-19	35.0
5. Josh Biezuns, 2008-11	31.0
6. Zach Morris, 2001-04	26.5
7. Andrew Wingard, 2015-18	25.0
8. Ward Dobbs, 2005-08	24.0
9. John Flora, 2004-05	23.5
10. Gabe Knapton, 2008-11	22.5
Cole Godbout	21.5



Offensive and Special Teams Analysis



2023 Position-by-Position Analysis

Offense (57)

Backfield (18)

Quarterbacks	Ht.	Wt.	Cl.
18 Kaden Anderson	6-4	221	Fr.
13 Gage Brook	6-4	219	Fr.
12 Jayden Clemons	6-1	210	Jr.
15 Carson May	6-4	221	RFr.
6 Andrew Peasley	6-2	213	Gr.
17 Evan Svoboda	6-5	245	So.

Running Backs

25	Mitchell Anderson	5-8	183	So.
32	Jamari Ferrell	5-8	190	Jr.
21	Jeremy Hollingsworth	5-9	210	Jr.
30	Tyler Jacklich	6-3	205	Fr.
7	D.Q. James	5-7	170	So.
3	Dawaiian McNeely	6-2	208	Jr.
26	L.J. Richardson	6-1	215	RFr.
22	Sam Scott	6-2	230	So.
4	Harrison Waylee	5-10	198	Jr.

Fullbacks

36	Caleb Driskill	6-2	244	Jr.
35	Kimball Madsen	6-1	235	So.
40	Cooper Mailand	6-2	220	Fr.

Receivers (21)

Wide Receivers	Ht.	Wt.	Cl.
5 Ayir Asante	6-0	174	Jr.
2 Devin Boddie Jr.	5-11	175	Jr.
82 Bricen Brantley	6-3	175	Fr.
9 Alex Brown	6-4	198	Jr.
24 Charlie Coenen	6-0	194	RFr.
19 Caleb Cooley	5-7	168	Jr.
16 Gunner Gentry	6-3	208	Gr.
41 Kayden LaFramboise	6-4	195	Fr.
85 Chase Locke	6-3	204	Jr.
20 Ryan Marquez	6-1	200	Gr.
23 Caleb Merritt	5-11	187	RFr.
83 Will Pelissier	6-3	205	Jr.
8 Jaylen Sargent	6-2	183	So.
14 Justin Stevenson	6-1	184	Fr.
11 Wyatt Wieland	6-1	207	Gr.

Tight Ends

80	Justin Erb	6-2	230	So.
84	John Michael Gyllenborg	6-5	243	So.
86	Nick Miles	6-5	259	Jr.
88	Colin O'Brien	6-6	245	Sr.
87	Isaac Schoenfeld	6-5	256	RFr.
81	Trevton Welch	6-3	241	Gr.

Offensive Linemen (18)

Centers	Ht.	Wt.	Cl.
57 Luke Sandy	6-2	289	RFr.
77 Nofoafia Tulafono	6-2	323	Jr.

Guards

Rank	Name	Ht.	Wt.	Cl.
70	Rex Johnsen	6-5	294	RFr.
78	Wes King	6-5	292	RFr.
66	Ethan Shipp	6-4	308	So.
61	JJ Uphold	6-5	285	So.
79	Jack Walsh	6-3	309	So.

Tackles

72	Caden Barnett	6-5	305	So.
75	Frank Crum	6-7	315	Gr.
71	Jake Davies	6-7	250	Fr.
76	Quinn Grovesteen-Matchey	6-6	240	Fr.
74	Forrest Scheel	6-7	295	RFr.

Offensive Linemen

69	Abraham Bangoura	6-5	250	Fr.
53	Dante Gavito	6-3	291	So.
65	Nathan Geiger	6-5	265	Fr.
64	Brandt Rice	6-5	290	Fr.
63	Kuba Tyszka	6-6	275	Fr.
60	Wyatt Walters	6-4	290	Fr.

Specialists (5)

Place-kickers	Ht.	Wt.	Cl.
46 John Hoyland	5-10	194	Jr.
47 Erik Sandvik	6-1	155	Fr.

Punters

Rank	Name	Ht.	Wt.	Cl.
27	Ralph Fawaz	6-1	200	Jr.
39	Clayton Stewart	6-1	215	Gr.
Long Snappers		Ht.	Wt.	Cl.

Long Snappers

52	Carson York	6-1	201	So.
----	-------------	-----	-----	-----



Andrew Peasley, Quarterback

All-Conference Returners on Offense/Special Teams:

Wyoming has five offensive and special teams players returning who earned All-Mountain West Conference recognition in 2022.

Frank Crum, Graduate, OT

Pro Football Focus, Third Team

Phil Steele, Fourth Team

John Hoyland, Junior, PK

MW Football Coaches and Media, First Team

Pro Football Focus, Second Team

Phil Steele, Second Team

Andrew Peasley, Graduate, QB

MW Football Coaches and Media, Honorable Mention

Nofoafia Tulafono, Junior, C

Pro Football Focus, Second Team

Phil Steele, Fourth Team

Treyton Welch, Graduate, TE

Pro Football Focus, First Team

Phil Steele, Third Team

MW Football Coaches and Media, Honorable Mention

Top Returners for 2023 on Offense/Special Teams: The

top returners for the Cowboys in 2023 include the following players:

Alex Brown, Junior, WR 26 Career Games, 11 Starts

Frank Crum, Junior, OT 42 Career Games, 35 Starts

Gunner Gentry, Graduate, WR 27 Career Games, 5 Starts

John Hoyland, Junior, PK 32 Career Games, 32 Starts

Ryan Marquez, Graduate, WR 28 Career Games, 1 Start

Dawaiian McNeely, Junior RB 26 Career Games, 2 Starts

Andrew Peasley, Graduate, QB 12 Career Games, 12 Starts

Nofoafia Tulafono, Junior, C 24 Career Games, 12 Starts

Treyton Welch, Graduate, TE 37 Career Games, 28 Starts

Wyatt Wieland, Graduate, WR 38 Career Games, 5 Starts

Transfer Additions: Scholarship transfer players who are joining the Wyoming offense in 2023 include:

Ayir Asante, Junior, WR Previous school: Holy Cross

Devin Boddie Jr., Junior, WR Previous school: Vanderbilt

Jamari Ferrell, Junior, RB Previous school: Saddleback C.C.

Carson May, RFr., QB Previous school: Iowa

Harrison Waylee, Junior, RB Previous school: Northern Illinois

Returning Statistical Leaders: Wyoming's top statistical returners from last year include.

D.Q. James, Sophomore, RB 346 rushing yards, 0 TDs

Dawaiian McNeely, Junior, RB 356 rushing yards, 1 TD

Andrew Peasley, Graduate, QB 1,574 passing yards, 10 TDs

John Hoyland, Junior, PK 22 of 25 field goals

Treyton Welch, Graduate, TE 22 catches, 308 yards, 5 TDs

Wyatt Wieland, Graduate, WR 23 catches, 299 yards, 1 TD

Key Losses: The key losses for the Wyoming offense are:

Eric Abojei, Graduate, OT, Graduated

Parker Christensen, Graduate, FB/TE Graduated

Joshua Cobbs, Junior, WR, Transferred to Houston

Jonathan Marcotte, Graduate, TE Graduated

Emmanuel Pregon, So., OG Transferred to USC

Titus Swen, Senior, RB Declared for NFL Draft

Zach Watts, Graduate, OG Graduated



2023 Position-by-Position Analysis

Defense (55)

Secondary (26)

Cornerbacks		Ht.	Wt.	Cl.
13	Ian Bell	6-1	180	Fr.
12	Chauncey Carter	6-0	175	Fr.
9	Tyrecus Davis	5-10	181	Jr.
11	Josh Dixon	5-11	178	RFr.
5	Deron Harrell	6-2	182	Gr.
7	Jakorey Hawkins	5-11	187	Sr.
14	Naz Hill	6-3	180	Fr.
18	Kearny Parks	6-1	180	Fr.
29	Isaac Sell	5-10	194	So.
6	Kolbey Taylor	6-4	186	So.
26	Daylen Wilson	5-11	181	Jr.

Free Safeties		Ht.	Wt.	Cl.
8	Buck Coors	5-11	190	So.
32	Jevon Davis	6-0	203	So.
31	Wyett Ekeler	5-11	197	Jr.
37	Brenndan Warady	5-11	192	So.

Strong Safeties		Ht.	Wt.	Cl.
3	Andrew Johnson	6-1	192	So.
21	Koa McIntyre	6-0	206	RFr.
15	TJ Urban	6-1	203	RFr.
42	Isaac White	6-1	205	Jr.

Safeties		Ht.	Wt.	Cl.
20	Lafai Purcell	5-11	155	Fr.
23	Jones Thomas	6-2	180	Fr.
30	Miles Tucker	6-0	190	Fr.
35	Nikos Varelas	5-10	185	Fr.

Nickel Backs		Ht.	Wt.	Cl.
2	Wrook Brown	5-11	185	So.
22	Jovan Marsh	5-11	195	So.
24	Malique Singleton	6-0	190	RFr.

Linebackers (9)

Linebackers		Ht.	Wt.	Cl.
25	Cole DeMarzo	6-4	228	So.
28	Easton Gibbs	6-2	235	Jr.
41	Cayden Hawkins	6-3	210	RFr.
51	Brady Hultman	6-1	215	Fr.
33	Connor Shay	6-2	230	Jr.
43	Shae Suiaunoa	6-3	231	Jr.
45	Read Sunn	6-2	232	So.
49	Nic Talich	6-0	221	So.
44	Micah Young	6-2	210	So.

Defensive Linemen (20)

Nose Tackles		Ht.	Wt.	Cl.
63	Ben Florentine	6-1	268	So.
94	Cole Godbout	6-4	290	Gr.
90	Gavin Meyer	6-4	280	Jr.

Defensive Tackles		Ht.	Wt.	Cl.
96	Jordan Bertagnole	6-4	287	Jr.
68	Cody Crawford	6-1	280	Fr.
92	Dante Drake	6-3	267	Fr.
95	Caleb Robinson	6-2	296	Jr.
75	Lucas Samsula	6-4	255	Fr.
91	Jaden Williams	6-4	278	RFr.
98	Jayden Williams	6-3	270	Fr.

Defensive Ends		Ht.	Wt.	Cl.
99	Keelan Cox	6-5	243	So.
59	Ethan Day	6-4	244	So.
50	Jaxon Galica	6-5	230	Fr.
93	DeVonne Harris	6-4	230	Jr.
54	Sabastian Harsh	6-3	242	So.
34	Braden Siders	6-3	235	So.
55	Kevin Sjogren	6-5	240	RFr.
58	Jordan Turnbull	6-5	215	Fr.
88	Tell Wade	6-3	250	Fr.
40	Tyce Westland	6-5	240	So.



Easton Gibbs, Linebacker

All-Conference Returners on Defense: Wyoming has four defensive players returning who have earned All-Mountain West Conference recognition in their careers. Those players are:

Jordan Bertagnole, Junior, DT

2022 Phil Steele, Second Team

Easton Gibbs, Junior, LB

2022 Mountain West Coaches and Media, First Team

2022 Phil Steele, First Team

Cole Godbout, Graduate, NT

2021 Pro Football Focus, Second Team

2021 Mountain West Coaches and Media, Honorable Mention

DeVonne Harris, Junior, DE

2022 Phil Steele, Fourth Team

2022 Mountain West Coaches and Media, Honorable Mention

Top Returners for 2023 on Defense: The top returners for the Cowboy defense in 2023 include the following players:

Jordan Bertagnole, Junior, DT

21 Career Starts

Wyett Ekeler, Junior, SS

10 Career Starts

Easton Gibbs, Junior, LB

26 Career Starts

Cole Godbout, Graduate, NT

30 Career Starts

DeVonne Harris, Junior DE

13 Career Starts

Braden Siders, Sophomore, DE

13 Career Starts

Shae Suiaunoa, Junior, LB

13 Career Starts

Isaac White, Junior, FS

17 Career Starts

Transfer Additions: Scholarship transfer players who are joining the Wyoming defense in 2023 include:

Tyrecus Davis, Junior, CB

Previous school: Navarro C.C.

Returning Statistical Leaders: Wyoming's top statistical returners from last year include:

Jordan Bertagnole, Junior, DT

51 tackles, 7.5 TFLs, 5.5 Sack

Wyett Ekeler, Junior, SS

67 tackles, 7 PBUs, 1 INT

Easton Gibbs, Junior, LB

121 tackles, 9 TFLs, 3 Sacks

DeVonne Harris, Junior DE

56 tackles, 13 TFLs, 8 Sacks

Gavin Meyer, Junior, NT

40 tackles, 5 TFLs, 4 Sacks

Braden Siders, Sophomore, DE

44 tackles, 13.5 TFLs, 7 Sack

Shae Suiaunoa, Junior, LB

74 tackles, 4.5 TFLs, 3.5 Sack

Isaac White, Junior, FS

66 tackles, 4 TFLs, 3 PBUs

Key Losses: The key losses for the Wyoming defense from last season include:

Keonte Glington, Junior, Nickel

Transferred to N.M. State

Oluwaseyi Omotosho, Sophomore., DE

Transferred to Oregon State

Cam Stone, Junior, CB

Transferred to Hawai'i


Miles Williams, Graduate, SS

Graduated





Wyoming Will Feature a Deep and Experienced Defense and an Offense Blending Key Returnees With Exciting Newcomers



Treyton Welch, Tight End

A year ago, the Wyoming Cowboys entered the 2022 college football season as one of the youngest teams in the country. But given that, the Cowboys went on to record a 7-6 record, finish second in the Mountain West Conference Mountain Division and earn a spot in the Barstool Sports Arizona Bowl. Along the way the '22 Pokes defeated rivals Air Force, Colorado State, Hawai'i, Utah State and American Athletic Conference member Tulsa.

As Wyoming approaches the 2023 season, the outlook is much different than it was a year ago. A total of 17 of 24 starters return this season, with 10 of 11 starters returning on defense, a group of five starters on offense plus starting place-kicker **John Hoyland** and starting punter **Clayton Stewart**.

Those 17 returning starters are among 48 returning letterwinners -- 22 on offense, 22 on defense and four on special teams.

The Pokes will not be shy of leadership either. While team captains for the 2023 season will not be voted on until fall camp, all four team captains return from last year in linebacker **Easton Gibbs** and nose tackle **Cole Godbout** on defense and quarterback **Andrew Peasley** and tight end **Treyton Welch** on offense.

Nine returning Cowboys earned some type of All-Conference recognition last season. Gibbs, Hoyland, Peasley, Stewart and Welch were among those returners honored. Defensive tackle **Jordan Bertagnole**, offensive tackle **Frank Crum**, defensive end **DeVonne Harris** and center **Nofoafia Tulafono** also received All-Conference accolades in 2022. A 10th Cowboy, Godbout, earned All-Conference recognition in 2021 and was well on his way to earning honors again last year before he was injured mid-season.

Overall Team Evaluation

With an experienced defense returning and an offense that will blend a group of key returnees with exciting newcomers, it is easy to be optimistic about the 2023

Wyoming Cowboys.

Head coach Craig Bohl not only likes the talent and depth coming back from last season, but he likes the mental make-up of his 2023 team.

"I like the attitude of this team. They're a hard-working group and we do have good ability," said Bohl. "I think our conference is a great conference. We certainly have a very competitive non-conference schedule this year, but I'm excited about coaching this team and we'll see how far we go."

Part of the chemistry that has developed in the Wyoming Football program during Bohl's tenure has come about due to building a team with players who have a passion for being Wyoming Cowboys and adding transfers who fit the team identity that Bohl and his staff have fostered.

"What has occurred is we've been able to distill the players who really want to be here and appreciate that it's a privilege for them to wear the Brown and Gold," said Bohl. "They work hard. They play together. They're the type of team that I got into coaching for. This has been a really good group. They want to learn. They want to play together and want to do things the Wyoming way."

"What we've done with the transfers is we've done our homework and got some really good character references from people we knew and trusted who had worked with these guys before. I think that has helped. We haven't hit on 100 percent of them, but for the most part these guys have fit into our program."

"One of the reasons we had another winning season last year is we had good chemistry in the locker room, and that wasn't by chance."

"Every year is a new year, but it (2022) was probably one of the most enjoyable years I've had as a head football coach because I thought the team chemistry was outstanding. We had a lot of guys who achieved close to their potential, which is one of the things you always look for in a program. It was a good year for us."

Challenging 2023 Schedule

Regarding the 2023 schedule, it is without a doubt a challenging schedule, but it also offers the Cowboys the advantage of having seven home games.

The non-conference portion of the schedule will kick off with a nationally-televised game on CBS from Laramie versus Big 12 opponent Texas Tech on Saturday, Sept. 2 at 5:30 p.m. Two weeks later, the Cowboys will face another Big 12 opponent in the Texas Longhorns. That game will be on the road in Austin, Texas on Saturday, Sept. 16.

In between the two games vs. Texas Tech and Texas, Wyoming will host FCS member Portland State of the Big Sky Conference on Saturday, Sept. 9. The Cowboys' other non-conference contest will be a home game on Sept. 23 vs. Appalachian State of the Sun Belt Conference, who has been a team that has recorded some of the biggest





upsets in college football in recent history. Last season, the Mountaineers went on the road and defeated Texas A&M, 17-14, and nearly upset North Carolina before losing a two-point game to the Tar Heels, 63-61.

Wyoming will have five of its first six games of the season at home, including their Mountain West opener on Sept. 30 vs. New Mexico followed by a home game against defending MW Champion Fresno State on Oct. 7. UW's other two home games will include a Friday night showdown with rival Colorado State on Friday, Nov. 3 and a Saturday, Nov. 18 game vs. the Hawai'i Rainbow Warriors.

The Pokes will face conference road games against Air Force (Sat., Oct. 14), Boise State (Sat., Oct. 28), UNLV on a Friday night, Nov. 10 and Nevada (Sat., Nov. 25).

"It is a favorable schedule from a home game perspective, which we feel is great for our players and our fans," said Bohl. "The non-conference schedule is certainly daunting. Texas Tech played really well in their bowl game against Ole Miss and had an exceptional year overall. Portland State is going to be a very competitive team. The University of Texas on the road is always going to be a challenge and then App State I think has made a name for itself winning some of the games they have in recent years. It is no doubt going to be one of the most challenging non-conference schedules we've played since we've been at Wyoming. It is great having the number of home games we have this season and particularly having them early in the season."

No More Divisions

One of the biggest changes for the 2023 Mountain West Football season is there are no longer Mountain and West Divisions. The 2023 MW season will feature a single division format for the first time since 2012 and the two teams with the highest Conference winning percentage will compete in the championship game.

Offense

Quarterbacks

The quarterback room for the Wyoming Cowboys has three familiar faces back and three newcomers. Returning starter **Andrew Peasley** is back for his final college season after earning Honorable Mention All-Mountain West honors last season. He is joined by two other returners in junior **Jayden Clemons** and sophomore **Evan Svoboda**. The newcomers include redshirt freshman **Carson May**, who transferred from the University of Iowa in the summer of 2023; true freshman **Kaden Anderson** from Southlake, Texas, who signed with Wyoming in the early signing period in December of 2022; and true freshman **Gage Brook**, who comes to Wyoming from Rocky Mountain High School in Fort Collins, Colo.

"Andrew (Peasley) will be a sixth-year player. He is a resilient player and earned the respect of his teammates last year by being elected a captain," said Bohl.



Frank Crum, Offensive Tackle

"He had a good spring, but he needs to play better this year. We have high expectations for Andrew to take another step forward.

"Behind Andrew is a young man in Evan Svoboda, who came to us a year ago from Snow Junior College and physically has the stature of what you're looking for in an NFL quarterback. Evan has tremendous arm strength. I keep looking at the number 17 that he's wearing and have tried to draw some comparisons (to former Wyoming QB Josh Allen who wore #17), even though that is kind of hard to do. But I do think Evan could be an emerging player. Hopefully, we're not going to be in a position to have to call on him in the first game, with Andrew (Peasley) out there leading us, but we're excited with Evan's progress.

"I feel good about the quarterback room and am optimistic about that group, but we need to improve from last year."

Running Backs

The running back position for Wyoming has been one of the most productive over the last several years. There have been six 1,000-yard rushing seasons posted by Cowboy running backs in the nine previous seasons that Craig Bohl and his staff have coached at Wyoming -- two by Brian Hill (2015, '16), two by Xazavian Valladay (2019, '21), one by Nico Evans (2018) and one by Titus Swen (2022). When you eliminate the six-game, COVID-shortened season of 2020, that equates to six 1,000-yard rushers in eight full seasons.

This year's Cowboy backfield was expected to be led by junior **Dawaiian McNeely**, who rushed for 356 yards in 10 games last season and averaged 5.7 yards per carry. But McNeely suffered a torn ACL in fall camp and will be lost for the season. Another exciting returner is sophomore **D.Q. James**. James rushed for 346 yards as a redshirt freshman in 2022. He averaged an amazing 8.7 yards per carry on only 40 carries. James provides Wyoming with a break-away threat at running back. At 5-7 and 170 pounds, his speed and quickness are his main weapons, but he has shown the strength to break tackles.





James had two 100-yard rushing games in 2022, running for 179 yards on 14 carries at Hawai'i, including a season-long run of 74 yards. James rushed for 120 yards on only 10 carries against Utah State. The Cowboys also added two experienced backs this offseason through the transfer portal in junior-college transfer **Jamari Ferrell** from Saddleback C.C. in California and junior **Harrison Waylee**, who comes to Wyoming from Northern Illinois University. As a sophomore in 2022, Waylee earned Third Team All-Mid-American Conference (MAC) honors at running back in voting by MAC head coaches. He also was named to the Pro Football Focus (PFF) Third Team All-MAC squad. Waylee led NIU in rushing for the 2022 season, with 899 rushing yards on 165 carries and scored five rushing touchdowns. The third-year sophomore had three 100-yard rushing games in 2022, including a career best 230-yard game at Ball State in which he also scored three rushing TDs. His other 100-yard rushing games in '22 were 158 rushing yards at Eastern Michigan and 138 yards vs. Central Michigan. He has eight career 100-yard rushing games.

Coming off their final fall scrimmage on Aug. 19, Bohl announced that Farrell had earned the starting position entering the season opener against Texas Tech.

"He's (Farrell) our starter," said Bohl. "We felt like he scrimmaged really well. Can a guy separate, can he break a tackle, all those type of things and when the lights came on (in the scrimmage) he really played well."

"We have a young man in D.Q. James, who gives us an element of change of direction and acceleration that is different. D.Q. is an under-sized guy but he can go sideways and forward as fast as about anyone that I've ever coached."

"We've added a transfer from Northern Illinois in Harrison Waylee," said Bohl. "Harrison rushed for over 150 yards (179 yards) when he played against us in 2021. I know he also had a big game against Georgia Tech (144 yards) during that season. Anytime that we've been successful, we've always had a 1-2 punch."

"We feel really good about our group of running backs when they're all healthy. I think that will be the strength of our offense."

Tight Ends and Fullbacks

Wyoming will return one of the top tight ends in the Mountain West Conference this season in graduate **Treyton Welch**. Welch was named First Team All-Mountain West in 2022 by Pro Football Focus. He was the only Mountain West tight end to rank in the Top 10 in the MW in TD receptions last season. He tied for No. 4 in the Mountain West in TD receptions, with five total. Welch received an "A" grade from PFF (Pro Football Focus) for the 2022 season. He caught 22 passes for 308 yards, averaging 14.0 yards per reception. His best game of the season was in the Arizona Bowl vs. Ohio, catching five passes for 91 yards and 1 TD. **John Michael Gyllenborg** is a sophomore who had an excellent spring after playing a limited role as a redshirt freshman in '22.



D.Q. James, Running Back

The Cowboys also return senior **Colin O'Brien**, who was limited last season due to injury, but gives Wyoming another experienced tight end.

The Pokes also return a veteran fullback in junior **Caleb Driskill**. He will be utilized at fullback and can also be used in some different formations as he is an effective receiver, as well as being an outstanding blocker.

"Our two tight ends, Treyton Welch and John Mike (Gyllenborg), we think are exceptional. Treyton is a very experienced player and John Mike played a little bit last year. Colin O'Brien is another veteran who has shown good ability when healthy. Like the running backs, we're strong at the tight end position."

"At fullback, Caleb Driskill is going to be our main guy. We will line up with a fullback at times, but we're going to move him around some."

Wide Receivers

There are a number of wide receivers who return for the Cowboys in 2023 and UW also added two experienced wideouts through the transfer portal. Graduates **Wyatt Wieland** and **Ryan Marquez** are back and are joined by a third graduate in **Gunner Gentry**. Gentry missed all of last season due to injury. Juniors **Alex Brown** and **Will Pelissier** are two Cowboys who have seen a lot of playing time. Wieland is UW's top returning receiver, catching 23 passes in 2022 for 299 yards. Marquez provides the Pokes with a smart player who also has outstanding leadership qualities. Gentry has struggled with injuries throughout his career, but came out of spring practice healthy and is eager to contribute in his final season. Brown began to come into his own toward the end of last season and caught the winning touchdown pass in Wyoming's "Border War" win over Colorado State. Pelissier, who missed four games a year ago due to injury, possesses excellent speed and gives the Pokes a legitimate deep threat.

The two transfers who joined the Wyoming roster this offseason are **Ayir Asante** from Holy Cross and **Devin Boddie Jr.** from Vanderbilt. Asante earned Second Team All-Patriot League honors at wide receiver for the Crusaders in three consecutive seasons (2019, '20 and '21). Boddie Jr. was part of the Commodores' program the past



Nofoafia Tulafono, Center

four seasons as a wide receiver. His best season came in 2021 when he ranked fourth on the team, catching 29 passes for 263 yards.

Three other receivers with some playing experience include: junior **Caleb Cooley**, who is also UW's punt returner; sophomore **Jaylen Sargent**; and redshirt freshman **Caleb Merritt**. A number of young wide receivers are also waiting for their opportunity to prove themselves.

There is no denying that being more productive in the passing game was a focus for the Wyoming coaching staff in the offseason.

"This is a group that needs to improve in their play-making ability," said Bohl. "Wyatt Wieland is a sixth-year player, who has shown a really good ability to make plays. Ryan Marquez is another veteran who has graduated already and will provide us good experience. Alex Brown possesses really good down-field speed. The other guy who has good speed is Will Pelissier.

"This group is going to need to emerge. We have some older, experienced guys but now it's time for them to shine.

"We watched an extensive amount of tape on both Ayir (Asante) and Devin (Boddie Jr.). We've got quite a bit of experience in FCS football -- Asante was at Holy Cross -- and watching the teams that he played against we got a good feel for him. There are a lot of really good players in FCS football and when they're hungry and you can identify the right ones they can add great value to your team.

"Boddie showed some play-making ability at Vanderbilt where he was able to stretch the field. They're both going to be on campus this summer, and it will be good to have them here to get acclimated to our program."

Offensive Line

Wyoming's offensive line is another unit that has been very productive the last several seasons. Wyoming's offense ranked third in the Mountain West in rushing for the '22 season, averaging 181.4 rushing yards per game, and paved the way for another 1,000-yard rusher. The O-Line also ranked No. 3 in the MW and No. 30 in

the nation in fewest sacks allowed (only 1.46 per game) and were No. 3 in the conference and No. 25 in the FBS in fewest tackles for loss allowed (4.46 per game). The leaders of the offensive line in 2023 will be graduate offensive tackle **Frank Crum** and junior center **Nofoafia Tulafono**. Crum has started 36 of 43 career games he has played as a Cowboy. He will be making a change this year, moving from right tackle, where he has played throughout his college career, to left tackle. Tulafono started all 13 games at center for the Cowboys a year ago and will return to make the offensive line calls for the Pokes. Tulafono was selected by Pro Football Focus (PFF) as a Second Team All-Mountain West performer in 2022 and Crum earned Third Team honors from PFF. Sophomore **Jack Walsh** may be the most versatile member of the offensive line unit. Walsh can play both guard and tackle. He started two games at right guard as a redshirt freshman last season and is slotted to start at that spot entering the '23 season. Another sophomore, **Caden Barnett**, earned a start in '22 as a redshirt freshman, filling in for Crum when he was injured for one game. Barnett is the projected starter at right tackle heading into the '23 season. The projected starter at left guard is redshirt freshman **Wes King**.

"Our left tackle, Frank Crum, is another graduate and sixth-year player," said Bohl. "He'll move over from right tackle to left tackle this season. He was on the trajectory of having a great year a year ago and then received a hit that had an effect on his neck. He came back from that but didn't play as well toward the end of the season. We anticipate that Frank is going to have a great year. We list him at 6' 7" but I think he may be closer to 6' 8" and 315 pounds. He has excellent feet and great range. He's what you're looking for in a prototypical left tackle.

"The left guard, Wes King, is an emerging player. He redshirted last year. He had a really exceptional spring, and I think he is up a little over 300 pounds now.

"Fia (Nofoafia Tulafono), our center, was really capable last year. He's cut down a little bit of weight and is an experienced player.

"Jack Walsh can play both tackle and guard. We're going to start him out at right guard. He also had an excellent spring.

"Caden Barnett played some right tackle last year when Frank (Crum) was down. Caden had shoulder surgery this offseason, so he missed spring football, but overall I think this group is going to be an imposing offense line. With our non-conference schedule, it is going to be important to provide good protection for our quarterback and then also provide the ability to pop some lanes open for our running backs.

"I would say the sixth guy for us on the offensive line would be **Rex Johnsen** (redshirt freshman offensive guard) and **Luke Sandy** (redshirt freshman center/offensive guard) would be our seventh. Between **Forrest Scheel** (redshirt freshman offensive tackle) and **JJ Uphold** (sophomore offensive tackle) we're trying to find out who our eighth would be."





Jordan Bertagnole, DT, and Cole Godbout, NT

Defense

Defensive Line

A dynamic group of players returns for the Cowboys on the defensive line. On the interior, the nose tackle and defensive tackle positions will be manned by graduate **Cole Godbout** and junior **Jordan Bertagnole**, respectively. Both were named to the Athlon Sports First Team Preseason All-Mountain West Team for 2023. Godbout entered the 2022 season as a leading All-Conference candidate and the leader of the UW defensive line. He had earned Honorable Mention All-Mountain West honors in 2021 from Mountain West head coaches and media and was voted a 2022 team captain by his teammates. Godbout was outstanding in the first six games of the '22 campaign, recording 32 tackles, 11 quarterback hurries, 4.5 tackles for loss and one pass breakup. He suffered a foot injury against San Jose State that forced him to miss the final six regular-season games, before returning to start in the Arizona Bowl. He is poised for a big year in his final season for the Cowboys in '23. Bertagnole has started 21 of 30 career games at defensive tackle entering his junior season. He recorded 51 total tackles, 5.5 sacks and 7.5 tackles for loss in 11 games during the 2022 season. He was forced to miss the Boise State and Fresno State games late in the season due to injury, but returned for the Arizona Bowl. A very disruptive force in the middle of the Cowboy defense, Bertagnole earned Second Team All-Conference honors from Phil Steele in 2022. They will be backed up by junior **Gavin Meyer** and sophomore **Ben Florentine**. Meyer stepped in for Godbout in the second half of the season and totaled 40 tackles, recorded 4.0 sacks and 5.0 tackles for loss. Florentine saw action in two games at the end of the season. Junior **Caleb Robinson** returns after playing in all 13 games in '22 and starting two. Redshirt freshman **Jaden Williams** appeared in the final three games of the year.

Wyoming returns both of its starting defensive ends from last season in junior **DeVonne Harris** and sophomore **Braden Siders**. Harris earned Honorable Mention All-MW honors as a sophomore from MW media and coaches. He was also named to the 2023 First Team Preseason All-Mountain West Team by Phil Steele.

Siders was selected an Honorable Mention Freshman All-American last season by College Football News (CFN). The duo led the Cowboys in sacks and tackles for loss. Harris was the team leader in sacks with 8.0 and ranked second in TFLs with 13.0. Siders was the team leader in tackles for loss (13.5) and was second in sacks (7.0). They will be joined this season by sophomore **Sabastian Harsh**, who is back healthy. Harsh missed the entire 2022 season after being injured in fall camp a year ago.

"I think our strength is going to be our defensive front this year," said Bohl. "We have three defensive tackles who we believe are really bona fide quality players. Cole Godbout is a sixth-year guy who got hurt last year. He's right at 290. Cole was having an outstanding year before he got hurt and played very well for us two years ago. Jordan Bertagnole, like Cole, is an experienced and talented interior D-lineman for us, and Gavin Meyer really played well last year and had a great spring. Those three have separated themselves as our three best interior defensive linemen. Ben Florentine, a sophomore, would be our fourth. We feel really good about the defensive tackle position.

"Our defensive end group is another one where we believe we will have good depth. The top guy coming into last season, Sabastian Harsh, got hurt in our last scrimmage in fall camp and missed the entire season. But he is back full speed. We feel really good about his ability. We have DeVonne Harris back from an outstanding season, and we have another young defensive end in Braden Siders, who played extremely well last year as a redshirt freshman. Those three will provide us with a strong core of talent at defensive end. They are all good pass rushers. They drop into coverage at times, and we're anticipating great things from them. We're looking for a fourth guy right now to include in that rotation.

"Our front, between our defensive tackles and defensive ends, have good depth with experienced and talented players."

Linebackers

Wyoming returns both of its starting linebackers in junior middle linebacker **Easton Gibbs** and junior weak-side linebacker **Shae Suiaunoa**. The two also return as the Cowboys' two leading tacklers. Gibbs led the Pokes with 121 tackles in 2022 and Suiaunoa was second with 70. Gibbs also ranked No. 3 in the Mountain West Conference and 22nd nationally in tackles last season, averaging 9.3 tackles per game. With his 121 tackles he became only the 61st Cowboy in the 126-year history of Cowboy Football to record 100 tackles in a single season. Gibbs' 121 tackles tied him for the 18th best single-season tackle total in school history with former UW linebackers Bruce Mowry (1983) and Jim Talich (1997). Gibbs was named to the First Team All-Mountain West team in voting by MW head coaches and media, and was selected First Team All-MW by Phil Steele. He has been named to 2023 First Team Preseason All-MW teams by both Athlon Sports and Phil Steele.





Shae Suaiaunua, Linebacker

In his first season as a starter, Suaiaunua had an outstanding season, including being named MW Defensive Player of the Week for his performance versus Northern Colorado. The two will be backed up by two other Cowboys with playing experience in sophomore weak-side linebacker **Cole DeMarzo** and junior middle linebacker **Connor Shay**.

"Our bell cow is going to be Easton Gibbs. He's a pro prospect," said Bohl. "Our MIKE (middle) linebacker position through the years has produced quite a few good players for us. Easton stepped into that position last year after moving over from the WILL (weak-side) position. He had some big shoes to fill in Chad Muma, who is now playing for the Jacksonville Jaguars. Of course, Logan Wilson played for us and now starts at middle linebacker for the Cincinnati Bengals. Both Logan and Chad started their careers here playing the WILL position and transitioned over to MIKE. Easton is on the same track as those two. He really played well last year, and we certainly think he'll have another good year for us this year."

"Shae Suaiaunua had a good season last year on the weak-side, and Cole DeMarzo also played well for us at that position. Those two give us an experienced tandem there. The guy who really had a great spring was Connor Shay, so we'll keep an eye on him to contribute. He started to step into his own."

Nickel Backs

In the seventh game of the 2022 season, redshirt freshman **Wrook Brown** stepped into the starting lineup and he held onto the starting spot for the final seven games of the season. Brown continued to grow into his starting role as the season progressed and will enter the 2023 season with the confidence of his coaches and teammates. He will be joined at the nickel back position by redshirt freshman **Malique Singleton** and sophomore **Jovan Marsh**.

"Wrook (Brown) was inserted into the starting lineup midway through last season and finished off on a really high note," said Bohl. "He improved his man coverage skills, and he's an excellent tackler. Wrook is competitive, and I'm really happy for him that he emerged and came

into his own. Wrook is legit and is a good player for us. Malique Singleton is a talented young player but still has a ways to develop. We moved Jovan Marsh over from corner and he will provide us some good depth."

Cornerbacks

Wyoming's top two returners at cornerback both missed 2023 spring practice due to injury. Graduate **Deron Harrell** and senior **Jakorey Hawkins** split starting time in their first season as Cowboys in 2022. Harrell transferred to Wyoming prior to the '22 season from the University of Wisconsin. He started four games for the Pokes last season. Hawkins also transferred to UW a year ago. He came from Ole Miss and started nine games for Wyoming in '22. While the two returners were rehabbing during '23 spring drills, it provided an opportunity for two younger players to gain valuable experience. Sophomore **Kolbey Taylor** began to emerge toward the end of the 2022 season. He started his first game as a Cowboy in the 2022 Arizona Bowl, but unfortunately was called for targeting on Wyoming's first defensive series of that game and missed the remainder of the game. During 2023 spring drills, Taylor made great strides and drew the attention of the Wyoming coaching staff. The other newcomer who performed well in '23 spring practice was junior-college transfer **Tyrecus Davis**, who joined the Cowboys in January 2023 from Navarro Community College in Texas. Between Harrell, Hawkins, Taylor and Davis, the Wyoming cornerback position should be as competitive and deep as it has been for many years.

"We have two players returning who started for us last year in Deron Harrell and Jakorey Hawkins," said Bohl. "Both played well at times last year. Jakorey is probably the fastest guy on our team. So we have a couple experienced guys coming back. The next two guys we have at corner are talented young players. Kolbey Taylor had an exceptional spring. He's a 6-4 corner who is really long and took to coaching well this past spring. When we're really good on defense, we've had two good corners. If Kolbey keeps developing in the direction he is, he could be an outstanding corner in the Mountain West. The other guy who came in really hungry this spring was a junior-college transfer, Tyrecus Davis. He plays with a chip on his shoulder. He competes well and had a pick six in our spring game."

Safeties

The last nine games of the 2022 season, **Isaac White** and **Wyett Ekeler** started beside each other at safety and both return in 2023 for their junior seasons. White first earned his starting spot at the end of his redshirt freshman season of '21 when he started four of the final five games of the season. He started all 13 games in '22. Ekeler started 10 of the final 11 games a year ago. The two were very productive in their sophomore seasons. Ekeler ranked third on the team in tackles with 67, and White ranked fourth with 66. Ekeler added seven pass break-ups and one interception.





Isaac White, Strong Safety

White excelled in run support, recording 4.0 tackles for loss and 0.5 sack, while also breaking up three passes. Their experience playing side-by-side should be a big plus for Wyoming this season. Behind them are two sophomores. **Buck Coors** came out of spring practice as the back-up to Ekeler at free safety, but suffered a broken hand in fall camp and will miss some time to start the season. **Andrew Johnson** is listed as the back-up to White at strong safety, and redshirt freshman **TJ Upton** is listed as the back-up to Ekeler at free safety entering the season.

"Wyett Ekeler is the younger brother of Austin Ekeler, who plays running back for the Los Angeles Chargers," said Bohl. "Wyett runs well and hits well. He is an emerging player for us. Next to him is Isaac White. Isaac may be the smartest football player on our team. His dad was a college coach at Notre Dame and Washington and was a head coach at the FCS level. Isaac is a really capable tackler and is always one step ahead of everyone else."

Special Teams

Place-kickers, Punters, Long Snappers and Holders

One of the nation's best place-kickers will return for the Cowboys in 2023. Junior **John Hoyland** made 22 of 25 field goals (88.0 percent) in 2022. In addition to leading the Mountain West and ranking No. 7 in the nation in field goals made at 1.69 per game. His 22 field goals set a new Wyoming single-season school record. He broke the record of former Cowboy All-America kickers **Cory Wedel**, who made 20 field goals in 1996, and **J.D. Wallum**, who made 20 in 2001. Hoyland's field-goal percentage of 88.0 percent in 2022 was No. 2 in the MW and No. 18 nationally. He made four field goals of over 50 yards in the 2022 season -- 51, 53, 53 and 55. His 55-yarder was tied for the fifth longest in the FBS last season and was the longest in the Mountain West in '22. Hoyland was named a Semifinalist for the 2022 Lou Groza Award. He was named a 2022 PFF (Pro Football Focus) Second Team Mid-Season All-American. Hoyland was selected First Team All-Mountain West by MW media and head coaches and he was the MW Special Teams Player of the Week three times last season.

He has been named a 2023 Preseason Second Team All-American by Athlon Sports and Preseason Third Team All-American by Phil Steele.


Clayton Stewart is back as Wyoming's returning starter at punter. The graduate punter was an Honorable Mention All-MW selection by MW media and coaches in 2022. He ranked No. 3 in the conference and No. 33 in the nation in punting in '22, averaging 43.8 yards per punt. He will be ably backed up by junior **Ralph Fawaz**, who served as UW's starting punter in 2021.

Stewart will once again serve as the holder for PATs and field goals. Sophomore **Carson York** will handle all long-snapping duties for the second consecutive season. He was Wyoming's long snapper for all 13 games in his true freshman season of 2022.

"John (Hoyland) had an exceptional year last year," said Bohl. "He does our field goals, PATs and kickoffs. John has really good accuracy. We've been blessed to have some very good place-kickers. A couple of years ago, Cooper Rothe, was one of three finalists for the Lou Groza Award. John has begun to rival Cooper's competency. John hit a 55-yarder last year, and we're excited about having him back.

"At the punting position, Clayton Stewart served us well last season. He did a nice job, and we have a lot of confidence in him.

"When you're talking about the wins that we had last season, a couple of the key components in those wins were making our field goals: and turning the field over with our punting game. Both Clayton and John are experienced players and we're going to have to leverage their strengths going into this year."



Clayton Stewart, Punter





Wyoming Cowboys Were the Surprise Team in the Mountain West in 2022:

The Wyoming Cowboys were the surprise team of the 2022 season in the Mountain West Conference.

Wyoming was picked to finish 5th in the Mountain Division in a preseason poll of conference media members. The Cowboys finished in 2nd place in the Mountain Division winning the tiebreaker vs. Utah State and Air Force. UW defeated every team but one in the Mountain Division -- that one team being first place Boise State.

No other team in the conference exceeded expectations like the Cowboys did, posting a 7-6 record and a 5-3 conference mark.

Mountain Division

Final Standings	Preseason Picks
1. Boise State 8-0	Boise State 1st
2. Wyoming 5-3	Wyoming 5th
3. Utah State 5-3	Utah State 3rd
4. Air Force 5-3	Air Force 2nd
5. CSU 3-5	CSU 4th
6. New Mexico 0-8	New Mexico 6th

West Division

Final Standings	Preseason Picks
1. Fresno State 7-1	Fresno State 1st
2. SDSU 5-3	SDSU 2nd
3. SJSU 5-3	SJSU 3rd
4. UNLV 3-5	UNLV 5th
5. Hawai'i 2-6	Hawai'i 6th
6. Nevada 0-8	Nevada 4th

Winning Ways -- Wyoming Wins Seven Games for Fifth Time in Bohl Era:

Wyoming's winning ways continued in the 2022 season. The Cowboys won their seventh game of the 2022 season at Colorado State on Nov. 12. That marked the fifth time in the nine seasons **Craig Bohl** has coached the Cowboys that the Pokes won seven or more games. UW also won seven games in 2021 and won eight games in 2019, 2017 and 2016.

Mantra of Going 1-0 Each Week Continued for Cowboys -- Those 1-0 Weeks Grew Into Streaks:

Wyoming's mantra for the 2022 season was to go 1-0 each week.

Those 1-0 weeks led to a couple streaks during the 2022 season.

Wyoming built a **four-game winning streak** prior to losing to Boise State on Nov. 19.

The Pokes also built a **three-game road winning streak** prior to losing at Fresno State on Nov. 25.

Red-Zone Success -- No. 14 in the Nation:

One of the areas Wyoming's offense was very successful at in the '22 season was scoring once reaching the red-zone (inside an opponent's 20-yard line). The Cowboys scored on **29 of 32 (90.6 percent)** opportunities inside their opponents' red zone. UW scored 16 touchdowns and 13 field goals on its trips into the red zone in the 2022 season.

The Pokes ranked **No. 1 in the MW** and **No. 14 in the nation** in red-zone offense.



Easton Gibbs, Linebacker

Cowboy Linebacker Easton Gibbs Among Top Tacklers in the Mountain West and the Nation, Achieves 100-Tackle Mark for the 2022 Season:

Wyoming linebacker **Easton Gibbs** led the Cowboys in tackles for the 2022 season with **121 tackles**. He averaged 9.3 tackles per game to rank **No. 3 in the Mountain West** and **No. 22 nationally**.

Gibbs enters his junior season of 2023 with **253 career tackles**.

Linebacker Legacy -- Easton Gibbs Becomes Third Cowboy Linebacker to Earn First Team All-MW in Last Four Consecutive Seasons:

Wyoming's defense has built a legacy of outstanding linebackers. By being named First Team All-Mountain West in 2022, Wyoming linebacker **Easton Gibbs** became the third consecutive Cowboy to earn First Team All-MW honors. Gibbs joins former Pokes **Logan Wilson** (First Team 2019) and **Chad Muma** (First Team in 2020 and '21) in the exclusive group of Cowboy linebackers.

Cowboys Earn Bowl Eligibility for the Sixth Time in Seven Seasons:

The Wyoming Cowboys earned their sixth win of the 2022 season on Saturday, Oct. 29 with a 27-20 road victory over the Hawai'i Rainbow Warriors, and with that sixth win earned bowl eligibility for the sixth time in the past seven seasons.

Under the direction of head coach **Craig Bohl**, Wyoming has appeared in the 2016 Poinsettia Bowl, the 2017 and 2021 Famous Idaho Potato Bowls and the 2019 and 2022 Arizona Bowls. Wyoming was also bowl eligible in 2018 with a 6-6 record but did not receive a bowl bid.

Coach Bohl and his coaching staff are the only coaching staff in school history to win three bowl games (2017, '19 and '21) and are the only coaching staff to take Wyoming to five bowl games in a seven-year time span (2016-22).

Winning the Close Ones: In the 13 games that Wyoming played in the '22 season, six of those 13 games were decided by a touchdown or less and the Cowboys won four of those six games. Below is a breakdown of those close finishes in 2022.

Opponent (Date and Location)	Score and Margin of Victory
Tulsa (Sept. 3 in Laramie)	W 40-37, +3 (2 OTs)
Air Force (Sept. 16 in Laramie)	W 17-14, +3
Hawai'i (Oct. 29 in Honolulu)	W 27-20, +7
Colorado State (Nov. 12 in Fort Collins)	W 14-13, +1
Boise State (Nov. 19 in Laramie)	L 17-20, -3
Ohio (Dec. 30 in Tucson, Ariz.)	L 27-30, -3 (1 OT)

Comeback Cowboys -- Wyoming Had Five Come-From-Behind Wins in 2022:

The 2022 Wyoming Cowboys displayed an ability to comeback to win games. Wyoming came from behind in five games during the season to record wins.

In Wyoming's home game vs. Tulsa on Sept. 3, the Pokes trailed 34-24 with 14:52 remaining in the contest. Wyoming would win the game in double overtime (40-37).

Against Air Force on Sept. 16, the Cowboys faced a 14-10 deficit with 9:58 remaining in the game. Wyoming came away with a 17-14 victory.

On Oct. 8, Wyoming trailed New Mexico 14-0 in the first quarter before the Cowboys came back to score 27 unanswered points to win 27-14 in Albuquerque, N.M.

At Hawai'i on Oct. 29, UW fell behind 10-0 in the second quarter, before fighting back to record a 27-20 road win.

In its road game at Colorado State on Nov. 12, the Pokes fell behind 10-0 in the first half before rallying for a 14-13 victory.

Playing Disciplined -- Wyoming Ranked Among the Best in the FBS in Fewest Penalties Committed:

As has been the case during the **Craig Bohl** era at Wyoming, the Cowboys were once again one of the most disciplined and least penalized teams in the country in the 2022 season. The Pokes ranked No. 2 in the MW and No. 11 in the FBS in fewest penalty yards per game (37.54 yards per game). Wyoming is No. 2 in the Mountain West and No. 9 among all FBS teams in fewest penalties per game (4.31 penalties per game).





2023 University of Wyoming Football



John Hoyland Ranked Among FBS Active Leaders in 2022 in Several Kicking Categories:

Not only does Cowboy place-kicker **John Hoyland** rank among the best in University of Wyoming school history in several kicking categories, but he also ranked among the best active kickers in the nation in 2022.

Hoyland is among the active career leaders at the Football Bowl Subdivision (FBS) in field-goal percentage, field goals made per game and total field goals made.

Here is where Hoyland ranked at the conclusion of the '22 season among FBS active kickers.

NCAA FBS Career Active Kicking Leaders

Category	Avg.	Active FBS Leaders Rank
Field-Goal %	84.9 (45 of 53)	No. 12
FGs per Game	1.41	No. 13
FGs Made	45	Tie No. 28

Hoyland Set a New Wyoming School Record for Most Field Goals in a Single Season:

Cowboy sophomore place-kicker **John Hoyland** made 22 field goals for the 2022 season to set a new University of Wyoming school record.

Hoyland broke the previous school record of 20 made field goals in a single-season that was held by former Wyoming All-Americans **Cory Wedel**, who made 20 field goals in the 1996 season, and **J.D. Wallum**, who made 20 in the 2001 season.

Hoyland Fourth on Wyoming Career Field Goal List:

John Hoyland has quickly risen on the Wyoming career field-goal list. The sophomore currently ranks fourth on UW's career chart, with **45 made field goals**.

Wyoming's Career Field-Goal Leaders

Season	Field Goals	Pct.
1. Cooper Rothe	59-77	76.6
2. Sean Fleming	57-93	61.3
3. Cory Wedel	54-73	74.0
4. John Hoyland	45-53	84.9
5. Deric Yaussi	39-58	67.2

John Hoyland Continues Tradition of Cowboy Kickers From Colorado:

Current Wyoming place-kicker **John Hoyland** walked on to the Wyoming Football team in 2020 from Broomfield, Colo., where he played at Legacy High School. Hoyland joined a long line of former Cowboy kickers from the state of Colorado. Five of the all-time leading scorers in Wyoming Football history are place-kickers who grew up in Colorado.

Cowboy Kickers From Colorado Ranking Among UW Career Scoring Leaders Hometown

1. Cooper Rothe, 2016-19, Longmont	342
4. Cory Wedel, 1994-97, Burlington	301
7. John Hoyland, 2020-, Broomfield	219
Deric Yaussi, 2002-05, Fort Collins	219
10. Stuart Williams, 2011-14, Nederland	188



John Hoyland, Place-kicker

John Hoyland -- It's Good to be Atop the NCAA Rankings

-- Again: Wyoming place-kicker **John Hoyland** has gone from walk-on, to starter, to Freshman All-American, to one of the very best place-kickers in the country.

For the second time in his career, Hoyland was one of the leading kickers in the nation in '22. He averaged **1.69 field goals per game to rank No. 1 in the MW and No. 7 in the country**, and he made **22 of 25 field goals in the 2022 season for a field-goal percentage of 88.0, which ranked 18th in the nation**

and **No. 2 in the Mountain West**. He also ranked **No. 51 in the nation and No. 4 in the MW in scoring, with 94 total points scored**.

All Hoyland did as a freshman in 2020 was lead the nation in field goals made per game (2.17), rank No. 6 in the nation in field-goal percentage (92.9 percent) and rank No. 19 in scoring.

John Hoyland's Season-by-Season Statistics

Season	Field Goals	Pct.	1-19	20-29	30-39	40-49	50+	Long	PATs
2020	13-14	92.9	0-0	5- 5	6- 7	2- 2	0-0	42	16-16
2021	10-14	71.4	0-0	7- 7	2- 2	1- 3	0-2	44	40-40
2022	22-25	88.0	1-1	8- 8	5- 6	4- 5	4-5	55	28-28
Totals	45-53	84.9	1-1	20-20	13-15	7-10	4-7	55	84-84

2020 NCAA Rankings

Statistic	MW Rank	NCAA Rank
Field Goals Made per Game	2.17 per game	No. 1
Field-Goal Percentage	92.9 percent	No. 1
Points Scored per Game	9.2 points per game	No. 1

2022 NCAA Rankings

Statistic	MW Rank	NCAA Rank
Field Goals Made per Game	1.69 per game	No. 1
Field-Goal Percentage	88.0 percent	No. 2
Total Points Scored	94 total points	No. 4
Points Scored per Game	7.2 points per game	No. 5

John Hoyland Ties Deric Yaussi for the No. 7 Spot in Career Scoring at UW:

With his nine points in Wyoming's 2022 bowl game vs. Ohio on Dec. 30, Cowboy place-kicker **John Hoyland** moved into a tie with former Cowboy place-kicker **Deric Yaussi** for seventh place on the Wyoming career scoring list. Hoyland has scored **219 career points** at Wyoming.

Wyoming's Career Scoring Leaders

Rk.	Player	Years	TDs	Extra Points	Field Goals	Total Points
1.	Cooper Rothe, pk	2016-19	0	165	59	342
2.	Sean Fleming, pk	1988-91	0	153	57	324
3.	Eddie Talboom, rb-pk	1948-50	34	99	0	303
4.	Cory Wedel, pk	1994-97	0	139	54	301
5.	Ryan Yarborough, wr	1990-93	42	2	0	256
6.	Marcus Harris, wr	1993-96	38	0	0	228
7.	John Hoyland, pk	2020-	0	84	45	219
	Deric Yaussi, pk	2002-05	0	102	39	219
9.	Brian Hill, rb	2014-16	35	0	0	210
10.	Stuart Williams, pk	2011-14	0	119	23	188

Strong Leg -- Hoyland Makes His Mark Among the Best in Wyoming

History: Current Cowboy place-kicker **John Hoyland** kicked a career long 55-yard field goal in the '22 season, placing him among the top kickers in school history in terms of longest field goals.

Wyoming's All-Time Longest Field Goals

1. Dan Christopolous vs. Colorado State in 1977 -- 62 yards
2. Billy Vinnedge vs. Air Force in 2007 -- 57 yards
3. Aaron Elling vs. Colorado State in 1999 -- 56 yards
4. **John Hoyland vs. Tulsa in 2022 -- 55 yards**
Aaron Elling vs. Weber State in 1999 -- 55 yards
Sean Fleming vs. UTEP in 1990 -- 55 yards
Rick Donnelly vs. BYU in 1983 -- 55 yards
8. Jerry Depoyster vs. Utah in 1966 -- 54 yards and 54 yards (Both in the same game.)
9. **John Hoyland vs. Boise State in 2022 -- 53 yards**
John Hoyland vs. Ohio in 2022 Arizona Bowl -- 53 yards

*Jerry Depoyster is still tied for the NCAA record for most 50 yard field goals made in a single game. On Oct. 8, 1966, Depoyster made field goals of 54, 54 and 52 yards against Utah. He was tied with four other individuals for that record entering the 2022 season.



Wyoming Cowboy Football Bowl History

Wyoming Bowl Record

All-Time Bowl Record: 9-9-0 (.500)

Gator Bowl (Win) Jan. 1, 1951 Wyoming's Final 1950 Record: Head Coach: Bowden Wyatt	Wyoming 20 Washington & Lee 7 10-0-0
Sun Bowl (Win) Jan. 2, 1956 Wyoming's Final 1955 Record: Head Coach: Phil Dickens	Wyoming 21 Texas Tech 14 8-3-0
Sun Bowl (Win) Dec. 31, 1958 Wyoming's Final 1958 Record: Head Coach: Bob Devaney	Wyoming 14 Hardin Simmons 6 8-3-0
Sun Bowl (Win) Dec. 24, 1966 Wyoming's Final 1966 Record: Head Coach: Lloyd Eaton	Wyoming 28 Florida State 20 10-1-0
Sugar Bowl (Loss) Jan. 1, 1968 Wyoming's Final 1967 Record: Head Coach: Lloyd Eaton	LSU 20 Wyoming 13 10-1-0
Fiesta Bowl (Loss) Dec. 25, 1976 Wyoming's Final 1976 Record: Head Coach: Fred Akers	Oklahoma 41 Wyoming 7 8-4-0
Holiday Bowl (Loss) Dec. 30, 1987 Wyoming's Final 1987 Record: Head Coach: Paul Roach	Iowa 20 Wyoming 19 10-3-0
Holiday Bowl (Loss) Dec. 30, 1988 Wyoming's Final 1988 Record: Head Coach: Paul Roach	Oklahoma State 32 Wyoming 14 11-2-0
Copper Bowl (Loss) Dec. 31, 1990 Wyoming's Final 1990 Record: Head Coach: Paul Roach	California 17 Wyoming 15 9-4-0
Copper Bowl (Loss) Dec. 28, 1993 Wyoming's Final 1993 Record: Head Coach: Joe Tiller	Kansas State 52 Wyoming 17 8-4-0
Las Vegas Bowl (Win) Dec. 23, 2004 Wyoming's Final 2004 Record: Head Coach: Joe Glenn	Wyoming 24 UCLA 21 7-5
New Mexico Bowl (Win) Dec. 19, 2009 Wyoming's Final 2009 Record: Head Coach: Dave Christensen	Wyoming 35 Fresno St. 28 (2OT) 7-6
Gildan New Mexico Bowl (Loss) Dec. 17, 2011 Wyoming's Final 2011 Record: Head Coach: Dave Christensen	Temple 37 Wyoming 15 8-5
San Diego County Credit Union Poinsettia Bowl (Loss) Dec. 21, 2016 Wyoming's 2016 Record: Head Coach: Craig Bohl	BYU 24 Wyoming 21 8-6
Famous Idaho Potato Bowl (Win) Dec. 22, 2017 Wyoming's 2017 Record: Head Coach: Craig Bohl	Wyoming 37 Central Michigan 14 8-5
NOVA Home Loans Arizona Bowl (Win) Dec. 31, 2019 Wyoming's 2019 Record: Head Coach: Craig Bohl	Wyoming 38 Georgia State 17 8-5
Famous Idaho Potato Bowl (Win) Dec. 21, 2021 Wyoming's 2021 Record: Head Coach: Craig Bohl	Wyoming 52 Kent State 38 7-6
Barstool Sports Arizona Bowl (Loss) Dec. 30, 2022 Wyoming's 2022 Record: Head Coach: Craig Bohl	Wyoming 27 Ohio 30 (1 OT) 7-6

Seven Cowboys Were Named to the Official 2022 All-Mountain West Team, Six Return in 2023:

When the Mountain West Conference announced its official 2022 All-Mountain West football teams, seven Wyoming Cowboys earned First Team and Honorable Mention honors. The teams were selected in voting by the 12 Mountain West head coaches and media members covering the league.

For the fourth consecutive season, Wyoming had a linebacker on the All-Mountain West First Team. In 2022, that Cowboy was middle linebacker **Easton Gibbs**.

He followed in the footsteps of former Cowboy linebackers **Logan Wilson**, who was named First Team All-MW in 2019, and **Chad Muma**, who was named First Team All-Conference in 2020 and '21. Gibbs finished the 2022 regular season averaging 9.3 tackles per game to rank No. 3 in the Mountain West and No. 22 in the nation. It was Gibbs first All-Mountain West Conference honor of his career.

Place-kicker **John Hoyland** earned First Team honors in the '22 season for the first time after being a Second Team All-MW selection two seasons ago in 2020. Hoyland ranked No. 1 in the Mountain West in made field goals for the '22 season, averaging 1.69 per game, and he ranked No. 7 in the country in that category. He became the second Cowboy place-kicker in the last five years to earn First Team All-Mountain West honors, following **Cooper Rothe**, who earned First Team honors in 2018 and was named the MW Special Teams Player of the Year.

Five Cowboys received Honorable Mention All-Conference recognition for the 2022 season. Those five included: defensive end **DeVonne Harris**, quarterback **Andrew Peasley**, punter **Clayton Stewart**, cornerback **Cam Stone** and tight end **Treyton Welch**.

Six of the seven return for the Cowboys in 2023. Only Stone, who transferred to the University of Hawai'i, isn't returning.



Easton Gibbs and John Hoyland

Wyoming Offensive Line Impressive in 2022 Season: The Wyoming offensive line performed extremely well in the 2022 season.

- The Cowboys allowed only 19.0 quarterback sacks in 13 games.
- Wyoming ranked No. 3 in the MW and No. 30 in the nation in fewest sacks allowed at 1.46 per game.
- The Cowboys ranked No. 3 in the conference and No. 25 in the country in fewest tackles for loss allowed, giving up only 4.46 per game.
- Wyoming's offensive line helped the Pokes rank No. 3 in the Mountain West and No. 44 in the nation in rushing offense, averaging 181.4 yards per game.

Sack Sensations, Wyoming No. 2 in the Mountain West and No. 21 in the Nation in Quarterback Sacks:

The Wyoming defense was very effective at sacking opposing quarterbacks in the 2022 season. Eight different Cowboys had at least one sack on the season.

Wyoming recorded 37 total sacks and averaged 2.85 sacks per game. That ranked the Pokes No. 2 in the Mountain West and No. 21 in the nation.

Wyoming had at least one sack in all but two games during the season (at Illinois and vs. Boise State) and had six games with multiple sacks, including: 3 at Fresno State, 3 vs. Ohio in the Arizona Bowl, 4 vs. Tulsa, 5 vs. Northern Colorado, 5 at Colorado State, 6 at New Mexico and 6 vs. Utah State.

Sacks Part Two -- Individual Cowboys Among League and National Leaders:

Three Wyoming Cowboys in 2022 ranked among league and national leaders in sacks. Those three were:

Player	Per Game Avg.	MW Rank	NCAA Rank
DeVonne Harris	0.62	No. 8	No. 46
Braden Siders	0.54	No. 12	No. 67
Jordan Bertagnole	0.50	No. 13	No. 78

Harris had 3.0 sacks against Utah State on Oct. 22, which tied for the fifth best single-game performance in Cowboy history.





Linebacker Easton Gibbs Reaches the 100-Tackle Club in 2022: Wyoming linebacker **Easton Gibbs** recorded 100 tackles in the 2022 season, which marked only the **61st time** in University of Wyoming history that a Cowboy made 100 tackles in a single season. Gibbs concluded the year with **121 tackles** on to tie for 18th on UW's single-season list with former Cowboy linebackers **Bruce Mowry** (1983) and **Jim Talich** (1997).

Wyoming Players with 100 Tackles in a Single Season
(Dating Back to the 1966 Season When Defensive Stats Began Being Compiled)

Player, Class and Position	Season	Total Tackles
1. Galand Thaxton, Jr., lb,	1986	158
2. John Salley, Sr., fs	1982	143
Galand Thaxton, Sr., lb	1987	143
4. Chad Muma, Sr., lb	2021	142
5. Chris Proinski, Jr., fs	2009	140
6. Bruce Mowry, Sr., lb	1984	139
7. Jim Talich, Jr., lb	1996	138
8. Brian Brown, Jr., lb	1997	136
9. Al Duyn, Jr., s	1973	134
Jordan Stanton, Jr., lb	2013	134
11. Andrew Wingard, So., fs	2016	131
12. Gabe Knapton, So., lb	2009	128
13. Marqueston Huff, Sr., fs	2013	127
Paul Nunu, Sr., lb	1976	127
15. Tyler Gottschalk, Jr., lb	2002	125
16. Jay Jenkins, Sr., lb	1996	124
17. Andrew Wingard, Fr., fs	2015	122
18. Easton Gibbs, So., lb 2022		121
Bruce Mowry, Jr., lb	1983	121
Jim Talich, Sr., lb	1997	121
20. Logan Wilson, So., lb	2017	119
Frank Erzinger, Sr., lb	1973	119
Alijah Halliburton, Sr. ss	2019	119
23. Brian Hendricks, So., lb	2009	116
24. Ken Fantetti, Sr., lb	1978	115
Kwabena Peprah, Sr., lb	2000	115
26. Andrew Wingard, Jr., ss	2017	114
27. Al Duyn, So., s	1972	112
Ken Fantetti, Jr., lb	1977	112
Marcus Epps, So., ss	2016	111
31. Paul Chytka, Sr., dt	1984	109
John Salley, So., fs	1980	109
Mike Schenbeck, So., lb	1986	109
34. Lucas Wach, Sr., lb	2016	108
Chris Proinski, Sr., fs	2010	108
36. Scott Hanser, Sr., lb	1987	106
Weston Johnson, Sr., lb	2009	106
Ghaali Muhammad, Sr., lb	2012	106
John Salley, Jr., fs	1981	106
Mike Schenbeck, Jr., lb	1987	106
41. Tyler Gottschalk, Sr., lb	2003	105
Brian Hendricks, Sr., lb	2011	105
Dave Ingram, Sr., ss	1984	105
44. Joe Marion, Jr., lb	1974	104
Logan Wilson, Jr., lb	2018	103
Brian Brown, So., lb	1996	103
Korey Jones, Sr., lb	2012	103
Jim Talich, So., lb	1995	103
49. Jared Jarnagin, Sr., lb	1999	102
Jeff Knapton, Sr., dt	1987	102
Matt Lehning, Sr., fs	1999	102
Luke Ruff, Jr., fs	2011	102
Ed Schmidt, Sr., s	1972	102
Nate Young, Jr., fs	2002	102
55. Leo Caires, Sr., lb	2001	101
Ward Dobbs, Sr., lb	2008	101
Jason Holanda, Sr., lb	1995	101
Mark Nzeocha, Jr., lb	2013	101
59. Mick Carter, Sr., lb	1971	100
P. Chukwurah, Sr., de/lb	2000	100
Pat Rabold, Jr., dt	1987	100



Three Consecutive Bowl Championships
2017 Famous Idaho Potato Bowl, 2019 Arizona Bowl
and 2021 Famous Idaho Potato Bowl

Wyoming Football Enjoying One of the Most Successful Periods in School History:

Wyoming head coach **Craig Bohl** is in his 10th season leading the UW football program in 2023.

During his time in Laramie, Bohl and his coaching staff have enjoyed a great deal of success, including some accomplishments that have never before been achieved in Wyoming Football history.

Those accomplishments follow in the notes below.

Pokes Win a Third Consecutive Bowl Game: Wyoming captured its third consecutive bowl victory, defeating Kent State, 52-38, in the 2021 Famous Idaho Potato Bowl. The Pokes previously won the 2017 Famous Idaho Potato Bowl over Central Michigan by a score of 37-14, and captured a 38-17 victory over Georgia State in the 2019 Arizona Bowl.

Coaching Firsts: Head coach **Craig Bohl** and his staff accomplished two coaching firsts in Wyoming history with their appearance in the 2022 Barstool Sports Arizona Bowl.

- Bohl and his staff became the only Wyoming football staff to guide three Cowboy teams to bowl victories.
- In 2022, Bohl and his staff became the first Wyoming football staff to lead five of their teams to bowl game appearances. Bohl held the record of four bowl appearances prior to this season.
- Bohl was previously tied with UW Athletics Hall of Fame Coach **Paul Roach**, with both coaches having taken three Wyoming teams to bowl games.

A First in Wyoming History: Wyoming's bowl invitation to the 2022 Barstool Sports Arizona Bowl marked the fifth time in seven seasons that Wyoming earned a bowl bid (2016 Poinsettia Bowl, 2017 Famous Idaho Potato Bowl, 2019 Arizona Bowl, 2021 Famous Idaho Potato Bowl and 2022 Barstool Sports Arizona Bowl). That is a first in the 125-year history of Cowboy Football. The previous best for the Wyoming Football program was four bowl game appearances in seven seasons from 1987 to 1993 (1987 Holiday Bowl, 1988 Holiday Bowl, 1990 Copper Bowl and 1993 Copper Bowl). Those four bowl appearances between 1987-93 were split between the coaching staffs of Paul Roach and Joe Tiller.

Punter Clayton Stewart Ranked No. 3 in the Mountain West and No. 33 in the Nation in Punting: Wyoming's graduate punter **Clayton Stewart** was a weapon for the Cowboys in the 2022 season. Stewart averaged **43.8 yards per punt** for the season to rank **No. 3 in the Mountain West** and **No. 33 in the FBS**.

His best games in the '22 season were: 46.6 yard average at Colorado State (5 punts), 47.8 average vs. Tulsa (5 punts), 48.5 average vs. Northern Colorado (4 punts), 51.5 average vs. Air Force (4 punts) and 51.8 average against San Jose State (6 punts)

On the season, Stewart had 19 of his 72 punts go for over 50 yards. He placed 20 of 72 punts inside the opponents' 20-yard line, and he forced opponents into 22 fair catches.





2023 Marks the 127th Season of Wyoming Football:

The 2023 season will mark the 127th season of Wyoming Football. The Cowboys first season was 1893.

Since that first season, there have been only four seasons in which Wyoming has not played football. In 1918, Wyoming did not play any games due to an influenza epidemic. The other three seasons Wyoming did not field a team were 1943, '44 and '45 during World War II.

Wyoming Football's All-Time

Record: The Wyoming Cowboy Football program has played a **total of 1,180 games** in its history. Wyoming is 36 games under .500 all-time (558 wins to 594 losses), and has played 48 more road games than home games in its history (555 home games to 603 road games). The Cowboys played their **1,000th game** on Sept. 6, 2008, against Air Force.

Wyoming All-Time Football Record

558-594-28 (.485) -- 1,180 Total Games

Wyoming All-Time Home Football Record

331-206-18 (.613) -- 555 Home Games

Wyoming All-Time Road Football Record

217-376-10 (.368) -- 603 Road Games

Wyoming Neutral-Site Football Record

10-12-0 (.455) -- 22 Neutral-Site Games

War Memorial Stadium Hosts Its 74th Season in 2023, Wins 250th Game in Stadium History in Border War Victory Over Colorado State in 2021:

The 2023 college football season will be the 74th season of War Memorial Stadium.

The Cowboys won their 250th game in War Memorial Stadium on Nov. 6, 2021, with a 31-17 win over Colorado State.

Wyoming has won **65.7 percent** of its games in War Memorial Stadium.

"The War" first opened on Sept. 16, 1950, with UW recording a 61-13 win over Montana State. War Memorial's original capacity was 20,000 in 1950. It was expanded to 25,500 in 1970, and the seating was increased to a capacity of 33,500 in 1977.

Following reconstruction of the upper deck on the West side of War Memorial Stadium in the summer of 2004, the new capacity of War Memorial Stadium was 30,514. With the construction of the Wildcatter Stadium Club & Suites in 2009-10, the current capacity is 29,181.

War Memorial Stadium by Decade

Decade	Record in "The War"
1950s	30- 9-4 (.744)
1960s	37- 4-1 (.893)
1970s	26- 25-1 (.510)
1980s	44- 16-0 (.733)
1990s	45- 15-1 (.746)
2000s	28- 30-0 (.483)
2010s	36- 26-0 (.581)
2020s	8- 6-0 (.571)
Total	254-131-7 (.657)

392 Total Games



Mick and Susie McMurry High Altitude Performance Center Benefitting All UW Student-Athletes:

The University of Wyoming held a Grand Opening for the Mick and Susie McMurry High Altitude Performance Center (HAPC) on Aug. 18, 2018. The HAPC is one of the preeminent athletic facilities in the country. It will add 71,000 square feet of new space and will expand the current Curtis and Marian Rochelle Athletics Center to over

118,000 square feet.

"A successful athletics program generates excitement," Wyoming Gov. Matt Mead said in when fundraising was announced. "This leads to better student recruitment, better alumni support and stronger schools. I recommended \$20 million in matching funds for the expansion and renovation of the Rochelle Athletics Center for these reasons. I thank Marian H. Rochelle for this generous gift and her continued support of the University of Wyoming."

The project is funded by \$24 million in private donations that were raised by UW Athletics and the UW Foundation and \$20 million in state matching approved by Gov. Mead and the Legislature. Overwhelming interest by donors—55 total—saw the fundraising efforts completed ahead of schedule. Marian Rochelle and her family donated \$3 million as a leadership gift to kick off the project, and the combined gifts of Marian Rochelle and her daughter April Brimmer Kunz have since grown to \$4.1 million.

"Mick and Susie McMurry's generosity and their commitment to making the University of Wyoming a premier university in both athletics and academics will be symbolized by the High Altitude Performance Center that will bear their name," says Tom Burman, UW athletics director. "We also want to thank Marian Rochelle and April Brimmer Kunz for their generous lead gift for this project. And we of course want to thank Governor Mead and the members of the Wyoming State Legislature for making funds available to match the private funds that we raised for this facility."

"The High Altitude Performance Center will be one of the best facilities of its kind in all of college athletics. It will provide the student-athletes in all of our sports the athletic training resources to compete with the best in the nation, and it will provide our academic counseling unit exceptional resources to help our student-athletes achieve their educational and career goals."

"The Mick and Susie McMurry High Altitude Performance Center will redefine Cowboy football," says UW Head Football Coach Craig Bohl. "This facility will play a critical role in our vision of recruiting to what we call the Wyoming Profile. That recruiting effort involves attracting a young man who is committed to earning a meaningful degree from an outstanding academic institution and has a laser-like focus to win Mountain West Conference championships. The High Altitude Performance Center will put us at the top of the league in terms of training and academic facilities, which is where we also aspire to be on the field of competition."

The new facility will focus on the unique advantages of training at an altitude of 7,220 feet. From strength and conditioning training, to nutrition, to recovery and rehabilitation services following injuries, the HAPC will serve the needs of all of Wyoming's 400-plus student-athletes.

The facility's design will stay true to the architectural tradition of iconic sandstone buildings featured throughout the UW campus.

Located just beyond the north end zone, the High Altitude Performance Center will enhance the aesthetics of War Memorial Stadium. Due to its location, the HAPC will be highly visible for national television audiences. It will show the commitment that the state of Wyoming has in ensuring Wyoming Athletics continues to successfully compete at the NCAA Division I level -- the highest level of competition in college sports.

The ground level of the HAPC will house both an Olympic sport weight-training area and a separate strength and conditioning center for the Cowboy football team that will overlook Jonah Field. Also on the first floor will be a sports medicine area that will nearly double the size of its previous space, allowing for more effective and efficient treatment of UW student-athletes. The football locker room, like the football strength and conditioning area, will overlook the field and will include a player lounge.

The second floor will include an expansive academic center to house academic counselors, tutoring areas and a computer lab, as well as enhanced and renovated football offices, meeting rooms, a new recruiting lounge and the nutrition center/training table. The theater-style team meeting room will span both the first and second floors.

Construction on the project will begin after the conclusion of the 2016 Cowboy football season. It is estimated that the project will take 18-20 months to complete.

The original Curtis and Marian Rochelle Athletics Center was opened in 2001 at a total cost of \$9.4 million. Fundraising for the RAC included a historic \$4.2 million gift from the Rochelles, which was the largest donation in school history at the time. A total of 167 donors contributed to the original RAC.





2023 National Polls: Below are the most recent 2023 **Associated Press Media Poll**, **USA Today/AFCA Coaches' Poll** and **FWAA/NFF Super 16 National Rankings**.

Associated Press Poll

2023 Rankings (Preseason)

1. Georgia	0-0
2. Michigan	0-0
3. Ohio State	0-0
4. Alabama	0-0
5. LSU	0-0
6. USC	0-0
7. Penn State	0-0
8. Florida State	0-0
9. Clemson	0-0
10. Washington	0-0
11. Texas	0-0
12. Tennessee	0-0
13. Notre Dame	0-0
14. Utah	0-0
15. Oregon	0-0
16. Kansas State	0-0
17. TCU	0-0
18. Oregon State	0-0
19. Wisconsin	0-0
20. Oklahoma	0-0
21. North Carolina	0-0
22. Ole Miss	0-0
23. Texas A&M	0-0
24. Tulane	0-0
25. Iowa	0-0

Others receiving votes: Texas Tech 101, South Carolina 73, UCLA 66, UTSA 64, Arkansas 22, **Boise State 17**, Pittsburgh 16, Kentucky 14, Troy 10, Kansas 10, Louisville 10, Auburn 7, Minnesota 6, Toledo 4, Mississippi State 4, Duke 4, Florida 4, Illinois 3, Coastal Carolina 3, Baylor 3, Liberty 1, James Madison 1, NC State 1, South Alabama 1

2023 Wyoming opponents and MW teams in bold

USA TODAY Sports AFCA Poll

2023 Rankings (Preseason)

1. Georgia	0-0
2. Michigan	0-0
3. Alabama	0-0
4. Ohio State	0-0
5. LSU	0-0
6. USC	0-0
7. Penn State	0-0
8. Florida State	0-0
9. Clemson	0-0
10. Tennessee	0-0
11. Washington	0-0
12. Texas	0-0
13. Notre Dame	0-0
14. Utah	0-0
15. Oregon	0-0
16. TCU	0-0
17. Kansas State	0-0
18. Oregon State	0-0
19. Oklahoma	0-0
20. North Carolina	0-0
21. Wisconsin	0-0
22. Ole Miss	0-0
23. Tulane	0-0
24. Texas Tech	0-0
25. Texas A&M	0-0

Others receiving votes: Iowa 169, South Carolina 89, Florida 63, UTSA 59, Pittsburgh 52, UCLA 42, Kentucky 34, Baylor 28, Troy 25, Arkansas 20, **Fresno State 19**, NC State 19, **Boise State 18**, Auburn 18, Miami 16, Minnesota 16, Mississippi State 13, Oklahoma State 12, Missouri 11, Maryland 10, SMU 8, South Alabama 8, Illinois 7, **Air Force 6**, Wake Forest 6, Toledo 5, Washington State 4, Houston 3, BYU 2, Duke 2, Arizona 2, Kansas 1, James Madison 1, Memphis 1

2023 Wyoming opponents and MW teams in bold

FWAA/NFF Super 16 Rankings

2023 Rankings (Preseason)

1. Georgia	0-0
2. Michigan	0-0
3. Ohio State	0-0
4. Alabama	0-0
5. LSU	0-0
6. USC	0-0
7. Penn State	0-0
8. Clemson	0-0
9. Florida State	0-0
10. Washington	0-0
11. Tennessee	0-0
12. Texas	0-0
13. Notre Dame	0-0
14. Utah	0-0
15. Oregon	0-0
16. TCU	0-0

Others receiving votes: Kansas State, Texas A&M, Wisconsin, Ole Miss, North Carolina, Oklahoma, Oklahoma State, Iowa, Florida International, UCLA, Oregon State, **Texas Tech**, Illinois, Louisville, South Carolina, Miami (Fla.), Tulane.

Wyoming Opponents/MW Schools Ranked or Receiving Votes in the 2023 College Football Polls:

Below are Wyoming's 2023 opponents/MW schools ranked or receiving votes in the current national college football polls. Below is a breakdown.

2023 Ranked Opponents		
Wyoming Opp.	Associated Press	USA/Today AFCA Coaches
Texas	No. 11	No. 12
Texas Tech	No. 26	No. 24
Boise State	No. 31	No. 38
Fresno State	NA	No. 36
Air Force	NA	No. 49

Pokes in the Polls, Through the Years: Below is a breakdown of the Wyoming Cowboys in the four major college polls through the years. The abbreviations below are: **Associated Press (AP)**, **United Press International (UPI)**, **Coaches' Poll (Coaches)** and **Football Writers Association of America (FWAA)**. The first column lists a summary of the years Wyoming ended the season in a national poll. The second column lists the highest ranking UW received in any given year.

Wyoming's Season-Ending Rankings in the National Polls					Wyoming's High Rankings in the National Polls				
Year	AP	UPI	Coaches	FWAA	Year	AP	UPI	Coaches	FWAA
1950	12th	14th			1950	12th	14th		
1956		16th			1956		16th		
1959	16th				1959	16th			
1961		17th			1961		17th		
1966		15th			1966		15th		
1967	6th	5th			1967	5th	5th		
					1976		20th		
					1987			21st	
1988	20th	21st			1988	10th	10th		
					1990			15th	
					1993			19th	
1996	22nd		22nd		1996	16th		15th	
					1998	25th		25th	
					1999	27th		35th	
2004			38th		2004	34th		38th	
					2005	35th		34th	41st
					2007	44th		37th	39th
					2016	33rd		31st	
					2017			45th	
					2019			35th	
					2021	43rd			





2022 Wyoming Football Honors



2022 National Award Watch Lists

Lou Groza Award

Nation's Top Collegiate Place-Kicker

#46 John Hoyland

Place-kicker
Broomfield, Colo.

Burlsworth Trophy

Most Outstanding Player

Who Began Career as a Walk-on

#46 John Hoyland

Place-kicker
Broomfield, Colo.

The Wuerffel Trophy

Community Service and Leadership

#82 Jackson Marcotte

Tight End
Mt. Carmel, Ill.

AFCA Good Works Team Nominee

#82 Jackson Marcotte

Tight End
Mt. Carmel, Ill.

Doak Walker Award Watch List

Nation's Top College Running Back

#2 Titus Swen

Running Back
Fort Worth, Texas

2022 National Award Weekly Honorees

Lou Groza Award

Nation's Top Collegiate Place-Kicker

Stars of the Week

#46 John Hoyland

Place-kicker
Broomfield, Colo.
For his performance vs. Tulsa

#46 John Hoyland

Place-kicker
Broomfield, Colo.
For his performance vs. Northern Colorado

Earl Campbell Tyler Rose Award

Offensive Player of the Week

Honorable Mention Honorees

#2 Titus Swen

Running Back
Fort Worth, Texas
For his performance vs. Northern Colorado

#2 Titus Swen

Running Back
Fort Worth, Texas
For his performance vs. Utah State

#7 D.Q. James

Running Back
Lancaster, Texas
For his performance vs. Hawai'i

2022 Mountain West All-Conference Honors (Selected by MW Coaches/Media)

First Team All-Conference

#28 Easton Gibbs, Linebacker
6-2, 230, So., Temecula, Calif.

#46 John Hoyland, Place-kicker
5-10, 180, So., Broomfield, Colo.

Honorable Mention All-Conference

#93 DeVonne Harris, Defensive End
6-4, 225, So., Big Lake, Minn.

#6 Andrew Peasley, Quarterback
6-2, 210, Jr., La Grande, Ore.

#39 Clayton Stewart, Punter
6-1, 220, Jr., Flower Mound, Texas

#4 Cam Stone, Cornerback
5-10, 188, So., Angleton, Texas

#81 Treyton Welch, Tight End
6-3, 242, Jr., Buffalo, Minn.

2022 Mountain West Players of the Week

Offensive Players of the Week

6 Andrew Peasley, QB, La Grange, Ore.
For his performance vs. Tulsa on Sept. 3

#2 Titus Swen, RB, Fort Worth, Texas
For his performance vs. Utah State on Oct. 22

Defensive Players of the Week

#43 Shae Suiaunoa, LB, Houston, Texas
For his performance vs. UNC on Sept. 10

Special Teams Players of the Week

#46 John Hoyland, PK, Broomfield, Colo.
For his performance vs. Tulsa on Sept. 3

#46 John Hoyland, PK, Broomfield, Colo.
For his performance vs. UNC on Sept. 10

#46 John Hoyland, PK, Broomfield, Colo.
For his performance vs. Hawai'i on Oct. 29

2022 PFF (Pro Football Focus) All-Mountain West Conference Honors

First Team All-Conference

#65 Zach Watts, Offensive Guard
6-5, 307, Jr., Windsor, Colo.

#81 Treyton Welch, Tight End
6-3, 242, Jr., Buffalo, Minn.

Second Team All-Conference

#46 John Hoyland, Place-kicker
5-10, 180, So., Broomfield, Colo.

#4 Cam Stone, Cornerback
5-10, 188, So., Angleton, Texas

#77 Nofaafia Tulafono, Center
6-2, 325, So., Victorville, Calif.

Third Team All-Conference

#75 Frank Crum, Offensive Tackle
6-7, 315, Jr., Laramie, Wyo.

#76 Emmanuel Pregon, Offensive Guard
6-6, 312, RFr., Denver, Colo.

2022 All-America Honors

PFF (Pro Football Focus)

Second Team Mid-Season

All-American

#46 John Hoyland, Place-kicker
5-10, 180, So., Broomfield, Colo.

2022 National Award Semifinalists

Lou Groza Award

One of 20 National Semifinalists

#46 John Hoyland, Place-kicker
5-10, 180, So., Broomfield, Colo.

2022 College Football News Freshman All-America Teams

Second Team

#76 Emmanuel Pregon, Offensive Guard
6-6, 312, RFr., Denver, Colo.

Honorable Mention

#86 Braden Siders, Defensive End
6-3, 240, RFr., Thornton, Colo.

2022 Phil Steele All-Mountain West Conference Honors

First Team All-Conference

#28 Easton Gibbs, Linebacker
6-2, 230, So., Temecula, Calif.

#4 Cam Stone, Cornerback
5-10, 188, So., Angleton, Texas

Second Team All-Conference

#96 Jordan Bertagnole, Defensive Tackle
6-4, 283, So., Casper, Wyo.

#46 John Hoyland, Place-kicker
5-10, 180, So., Broomfield, Colo.

Third Team All-Conference

#69 Eric Abojei, Offensive Tackle
6-5, 330, Sr., New Hope, Minn.

#2 Titus Swen, Running Back
5-11, 206, Jr., Fort Worth, Texas

#65 Zach Watts, Offensive Guard
6-5, 307, Jr., Windsor, Colo.

#81 Treyton Welch, Tight End
6-3, 242, Jr., Buffalo, Minn.

Fourth Team All-Conference

#75 Frank Crum, Offensive Tackle
6-7, 315, Jr., Laramie, Wyo.

#93 DeVonne Harris, Defensive End
6-4, 225, So., Big Lake, Minn.

#77 Nofaafia Tulafono, Center
6-2, 325, So., Victorville, Calif.





Head Coach Craig Bohl



Craig Bohl will enter his 10th season leading the University of Wyoming Football program in 2023 and with his 10th season will become the longest tenured head football coach in school history. He was previously tied with former Cowboy head coaches John Corbett (1915-23) and Lloyd Eaton (1962-70), who each served nine seasons as head coach of the Cowboys. The 2023 season will be Bohl's 21st as a head coach at the collegiate level. During the past nine seasons under the direction of Bohl, Wyoming Football has enjoyed a level of excellence that has never been reached in the rich history of Cowboy Football.

Bohl and his coaching staff became the first Wyoming Football staff to lead UW to three straight bowl victories -- the 2017 Famous Idaho Potato Bowl, the 2019 NOVA Home Loans Arizona Bowl and the 2021 Famous Idaho Potato Bowl.

He and his staff are the only football staff in Wyoming history to lead five different teams to bowl appearances. Wyoming's 2022 appearance in the Barstool Sports Arizona Bowl marked the fifth time in seven seasons (2016, '17, '19, '21 and '22) that Bohl has guided the Cowboys to a bowl bid, which is a first in school history. The Cowboys earned bowl eligibility a sixth time in the 2018 season.

In terms of success, the Cowboys have become regular contenders in the race for the Mountain West Conference title. The Pokes concluded the 2022 season in second place in the Mountain Division. UW also finished second in its division in 2017. In 2016, Wyoming won the Mountain Division and hosted the 2016 Mountain West Championship Game by virtue of being the highest ranked team in the conference at the time of the championship game. UW has enjoyed five winning seasons in the seven seasons since 2016, winning eight games in 2016, '17 and '19 and recording seven wins in 2021 and '22.

Bohl served as President of the American Football Coaches Association (AFCA) for the 2022 college football season, having been elected as President at the 2022 AFCA Convention. He also served on the AFCA Board of Trustees. Bohl was appointed to the 13-member NCAA Division I Football Competition Committee in January of 2017 and has served on the NCAA Division I Football Oversight Committee.

During Bohl's tenure, Wyoming has had more former Cowboys on NFL rosters than at any other period in Wyoming history. In terms of NFL Draft picks, UW's most recent was linebacker Chad Muma, who was selected as the 6th pick in the 3rd round of the 2022 NFL Draft by the Jacksonville Jaguars. Muma became the eighth Wyoming Cowboy to be selected in the NFL Draft during the first eight seasons Bohl was the head coach at Wyoming. The previous NFL Draft picks during the Bohl era include: 2015 Mark Nzeocha, LB (Dallas Cowboys, 7th Round, 19th Pick); 2017 Brian Hill, RB (Atlanta Falcons, 5th Round 12th Pick); 2017 Chase Roullier, C (Washington Commanders, 6th Round 15th Pick); 2018 Josh Allen, QB (Buffalo Bills, 1st Round, 7th Pick); 2019 Marcus Epps, S (Minnesota Vikings, 6th Round, 18th Pick); 2020 Logan Wilson, LB (Cincinnati Bengals, 3rd Round, 1st Pick); and 2020 Cassh Maluia, LB (New England Patriots, 6th Round, 25th Pick).

Wyoming has had at least one player selected in six of the last eight NFL Drafts NFL Drafts (2015, '17, '18, '19, '20 and '22) and twice had two players taken in the same draft (2017 and 2020). Three of Bohl's Cowboys have been part of Super Bowl Teams (Epps, Philadelphia Eagles' Super Bowl LVII team; Wilson, Cincinnati Bengals' Super Bowl LVI team; and Tyler Hall, CB, L.A. Rams' Super Bowl LVI Champions).

The success that Cowboy Football has enjoyed and the excitement generated around the program under Bohl's direction is just what UW Athletics Director Tom Burman had hoped for when he hired Bohl on Dec. 8, 2013.

When Bohl was hired as head football coach at Wyoming, he was open in saying that he wanted to bring Cowboy Football back to a place of national prominence.

The excitement surrounding Wyoming Football included the extensive coverage of former Cowboy quarterback Josh Allen, who was selected as the No. 7 overall pick in the 2018 NFL Draft by the Buffalo Bills. That marked the highest selection by a Wyoming Cowboy in the history of the program and was the second highest selection by a Mountain West player since Utah's Alex Smith was selected No. 1 in 2005 by the San Francisco 49ers. Leading up to Allen being drafted, Wyoming's Pro Day was covered live by both ESPN and the NFL Network. Beginning with the 2017 football season through the 2018 NFL Draft, media coverage of Wyoming Football for that time period was estimated by Joyce Julius & Associates at over \$159 million.

Cowboy linebackers Wilson (in 2019) and Muma (in 2021) were each one of only six national finalists for the 2019 and 2021 Butkus Awards, respectively. The Butkus Award honors the nation's top collegiate linebacker. Wilson earned multiple All-America honors, including being named a First Team All-American by Pro Football Focus, Second Team by USA Today and Third Team by the Associated Press. Muma was named a Second Team All-American by both the Walter Camp Football Foundation and Pro Football Focus, while earning Third Team All-America honors from the Associated Press.

In 2018, Wyoming had two finalists for national awards for the first time in program history. Place-kicker Cooper Rothe was one of three national finalists for the Lou Groza Collegiate Place-Kicker Award, that honors the nation's top collegiate place-kicker each year. Free safety Marcus Epps was one of only three national finalists for the Bursworth Trophy, which is awarded to the most outstanding football player in America who began his career as a walk-on. Epps went on to be drafted by the Minnesota Vikings in the sixth round of the 2019 NFL Draft.

A total of four Cowboys have earned All-America honors during Bohl's tenure. Two Cowboys earned All-America honors in 2016 in running back Brian Hill (Third Team by College Sports Madness), and center Chase Roullier (Second Team by USA Today). They joined linebackers Wilson in 2019 and Muma in 2021 in being selected as All-Americans.

During Bohl's tenure as Wyoming's head coach, he has had a freshman earn Freshman All-America honors from the Football Writers Association of America (FWAA) five times. The most recent Cowboy freshman to receive the honor was place-kicker John Hoyland in 2020. The other four Pokes coached by Bohl to be named Freshman All-Americans by the FWAA were: safety Andrew Wingard (2015), linebacker Logan Wilson (2016), center Keegan Cryder (2018) and defensive end Solomon Byrd (2019). College Football News (CFN) named offensive guard Emmanuel Pregonon a Second Team Freshman All-American in 2022 and defensive end Braden Siders joined him as a CFN Honorable Mention selection.

The Wyoming Cowboys entered the 2022 college football season as the fourth youngest team in the country. But given that, the Cowboys went on to record a 7-6 record, finish second in the Mountain West Conference Mountain Division and earn a spot in the Barstool Sports Arizona Bowl. Along the way the '22 Pokes defeated rivals Air Force, Colorado State, Hawai'i, Utah State and American Athletic Conference member Tulsa.

The 2021 season saw the Cowboys score its most points ever in a bowl game in a dominant 52-38 win over Kent State. The Cowboy rushing attack once again ranked among the best in the nation at No. 20, and the Wyoming pass defense ranked No. 12 in the country in fewest passing yards allowed.

In 2016, Bohl's team defeated two Top 25 ranked opponents, was named the National Team of the Week by the Football Writers Association of America (FWAA) for one of those wins and received votes itself in the national polls. Wyoming also captured the Mountain Division title of the Mountain West Conference, earned the right to host the 2016 MW Football Championship Game as the highest ranked team in the conference and was invited to the San Diego County Credit Union Poinsettia Bowl. His Cowboys ended the year with an 8-6 record and featured one of the NCAA's top scoring offenses, averaging 35.9 points per game to rank No. 25 in the nation. Bohl was recognized for his turnaround of Cowboy Football by being named the 2016 Mountain West Conference Coach of the Year in voting by conference head coaches and media.

Bohl came to Wyoming after building a national power at North Dakota State as a head coach for 11 seasons from 2003-13. His teams won three consecutive National Championships at the NCAA Football Championship Subdivision (FCS) level in 2011, '12 and '13. NDSU became only the second FCS school in NCAA history to win three consecutive national football titles, tied the FCS record for consecutive wins (24 from 2011-13) and became the first undefeated FCS National Champion since 1996.

In 2012 and '13, Bohl received both The Sports Network Eddie Robinson FCS National Coach of the Year Award and the American Football Coaches Association (AFCA) FCS National Coach of the Year Award. He became the first coach in the first 27 years of the Eddie Robinson Award to win it in consecutive seasons. In 2013, he also received the Liberty Mutual FCS Coach of the Year Award, which is presented in partnership with the National Football Foundation and College Football Hall of Fame. His other National Coach of the Year honor came in 2006, when he was recognized by the Football Gazette as the FCS National Coach of the Year and the Northwest Region Coach of the Year.

In addition to his 20 years of experience as a head coach, Bohl has 19 years of experience as a full-time assistant coach at the collegiate level and three seasons as a graduate assistant. His last eight years as an assistant coach were spent at his alma mater Nebraska. He was the linebackers coach under head coach Tom Osborne for five of those seasons and was part of the 1995 and '97 Nebraska National Championship teams.

Born July 27, 1958, Bohl will be 65 years old when the 2023 season kicks off. He earned his bachelor's degree in business administration from Nebraska in 1982. Bohl's family includes wife Leia, and children Mallory and Morgan, Aaron and Elijah.





Head Coach Craig Bohl



Craig Bohl's Career Coaching Honors

2022	President of the American Football Coaches Association (AFCA) and member of the Board of Trustees
2016	Mountain West Conference Coach of the Year
2013	The Sports Network Eddie Robinson FCS National Coach of the Year America Football Coaches Association (AFCA) FCS National Coach of the Year Liberty Mutual, National Football Foundation and College Football Hall of Fame FCS National Coach of the Year AFCA Region 4 Division I FCS Coach of the Year Missouri Valley Football Conference Bruce Craddock Coach of the Year
2012	The Sports Network Eddie Robinson FCS National Coach of the Year The American Football Coaches Association (AFCA) FCS National Coach of the Year Elected to the AFCA Board of Trustees Missouri Valley Football Conference Bruce Craddock Coach of the Year
2011	Finalist for The Sports Network Eddie Robinson FCS National Coach of the Year AFCA Region 4 Division I FCS Coach of the Year Missouri Valley Football Conference Bruce Craddock Coach of the Year
2007	Finalist for The Sports Network Eddie Robinson FCS National Coach of the Year 2006 Football Gazette FCS National Coach of the Year Football Gazette FCS Northwest Region Coach of the Year Finalist for The Sports Network Eddie Robinson FCS National Coach of the Year Great West Football Conference Coach of the Year

Craig Bohl's College Head-Coaching Record

Season	School	Overall Record			Conference Record			Conference Finish	Postseason Appearance
		W	L	%	W	L	%		
2022	Wyoming	7	6	.539	5	3	.625	2nd in Mountain Div.	Arizona Bowl
2021	Wyoming	7	6	.539	2	6	.250	T4th in Mountain Div.	Idaho Potato Bowl Champions
2020	Wyoming	2	4	.333	2	4	.333	9th in Mountain West	
2019	Wyoming	8	5	.615	4	4	.500	4th in Mountain Div.	Arizona Bowl Champions
2018	Wyoming	6	6	.500	4	4	.500	3rd in Mountain Div.	
2017	Wyoming	8	5	.615	5	3	.625	2nd in Mountain Div.	Idaho Potato Bowl Champions
2016	Wyoming	8	6	.571	6	2	.750	1st in Mountain Div.	Poinsettia Bowl
2015	Wyoming	2	10	.167	2	6	.250	6th in Mountain Div.	
2014	Wyoming	4	8	.333	2	6	.250	T5th in Mountain Div.	
2013	North Dakota State	15	0	1.000	8	0	1.000	1st in MVFC	FCS National Champions
2012	North Dakota State	14	1	.933	7	1	.875	1st in MVFC	FCS National Champions
2011	North Dakota State	14	1	.933	7	1	.875	Tie 1st in MVFC	FCS National Champions
2010	North Dakota State	9	5	.643	4	4	.500	Tie 3rd in MVFC	FCS Quarterfinals
2009	North Dakota State	3	8	.273	2	6	.250	6th in MVFC	
2008	North Dakota State	6	5	.545	4	4	.500	Tie 4th in MVFC	
2007	North Dakota State	10	1	.909	3	1	.750	2nd in GWFC	Reclassifying to FCS
2006	North Dakota State	10	1	.909	4	0	1.000	1st in GWFC	Reclassifying to FCS
2005	North Dakota State	7	4	.636	3	2	.600	3rd in GWFC	Reclassifying to FCS
2004	North Dakota State	8	3	.727	2	3	.400	3rd in GWFC	Reclassifying to FCS
2003	North Dakota State	8	3	.727	5	2	.714	2nd in NCC	
Record as Head Coach (20 years)		156	88	.639	81	62	.566	5 Titles	3 National Titles

Craig Bohl's College Assistant-Coaching Record

Season	School	Overall Record				Conference Record			Conference Finish	Postseason Appearance
		W	L	T	%	W	L	%		
2002	Nebraska (Def. Coord./LB)	7	7	0	.500	3	5	.375	4th Big 12 North	Independence Bowl
2001	Nebraska (Def. Coord./LB)	11	2	0	.846	7	1	.875	Tie 1st Big 12 N.	Rose Bowl
2000	Nebraska (Def. Coord./LB)	10	2	0	.833	6	2	.750	2nd Big 12 North	Alamo Bowl Champions
1999	Nebraska (Linebackers)	12	1	0	.923	7	1	.875	Big 12 Champs	Fiesta Bowl Champions
1998	Nebraska (Linebackers)	9	4	0	.692	5	3	.625	2nd Big 12 North	Holiday Bowl
1997	Nebraska (Linebackers)	13	0	0	1.000	8	0	1.000	Big 12 Champs	National Champs / Orange
1996	Nebraska (Linebackers)	11	2	0	.846	8	0	1.000	Big 12 Runner-up	Orange Bowl Champions
1995	Nebraska (Linebackers)	12	0	0	1.000	7	0	1.000	Big Eight Champs	National Champs / Fiesta
1994	Duke (Def. Coord./LB)	8	4	0	.667	5	3	.625	Tie 3rd ACC	Hall of Fame Bowl
1993	Rice (Defensive Coord.)	6	5	0	.545	3	4	.429	Tie 4th SWC	
1992	Rice (Defensive Coord.)	6	5	0	.545	4	3	.571	Tie 2nd SWC	
1991	Rice (Defensive Coord.)	4	7	0	.364	2	6	.250	8th SWC	
1990	Rice (Defensive Coord.)	5	6	0	.455	3	5	.375	Tie 4th SWC	
1989	Rice (Defensive Coord.)	2	8	1	.227	2	6	.250	Tie 6th SWC	
1988	Wisconsin (Linebackers)	1	10	0	.091	1	7	.125	Tie 9th Big 10	
1987	Wisconsin (Linebackers)	3	8	0	.273	1	7	.125	10th Big 10	
1986	Tulsa (Linebackers)	7	4	0	.636	0	0	----	Independent	
1985	Tulsa (Linebackers)	6	5	0	.545	5	0	1.000	1st MVC	
1984	North Dakota State (DB)	11	2	0	.846	8	1	.889	1st NCC	National Runner-up
1983	Nebraska (Grad Assistant)	12	1	0	.923	7	0	1.000	1st Big 8	Orange Bowl
1982	Nebraska (Grad Assistant)	12	1	0	.923	7	0	1.000	1st Big 8	Orange Bowl Champions
1981	Nebraska (Grad Assistant)	9	3	0	.750	7	0	1.000	1st Big 8	Orange Bowl
Record as Assistant Coach (22 years)		177	87	1	.670	106	54	.663		2 National Titles

Overall Record as a Head Coach 156-88 (.639) in 20 seasons

Overall Record as a College Assistant Coach 177-87-1 (.670) in 22 seasons





Associate Head Coaches/Offensive and Defensive Coordinators



Mike Grant

Associate Head Coach/WRs
Offensive Pass-Game Coord.

Years at Wyoming: 8th
Alma Mater: Nebraska '93



Oscar Giles

Associate Head Coach/DTs
Defensive Run-Game Coord.

Years at Wyoming: 2nd
Alma Mater: Texas '91



Tim Polasek

Offensive Coordinator/
Quarterbacks

Years at Wyoming: 3rd
Alma Mater: Concordia (Wis.) '02



Jay Sawvel

Defensive Coordinator/
Safeties

Years at Wyoming: 4th
Alma Mater: Mount Union '93

Assistant Coaches



Aaron Bohl

Linebackers

Years at Wyoming: 7th
Alma Mater: MSU Moorhead '16



Benny Boyd

Co-Special Teams Coordinator/
Cornerbacks

Years at Wyoming: 4th
Alma Mater: Aurora (Ill.) '00



Gordie Haug

Executive Director of Recruiting/
Running Backs

Years at Wyoming: 10th
Alma Mater: Bemidji State '09



Brian Hendricks

Defensive Ends

Years at Wyoming: 1st
Alma Mater: Wyoming '11



Shannon Moore

Co-Special Teams Coordinator/
Tight Ends/Fullbacks

Years at Wyoming: 5th
Alma Mater: Black Hills State '00



Joe Tripodi

Offensive Line

Years at Wyoming: 2nd
Alma Mater: Northwestern '06





2023 Wyoming Depth Chart



Depth Chart (As of Monday, Aug. 21, 2023)

Defense

Cornerbacks

- 6 Kolbey Taylor (6-4, 190, So., Houston, Texas)
- 13 Ian Bell (6-1, 180, Fr., La Verne, Calif.)

Free Safeties

- 31 Wyatt Ekeler (5-11, 204, Jr., Windsor, Colo.)
- 15 TJ Urban (6-1, 205, RFr., Omaha, Neb.)

Strong Safeties

- 42 Isaac White (6-1, 201, Jr., Pottstown, Pa.)
- 3 Andrew Johnson (6-1, 193, So., Cheyenne, Wyo.)

Cornerbacks

- 7 Jakorey Hawkins (5-11, 187, Sr., Montgomery, Ala.)
- 9 Tyrecus Davis (5-10, 183, Jr., Greenville, Texas)

Nickel Backs

- 2 Wrook Brown (5-11, 188, So., Salado, Texas)
- 24 Malique Singleton (6-0, 191, RFr., East Anchorage, Alaska)

Middle (MIKE) Linebacker

- 28 Easton Gibbs (6-2, 230, Jr., Temecula, Calif.)
- 33 Connor Shay (6-2, 230, Jr., Danville, Calif.)

Weak-Side (WILL) Linebackers

- 43 Shae Suiaunoa (6-3, 231, Jr., Houston, Texas)
- 25 Cole DeMarzo (6-4, 235, So., Hilton Head, S.C.)

Defensive Ends

- 93 DeVonne Harris (6-4, 230, Jr., Big Lake, Minn.)
- 34 Braden Siders (6-3, 241, So., Thornton, Colo.)

Nose Tackles

- 94 Cole Godbout (6-4, 290, Gr., Hudson, Wis.)
- 90 Gavin Meyer (6-4, 282, Jr., Franklin, Wis.)

Defensive Tackles

- 96 Jordan Bertagnole (6-4, 290, Jr., Casper, Wyo.)
- 63 Ben Florentine (6-1, 273, So., Anaheim, Calif.)

Defensive Ends

- 54 Sebastian Harsh (6-3, 245, So., Scottsbluff, Neb.)
- 40 Tyce Westland (6-5, 235, So., Pleasanton, Neb.)

Specialists

Place-kickers (Field Goals/PATs)

- 46 John Hoyland (5-10, 196, Jr., Broomfield, Colo.)
- 47 Erik Sandvik (6-1, 155, Fr., Steamboat Springs, Colo.)

Place-kickers (Kickoffs)

- 46 John Hoyland (5-10, 196, Jr., Broomfield, Colo.)
- 39 Clayton Stewart (6-1, 215, Gr., Flower Mound, Texas)

Punters

- 39 Clayton Stewart (6-1, 215, Gr., Flower Mound, Texas)
- 27 Ralph Fawaz (6-1, 200, Jr., Cache, Okla.)

Long Snappers

- 52 Carson York (6-1, 201, So., McKinney, Texas)
- 45 Read Sunn (6-2, 225, So., Wasilla, Alaska)

Holders

- 39 Clayton Stewart (6-1, 215, Gr., Flower Mound, Texas)

Offense

Quarterbacks

- 6 Andrew Peasley (6-2, 218, Gr., La Grande, Ore.)
- 17 Evan Svoboda (6-5, 245, So., Mesa, Ariz.)

Running Backs

- 32 Jamari Ferrell (5-8, 200, Jr., Mission Viejo, Calif.)
- 7 D.Q. James (5-7, 170, So., Lancaster, Texas)
- 22 Sam Scott (6-2, 230, So., Omaha, Neb.)

Wide Receivers (X)

- 9 Alex Brown (6-4, 201, Jr., Spring, Texas)
- 8 Jaylen Sargent (6-2, 185, So., Logan, Utah)

Wide Receivers (Z)

- 20 Ryan Marquez (6-1, 204, Gr., Arvada, Colo.)
- 5 Ayir Asante (6-0, 178, Jr., Franklin Township, N.J.)

Slot Receiver

- 11 Wyatt Wieland (6-1, 207, Gr., Colorado Springs, Colo.)
- 2 Devin Boddie Jr., 5-11, 175, Jr., Memphis, Tenn.) **OR**
- 23 Caleb Merritt (5-11, 187, RFr., St. Louis, Mo.)

Tight Ends (Y)

- 81 Treyton Welch (6-3, 241, Gr., Buffalo, Minn.)
- 84 John Michael Gyllenborg (6-5, 245, So., Leawood, Kan.)

Left Tackles

- 75 Frank Crum (6-7, 315, Gr., Laramie, Wyo.)
- 74 Forrest Scheel (6-7, 295, RFr., Cambridge, Minn.)

Left Guards

- 78 Wes King (6-5, 301, RFr., Appleton, Wis.)
- 61 JJ Uphold (6-5, 290, So., Bakersfield, Calif.)

Centers

- 77 Nofoafia Tulafono (6-2, 320, Jr., Victorville, Calif.)
- 57 Luke Sandy (6-2, 291, RFr., Elizabeth, Colo.)

Right Guards

- 79 Jack Walsh (6-3, 314, So., Palatine, Ill.)
- 70 Rex Johnsen (6-5, 302, RFr., Logan, Iowa)

Right Tackles

- 72 Caden Barnett (6-5, 310, So., Justin, Texas)
- 71 Jake Davies (6-7, 265, Fr., Yorkville, Ill.)

Return Specialists

Punt Returners

- 19 Caleb Cooley (5-7, 173, Jr., Chico, Calif.)
- 5 Ayir Asante (6-0, 178, Jr., Franklin Township, N.J.)

Kickoff Returners (Tandem)

- 11 Wyatt Wieland (6-1, 207, Gr., Colorado Springs, Colo.)
- 5 Ayir Asante (6-0, 178, Jr., Franklin Township, N.J.)





Wyoming Participation List



2022 Player Participation and Starting History

Career						2022 Season														Career (G/GS)	Cons GS
No.	Players	2018 (G/GS)	2019 (G/GS)	2020 (G/GS)	2021 (G/GS)	ILL	TULSA	UNC	AFA	BYU	SJSU	UNM	USU	UH	CSU	BOISE STATE	FSU	ARIZ. BOWL			
69	Eric Abojei, ot	12/5	6/6	6/6	9/9	GS	GS	GS	GS	GS	GS	GS	GS	GS	GS	GS	GS	GS	46/39	13	
72	Caden Barnett, ot				RS	G	G	G	GS	G	G	G	G	G	G	G	G	G	13/1		
3	Gavin Beerup, wr		HS	3/0	RS			G											4/0		
96	Jordan Bertagnole,dt	HS	RS	6/4	13/6	GS	GS	GS	GS	GS	GS	GS	GS	GS	GS			GS	30/21	1	
57	Brady Bohlinger, de			HS	RS													G	1/0		
87	Akili Bonner, de		RS	0/0	0/0		G	G				G	G	G	G		G	G	3/0		
22	Joey Braasch, rb		HS	0/0	RS	G	G	GS				G	G	G	G		G		8/1		
9	Alex Brown, wr	HS	2/0	4/0	9/3	GS	GS	G	GS	GS	GS	GS	GS	G	GS	G		GS	27/12	1	
23	Wrook Brown, n			HS	RS	G	G	G	G	G	G	GS	GS	GS	GS	GS	GS	GS	13/7	7	
80	Parker Christensen, fb/te	RS		5/2	13/11	GS	GS	GS	G	G	G	G	G	GS	G	GS		GS	29/18		
12	Jayden Clemons, qb		HS	UTAH	RS			G			G				G	GS		G	5/1		
8	Joshua Cobbs, wr		HS	5/0	11/5	GS	GS	GS	GS	GS	GS	GS	GS	GS	GS	GS	GS		28/17		
19	Caleb Cooley, wr	HS	JC	JC	13/0	G	G	G	G										17/0		
8	Buck Coors, n/lb		HS	RS	3/0									G	G	G	G	G	8/0		
75	Frank Crum, ot	RS	12/5	6/6	13/13	GS	GS	GS		GS	GS	GS	GS	GS	GS	GS	GS	GS	43/36	9	
25	Cole DeMarzo, lb		HS	RS	MICH. ST.	G	G	G	GS	G	G	G	G	G	G	G	G	G	13/1		
97	Ethan Drewes, dt		HS	UNC	RS	G		G					G	G	G	G	G	G	7/0		
36	Caleb Driskill, fb		HS	RS	13/4	GS	G	G	G	GS	GS	G	G	G	G	G	G	G	26/7		
31	Wyett Ekeler, ss		HS	2/0	11/0	G	G	GS	G	GS	GS	GS	GS	GS	GS	GS	GS	GS	26/10	9	
27	Ralph Fawaz, pk/p		HS	RS	13/13														13/13		
63	Ben Florentine, nt			HS	RS											G	G		2/0		
16	Gunner Gentry, wr	11/0	13/2	3/3	0/0														27/5		
28	Easton Gibbs, lb		1/0	6/1	13/13	GS	GS	GS	G	GS	GS	GS	GS	GS	GS	GS	GS	GS	33/26	9	
13	Hank Gibbs, qb		HS	3/0	RS														3/0		
42	Luke Glasscock, pk/p		RS	0/0	0/0														0/0		
2	Keonte Glinton, cb		2/0	6/4	11/3	GS	GS	GS	GS	GS	GS								25/13		
94	Cole Godbout, nt		13/5	5/5	13/13	GS	GS	GS	GS	GS	GS							GS	38/30	1	
18	Tyrese Grant, wr		HS	RS	6/0	G					G			G					9/0		
84	John Gyllenborg, te			HS	RS	G	G	G	G	G	G	G	G	G	G	G	G	G	13/0		
5	Deron Harrell, cb	WIS	WIS	WIS	WIS	G	G	G	G	G	G	GS	GS	GS	G	GS	GS	G	12/5		
93	DeVonne Harris, de		RS	5/0	12/0	GS	GS	GS	GS	GS	GS	GS	GS	GS	GS	GS	GS	GS	30/13	13	
71	Carlos Harrison, ot		RS	0/0	0/0														0/0		
54	Sabastian Harsh, de		HS	RS	13/0														13/0		
49	Cayden Hawkins, lb				HS												G	G	2/0		
7	Jakorey Hawkins, cb	RS	MISS	MISS	MISS	GS	GS	GS	GS	GS	GS	G	G	G	GS	GS		GS	12/9	1	
64	Kohl Herbolzheimer, og		HS	RS	0/0			G											1/0		
21	Jeremy Hollingsworth, rb		RS	2/0	6/0														8/0		
46	John Hoyland, pk/p		HS	6/6	13/13	GS	GS	GS	GS	GS	GS	GS	GS	GS	GS	GS	GS	GS	32/32	32	
13	Zaire Jackson, cb			HS	RS														0/0		
7	D.Q. James, rb			HS	RS	G	G	G		G	G	G	G	G	GS				9/1		
3	Andrew Johnson, s			HS	RS														0/0		
50	Jack Lookabaugh, ot		RS	0/0	0-0														0/0		
60	Marco Machado, c	RS	1/0	0/0	13/0	G	G	G	G	G	G	G	G	G	G	G	G	G	27/0		
35	Kimball Madsen, fb			HS	RS														0/0		
82	Jackson Marcotte, te	1/0	10/1	5/0	8/0	G	G	GS	G	G	G	G	G	G	G	G	GS	G	37/3		
20	Ryan Marquez, wr/holder		0/0	3/0	13/0	G	G	G	G	G	G	G	G	G	G	G	GS	GS	29/2	2	
22	Jovan Marsh, cb				RS									G	G				2/0		
30	Dawaiian McNeely, rb		RS	5/0	11/1		G	G	G	G	G	GS	G	G	G	G			26/2		
23	Caleb Merritt, wr				HS			G										G	2/0		
90	Gavin Meyer, nt		HS	3/1	6/0	G	G	G	G	G	G	GS	GS	GS	GS	GS	GS	G	22/7		
86	Nick Miles, te		HS	RS	11/0	G	G	G	G	G	G	G	G	G	G	G	G	G	24/0		
88	Colin O'Brien, te		JC	2/0	12/2					G	G	G	G	G	GS	G	GS	G	23/4		
44	Oluwaseyi Omotosho, de			RS	3/0	G	G	G	G	G	G	G	G	G	G	G	G	G	15/0		
6	Andrew Peasley, qb	RS	USU	USU	USU	GS	GS	GS	GS	GS	GS	GS	GS	GS	GS		GS	GS	12/12	2	
83	Will Pelissier, wr		HS	RS	11/0	G	G	G	G	G	G		G	G	G	G			20/0		
29	Mathew Posas, cb		HS	0/0	RS	G	G	G	G	G	G	G	G	G	G	G	G	G	13/0		
76	Emmanuel Pregnon, og		HS	RS	1/0	GS	GS	GS	GS	GS	GS			GS	GS	GS	GS	GS	12/11	5	
95	Caleb Robinson, nt		HS	2/0	10/2	G	G	G	G	G	G	G	G	G	G	GS	GS	G	25/4		
5	Jaylen Sargent, wr			HS	RS						G						G	G	4/0		
74	Forrest Scheel, ot			JC				G				G							2/0		
22	Sam Scott, lb			HS	RS	G	G	G	G	G	G	G	G	G	G	G	G	G	13/0		
33	Connor Shay, lb		HS	RS	12/0	G	G	G	G	G	G	G	G	G	G	G	G	G	25/0		
86	Braden Siders, de		HS	0/0	RS	GS	GS	GS	GS	GS	GS	GS	GS	GS	GS	GS	GS	GS	13/13	13	
24	Malique Singleton, n				HS											G		G	2/0		
55	Kevin Sjoren, de				HS				G				G					G	5/0		
39	Clayton Stewart, p		TSU	TSU	0/0	GS	GS	GS	GS	GS	GS	GS	GS	GS	GS	GS	GS	GS	13/13	13	
4	Cam Stone, cb		HS	5/0	12/0	GS	GS	GS	GS	GS	GS	GS	GS	GS	GS	G	GS		29/11		
32	Dalton Strouss, fb			HS	RS			G										G	2/0		
43	Shae Suaiaunoa, lb		2/0	6/0	13/0	GS	GS	GS	GS	GS	GS	GS	GS	GS	GS	GS	GS	GS	34/13	13	
45	Read Sunn, lb/lb		HS	6/0	0/0	G	G	G	GS	G	G	G	G	G	G	G	G	G	19/1		





Wyoming Participation List



2022 Player Participation and Starting History

Career						2022 Season														Career (G/GS)	Cons GS
No.	Players	2018 (G/GS)	2019 (G/GS)	2020 (G/GS)	2021 (G/GS)	ILL	TULSA	UNC	AFA	BYU	SJSU	UNM	USU	UH	CSU	BOISE STATE	FSU	ARIZ. BOWL			
17	Evan Svoboda, qb			HS	JC														0/0		
2	Titus Swen, rb		6/1	0/0	13/2	GS	GS	G	GS	GS	GS	GS	GS	GS	GS	GS	GS		31/14		
41	Nic Talich, lb			HS	RS		G	G	G				G	G	G		G	G	8/0		
6	Kolbey Taylor, cb			HS	RS			G		G	G	G	G	G		G	G	GS	9/1	1	
77	Nofoafia Tulafono, og		HS	RS	12/0	GS	GS	GS	GS	GS	GS	GS	GS	GS	GS	GS	GS	GS	25/13	13	
28	Jordon Vaughn, rb			HS	RS													GS	1/1	1	
79	Jack Walsh, og			HS	RS	G	G	G	G	G	G	GS	GS	G	G	G	G	G	13/2		
65	Zach Watts, og	3/3	4/3	2/1	13/1	GS	GS	GS	GS	GS	GS	GS	GS	GS	GS	GS	GS	GS	35/21	13	
81	Treyton Welch, te HS		8/1	6/5	12/11	GS	GS	GS	GS	GS	GS	GS	GS	GS	GS	GS		GS	38/29	1	
40	Tyce Westland, de			HS	RS													G	1/0		
42	Isaac White, fs		HS	RS	13/4	GS	GS	GS	GS	GS	GS	GS	GS	GS	GS	GS	GS	GS	26/17	16	
11	Wyatt Wieland, wr RS		13/1	0/0	13/1	G	G	G	GS	G	G	G	GS	G	G	G	GS	GS	39/6	2	
91	Jaden Williams, dt				HS											G	G		2/0		
14	Miles Williams, ss	6/0	13/0	6/0	7/0	GS	GS	G	G	G	G	G	G	G	G	G	G	G	45/2		
34	Tommy Wroblewski, ss			HS	13/0							G	G	G		G			17/0		
52	Carson York, ls				HS	G	G	G	G	G	G	G	G	G	G	G	G	G	13/0		
58	Micah Young, lb			HS	RS	G	G	G	G	G	G	G	G	G	G	G	G	G	13/0		

RS - Redshirted

G - Indicates number of games played that season.

GS - Indicates number of games started that season.

Cons. GS - Indicates current streaks of consecutive games started

Game-by-Game Starters

Offensive Game-by-Game Starters

Game	QB	RB	FB (RB, TE, WR)	WR	WR (FB, TE)	TE (WR, RB)	LT	LG	C	RG	RT
at Illinois	Peasley	Swen	Driskill (FB)	Cobbs	A. Brown (WR)	Welch (TE)	Abojei	Watts	Tulafono	Pregnon	Crum
TULSA	Peasley	Swen	Christensen (FB)	Cobbs	A. Brown (WR)	Welch (TE)	Abojei	Watts	Tulafono	Pregnon	Crum
N. COLORADO	Peasley	Braasch	Christensen (FB)	Cobbs	Marcotte (TE)	Welch (TE)	Abojei	Watts	Tulafono	Pregnon	Crum
AIR FORCE	Peasley	Swen	Wieland (WR)	Cobbs	A. Brown (WR)	Welch (TE)	Abojei	Watts	Tulafono	Pregnon	Barnett
at BYU	Peasley	Swen	Driskill (FB)	Cobbs	A. Brown (WR)	Welch (TE)	Abojei	Watts	Tulafono	Pregnon	Crum
SAN JOSE STATE	Peasley	Swen	Driskill (FB)	Cobbs	A. Brown (WR)	Welch (TE)	Abojei	Watts	Tulafono	Pregnon	Crum
at New Mexico	Peasley	Swen	McNeely (RB)	Cobbs	A. Brown (WR)	Welch (TE)	Abojei	Watts	Tulafono	Walsh	Crum
UTAH STATE	Peasley	Swen	Wieland (WR)	Cobbs	A. Brown (WR)	Welch (TE)	Abojei	Watts	Tulafono	Walsh	Crum
at Hawai'i	Peasley	Swen	Christensen (FB)	Cobbs	O'Brien (TE)	Welch (TE)	Abojei	Watts	Tulafono	Pregnon	Crum
at Colorado State	Peasley	Swen	D.Q. James (RB)	Cobbs	A. Brown (WR)	Welch (TE)	Abojei	Watts	Tulafono	Pregnon	Crum
BOISE STATE	Clemons	Swen	Christensen (FB)	Cobbs	O'Brien (TE)	Welch (TE)	Abojei	Watts	Tulafono	Pregnon	Crum
at Fresno State	Peasley	Swen	Wieland (WR)	Cobbs	Marcotte (TE)	Marquez (WR)	Abojei	Watts	Tulafono	Pregnon	Crum
vs. Ohio#	Peasley	Vaughn	Wieland (WR)	Marquez	A. Brown (WR)	Welch (TE)	Abojei	Watts	Tulafono	Pregnon	Crum

#Arizona Bowl

Defensive Game-by-Game Starters

Game	CB	SS	FS	CB	NICKEL (SAM)	LB (MIKE)	LB (WILL)	DE	DT	NT	DE
at Illinois	Stone	White	M. Williams	Hawkins	Glinton	E. Gibbs	Suiaunoa	Harris	Bertagnole	Godbout	Siders
TULSA	Stone	White	M. Williams	Hawkins	Glinton	E. Gibbs	Suiaunoa	Harris	Bertagnole	Godbout	Siders
N. COLORADO	Stone	White	Ekeler	Hawkins	Glinton	E. Gibbs	Suiaunoa	Harris	Bertagnole	Godbout	Siders
AIR FORCE	Stone	White	Glinton	Hawkins	DeMarzo (SAM)	Sunn	Suiaunoa	Harris	Bertagnole	Godbout	Siders
at BYU	Stone	White	Ekeler	Hawkins	Glinton	E. Gibbs	Suiaunoa	Harris	Bertagnole	Godbout	Siders
SAN JOSE STATE	Stone	White	Ekeler	Hawkins	Glinton	E. Gibbs	Suiaunoa	Harris	Bertagnole	Godbout	Siders
at New Mexico	Stone	White	Ekeler	Harrell	W. Brown	E. Gibbs	Suiaunoa	Harris	Bertagnole	Meyer	Siders
UTAH STATE	Stone	White	Ekeler	Harrell	W. Brown	E. Gibbs	Suiaunoa	Harris	Bertagnole	Meyer	Siders
at Hawai'i	Stone	White	Ekeler	Harrell	W. Brown	E. Gibbs	Suiaunoa	Harris	Bertagnole	Meyer	Siders
at Colorado State	Stone	White	Ekeler	Hawkins	W. Brown	E. Gibbs	Suiaunoa	Harris	Bertagnole	Meyer	Siders
BOISE STATE	Harrell	White	Ekeler	Hawkins	W. Brown	E. Gibbs	Suiaunoa	Harris	Robinson	Meyer	Siders
at Fresno State	Stone	White	Ekeler	Harrell	W. Brown	E. Gibbs	Suiaunoa	Harris	Robinson	Meyer	Siders
vs. Ohio#	Taylor	White	Ekeler	Hawkins	W. Brown	E. Gibbs	Suiaunoa	Harris	Bertagnole	Godbout	Siders

#Arizona Bowl

2022 Season Captains

Team Captains

Easton Gibbs, So., Linebacker

Cole Godbout, Jr., Nose Tackle

Andrew Peasley, Jr., Quarterback

Treyton Welch, Jr., Tight End





2023 Wyoming Roster



2023 Wyoming Alphabetical Roster

No.	Name	Pos.	Ht.	Wt.	Class	Ex.	Hometown (Last School)
18	Kaden Anderson	QB	6-4	221	Fr.	HS	Southlake, Texas (Southlake Carroll)
25D	Mitchell Anderson	RB	5-8	185	So.	SQ	Folsom, Calif. (Folsom)
5D	Ayir Asante	WR	6-0	178	Jr.	TR	Franklin Township, N.J. (Holy Cross)
69	Abraham Bangoura	OL	6-5	276	Fr.	HS	Laramie, Wyo. (Laramie)
72	Caden Barnett	OT	6-5	310	So.	1L	Justin, Texas (Northwest)
13D	Ian Bell	CB	6-1	180	Fr.	HS	La Verne, Calif. (Damien)
96	Jordan Bertagnole	DT	6-4	290	Jr.	3L	Casper, Wyo. (Natrona County)
2D	Devin Boddie Jr.	WR	5-11	175	Jr.	TR	Memphis, Tenn. (Vanderbilt)
82	Bricen Brantley	WR	6-3	166	Fr.	HS	Houston, Texas (Ailef Taylor)
13	Gage Brook	QB	6-4	219	Fr.	HS	Fort Collins, Colo. (Rocky Mountain)
9	Alex Brown	WR	6-4	201	Jr.	3L	Spring, Texas (Klein Collins)
2	Wrook Brown	N	5-11	188	So.	1L	Salado, Texas (Salado)
12D	Chauncey Carter	CB	6-0	189	Fr.	HS	Garland, Texas (Garland)
12	Jayden Clemons	QB	6-1	215	Jr.	1L	Lehi, Utah (University of Utah)
24D	Charlie Coenen	WR	6-0	196	RFr.	RS	Chanhausen, Minn. (Chanhausen)
19	Caleb Cooley	WR	5-7	173	Jr.	2L	Chico, Calif. (Butte C.C., Calif.)
8D	Buck Coors	FS	5-11	191	So.	SQ	Loveland, Colo. (Resurrection Christian)
99	Keelan Cox	DE	6-5	236	So.	SQ	Missouri City, Texas (University of Alabama)
68	Cody Crawford	DT	6-1	290	Fr.	HS	Casper, Wyo. (Natrona County)
75	Frank Crum	OT	6-7	315	Gr.	4L	Laramie, Wyo. (Laramie)
71	Jake Davies	OT	6-7	265	Fr.	HS	Yorkville, Ill. (Yorkville)
32D	Jevon Davis	FS	6-0	206	So.	TR	Casper, Wyo. (Black Hills State)
9D	Tyrecus Davis	CB	5-10	183	Jr.	JC	Greenville, Texas (Navarro C.C., Texas)
59	Ethan Day	DE	6-4	244	So.	JC	Copperopolis, Calif. (Modesto C.C., Calif.)
25	Cole DeMarzo	LB	6-4	235	So.	1L	Hilton Head, S.C. (Michigan State University)
11D	Josh Dixon	CB	5-11	170	RFr.	RS	McKinney, Texas (McKinney)
92	Dante Drake	DT	6-3	267	Fr.	HS	Robinson, Texas (Robinson)
36	Caleb Driskill	FB	6-2	245	Jr.	2L	Gillette, Wyo. (Thunder Basin)
31	Wyett Ekeler	FS	5-11	204	Jr.	2L	Windsor, Colo. (Windsor)
80	Justin Erb	TE	6-2	230	So.	JC	Wakefield, Neb. (Iowa Western C.C., Iowa)
27	Ralph Fawaz	P	6-1	200	Jr.	1L	Cache, Okla. (Cache)
32	Jamari Ferrell	RB	5-8	200	Jr.	JC	Mission Viejo, Calif. (Saddleback C.C., Calif.)
63	Ben Florentine	NT	6-1	273	So.	1L	Anaheim, Calif. (Servite)
50	Jaxon Galica	DE	6-5	230	Fr.	HS	Oshkosh, Wis. (Oshkosh West)
53	Dante Gavito	OL	6-3	291	So.	TR	Fort Lupton, Colo. (Fort Lewis College)
65	Nathan Geiger	OL	6-5	265	Fr.	HS	Highlands Ranch, Colo. (Thunder Ridge)
16	Gunner Gentry	WR	6-3	205	Gr.	3L	Aurora, Colo. (Grandview)
28	Easton Gibbs	LB	6-2	230	Jr.	3L	Temecula, Calif. (Temecula Valley)
94	Cole Godbout	NT	6-4	290	Gr.	4L	Hudson, Wis. (Hudson)
76	Quinn Grovesteen-Matchey	OT	6-6	293	Fr.	HS	Evansville, Wis. (Evansville)
84	John Michael Gyllenborg	TE	6-5	245	So.	1L	Leawood, Kan. (Rockhurst)
5	Deron Harrell	CB	6-2	182	Gr.	1L	Denver, Colo. (University of Wisconsin)
93	DeVonne Harris	DE	6-4	230	Jr.	3L	Big Lake, Minn. (Big Lake)
54	Sabastian Harsh	DE	6-3	235	So.	1L	Scottsbluff, Neb. (Scottsbluff)
41	Cayden Hawkins	LB	6-3	214	RFr.	RS	Highlands Ranch, Colo. (Valor Christian)
7D	Jakorey Hawkins	CB	5-11	187	Sr.	1L	Montgomery, Ala. (Ole Miss)
14D	Naz Hill	CB	6-3	171	Fr.	HS	Kankakee, Ill. (Kankakee)
21	Jeremy Hollingsworth	RB	5-9	205	Jr.	2L	Longmont, Colo. (Skyline)
46	John Hoyland	PK	5-10	196	Jr.	3L	Broomfield, Colo. (Legacy)
51	Brady Hultman	LB	6-1	215	Fr.	HS	Saint Charles, Mo. (Francis Howell)
30	Tyler Jacklich	RB	6-3	197	Fr.	HS	Modesto, Calif. (Central Catholic)
7	D.Q. James	RB	5-7	170	So.	1L	Lancaster, Texas (Lancaster)
70	Rex Johnsen	OG	6-5	302	RFr.	RS	Logan, Iowa (Logan-Magnolia)
3D	Andrew Johnson	SS	6-1	193	So.	SQ	Cheyenne, Wyo. (Central)
78	Wes King	OG	6-5	301	RFr.	RS	Appleton, Wis. (Appleton North)
41D	Kayden LaFramboise	WR	6-4	201	Fr.	HS	Gillette, Wyo. (Thunder Basin)
85	Chase Locke	WR	6-3	204	Jr.	SQ	San Antonio, Texas (USC)
35	Kimball Madsen	FB	6-1	228	So.	SQ	Mountain View, Wyo. (Mountain View)
40D	Cooper Mailand	FB/TE	6-2	216	Fr.	HS	Dallas, Texas (Parish Episcopal)
20	Ryan Marquez	WR/Holder	6-1	204	Gr.	3L	Arvada, Colo. (Pomona)
22D	Jovan Marsh	N	5-11	195	So.	SQ	Robbins, Ill. (Marist)
15	Carson May	QB	6-4	214	RFr.	TR	Jones, Okla. (Iowa)
21D	Koa McIntyre	SS	6-0	212	RFr.	RS	Fremont, Neb. (Archbishop Bergan Catholic)
3	Dawaiian McNeely	RB	6-2	213	Jr.	3L	Ceres, Calif. (Central Catholic)
23	Caleb Merritt	WR	5-11	187	RFr.	RS	St. Louis, Mo. (John Burroughs)
90	Gavin Meyer	NT	6-4	282	Jr.	3L	Franklin, Wis. (Franklin)





2023 Wyoming Roster



2023 Wyoming Alphabetical Roster (Continued)

No.	Name	Pos.	Ht.	Wt.	Class	Ex.	Hometown (Last School)
86	Nick Miles	TE	6-5	259	Jr.	2L	Parker, Colo. (Chaparral)
88	Colin O'Brien	TE	6-6	245	Sr.	2L	Mission Viejo, Calif. (Saddleback C.C., Calif.)
18D	Keaney Parks	CB	6-1	168	Fr.	HS	Kenosha, Wis. (Bradford)
6	Andrew Peasley	QB	6-2	218	Gr.	1L	La Grande, Ore. (Utah State)
83	Will Pelissier	WR	6-3	205	Jr.	2L	Big Horn, Wyo. (Big Horn)
20D	Lafai Purcell	S	5-11	155	Fr.	HS	Frederick, Colo. (Frederick)
64	Brandt Rice	OL	6-5	276	Fr.	HS	Wausau, Wis. (West)
26	L.J. Richardson	RB	6-1	230	RFr.	RS	Bellevue, Neb. (Bellevue West)
95	Caleb Robinson	DT	6-2	296	Jr.	3L	Omaha, Neb. (Burke)
75D	Lucas Samsula	DT	6-4	287	Fr.	HS	Plano, Texas (Plano West)
47	Erik Sandvik	PK	6-1	155	Fr.	HS	Steamboat Springs, Colo. (Steamboat Springs)
57	Luke Sandy	C/OG	6-2	291	RFr.	RS	Elizabeth, Colo. (Legend)
8	Jaylen Sargent	WR	6-2	185	So.	SQ	Logan, Utah (Logan)
74	Forrest Scheel	OT	6-7	295	RFr.	RS	Cambridge, Minn. (Iowa Central C.C., Iowa)
87	Isaac Schoenfeld	TE	6-5	256	RFr.	RS	Rock Springs, Wyo. (Rock Springs)
22	Sam Scott	RB	6-2	230	So.	1L	Omaha, Neb. (Skutt Catholic)
29	Isaac Sell	CB	5-10	194	So.	SQ	Laramie, Wyo. (Laramie)
33	Connor Shay	LB	6-2	230	Jr.	2L	Danville, Calif. (Monte Vista)
66	Ethan Shipp	OG	6-4	301	So.	SQ	Bakersfield, Calif. (Garces Memorial)
34	Braden Siders	DE	6-3	241	So.	1L	Thornton, Colo. (Ralston Valley)
24	Malique Singleton	N	6-0	191	RFr.	RS	East Anchorage, Alaska (Grandview, Colo.)
55	Kevin Sjogren	DE	6-5	240	RFr.	1L	Palisade, Colo. (Palisade)
14	Justin Stevenson	WR	6-1	186	Fr.	HS	Katy, Texas (Paetow)
39	Clayton Stewart	P/Holder	6-1	215	Gr.	1L	Flower Mound, Texas (Texas State University)
43	Shae Suiaunoa	LB	6-3	231	Jr.	3L	Houston, Texas (Clear Lake)
45	Read Sunn	LB/LS	6-2	225	So.	2L	Wasilla, Alaska (Christ School, N.C.)
17	Evan Svoboda	QB	6-5	245	So.	SQ	Mesa, Ariz. (Snow C.C., Utah)
49	Nic Talich	LB	6-0	221	So.	1L	Cody, Wyo. (Cody)
6D	Kolbey Taylor	CB	6-4	190	So.	1L	Houston, Texas (Pasadena Memorial)
23D	Jones Thomas	S	6-2	189	Fr.	HS	Fort Collins, Colo. (Poudre)
30D	Miles Tucker	S	6-0	190	Fr.	HS	Pleasanton, Calif. (Amador Valley)
77	Nofoafia Tulafono	C	6-2	320	Jr.	3L	Victorville, Calif. (Oak Hills)
58	Jordan Turnbull	DE	6-5	215	Fr.	HS	Evergreen, Colo. (Evergreen)
63D	Kuba Tyszka	OL	6-6	300	Fr.	HS	Norridge, Ill. (Ridgewood)
61	JJ Uphold	OG	6-5	290	So.	SQ	Bakersfield, Calif. (Garces Memorial)
15D	TJ Urban	FS	6-1	205	RFr.	RS	Omaha, Neb. (Millard South)
35D	Nikos Varelas	S	5-10	185	Fr.	HS	San Antonio, Texas (Clark)
88D	Tell Wade	DE	6-3	250	Fr.	HS	Wray, Colo. (Wray)
79	Jack Walsh	OG/OT	6-3	314	So.	1L	Palatine, Ill. (Fremd)
60	Wyatt Walters	OL	6-4	308	Fr.	HS	Aurora, Colo. (Grandview)
37	Brenndan Warady	FS	5-11	192	So.	SQ	Rancho Santa Margarita, Calif. (Mission Viejo)
4	Harrison Waylee	RB	5-10	200	Jr.	TR	Johnston, Iowa (Northern Illinois University)
81	Treyton Welch	TE	6-3	241	Gr.	4L	Buffalo, Minn. (Buffalo)
40	Tyce Westland	DE	6-5	235	So.	SQ	Pleasanton, Neb. (Pleasanton)
42	Isaac White	SS	6-1	201	Jr.	2L	Pottstown, Pa. (Malvern Prep)
11	Wyatt Wieland	WR	6-1	207	Gr.	3L	Colorado Springs, Colo. (Pine Creek)
91	Jaden Williams	DT	6-4	281	RFr.	RS	Inglewood, Calif. (Campbell Hall)
98	Jayden Williams	DT	6-3	290	Fr.	HS	Bryan, Texas (Rudder)
26D	Daylen Wilson	CB	5-11	183	Jr.	TR	Pasadena, Calif. (Cal Lutheran)
52	Carson York	LS	6-1	201	So.	1L	McKinney, Texas (Rock Hill)
44	Micah Young	LB	6-2	210	So.	1L	San Antonio, Texas (Southside)

Experience Codes

1L	One-Year Letterman
2L	Two-Year Letterman
3L	Three-Year Letterman
HS	High School Player the Previous Season
JC	Junior College Player the Previous Season
RS	Redshirted Previous Season
SQ	Squad Member Previous Season But Didn't Earn Letter
TR	Transfer From Another Four-Year School





2023 Wyoming Roster



2023 Wyoming Numerical Roster

No.	Name	Pos.	Ht.	Wt.	Class	Ex.	Hometown (Last School)
2	Wrook Brown	N	5-11	188	So.	1L	Salado, Texas (Salado)
2D	Devin Boddie Jr.	WR	5-11	175	Jr.	TR	Memphis, Tenn. (Vanderbilt)
3	Dawaiian McNeely	RB	6-2	213	Jr.	3L	Ceres, Calif. (Central Catholic)
3D	Andrew Johnson	SS	6-1	193	So.	SQ	Cheyenne, Wyo. (Central)
4	Harrison Waylee	RB	5-10	200	Jr.	TR	Johnston, Iowa (Northern Illinois University)
5	Deron Harrell	CB	6-2	182	Gr.	1L	Denver, Colo. (University of Wisconsin)
5D	Ayir Asante	WR	6-0	178	Jr.	TR	Franklin Township, N.J. (Holy Cross)
6	Andrew Peasley	QB	6-2	218	Gr.	1L	La Grande, Ore. (Utah State)
6D	Kolbey Taylor	CB	6-4	190	So.	1L	Houston, Texas (Pasadena Memorial)
7	D.Q. James	RB	5-7	170	So.	1L	Lancaster, Texas (Lancaster)
7D	Jakorey Hawkins	CB	5-11	187	Sr.	1L	Montgomery, Ala. (Ole Miss)
8	Jaylen Sargent	WR	6-2	185	So.	SQ	Logan, Utah (Logan)
8D	Buck Coors	FS	5-11	191	So.	SQ	Loveland, Colo. (Resurrection Christian)
9	Alex Brown	WR	6-4	201	Jr.	3L	Spring, Texas (Klein Collins)
9D	Tyrecus Davis	CB	5-10	183	Jr.	JC	Greenville, Texas (Navarro C.C., Texas)
11	Wyatt Wieland	WR	6-1	207	Gr.	3L	Colorado Springs, Colo. (Pine Creek)
11D	Josh Dixon	CB	5-11	170	RFr.	RS	McKinney, Texas (McKinney)
12	Jayden Clemons	QB	6-1	215	Jr.	1L	Lehi, Utah (University of Utah)
12D	Chauncey Carter	CB	6-0	189	Fr.	HS	Garland, Texas (Garland)
13	Gage Brook	QB	6-4	219	Fr.	HS	Fort Collins, Colo. (Rocky Mountain)
13D	Ian Bell	CB	6-1	180	Fr.	HS	La Verne, Calif. (Damien)
14	Justin Stevenson	WR	6-1	186	Fr.	HS	Katy, Texas (Paetow)
14D	Naz Hill	CB	6-3	171	Fr.	HS	Kankakee, Ill. (Kankakee)
15	Carson May	QB	6-4	214	RFr.	TR	Jones, Okla. (Iowa)
15D	TJ Urban	FS	6-1	205	RFr.	RS	Omaha, Neb. (Millard South)
16	Gunner Gentry	WR	6-3	205	Gr.	3L	Aurora, Colo. (Grandview)
17	Evan Svoboda	QB	6-5	245	So.	SQ	Mesa, Ariz. (Snow C.C., Utah)
18	Kaden Anderson	QB	6-4	221	Fr.	HS	Southlake, Texas (Southlake Carroll)
18D	Keaney Parks	CB	6-1	168	Fr.	HS	Kenosha, Wis. (Bradford)
19	Caleb Cooley	WR	5-7	173	Jr.	2L	Chico, Calif. (Butte C.C., Calif.)
20	Ryan Marquez	WR/Holder	6-1	204	Gr.	3L	Arvada, Colo. (Pomona)
20D	Lafai Purcell	S	5-11	155	Fr.	HS	Frederick, Colo. (Frederick)
21	Jeremy Hollingsworth	RB	5-9	205	Jr.	2L	Longmont, Colo. (Skyline)
21D	Koa McIntyre	SS	6-0	212	RFr.	RS	Fremont, Neb. (Archbishop Bergan Catholic)
22	Sam Scott	RB	6-2	230	So.	1L	Omaha, Neb. (Skutt Catholic)
22D	Jovan Marsh	N	5-11	195	So.	SQ	Robbins, Ill. (Marist)
23	Caleb Merritt	WR	5-11	187	RFr.	RS	St. Louis, Mo. (John Burroughs)
23D	Jones Thomas	S	6-2	189	Fr.	HS	Fort Collins, Colo. (Poudre)
24	Malique Singleton	N	6-0	191	RFr.	RS	East Anchorage, Alaska (Grandview, Colo.)
24D	Charlie Coenen	WR	6-0	196	RFr.	RS	Chanhassen, Minn. (Chanhassen)
25	Cole DeMarzo	LB	6-4	235	So.	1L	Hilton Head, S.C. (Michigan State University)
25D	Mitchell Anderson	RB	5-8	185	So.	SQ	Folsom, Calif. (Folsom)
26	L.J. Richardson	RB	6-1	230	RFr.	RS	Bellevue, Neb. (Bellevue West)
26D	Daylen Wilson	CB	5-11	183	Jr.	TR	Pasadena, Calif. (Cal Lutheran)
27	Ralph Fawaz	P	6-1	200	Jr.	1L	Cache, Okla. (Cache)
28	Easton Gibbs	LB	6-2	230	Jr.	3L	Temecula, Calif. (Temecula Valley)
29	Isaac Sell	CB	5-10	194	So.	SQ	Laramie, Wyo. (Laramie)
30	Tyler Jacklich	RB	6-3	197	Fr.	HS	Modesto, Calif. (Central Catholic)
30D	Miles Tucker	S	6-0	190	Fr.	HS	Pleasanton, Calif. (Amador Valley)
31	Wyett Ekeler	FS	5-11	204	Jr.	2L	Windsor, Colo. (Windsor)
32	Jamari Ferrell	RB	5-8	200	Jr.	JC	Mission Viejo, Calif. (Saddleback C.C., Calif.)
32D	Jevon Davis	FS	6-0	206	So.	TR	Casper, Wyo. (Black Hills State)
33	Connor Shay	LB	6-2	230	Jr.	2L	Danville, Calif. (Monte Vista)
34	Braden Siders	DE	6-3	241	So.	1L	Thornton, Colo. (Ralston Valley)
35	Kimball Madsen	FB	6-1	228	So.	SQ	Mountain View, Wyo. (Mountain View)
35D	Nikos Varelas	S	5-10	185	Fr.	HS	San Antonio, Texas (Clark)
36	Caleb Driskill	FB	6-2	245	Jr.	2L	Gillette, Wyo. (Thunder Basin)
37	Brenndan Warady	FS	5-11	192	So.	SQ	Rancho Santa Margarita, Calif. (Mission Viejo)
39	Clayton Stewart	P/Holder	6-1	215	Gr.	1L	Flower Mound, Texas (Texas State University)
40	Tyce Westland	DE	6-5	235	So.	SQ	Pleasanton, Neb. (Pleasanton)
40D	Cooper Mailand	FB/TE	6-2	216	Fr.	HS	Dallas, Texas (Parish Episcopal)
41	Cayden Hawkins	LB	6-3	214	RFr.	RS	Highlands Ranch, Colo. (Valor Christian)
41D	Kayden LaFramboise	WR	6-4	201	Fr.	HS	Gillette, Wyo. (Thunder Basin)
42	Isaac White	SS	6-1	201	Jr.	2L	Pottstown, Pa. (Malvern Prep)
43	Shae Suiaunoa	LB	6-3	231	Jr.	3L	Houston, Texas (Clear Lake)
44	Micah Young	LB	6-2	210	So.	1L	San Antonio, Texas (Southside)





2023 Wyoming Roster



2023 Wyoming Numerical Roster (Continued)

No.	Name	Pos.	Ht.	Wt.	Class	Ex.	Hometown (Last School)
45	Read Sunn	LB/LS	6-2	225	So.	2L	Wasilla, Alaska (Christ School, N.C.)
46	John Hoyland	PK	5-10	196	Jr.	3L	Broomfield, Colo. (Legacy)
47	Erik Sandvik	PK	6-1	155	Fr.	HS	Steamboat Springs, Colo. (Steamboat Springs)
49	Nic Talich	LB	6-0	221	So.	1L	Cody, Wyo. (Cody)
50	Jaxon Galica	DE	6-5	230	Fr.	HS	Oshkosh, Wis. (Oshkosh West)
51	Brady Hultman	LB	6-1	215	Fr.	HS	Saint Charles, Mo. (Francis Howell)
52	Carson York	LS	6-1	201	So.	1L	McKinney, Texas (Rock Hill)
53	Dante Gavito	OL	6-3	291	So.	TR	Fort Lupton, Colo. (Fort Lewis College)
54	Sabastian Harsh	DE	6-3	235	So.	1L	Scottsbluff, Neb. (Scottsbluff)
55	Kevin Sjogren	DE	6-5	240	RFr.	1L	Palisade, Colo. (Palisade)
57	Luke Sandy	C/OG	6-2	291	RFr.	RS	Elizabeth, Colo. (Legend)
58	Jordan Turnbull	DE	6-5	215	Fr.	HS	Evergreen, Colo. (Evergreen)
59	Ethan Day	DE	6-4	244	So.	JC	Copperopolis, Calif. (Modesto C.C., Calif.)
60	Wyatt Walters	OL	6-4	308	Fr.	HS	Aurora, Colo. (Grandview)
61	JJ Uphold	OG	6-5	290	So.	SQ	Bakersfield, Calif. (Garces Memorial)
63	Ben Florentine	NT	6-1	273	So.	1L	Anaheim, Calif. (Servite)
63D	Kuba Tyska	OL	6-6	300	Fr.	HS	Norridge, Ill. (Ridgewood)
64	Brandt Rice	OL	6-5	276	Fr.	HS	Wausau, Wis. (West)
65	Nathan Geiger	OL	6-5	265	Fr.	HS	Highlands Ranch, Colo. (Thunder Ridge)
66	Ethan Shipp	OG	6-4	301	So.	SQ	Bakersfield, Calif. (Garces Memorial)
68	Cody Crawford	DT	6-1	290	Fr.	HS	Casper, Wyo. (Natrona County)
69	Abraham Bangoura	OL	6-5	276	Fr.	HS	Laramie, Wyo. (Laramie)
70	Rex Johnsen	OG	6-5	302	RFr.	RS	Logan, Iowa (Logan-Magnolia)
71	Jake Davies	OT	6-7	265	Fr.	HS	Yorkville, Ill. (Yorkville)
72	Caden Barnett	OT	6-5	310	So.	1L	Justin, Texas (Northwest)
74	Forrest Scheel	OT	6-7	295	RFr.	RS	Cambridge, Minn. (Iowa Central C.C., Iowa)
75	Frank Crum	OT	6-7	315	Gr.	4L	Laramie, Wyo. (Laramie)
75D	Lucas Samsula	DT	6-4	287	Fr.	HS	Plano, Texas (Plano West)
76	Quinn Grovesteen-Matchey	OT	6-6	293	Fr.	HS	Evansville, Wis. (Evansville)
77	Nofoafia Tulafono	C	6-2	320	Jr.	3L	Victorville, Calif. (Oak Hills)
78	Wes King	OG	6-5	301	RFr.	RS	Appleton, Wis. (Appleton North)
79	Jack Walsh	OG/OT	6-3	314	So.	1L	Palatine, Ill. (Fremd)
80	Justin Erb	TE	6-2	230	So.	JC	Wakefield, Neb. (Iowa Western C.C., Iowa)
81	Treyton Welch	TE	6-3	241	Gr.	4L	Buffalo, Minn. (Buffalo)
82	Bricen Brantley	WR	6-3	166	Fr.	HS	Houston, Texas (Ailef Taylor)
83	Will Pelissier	WR	6-3	205	Jr.	2L	Big Horn, Wyo. (Big Horn)
84	John Michael Gyllenborg	TE	6-5	245	So.	1L	Leawood, Kan. (Rockhurst)
85	Chase Locke	WR	6-3	204	Jr.	SQ	San Antonio, Texas (USC)
86	Nick Miles	TE	6-5	259	Jr.	2L	Parker, Colo. (Chaparral)
87	Isaac Schoenfeld	TE	6-5	256	RFr.	RS	Rock Springs, Wyo. (Rock Springs)
88	Colin O'Brien	TE	6-6	245	Fr.	2L	Mission Viejo, Calif. (Saddleback C.C., Calif.)
88D	Tell Wade	DE	6-3	250	Fr.	HS	Wray, Colo. (Wray)
90	Gavin Meyer	NT	6-4	282	Jr.	3L	Franklin, Wis. (Franklin)
91	Jaden Williams	DT	6-4	281	RFr.	RS	Inglewood, Calif. (Campbell Hall)
92	Dante Drake	DT	6-3	267	Fr.	HS	Robinson, Texas (Robinson)
93	DeVonne Harris	DE	6-4	230	Jr.	3L	Big Lake, Minn. (Big Lake)
94	Cole Godbout	NT	6-4	290	Gr.	4L	Hudson, Wis. (Hudson)
95	Caleb Robinson	DT	6-2	296	Jr.	3L	Omaha, Neb. (Burke)
96	Jordan Bertagnole	DT	6-4	290	Jr.	3L	Casper, Wyo. (Natrona County)
98	Jayden Williams	DT	6-3	290	Fr.	HS	Bryan, Texas (Rudder)
99	Keelan Cox	DE	6-5	236	So.	SQ	Missouri City, Texas (University of Alabama)

Pronunciation Guide

Player	Pronunciation
Ayir Asante	eye-EAR, uh-SANT-aye
Abraham Bangoura	bang-OR-uh
Jordan Bertagnole	burt-uh-NO-lee
Devin Boddie Jr.	BAH-dee (BODY)
Keelan Cox	KEE-lun
Tyrecus Davis	tie-REEK-us (Rhymes with SEEK)
Ralph Fawaz	fuh-WAZ (Rhymes with PAUSE)
Jaxon Galiga	gul-EE-cha
Cole Godbout	GOOD- bo (Bo rhymes with No)
John Michael Gyllenborg	GILL-un-borg (GILL not JILL)
Deron Harrell	(dur-ON, HAIR-ul)
DeVonne Harris	(duh-VONN)
Cooper Mailand	MAY-lund

Player	Pronunciation
Ryan Marquez	MAR-cus
Dawaiian McNeely	duh-WHY-un (Rhymes with Hawaiian)
Keany Parks	kee-ON-ee
Will Pelissier	pell-uh-SEAR (Rhymes with DEAR)
Lucas Samsula	sam-SOO-luh
Forrest Scheel	(Rhymes with FEEL)
Kevin Sjogren	SHOE-green (Like a shoe you wear)
Shae Suiaunoa	SUE-ee-ow-noah (Ow Rhymes with Wow)
Nofoafia Tulafono	nuh-fo-FEE-hu, two-luh-PHONO
Kuba Tyska	KOO-buh, TISH-kuh
Brenndan Warady	WORE-uh-dee (Rhymes with MORE)
Wyatt Wieland	WEE-lund





2023 Personnel Picture



Starters Returning (17)

(5 offense, 10 defense, 2 special teams)

Offensive Starters Returning (5)

No.	Name	Pos.	Ht.	Wt.	Cl.	Ex.	Hometown (Last School)
9	Alex Brown	WR	6-4	201	Jr.	3L	Spring, Texas (Klein Collins)
75	Frank Crum	OT	6-7	315	Jr.	3L	Laramie, Wyo. (Laramie)
6	Andrew Peasley	QB	6-2	218	Gr.	1L	La Grande, Ore. (Utah State)
77	Nofoafia Tulafono	C	6-2	320	Jr.	3L	Victorville, Calif. (Oak Hills)
81	Treyton Welch	TE	6-3	241	Jr.	3L	Buffalo, Minn. (Buffalo)

Defensive Starters Returning (10)

No.	Name	Pos.	Ht.	Wt.	Cl.	Ex.	Hometown (Last School)
96	Jordan Bertagnole	DT	6-4	290	Jr.	3L	Casper, Wyo. (Natrona County)
2	Wrook Brown	N	5-11	188	So.	1L	Salado, Texas (Salado)
31	Wyett Ekeler	FS	5-11	204	Jr.	2L	Windsor, Colo. (Windsor)
28	Easton Gibbs	LB	6-2	230	Jr.	3L	Temecula, Calif. (Temecula Valley)
94	Cole Godbout	NT	6-4	290	Gr.	4L	Hudson, Wis. (Hudson)
93	DeVonne Harris	DE	6-4	230	Jr.	3L	Big Lake, Minn. (Big Lake)
7D	Jakorey Hawkins	CB	5-11	185	Sr.	1L	Montgomery, Ala. (Ole Miss)
34	Braden Siders	DE	6-3	241	So.	1L	Thornton, Colo. (Ralston Valley)
43	Shae Suaiaunoa	LB	6-3	230	Jr.	3L	Houston, Texas (Clear Lake)
42	Isaac White	SS	6-1	201	Jr.	2L	Pottstown, Pa. (Malvern Prep)

Special Teams Starters Returning (2)

No.	Name	Pos.	Ht.	Wt.	Cl.	Ex.	Hometown (Last School)
46	John Hoyland	PK	5-10	196	Jr.	3L	Broomfield, Colo. (Legacy)
39	Clayton Stewart	P/Holder	6-1	215	Gr.	1L	Flower Mound, Texas (Texas State University)

Starters Lost (7)

(6 Offense, 1 Defense, 0 Special Teams)

Offensive Starters Lost (6)

No.	Name	Pos.	Ht.	Wt.	Cl.	Ex.	Hometown (Last School)
69	Eric Abojei	OT	6-5	330	Sr.	5L	New Hope, Minn. (Robbinsdale Cooper)
80	Parker Christensen	FB/TE	6-2	235	So.	3L	Sheridan, Wyo. (Sheridan)
8	Joshua Cobbs	WR	6-4	204	So.	2L	San Antonio, Texas (Wagner)
76	Emmanuel Pregnon	OG	6-6	312	RFr.	1L	Denver, Colo. (Thomas Jefferson)
2	Titus Swen	RB	5-11	206	Jr.	2L	Fort Worth, Texas (Eaton)
65	Zach Watts	OG	6-5	307	Sr.	4L	Windsor, Colo. (Windsor)

Defensive Starters Lost (1)

No.	Name	Pos.	Ht.	Wt.	Cl.	Ex.	Hometown (Last School)
4	Cam Stone	CB	5-10	188	So.	2L	Angleton, Texas (Angleton)

Special Teams Starters Lost (0)

No.	Name	Pos.	Ht.	Wt.	Cl.	Ex.	Hometown (Last School)
-----	------	------	-----	-----	-----	-----	------------------------

All positions listed are the positions started in 2022.





2023 Personnel Picture



Lettermen Returning (47)

(21 Offense, 22 Defense, 4 Special Teams)

Offensive Lettermen Returning (21)

No.	Name	Pos.	Ht.	Wt.	Cl.	Ex.	Hometown (Last School)
72	Caden Barnett	OT	6-5	310	So.	1L	Justin, Texas (Northwest)
9	Alex Brown	WR	6-4	201	Jr.	3L	Spring, Texas (Klein Collins)
12	Jayden Clemons	QB	6-1	215	Jr.	1L	Lehi, Utah (University of Utah)
19	Caleb Cooley	WR	5-7	173	Jr.	2L	Chico, Calif. (Butte C.C., Calif.)
75	Frank Crum	OT	6-7	315	Gr.	4L	Laramie, Wyo. (Laramie)
36	Caleb Driskill	FB	6-2	245	Jr.	2L	Gillette, Wyo. (Thunder Basin)
16	Gunner Gentry	WR	6-3	205	Gr.	3L	Aurora, Colo. (Grandview)
84	John Michael Gyllenborg	TE	6-5	245	So.	1L	Leawood, Kan. (Rockhurst)
21	Jeremy Hollingsworth	RB	5-9	205	Jr.	2L	Longmont, Colo. (Skyline)
7	D.Q. James	RB	5-7	170	So.	1L	Lancaster, Texas (Lancaster)
20	Ryan Marquez	WR/Holder	6-1	204	Gr.	3L	Arvada, Colo. (Pomona)
3	Dawaian McNeely	RB	6-2	213	Jr.	3L	Ceres, Calif. (Central Catholic)
86	Nick Miles	TE	6-5	257	Jr.	2L	Parker, Colo. (Chaparral)
88	Colin O'Brien	TE	6-6	245	Sr.	2L	Mission Viejo, Calif. (Saddleback C.C., Calif.)
6	Andrew Peasley	QB	6-2	218	Gr.	1L	La Grande, Ore. (Utah State)
83	Will Pelissier	WR	6-3	205	Jr.	2L	Big Horn, Wyo. (Big Horn)
22	Sam Scott	RB	6-2	230	So.	1L	Omaha, Neb. (Skutt Catholic)
77	Nofoafia Tulafono	C	6-2	320	Jr.	3L	Victorville, Calif. (Oak Hills)
79	Jack Walsh	OG/OT	6-3	314	So.	1L	Palatine, Ill. (Fremd)
81	Treyton Welch	TE	6-3	241	Gr.	4L	Buffalo, Minn. (Buffalo)
11	Wyatt Wieland	WR	6-1	205	Gr.	3L	Colorado Springs, Colo. (Pine Creek)

Defensive Lettermen Returning (22)

No.	Name	Pos.	Ht.	Wt.	Cl.	Ex.	Hometown (Last School)
96	Jordan Bertagnole	DT	6-4	290	Jr.	3L	Casper, Wyo. (Natrona County)
2	Wrook Brown	N	5-11	188	So.	1L	Salado, Texas (Salado)
25	Cole DeMarzo	LB	6-4	235	So.	1L	Hilton Head, S.C. (Michigan State University)
31	Wyett Ekeler	FS	5-11	204	Jr.	2L	Windsor, Colo. (Windsor)
63	Ben Florentine	NT	6-1	273	So.	1L	Anaheim, Calif. (Servite)
28	Easton Gibbs	LB	6-2	230	Jr.	3L	Temecula, Calif. (Temecula Valley)
94	Cole Godbout	NT	6-4	290	Gr.	4L	Hudson, Wis. (Hudson)
5	Deron Harrell	CB	6-2	180	Gr.	1L	Denver, Colo. (University of Wisconsin)
93	DeVonne Harris	DE	6-4	230	Jr.	3L	Big Lake, Minn. (Big Lake)
54	Sabastian Harsh	DE	6-3	235	So.	1L	Scottsbluff, Neb. (Scottsbluff)
7D	Jakorey Hawkins	CB	5-11	185	Sr.	1L	Montgomery, Ala. (Ole Miss)
90	Gavin Meyer	NT	6-4	282	Jr.	3L	Franklin, Wis. (Franklin)
95	Caleb Robinson	DT	6-2	295	Jr.	3L	Omaha, Neb. (Burke)
33	Connor Shay	LB	6-2	230	Jr.	2L	Danville, Calif. (Monte Vista)
34	Braden Siders	DE	6-3	241	So.	1L	Thornton, Colo. (Ralston Valley)
55	Kevin Sjogren	DE	6-5	240	RFr.	1L	Palisade, Colo. (Palisade)
43	Shae Suiaunoa	LB	6-3	230	Jr.	3L	Houston, Texas (Clear Lake)
45	Read Sunn	LB/LS	6-2	225	So.	2L	Wasilla, Alaska (Christ School, N.C.)
49	Nic Talich	LB	6-0	221	So.	1L	Cody, Wyo. (Cody)
6D	Kolbey Taylor	CB	6-4	190	So.	1L	Houston, Texas (Pasadena Memorial)
42	Isaac White	SS	6-1	201	Jr.	2L	Pottstown, Pa. (Malvern Prep)
44	Micah Young	LB	6-2	210	So.	1L	San Antonio, Texas (Southside)

Special Teams Lettermen Returning (4)

No.	Name	Pos.	Ht.	Wt.	Cl.	Ex.	Hometown (Last School)
27	Ralph Fawaz	P	6-1	200	Jr.	1L	Cache, Okla. (Cache)
46	John Hoyland	PK	5-10	196	Jr.	3L	Broomfield, Colo. (Legacy)
39	Clayton Stewart	P/Holder	6-1	215	Gr.	1L	Flower Mound, Texas (Texas State University)
52	Carson York	LS	6-1	200	So.	1L	McKinney, Texas (Rock Hill)

All positions listed are 2023 projected positions.





2023 Personnel Picture



Lettermen Lost (17)

(11 offense, 6 defense, 0 special teams)

Offensive Lettermen Lost (11)

No.	Name	Pos.	Ht.	Wt.	Cl.	Ex.	Hometown (Last School)
69	Eric Abojei	OT	6-5	330	Sr.	5L	New Hope, Minn. (Robbinsdale Cooper)
80	Parker Christensen	FB/TE	6-2	235	So.	3L	Sheridan, Wyo. (Sheridan)
8	Joshua Cobbs	WR	6-4	204	So.	2L	San Antonio, Texas (Wagner)
13	Hank Gibbs	QB/Holder	6-5	237	RFr.	1L	Fayetteville, Ark. (Fayetteville)
18	Tyrese Grant	WR	6-0	185	So.	1L	Daingerfield, Texas (Daingerfield)
71	Carlos Harrison	OT	6-4	295	So.	1L	Carlsbad, Calif. (Carlsbad)
60	Marco Machado	C	6-4	301	Sr.	3L	Waco, Neb. (Nebraska Lutheran)
82	Jackson Marcotte	TE	6-7	263	Sr.	3L	Mt. Carmel, Ill. (Mt. Carmel)
76	Emmanuel Pregon	OG	6-6	312	RFr.	1L	Denver, Colo. (Thomas Jefferson)
2	Titus Swen	RB	5-11	206	Jr.	2L	Fort Worth, Texas (Eaton)
65	Zach Watts	OG	6-5	307	Sr.	4L	Windsor, Colo. (Windsor)

Defensive Lettermen Lost (6)

No.	Name	Pos.	Ht.	Wt.	Cl.	Ex.	Hometown (Last School)
55D	Ethan Drewes	DT	6-3	278	Jr.	1L	Longmont, Colo. (University of Northern Colorado)
2	Keonte Ginton	N	6-0	190	So.	2L	Bakersfield, Calif. (Bakersfield Christian)
29	Mathew Posas	CB	5-8	170	So.	1L	Madera, Calif. (Madera South)
4	Cam Stone	CB	5-10	188	So.	2L	Angleton, Texas (Angleton)
14	Miles Williams	SS	6-1	196	Sr.	5L	Oxnard, Calif. (Pacifica)
34	Tommy Wroblewski	SS/LS	6-2	203	So.	1L	Saint Paul, Neb. (Saint Paul)

Special Teams Lettermen Lost (0)

No.	Name	Pos.	Ht.	Wt.	Cl.	Ex.	Hometown (Last School)
None							

All positions listed are the positions played in 2022.





2023 Personnel Picture



Other Returning Players (28) (15 offense, 13 defense, 0 special teams)

Redshirts and Squadmen Returning on Offense (15)

No.	Name	Pos.	Ht.	Wt.	Cl.	Ex.	Hometown (Last School)
25D	Mitchell Anderson	RB	5-8	185	So.	SQ	Folsom, Calif. (Folsom)
24D	Charlie Coenen	WR	6-0	196	RFr.	RS	Chanhassen, Minn. (Chanhassen)
70	Rex Johnsen	OG	6-5	302	RFr.	RS	Logan, Iowa (Logan-Magnolia)
78	Wes King	OG	6-5	301	RFr.	RS	Appleton, Wis. (Appleton North)
85	Chase Locke	WR	6-3	203	Jr.	SQ	San Antonio, Texas (USC)
35	Kimball Madsen	FB	6-1	228	So.	SQ	Mountain View, Wyo. (Mountain View)
23	Caleb Merritt	WR	5-11	187	RFr.	RS	St. Louis, Mo. (John Burroughs)
26	L.J. Richardson	RB	6-1	230	RFr.	RS	Bellevue, Neb. (Bellevue West)
57	Luke Sandy	C/OG	6-2	291	RFr.	RS	Elizabeth, Colo. (Legend)
8	Jaylen Sargent	WR	6-2	185	So.	SQ	Logan, Utah (Logan)
74	Forrest Scheel	OT	6-7	295	RFr.	RS	Cambridge, Minn. (Iowa Central C.C., Iowa)
87	Isaac Schoenfeld	TE	6-5	255	RFr.	RS	Rock Springs, Wyo. (Rock Springs)
66	Ethan Shipp	OG	6-4	301	So.	SQ	Bakersfield, Calif. (Garces Memorial)
17	Evan Svoboda	QB	6-5	245	So.	SQ	Mesa, Ariz. (Snow C.C., Utah)
61	JJ Uphold	OT	6-5	290	So.	SQ	Bakersfield, Calif. (Garces Memorial)

Redshirts and Squadmen Returning on Defense (13)

No.	Name	Pos.	Ht.	Wt.	Cl.	Ex.	Hometown (Last School)
8D	Buck Coors	FS	5-11	191	So.	SQ	Loveland, Colo. (Resurrection Christian)
99	Keelan Cox	DE	6-5	236	So.	SQ	Missouri City, Texas (University of Alabama)
11D	Josh Dixon	CB	5-11	170	RFr.	RS	McKinney, Texas (McKinney)
41	Cayden Hawkins	LB	6-3	214	RFr.	RS	Highlands Ranch, Colo. (Valor Christian)
3	Andrew Johnson	SS	6-1	193	So.	SQ	Cheyenne, Wyo. (Central)
22D	Jovan Marsh	N	5-11	194	So.	SQ	Robbins, Ill. (Marist)
21D	Koa McIntyre	SS	6-0	212	RFr.	RS	Fremont, Neb. (Archbishop Bergan Catholic)
29	Isaac Sell	CB	5-10	194	So.	SQ	Laramie, Wyo. (Laramie)
24	Malique Singleton	N	6-0	191	RFr.	RS	East Anchorage, Alaska (Grandview, Colo.)
15	TJ Urban	SS	6-1	205	RFr.	RS	Omaha, Neb. (Millard South)
37	Brenndan Warady	FS	5-11	190	So.	SQ	Rancho Santa Margarita, Calif. (Mission Viejo)
40	Tyce Westland	DE	6-5	235	So.	SQ	Pleasanton, Neb. (Pleasanton)
91	Jaden Williams	DT	6-4	281	RFr.	RS	Inglewood, Calif. (Campbell Hall)

Redshirts and Squadmen Returning on Special Teams (0)

No.	Name	Pos.	Ht.	Wt.	Cl.	Ex.	Hometown (Last School)
-----	------	------	-----	-----	-----	-----	------------------------

All positions listed are 2023 projected positions.





2023 Personnel Picture



2023 First-Year Transfers (11)

(7 offense, 4 defense, 0 special teams)

Transfers on Offense (7)

No.	Name	Pos.	Ht.	Wt.	Cl.	Ex.	Hometown (Last School)
5D	Ayir Asante	WR	6-0	178	Jr.	TR	Franklin Township, N.J. (Holy Cross)
2D	Devin Boddie Jr.	WR	5-11	175	Jr.	TR	Memphis, Tenn. (Vanderbilt)
80	Justin Erb	TE	6-2	230	So.	JC	Wakefield, Neb. (Iowa Western C.C., Iowa)
32	Jamari Ferrell	RB	5-8	200	Jr.	JC	Mission Viejo, Calif. (Saddleback C.C., Calif.)
53	Dante Gavito	OL	6-3	291	So.	TR	Fort Lupton, Colo. (Fort Lewis College)
15	Carson May	QB	6-4	214	RFr.	TR	Jones, Okla. (Iowa)
4	Harrison Waylee	RB	5-10	200	Jr.	TR	Johnston, Iowa (Northern Illinois University)

Transfers on Defense (4)

No.	Name	Pos.	Ht.	Wt.	Cl.	Ex.	Hometown (Last School)
32	Jevon Davis	FS	6-0	206	So.	TR	Casper, Wyo. (Black Hills State)
9D	Tyrecus Davis	CB	5-10	183	Jr.	JC	Greenville, Texas (Navarro C.C., Texas)
59	Ethan Day	DE	6-4	245	So.	JC	Copperopolis, Calif. (Modesto C.C., Calif.)
26D	Daylen Wilson	CB	5-11	183	Jr.	TR	Pasadena, Calif. (Cal Lutheran)

All positions listed are 2023 projected positions.

2023 High School Signing Class, Including Walk-ons (31)

(14 Offense, 16 Defense, 1 Special Teams)

High School Signees on Offense (14)

No.	Name	Pos.	Ht.	Wt.	Cl.	Ex.	Hometown (Last School)
18	Kaden Anderson	QB	6-4	221	Fr.	HS	Southlake, Texas (Southlake Carroll)
69	Abraham Bangoura	OL	6-5	276	Fr.	HS	Laramie, Wyo. (Laramie)
82	Bricen Brantley	WR	6-3	166	Fr.	HS	Houston, Texas (Ailef Taylor)
13	Gage Brook	QB	6-4	219	Fr.	HS	Fort Collins, Colo. (Rocky Mountain)
71	Jake Davies	OT	6-7	265	Fr.	HS	Yorkville, Ill. (Yorkville)
65	Nathan Geiger	OL	6-5	264	Fr.	HS	Highlands Ranch, Colo. (Thunder Ridge)
76	Quinn Grovesteen-Matchey	OT	6-6	293	Fr.	HS	Evansville, Wis. (Evansville)
30	Tyler Jacklich	RB	6-3	197	Fr.	HS	Modesto, Calif. (Central Catholic)
41D	Kayden LaFramboise	WR	6-4	201	Fr.	HS	Gillette, Wyo. (Thunder Basin)
40D	Cooper Mailand	FB/TE	6-2	216	Fr.	HS	Dallas, Texas (Parish Episcopal)
64	Brandt Rice	OL	6-5	276	Fr.	HS	Wausau, Wis. (West)
14	Justin Stevenson	WR	6-1	186	Fr.	HS	Katy, Texas (Paetow)
63D	Kuba Tyszk	OL	6-6	300	Fr.	HS	Norridge, Ill. (Ridgewood)
60	Wyatt Walters	OL	6-4	308	Fr.	HS	Aurora, Colo. (Grandview)

High School Signees on Defense (16)

No.	Name	Pos.	Ht.	Wt.	Cl.	Ex.	Hometown (Last School)
13D	Ian Bell	CB	6-1	180	Fr.	HS	La Verne, Calif. (Damien)
12D	Chauncey Carter	CB	6-0	189	Fr.	HS	Garland, Texas (Garland)
68	Cody Crawford	DT	6-1	290	Fr.	HS	Casper, Wyo. (Natrona County)
92	Dante Drake	DT	6-3	267	Fr.	HS	Robinson, Texas (Robinson)
50	Jaxon Galica	DE	6-5	229	Fr.	HS	Oshkosh, Wis. (Oshkosh West)
14D	Naz Hill	CB	6-3	171	Fr.	HS	Kankakee, Ill. (Kankakee)
51	Brady Hultman	LB	6-1	213	Fr.	HS	Saint Charles, Mo. (Francis Howell)
18D	Keany Parks	CB	6-1	168	Fr.	HS	Kenosha, Wis. (Bradford)
20D	Lafai Purcell	S	5-11	155	Fr.	HS	Frederick, Colo. (Frederick)
75D	Lucas Samsula	DT	6-4	287	Fr.	HS	Plano, Texas (Plano West)
23D	Jones Thomas	S	6-2	189	Fr.	HS	Fort Collins, Colo. (Poudre)
30D	Miles Tucker	S	6-0	187	Fr.	HS	Pleasanton, Calif. (Amador Valley)
58	Jordan Turnbull	DE	6-5	212	Fr.	HS	Evergreen, Colo. (Evergreen)
35D	Nikos Varelas	S	5-10	185	Fr.	HS	San Antonio, Texas (Clark)
88D	Tell Wade	DE	6-3	250	Fr.	HS	Wray, Colo. (Wray)
98	Jayden Williams	DT	6-3	290	Fr.	HS	Bryan, Texas (Rudder)

High School Signees on Special Teams (1)

No.	Name	Pos.	Ht.	Wt.	Cl.	Ex.	Hometown (Last School)
47	Erik Sandvik	PK	6-1	155	Fr.	HS	Steamboat Springs, Colo. (Steamboat Springs)

All positions listed are 2023 projected positions.





2023 Wyoming Cowboys by Class and State



Graduates (9)

Frank Crum	OT
Gunner Gentry	WR
Cole Godbout	NT
Deron Harrell	CB
Ryan Marquez	WR/Holder
Andrew Peasley	QB
Clayton Stewart	P
Treyton Welch	TE
Wyatt Wieland	WR

Seniors (2)

Jakorey Hawkins	CB
Colin O'Brien	TE

Juniors (27)

Ayir Asante	WR
Jordan Bertagnole	DT
Devin Boddie Jr.	WR
Alex Brown	WR
Jayden Clemons	QB
Caleb Cooley	WR
Tyrecus Davis	CB
Caleb Driskill	FB
Wyett Ekeler	FS
Ralph Fawaz	P
Jamari Ferrell	RB
Easton Gibbs	LB
DeVonne Harris	DE
Jeremy Hollingsworth	RB
John Hoyland	PK
Chase Locke	WR
Dawaiian McNeely	RB
Gavin Meyer	NT
Nick Miles	TE
Will Pelissier	WR
Caleb Robinson	DT
Connor Shay	LB
Shae Suiaunoa	LB
Nofoafia Tulafono	C
Harrison Waylee	RB
Isaac White	SS
Daylen Wilson	CB

Sophomores (32)

Mitchell Anderson	RB
Caden Barnett	OT
Wrook Brown	N
Buck Coors	FS
Keelan Cox	DE
Jevon Davis	FS
Ethan Day	DE
Justin Erb	TE
Cole DeMarzo	LB
Ben Florentine	NT
Dante Gavito	OL
John Michael Gyllenborg	TE
Sabastian Harsh	DE
D.Q. James	RB
Andrew Johnson	SS
Kimball Madsen	FB
Jovan Marsh	N
Jaylen Sargent	WR
Sam Scott	RB
Isaac Sell	CB
Ethan Shipp	OG
Braden Siders	DE
Read Sunn	LB/LS
Evan Svoboda	QB
Nic Talich	LB
Kolbey Taylor	CB
JJ Uphold	OT
Jack Walsh	OG/OT
Brenndan Warady	FS
Tyce Westland	DE
Carson York	LS
Micah Young	LB

Redshirt Freshmen (16)

Charlie Coenen	WR
Josh Dixon	CB
Cayden Hawkins	LB
Rex Johnsen	OG
Wes King	OG
Carson May	QB
Koa McIntyre	SS
Caleb Merritt	WR
LJ Richardson	RB
Luke Sandy	C/OG
Forrest Scheel	OT
Isaac Schoenfeld	TE
Malique Singleton	N
Kevin Sjogren	DE
TJ Urban	SS
Jaden Williams	DT

Freshmen (31)

Kaden Anderson	QB
Abraham Bangoura	OL
Ian Bell	CB
Bricen Brantley	WR
Gage Brook	QB
Chauncey Carter	CB
Cody Crawford	DT
Jake Davies	OT
Dante Drake	DT
Jaxon Galica	DE
Nathan Geiger	OL
Quinn Grovesteen-Matchey	OT
Naz Hill	CB
Brady Hultman	LB
Tyler Jacklich	RB
Kayden LaFramboise	WR
Cooper Mailand	FB/TE
Keany Parks	CB
Lafai Purcell	S
Brandt Rice	OL
Lucas Samsula	DT
Erik Sandvik	PK
Justin Stevenson	WR
Jones Thomas	S
Miles Tucker	S
Jordan Turnbull	DE
Kuba Tyszk	OL
Nikos Varelas	S
Tell Wade	DE
Wyatt Walters	OL
Jayden Williams	DT

Alabama (1)

Jakorey Hawkins	CB
-----------------	----

Alaska (2)

Malique Singleton	N
Read Sunn	LB/LS

Arizona (1)

Evan Svoboda	QB
--------------	----

California (18)

Mitchell Anderson	RB
Ian Bell	CB
Caleb Cooley	WR
Ethan Day	DE
Jamari Ferrell	RB
Ben Florentine	NT
Easton Gibbs	LB
Tyler Jacklich	RB
Dawaiian McNeely	RB
Colin O'Brien	TE
Connor Shay	LB
Ethan Shipp	OG
Nofoafia Tulafono	C
Miles Tucker	S
JJ Uphold	OT
Brenndan Warady	FS
Jaden Williams	DT
Daylen Wilson	CB

Colorado (22)

Gage Brook	QB
Buck Coors	FS
Wyett Ekeler	FS
Dante Gavito	OL
Nathan Geiger	OL
Gunner Gentry	WR
Deron Harrell	CB
Cayden Hawkins	LB
Jeremy Hollingsworth	RB
John Hoyland	PK
Ryan Marquez	WR/Holder
Nick Miles	TE
Lafai Purcell	S
Erik Sandvik	PK
Luke Sandy	C/OG
Braden Siders	DE
Kevin Sjogren	DE
Jones Thomas	S
Jordan Turnbull	DE
Tell Wade	DE
Wyatt Walters	OL
Wyatt Wieland	WR

Illinois (5)

Jake Davies	OT
Naz Hill	CB
Jovan Marsh	N
Kuba Tyszk	OL
Jack Walsh	OG/OT

Iowa (2)

Rex Johnsen	OG
Harrison Waylee	RB

Kansas (1)

John Michael Gyllenborg	TE
-------------------------	----

Minnesota (4)

Charlie Coenen	WR
DeVonne Harris	DE
Forrest Scheel	OT
Treyton Welch	TE

Missouri (2)

Brady Hultman	LB
Caleb Merritt	WR

Nebraska (8)

Justin Erb	TE
Sabastian Harsh	DE
Koa McIntyre	SS
LJ Richardson	RB
Caleb Robinson	DT
Sam Scott	RB
TJ Urban	SS
Tyce Westland	DE

New Jersey (1)

Ayir Asante	WR
-------------	----

Oklahoma (2)

Ralph Fawaz	P
Carson May	QB

Oregon (1)

Andrew Peasley	QB
----------------	----

Pennsylvania (1)

Isaac White	SS
-------------	----

South Carolina (1)

Cole DeMarzo	LB
--------------	----

Tennessee (1)

Devin Boddie Jr.	WR
------------------	----

Texas (22)

Kaden Anderson	QB
Caden Barnett	OT
Bricen Brantley	WR
Alex Brown	WR
Wrook Brown	N
Chauncey Carter	CB
Keelan Cox	DE
Tyrecus Davis	CB
Josh Dixon	CB
Dante Drake	DT
D.Q. James	RB
Chase Locke	WR
Cooper Mailand	FB/TE
Lucas Samsula	DT
Justin Stevenson	WR
Clayton Stewart	P
Shae Suiaunoa	LB
Kolbey Taylor	CB
Nikos Varelas	S
Jayden Williams	DT
Carson York	LS
Micah Young	LB

Utah (2)

Jayden Clemons	QB
Jaylen Sargent	WR

Wisconsin (7)

Jaxon Galica	DE
Cole Godbout	NT
Quinn Grovesteen-Matchey	OT
Wes King	OG
Gavin Meyer	NT
Keany Parks	CB
Brandt Rice	OL

Wyoming (13)

Abraham Bangoura	OL
Jordan Bertagnole	DT
Cody Crawford	DT
Frank Crum	OT
Jevon Davis	FS
Caleb Driskill	FB
Andrew Johnson	SS
Kayden LaFramboise	WR
Kimball Madsen	FB
Will Pelissier	WR
Isaac Schoenfeld	TE
Isaac Sell	CB
Nic Talich	LB





Texas Tech Fast Facts

Location: Lubbock, Texas
Enrollment: 40,322
Founded: 1923
Athletic Director: Kirby Hocutt
Colors: Scarlet and Black
Nickname: Red Raiders
Conference: Big 12
Stadium: Jones AT&T Stadium
Capacity: 60,454
Surface: FieldTurf

Series Record vs. Texas Tech

The 2023 Meeting Will be the: 6th
Overall Series Record: UW leads 3-2
Series Began: Sept. 24, 1938
UW Record in Laramie: 1-0
UW Record in Lubbock: 1-2
UW Record at Neutral Sites: 1-0
UW Head Coach Craig Bohl vs.: 0-0
Longest UW Win Streak: 3 (1956-91)
Longest TTU Win Streak: 1 (1992-Pres.)
Largest UW Margin of Victory: 7 (1956)
Largest TTU Margin of Victory: 35 (1938)
Most Points Scored by UW: 32 (1992)
Most Points Scored by TTU: 49 (1992)

Date	Score	Site
9/12/92	L, 32-49	A
9/21/91	W, 22-17	H
11/12/60	W, 10-7	A
1/2/56	W, 21-14	N
9/24/38	L, 0-35	A

About Texas Tech: Texas Tech heads to Laramie to open the season ranked No. 24 in the coaches poll after recording a 8-5 record last year. The Red Raiders return 17 starts with 11 on offense and six on defense.

Quarterback Tyler Shough was named to the 2023 Maxwell Award preseason watch list. Shough finished his 2022 campaign with 1,304 passing yards and seven touchdowns on 106-of-177 passing (59.9 percent). He is completing 63.9 percent of his passes (288-of-451) for his career as he's totaled 3,879 passing yards and 29 touchdowns between his first three seasons at Oregon and his last two as a Red Raider.

Six of the top six tacklers from last season's team are not with the Red Raiders this season. Jaylon Hutchings is a preseason All-Big 12 pick and recorded 50 tackles last season in the interior of the defensive line. He also added 5.5 tackles for loss and 1.5 sacks on the season.

Head Coach Joey McGuire : The 17th head coach in program history, McGuire led the Red Raiders to their best season in more than a decade in 2022 with an 8-5 record.

McGuire pushed the Red Raiders to their 40th bowl appearance in program history after a 7-5 regular season that saw Texas Tech defeat both Texas and Oklahoma for the first time in program history, record five Big 12 wins for the first time since 2009 and finish 6-1 at home for the first time since that same year. The Red Raiders followed with a memorable 42-25 victory over Ole Miss in the TaxAct Texas Bowl, closing the season with four-straight victories for the first time since 1995.

Texas Tech's early success should come at little surprise as McGuire previously helped build a winning program at Baylor following a stellar 14-year run at Cedar Hill High School in the Dallas-Fort Worth Metroplex. McGuire, a 2020 inductee into the Texas High School Coaches Association Hall of Honor and a 2022 member of the Texas High School Football Hall of Fame, was named the 17th head coach in program history by Director of Athletics Kirby Hocutt on Nov. 9, 2021.

McGuire, a native of Crowley in the Dallas-Fort Worth metroplex, created one of the most memorable turnaround stories in Texas high school football history during his 14 seasons leading Cedar Hill. The Longhorns not only won at a high level under McGuire, but they transformed into one of the state's most dominant programs with its first state title in 2006 and then back-to-back state crowns in 2013 and 2014.

Pokes' Overtime History: Wyoming has played 19 overtime games in its history. The most recent overtime game the Cowboys played was at the Barstool Sports Arizona Bowl. The Cowboys were defeated by Ohio by a score of 30-27. Wyoming has played five overtime games at home in War Memorial Stadium. Three of Wyoming's 19 overtime games have been played on neutral sites. The other 11 overtime games have been played on the road.

Date	Opponent, Result	Wyoming Record	Site
9/7/96	at Iowa State, W 41-38 (1ot)	1-0	Away
12/7/96	vs. BYU, L 25-28 (1ot) #	1-1	Neutral
10/17/98	at UNLV, W 28-25 (1ot)	2-1	Away
11/2/02	at UNLV, L 48-49 (1ot)	2-2	Away
11/6/04	at UNLV, W 53-45 (3ot)	3-2	Away
9/9/06	at Virginia, L 12-13 (1ot)	3-3	Away
9/30/06	at Syracuse, L 34-40 (2ot)	3-4	Away
12/19/09	vs. Fresno State, W 35-28 (2ot) *	4-4	Neutral
9/22/12	at Idaho, W 40-37 (1ot)	5-4	Away
10/6/12	at Nevada, L 28-35 (1ot)	5-5	Away
11/23/13	vs. Hawai'i, W 59-56 (1ot)	6-5	Home
10/18/14	vs. San Jose State, L 20-27 (1ot)	6-6	Home
9/3/16	vs. Northern Illinois, W 40-34 (3ot)	7-6	Home
11/12/16	at UNLV, L 66-69 (3ot)	7-7	Away
9/23/17	vs. Hawai'i, W 28-21 (1ot)	8-7	Home
11/9/19	at Boise State, L 17-20 (1ot)	8-8	Away
10/24/20	at Nevada, L 34-37 (1ot)	8-9	Away
9/3/22	vs. Tulsa, W 40-37 (2ot)	9-9	Home
12/30/22	vs. Ohio, L 30-27(1ot)	9-10	Neutral

#The overtime game versus BYU was played in the 1996 Western Athletic Conference Championship Game in Las Vegas, Nev.

*The overtime game vs. Fresno State was in the 2009 New Mexico Bowl in Albuquerque





BY THE NUMBERS



Wyoming Cowboys

Head Coach:	Craig Bohl (Nebraska '79)
Overall Record:	156-88 (.639), 21st season
Record at Wyoming:	52-56 (.481), 10th season
Conference Record:	81-62 (.566), 21st season
Coach vs. Opponent:	0-0

2022 Team Statistics

2022 Offensive Team Statistics	WYO	Opp.
Points Scored Per Game	21.2	23.9
Yards Rushing Per Game	181.4	153.5
Yards Passing Per Game	132.2	217.0
Yards Total Offense Per Game	313.6	370.5
First Downs Per Game	16.0	19.6
Third Down Conversions/Attempts	61-175	73-191
Third Down Conversion Percentage	35%	38%
Average Time of Possession	29:06	30:54

2022 Defensive Team Statistics	WYO	Opp.
Total Sacks By	37	19
Sack yardage	219	147
Interceptions	6	12
Interception Yardage	16	109

2022 Special Team Statistics	WYO	Opp.
Net Punting Average	36.3	41.2
Punt Return Average	4.0	10.9
Kickoff Return Average	20.6	22.6
Field Goals Made/Attempted	22-25	16-29
Field Goal Percentage	.880	.551

2022 Miscellaneous Statistics	WYO	Opp.
Avg. No. of Penalties Per Game	4.3	5.2
Yards Penalties Per Game	37.5	48.8
Fumbles-Lost	10-4	16-8

2022 Individual Statistical Leaders

2022 Rushing Leaders	Total Att.	Net Gain	Avg./ Rush	Avg./ Game	TD
#30 Dawaiian McNeely	63	356	5.7	35.6	1
#7 D.Q. James	40	346	8.7	38.4	0

2022 Passing Leaders	Comp. -Att.	Comp %	Total Yards	Avg./ Game	Int./ TD
#6 Andrew Peasley	144-275	52.4	1574	131.2	9/10
#12 Caden Clemons	12-29	41.4	145	36.3	3/1

2022 Receiving Leaders	Rec.	Total Yards	Avg./ Rec.	Avg./ Game	TD
#11 Wyatt Wieland	23	299	13.0	23.0	1
#81 Treyton Welch	22	308	14.0	25.7	5

2022 Leading Tacklers	Solo Tackles	Assisted Tackles	Total Tackles	Avg
#28 Easton Gibbs	64	57	121	9.3
#43 Shae Suiaunoa	43	30	73	5.6

2023 Wyoming Schedule/Results 0-0, 0-0 in the Mountain West Conference)

Date	Opponent	Time (M.T.)	Results	TV
Sept. 2	Texas Tech		5:30 p.m.	CBS
Sept. 9	Portland State		2 p.m.	MWN
Sept. 16	at Texas		6 p.m.	Longhorn
Sept. 23	App State		5 p.m.	CBSSN
Sept. 30	New Mexico *		2 p.m.	MWN
Oct. 7	Fresno State *		TBA	Fox Networks
Oct. 14	at Air Force *		5 p.m.	CBSSN
Oct. 28	at Boise State *		TBA	Fox Networks
Nov. 3	Colorado State *		6 p.m.	CBSSN
Nov. 10	at UNLV *		8:45 p.m.	FS1
Nov. 18	Hawai'i *		Noon	Spectrum
Nov. 25	at Nevada		7 p.m.	CBSSN

*Indicates Mountain West Conference games

Texas Tech Red Raiders

Head Coach:	Joey McGuire (UT Arlington)
Overall Record:	8-5 (.615), 2nd Season
Record at Current School:	Same
Conference Record:	5-4 (.555), 2nd Season
Coach vs. Opponent:	0-0

2022 Team Statistics

2022 Offensive Team Statistics	TTU	Opp.
Points Scored Per Game	34.2	29.2
Yards Rushing Per Game	159.4	168.8
Yards Passing Per Game	302.0	256.8
Yards Total Offense Per Game	461.4	425.5
First Downs Per Game	26.5	20.5
Third Down Conversions/Attempts	78-211	78-202
Third Down Conversion Percentage	37%	39%
Average Time of Possession	29:36	29:57

2022 Defensive Team Statistics	TTU	Opp.
Total Sacks By	31	41
Sack yardage	180	255
Interceptions	10	18
Interception Yardage	47	271

2022 Special Team Statistics	TTU	Opp.
Net Punting Average	40.1	38.2
Punt Return Average	6.5	15.7
Kickoff Return Average	22.7	16.0
Field Goals Made/Attempted	21-26	22-28
Field Goal Percentage	.807	.786

2022 Miscellaneous Statistics	TTU	Opp.
Avg. No. of Penalties Per Game	5.7	6.2
Yards Penalties Per Game	44.3	57.1
Fumbles-Lost	20-7	13-9

2022 Individual Statistical Leaders

2022 Rushing Leaders	Total Att.	Net Gain	Avg./ Rush	Avg./ Game	TD
#28 Tahj Brooks	147	691	4.7	53.2	7
#4 SaRodorick Thompson	139	684	4.9	52.6	7

2022 Passing Leaders	Comp. -Att.	Pct.	Total Yards	Avg./ Game	Int./ TD
#7 Donovan Smith	146-221	66.1	1505	125.4	8/12
#12 Tyler Shough	106-177	59.9	1304	186.3	4/7

2022 Receiving Leaders	Rec.	Total Yards	Avg./ Rec.	Avg./ Game	TD
#9 Jerand Bradley	51	744	14.6	62.0	6
#1 Myles Price	51	513	10.1	46.6	2

2022 Leading Tacklers	Solo Tackles	Assisted Tackles	Total Tackles	Avg
#1 Krishon Merriweather	70	42	112	8.6
#6 Kosi eldridge	60	31	91	7.0

2023 Texas Tech Schedule/Results (0-0 overall, 0-0 in Big 12)

Date	Opponent	Time (M.T.)	Results
Sept. 2	at Wyoming		5:30 p.m.
Sept. 9	Oregon		5 p.m.
Sept. 16	Tarleton State		5 p.m.
Sept. 23	at West Virginia*		TBA
Sept. 30	Houston *		TBA
Oct. 7	at Baylor *		TBA
Oct. 14	Kansas State *		TBA
Oct. 21	at BYU *		TBA
Nov. 2	TCU *		5 p.m.
Nov. 11	at Kansas *		TBA
Nov. 18	UCF *		TBA
Nov. 24	at Texas *		5:30 p.m.

*Indicates Big 12 Conference games



COWBOY NOTES



Cowboys in the 2022 Mountain West and NCAA Statistical Rankings:

Below are where the Wyoming Cowboys ranked during the 2022 season

Statistic	National Rank	Conference Rank	Value			
3rd Down Conversion Pct (130 ranked)	104	6	0.349	Washington	0.568	Fresno St. 0.458
3rd Down Conversion Pct Defense (130 ranked)	64	8	0.384	Marshall	0.235	Air Force 0.279
4th Down Conversion Pct (130 ranked)	127	11	0.286	Georgia	0.867	San Diego St. 0.750
4th Down Conversion Pct Defense (130 ranked)	86	6	0.556	Louisville	0.190	San Diego St. 0.308
Blocked Kicks (72 ranked)	36	3	2	Central Mich. Notre Dame	7	Utah St. 4
Blocked Kicks Allowed (129 ranked)	74	6	2	31 teams tied	0	Colorado St. 0
Blocked Punts (31 ranked)	31	5	1	Notre Dame	7	Utah St. 3
Blocked Punts Allowed (128 ranked)	109	11	2	63 teams tied	0	4 teams tied 0
Completion Percentage (130 ranked)	123	11	0.513	Oregon	0.713	Fresno St. 0.710
Defensive TDs (67 ranked)	33	2	2	Iowa Western Ky.	6	UNLV 4
Fewest Penalties (129 ranked)	11	2	56	Minnesota Navy Oklahoma St.	46	Air Force 51
Fewest Penalties Per Game (129 ranked)	9	2	4.31	Minnesota Oklahoma St.	3.54	Air Force 3.92
Fewest Penalty Yards (130 ranked)	12	2	488	Navy	376	Air Force 386
Fewest Penalty Yards Per Game (130 ranked)	11	2	37.54	Air Force	29.69	Air Force 29.69
First Downs Defense (130 ranked)	62	9	255	Air Force	168	Air Force 168
First Downs Offense (130 ranked)	116	8	208	Georgia	375	Fresno St. 309
Fumbles Lost (130 ranked)	9	2	4	5 teams tied	2	San Jose St. 2
Fumbles Recovered (130 ranked)	50	2	8	Duke	16	New Mexico 9
Kickoff Return Defense (130 ranked)	105	12	22.63	Missouri	13.64	San Jose St. 15.41
Kickoff Returns (130 ranked)	56	5	20.60	Mississippi St.	27.83	Boise St. 22.52
Net Punting (130 ranked)	79	5	37.64	Michigan St.	45.53	San Diego St. 41.87
Passes Had Intercepted (130 ranked)	84	9	12	Air Force	2	Air Force 2
Passes Intercepted (130 ranked)	111	12	6	Illinois	24	UNLV Boise St. 15
Passing Offense (130 ranked)	124	10	132.2	Washington	369.8	San Jose St. 272.5
Passing Yards Allowed (130 ranked)	50	8	217.0	Texas A&M	156.2	Air Force 159.1
Passing Yards per Completion (130 ranked)	105	9	11.02	Air Force	22.34	Air Force 22.34
Punt Return Defense (130 ranked)	106	10	10.92	Rutgers	-1.38	Air Force 3.11
Punt Returns (130 ranked)	118	10	4.00	Duke Fresno St.	19.92	Fresno St. 19.92
Red Zone Defense (130 ranked)	83	8	0.851	Oregon St.	0.667	San Diego St. 0.690
Red Zone Offense (130 ranked)	14	1	0.906	Georgia	0.976	Wyoming 0.906
Rushing Defense (130 ranked)	72	6	153.5	Georgia	77.1	Air Force 95.3
Rushing Offense (130 ranked)	43	3	181.4	Air Force	326.7	Air Force 326.7
Sacks Allowed (130 ranked)	30	3	1.46	Oregon	0.38	Air Force 0.92
Scoring Defense (130 ranked)	46	6	23.9	Illinois	12.8	Air Force 13.4
Scoring Offense (130 ranked)	109	8	21.2	Tennessee	46.1	Fresno St. 30.6
Tackles for Loss Allowed (130 ranked)	25	3	4.46	Washington	2.38	Air Force 3.77
Team Passing Efficiency (130 ranked)	125	11	102.86	Tennessee	181.39	Air Force 161.31
Team Passing Efficiency Defense (130 ranked)	53	6	126.71	Illinois	92.64	Boise St. 109.70
Team Sacks (130 ranked)	20	2	2.85	Louisville	3.85	San Jose St. 3.25
Team Tackles for Loss (130 ranked)	71	7	5.6	Liberty	9.3	Utah St. 7.2
Time of Possession (130 ranked)	79	6	29:06	Air Force	36:33	Air Force 36:33
Total Defense (130 ranked)	56	8	370.5	Air Force	254.4	Air Force 254.4
Total Offense (130 ranked)	118	9	313.6	Tennessee	525.5	Fresno St. 402.8
Turnover Margin (130 ranked)	79	8	-0.15	Southern California	1.57	San Jose St. 0.92
Turnovers Gained (130 ranked)	104	11	14	Illinois Western Ky.	32	UNLV 21
Turnovers Lost (130 ranked)	38	6	16	East Carolina Southern California	7	San Jose St. 9
Winning Percentage (127 ranked)	56	5	0.538	Georgia	1.000	Air Force 0.769



BY THE NUMBERS



Cowboys in the 2022 Mountain West and NCAA Statistical Rankings:

Below are where the Wyoming Cowboys ranked during the 2022 season

Statistic	Player	National Rank	Conference Rank	Value	National Leader	Value	Conference Leader	Value
All Purpose (200 ranked)	Titus Swen	84	9	95.58	Zach Charbonnet, UCLA	168.00	Brad Roberts, Air Force	133.62
Blocked Kicks (6 ranked)					5 players tied		3 Ike Larsen, Utah St.	3
Combined Kick Returns (200 ranked)	Cameron Stone Wyatt Wieland	163 178	15 16	155 145	Johnnie Lang, Arkansas St.	973	Nikko Remigio, Fresno St.	739
Completion Percentage (112 ranked)	Andrew Peasley	107	9	0.524	Clay Millen, Colorado St.	0.722	Clay Millen, Colorado St.	0.722
Completions Per Game (100 ranked)	Andrew Peasley	99	7	12.00	Will Rogers, Mississippi St.	31.92	Chevan Cordeiro, San Jose St.	21.58
Field Goal Percentage (112 ranked)	John Hoyland	18	2	0.880	Joshua Karty, Stanford	1.000	Daniel Gutierrez, UNLV	0.947
Field Goals Per Game (137 ranked)	John Hoyland	7	1	1.69	Christopher Dunn, NC State	2.15	John Hoyland, Wyoming	1.69
Forced Fumbles (13 ranked)					D'Anthony Jones, Houston Tavius Robinson, Ole Miss	0.38 0.38	Adam Plant Jr., UNLV	0.27
Fumbles Recovered (22 ranked)					Jackson Mitchell, UConn	5	Jamie Nance, Utah St. Dom Peterson, Nevada	3 3
Interceptions Per Game (136 ranked)					Marcus Fuqua, Buffalo Decorian Patterson, Middle Tenn.	0.5 0.5	Bentlee Sanders, Nevada	0.4
Kickoff Return TDs (2 ranked)					Jaylin Lucas, Indiana	2	Christian Washington, New Mexico Terrell Vaughn, Utah St. Jordan Byrd, San Diego St.	1 1 1
Kickoff Returns (63 ranked)					Lideatrick Griffin, Mississippi St.	32.3	Christian Washington, New Mexico	26.7
Passes Defended (24 ranked)					Quinyon Mitchell, Toledo	1.7		
Passing Efficiency (112 ranked)	Andrew Peasley	109	8	105.9	C.J. Stroud, Ohio St.	177.7	Clay Millen, Colorado St.	149.8
Passing TDs (163 ranked)	Andrew Peasley	102	7	10	Caleb Williams, Southern California	42	Chevan Cordeiro, San Jose St.	23
Passing Yards (130 ranked)	Andrew Peasley	103	8	1,574	Austin Reed, Western Ky.	4,746	Chevan Cordeiro, San Jose St.	3,251
Passing Yards Per Game (130 ranked)	Andrew Peasley	101	8	131.2	Michael Penix Jr., Washington	357.0	Chevan Cordeiro, San Jose St.	270.9
Passing Yards per Completion (112 ranked)	Andrew Peasley	94	8	10.93	Austin Aune, North Texas	15.29	Jalen Mayden, San Diego St.	14.40
Points Responsible For (192 ranked)	John Hoyland	137	7	94	Caleb Williams, Southern California	312	Chevan Cordeiro, San Jose St.	194
Points Responsible For Per Game (196 ranked)	John Hoyland	157	9	7.2	Caleb Williams, Southern California	22.3	Chevan Cordeiro, San Jose St.	16.2
Punt Return TDs (6 ranked)	Ryan Marquez	6	2	1	5 players tied	2	Nikko Remigio, Fresno St.	2
Punt Returns (43 ranked)					Anthony Gould, Oregon St.	18.3	Jordan Byrd, San Diego St.	6.6
Punting (85 ranked)	Clayton Stewart	33	3	43.8	Bryce Baringer, Michigan St.	49.0	Jack Browning, San Diego St.	46.1
Receiving TDs (182 ranked)	Treyton Welch	126	4	5	Nathaniel Dell, Houston	17	Elijah Cooks, San Jose St.	10
Receiving Yards (200 ranked)					Nathaniel Dell, Houston	1,398	Tory Horton, Colorado St.	1,131
Receiving Yards Per Game (199 ranked)					Rashee Rice, SMU	112.9	Tory Horton, Colorado St.	94.2
Receptions Per Game (198 ranked)					Xavier Hutchinson, Iowa St.	8.9	Jalen Moreno-Cropper, Fresno St.	5.9
Rush Yards Per Carry (146 ranked)	Titus Swen	63	5	5.02	DeWayne McBride, UAB	7.35	Ashton Jeanty, Boise St.	5.26
Rushing TDs (181 ranked)	Titus Swen	87	10	8	Israel Abanikanda, Pittsburgh Mohamed Ibrahim, Minnesota	20 20	Jordan Mims, Fresno St.	18
Rushing Yards (199 ranked)	Titus Swen	37	5	1,039	Brad Roberts, Air Force	1,728	Brad Roberts, Air Force	1,728
Rushing Yards Per Game (200 ranked)	Titus Swen	33	5	86.6	DeWayne McBride, UAB	155.7	Brad Roberts, Air Force	132.9
Sacks (148 ranked)	DeVonne Harris Oluwaseyi Omotosho Braden Siders Jordan Bertagnole	45 50 66 77	8 9 12 13	0.62 0.59 0.54 0.50	Jose Ramirez, Eastern Mich. Nick Herbig, Wisconsin	1.00 1.00	David Perales, Fresno St.	0.82
Scoring (198 ranked)	John Hoyland	59	5	7.2	Israel Abanikanda, Pittsburgh	11.6	Jonah Dalmas, Boise St.	8.4
Solo Tackles (26 ranked)					Shaun Dolac, Buffalo	7.5	Bentlee Sanders, Nevada	5.5
Tackles For Loss (20 ranked)					Durrell Johnson, Liberty	2.1	Viliami Fehoko, San Jose St.	1.6
Total Interceptions (43 ranked)					Marcus Fuqua, Buffalo Decorian Patterson, Middle Tenn.	7 7	Cameron Lockridge, Fresno St. Bentlee Sanders, Nevada	5 5
Total Offense (200 ranked)	Andrew Peasley Titus Swen	99 150	8 15	159.4 86.6	Michael Penix Jr., Washington	364.1	Chevan Cordeiro, San Jose St.	293.0
Total Points Scored (145 ranked)	John Hoyland	51	4	94	Jake Moody, Michigan	147	Jonah Dalmas, Boise St.	117
Total Tackles (493 ranked)	Easton Gibbs Shae Suiaunoa Wyett Ekeler Isaac White Jordan Bertagnole	23 290 379 400 489	3 23 32 35 45	9.3 5.6 5.2 5.1 4.6	Jason Henderson, Old Dominion	15.5	Austin Ajiake, UNLV	11.0
Total Touchdowns (144 ranked)	Titus Swen	144	13	8	Israel Abanikanda, Pittsburgh Tyjae Spears, Tulane	21 21	Jordan Mims, Fresno St.	19
Yards per Pass Attempt (112 ranked)	Andrew Peasley	106	9	5.72	Hendon Hooker, Tennessee	9.53	Jalen Mayden, San Diego St.	8.57
Yards per Reception (200 ranked)					Lavel Davis Jr., Virginia	23.19	Tyrell Shavers, San Diego St.	16.92



SEASON-CAREER



SEASON

CAREER

Rushing	gp	att	gain	loss	net	avg	td	lg	avg/g	gp	att	gain	loss	net	avg	td	lg	avg/g
Swen, Titus	12	207	1094	55	1039	5.0	8	83	86.6	33	406	2259	86	2173	5.4	16	98	65.8
McNeely,Dawaiia	10	63	367	11	356	5.7	1	61	35.6	26	94	542	18	524	5.6	2	61	20.2
James, D.Q.	9	40	355	9	346	8.6	0	74	38.4	9	40	355	9	346	8.6	0	74	38.4
Peasley, Andrew	12	82	495	153	342	4.2	2	61	28.5	12	82	495	153	342	4.2	2	61	28.5
Braasch, Joseph	8	29	95	4	91	3.1	0	11	11.4	8	29	95	4	91	3.1	0	11	11.4
Clemons, Jayden	5	15	69	1	68	4.5	1	14	13.6	5	15	69	1	68	4.5	1	14	13.6
Vaughn, Jordon	1	16	68	1	67	4.2	2	17	67.0	1	16	68	1	67	4.2	2	17	67.0
Pelissier, Will	9	6	38	0	38	6.3	0	18	4.2	20	6	38	0	38	6.3	0	18	1.9
Wieland, Wyatt	13	6	26	7	19	3.2	2	9	1.5	37	6	26	7	19	3.2	2	9	0.5
Marquez, Ryan	13	3	14	2	12	4.0	0	8	0.9	29	3	14	2	12	4.0	0	8	0.4
Scott, Sam	12	3	11	0	11	3.7	0	6	0.9	12	3	11	0	11	3.7	0	6	0.9
Stewart, Clayto	13	1	0	12	-12	-12.0	0	0	-0.9	13	1	0	12	-12	-12.0	0	0	-0.9
TEAM	13	9	0	16	-16	-1.8	0	0	-1.2									
Total	13	480	2632	271	2361	4.9	16	83	181.6									
Opponents	13	467	2289	294	1995	4.3	17	70	153.5									

Passing	gp	effic	comp-att-int	pct	yds	td	lg	avg/g	gp	effic	comp-att-int	pct	yds	td	lg	avg/g
Peasley, Andrew	12	105.51	144-276-9	52.2	1574	10	51	131.2	12	105.51	144-276-9	52.2	1574	10	51	131.2
Clemons, Jayden	5	74.07	12-29-3	41.4	145	1	32	29.0	5	74.07	12-29-3	41.4	145	1	32	29.0
Total	13	102.52	156-305-12	51.1	1719	11	51	132.2								
Opponents	13	126.74	260-432-6	60.2	2819	19	68	216.8								

Receiving	gp	no.	yds	avg	td	lg	avg/g	gp	no.	yds	avg	td	lg	avg/g
Cobbs, Joshua	12	35	407	11.6	2	51	33.9	23	60	652	10.9	3	51	28.3
Wieland, Wyatt	13	23	299	13.0	1	39	23.0	37	27	359	13.3	1	39	9.7
Welch, Treyton	12	22	308	14.0	5	47	25.7	37	46	566	12.3	7	47	15.3
Christensen, P.	11	19	169	8.9	1	29	15.4	28	34	324	9.5	1	29	11.6
Swen, Titus	12	14	108	7.7	0	43	9.0	33	23	184	8.0	0	43	5.6
Pelissier, Will	9	8	101	12.6	1	48	11.2	20	8	101	12.6	1	48	5.1
Brown, Alex	11	6	69	11.5	1	32	6.3	25	9	102	11.3	1	32	4.1
Marquez, Ryan	13	5	44	8.8	0	13	3.4	29	5	44	8.8	0	13	1.5
James, D.Q.	9	5	44	8.8	0	23	4.9	9	5	44	8.8	0	23	4.9
O'Brien, Colin	8	4	83	20.8	0	46	10.4	19	6	110	18.3	0	46	5.8
Braasch, Joseph	8	4	25	6.2	0	8	3.1	8	4	25	6.2	0	8	3.1
Gyllenborg, Joh	12	3	21	7.0	0	10	1.8	12	3	21	7.0	0	10	1.8
Marcotte, Jacks	11	3	11	3.7	0	7	1.0	11	3	11	3.7	0	7	1.0
Sargent, Jalen	3	2	12	6.0	0	7	4.0	3	2	12	6.0	0	7	4.0
Miles, Nick	11	1	11	11.0	0	11	1.0	22	1	11	11.0	0	11	0.5
Merritt, Caleb	1	1	6	6.0	0	6	6.0	1	1	6	6.0	0	6	6.0
Driskill, Caleb	11	1	1	1.0	0	1	0.1	21	1	1	1.0	0	1	0.0
Total	13	156	1719	11.0	11	51	132.2							
Opponents	13	260	2819	10.8	19	68	216.8							

Total Offense	g	plays	rush	pass	total	avg/g	g	plays	rush	pass	total	avg/g
Peasley, Andrew	12	358	342	1574	1916	159.7	12	358	342	1574	1916	159.7
Swen, Titus	12	207	1039	0	1039	86.6	33	406	2173	0	2173	65.8
McNeely,Dawaiia	10	63	356	0	356	35.6	26	94	524	0	524	20.2
James, D.Q.	9	40	346	0	346	38.4	9	40	346	0	346	38.4
Clemons, Jayden	5	44	68	145	213	42.6	5	44	68	145	213	42.6
Braasch, Joseph	8	29	91	0	91	11.4	8	29	91	0	91	11.4
Vaughn, Jordon	1	16	67	0	67	67.0	1	16	67	0	67	67.0
Pelissier, Will	9	6	38	0	38	4.2	20	6	38	0	38	1.9
Wieland, Wyatt	13	6	19	0	19	1.5	37	6	19	0	19	0.5
Marquez, Ryan	13	3	12	0	12	0.9	29	3	12	0	12	0.4
Scott, Sam	12	3	11	0	11	0.9	12	3	11	0	11	0.9
Stewart, Clayto	13	1	-12	0	-12	-0.9	13	1	-12	0	-12	-0.9
TEAM	13	9	-16	0	-16	-1.2						
Total	13	785	2361	1719	4080	313.8						
Opponents	13	899	1995	2819	4814	370.3						



SEASON-CAREER



SEASON

CAREER

Scoring	td	fg	PAT				dxdp	saf	pts	td	fg	PAT				dxdp	saf	pts
			kick	rush	rcv	pass						kick	rush	rcv	pass			
Hoyland, John	-	0-25	28-28	-	-	-	-	-	28	-	45-53	84-84	-	-	-	-	-	219
Total	-	0-25	28-28	-	-	-	-	-	276									
Opponents	-	0-29	35-35	-	-	-	-	-	311									

Punt Returns	no.	yds	avg	td	lg		no.	yds	avg	td	lg
Marquez, Ryan	0	18	0.0	1	9		0	18	0.0	1	9
Stone, Cameron	0	1	0.0	0	1		0	1	0.0	0	1
Cooley, Caleb	0	10	0.0	0	10		0	19	0.0	0	10
Total	0	29	0.0	1	10						
Opponents	0	284	0.0	1	72						

Kick Returns	no.	yds	avg	td	lg		no.	yds	avg	td	lg
Stone, Cameron	7	154	22.0	0	37		12	354	29.5	1	99
Wieland, Wyatt	6	145	24.2	0	29		7	168	24.0	0	29
Young, Micah	1	10	10.0	0	10		1	10	10.0	0	10
Miles, Nick	1	0	0.0	0	0		2	6	3.0	0	6
Total	15	309	20.6	0	37						
Opponents	30	679	22.6	0	50						

Interceptions	no.	yds	avg	td	lg		no.	yds	avg	td	lg
Stone, Cameron	2	38	19.0	1	38		2	38	19.0	1	38
Ekeler, Wyatt	1	-2	-2.0	0	0		1	-2	-2.0	0	0
Hawkins, Jakore	1	0	0.0	0	0		1	0	0.0	0	0
Suiaunoa, Shae	1	18	18.0	0	18		1	18	18.0	0	18
Harrell, Deron	1	0	0.0	0	0		1	0	0.0	0	0
Total	6	54	9.0	1	38						
Opponents	12	109	9.1	0	40						

Fumble Returns	no.	yds	avg	td	lg		no.	yds	avg	td	lg
Total	0	0	0.0	0	0						
Opponents	0	0	0.0	0	0						





SEASON-CAREER



SEASON

CAREER

All Purpose	g	rush	rcv	pr	kr	ir	total	avg/g	g	rush	rcv	pr
Swen, Titus	12	1039	108	0	0	0	1147	95.6	33	2173	184	0
Wieland, Wyatt	13	19	299	0	145	0	463	35.6	37	19	359	0
Cobbs, Joshua	12	0	407	0	0	0	407	33.9	23	0	652	0
James, D.Q.	9	346	44	0	0	0	390	43.3	9	346	44	0
McNeely, Dawaiia	10	356	0	0	0	0	356	35.6	26	524	0	0
Peasley, Andrew	12	342	0	0	0	0	342	28.5	12	342	0	0
Welch, Treyton	12	0	308	0	0	0	308	25.7	37	0	566	0
Stone, Cameron	11	0	0	1	154	38	193	17.5	28	0	0	1
Christensen, P.	11	0	169	0	0	0	169	15.4	28	5	324	0
Pelissier, Will	9	38	101	0	0	0	139	15.4	20	38	101	0
Braasch, Joseph	8	91	25	0	0	0	116	14.5	8	91	25	0
O'Brien, Colin	8	0	83	0	0	0	83	10.4	19	0	110	0
Marquez, Ryan	13	12	44	18	0	0	74	5.7	29	12	44	18
Brown, Alex	11	0	69	0	0	0	69	6.3	25	0	102	0
Clemons, Jayden	5	68	0	0	0	0	68	13.6	5	68	0	0
Vaughn, Jordon	1	67	0	0	0	0	67	67.0	1	67	0	0
Gyllenborg, Joh	12	0	21	0	0	0	21	1.8	12	0	21	0
Suiaunoa, Shae	13	0	0	0	0	18	18	1.4	32	0	0	0
Sargent, Jalen	3	0	12	0	0	0	12	4.0	3	0	12	0
Marcotte, Jacks	11	0	11	0	0	0	11	1.0	11	0	11	0
Scott, Sam	12	11	0	0	0	0	11	0.9	12	11	0	0
Miles, Nick	11	0	11	0	0	0	11	1.0	22	0	11	0
Cooley, Caleb	3	0	0	10	0	0	10	3.3	16	0	0	19
Young, Micah	12	0	0	0	10	0	10	0.8	12	0	0	0
Merritt, Caleb	1	0	6	0	0	0	6	6.0	1	0	6	0
Driskill, Caleb	11	0	1	0	0	0	1	0.1	21	0	1	0
Ekeler, Wyatt	13	0	0	0	0	-2	-2	-0.2	24	0	0	0
Stewart, Clayto	13	-12	0	0	0	0	-12	-0.9	13	-12	0	0
TEAM	13	-16	0	0	0	0	-16	-1.2				
Total	13	2361	1719	29	309	54	4472	344.0				
Opponents	13	1995	2819	284	679	109	5886	452.8				

Field Goals	att	good	long	blkd	att	good	long	blkd
Hoyland, John	25	22	0	0	53	45	42	0
Total	25	22	0	0				
Opponents	29	16	0	0				

Punting	no.	yds	avg	lg	blk	no.	yds	avg	lg	blk
Stewart, Clayto	76	3350	44.1	67	0	76	3350	44.1	67	0
TEAM	2	113	56.5	88	0					
Total	78	3463	44.4	88	0					
Opponents	67	2932	43.8	63	0					

Kickoffs	no.	yds	avg	tb	ob	no.	yds	avg	tb	ob
Hoyland, John	63	3958	62.8	28	2	129	7919	61.4	57	4
Total	63	3958	62.8	28	2					
Opponents	62	3912	63.1	39	3					





SEASON-CAREER



SEASON

CAREER

##	Defensive Leaders	gp	ua	a	total	tfl	sack	int	pbu	fr	ff	blk	gp	ua	a	total	tfl
28	Gibbs, Easton	13	64	57	121	0.0	.	.	1	.	1	.	33	136	117	253	2.5
43	Suiaunoa, Shae	13	43	30	73	0.0	.	1	2	.	.	.	32	46	39	85	0.0
31	Ekeler, Wyatt	13	44	23	67	0.0	.	1	7	.	1	.	24	49	24	73	0.0
42	White, Isaac	13	46	19	65	0.0	.	.	3	.	.	.	26	72	27	99	0.0
93	Harris, DeVonne	13	30	26	56	0.0	.	.	1	.	.	.	25	32	28	60	0.0
96	Bertagnole, J.	11	25	26	51	0.0	2	.	30	55	65	120	6.5
44	Omoshosh, O.	11	27	19	46	0.0	1	.	11	27	19	46	0.0
8S	Siders, Braden	13	35	9	44	0.0	.	.	1	.	.	.	13	35	9	44	0.0
90	Meyer, Gavin	13	20	20	40	0.0	1	.	22	22	21	43	0.0
23	Brown, Wrook	13	24	13	37	0.0	.	.	3	.	.	.	13	24	13	37	0.0
4	Stone, Cameron	11	23	12	35	0.0	.	2	10	.	1	.	28	32	13	45	0.0
94	Godbout, Cole	7	18	15	33	0.0	.	.	1	.	.	.	38	90	77	167	10.0
7D	Hawkins, Jakore	12	23	7	30	0.0	.	1	8	.	.	.	12	23	7	30	0.0
2D	Glinton, Keonte	6	19	7	26	0.0	.	.	4	.	.	.	18	28	8	36	0.0
25	DeMarzo, Cole	13	9	15	24	0.0	13	9	15	24	0.0
14	Williams, Miles	13	13	6	19	0.0	.	.	2	.	1	.	44	26	11	37	0.0
5D	Harrell, Deron	10	13	6	19	0.0	.	1	2	.	.	.	10	13	6	19	0.0
95	Robinson, Caleb	13	7	7	14	0.0	25	19	15	34	0.5
45	Sunn, Read	13	3	5	8	0.0	19	3	5	8	0.0
20	Marquez, Ryan	13	7	1	8	0.0	29	7	1	8	0.0
36	Driskill, Caleb	11	4	2	6	0.0	1	.	21	5	4	9	0.0
29	Posas, Matt	12	3	1	4	0.0	12	3	1	4	0.0
11	Wieland, Wyatt	13	4	.	4	0.0	37	6	.	6	0.0
6D	Taylor, Kolbey	9	3	.	3	0.0	9	3	.	3	0.0
33	Shay, Connor	12	.	3	3	0.0	24	1	5	6	0.0
8D	Coors, Buck	5	2	1	3	0.0	8	2	1	3	0.0
80	Christensen, P.	11	3	.	3	0.0	28	4	2	6	0.0
84	Gyllenborg, Joh	12	1	2	3	0.0	12	1	2	3	0.0
5Y	Young, Micah	12	3	.	3	0.0	12	3	.	3	0.0
22	Braasch, Joseph	8	2	1	3	0.0	8	2	1	3	0.0
76	Pregon, Emmanu	4	2	.	2	0.0	4	2	.	2	0.0
8	Cobbs, Joshua	12	2	.	2	0.0	23	2	.	2	0.0
32	Scott, Sam	12	1	1	2	0.0	12	1	1	2	0.0
91	Williams, Jaden	2	1	1	2	0.0	2	1	1	2	0.0
52	York, Carson	13	1	1	2	0.0	13	1	1	2	0.0
TM	TEAM	13	2	.	2	0.0
83	Pelissier, Will	9	2	.	2	0.0	20	2	.	2	0.0
2M	Marsh, Jovan	2	1	.	1	0.0	2	1	.	1	0.0
72	Barnett, Caden	11	1	.	1	0.0	11	1	.	1	0.0
63	Florentine, Ben	2	1	.	1	0.0	2	1	.	1	0.0
81	Welch, Treyton	12	1	.	1	0.0	37	1	.	1	0.0
39	Stewart, Clayto	13	1	.	1	0.0	13	1	.	1	0.0
46	Hoyland, John	13	1	.	1	0.0	32	1	.	1	0.0
88	O'Brien, Colin	8	.	.	.	0.0	19	.	.	.	0.0
	Total	13	535	336	871	0	36	6	45	.	9	.					
	Opponents	13	418	350	768	0	19	12	44	.	7	.					





Game-by-Game Rushing

2022 GBG Rushing (Att-Yds-TD)

	Total	Illinois	TULSA	UNC	AFA	BYU	SJSU	UNM	USU	HAWAII	CSU	BSU	FSU	Ohio
McNeely,Dawaiia	63-356/1	DNP	6-26/0	14-48/0	7-42/0	5-33/0	4-5/0	12-62/0	-	4-81/1	6-21/0	5-38/0	DNP	DNP
James, D.Q. RB	40-346/0	2--1/0	2-9/0	3-12/0	DNP	-	2-3/0	1-0/0	10-120/0	14-179/0	6-24/0	DNP	DNP	DNP
Peasley, Andrew QB	82-342/2	8-76/0	10-45/0	3--12/0	5-36/0	5-9/0	7-74/0	6-9/0	6-29/0	14-71/2	3--9/0	DNP	4-5/0	11-9/0
Clemons, Jayden QB	15-68/1	DNP	DNP	-	DNP	DNP	1-0/0	DNP	DNP	DNP	5-32/1	7-26/0	DNP	2-10/0
Pelissier, Will WR	6-38/0	-	2-19/0	-	1-1/0	-	DNP	DNP	1-13/0	1-4/0	1-1/0	-	DNP	DNP
Wieland, Wyatt WR	6-19/2	-	-	-	-	3-6/1	-	1-4/0	-	-	-	1-2/1	1-7/0	-
Marquez, Ryan WR	3-12/0	-	-	-	1-6/0	1--2/0	-	-	-	-	-	-	-	1-8/0
Scott, Sam	3-11/0	-	DNP	-	-	-	-	-	-	-	-	-	-	3-11/0

2021 GBG Rushing (Att-Yds-TD)

	Total	MSU	NIU	BaST	UCONN	AFA	FSU	UNM	SJSU	CSU	BSU	USU	HH	Kent
McNeely,Dawaiia	17-113/1	DNP	DNP	6-48/1	1--1/0	1--1/0	-	-	1-11/0	3-24/0	DNP	5-32/0	DNP	-
Hollingsworth,J	1-2/0	DNP	-	1-2/0	DNP	-	DNP	DNP	-	DNP	DNP	DNP	- DNP	-
Grant,Tyrese	2--11/0	DNP	1--11/0	DNP	DNP	-	DNP	DNP	DNP	1-0/0	DNP	-	DNP	DNP

2020 GBG Rushing

(Att-Yds-TD)

	Total	Nevada	Hawaii	CSU	UNLV	UNM	BSU
MCNEELY, D. RB	14-55/0	DNP	-	-	13-54/0	1-1/0	-
BERRUP, Gavin QB	5-27/0	DNP	DNP	DNP	DNP	1-38/0	4--11/0
CHRISTENSEN, P. TE	1-5/0	-	-	-	-	1-5/0	-





Game-by-Game Receiving

2022 Receiving GBG (Att-Yds-TD)

	Total	Illinos	Tulsa	UNC	AFA	BYU	SJSU	UNM	USU	Hawaii	CSU	BSU	FSU	Ohio
Welch, Treyton TE	22-308/5	1-4/0	1-1/0	-	1-14/1	2-23/1	2-25/0	4-87/2	3-39/0	2-16/0	1-8/0	-	DNP	5-91/1
Wieland, Wyatt WR	23-299/1	-	2-20/0	5-53/0	2-33/0	2-27/0	2-44/1	1-14/0	6-94/0	-	-	-	1-4/0	2-10/0
Pelissier, Will WR	8-101/1	1-5/0	3-67/1	-	3-21/0	1-8/0	DNP	DNP	-	-	-	-	DNP	DNP
O'Brien, Colin TE	4-83/0	DNP	DNP	DNP	DNP	-	-	1-6/0	1-46/0	-	-	DNP	2-31/0	-
Brown, Alex WR	6-69/1	-	DNP	1-4/0	1-5/0	-	-	-	-	-	1-32/1	-	DNP	3-28/0
Marquez, Ryan WR	5-44/0	-	-	-	1-6/0	-	-	-	-	-	-	-	-	4-38/0
James, D.Q. RB	5-44/0	-	2-34/0	2-8/0	DNP	-	-	-	-	1-2/0	-	DNP	DNP	DNP
Gyllenborg, Joh	3-21/0	-	DNP	-	-	-	-	-	-	-	-	-	3-21/0	-
Sargent, Jalen WR	2-12/0	DNP	DNP	DNP	DNP	DNP	-	DNP	DNP	DNP	DNP	DNP	-	2-12/0
Marcotte, Jacks	3-11/0	-	DNP	DNP	-	-	1-0/0	-	1-4/0	-	-	-	1-7/0	-
Miles, Nick TE	1-11/0	-	DNP	-	-	-	-	-	DNP	-	-	-	1-11/0	-
Merritt, Caleb WR	1-6/0	DNP	DNP	DNP	DNP	DNP	DNP	DNP	DNP	DNP	DNP	DNP	DNP	1-6/0
Driskill, Caleb FB	1-1/0	DNP	-	-	-	DNP	-	-	-	-	-	-	-	1-1/0

2021 Receiving GBG (Att-Yds-TD)

	Total	MSU	NIU	BaSt	UCONN	AFA	FSU	UNM	SJSU	CSU	BSU	USU	HAWAII	Kent
Wieland, Wyatt WR	20-285/1	-	2-20/0	5-53/0	2-33/0	2-27/0	2-44/1	1-14/0	6-94/0	-	-	-	-	-
Welch, Treyton TE	16-209/4	1-4/0	1-1/0	-	1-14/1	2-23/1	2-25/0	4-87/2	3-39/0	2-16/0	-	-	-	-
Pelissier, Will WR	8-101/1	1-5/0	3-67/1	-	3-21/0	1-8/0	DNP	DNP	-	-	-	-	-	-
O'Brien, Colin TE	2-52/0	DNP	DNP	DNP	DNP	-	DNP	1-6/0	1-46/0	-	-	-	-	-
James, D.Q. RB	5-44/0	-	2-34/0	2-8/0	DNP	-	-	-	-	1-2/0	-	-	-	-
Brown, Alex WR	2-9/0	-	DNP	1-4/0	1-5/0	-	-	-	-	-	-	-	-	-
Marquez, Ryan WR	1-6/0	-	-	-	1-6/0	-	-	-	-	-	-	-	-	-

2020 Receiving GBG (Att-Yds-TD)

	Total	Nevada	Hawaii	CSU	UNLV	UNM	BSU
WELCH, Treyton TE	5-95/0	1-24/0	-	2-55/0	-	2-16/0	-
GENTRY, Gunner WR	2-28/1	2-28/1	-	DNP	DNP	DNP	-

2019 Receiving GBG (Att-Yds-TD)

	Total	Mizzou	TXST	Idaho	Tulsa	UNLV	SDSU	UNM	Nevada	BSU	USU	CSU	AFA	GSU
GENTRY, Gunner	6-130/0	-	1-44/0	-	1-13/0	-	1-45/0	-	-	1-14/0	2-14/0	-	-	-





Game-by-Game Passing

2022

#6 Andrew Peasley

	Att	Comp	Int	Pct	Yards	TD	Long	Sack	Yds	Effic
Illinois	20	5	1	25.0	30	0	9	0	0	27.6
Tulsa	30	20	0	66.7	256	2	51	0	0	160.3
Northern Colo.	30	19	0	63.3	144	0	26	2	0	103.7
Air Force	23	18	1	78.3	162	1	29	0	0	143.1
BYU	27	14	0	51.9	154	2	31	2	0	124.2
San Jose St.	20	6	1	30.0	85	2	38	2	0	88.7
New Mexico	21	10	0	47.6	174	2	47	1	0	148.6
Utah St.	26	13	0	50.0	199	0	46	2	0	114.3
Hawaii	15	7	2	46.7	76	0	25	3	0	62.6
Colorado St.	4	2	1	50.0	4	0	9	2	0	8.4
Fresno State	29	12	2	41.4	104	0	17	1	0	57.7
Ohio	30	18	1	60.0	186	1	31	4	0	116.4
TOTALS	276	144	9	52.2	1574	10	51	19	0	105.5

2022

#12 Jaden Clemons

	Att	Comp	Int	Pct	Yards	TD	Long	Sack	Yds	Effic
San Jose St.	2	2	0	100.0	25	0	25	0	0	205.0
Colorado St.	11	7	0	63.6	90	1	32	0	0	162.4
Boise St.	16	3	3	18.8	30	0	17	0	0	-3.0
TOTALS	29	12	3	41.4	145	1	32	0	0	74.1





COWBOY STATS



2022 Game-by-Game Tackles (Solo-Assist)

	S-UA	TOTAL	Illinois	Tulsa	UNC	AFA	BYU	SJSU	UNM	USU	Hawaii	CSU	BSU	FSU	Ohio
Gibbs, Easton	64-57	121	4-5	3-5	8-1	3-3	2-1	7-4	7-6	5-4	6-1	3-10	6-5	4-8	6-4
Suiaunao, Shae	43-30	73	5-1	5-2	5-3	4-0	2-3	2-1	3-4	3-1	5-3	1-6	4-3	0-1	4-2
Ekeler, Wyatt	44-23	67	4-2	3-3	5-0	2-0	2-3	6-1	0-1	4-0	5-2	0-5	8-4	3-1	2-1
White, Isaac	46-19	65	3-0	3-0	3-0	3-1	5-2	1-2	4-0	4-2	5-1	3-6	4-4	3-1	5-0
Harris, DeVonne	30-26	56	2-4	3-1	2-1	2-1	1-1	2-1	1-3	5-2	4-0	0-4	4-5	1-0	3-3
Bertagnole, J.	25-26	51	2-1	3-2	1-0	1-5	5-2	4-1	1-2	4-5	2-1	1-6	DNP	DNP	1-1
Siders, Braden	35-9	44	2-1	1-0	0-1	6-0	2-2	2-1	4-1	2-1	2-0	1-1	3-1	4-0	6-0
Meyer, Gavin	20-20	40	1-0	3-0	2-0	1-0	1-1	2-0	2-4	1-2	1-1	1-7	1-1	2-2	2-2
Brown, Wrook	24-13	37	1-4	-	0-1	-	-	1-0	7-3	2-1	3-0	0-1	2-2	3-0	5-1
Godbout, Cole	18-15	33	3-4	2-2	1-0	4-5	4-3	3-1	DNP	DNP	DNP	DNP	DNP	DNP	1-0
Hawkins, Jakore	23-7	30	2-0	0-2	1-0	0-1	2-1	3-0	-	1-0	3-0	3-1	6-2	DNP	2-0
Glinton, Keonte	19-7	26	2-1	3-3	1-0	1-3	3-0	9-0	DNP	DNP	DNP	DNP	DNP	DNP	DNP
DeMarzo, Cole	9-15	24	3-2	0-2	0-1	1-1	-	1-2	-	-	-	1-2	1-1	0-4	2-0
Harrell, Deron	13-6	19	1-1	3-0	DNP	-	1-1	2-0	DNP	DNP	1-1	2-1	0-1	1-1	2-0
Robinson, Caleb	7-7	14	-	0-1	-	1-0	-	0-1	1-1	1-2	1-0	0-1	0-1	3-0	-
Marquez, Ryan	7-1	8	1-0	-	-	1-1	-	-	-	1-0	-	1-0	1-0	1-1	2-0
Sunn, Read	3-5	8	0-1	0-1	-	1-3	-	-	1-0	-	1-0	-	-	-	-
Young, Micah	3-0	3	-	DNP	-	-	-	1-0	1-0	-	-	-	-	-	1-0
Coors, Buck	2-1	3	DNP	DNP	DNP	DNP	DNP	DNP	DNP	DNP	1-0	-	-	0-1	1-0
Taylor, Kolbey	3-0	3	DNP	DNP	-	DNP	-	-	-	-	-	DNP	-	2-0	1-0
Shay, Connor	0-3	3	0-1	DNP	-	-	-	-	-	-	-	0-1	-	0-1	-
York, Carson	1-1	2	-	-	-	-	-	-	-	-	-	-	-	-	1-1
Williams, Jaden	1-1	2	DNP	DNP	DNP	DNP	DNP	DNP	DNP	DNP	DNP	DNP	DNP	0-1	1-0
Marsh, Jovan	1-0	1	DNP	DNP	DNP	DNP	DNP	DNP	DNP	-	1-0	DNP	DNP	DNP	DNP
Florentine, Ben	1-0	1	DNP	DNP	DNP	DNP	DNP	DNP	DNP	DNP	DNP	DNP	-	1-0	DNP

2021 Game-by-Game Tackles (Solo-Assist)

	S-UA	TOTAL	MSU	NIU	BaSt	UCONN	AFA	FSU	UNM	SJSU	CSU	BSU	USU	UH	Kent
Gibbs, Easton	51-39	90	3-1	5-5	4-4	0-2	3-2	4-1	8-3	2-2	6-5	8-4	1-0	3-3	4-7
Godbout, Cole	39-31	70	0-2	2-0	2-2	1-1	3-4	1-1	5-2	5-3	4-3	2-5	3-3	3-3	8-2
White, Isaac	26-7	33	DNP	-	-	DNP	-	-	-	3-1	4-0	3-2	2-2	8-1	6-1
Robinson, Caleb	11-6	17	DNP	DNP	-	DNP	2-1	2-1	DNP	1-1	1-3	2-0	DNP	3-0	-
Harsh, Sebastian	5-2	7	DNP	-	-	0-1	-	-	-	1-1	1-0	DNP	1-0	-	2-0
Ekeler, Wyatt	5-1	6	-	-	1-0	-	DNP	-	1-0	1-0	1-0	1-0	-	-	0-1
Harris, DeVonne	2-2	4	DNP	DNP	-	DNP	DNP	1-1	DNP	0-1	-	-	1-0	-	-
Suiaunao, Shae	1-3	4	DNP	0-2	-	DNP	-	-	-	-	0-1	DNP	1-0	-	-
Shay, Connor	1-2	3	DNP	-	-	0-1	-	-	-	-	0-1	-	-	1-0	-
Meyer, Gavin	1-0	1	DNP	-	DNP	DNP	DNP	DNP	DNP	DNP	-	DNP	-	DNP	1-0

2020 Game-by-Game Tackles (Solo-Assist)

	Total	Nevada	Hawaii	CSU	UNLV	UNM	BSU
GIBBS, Easton LB	21-21/42	4-1	1-2	3-5	0-3	5-5	8-5
BERTAGNOLE, J DL	10-21/31	3-0	3-4	0-8	0-3	1-5	3-1
GODBOUT, Cole DL	13-17/30	4-1	5-2	0-6	DNP	0-4	4-4
SUIAUNOA, Shae LB	2-6/8	1-1	-	-	-	1-4	0-1
ROBINSON, Caleb DL	1-2/3	DNP	DNP	DNP	1-1	0-1	DNP
MEYER, Gavin DL	1-1/2	DNP	DNP	DNP	1-1	-	-
EKELER, Wyatt LB	1-0/1	DNP	-	1-0	DNP	DNP	DNP
WHITE, Issac DB	0-1/1	DNP	DNP	DNP	0-1	DNP	DNP

2019 Game-by-Game Tackles (Solo-Assist)

	Total	Mizzou	TXST	Idaho	Tulsa	UNLV	SDSU	UNM	Nevada	BSU	USU	CSU	AFA	GSU
GODBOUT, Cole	20-14	34	0-2	1-1	-	0-1	3-0	2-2	3-2	3-0	2-1	2-0	1-4	2-1
SUAUNOA, Shae	0-1	1	DNP	DNP	DNP	DNP	DNP	-	DNP	DNP	DNP	-	DNP	DNP





Game-by-Game Tackles for Loss

2022 Game-By-Game Tackles for Loss (Solo-Assist)

	Total	Illinois	Tulsa	UNC	AFA	BYU	SJSU	UNM	USU	Hawaii	CSU	BSU	FSU	Ohio
BERTAGNOLE, Jordan	7.5/59	1.0/1	1.0/28				1.0/10	2.0/4			2.5/6			
GODBOUT, Cole	4.5/7	1.0/2	--	--	1.0/3	2.5/2								
SUIAUNOA, Shae	4.5/23	1.0/2	1.0/4	1.0/10	1.0/3						0.3/4			
HARRIS, DeVonne	13.0/54	1.0/2	1.0/2		1.0/2		1.0/11	1.0/3	3.0/12	3.0/11		1.0/1	1.0/10	
SIDERS, Braden	12.5/48	--	1.0/1			2.0/10	--	2.0/5	1.5/6	1.0/6		1.0/5	1.0/2	3.0/13
Gibbs, Easton	9.0/29	--	--	2.0/13	1.0/1	--	--	0.5/1	1.0/3		2.0/4	1.0/1	0.5/1	1.0/5
SUNN, Read	0.5/0	--	--	--	0.5/0									
DEMARZO, Cole	0.5/1	--	--	--	0.5/1									
Meyer, Gavin	5.0/27	--	--	--	--	0.5/4	1.0/4	2.0/11			0.5/1		1.0/7	
BROWN, WROOK	1.5/5	--	--	--	--	--	--	0.5/1	1.0/1					1.0/4
WHITE, Issac	4.0/10	--	--	--	--	--	--	--	1.5/6				0.5/0	1.0/3
Ekeler, Wyatt	1.0/1	--	--	--	--	--	--	--	1.0/1					

2021 Game-By-Game Tackles for Loss (Solo-Assist)

	Total	MSU	NIU	BaSt	UCONN	AFA	FSU	UNM	SJSU	CSU	BSU	USU	Hawaii	Kent
Bertagnole, Jordan	3.5/11	1.0/5	--						0.5/1	0.5/1	0.5/1			1.0/3
Gibbs, Easton	6.0/32	--	0.5/3	1.0/9		1.0/1	1.0/2				2.0/14		1.0/1	0.5/2
Godbout, Cole	7.0/31	--	1.0/1	0.5/1				1.0/2		1.5/9			1.0/9	2.0/9
Robinson, C.	1.0/2												1.0/2	
White, Issac	2.0/8													2.0/8

2020 Game-By-Game Tackles for Loss (Solo-Assist)

	Total	Nevada	Hawaii	CSU	UNLV	UNM	BSU
BERTAGNOLE, J DL	5-3/6.5	1.0-5	2.5-15	0.5-2	0.5-0	-	2.0-2
GODBOUT, Cole DL	4-0/4.0	2.0-3	1.0-9	-	DNP	-	1.0-3
GIBBS, Easton LB	2-1/2.5	-	-	-	0.5-1	1.0-3	1.0-2
HARRIS, D. DL	1-0/1.0	-	-	DNP	-	-	1.0-1
WHITE, Issac DB	0-1/0.5	DNP	DNP	DNP	0.5-1	DNP	DNP
ROBINSON, Caleb DL	0-1/0.5	DNP	DNP	DNP	0.5-1	-	DNP

2019 Game-By-Game Tackles for Loss (Solo-Assist)

	Total	Mizzou	TXST	Idaho	Tulsa	UNLV	SDSU	UNM	Nevada	BSU	USU	CSU	AFA	GSU
GODBOUT, Cole	5-2/6.0	-	1.0-10	-	-	1.0-1	-	1.0-1	-	1.0-2	-	2.0-2	-	-

Game-by-Game Sacks

2022 Game-by-Game Sacks (Solo-Assist)

	Total	Illinois	Tulsa	UNC	AFA	BYU	SJSU	UNM	USU	Hawaii	CSU	BSU	FSU	Ohio
SUIAUNOA, Shae	2.5/18	--	1.0/4	1.0/10							0.5/4			
BERTAGNOLE, Jord	5.5/57	--	1.0/28				1.0/10		1.0/2		2.0/16			
HARRIS, DeVonne	8.0/40	--	1.0/4		1.0/2		1.0/11	1.0/3	3.0/12				1.0/10	
SIDERS, Braden	6.0/28	--	1.0/1			0.5/3	1.0/2	1.0/2	0.5/4	1.0/6				2.0/12
Gibbs, Easton	3.0/8	--	1.0/0								1.0/3			1.0/5
Meyer, Gavin	4.0/23	--	--	--	--	0.5/4	--	2.0/11			0.5/1		1.0/7	
WHITE, Issac	0.5/3	--	--	--	--	--	--	--	0.5/3					

2021 Game-by-Game Sacks (Solo-Assist)

	Total	MSU	NIU	BaSt	UCONN	AFA	FSU	UNM	SJSU	CSU	BSU	USU	HAWAII	Kent
Godbout, Cole	5.0/26	--	1.0/1	0.5/1						1.5/9			1.0/9	1.0/6
Gibbs, Easton	2.0/21	--	--	1.0/9							1.0/12			
Jordan Bertagnole	0.5/1									0.5/1				
Issac White	1.0/3													1.0/3

2020 Game-by-Game Sacks (Solo-Assist)

	Total	Nevada	Hawaii	CSU	UNLV	UNM	BSU
BERTAGNOLE, J DL	2-1/2.5	1.0-5	1.5-11	-	-	-	-
GODBOUT, Cole DL	1-0/1.0	-	1.0-9	-	DNP	-	-

2019 Game-by-Game Sacks (Solo-Assist)

	Total	Mizzou	TXST	Idaho	Tulsa	UNLV	SDSU	UNM	Nevada	BSU	USU	CSU	AFA	GSU
GODBOUT, Cole	2-0/2.0	-	1.0-10	-	-	-	-	1.0-1	-	-	-	-	-	-





CAREER HIGHS



CAREER-HIGHS

Rushing

(Att-Yds-TD)

Name	Attempts	Yards	TD's	Long
MCNEELY	14 Northern Colorado, 2022	81 Hawai'i, 2022	1* Hawai'i, 2022	61 Hawai'i, 2022
PEASLEY	14 Hawai'i, 2022	76 Illinois, 2022	2 Hawai'i, 2022	61 San Jose State, 2022
JAMES	14 Hawai'i, 2022	179 Hawai'i, 2022	--	74 Hawai'i, 2022
PELISSIER	2 Tulsa, 2022	19 Tulsa, 2022	--	18 Tulsa, 2022
MARQUEZ	1 Air Force, 2022	6 Air Force, 2022	--	--
WIELAND	3 BYU, 2022	7 Fresno State, 2022	1* vs. Boise State, 2022	9 BYU, 2022
CLEMONS	7 vs. Boise State, 2022	32 Colorado State, 2022	1 Colorado State, 2022	14 Colorado State, 2022
Scott	3 Ohio, 2022	11 Ohio, 2022	--	6 Ohio, 2022

Receiving

(Att-Yds-TD)

Name	Catches	Yards	TDs	Long
GENTRY	2* at Nevada, 2020	45 San Diego State, 2019	1 at Nevada, 2020	45 San Diego State, 2019
WELCH	5 Ohio, 2022	87 New Mexico, 2022	2 New Mexico, 2022	47 New Mexico, 2022
BROWN	3 Ohio, 2022	19 32 Colorado State, 2022	1 Colorado State, 2022	32 Colorado State, 2022
O'Brien	2* Fresno State, 2022	46 Utah State, 2022	--	46 Utah State, 2022
Wieland	6 Utah State, 2022	94 Utah State, 2022	1 San Jose State, 2022	39 Utah State, 2022
PELISSIER	3* Air Force, 2022	67 Tulsa, 2022	1 Tulsa, 2022	48 Tulsa, 2022
JAMES	2* Northern Colorado, 2022	34 Tulsa, 2022	--	23 Tulsa, 2022
MARQUEZ	4 Ohio, 2022	38 Ohio, 2022	--	13 Ohio, 2022
Gyllenborg	3 Fresno State, 2022	21 Fresno State, 2022	--	10 Fresno State, 2022
Miles	1 Fresno State, 2022	11 Fresno State, 2022	--	11 Fresno State, 2022
Driskill	1 Ohio, 2022	1 Ohio, 2022	--	1 Ohio, 2022
Merritt	1 Ohio, 2022	6 Ohio, 2022	--	6 Ohio, 2022
Sargent	2 Ohio, 2022	12 Ohio, 2022	--	7 Ohio, 2022

Passing

(Att-Yds-TD)

Name	Completions	Attempts	Yards	TDs	Long
PEASLEY	20 Tulsa, 2022	30* Ohio, 2022	256 Tulsa, 2022	2* New Mexico, 2022	51 Tulsa, 2022
CLEMONS	7 Colorado State, 2022	16 vs. Boise State, 2022	90 Colorado State, 2022	1 Colorado State, 2022	32 Colorado State, 2022

Returns

(Att-Yds)

Punt Returns

Name	Returns	Yards	TDs	Long
COOLEY	1* Air Force	10 Illinois, 2022	--	10 Illinois, 2022

Career Kicking

Field Goals

(Made-ATT)

	Extra Points	Field Goals	Long
John Hoyland	84-84	45-53 (.849)	55 Tulsa, 2022





Tackles (Solo-Assist)

Name	Solo	Assisted	Total Tackles
GODBOUT	8 Kent State, 2022	5* Air Force, 2022	10 Kent State, 2022
WILLIAMS	5 Illinois, 2022	1* Tulsa, 2022	5* Tulsa, 2022
SUIAUNOA	5* Hawai'i, 2022	6 Colorado State, 2022	8* Hawai'i, 2022
GIBBS	8* Northern Colorado, 2022	10 Colorado State, 2022	13* Colorado State, 2022
BERTAGNOLE	5 BYU, 2022	8 at Colorado St., 2020	9 Utah State, 2022
HARRIS	5 Utah State, 2022	5* Boise State, 2022	9 Boise State, 2022
ROBINSON	3 Hawai'i, 2021	3 Fresno State, 2022	3* Fresno State, 2022
MEYER	3 Tulsa, 2022	6 Colorado State, 2022	7 Colorado State, 2022
WHITE	8 Kent State, 2021	6 Colorado State, 2022	9* Colorado State, 2022
EKELER	8 Boise State, 2022	5 Colorado State, 2022	12 Boise State, 2022
DEMARZO	3 Illinois, 2022	4 Fresno State, 2022	5 Illinois, 2022
BROWN, WROOK	7 New Mexico, 2022	4 Illinois, 2022	10 New Mexico, 2022
SIDERS	6* Ohio, 2022	1 Illinois, 2022	6* Ohio, 2022
HAWKINS	6 Boise State, 2022	2* Boise State, 2022	8 Boise State, 2022
HARRELL	3 Tulsa, 2022	1 Illinois, 2022	3* Colorado State, 2022
SUNN	1 Air Force, 2022	3 Air Force, 2022	4 Air Force, 2022
TAYLOR	2 Fresno State, 2022	--	2 Fresno State, 2022
Coors, Buck	1 Ohio, 2022	1 Fresno State, 2022	1* Ohio, 2022

Tackles for Loss (Solo-Assist)

Name	Tackles for Loss	Yards
GODBOUT	2.5 BYU, 2022	10 Texas State, 2019
BERTAGNOLE	2.5 Hawai'i, 2020	28 Tulsa, 2022
SMITH	1.0* at Colorado St., 2020	8 Hawai'i, 2020
GIBBS	2.0* Colorado State, 2022	14 Boise State, 2021
HARRIS	4.0 Utah State, 2022	12 Utah State, 2022
ROBINSON	1.0 Hawai'i, 2021	2 Hawai'i, 2021
WHITE	2.0 Kent State, 2022	8 Kent State, 2022
SUIAUNOA	1.0* Air Force, 2022	10 Northern Colorado, 2022
SIDERS	3.0 Ohio, 2022	10 BYU, 2022
DEMARZO	0.5 Air Force, 2022	1 Air Force, 2022
SUNN	0.5 Air Force, 2022	0 Air Force, 2022
MEYER	2.0 New Mexico, 2022	11 New Mexico, 2022
EKELER	1.0 Utah State, 2022	1 Utah State, 2022
Brown, Wrook	1.0 Ohio, 2022	4 Ohio, 2022

Sacks (Solo-Assist)

Name	Sacks	Yards
GODBOUT	1.5 Colorado State, 2021	10 Texas State, 2019
BERTAGNOLE	2.0 Colorado State, 2022	28 Tulsa, 2022
GIBBS	1.0* Ohio, 2022	12 Boise State, 2021
SUIAUNOA	1.0* Northern Colorado, 2022	10 Northern Colorado, 2022
HARRIS	3.0 Utah State, 2022	12 Utah State, 2022
SIDERS	2.0 Ohio, 2022	12 Ohio, 2022
Meyer	2.0 New Mexico, 2022	11 New Mexico, 2022
WHITE	0.5 Utah State, 2022	3 Utah State, 2022





Scoring

Wyoming scored...

60 points or more: 66 vs. UNLV (11/12/16)
50-59 points: 52 vs. Kent State (12/21/21)
40-49 points: 40 vs. Tulsa (9/3/22)
30-39 points: 33 vs. Northern Colorado (9/10/22)
20-29 points: 27 vs. Ohio (12/30/22)
10-19 points: 17 vs. Boise State (11/19/22)
Less than 10 points: 6 at Illinois (9/27/22)
Shutout: 0 vs. Fresno State (11/25/22)

Opponent scored...

60 points or more: 69 by UNLV (11/12/16)
50-59 points: 52 by Nebraska (9/10/16)
40-49 points: 43 by Northern Illinois (9/11/21)
30-39 points: 30 by Ohio (12/30/22)
20-29 points: 20 by Boise State (11/19/22)
10-19 points: 13 by Colorado State (11/12/22)
Less than 10 points: 7 by Hawai'i (10/30/20)
Shutout: 0 by Gardner-Webb (9/9/17)

Rushing

Wyoming Gained...

500 yards: 504 vs. Northern Colorado (11/5/49)
400 yards: 404 vs. Kent State (12/21/21)
300 yards: 365 vs. Hawai'i (10/29/22)
200 yards: 278 vs. Boise State (11/19/22)
100 yards: 105 vs. Ohio (12/30/22)
Less than 100 yards: 87 vs. Fresno State (11/25/22)
Less than 0 yards: -21 vs. Boise State (9/18/10)

Opponent Gained...

500 yards: 548 by Wisconsin (10/6/73)
400 yards: 401 by UNLV (11/12/16)
300 yards: 319 by Kent State (12/21/21)
200 yards: 201 by Ohio (12/30/22)
100 yards: 114 by Fresno State (11/25/22)
Less than 100 yards: 15 by Northern Colorado (9/10/22)
Less than 0 yards: -9 by NMSU (8/25/18)

Passing

Wyoming Gained...

500 yards: Never (School record of 499 vs. Houston, 1987)
400 yards: 498 vs. Hawai'i (11/23/12)
300 yards: 321 vs. Colorado State (11/5/20)
200 yards: 256 vs. Tulsa (9/3/22)
100 yards: 186 vs. Ohio (12/30/22)
Less than 100 yards: 30 vs. Boise State (11/19/22)

Opponent Gained...

500 yards: 587 by Idaho (8/31/96)
400 yards: 460 by Tulsa (9/3/22)
300 yards: 314 by San Jose State (10/1/22)
200 yards: 211 by Boise State (11/19/22)
100 yards: 184 by Ohio (12/30/22)
Less than 100 yards: 96 by Fresno State (10/16/21)

Total Offense

Wyoming Gained...

700 yards total offense: 793 vs. Hawai'i (11/23/13)
600 yards total offense: 604 vs. Utah State (11/20/21)
500 yards total offense: 529 vs. Utah State (10/22/22)
400 yards total offense: 441 vs. Hawai'i (10/29/22)
300 yards total offense: 308 vs. Boise State (11/19/22)
200 yards total offense: 291 vs. Ohio (12/30/22)
100 yards total offense: 191 vs. Fresno State (11/25/22)

Opponent Gained...

600 yards total offense: 601 by Missouri (9/8/18)
500 yards total offense: 525 by BYU (9/24/22)
400 yards total offense: 480 by Boise State (11/19/22)
300 yards total offense: 385 by Ohio (12/30/22)
200 yards total offense: 297 by Fresno State (11/25/22)
100 yards total offense: 147 by Northern Colorado (9/10/22)
Less Than 100 Yards: 87 by New Mexico (11/24/18)

First Downs

Wyoming Gained...

30 first downs: 34 vs. Hawai'i (11/23/13)
25 first downs: 28 vs. Utah State (10/22/22)
20 first downs: 22 at BYU (9/24/22)
15 first downs: 17 vs. Ohio (12/30/22)
10 first downs: 12 vs. Fresno State (11/25/22)
Less than 10 first downs: 9 vs. Boise State (12/12/20)

Opponent Gained...

35 first downs: 35 by Ole Miss (9/25/04)
30 first downs: 33 by Missouri (9/8/18)
25 first downs: 25 by Boise State (11/19/22)
20 first downs: 22 by Ohio (12/30/22)
15 first downs: 18 by Fresno State (11/25/22)
10 first downs: 13 by Utah State (10/22/22)
Less than 10 first downs: 9 by Northern Colorado (9/10/22)

Passing Attempts

Wyoming attempted...

65 passes: 67 vs. Air Force (9/19/92)
55 passes: 55 vs. San Diego State (11/19/05)
50 passes: 52 by Nevada
45 passes: 48 vs. Hawai'i (11/23/13)
40 passes: 42 vs. Wofford (9/15/18)
35 passes: 36 vs. Utah State (11/16/19)
30 passes: 30 vs. Ohio (12/30/22)
25 passes: 29 vs. Fresno State (11/25/22)
20 passes: 21 at New Mexico (10/8/22)
10 passes: 16 vs. Boise State (11/19/22)

Opponent attempted...

55 passes: 57 by Washington State (9/1/18)
50 passes: 52 by Tulsa (9/3/22)
45 passes: 46 by Hawai'i (10/29/22)
40 passes: 40 by Illinois (9/27/22)
35 passes: 36 by Northern Colorado (9/10/22)
30 passes: 34 by Ohio (12/30/22)
25 passes: 26 by Colorado State (11/12/22)
20 passes: 23 by New Mexico (10/8/22)
15 passes: 18 by New Mexico (12/5/20)
10 passes: 14 by Air Force (9/16/22)
5 passes: 7 by Air Force (11/30/19)
Less than 5 passes: 4 by Air Force (9/6/08)

Pass Completions

Wyoming completed...

35 passes: 35 vs. Air Force (9/21/13)
30 passes: 30 vs. New Mexico (9/26/15)
25 passes: 25 vs. Washington State (9/19/15)
20 passes: 20 vs. Tulsa (9/3/22)
10 passes: 18 vs. Ohio (12/30/22)
Less than 10 passes: 3 vs. Boise State (11/19/22)

Opponent completed...

35 passes: 39 by Nevada
30 passes: 30 by Tulsa (9/3/22)
25 passes: 26 by BYU (9/24/22)
20 passes: 20 by Ohio (12/30/22)
15 passes: 18 by Colorado State (11/12/22)
10 passes: 12 by New Mexico (10/8/22)
Less than 10 passes: 7 by Air Force (9/16/22)

Total Plays

Wyoming ran...

95 offensive plays: 98 vs. Hawai'i (11/23/13)
90 offensive plays: 94 vs. New Mexico (11/29/14)
80 offensive plays: 80 vs. Colorado State (11/5/20)
70 offensive plays: 76 vs. Utah State (10/22/22)
60 offensive plays: 63 vs. Ohio (12/30/22)
50 offensive plays: 58 vs. Fresno State (11/25/22)
40 offensive plays: 48 vs. Boise State (11/19/22)

Opponent ran...

100 offensive plays: 100 by Ole Miss (9/25/04)
95 offensive plays: 95 by Oregon (9/16/17)
90 offensive plays: 93 by Tulsa (9/21/19)
80 offensive plays: 84 by Tulsa (9/3/22)
70 offensive plays: 72 by Ohio (12/30/22)
60 offensive plays: 66 by Fresno State (11/25/22)
50 offensive plays: 59 by Colorado State (11/12/22)
40 offensive plays: 49 by NMSU (8/25/18)





Miscellaneous Team Last Times

Had 400 Total Yards in a Half

Wyoming: 432 vs. Utah State, Second Half (11/20/21)

Opponent: 409 by Boise State, first half (11/18/10)

Had 300 Total Yards in a Half

Wyoming: 319 vs. Georgia State, second half (12/31/19)

Opponent: 319 by BYU in second half (9/24/22)

Seven Turnovers Forced in a Game

Wyoming: 8, Wyoming forced eight Central Michigan Turnovers (12/22/17) (Four Interceptions and Four fumble recoveries)

Opponent: 7, Ohio forced seven Wyoming turnovers (9/22/07) (Five interceptions and two fumble recoveries)

Six Turnovers Forced in a Game

Wyoming: 6 vs. Bowling Green (9/17/11) (Two interceptions and four fumble recoveries)

Opponents: 6, Nebraska forced six Wyoming turnovers (9/10/16) (five interceptions and one fumble recoveries)

Five Turnovers Forced in a Game

Wyoming: 5 vs. Utah State (10/14/17) (Three interception and Two fumble recoveries)

Opponents: 5 by Fresno State (10/16/21) (Four interceptions and one fumble recoveries)

Four Turnovers Forced in a Game

Wyoming: 4 at Iowa (9/2/17) (one interception and three fumbles)

Opponents: 4, Utah State forced four Wyoming turnovers (11/16/19) (three interceptions and one fumble recovery)

Six Interceptions Forced in a Game

Wyoming: NA

Opponent: 6, San Diego State intercepted six passes vs. Wyoming (11/17/01)

Five Interceptions Forced in a Game

Wyoming: 5 vs. New Mexico (10/28/17)

Opponent: 5, Nebraska intercepted five passes vs. Wyoming (9/10/16)

Four Interceptions Forced in a Game

Wyoming: 4 vs. Central Michigan (12/22/17)

Opponents: 4 by Fresno State (10/16/21)

Three Interceptions Forced in a Game

Wyoming: 3 vs. Northern Illinois (9/11/2021)

Opponents: 3 by Boise State (11/19/22)

Four Fumble Recoveries in a Game

Wyoming: 4 vs. Central Michigan (12/22/17)

Opponent: 4 by Air Force (9/6/08)

Three Fumble Recoveries in a Game

Wyoming: 3 vs. Iowa (9/2/17)

Opponent: 3 by Colorado State (11/7/15)

Scored 40 Points in a Half

Wyoming: 42 vs. New Mexico, first half (10/28/17)

Opponent: 42 by Oregon, first half (9/16/17)

Scored 30 Points in a Half

Wyoming: 31 vs. Kent State, second half, (12/21/21)

Opponent: 31 by Hawai'i, First half (11/27/21)

Scored 20 Points in a Half

Wyoming: 20 vs. New Mexico (10/8/22)

Opponent: 23 by Fresno State in first half (11/25/22)

Scored 20 Points in a Quarter

Wyoming: 21 vs. Ball State, second quarter, (9/18/21)

Opponent: 21 by Utah State, second quarter (11/16/19)

Shutouts

Wyoming shutout an opponent: 27-0 vs. Gardner-Webb (9/9/17)

An opponent shutout Wyoming: 0-30 by Fresno State (11/25/22)

Had a Shutout in a Half

Wyoming: Wyoming shut out New Mexico in second Half (10/8/22)

Opponent: Fresno State shut out Wyoming in second half (11/25/22)

Tie Games

The last time Wyoming played in a tie game:

28-28 vs. UTEP (9/28/91)



INDIVIDUAL LAST TIMES

200 Yards Rushing	Wyoming: 212 by Titus Swen vs. Boise State (11/19/22) Opponent: 201 Kapri Bibbs, Colorado State (10/19/13)
150 Yards Rushing	Wyoming: D.Q. James, 179 vs. Hawai'i (10/29/22) Opponent: 151 by Chase Brown, Illinois (9/27/22)
100 Yards Rushing	Wyoming: 102 by Titus Swen vs. Air Force (9/16/22) Opponent: 138 by Sieh Bangura, Ohio (12/30/22)
Three Players Same Team with 100-yards Rushing	Wyoming: 151 Alvester Alexander, 122 Robert Herron and 119 Austyn Carta-Samuels vs. New Mexico (11/6/10) Opponent: NA
Two Players Same Team with 100-yards Rushing	Wyoming: 160 by Titus Swen and 120 yards by D.Q. James vs. Utah State (10/22/22) Opponent: 125 Cooper Marquez, 109 Bryan Bradford, Kent State (12/21/21)
500 Yards Passing	Wyoming: N/A Opponent: 542 Ryan Fien, Idaho (8/31/96)
400 Yards Passing	Wyoming: 498 Brett Smith vs. Hawai'i (11/23/13) Opponent: 460, Davis Brin, Tulsa (9/3/22)
300 Yards Passing	Wyoming: 321 Levi Williams, at Colorado State (11/5/20) Opponent: 314 by Chevan Cordeiro SJSU (10/1/22)
200 Yards Receiving	Wyoming: 219 Chris McNeill vs. Idaho in overtime (9/22/12) Opponent: 226 Jimmy Young, TCU (10/25/08)
100 Yards Receiving	Wyoming: 125, Isaiah Neyor vs Utah State (11/20/21) Opponent: 168 Colorado State (11/12/22)
Three Players Same Team with 100-yards Receiving	Wyoming: N/A Opponent: Tulsa - Keylon Stokes (169), JuanCarlos Santana (102), Malachai Jones (103) (9/3/22)
Two Players Same Team with 100-yards Receiving	Wyoming: 135 Austin Conway vs. Gardner-Webb (9/9/17) 130 C.J. Johnson vs. Gardner-Webb (9/9/17) Opponent: 109 Alonzo Moore and 105 Jordan Westerkamp of Nebraska (9/10/16)
Three or More Touchdown Passes Thrown	Wyoming: 3 by Levi Williams vs. Georgia State (12/31/19) Opponent: 4 by Jaren Hall BYU (9/24/22)
Three or More Receiving Touchdowns	Wyoming: 3 by Tanner Gentry at UNLV (11/12/16) Opponent: 4 by Chris Gant, Hawai'i (11/23/13)
Four or More Rushing Touchdowns:	Wyoming: 5 by Alvester Alexander vs. Colorado State (11/20/10) Opponent: 4 by Adam Muema, San Diego State (11/24/12)
Three Rushing Touchdowns:	Wyoming: 3 by Titus Swen, vs. Utah State (10/22/22) Opponent: 3 by Royce Freeman, Oregon, 9/16/17
Three Interceptions by One Player in the Same Game	Wyoming: 3 by Shaniel Gary vs. Weber State (9/5/09) Opponent: NA
Two Interceptions by One Player in the Same Game	Wyoming: 2 by Andrew Wingard vs. New Mexico (10/28/17) Opponent: 2 by JL Skinner of Boise State (11/19/22)
Three Fumble Recoveries by One Player in the Same Game	Wyoming: NA Opponent: 3 by Justin Luettergerodt, Brigham Young (11/12/05)

Miscellaneous Individual Last Times

Punt Return for a Touchdown	Wyoming: Austin Conway vs. UNLV, 60 yards (11/12/16) Opponent: Tory Hort, Colorado State, 72 yards (11/12/22)
Kickoff Return for a Touchdown	Wyoming: Cameron Stone vs. Utah State, 99 yards (11/20/21) Opponent: Savon Scarver, Utah State, 99 yards (10/20/18)
Interception Return for a Touchdown	Wyoming: Cameron Stone vs. New Mexico (10/8/22) Opponent: Marshaun Cameron of Colorado State, 30 yards (11/5/20)
Two Interception Returns for Touchdowns by the Same Team	Wyoming: Keyon Blankenbaker vs. Ball State, 50 yards (9/18/21) Chad Muma vs. Ball State, 45 yards (9/18/21) Opponent: Stephen Persley, New Mexico, 6 yards (10/6/01) David Crockett, New Mexico, 17 yards (10/6/01)
Fumble Return for a Touchdown	Wyoming: C.J. Coldon vs. Missouri, 30 yards (8/31/19) Opponent: K Culberson, UC Davis, 21 yards (9/17/16)
Recovered Fumble in End Zone for a Touchdown	Wyoming: Logan Wilson vs. UNLV (11/12/16) Opponent: Shea McClellin, Boise State, (9/18/10)
Fake Punt for a Touchdown	Wyoming: Brett Ralph vs. Nevada, 35 yards (9/23/00) Opponent: N/A
Blocked Punt Return for a Touchdown	Wyoming: Ryan Marquez vs. Tulsa, 9 yards (9/3/22) (Punt blocked by Marquez) Opponent: Jon Rocquemore, Utah state, 14 yards (10/30/15)
Blocked Field Goal for a Touchdown	Wyoming: N/A Opponent: Sidney Hodge, UNLV, 53 yards (11/17/12)
Safety	Wyoming: Jevon Bigelow vs. Washington St. (9/1/18) Opponent: Team, SJSU (10/1/22)





COWBOY STATS



Team Results

	Date	Opponent		Score	Att.
	08/27/2022	at Illinois	L	6-38	37832
	09/03/2022	Tulsa	Wot2	40-37	20574
	09/10/2022	Northern Colo.	W	33-10	22863
*	09/16/2022	Air Force	W	17-14	18277
	09/24/2022	at BYU	L	24-38	60092
*	10/01/2022	San Jose St.	L	16-33	17765
*	10/08/2022	at New Mexico	W	27-14	14226
*	10/22/2022	Utah St.	W	28-14	21420
*	10/29/2022	at Hawaii	W	27-20	9346
*	11/12/2022	at Colorado St.	W	14-13	30300
*	11/19/2022	Boise St.	L	17-20	17345
*	11/25/2022	at Fresno St.	L	0-30	40214
	12/30/2022	vs Ohio	Lot1	27-30	27691

Rushing

Player	gp	att	gain	loss	net	avg	td	lg	avg/g
Titus Swen	12	207	1094	55	1039	5.0	8	83	86.6
Dawaiian McNeely	10	63	367	11	356	5.7	1	61	35.6
D.Q. James	9	40	355	9	346	8.7	0	74	38.4
Andrew Peasley	12	81	492	153	339	4.2	2	61	28.3
Joseph Braasch	8	29	95	4	91	3.1	0	11	11.4
Jayden Clemons	5	15	69	1	68	4.5	1	14	13.6
Jordon Vaughn	1	16	68	1	67	4.2	2	17	67.0
Will Pelissier	9	6	38	0	38	6.3	0	18	4.2
Wyatt Wieland	13	6	26	7	19	3.2	2	9	1.5
Ryan Marquez	13	3	14	2	12	4.0	0	8	0.9
Sam Scott	12	3	11	0	11	3.7	0	6	0.9
Clayton Stewart	13	1	0	12	-12	-12.0	0	0	-0.9
Team	13	9	0	16	-16	-1.8	0	0	-1.2
Total	13	479	2629	271	2358	4.9	16	83	181.4
Opponents	13	467	2289	294	1995	4.3	17	70	153.5

Passing

Player	gp	effic	comp-att-int	pct	yds	td	lg	avg/g
Andrew Peasley	12	105.9	144-275-9	52.4	1574	10	51	131.2
Jayden Clemons	5	74.1	12-29-3	41.4	145	1	32	29.0
Total	13	102.9	156-304-12	51.3	1719	11	51	132.2
Opponents	13	126.7	261-433-6	60.3	2821	19	68	217.0

Receiving

Player	gp	no.	yds	avg	td	lg	avg/g
Joshua Cobbs	12	35	407	11.6	2	51	33.9
Wyatt Wieland	13	23	299	13.0	1	39	23.0
Treyton Welch	12	22	308	14.0	5	47	25.7
Parker Christensen	11	19	169	8.9	1	29	15.4
Titus Swen	12	14	108	7.7	0	43	9.0
Will Pelissier	9	8	101	12.6	1	48	11.2
Alex Brown	12	6	69	11.5	1	32	5.8
Ryan Marquez	13	5	44	8.8	0	13	3.4
D.Q. James	9	5	44	8.8	0	23	4.9
Joseph Braasch	8	4	25	6.3	0	8	3.1
Colin O'Brien	9	4	83	20.8	0	46	9.2
Jackson Marcotte	12	3	11	3.7	0	7	0.9
John Michael Gyllenborg	12	3	21	7.0	0	10	1.8
Jalen Sargent	3	2	12	6.0	0	7	4.0
Caleb Driskill	13	1	1	1.0	0	1	0.1
Nick Miles	11	1	11	11.0	0	11	1.0
Caleb Merritt	1	1	6	6.0	0	6	6.0
Total	13	156	1719	11.0	11	51	132.2
Opponents	13	261	2821	10.8	19	68	217.0

Game Records

Record	Overall	Home	Away	Neutral
ALL GAMES	7-6	4-2	3-3	0-1
CONFERENCE	5-3	2-2	3-1	0-0
NON-CONFERENCE	2-3	2-0	0-2	0-1

Team Statistics

	UW	OPP
First Downs	208	255
Rushing	112	115
Passing	81	121
Penalty	15	19
Rushing Yardage	2358	1995
Rushing attempts	479	467
Average per rush	4.9	4.3
Average per game	181.4	153.5
TDs Rushing	16	17
Passing Yardage	1719	2821
Comp-Att-Int	156-304-12	261-433-6
Average per pass	5.7	6.5
Average per catch	11.0	10.8
Average per game	132.2	217.0
TDs Passing	11	19
Total offense	4077	4816
Average per play	5.2	5.4
Average per game	313.6	370.5
Kick returns: #-Yards	15-309	30-679
Punt returns: #-Yards	5-20	26-284
Int returns: #-Yards	6-54	12-109
Fumbles-Lost	10-4	16-8
Penalties-Yards	56-488	68-634
Punts-Avg	75-44.1	66-43.7
Time of possession / game	29:06	30:54
3rd-down conversion	61/175	73/190
4rd-down conversion	2/7	10/18
PAT-attempts	(28-28) 100%	(35-35) 100%
2-point conversion-attempts	(1-2) 50%	(1-1) 100%

Interceptions

Player	no.	yds	avg	td	lg
Cameron Stone	2	38	19.0	1	38
Deron Harrell	1	0	0.0	0	0
Shae Suiaunoa	1	18	18.0	0	18
Wyett Ekeler	1	-2	-2.0	0	0
Jakorey Hawkins	1	0	0.0	0	0
Total	6	54	9.0	1	38
Opponents	12	109	9.1	0	40



COWBOY STATS



Field Goals

Player	fg	pct.	01-19	20-29	30-39	40-49	50-99	lg	blk
John Hoyland	22-25	88.0	1-1	8-8	5-6	4-5	4-5	55	0
Opponents	16-29	55.2	0-0	8-11	2-3	6-12	0-3	47	1

Scoring

Player	td	fg	PAT				dxp	saf	pts
			kick	rush	rcv	pass			
John Hoyland	-	22-25	28-28	-	-	-	-	-	94
Titus Swen	8	-	-	1	-	-	-	-	50
Treyton Welch	5	-	-	-	-	-	-	-	30
Wyatt Wieland	3	-	-	-	-	-	-	-	18
Andrew Peasley	2	-	-	-	-	-	-	-	12
Joshua Cobbs	2	-	-	-	-	-	-	-	12
Jordon Vaughn	2	-	-	-	-	-	-	-	12
Jayden Clemons	1	-	-	-	-	-	-	-	6
Alex Brown	1	-	-	-	-	-	-	-	6
Ryan Marquez	1	-	-	-	-	-	-	-	6
Easton Gibbs	1	-	-	-	-	-	-	-	6
Parker Christensen	1	-	-	-	-	-	-	-	6
Dawaiian McNeely	1	-	-	-	-	-	-	-	6
Will Pelissier	1	-	-	-	-	-	-	-	6
Cameron Stone	1	-	-	-	-	-	-	-	6
Total	30	22-25	28-28	1	0	0	0	0	276
Opponents	37	16-29	35-35	0	1	1	0	2	311

Score by Periods

Team	1st	2nd	3rd	4th	OT	TOT
Wyoming	53	74	46	94	9	276
Opponents	69	82	76	75	9	311

Punting

Player	no.	yds	avg	lg	tb	fc	i20	50+	blk
Clayton Stewart	73	3194	43.8	67	10	22	21	19	0
Team	2	113	56.5	0	0	0	0	0	2
Total	75	3307	44.1	67	10	22	21	19	2
Opponents	66	2887	43.7	63	8	30	22	16	1

Punt Returns

Player	no.	yds	avg	td	lg
Wyatt Wieland	2	0	0.0	0	0
Caleb Cooley	2	10	5.0	0	10
Cameron Stone	1	1	1.0	0	1
Total	5	20	4.0	1	10
Opponents	26	284	10.9	1	72

Kick Returns

Player	no.	yds	avg	td	lg
Cameron Stone	7	154	22.0	0	37
Wyatt Wieland	6	145	24.2	0	29
Nick Miles	1	0	0.0	0	0
Micah Young	1	10	10.0	0	10
Total	15	309	20.6	0	37
Opponents	30	679	22.6	0	50

All Purpose

Player	g	rush	rcv	pr	kr	ir	total	avg/g
Titus Swen	12	1039	108	0	0	0	1147	95.6
Wyatt Wieland	13	19	299	0	145	0	463	35.6
Joshua Cobbs	12	0	407	0	0	0	407	33.9
D.Q. James	9	346	44	0	0	0	390	43.3
Dawaiian McNeely	10	356	0	0	0	0	356	35.6
Andrew Peasley	12	339	0	0	0	0	339	28.3
Treyton Welch	12	0	308	0	0	0	308	25.7
Cameron Stone	12	0	0	1	154	38	193	16.1
Parker Christensen	11	0	169	0	0	0	169	15.4
Will Pelissier	9	38	101	0	0	0	139	15.4
Joseph Braasch	8	91	25	0	0	0	116	14.5
Colin O'Brien	9	0	83	0	0	0	83	9.2
Alex Brown	12	0	69	0	0	0	69	5.8
Jayden Clemons	5	68	0	0	0	0	68	13.6
Jordon Vaughn	1	67	0	0	0	0	67	67.0
Ryan Marquez	13	12	44	9	0	0	65	5.0
John Michael Gyllenborg	12	0	21	0	0	0	21	1.8
Shae Suiaunoa	13	0	0	0	0	18	18	1.4
Jalen Sargent	3	0	12	0	0	0	12	4.0
Jackson Marcotte	12	0	11	0	0	0	11	0.9
Nick Miles	11	0	11	0	0	0	11	1.0
Sam Scott	12	11	0	0	0	0	11	0.9
Caleb Cooley	3	0	0	10	0	0	10	3.3
Micah Young	12	0	0	0	10	0	10	0.8
Caleb Merritt	1	0	6	0	0	0	6	6.0
Caleb Driskill	13	0	1	0	0	0	1	0.1
Wyett Ekeler	13	0	0	0	0	-2	-2	-0.2
Clayton Stewart	13	-12	0	0	0	0	-12	-0.9
Total	13	2358	1719	20	309	54	4460	343.1
Opponents	13	1995	2821	284	679	109	5888	452.9

Total Offense

Player	g	plays	rush	pass	total	avg/g
Andrew Peasley	12	356	339	1574	1913	159.4
Titus Swen	12	207	1039	0	1039	86.6
Dawaiian McNeely	10	63	356	0	356	35.6
D.Q. James	9	40	346	0	346	38.4
Jayden Clemons	5	44	68	145	213	42.6
Joseph Braasch	8	29	91	0	91	11.4
Jordon Vaughn	1	16	67	0	67	67.0
Will Pelissier	9	6	38	0	38	4.2
Wyatt Wieland	13	6	19	0	19	1.5
Ryan Marquez	13	3	12	0	12	0.9
Sam Scott	12	3	11	0	11	0.9
Clayton Stewart	13	1	-12	0	-12	-0.9
Total	13	783	2358	1719	4077	313.6
Opponents	13	900	1995	2821	4816	370.5



Team Statistics

	UW	OPP
Scoring	276	311
Points per game	21.2	23.9
Points Off Turnovers	41	34
First Downs	208	255
Rushing	112	115
Passing	81	121
Penalty	15	19
Rushing Yardage	2358	1995
Yards gained rushing	2629	2289
Yards lost rushing	271	294
Rushing attempts	479	467
Average per rush	4.9	4.3
Average per game	181.4	153.5
TDs Rushing	16	17
Passing Yardage	1719	2821
Comp-Att-Int	156-304-12	261-433-6
Average per pass	5.7	6.5
Average per catch	11.0	10.8
Average per game	132.2	217.0
TDs Passing	11	19
Total offense	4077	4816
Total plays	783	900
Average per play	5.2	5.4
Average per game	313.6	370.5
Kick returns: #-Yards	15-309	30-679
Punt returns: #-Yards	5-20	26-284
Int returns: #-Yards	6-54	12-109
Kick return average	20.6	22.6
Punt return average	4.0	10.9
Int return average	9.0	9.1
Fumbles-Lost	10-4	16-8
Penalties-Yards	56-488	68-634
Average per game	37.5	48.8
Punts-Yards	75-3307	66-2887
Average per punt	44.1	43.7
Net punt average	36.2	41.2
Kickoffs-Yards	63-3958	62-3912
Average per kick	62.8	63.1
Net kick average	39.1	39.2
Time of possession / game	29:06	30:54
3rd-down conversion	61/175	73/190
3rd-down pct	35%	38%
4rd-down conversion	2/7	10/18





COWBOY STATS



	UW	OPP
4rd-down pct	29%	56%
Sacks by-Yards	36-219	19-147
Misc Yards	0	0
Touchdowns scored	30	37
Field goals - attempts	22-25	16-29
On-Side kicks	0-0	0-1
Red-zone scores	(29-32) 91%	(40-47) 85%
Red-zone touchdowns	(16-32) 50%	(28-47) 60%
PAT-attempts	(28-28) 100%	(35-35) 100%
2-point conversion-attempts	(1-2) 50%	(1-1) 100%
Attendance	118244	192010
Games / Avg per game	6/19707	6/32002
Neutral site games	-	1/27691

Score by Periods

Team	1st	2nd	3rd	4th	OT	TOT
Wyoming	53	74	46	94	9	276
Opponents	69	82	76	75	9	311





Rushing

Player	gp	att	gain	loss	net	avg	td	lg	avg/g
Titus Swen	12	207	1094	55	1039	5.0	8	83	86.6
Dawaiian McNeely	10	63	367	11	356	5.7	1	61	35.6
D.Q. James	9	40	355	9	346	8.7	0	74	38.4
Andrew Peasley	12	81	492	153	339	4.2	2	61	28.3
Joseph Braasch	8	29	95	4	91	3.1	0	11	11.4
Jayden Clemons	5	15	69	1	68	4.5	1	14	13.6
Jordon Vaughn	1	16	68	1	67	4.2	2	17	67.0
Will Pelissier	9	6	38	0	38	6.3	0	18	4.2
Wyatt Wieland	13	6	26	7	19	3.2	2	9	1.5
Ryan Marquez	13	3	14	2	12	4.0	0	8	0.9
Sam Scott	12	3	11	0	11	3.7	0	6	0.9
Clayton Stewart	13	1	0	12	-12	-12.0	0	0	-0.9
Team	13	9	0	16	-16	-1.8	0	0	-1.2
Total	13	479	2629	271	2358	4.9	16	83	181.4
Opponents	13	467	2289	294	1995	4.3	17	70	153.5

Passing

Player	gp	effic	comp-att-int	pct	yds	td	lg	avg/g
Andrew Peasley	12	105.9	144-275-9	52.4	1574	10	51	131.2
Jayden Clemons	5	74.1	12-29-3	41.4	145	1	32	29.0
Total	13	102.9	156-304-12	51.3	1719	11	51	132.2
Opponents	13	126.7	261-433-6	60.3	2821	19	68	217.0

Receiving

Player	gp	no.	yds	avg	td	lg	avg/g
Joshua Cobbs	12	35	407	11.6	2	51	33.9
Wyatt Wieland	13	23	299	13.0	1	39	23.0
Treyton Welch	12	22	308	14.0	5	47	25.7
Parker Christensen	11	19	169	8.9	1	29	15.4
Titus Swen	12	14	108	7.7	0	43	9.0
Will Pelissier	9	8	101	12.6	1	48	11.2
Alex Brown	12	6	69	11.5	1	32	5.8
Ryan Marquez	13	5	44	8.8	0	13	3.4
D.Q. James	9	5	44	8.8	0	23	4.9
Joseph Braasch	8	4	25	6.3	0	8	3.1
Colin O'Brien	9	4	83	20.8	0	46	9.2
Jackson Marcotte	12	3	11	3.7	0	7	0.9
John Michael Gyllenborg	12	3	21	7.0	0	10	1.8
Jalen Sargent	3	2	12	6.0	0	7	4.0
Caleb Driskill	13	1	1	1.0	0	1	0.1
Nick Miles	11	1	11	11.0	0	11	1.0
Caleb Merritt	1	1	6	6.0	0	6	6.0
Total	13	156	1719	11.0	11	51	132.2
Opponents	13	261	2821	10.8	19	68	217.0

Punt Returns

Player	no.	yds	avg	td	lg
Caleb Cooley	2	10	5.0	0	10
Ryan Marquez	0	9	0.0	1	9
Wyatt Wieland	2	0	0.0	0	0
Cameron Stone	1	1	1.0	0	1
Total	5	20	4.0	1	10
Opponents	26	284	10.9	1	72

Interceptions

Player	no.	yds	avg	td	lg
Cameron Stone	2	38	19.0	1	38
Deron Harrell	1	0	0.0	0	0
Shae Suaunoa	1	18	18.0	0	18
Wyett Ekeler	1	-2	-2.0	0	0
Jakorey Hawkins	1	0	0.0	0	0
Total	6	54	9.0	1	38
Opponents	12	109	9.1	0	40

Kick Returns

Player	no.	yds	avg	td	lg
Cameron Stone	7	154	22.0	0	37
Wyatt Wieland	6	145	24.2	0	29
Nick Miles	1	0	0.0	0	0
Micah Young	1	10	10.0	0	10
Total	15	309	20.6	0	37
Opponents	30	679	22.6	0	50

Fumble Returns

Player	no.	yds	avg	td	lg
DeVonne Harris	1	44	44.0	0	44
Deron Harrell	1	11	11.0	0	11
Easton Gibbs	1	0	0.0	1	0
Miles Williams	1	0	0.0	0	0
Keonte Glington	1	0	0.0	0	0
Wyett Ekeler	1	0	0.0	0	0
Cole DeMarzo	1	0	0.0	0	0
Carson York	1	0	0.0	0	0
Total	8	55	6.9	1	44
Opponents	4	0	0.0	0	0





Scoring

Player	td	fg	PAT				dxdp	saf	pts
			kick	rush	rcv	pass			
John Hoyland	-	22-25	28-28	-	-	-	-	-	94
Titus Swen	8	-	-	1	-	-	-	-	50
Treyton Welch	5	-	-	-	-	-	-	-	30
Wyatt Wieland	3	-	-	-	-	-	-	-	18
Andrew Peasley	2	-	-	-	-	-	-	-	12
Joshua Cobbs	2	-	-	-	-	-	-	-	12
Jordon Vaughn	2	-	-	-	-	-	-	-	12
Jayden Clemons	1	-	-	-	-	-	-	-	6
Alex Brown	1	-	-	-	-	-	-	-	6
Ryan Marquez	1	-	-	-	-	-	-	-	6
Easton Gibbs	1	-	-	-	-	-	-	-	6
Parker Christensen	1	-	-	-	-	-	-	-	6
Dawaiian McNeely	1	-	-	-	-	-	-	-	6
Will Pelissier	1	-	-	-	-	-	-	-	6
Cameron Stone	1	-	-	-	-	-	-	-	6
Total	30	22-25	28-28	1	0	0	0	0	276
Opponents	37	16-29	35-35	0	1	1	0	2	311

Field Goals

Player	fg	pct.	01-19	20-29	30-39	40-49	50-99	lg	blk
John Hoyland	22-25	88.0	1-1	8-8	5-6	4-5	4-5	55	0
Opponents	16-29	55.2	0-0	8-11	2-3	6-12	0-3	47	1

FG Sequence

Team Name	Wyoming	Opponents
Illinois	(22),(46)	42,(27),51
Tulsa	(25),(55),44,(25),(30)	(32),(27),49,(25),43
Northern Colo.	(23),(41),(39),(35)	(32)
Air Force	(20)	53
BYU	(28)	(25)
San Jose St.	(42)	26,(40),29
New Mexico	(27),(19)	45,22
Utah St.	(43),55,(51)	
Hawaii	(34),(38)	36,(29),(20)
Colorado St.	37	(40),(23),40
Boise St.	(53)	41,(22),(47)
Ohio	(53),(29)	(43),53,(45),(46)

Numbers in (parentheses) indicate field goal was made

Total Offense

Player	g	plays	rush	pass	total	avg/g
Andrew Peasley	12	356	339	1574	1913	159.4
Titus Swen	12	207	1039	0	1039	86.6
Dawaiian McNeely	10	63	356	0	356	35.6
D.Q. James	9	40	346	0	346	38.4
Jayden Clemons	5	44	68	145	213	42.6
Joseph Braasch	8	29	91	0	91	11.4
Jordon Vaughn	1	16	67	0	67	67.0
Will Pelissier	9	6	38	0	38	4.2
Wyatt Wieland	13	6	19	0	19	1.5
Ryan Marquez	13	3	12	0	12	0.9
Sam Scott	12	3	11	0	11	0.9
Clayton Stewart	13	1	-12	0	-12	-0.9
Team	13	0	-16	0	-16	-1.2
Total	13	783	2358	1719	4077	313.6
Opponents	13	900	1995	2821	4816	370.5

Punting

Player	no.	yds	avg	lg	tb	fc	i20	50+	blk
Clayton Stewart	73	3194	43.8	67	10	22	21	19	0
Team	2	113	56.5	0	0	0	0	0	2
Total	75	3307	44.1	67	10	22	21	19	2
Opponents	66	2887	43.7	63	8	30	22	16	1

Kickoffs

Player	no.	yds	avg	tb	ob	retn	net	ydln
John Hoyland	63	3958	62.8	28	2			
Total	63	3958	62.8	28	2	29	39.1	25
Opponents	62	3912	63.1	39	3	15	39.2	25





All Purpose

Player	g	rush	rcv	pr	kr	ir	total	avg/g
Titus Swen	12	1039	108	0	0	0	1147	95.6
Wyatt Wieland	13	19	299	0	145	0	463	35.6
Joshua Cobbs	12	0	407	0	0	0	407	33.9
D.Q. James	9	346	44	0	0	0	390	43.3
Dawaiian McNeely	10	356	0	0	0	0	356	35.6
Andrew Peasley	12	339	0	0	0	0	339	28.3
Treyton Welch	12	0	308	0	0	0	308	25.7
Cameron Stone	12	0	0	1	154	38	193	16.1
Parker Christensen	11	0	169	0	0	0	169	15.4
Will Pelissier	9	38	101	0	0	0	139	15.4
Joseph Braasch	8	91	25	0	0	0	116	14.5
Colin O'Brien	9	0	83	0	0	0	83	9.2
Alex Brown	12	0	69	0	0	0	69	5.8
Jayden Clemons	5	68	0	0	0	0	68	13.6
Jordon Vaughn	1	67	0	0	0	0	67	67.0
Ryan Marquez	13	12	44	9	0	0	65	5.0
John Michael Gyllenborg	12	0	21	0	0	0	21	1.8
Shae Suaunoa	13	0	0	0	0	18	18	1.4
Jalen Sargent	3	0	12	0	0	0	12	4.0
Jackson Marcotte	12	0	11	0	0	0	11	0.9
Nick Miles	11	0	11	0	0	0	11	1.0
Sam Scott	12	11	0	0	0	0	11	0.9
Caleb Cooley	3	0	0	10	0	0	10	3.3
Micah Young	12	0	0	0	10	0	10	0.8
Caleb Merritt	1	0	6	0	0	0	6	6.0
Caleb Driskill	13	0	1	0	0	0	1	0.1
Wyett Ekeler	13	0	0	0	0	-2	-2	-0.2
Clayton Stewart	13	-12	0	0	0	0	-12	-0.9
Team	13	-16	0	0	0	0	-16	-1.2
Total	13	2358	1719	20	309	54	4460	343.1
Opponents	13	1995	2821	284	679	109	5888	452.9





Team Defense

			Tackles				Sacks	Pass defense			Fumbles	blkd		
##	Player	gp	ua	a	tot	tfl/yds	no-yds	int-yds	brup	qbh	fr-yds	ff	kick	saf
28	Easton Gibbs	13	64	57	121	9-29	3-8	.	1	4	1-0	1	.	.
43	Shae Suaunoa	13	43	30	73	4.5-23	2.5-18	1-18	2	6
31	Wyett Ekeler	13	44	23	67	1-1	.	1--2	7	4	1-0	1	.	.
42	Isaac White	13	47	19	66	4-10	0.5-3	.	3	1
93	DeVonne Harris	13	30	26	56	13-54	8-40	.	1	6	1-44	.	.	.
96	Jordan Bertagnole	11	25	26	51	7.5-59	5.5-57	.	.	4	.	2	.	.
44	Oluwaseyi Omotosho	11	27	19	46	7.5-43	6.5-42	.	.	10	.	1	.	.
86	Braden Siders	13	35	9	44	12.5-48	6-28	.	1	7
90	Gavin Meyer	13	20	20	40	5-27	4-23	.	.	1	.	1	1	.
23	Wrook Brown	13	24	13	37	1.5-5	.	.	3
4	Cameron Stone	12	23	12	35	1-3	.	2-38	10	1	.	1	.	.
94	Cole Godbout	7	18	15	33	4.5-7	.	.	1	11
7	Jakorey Hawkins	12	23	7	30	.	.	1-0	8
2	Keonte Ginton	6	19	7	26	.	.	.	4	.	1-0	.	.	.
25	Cole DeMarzo	13	9	15	24	0.5-1	1-0	.	.	.
14	Miles Williams	13	13	6	19	.	.	.	2	.	1-0	1	.	.
5	Deron Harrell	11	13	6	19	.	.	1-0	2	.	1-11	.	.	.
95	Caleb Robinson	13	7	7	14
45	Read Sunn	13	3	5	8	0.5-0
20	Ryan Marquez	13	7	1	8	1	.
36	Caleb Driskill	13	4	2	6	1	.	.
11	Wyatt Wieland	13	4	.	4
29	Matt Posas	12	3	1	4
22	Joseph Braasch	8	2	1	3
58	Micah Young	12	3	.	3
80	Parker Christensen	11	3	.	3
33	Connor Shay	12	.	3	3
6	Kolbey Taylor	9	3	.	3
84	John Michael Gyllenborg	12	1	2	3
8	Buck Coors	4	2	1	3
83	Will Pelissier	9	2	.	2
32	Sam Scott	12	1	1	2
91	Jaden Williams	3	1	1	2	1
76	Emmanuel Pregnon	11	2	.	2
8	Joshua Cobbs	12	2	.	2
52	Carson York	13	1	1	2	1-0	.	.	.
39	Clayton Stewart	13	1	.	1
22	Jovan Marsh	2	1	.	1
81	Treyton Welch	12	1	.	1
63	Ben Florentine	2	1	.	1
72	Caden Barnett	12	1	.	1





COWBOY STATS



Date	Opponent	Rushing				Receiving				Passing				Kick Returns				Punt Returns				tot
		no.	yds	td	lg	no.	yds	td	lg	cmp	att	int	yds	td	lg	no.	yds	td	lg	no.	yds	td
08/27/2022	at Illinois	31	182	0	37	5	30	0	9	5-20-1	30	0	9	2	40	0	21	1	10	0	10	212
09/03/2022	Tulsa	37	143	0	18	20	256	2	51	20-30-0	256	2	51	1	30	0	30	0	9	1	9	399
09/10/2022	Northern Colo.	47	149	3	22	19	144	0	26	19-30-0	144	0	26	1	20	0	20	0	0	0	0	293
09/16/2022	Air Force	35	180	1	23	18	162	1	29	18-23-1	162	1	29	0	0	0	0	1	0	0	0	342
09/24/2022	at BYU	34	124	1	19	14	154	2	31	14-27-0	154	2	31	2	66	0	37	1	0	0	0	278
10/01/2022	San Jose St.	31	143	0	61	8	110	2	38	8-22-1	110	2	38	2	32	0	22	0	0	0	0	253
10/08/2022	at New Mexico	39	130	0	26	10	174	2	47	10-21-0	174	2	47	2	33	0	17	0	0	0	0	304
10/22/2022	Utah St.	50	330	3	30	13	199	0	46	13-26-0	199	0	46	1	14	0	14	1	0	0	0	529
10/29/2022	at Hawaii	44	365	3	74	7	76	0	25	7-15-2	76	0	25	0	0	0	0	0	0	0	0	441
11/12/2022	at Colorado St.	37	142	1	14	9	94	1	32	9-15-1	94	1	32	0	0	0	0	1	1	0	1	236
11/19/2022	Boise St.	32	278	2	83	3	30	0	17	3-16-3	30	0	17	1	23	0	23	0	0	0	0	308
11/25/2022	at Fresno St.	29	87	0	16	12	104	0	17	12-29-2	104	0	17	0	0	0	0	0	0	0	0	191
12/30/2022	vs Ohio	33	105	2	22	18	186	1	31	18-30-1	186	1	31	3	51	0	26	0	0	0	0	291
Wyoming		479	2358	16	83	156	1719	11	51	156-304-12	1719	11	51	15	309	0	37	5	20	1	10	4077
Opponents		467	1995	17	70	261	2821	19	68	261-433-6	2821	19	68	30	679	0	50	26	284	1	72	4816

Wyoming Averages

Games	Avg/ rush	Avg/ catch	Pass effc	KR avg	PR avg	All purpose avg/game	Total offense avg/game
13	4.9	11.0	102.9	20.6	4.0	343.1	313.6

Date	Opponent	Tackles			Sacks		Fumble		Pass Defense			blkd	PAT attempts			off		
		ua	a	total	tfl-yds	no-yds	ff	fr-yds	int-yds	qbh	brup	kick	kick	rush	rcv	saf	t/o	pts
08/27/2022	at Illinois	51	30	81	4.0-7	0-0	0	0-0	0-0	2	1	0	0-0	0	0	0	0	6
09/03/2022	Tulsa	42	26	68	4.0-35	4-35	2	2-0	0-0	0	8	1	4-4	0	0	0	0	40
09/10/2022	Northern Colo.	42	8	50	6.0-52	5-39	2	1-0	2-18	11	2	0	3-3	0	0	0	10	33
09/16/2022	Air Force	33	24	57	5.0-10	1-2	0	0-0	0-0	8	1	0	2-2	0	0	0	0	17
09/24/2022	at BYU	39	22	61	6.0-17	1-7	0	0-0	0-0	2	2	0	3-3	0	0	0	0	24
10/01/2022	San Jose St.	50	16	66	3.0-25	2-21	1	0-0	0-0	10	3	0	1-1	0	0	0	0	16
10/08/2022	at New Mexico	46	28	74	7.0-28	5-23	1	1-0	2-38	2	4	1	3-3	0	0	0	10	27
10/22/2022	Utah St.	39	24	63	11.0-33	6-23	0	0-0	1--2	2	3	0	2-2	1	0	0	0	28
10/29/2022	at Hawaii	47	16	63	6.0-21	1-6	0	0-0	0-0	0	6	0	3-3	0	0	0	0	27
11/12/2022	at Colorado St.	20	60	80	6.0-28	5-27	0	1-0	1-0	4	4	0	2-2	0	0	0	7	14
11/19/2022	Boise St.	47	34	81	3.0-7	0-0	2	2-55	0-0	9	5	0	2-2	0	0	0	7	17
11/25/2022	at Fresno St.	31	32	63	5.0-22	3-19	0	0-0	0-0	6	1	0	0-0	0	0	0	0	0
12/30/2022	vs Ohio	49	16	65	6.0-25	3-17	1	1-0	0-0	1	5	0	3-3	0	0	0	7	27
Wyoming		536	336	872	72.0-310	36-219	9	8-55	6-54	57	45	2	28-28	1	0	0	41	276
Opponents		418	350	768	58.0-261	19-147	7	4-0	12-109	29	45	2	35-35	0	1	2	34	311

Date	Opponent	Punting										Field Goals			Kickoffs			
		no.	yds	avg	long	blkd	tb	fc	50+	i20	md-att	long	blkd	no.	yds	avg	tb	ob
08/27/2022	at Illinois	7	251	35.9	59	0	0	2	1	0	2-2	46	0	3	178	59.3	1	0
09/03/2022	Tulsa	5	239	47.8	61	0	0	0	3	2	4-5	55	0	7	455	65.0	6	0
09/10/2022	Northern Colo.	4	194	48.5	50	0	2	0	2	0	4-4	41	0	8	509	63.6	2	0
09/16/2022	Air Force	4	206	51.5	66	0	1	1	2	1	1-1	20	0	4	260	65.0	4	0
09/24/2022	at BYU	6	267	44.5	53	0	0	2	2	2	1-1	28	0	5	322	64.4	3	0
10/01/2022	San Jose St.	6	311	51.8	67	0	2	1	3	3	1-1	42	0	5	332	66.4	2	0
10/08/2022	at New Mexico	7	307	43.9	53	0	2	1	1	2	2-2	27	0	6	387	64.5	3	0
10/22/2022	Utah St.	5	197	39.4	44	0	1	4	0	2	2-3	51	0	5	320	64.0	3	0
10/29/2022	at Hawaii	4	166	41.5	47	0	0	1	0	1	2-2	38	0	6	366	61.0	2	0
11/12/2022	at Colorado St.	5	233	46.6	54	0	0	2	2	2	0-1	0	0	3	185	61.7	1	1
11/19/2022	Boise St.	6	258	43.0	50	0	0	4	1	1	1-1	53	0	4	254	63.5	0	1
11/25/2022	at Fresno St.	9	386	42.9	49	2	1	3	0	3	0-0	0	0	2	88	44.0	0	0
12/30/2022	vs Ohio	7	292	41.7	53	0	1	1	2	2	2-2	53	0	5	302	60.4	1	0
Wyoming		75	3307	44.1	67	2	10	22	19	21	22-25	55	0	63	3958	62.8	28	2





COWBOY STATS



Date	Opponent	Rushing				Receiving				Passing				Kick Returns				Punt Returns				tot	
		no.	yds	td	lg	no.	yds	td	lg	cmp-att-int	yds	td	lg	no.	yds	td	lg	no.	yds	td	lg	off	
08/27/2022	at Illinois	41	258	3	38	30	217	2	27	30-40-0	217	2	27	2	53	0	43	4	30	0	14	475	
09/03/2022	Tulsa	32	61	1	9	30	460	3	54	30-52-0	460	3	54	1	21	0	21	1	14	0	14	521	
09/10/2022	Northern Colo.	24	15	0	9	16	132	1	29	16-36-2	132	1	29	6	86	0	30	2	20	0	16	147	
09/16/2022	Air Force	40	171	0	35	7	101	2	41	7-14-0	101	2	41	0	0	0	0	0	0	0	0	272	
09/24/2022	at BYU	30	188	1	70	26	337	4	68	26-33-0	337	4	68	1	19	0	19	3	30	0	17	525	
10/01/2022	San Jose St.	39	142	3	18	21	314	1	52	21-37-0	314	1	52	2	49	0	27	1	5	0	5	456	
10/08/2022	at New Mexico	48	197	2	18	12	122	0	31	12-23-2	122	0	31	3	71	0	30	3	45	0	36	319	
10/22/2022	Utah St.	36	113	2	31	17	104	0	16	17-26-1	104	0	16	2	57	0	36	0	0	0	0	217	
10/29/2022	at Hawaii	29	145	0	20	23	205	2	23	23-46-0	205	2	23	4	78	0	27	3	17	0	16	350	
11/12/2022	at Colorado St.	33	121	0	20	18	251	0	48	18-26-1	251	0	48	1	10	0	10	3	92	1	72	372	
11/19/2022	Boise St.	43	269	1	23	20	211	1	38	20-34-0	211	1	38	3	90	0	34	2	16	0	11	480	
11/25/2022	at Fresno St.	34	114	3	18	21	183	1	21	21-32-0	183	1	21	1	50	0	50	1	10	0	10	297	
12/30/2022	vs Ohio	38	201	1	40	20	184	2	34	20-34-0	184	2	34	4	95	0	42	3	5	0	3	385	
Opponents		467	1995	17	70	261	2821	19	68	261-433-6	2821	19	68	30	679	0	50	26	284	1	72	4816	
Wyoming		479	2358	16	83	156	1719	11	51	156-304-12	1719	11	51	15	309	0	37	5	20	1	10	4077	

Opponents Averages

Games	Avg/ rush	Avg/ catch	Pass effc	KR avg	PR avg	All purpose avg/game	Total offense avg/game
13	4.3	10.8	126.7	22.6	10.9	452.9	370.5

Date	Opponent	Tackles			Sacks		Fumble		Pass Defense			blkd	PAT attempts			off		
		ua	a	total	tfl-yds	no-yds	ff	fr-yds	int-yds	qbh	brup	kick	kick	rush	rcv	saf	t/o	pts
08/27/2022	at Illinois	24	28	52	1.0-1	0-0	1	2-0	1-40	0	6	0	5-5	0	0	0	3	38
09/03/2022	Tulsa	40	22	62	3.0-4	0-0	1	1-0	0-0	0	3	0	4-4	0	0	0	0	37
09/10/2022	Northern Colo.	45	28	73	6.0-31	2-14	2	0-0	0-0	3	4	0	1-1	0	0	0	0	10
09/16/2022	Air Force	36	20	56	4.0-10	0-0	0	0-0	1-15	2	2	0	2-2	0	0	0	0	14
09/24/2022	at BYU	32	26	58	7.0-41	2-24	0	0-0	0-0	2	4	0	5-5	0	0	0	0	38
10/01/2022	San Jose St.	25	26	51	5.0-24	2-19	0	0-0	1-0	7	1	0	4-4	0	0	1	7	33
10/08/2022	at New Mexico	29	34	63	5.0-25	1-5	2	0-0	0-0	4	4	0	2-2	0	0	0	0	14
10/22/2022	Utah St.	50	22	72	4.0-10	2-8	0	1-0	0-0	1	5	0	2-2	0	0	0	7	14
10/29/2022	at Hawaii	32	24	56	6.0-29	3-23	1	0-0	2-30	1	1	0	2-2	0	0	0	3	20
11/12/2022	at Colorado St.	13	62	75	4.0-21	2-13	0	0-0	1-0	3	4	0	1-1	0	0	0	0	13
11/19/2022	Boise St.	22	24	46	3.0-6	0-0	0	0-0	3-3	2	4	0	2-2	0	0	0	7	20
11/25/2022	at Fresno St.	28	20	48	4.0-21	1-9	0	0-0	2-6	4	4	2	4-4	0	0	1	7	30
12/30/2022	vs Ohio	42	14	56	6.0-38	4-32	0	0-0	1-15	0	3	0	1-1	0	1	0	0	30
Opponents		418	350	768	58.0-261	19-147	7	4-0	12-109	29	45	2	35-35	0	1	2	34	311
Wyoming		536	336	872	72.0-310	36-219	9	8-55	6-54	57	45	2	28-28	1	0	0	41	276

Date	Opponent	Punting										Field Goals			Kickoffs			
		no.	yds	avg	long	blkd	tb	fc	50+	i20	md-att	long	blkd	no.	yds	avg	tb	ob
08/27/2022	at Illinois	4	185	46.3	51	0	0	3	1	2	1-3	27	0	7	456	65.1	5	0
09/03/2022	Tulsa	4	153	38.3	57	1	0	0	2	1	3-5	32	0	7	457	65.3	5	1
09/10/2022	Northern Colo.	6	245	40.8	52	0	1	5	1	0	1-1	32	0	3	195	65.0	2	0
09/16/2022	Air Force	5	214	42.8	53	0	1	2	1	3	0-1	0	0	3	195	65.0	3	0
09/24/2022	at BYU	4	187	46.8	59	0	0	1	1	2	1-1	25	0	7	445	63.6	4	1
10/01/2022	San Jose St.	5	206	41.2	54	0	1	1	1	1	1-3	40	0	6	338	56.3	2	1
10/08/2022	at New Mexico	7	298	42.6	49	0	0	6	0	2	0-2	0	1	3	186	62.0	1	0
10/22/2022	Utah St.	7	360	51.4	59	0	3	3	5	2	0-0	0	0	3	195	65.0	2	0
10/29/2022	at Hawaii	5	227	45.4	63	0	1	2	1	2	2-3	29	0	4	260	65.0	4	0
11/12/2022	at Colorado St.	3	142	47.3	54	0	0	0	1	1	2-3	40	0	4	260	65.0	4	0
11/19/2022	Boise St.	4	174	43.5	48	0	1	2	0	2	2-3	47	0	4	259	64.8	3	0
Opponents		66	2887	43.7	63	1	8	30	16	22	16-29	47	1	62	3912	63.1	39	3
11/25/2022	at Fresno St.	7	305	43.6	54	0	0	3	2	2	0-0	0	0	5	309	61.8	3	0
12/30/2022	vs Ohio	5	191	38.2	41	0	0	2	0	2	3-4	46	0	6	357	59.5	1	0





COWBOY STATS



Opponent	Score	Total	First Downs			Rushing	Passing		Total Offense	Return	Turn-
			Rush	Pass	Pen	Number-Yards	Comp-Att-Int	Yards	Plays-Yards	Yards	Overs
Illinois	6-38	10 / 26	9 / 13	0 / 11	1 / 2	31-182 / 41-258	5-20-1 / 30-40-0	30 / 217	51-212 / 81-475	50 / 123	3 / 0
Tulsa	40-37	17 / 25	7 / 7	10 / 15	0 / 3	37-143 / 32-61	20-30-0 / 30-52-0	256 / 460	67-399 / 84-521	39 / 35	1 / 2
Northern Colo.	33-10	18 / 9	9 / 2	8 / 5	1 / 2	47-149 / 24-15	19-30-0 / 16-36-2	144 / 132	77-293 / 60-147	38 / 106	0 / 3
Air Force	17-14	18 / 14	9 / 9	9 / 5	0 / 0	35-180 / 40-171	18-23-1 / 7-14-0	162 / 101	58-342 / 54-272	0 / 15	1 / 0
BYU	24-38	22 / 19	7 / 7	9 / 11	6 / 1	34-124 / 30-188	14-27-0 / 26-33-0	154 / 337	61-278 / 63-525	66 / 49	0 / 0
San Jose St.	16-33	10 / 25	4 / 7	6 / 14	0 / 4	31-143 / 39-142	8-22-1 / 21-37-0	110 / 314	53-253 / 76-456	32 / 54	1 / 0
New Mexico	27-14	14 / 19	6 / 12	6 / 7	2 / 0	39-130 / 48-197	10-21-0 / 12-23-2	174 / 122	60-304 / 71-319	71 / 116	0 / 3
Utah St.	28-14	28 / 13	19 / 7	9 / 6	0 / 0	50-330 / 36-113	13-26-0 / 17-26-1	199 / 104	76-529 / 62-217	12 / 57	1 / 1
Hawaii	27-20	19 / 22	15 / 10	3 / 10	1 / 2	44-365 / 29-145	7-15-2 / 23-46-0	76 / 205	59-441 / 75-350	0 / 125	2 / 0
Colorado St.	14-13	12 / 18	9 / 7	3 / 10	0 / 1	37-142 / 33-121	9-15-1 / 18-26-1	94 / 251	52-236 / 59-372	1 / 102	1 / 2
Boise St.	17-20	11 / 25	8 / 15	3 / 10	0 / 0	32-278 / 43-269	3-16-3 / 20-34-0	30 / 211	48-308 / 77-480	78 / 109	3 / 2
Fresno St.	0-30	12 / 18	3 / 8	6 / 8	3 / 2	29-87 / 34-114	12-29-2 / 21-32-0	104 / 183	58-191 / 66-297	0 / 66	2 / 0
Ohio	27-30	17 / 22	7 / 11	9 / 9	1 / 2	33-105 / 38-201	18-30-1 / 20-34-0	186 / 184	63-291 / 72-385	51 / 115	1 / 1
Totals	276-311	208 / 255	112 / 115	81 / 121	15 / 19	479-2358 / 467-1995	156-304-12 / 261-433-6	1719 / 2821	783-4077 / 900-4816	438 / 1072	16 / 14

Opponents	3rd Down Conversion	4th Down Conversion	Time of Possession	TOP Margin	Avg Yds/Rush	Avg Yds/Pass	Avg Yds/Play	Punting Number-Avg	Penalties Number-Yards	Sacks
Illinois	1-12 / 7-16	0-1 / 1-2	23:24 / 36:36	-13:12	5.9 / 6.3	1.5 / 5.4	4.2 / 5.9	7-35.9 / 4-46.3	4-39.0 / 8-95.0	0 / 0
Tulsa	5-15 / 9-19	0-0 / 0-0	29:15 / 30:45	-01:30	3.9 / 1.9	8.5 / 8.8	6.0 / 6.2	5-47.8 / 4-38.3	6-56.0 / 7-65.0	4 / 0
Northern Colo.	8-18 / 4-16	1-2 / 1-3	36:21 / 23:39	12:42	3.2 / 0.6	4.8 / 3.7	3.8 / 2.5	4-48.5 / 6-40.8	7-57.0 / 7-52.0	5 / 2
Air Force	6-11 / 6-13	0-0 / 1-1	30:34 / 29:26	01:08	5.1 / 4.3	7.0 / 7.2	5.9 / 5.0	4-51.5 / 5-42.8	3-20.0 / 0-0.0	1 / 0
BYU	3-11 / 7-13	0-1 / 0-1	29:37 / 30:23	-00:46	3.6 / 6.3	5.7 / 10.2	4.6 / 8.3	6-44.5 / 4-46.8	2-20.0 / 11-109.0	1 / 2
San Jose St.	5-14 / 6-15	1-2 / 1-1	23:08 / 36:52	-13:44	4.6 / 3.6	5.0 / 8.5	4.8 / 6.0	6-51.8 / 5-41.2	5-53.0 / 5-40.0	2 / 2
New Mexico	6-16 / 2-13	0-0 / 1-1	28:49 / 31:11	-02:22	3.3 / 4.1	8.3 / 5.3	5.1 / 4.5	7-43.9 / 7-42.6	2-15.0 / 8-70.0	5 / 1
Utah St.	7-14 / 5-15	0-0 / 1-2	35:09 / 24:51	10:18	6.6 / 3.1	7.7 / 4.0	7.0 / 3.5	5-39.4 / 7-51.4	5-25.0 / 1-10.0	6 / 2
Hawaii	4-11 / 6-17	0-0 / 2-3	33:08 / 26:52	06:16	8.3 / 5.0	5.1 / 4.5	7.5 / 4.7	4-41.5 / 5-45.4	6-60.0 / 2-20.0	1 / 3
Colorado St.	5-13 / 6-13	0-0 / 1-1	29:19 / 30:41	-01:22	3.8 / 3.7	6.3 / 9.7	4.5 / 6.3	5-46.6 / 3-47.3	5-40.0 / 3-35.0	5 / 2
Boise St.	1-10 / 4-13	0-0 / 1-2	23:31 / 36:29	-12:58	8.7 / 6.3	1.9 / 6.2	6.4 / 6.2	6-43.0 / 4-43.5	1-5.0 / 3-20.0	0 / 0
Fresno St.	3-14 / 4-12	0-1 / 0-1	26:55 / 33:05	-06:10	3.0 / 3.4	3.6 / 5.7	3.3 / 4.5	9-42.9 / 7-43.6	7-70.0 / 9-75.0	3 / 1
Ohio	7-16 / 7-15	0-0 / 0-0	29:11 / 30:49	-01:38	3.2 / 5.3	6.2 / 5.4	4.6 / 5.3	7-41.7 / 5-38.2	3-28.0 / 4-43.0	3 / 4
Totals	61-175 / 73-190	2-7 / 10-18	378:21 / 401:39	-23:18	4.9 / 4.3	5.7 / 6.5	5.2 / 5.4	75-44.1 / 66-43.7	56-488.0 / 68-634.0	36 / 19

Note: Game totals are displayed in the format TEAM/OPPONENT for each category





COWBOY STATS



3rd-Down Conversions

Date	Opponent		Score	Overall	1st Qtr	2nd Qtr	3rd Qtr	4th Qtr	Overtime
08/27/2022	at Illinois	L	6-38	1-12 8.3	0-3 0.0	0-3 0.0	0-3 0.0	1-3 33.3	0-1 0.0
09/03/2022	Tulsa	Wot2	40-37	5-15 33.3	1-2 50.0	1-3 33.3	0-3 0.0	3-5 60.0	0-1 0.0
09/10/2022	Northern Colo.	W	33-10	8-18 44.4	2-4 50.0	3-7 42.9	1-3 33.3	2-4 50.0	0-0 0.0
09/16/2022	Air Force	W	17-14	6-11 54.5	2-3 66.7	0-2 0.0	0-1 0.0	4-5 80.0	0-0 0.0
09/24/2022	at BYU	L	24-38	3-11 27.3	1-3 33.3	2-3 66.7	0-2 0.0	0-3 0.0	0-0 0.0
10/01/2022	San Jose St.	L	16-33	5-14 35.7	2-4 50.0	2-3 66.7	1-4 25.0	0-3 0.0	0-0 0.0
10/08/2022	at New Mexico	W	27-14	6-16 37.5	0-2 0.0	2-4 50.0	2-5 40.0	2-5 40.0	0-0 0.0
10/22/2022	Utah St.	W	28-14	7-14 50.0	3-5 60.0	3-5 60.0	0-2 0.0	1-2 50.0	0-0 0.0
10/29/2022	at Hawaii	W	27-20	4-11 36.4	1-3 33.3	0-3 0.0	0-2 0.0	3-3 100.0	0-0 0.0
11/12/2022	at Colorado St.	W	14-13	5-13 38.5	0-3 0.0	4-6 66.7	1-2 50.0	0-2 0.0	0-0 0.0
11/19/2022	Boise St.	L	17-20	1-10 10.0	1-2 50.0	0-3 0.0	0-2 0.0	0-3 0.0	0-0 0.0
11/25/2022	at Fresno St.	L	0-30	3-14 21.4	1-4 25.0	0-3 0.0	0-4 0.0	2-3 66.7	0-0 0.0
12/30/2022	vs Ohio	Lot1	27-30	7-16 43.8	3-4 75.0	2-5 40.0	1-4 25.0	1-2 50.0	0-0 0.0
Wyoming Opponents				61-175 34.9	17-42 40.5	19-50 38.0	6-37 16.2	19-43 44.2	0-2 0.0
				73-190 38.4	20-44 45.5	20-56 35.7	17-41 41.5	15-46 32.6	1-2 50.0

4th-Down Conversions

Date	Opponent		Score	Overall	1st Qtr	2nd Qtr	3rd Qtr	4th Qtr	Overtime
08/27/2022	at Illinois	L	6-38	0-1 0.0	0-0 0.0	0-0 0.0	0-1 0.0	0-0 0.0	0-0 0.0
09/03/2022	Tulsa	Wot2	40-37	0-0 0.0	0-0 0.0	0-0 0.0	0-0 0.0	0-0 0.0	0-0 0.0
09/10/2022	Northern Colo.	W	33-10	1-2 50.0	1-1 100.0	0-0 0.0	0-1 0.0	0-0 0.0	0-0 0.0
09/16/2022	Air Force	W	17-14	0-0 0.0	0-0 0.0	0-0 0.0	0-0 0.0	0-0 0.0	0-0 0.0
09/24/2022	at BYU	L	24-38	0-1 0.0	0-0 0.0	0-0 0.0	0-0 0.0	0-1 0.0	0-0 0.0
10/01/2022	San Jose St.	L	16-33	1-2 50.0	0-0 0.0	0-1 0.0	1-1 100.0	0-0 0.0	0-0 0.0
10/08/2022	at New Mexico	W	27-14	0-0 0.0	0-0 0.0	0-0 0.0	0-0 0.0	0-0 0.0	0-0 0.0
10/22/2022	Utah St.	W	28-14	0-0 0.0	0-0 0.0	0-0 0.0	0-0 0.0	0-0 0.0	0-0 0.0
10/29/2022	at Hawaii	W	27-20	0-0 0.0	0-0 0.0	0-0 0.0	0-0 0.0	0-0 0.0	0-0 0.0
11/12/2022	at Colorado St.	W	14-13	0-0 0.0	0-0 0.0	0-0 0.0	0-0 0.0	0-0 0.0	0-0 0.0
11/19/2022	Boise St.	L	17-20	0-0 0.0	0-0 0.0	0-0 0.0	0-0 0.0	0-0 0.0	0-0 0.0
11/25/2022	at Fresno St.	L	0-30	0-1 0.0	0-0 0.0	0-0 0.0	0-0 0.0	0-1 0.0	0-0 0.0
12/30/2022	vs Ohio	Lot1	27-30	0-0 0.0	0-0 0.0	0-0 0.0	0-0 0.0	0-0 0.0	0-0 0.0
Wyoming Opponents				2-7 28.6	1-1 100.0	0-1 0.0	1-3 33.3	0-2 0.0	0-0 0.0
				10-18 55.6	4-5 80.0	1-3 33.3	3-4 75.0	2-6 33.3	0-0 0.0

Time of Possession

Date	Opponent		Score	Overall	1st Qtr	2nd Qtr	3rd Qtr	4th Qtr	Overtime
08/27/2022	at Illinois	L	6-38	23:24	06:32	05:23	06:39	04:50	00:00
09/03/2022	Tulsa	Wot2	40-37	29:15	08:08	05:15	05:26	10:26	00:00
09/10/2022	Northern Colo.	W	33-10	36:21	06:24	13:38	07:12	09:07	00:00
09/16/2022	Air Force	W	17-14	30:34	07:32	07:38	02:46	12:38	00:00
09/24/2022	at BYU	L	24-38	29:37	07:30	10:33	04:16	07:18	00:00
10/01/2022	San Jose St.	L	16-33	23:08	04:27	05:13	04:03	09:25	00:00
10/08/2022	at New Mexico	W	27-14	28:49	01:36	10:36	08:14	08:23	00:00
10/22/2022	Utah St.	W	28-14	35:09	07:10	09:47	07:53	10:19	00:00

Date	Opponent		Score	Overall	1st Qtr	2nd Qtr	3rd Qtr	4th Qtr	Overtime
10/29/2022	at Hawaii	W	27-20	33:08	04:56	10:19	09:02	08:51	00:00
11/12/2022	at Colorado St.	W	14-13	29:19	06:56	09:53	06:24	06:06	00:00
11/19/2022	Boise St.	L	17-20	23:31	04:10	08:20	07:32	03:29	00:00
11/25/2022	at Fresno St.	L	0-30	26:55	06:20	06:39	05:58	07:58	00:00
12/30/2022	vs Ohio	Lot1	27-30	29:11	09:13	07:20	08:01	04:37	00:00
Wyoming Total				378:21	80:54	110:34	83:26	103:27	00:00
Avg.				29:06	06:13	08:30	06:25	07:57	00:00





Wyoming Inside Opponent Red-Zone

Date	Opponent	Score	Times In RZ	Times Scored	Total Pts	TDs	Rush TDs	Pass TDs	FGs Made	Failed to score inside RZ						Game
08/27/2022	at Illinois	L 6-38	1	1	3	0	0	0	1	1	0	0	0	0	0	0
09/03/2022	Tulsa	W 40-37	4	3	9	0	0	0	3	3	0	0	1	0	0	0
09/10/2022	Northern Colo.	W 33-10	4	4	20	2	2	0	2	2	0	0	0	0	0	0
09/16/2022	Air Force	W 17-14	3	3	17	2	1	1	1	1	0	0	0	0	0	0
09/24/2022	at BYU	L 24-38	4	4	24	3	1	2	1	1	0	0	0	0	0	0
10/01/2022	San Jose St.	L 16-33	1	1	6	1	0	1	0	0	0	0	0	0	0	0
10/08/2022	at New Mexico	W 27-14	2	2	6	0	0	0	2	2	0	0	0	0	0	0
10/22/2022	Utah St.	W 28-14	2	2	15	2	2	0	0	0	0	0	0	0	0	0
10/29/2022	at Hawaii	W 27-20	3	3	13	1	1	0	2	2	0	0	0	0	0	0
11/12/2022	at Colorado St.	W 14-13	2	1	7	1	1	0	0	1	0	0	0	0	0	0
11/19/2022	Boise St.	L 17-20	1	1	7	1	1	0	0	0	0	0	0	0	0	0
11/25/2022	at Fresno St.	L 0-30	1	0	0	0	0	0	0	0	1	0	0	0	0	0
12/30/2022	vs Ohio	L 27-30	4	4	24	3	2	1	1	1	0	0	0	0	0	0
Totals 29 of 32 (90.6%)			32	29	151	16	11	5	13	14	1	0	1	0	0	0

Opponents Inside Wyoming Red-Zone

Date	Opponent	Score	Times In RZ	Times Scored	Total Pts	TDs	Rush TDs	Pass TDs	FGs Made	Failed to score inside RZ						Game
08/27/2022	Illinois	L 6-38	7	5	31	4	2	2	1	2	0	0	0	0	0	1
09/03/2022	Tulsa	W 40-37	6	6	30	3	1	2	3	3	0	0	0	0	0	0
09/10/2022	Northern Colo.	W 33-10	2	2	10	1	0	1	1	1	0	0	0	0	0	0
09/16/2022	Air Force	W 17-14	1	1	7	1	0	1	0	0	0	0	0	0	0	0
09/24/2022	BYU	L 24-38	5	5	31	4	1	3	1	1	0	0	0	0	0	0
10/01/2022	San Jose St.	L 16-33	7	5	31	4	3	1	1	3	0	0	0	0	0	0
10/08/2022	New Mexico	W 27-14	3	2	14	2	2	0	0	1	0	0	0	0	0	0
10/22/2022	Utah St.	W 28-14	1	1	7	1	1	0	0	0	0	0	0	0	0	0
10/29/2022	Hawaii	W 27-20	4	3	13	1	0	1	2	3	0	0	0	0	0	0
11/12/2022	Colorado St.	W 14-13	3	2	6	0	0	0	2	2	0	1	0	0	0	0
11/19/2022	Boise St.	L 17-20	2	2	10	1	1	0	1	1	0	0	0	0	0	0
11/25/2022	Fresno St.	L 0-30	4	4	28	4	3	1	0	0	0	0	0	0	0	0
12/30/2022	Ohio	L 27-30	2	2	13	2	1	1	0	0	0	0	0	0	0	0
Totals 40 of 47 (85.1%)			47	40	231	28	15	13	12	17	0	1	0	0	0	1





Wyoming - Game Highs

RUSHES	50	Utah St. (10/22/2022)
YARDS RUSHING	365	at Hawaii (10/29/2022)
YARDS PER RUSH	8.7	Boise St. (11/19/2022)
TD RUSHES	3	at Hawaii (10/29/2022)
	3	Utah St. (10/22/2022)
	3	Northern Colo. (09/10/2022)
PASS ATTEMPTS	30	vs Ohio (N) (12/30/2022)
	30	Northern Colo. (09/10/2022)
	30	Tulsa (09/03/2022)
PASS COMPLETIONS	20	Tulsa (09/03/2022)
YARDS PASSING	256	Tulsa (09/03/2022)
YARDS PER PASS	8.5	Tulsa (09/03/2022)
TD PASSES	2	at New Mexico (10/08/2022)
	2	San Jose St. (10/01/2022)
	2	at BYU (09/24/2022)
	2	Tulsa (09/03/2022)
TOTAL PLAYS	77	Northern Colo. (09/10/2022)
TOTAL OFFENSE	529	Utah St. (10/22/2022)
YARDS PER PLAY	7.5	at Hawaii (10/29/2022)
POINTS	40	Tulsa (09/03/2022)
SACKS BY	6	Utah St. (10/22/2022)
FIRST DOWNS	28	Utah St. (10/22/2022)
PENALTIES	7	at Fresno St. (11/25/2022)
	7	Northern Colo. (09/10/2022)
PENALTY YARDS	70	at Fresno St. (11/25/2022)
TURNOVERS	3	Boise St. (11/19/2022)
	3	at Illinois (08/27/2022)
PUNTS	9	at Fresno St. (11/25/2022)
PUNTING AVG	51.8	San Jose St. (10/01/2022)
LONG PUNT	67	San Jose St. (10/01/2022)
PUNTS INSIDE 20	3	at Fresno St. (11/25/2022)
	3	San Jose St. (10/01/2022)
LONG PUNT RETURN	10	at Illinois (08/27/2022)

Wyoming - Individual Game Highs

RUSHES	28	Titus Swen vs Utah St. (10/22/2022)
YARDS RUSHING	212	Titus Swen vs Boise St. (11/19/2022)
TD RUSHES	3	Titus Swen vs Utah St. (10/22/2022)
	3	Titus Swen vs Northern Colo. (09/10/2022)
LONG RUSH	83	Titus Swen vs Boise St. (11/19/2022)
PASS ATTEMPTS	30	Andrew Peasley vs Ohio (N) (12/30/2022)
	30	Andrew Peasley vs Northern Colo. (09/10/2022)
	30	Andrew Peasley vs Tulsa (09/03/2022)
PASS COMPLETIONS	20	Andrew Peasley vs Tulsa (09/03/2022)
YARDS PASSING	256	Andrew Peasley vs Tulsa (09/03/2022)
TD PASSES	2	Andrew Peasley at New Mexico (10/08/2022)
	2	Andrew Peasley vs San Jose St. (10/01/2022)
	2	Andrew Peasley at BYU (09/24/2022)
	2	Andrew Peasley vs Tulsa (09/03/2022)
LONG PASS	51	Andrew Peasley vs Tulsa (09/03/2022)
RECEPTIONS	6	Wyatt Wieland vs Utah St. (10/22/2022)
	6	Joshua Cobbs vs Air Force (09/16/2022)
YARDS RECEIVING	94	Wyatt Wieland vs Utah St. (10/22/2022)
TD RECEPTIONS	2	Treyton Welch at New Mexico (10/08/2022)
LONG RECEPTION	51	Joshua Cobbs vs Tulsa (09/03/2022)
PUNTS	7	Clayton Stewart vs Ohio (N) (12/30/2022)
	7	Clayton Stewart at Fresno St. (11/25/2022)
	7	Clayton Stewart at New Mexico (10/08/2022)
	7	Clayton Stewart at Illinois (08/27/2022)
PUNTING AVG	51.8	Clayton Stewart vs San Jose St. (10/01/2022)
LONG PUNT	67	Clayton Stewart vs San Jose St. (10/01/2022)
PUNTS INSIDE 20	3	Clayton Stewart at Fresno St. (11/25/2022)
	3	Clayton Stewart vs San Jose St. (10/01/2022)
LONG PUNT RETURN	10	Caleb Cooley at Illinois (08/27/2022)
LONG KICKOFF RETURN	37	Cameron Stone at BYU (09/24/2022)
TACKLES	13	Easton Gibbs at Colorado St. (11/12/2022)
	13	Easton Gibbs at New Mexico (10/08/2022)
SACKS	3	DeVonne Harris vs Utah St. (10/22/2022)
	3	Oluwaseyi Omotosho vs Northern Colo. (09/10/2022)
TACKLES FOR LOSS	3	Braden Siders vs Ohio (N) (12/30/2022)
	3	DeVonne Harris at Hawaii (10/29/2022)
	3	DeVonne Harris vs Utah St. (10/22/2022)
	3	Oluwaseyi Omotosho vs Northern Colo. (09/10/2022)