



CWS (2014, 2016, 2018, 2019) | BIG 12 TITLES (1997, 1998, 2016, 2017, 2018) | #WRECKEM

TEXAS TECH RED RAIDERS

NCAA Baseball Championship | Gainesville Regional

2023 GAME NOTES

SCHEDULE / RESULTS

Overall: 39-21 | Big 12: 12-12 | H: 30-7 | A: 6-10 | N: 3-4

FEBRUARY

Fri. 17	Gonzaga	ESPN+	W, 8-4
Sat. 18	Gonzaga	ESPN+	W, 10-3
Sun. 19	Gonzaga	ESPN+	W, 12-3
Mon. 20	Gonzaga	ESPN+	W, 9-8
Fri. 24	Western Illinois	ESPN+	W, 11-3
Sat. 25	Western Illinois - DH1	ESPN+	W, 24-9
Sat. 25	Western Illinois - DH2	ESPN+	W, 6-5
Sun. 26	Western Illinois	ESPN+	W, 14-8
Tue. 28	Air Force	ESPN+	W, 9-4

MARCH

Wed. 1	Air Force	ESPN+	W, 18-5
Fri. 3	vs. Rice*	AT&T SportsNet SW	L, 3-2
Sat. 4	vs. Michigan*	AT&T SportsNet SW	W, 10-7
Sat. 5	vs. Texas A&M*	AT&T SportsNet SW	L, 4-2 ¹⁶
Tue. 7	New Mexico	ESPN+	W, 6-3
Fri. 10	Iowa	ESPN+	W, 17-5
Sat. 11	Iowa	ESPN+	W, 8-3
Sun. 12	Iowa	ESPN+	L, 10-9
Tue. 14	UT Arlington	ESPN+	W, 10-1
Wed. 15	UT Arlington	ESPN+	W, 14-7
Fri. 17	Oklahoma State (Big 12)	ESPN+	W, 8-7 ¹⁰
Sat. 18	Oklahoma State (Big 12)	ESPN+	L, 9-4
Sun. 19	Oklahoma State (Big 12)	ESPN+	W, 12-1 ⁷
Fri. 24	at Texas (Big 12)	LHN	L, 6-2
Sat. 25	at Texas (Big 12)	LHN	L, 6-5
Sun. 26	at Texas (Big 12)	LHN	L, 9-8
Tue. 28	at New Mexico	MWN	L, 11-10
Fri. 31	TCU (Big 12)	ESPN+	W, 20-16

APRIL

Sat. 1	TCU (Big 12)	ESPN+	L, 10-7
Sun. 2	TCU (Big 12)	ESPN+	W, 10-5
Fri. 7	North Dakota State	ESPN+	L, 8-1
Sat. 8	North Dakota State - DH1	ESPN+	W, 8-5
Sat. 8	North Dakota State - DH2	ESPN+	W, 8-3
Mon. 10	at Stanford	Pac-12 Net	L, 6-4
Tue. 11	at Stanford	Pac-12 Insider	W, 11-2
Fri. 14	at Oklahoma (Big 12)	ESPN+	W, 13-7 ¹⁰
Sat. 15	at Oklahoma (Big 12)	ESPN+	W, 9-5
Sun. 16	at Oklahoma (Big 12)	ESPN+	L, 12-8 ⁸
Tue. 18	Grand Canyon	ESPN+	W, 6-1
Wed. 19	Grand Canyon	ESPN+	W, 11-6
Fri. 21	Baylor (Big 12)	ESPN+	W, 10-1
Sat. 22	Baylor (Big 12) - DH1	ESPN+	W, 14-9
Sat. 23	Baylor (Big 12) - DH2	ESPN+	L, 6-4
Tue. 25	at Abilene Christian**	ESPN+	W, 15-11
Fri. 28	at Kansas State (Big 12)	ESPN+	L, 3-2
Sat. 29	at Kansas State (Big 12)	ESPN+	W, 5-2
Sun. 30	at Kansas State (Big 12)	ESPN+	L, 10-8

MAY

Fri. 5	Sam Houston	ESPN+	W, 12-10
Sat. 6	Sam Houston	ESPN+	L, 9-3
Sun. 7	Sam Houston	ESPN+	W, 10-8
Tue. 9	Abilene Christian	ESPN+	W, 13-3 ⁷
Fri. 12	at West Virginia (Big 12)	ESPN+	W, 5-2
Sat. 13	at West Virginia (Big 12)	ESPN+	L, 17-2
Sun. 14	at West Virginia (Big 12)	ESPN+	L, 5-3
Thu. 18	Kansas (Big 12)	ESPN+	L, 3-1
Fri. 19	Kansas (Big 12)	ESPN+	W, 8-7 ¹⁰
Sat. 20	Kansas (Big 12)	ESPN+	W, 15-1 ⁷
Phillips 66 Big 12 Championship (Arlington, Texas/Globe Life Field)			
Wed. 24	vs. West Virginia	ESPN+	W, 6-2
Thu. 25	vs. Oklahoma	ESPN+	W, 9-8
Sat. 27	vs. Oklahoma State	ESPN+	L, 8-1
Sat. 27	vs. Oklahoma State	ESPN+	L, 6-5

June 2-5: NCAA Gainesville Regional

June 9-12: NCAA Super Regionals (Campus Sites)

June 16-25/26: NCAA College World Series (Omaha, Neb./Charles Schwab Field)

All times central, subject to change

* Shriners Children's College Classic/Minute Maid Park

** game suspended in B-4th (lightning); resumed/completed in Lubbock on 5/9 - per NCAA rules, recorded as an away game

COACHING STAFF

6	Tim Tadlock	Head Coach (11th Season)
19	J-Bob Thomas	Asst. Coach/3rd Base (11th Season)
50	Matt Gardner	Asst. Coach (10th Season)
12	Eric Gutierrez	V. Asst. Coach/1st Base (5th Season)
	Joe Hughes	Director of Operations (11th Season)
	Ray Hayward	Special Assistant (11th Season)
	Bryan Simpson	Athletic Trainer

Dates	Time (CT)	TV	PxP	Analyst
June 2	11 a.m.	ESPN	Mike Monaco	Xavier Scruggs
June 3-5	TBD	TBD	Mike Monaco	Xavier Scruggs



#3 TEXAS TECH RED RAIDERS

Head Coach _____ Tim Tadlock
Record _____ 37-21 Overall • 12-12 Big 12
Home/Away/Neutral _____ 30-7 / 5-8 / 3-4
Rankings: _____ D1: NR • BA: NR • NCBWA: RV
CB: NR • Coaches: NR

Team Leaders

B Avg. (min. 3 PA/gm) _____ Nolen Hester (.374)
RBI _____ Gavin Kash (81)
ERA (min. 1.0 IP/gm) _____ Mason Molina (3.72)



#2 UCONN HUSKIES

Head Coach _____ Jim Penders
Record _____ 43-15 Overall • 15-5 Big East
Home/Away/Neutral _____ 18-4 / 18-7 / 7-4
Rankings: _____ D1: 10 • BA: NR • NCBWA: 13
CB: 20 • Coaches: 14

Team Leaders

B Avg. (min. 3 PA/gm) _____ Dominic Freeberger (.349)
RBI _____ Ben Huber (63)
ERA (min. 1.0 IP/gm) _____ Stephen Quigley (4.75)

Date	Texas Tech Projected Starter	UConn Projected Starter
Friday, June 2	LHP Mason Molina (5-2, 3.72 ERA)	RHP Stephen Quigley (4-2, 4.75 ERA)



#1 FLORIDA GATORS

Head Coach _____ Kevin O'Sullivan
Record _____ 44-14 Overall • 20-10 SEC
Home/Away/Neutral _____ 30-6 / 11-7 / 3-1
Rankings: _____ D1: 2 • BA: 2 • NCBWA: 2
CB: 2 • Coaches: 2

Team Leaders

B Avg. (min. 3 PA/gm) _____ Wyatt Langford (.398)
RBI _____ Jac Caglianone (76)
ERA (min. 1.0 IP/gm) _____ Jac Caglianone (4.14)



#4 FLORIDA A&M RATTLETS

Head Coach _____ Jamey Shouppe
Record _____ 29-28 Overall • 18-12 SWAC
Home/Away/Neutral _____ 12-14 / 8-12 / 9-2
Rankings: _____ D1: NR • BA: NR • NCBWA: NR
CB: NR • Coaches: NR

Team Leaders

B Avg. (min. 3 PA/gm) _____ Ty Jackson (.374)
RBI _____ Sebastian Greico (68)
ERA (min. 1.0 IP/gm) _____ Hunter Viets (3.12)

as determined by June 2 outcomes, Texas Tech will face Florida or Florida A&M on Saturday; detailed Gainesville Regional bracket located on page 2

Headlines in 1-2-3

* For the seventh consecutive time, Texas Tech baseball has been invited to compete in the NCAA postseason. It was announced Monday morning the Red Raiders would be headed to the Gainesville Regional as a 3-seed. June baseball has become the standard in Lubbock since head coach Tim Tadlock joined the program in 2013, leading Texas Tech to the postseason eight times over his 11-year tenure. Texas Tech's seven-straight trips ranks tied for the sixth-longest active streak in college baseball as Southern Miss also owns a streak of seven. The Gainesville Regional is in an elite class, hosting a pair of baseball mainstays in June, as Florida owns the second-longest streak in baseball with 15 straight trips. The two programs also share the distinction of being two of six programs with four trips to Omaha since 2014 (Arkansas, Florida, Texas, Texas Tech, TCU, and Vanderbilt).

* While Tadlock has made June baseball the standard at Texas Tech, regionals on the road have been more uncommon than hosting regionals as it hosted five straight from 2016-2021. The last two bids have been road trips, Statesboro being the first last season and Gainesville the most recent - both



as 3-seeds in those respective trips. While being home is nice, Red Raider baseball with Tadlock has fond memories of the state of Florida, advancing to their first-ever College World Series in 2014 out of the Coral Gables Regional. It was the first postseason bid for Tech under Tadlock.

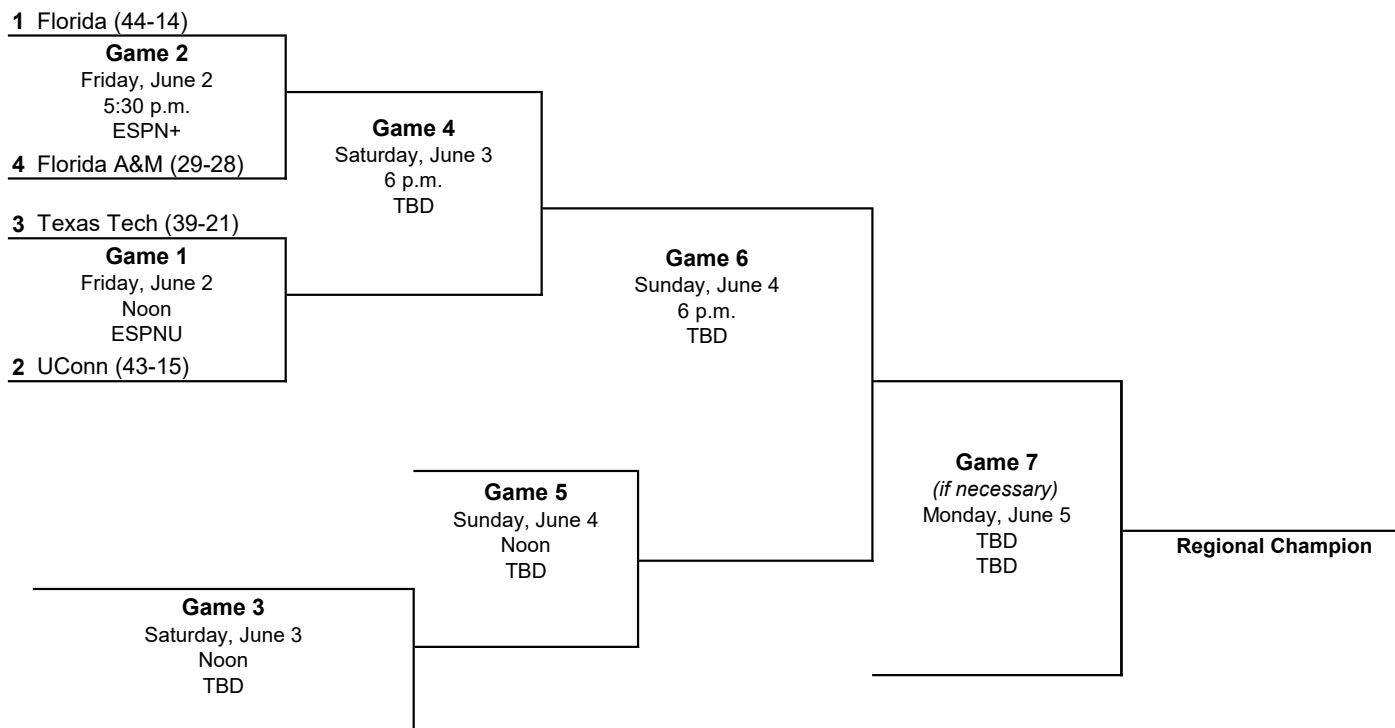
* All-Conference: Featured on the Texas Tech roster are a pair of first-team all-Big 12 players in 1B Gavin Kash and 3B Kevin Bazzell. Meanwhile, SP Mason Molina and OF Nolen Hester were named to the second team. Last weekend, Hester and SP/RP Kyle Robinson earned All-Big 12 tournament honors.

Projected Texas Tech Lineup

Pos.	#	Name	CL	B/T	Ht./Wt.	Avg.	R	H	2B	HR	RBI	BB	Notes
LF	41	Nolan Hester	Sr.	L/L	5-10/185	.374	56	77	17	2	35	58	Big 12 best 46-gm reached base streak
RF	2	Gage Harrelson	Fr.	L/L	6-3/175	.322	51	75	16	1	45	30	one of four that owns 20+ multi hit gms
2B	20	Austin Green	Jr.	S/R	6-0/195	.298	53	59	13	11	55	40	nine HRs left side/two HRs right side
3B	4	Kevin Bazzell	RFr.	R/R	6-1/205	.354	53	84	23	10	60	42	team-leader in multiple hit games w/ 27
1B	13	Gavin Kash	So.	L/R	6-3/210	.333	65	82	12	24	81	34	t-2nd in school history, most HRs
DH	9	Zac Vooletich	Sr.	R/R	5-10/190	.407	27	48	10	3	13	11	.420 BA in 28 starts
C	5	Hudson White	So.	R/R	6-1/200	.316	39	49	10	11	49	25	.419 BA and team-best 20 RBIs in May
CF	1	Dillon Carter	Jr.	L/R	6-1/215	.276	22	27	9	6	23	24	22-game absence during season/injury
SS	3	Tracer Lopez	Fr.	L/R	5-10/155	.268	36	48	6	4	31	21	.299 BA in Big 12 games



2023 NCAA Division I Baseball Championship Gainesville Regional June 2-5, 2023



2023 NCAA Tournament Field of 64

(1) Winston-Salem Regional hosted by Wake Forest
#2 Maryland (41-19) vs. #3 Northeastern (44-14), 1 p.m., ESPN+
#1 Wake Forest (47-10) vs. #4 George Mason (34-25), 7 p.m., ESPN+

(2) Gainesville Regional hosted by Florida
#2 UConn (43-15) vs. #3 Texas Tech (39-21), Noon, ESPNU
#1 Florida (44-14) vs. #4 Florida A&M (29-28), 5:30 p.m., ESPN+

(3) Fayetteville Regional hosted by Arkansas
#1 Arkansas (41-16) vs. #4 Santa Clara (35-18), 3 p.m., ESPN+
#2 TCU (37-22) vs. #3 Arizona (33-24), 9 p.m., ESPNU

(4) Clemson Regional hosted by Clemson
#1 Clemson (43-17) vs. #4 Lipscomb (36-24), 1 p.m., ESPN+
#2 Tennessee (38-19) vs. #3 Charlotte (34-26), 6 p.m., ESPNU

(5) Baton Rouge Regional hosted by LSU
#1 LSU (43-15) vs. #4 Tulane (19-40), 3 p.m., ESPNU
#2 Oregon St. (39-18) vs. #3 Sam Houston (38-23), 8 p.m., ESPN+

(6) Nashville Regional hosted by Vanderbilt
#2 Oregon (37-20) vs. #3 Xavier (37-23), 1 p.m., ESPN+
#1 Vanderbilt (41-18) vs. #4 Eastern Ill. (38-19), 6 p.m., SECN

(7) Charlottesville Regional hosted by Virginia
#1 Virginia (45-12) vs. #4 Army West Point (38-16), Noon, ESPN+
#2 East Carolina (45-17) vs. #3 Oklahoma (31-26), 7 p.m., ESPN2

(8) Stanford Regional hosted by Stanford
#1 Stanford (38-16) vs. #4 San Jose St. (31-25), 5 p.m., ESPN+
#2 Texas A&M (36-25) vs. #3 Cal St. Fullerton (31-22), 10 p.m., ESPN2

(9) Coral Gables Regional hosted by Miami (FL)
#2 Texas (38-20) vs. #3 Louisiana (40-22), 2 p.m., LHN
#1 Miami (FL) (40-19) vs. #4 Maine (32-19), 7 p.m., ESPN+

(10) Conway Regional hosted by Coastal Carolina
#2 Duke (35-21) vs. #3 UNCW (34-21), 1 p.m., ESPN+
#1 Coastal Carolina (39-19) vs. #4 Rider (35-19), 7 p.m., ESPN+

(11) Stillwater Regional hosted by Oklahoma St.
#2 DBU (45-14) vs. #3 Washington (34-18), 1 p.m., ESPN+
#1 Oklahoma St. (41-18) vs. #4 Oral Roberts (46-11), 7 p.m., ESPN+

(12) Lexington Regional hosted by Kentucky
#1 Kentucky (36-18) vs. #4 Ball St. (36-21), Noon, SECN
#2 West Virginia (39-18) vs. #3 Indiana (41-18), 7 p.m., ESPN+

(13) Auburn Regional hosted by Auburn
#2 Southern Miss. (41-17) vs. #3 Samford (36-23), 2 p.m., ESPN+
#1 Auburn (34-21-1) vs. #4 Penn (32-14), 7 p.m., ESPN+

(14) Terre Haute Regional hosted by Indiana St.
#1 Indiana St. (42-15) vs. #4 Wright St. (39-21), 1 p.m., ESPN+
#2 Iowa (42-14) vs. #3 North Carolina (35-22), 7 p.m., ACCN

(15) Columbia Regional hosted by South Carolina
#2 Campbell (44-13) vs. #3 NC State (35-19), 1 p.m., ACCN
#1 South Carolina (39-19) vs. #4 Central Conn. St. (36-12), 7 p.m., ESPN+

(16) Tuscaloosa Regional hosted by Alabama
#2 Boston College (35-18) vs. #3 Troy (39-20), 3 p.m., ESPN+
#1 Alabama (40-19) vs. #4 Nicholls (34-22), 7 p.m., ESPN+

* matchups and times correspond with first day of tournament



Texas Tech NCAA Postseason History

YEAR	SEED	OPPONENT	W/L	SCORE	SITE
MIDWEST REGIONAL					
1995	#1	vs. Providence	W	24-5	Wichita, Kan.
		vs. Arkansas	W	14-0	
		vs. #15 Stanford	W	3-1	
		vs. #15 Stanford	L	* 2-3	
		vs. #15 Stanford	L	^ 5-6	
CENTRAL LUBBOCK REGIONAL					
1996	#2	FRESNO STATE	L	5-12	Lubbock, Texas
		AKRON	W	7-2	
		FRESNO STATE	W	13-2	
		#1 SOUTHERN CALIFORNIA	L	10-13 (11)	
CENTRAL LUBBOCK REGIONAL					
1997	#1	TEXAS STATE	L	6-7 (11)	Lubbock, Texas
		MISSOURI STATE	L	2-4	
ATLANTIC MIAMI (FLA.) REGIONAL					
1998	#4	vs. #29 North Carolina	W	6-2	Coral Gables, Fla.
		vs. #9 South Carolina	L	8-9	
		at #1 Miami (Fla.)	L	0-13	
CENTRAL LUBBOCK REGIONAL					
1999	#2	RUTGERS	W	5-2	Lubbock, Texas
		WISCONSIN-MILWAUKEE	W	8-5	
		#1 RICE	L	* 1-3	
		#1 RICE	L	^ 11-15	
HOUSTON REGIONAL					
2000	#3	vs. Rice	L	2-5	Houston, Texas
		vs. Princeton	W	10-1	
		vs. Rice	L	4-11	
FULLERTON REGIONAL					
2001	#3	vs. #19 Arizona State	L	3-12	Fullerton, Calif.
		vs. Temple	W	14-3	
		vs. #19 Arizona State	W	% 9-8	
		at #1 Cal State Fullerton	W	11-5	
		at #1 Cal State Fullerton	L	* 2-9	
RICE REGIONAL					
2002	#2	vs. Washington	W	5-4	Houston, Texas
		at #2 Rice	L	0-6	
		vs. Washington	L	1-3	
ATLANTA REGIONAL					
2004	#2	vs. Mississippi State	W	10-6	Atlanta, Ga.
		at #5 Georgia Tech	L	3-9	
		vs. Mississippi State	W	14-7	
		at #5 Georgia Tech	L	* 3-5	
CORAL GABLES REGIONAL					
2014	#2	vs. Columbia	W	% 3-2	Coral Gables, Fla.
		at No. 3 Miami (Fla.)	W	3-0	
		at No. 3 Miami (Fla.)	L	1-2 (10)	
		at No. 3 Miami (Fla.)	W	4-0	
LUBBOCK SUPER REGIONAL					
	#2	#16 COLLEGE OF CHARLESTON	W	1-0	Lubbock, Texas
		#16 COLLEGE OF CHARLESTON	W	1-0	
COLLEGE WORLD SERIES					
	#2	vs. #2 TCU	L	2-3	Omaha, Neb.
		vs. #4 Ole Miss	L	1-2	
LUBBOCK REGIONAL					
2016	#1@	FAIRFIELD	W	12-1	Lubbock, Texas
		NEW MEXICO	W	4-3	
		#17 DALLAS BAPTIST	L	6-10	
		#17 DALLAS BAPTIST	W	5-3	
LUBBOCK SUPER REGIONAL					
	#1	#16 EAST CAROLINA	L	6-8	Lubbock, Texas
		#16 EAST CAROLINA	W	3-1 (13)	
		#16 EAST CAROLINA	W	11-0	
COLLEGE WORLD SERIES					
	#1	vs. #3 TCU	L	3-5	Omaha, Neb.
		vs. #1 Florida	W	3-2	
		vs. #5 Coastal Carolina	L	5-7	
LUBBOCK REGIONAL					
2017	#1@	DELAWARE	W	5-2	Lubbock, Texas
		SAM HOUSTON STATE	W	6-0	
		SAM HOUSTON STATE	L	8-9	
		SAM HOUSTON STATE	L	3-4	
LUBBOCK REGIONAL					
2018	#1@	NEW MEXICO STATE	W	9-2	Lubbock, Texas
		LOUISVILLE	W	10-4	
		LOUISVILLE	W	11-6	
LUBBOCK SUPER REGIONAL					
	#1@	DUKE	W	6-4	Lubbock, Texas
		DUKE	L	2-12	
		DUKE	W	6-2	
COLLEGE WORLD SERIES					
	#1	vs. #1 Florida	W	6-3	Omaha, Neb.
		vs. #5 Arkansas	L	4-7	
		vs. #1 Florida	L	6-9	
LUBBOCK REGIONAL					
2019	#1@	ARMY	W	9-2	Lubbock, Texas
		DALLAS BAPTIST	W	10-4	
		DALLAS BAPTIST	W	11-6	
LUBBOCK SUPER REGIONAL					
	#1@	#9 OKLAHOMA STATE	W	8-6	Lubbock, Texas
		#9 OKLAHOMA STATE	L	5-6	
		#9 OKLAHOMA STATE	W	8-6	
COLLEGE WORLD SERIES					
	#1@	vs. Michigan	L	3-5	Omaha, Neb.
		vs. #5 Arkansas	W	5-4	
		vs. Florida State	W	4-1	
		vs. Michigan	L	3-15	
LUBBOCK REGIONAL					
2021	#1@	ARMY	W	6-3	Lubbock, Texas
		NORTH CAROLINA	W	7-2	
		#21 UCLA	W	8-2	
LUBBOCK SUPER REGIONAL					
	#1@	#9 STANFORD	L	15-3	Lubbock, Texas
		#9 STANFORD	L	9-0	
STATESBORO REGIONAL					
2022	#3	vs. #17 Notre Dame	L	2-3	Statesboro, Ga.
		vs. UNC Greensboro	W	2-0	
		at #21 Georgia Southern	W	3-1	
		vs. #17 Notre Dame	L	1-2	

TEXAS TECH NCAA TOURNAMENT RECORDS

By Seed	W	L
No. 1	27	18
No. 2	12	11
No. 3	6	6
No. 4	1	2
TOTAL	46	37
By Site	W	L
Atlanta, Ga.	2	2
Coral Gables, Fla.	4	3
Fullerton, Calif.	3	2
Houston, Texas	2	4
Lubbock, Texas	26	14
Omaha, Neb.	4	8
Statesboro, Ga.	2	2
Wichita, Kan.	3	2
TOTAL	46	37
By Opponents	W	L
Akron	1	0
Arizona State	1	1
Arkansas	2	1
Army	2	0
Cal State Fullerton	1	1
Coastal Carolina	0	1
College of Charleston	2	0
Columbia	1	0
Dallas Baptist	3	1
Delaware	1	0
Duke	2	1
East Carolina	2	1
Fairfield	1	0
Florida	2	1
Florida State	1	0
Fresno State	1	1
Georgia Southern	1	0
Georgia Tech	0	2
Louisville	2	0
Miami (Fla.)	2	2
Michigan	0	2
Mississippi State	2	0
Missouri State	0	1
New Mexico	1	0
New Mexico State	1	0
North Carolina	2	0
Notre Dame	0	2
Oklahoma State	2	1
Ole Miss	0	1
Princeton	1	0
Providence	1	0
Rice	0	5
Rutgers	1	0
Sam Houston State	1	2
South Carolina	0	1
Southern California	0	1
Stanford	1	4
TCU	0	2
Temple	1	0
Texas State	0	1
UCLA	1	0
UNC Greensboro	1	0
Washington	1	1
Wisconsin-Milwaukee	1	0
TOTAL	46	37
By Coaches	W	L
Larry Hays (1995-2004)	15	18
Tim Tadlock (2013-)	31	19
TOTAL	46	37

* - NCAA Regional Championship Game
 ^ - NCAA Regional "If Necessary" Championship Game
 % - Walk-off win
 @ - National Seed

Note: Due to the COVID-19 Pandemic, the 2020 NCAA Tournament was canceled.



NCAA Tournament Records

INDIVIDUAL HITTING

- SINGLE GAME

Batting Average (min. 4 AB) _____ 1.000 (6-for-6), Joe Dillon vs. #1 USC (5/26/96)
 _____ 1.000 (4-for-4), Zach Rheams vs. Louisville (6/3/18)
 At-Bats _____ 7, Matt Kastelic/Brad Davis vs. #1 USC (5/26/96)
 Runs _____ 4 2x, Josh Haney vs. Mississippi State (6/5/04)*
 Hits _____ 6, Joe Dillon vs. #1 USC (5/26/96)
 Doubles _____ 2, 14x, Josh Jung vs. Sam Houston State (6/5/17)*
 Triples _____ 1, 11x, Jace Jung vs. Stanford (6/11/21)*
 Home Runs _____ 2, 6x, Cal Conley vs. Army (6/4/21)*
 RBI _____ 6, Clint Bryant vs. Providence (5/27/95)
 Total Bases _____ 11, Zach Rheams vs. Louisville (6/3/18)
 Walks _____ 4, Stephen Smith vs. #16 East Carolina (6/10/16)
 Stolen Bases _____ 2 6x, Grant Little vs. #1 Florida (6/18/18)*
 Hit For The Cycle _____ Clint Bryant vs. Providence (5/27/95)

INDIVIDUAL HITTING

- CUMULATIVE (NCAA Regionals Only)

At-Bats _____ 31, Tanner Gardner (2016)
 Runs _____ 9, Stephen Smith (2016)
 Hits _____ 14, Clint Bryant (1995)
 Doubles _____ 5, Stubby Clapp (1996)
 Triples _____ 1, 9x, Nate Rombach (2021)*
 Home Runs _____ 3, 5x, Cameron Warren (2019)*
 RBI _____ 13, Clint Bryant (1995)
 Walks _____ 11, Stephen Smith (2016)
 Stolen Bases _____ 4 2x, Kerry Hodges (2001)

TEAM HITTING

- SINGLE GAME

At-Bats _____ 54, vs. #1 USC (5/26/96)
 Fewest At-Bats _____ 29, 3x, vs. Stanford (6/12/21)*
 Runs _____ 24, vs. Providence (5/27/95)
 Runs (Inning) _____ 10, vs. Providence (5/27/95)
 Fewest Runs _____ 0, 3x, vs. Stanford (6/12/21)*
 Combined Runs _____ 29, vs. Providence (5/27/95)
 Hits _____ 27, vs. Providence (5/27/95)
 Fewest Hits _____ 2, vs. Stanford (6/12/21)
 Doubles _____ 7, vs. Providence (5/27/95)
 Triples _____ 2 2x, vs. Akron (5/24/96)*
 Home Runs _____ 6, vs. Providence (5/27/95)
 RBI _____ 24, vs. Providence (5/27/95)
 Walks _____ 10, vs. #16 East Carolina (6/11/16)
 Stolen Bases _____ 3 5x, vs. #1 Florida (6/21/16)*
 Left On Base _____ 15, vs. #16 East Carolina (6/11/16)

TEAM HITTING

- CUMULATIVE (NCAA Regionals Only)

Batting Average _____ .361, 60-for-166 (1996)
 Worst Batting Average _____ .189, 14-for-78 (1997)
 At-Bats _____ 246 (2016)
 Runs _____ 49 (1995)
 Hits _____ 67, 2x, (2016)*
 Doubles _____ 18 (2016)
 Triples _____ 3 (1995)
 Home Runs _____ 10 (1995)
 RBI _____ 47 (1995)
 Walks _____ 45 (2016)
 Stolen Bases _____ 7 2x (2004)*
 Fewest Stolen Bases _____ 0 (1998)

INDIVIDUAL PITCHING

- SINGLE GAME

Innings _____ 9.0 10x, Cameron Smith at #3 Miami (Fla.) (6/2/14)*
 Strikeouts _____ 12, 2x, Chase Hampton vs. Notre Dame (6/3/22)*
 Complete Games _____ 14x, Cameron Smith at #3 Miami (Fla.) (6/2/14)*

INDIVIDUAL PITCHING

- CUMULATIVE (NCAA Regionals Only)

Wins _____ 1, many times (2022)*
 Innings _____ 16.0, Travis Smith (1995)
 Strikeouts _____ 16, Travis Smith (1995)
 Complete Games _____ 1, 14x, Cameron Smith at #3 Miami (Fla.) (6/2/14)*
 Appearances _____ 6, 6x, Taylor Floyd, Dane Haveman, John McMillon (2019)*
 Games Started _____ 2, 3x, Andrew Morris (2022)*
 Saves _____ 1, many times (2022)*

TEAM PITCHING

- SINGLE GAME

Innings _____ 13.0 vs. #16 East Carolina (6/11/16)
 Strikeouts _____ 15, 6x, vs. Notre Dame (6/3/22)*
 Fewest Strikeouts _____ 2, vs. #1 Cal State Fullerton (2nd game) (5/27/01)
 Runs Allowed _____ 15, 2x, vs. Stanford (6/12/21)*
 Earned Runs Allowed _____ 15, vs. Michigan (6/21/19)
 Runs Allowed in an Inning _____ 6, twice, (5th) vs. Duke (6/10/18)
 Fewest Runs Allowed _____ 0, 7x, vs. UNC Greensboro (6/4/22)*
 Fewest Earned Runs Allowed _____ 0, 9x, vs. UNC Greensboro (6/4/22)*
 Walks Allowed _____ 12, vs. Michigan (6/21/19)
 Hits Allowed _____ 19, vs. #1 USC (5/26/96)
 Fewest Hits Allowed _____ 3 2x, at #3 Miami (Fla.) (6/2/14)*
 Fewest Walks Allowed _____ 0 5x, vs. #16 College of Charleston (6/7/14)*

TEAM PITCHING

- CUMULATIVE (NCAA Regionals Only)

Innings _____ 66.0 (2016)
 ERA _____ 0.97 (2014)
 Worst ERA _____ 7.67 (1998)
 Strikeouts _____ 49 (2016)
 Fewest Strikeouts _____ 4 (1995)

* - Most recent occasion

MISCELLANEOUS

Attendance _____ 25,367, vs. #5 Coastal Carolina (6/23/16)
 Longest Game (Time) _____ 4:56, vs. #16 East Carolina (6/11/16)
 Shortest Game (Time) _____ 1:52, vs. #15 Stanford (5/28/95)
 Longest Game (Innings) _____ 13.0, vs. #16 East Carolina (6/11/16)
 Games Played (Postseason) _____ 10 (2016, 2019)
 Runs in an Inning _____ 10 (8th), vs. Providence (5/27/95)
 Biggest Comeback Win _____ 5 runs (3-8, Top 4) vs. #19 Arizona State (W, 9-8) (5/26/01)
 Largest Lead After 1 Innings _____ 8-0, vs. Providence (5/27/95)
 Largest Blown Lead _____ 6 runs (8-2, 8th) vs. #9 South Carolina (L, 8-9) (5/22/98)
 Pitchers Used in a Game _____ 7, 3x, vs. Stanford (L, 3-15) (6/12/21)*
 Consecutive Innings Scoring a Run (Hitting) 6, vs. Providence (5/27/95), vs. Arkansas (5/28/95)
 Consecutive Innings without Scoring a Run (Hitting) 16, at #2 Rice (6/1/02), vs. Washington (6/1/02)
 Consecutive Innings Allowing a Run (Pitching) _____ 8, vs. Fresno State (5/23/96)
 Consecutive Scoreless Innings (Pitching) 27, at #3 Miami (6/2/14), vs. #16 College of Charleston (6/7-8/14)

Notes

SERIES HISTORY - UCONN

- Friday's meeting will be the sixth all-time between Texas Tech and UConn. The previous five meetings came in two separate meetings with the most recent a four-game set in Lubbock in 2021. The first-ever meeting was a neutral site contest in Orlando, Fla., in 2013, in Tim Tadlock's first season.

2021 TEXAS TECH-UCONN SERIES: IN REVIEW

Texas Tech closed a four-game set versus UConn with fireworks as Nate Rombach, Cal Conley and Braxton Fulford hit back-to-back-to-back home runs in the bottom of the 10th to send Texas Tech to a wild 9-8 walk-off win over UConn on Monday, completing a four-game sweep. The Huskies scored two in the top half of the 10th to take an 8-6 lead, but all three batters who came to the plate in the 10th homered to left field. Rombach, Conley and Fulford were a combined 0-for-11 with six strikeouts on the day prior to their heroics. Freshman Brendan Girton, now a redshirt sophomore on the current squad, would receive the win as he pitched the final two innings. (Game 3): Texas Tech baseball jumped out to an 8-1 lead and finished with a run in every inning to outslug UConn, 15-13. The Huskies came storming back into the contest, scoring seven runs over the eighth and ninth innings. (Game 2): Tech opened up a 3-0 lead in the first and used a six-run eighth to separate a 4-3 advantage into cruising to a 10-3 win over UConn. Tech waited around for a lightning delay in the top of the sixth before the late offensive outburst. (Game 1): While offense stole the show over the final three games, the first game was about defense in a tight 4-3 win.

→ It was the first time a Big East member visited Lubbock since Seton Hall in 2002.

RED RAIDERS WITH UCONN EXPERIENCE

During the 2021 series, the following Red Raiders on the 2023 team, saw action against the 2021 Huskies: Brandon Beckel (0.0 IP), Josh Sanders (2.0 IP), Andrew Devine (3.0 IP), Derek Bridges (1.1 IP), Brendan Girton (2.0 IP) and Drew Woodcox (2 GP/1 GS, 0-for-2).

2013 TEXAS TECH-UCONN: IN REVIEW

While the sixth-ever meeting will happen Friday in Florida, the first-ever meeting came in Florida as well between the Red Raiders and Huskies. In 2013 in Orlando, Fla., at the UCF Wawa Weekend Classic at Jay Bergman Field, UConn defeated Texas Tech 1-0 in 11 innings in its fifth game in five days at the Classic.

→ Red Raiders' volunteer assistant coach Eric Gutierrez, went 1-for-4 in the game making his first career start as a designated hitter during his freshman season.

SERIES HISTORY - FLORIDA

- Should Texas Tech meet Florida, it would be the first time the teams did not face off in Omaha for a College World Series matchup.
- Both programs eliminated one another from the CWS in the two respective years they saw each other (2016, 2018), on the same date, two years apart.
- The first time these two programs played, the Red Raiders eliminated Florida, 3-2, from the CWS on June 21, 2016.
- The last time these two programs played, Florida eliminated the Red Raiders, 9-6, from the CWS on June 21, 2018.
- Texas Tech opened the 2018 CWS with a 6-3 win against Florida before dropping two in a row.

GATORS VISIT TEXAS TECH BUT DON'T PLAY

In 2019, Florida visited Texas Tech for the Lubbock Regional but never played the Red Raiders. The Gators entered the tournament as the 3-seed and fell to 2-seed Dallas Baptist 11-8 in the opening game. Florida and Army faced off in an elimination game the next day that the Gators won, setting up a second game with DBU, who eliminated them before a chance to face the Red Raiders.

→ The Gators' trip to Lubbock in 2019 was their first regional away from Gainesville since 2013 and remains the last regional they traveled for.

CAN A BIG 12 TEAM FIND SUCCESS IN THE SWAMP AGAIN

A season ago, fellow Big 12 mate Oklahoma traveled to the 2022 Gainesville Regional and emerged as the regional champion en route to the 2022 College World Series. In fact, it has been since 2018 that a Florida team that hosted, advanced into the Super Regional round. In 2019, Florida did not host, it traveled to Lubbock, but in 2021 hosted and went 0-2 while in 2022 went 3-2, losing to the Sooners in the regional championship.

IT WOULD BE A FIRST AGAINST THE RATTTLERS

Should Texas Tech meet Florida A&M, it would be the first-ever meeting between the programs. FAMU is a member of the Southwestern Athletic Conference, the Red Raiders last contest versus a SWAC program was in 2021 versus Texas Southern. Overall versus the conference, the Red Raiders own a 15-0 record. The regional bid marks the third time in program history the Rattlers have made it to the NCAA Tournament, all three times under Coach Jamey Shouppe. The Rattlers aim to win their first NCAA Tournament game in program history after losing to Florida and Florida Atlantic in 2015, Georgia Tech, and Coastal Carolina in 2019.

Series History

UCONN (4-1)

Home: 4-0
Away: 0-0
Neutral: 0-1
Streak: W4

*ALL-TIME MEETINGS*

2/24/13	Orlando, Fla.	L, 0-1 ¹¹
3/12/21	Lubbock, Texas	W, 4-3
3/13/21	Lubbock, Texas	W, 10-3
3/14/21	Lubbock, Texas	W, 15-13
3/15/21	Lubbock, Texas	W, 9-8 ¹⁰

SERIES NOTES:

Highest Scoring Game _____ 28 (3/14/21 - W, 15-13)
Largest Margin of Victory _____ 7 (3/13/21 - W, 10-3)
Largest Margin of Defeat _____ 1 (2/24/13 - L, 0-1)
Most Runs by Texas Tech _____ 15 (3/14/21)
Most Runs by UConn _____ 13 (3/14/21)

FLORIDA (2-1)

Home: 0-0
Away: 0-0
Neutral: 2-1
Streak: L1

*ALL-TIME MEETINGS*

6/21/16	Omaha, Neb.	W, 3-2
6/17/18	Omaha, Neb.	W, 6-3
6/21/18	Omaha, Neb.	L, 6-9

SERIES NOTES:

Highest Scoring Game _____ 15 (6/21/18 - L, 6-9)
Largest Margin of Victory _____ 3 (6/17/18 - W, 6-3)
Largest Margin of Defeat _____ 3 (6/21/18 - L, 6-9)
Most Runs by Texas Tech _____ 6, 2x (last on 6/21/18)
Most Runs by Florida _____ 9 (6/21/18)

FLORIDA A&M (0-0)

Home: 0-0
Away: 0-0
Neutral: 0-0
Streak: -



NEVER MET



2023 Big 12 Honors

All-Big 12 First Team

C: Garret Guillemette, Texas
 IF: Roc Riggio, Oklahoma State
 IF: Brayden Taylor, TCU
IF: Gavin Kash, Texas Tech*
IF: Kevin Bazzell, Texas Tech
 OF: JJ Wetherholt, West Virginia*
 OF: Nolan Schubart, Oklahoma State
 OF: Porter Brown, Texas*
 OF: Dylan Campbell, Texas
 DH: Janson Reeder, Kansas
 UT: Carson Benge, Oklahoma State
 SP: Braden Carmichael, Oklahoma
 SP: Lucas Gordon, Texas*
 SP: Lebaron Johnson Jr., Texas
 SP: Ben Hampton, West Virginia
 RP: Tyson Neighbors, Kansas State
 RP: Carlson Reed, West Virginia
 *- unanimous selection

All-Big 12 Second Team

C: Chase Adkison, Oklahoma State
 IF: Cole Elvis, Kansas
 IF: Kodey Shojinaga, Kansas
 IF: Tyler Wulfert, Oklahoma State
 IF: Anthony Silva, TCU
 IF: Peyton Powell, Texas
 OF: Chase Jans, Kansas
 OF: Carson Benge, Oklahoma State
OF: Nolan Hester, Texas Tech
 OF: Landon Wallace, West Virginia
 OF: Braden Barry, West Virginia
 DH: Colin Bruegemann, Oklahoma State
 UT: Nolan McLean, Oklahoma State
 SP: Collin Baumgartner, Kansas
 SP: Owen Boerema, Kansas State
SP: Mason Molina, Texas Tech
 SP: Blaine Traxel, West Virginia
 RP: Isaac Stebens, Oklahoma State
 RP: Garrett Wright, TCU
A tie resulted in five outfielders on the second team.

All-Big 12 Honorable Mention

Baylor: Cortlan Castle
 Kansas State: Kaelen Culpepper, Brady Day, Nick Goodwin, Brendan Jones, Raphael Pelletier
 Oklahoma: Dakota Harris, James Hitt, Anthony Mackenzie, Bryce Madron, Kendall Pettis, John Spikerman
 Oklahoma State: Ben Abram, Nolan McLean (RP), Juaron Watts-Brown
 TCU: Karson Bowen, Kole Klecker, Cole Fontenelle, Louis Rodriguez
 Texas: Eric Kennedy, Jared Thomas
Texas Tech: Brandon Beckel, Gage Harrelson, Hudson White
 West Virginia: David Hagaman, Grant Hussey, Dayne Leonard, Aidan Major, Caleb McNeely, Logan Sauve, Tevin Tucker

All-Freshman Team

Kolby Branch, Baylor*
 Kodey Shojinaga, Kansas*
 Easton Carmichael, Oklahoma
 Carson Benge, Oklahoma State*
 Nolan Schubart, Oklahoma State*
 Ben Abeldt, TCU
 Karson Bowen, TCU*
 Kole Klecker, TCU
 Anthony Silva, TCU*
 Jared Thomas, Texas*
Kevin Bazzell, Texas Tech*
Gage Harrelson, Texas Tech
 *-unanimous selection

Player of the Year: JJ Wetherholt, West Virginia

Pitcher of the Year: Lucas Gordon, Texas

Co-Freshmen of the Year: Nolan Schubart, Oklahoma State & Kodey Shojinaga, Kansas

Newcomer of the Year: Tyler Wulfert, Oklahoma State

Coach of the Year: Randy Mazey, West Virginia

Notes

WE PLAY IN JUNE

Texas Tech earned its seventh consecutive postseason bid when it was invited to participate in the Gainesville Regional, June 2-5. The Red Raiders have become a mainstay under head coach Tim Tadlock when it comes to playing in June as Texas Tech owns the 6th longest streak in the nation for consecutive postseasons invited to. Overall, it's the eighth postseason for the Red Raiders under 11th-year head coach Tim Tadlock, and the 17th NCAA appearance overall for the Red Raiders in program history.

The regional on the road is the second straight for Texas Tech as it prepares its quest for its fifth College World Series appearance under head coach Tim Tadlock.

→ Of the Red Raiders' four trips to the CWS, three came by way of Lubbock while the third started in the state of Florida, at Coral Gables in 2014.

5-STRAIGHT REGIONALS AT HOME; LAST TWO ON ROAD

For five-consecutive postseasons, 2016-2021, the Red Raiders were one of 16 host sites selected to host the regional round by the NCAA Selection Committee. Texas Tech entered the 2022 season as the only program in the country to host every year since 2016. It was the first time in school history that Tech secured hosting an NCAA Regional in five-straight seasons. The Red Raiders have hosted regional action a total of eight times in Lubbock - 1996, 1997, 1999, 2016, 2017, 2018, 2019 and 2021. While that streak was snapped, the tradition of regional appearances continued as the Red Raiders traveled for the Statesboro Regional as the No. 3 seed last year and were once again selected for the postseason in 2023. Since 2014, Tadlock's teams have qualified for regional appearances in eight of the last nine competed seasons (DNQ-2015/COVID-2020).

→ In each of their six previous appearances, Tech has at minimum reached the regional final every year.

HISTORY IN ROAD REGIONALS

Of Texas Tech's 17 regional appearances, the 2023 edition is the ninth that started away from Lubbock, Texas. It is the second regional in a row for the Red Raiders as last year they were sent to the Statesboro Regional as a 3-seed, hosted by national 16-seed Georgia Southern. Tech advanced to the Regional Championship game, falling to 2-seed Notre Dame, 2-1, who would later upset super regional host Tennessee and move on to the CWS. In 2014, in their 10th regional appearance overall in program history at the time, the Red Raiders advanced past the regional round, which was on the road out of the Coral Gables regional hosted by Miami.

NCAA HISTORY AS THE 3-SEED

Texas Tech was slotted a 3-seed for the fourth time in its 17 tournament appearances. The Red Raiders have never been a 4-seed.

30 WINS YEAR AFTER YEAR IS NO EASY FEAT

Texas Tech reached 30 wins this season on April 29 at Kansas State. It marked the ninth-straight completed season that a Tim Tadlock ball club reached at least 30 wins. The skipper is responsible for nine of the all-time 31 30-win seasons. The current streak of nine-straight 30-win seasons is only short of the program-best 14-season streak of 30+ wins earned from 1994-2006. The Red Raiders had just one 30-win season (2011) between 2007-2013.

→ Texas Tech, Oklahoma State and TCU are the only three Big 12 schools that can claim nine-straight 30-win seasons, dating back to 2014.

40 WINS WITHIN REACH

Texas Tech is one win short of reaching 40 wins for the sixth time since 2013 under head coach Tim Tadlock. Prior to Tadlock's arrival, Texas Tech garnered just 11 40-win seasons in program history.

→ Since Tadlock's arrival in 2013, Texas Tech, Oklahoma State and TCU owns the most 40-win seasons in the Big 12 as each own five in that span.

BIG 12 TOURNAMENT REBOUND

For the first time since 1998, Texas Tech won the first two games of the Big 12 Championship tournament in a tournament the Red Raiders have historically not performed in well. Poised for an appearance in the Sunday championship game, needing just one win, Oklahoma State staved off elimination on Saturday and forced an "if necessary" game later that day and defeated the Red Raiders using a walk-off solo home run in the bottom of the ninth inning to end the Red Raiders' run in Arlington. Until this year's tournament, Tech's most successful run in recent history was in 2019, which led them to Saturday's early game like this year, but the Red Raiders entered as the team with one loss staving off elimination. The Red Raiders did so, earning its third win in the afternoon but could not defeat West Virginia twice to advance to Sunday's championship. Its three wins in the 2019 tournament, were its most wins in the tournament since 1998.

NEW TOURNEY TERRITORY FOR RED RAIDERS

The Red Raiders' 6-seed at the Big 12 tournament marked the first time since 2015, Texas Tech was not a Top 3 seed in the tournament. The Red Raiders entered this season as the only program in the Big 12 to finish in the top three of the league standings every year since 2016. Under head coach Tim Tadlock, the Red Raiders' No. 6-seed this season is their lowest position in the postseason tournament since his first year at the helm in 2013 as the No. 8-seed. In 2014 and 2015, Tech was the No. 4 seed and progressed to a Top 3 seed each year thereafter.

NATIONS-BEST POSTSEASON STREAK

Program	Consec. years
Vanderbilt	17
Florida	15
LSU	11
Oklahoma State	10
Dallas Baptist	9
Texas Tech	7
Southern Miss	7

Notes

THE RPI DISCUSSION

Texas Tech reached its seventh straight regional, and it did so by improving its RPI throughout the month of May. The Red Raiders saw their RPI improve although way up from 66 to 41. As recent as the Week 10 poll (released April 24), Texas Tech was ranked No. 14 in the D1Baseball poll but No. 66 in the RPI entering its last road series at Kansas State (April 28-30). The Red Raiders dropped that series 1-2 and tumbled out of the rankings but rose in the RPI to No. 61. Since that trip, Texas Tech continued to climb in the rankings that matter most.

Quad-1 Notes:

- Texas Tech is one of 21 teams in the NCAA that own 12 or more quad-1 wins.
- Ten of Tech's 13 quad-1 losses were away from Lubbock.
- Seven of Tech's 13 quad-1 losses were by two runs or less.
- Tech's 25 quad-1 matchups rank T-30th for most in NCAA.

QUAD WINS

(According to Warren Nolan):

- Quad 1: 12-13
- Quad 2: 5-3
- Quad 3: 9-1
- Quad 4: 13-4

BIG 12 LIFE AT HOME GREAT, ON THE ROAD, NOT AS MUCH

Texas Tech finished the Big 12 season winning five of their eight series despite a 12-12 conference record.

The Red Raiders did not lose a Big 12 home series this season, or any series, going 4-for-4 in Big 12 series and won all nine weekend series overall at Rip Griffin Park in 2023. Tech was a winner of four of its first five Big 12 series and stood 8-7 in league play entering back-to-back road Big 12 series at K-State (April 28-30) and at West Virginia (May 12-14) and fell victim to back-to-back series losses going 2-4 combined in those games. Three of its four losses in those two road series were by two runs or less.

BIG WINS, TOUGH LOSSES

Red Raider fans have been treated to their fair share of comfortable wins as the Texas Tech baseball team has won 22 games this season by more than five runs. On the flip side, Tech has lost its fair share of close games giving Red Raider fans much heartache. Thirteen of Texas Tech's 19 losses have come by two runs or less this season.

→ Three of Texas Tech's losses this season, each in true road games, have come as bottom-of-the-ninth walk-offs by the home team, all one-run losses, which were also three games in a row. The last time Texas Tech had lost three consecutive games by one run was in 2007 albeit just one was a walk-off loss.

2023 BIG 12 SCHEDULE

Rk.	Opp. (Dates)	Series Result/games
<i>rank reflects postseason seeding</i>		
1.	@ Texas (3/24-3/26)	L/0-3
2.	Okl. St. (3/17-3/19)	W/2-1
3.	@ West Virginia (5/12-5/14)	L/1-2
4.	TCU (3/31-4/2)	W/2-1
5.	@ Kansas St. (4/28-4/30)	L/1-2
6.	--- TEXAS TECH ---	
7.	@ Oklahoma (4/14-4/16)	W/2-1
8.	Kansas (5/18-5/20)	W/2-1
--	Baylor (4/21-4/23)	W/2-1

HEARTBREAK ENDINGS

(13 losses by two runs or less)

3/3	vs. Rice*	L, 3-2
3/5	vs. #15 Texas A&M*	L, 4-2 ¹⁶
3/12	#23 Iowa	L, 10-9
3/25	at Texas	L, 6-5
3/26	at Texas	L, 9-8
3/28	at New Mexico	L, 11-10
4/10	at #8 Stanford	L, 6-4
4/22	Baylor	L, 6-4
4/28	at Kansas State	L, 3-2
4/30	at Kansas State	L, 10-8
5/14	at #12 West Virginia	L, 5-3
5/18	Kansas	L, 3-1
5/27	vs. Oklahoma State#	L, 6-5

* at Minute Maid Park
at Globe Life Field

THE RED RAIDERS CAN SCORE

The Red Raiders offense was one of the highest-scoring offenses last season, and continue to be one in 2023. The Red Raiders' 506 runs in 2022 ranked as the 15th most in Division-I last year and tied for the ninth-most scored in a single season in program history.

The 2023 team has already surpassed that mark before starting its regional with 510 runs entering the Gainesville Regional, which includes 25 double-digit scoring games and a 24-1 record in those games. Texas Tech logged its 19th game scoring in double digits in its 40th game of the season (during game one of the doubleheader versus Baylor on Saturday, April 22). It matched the 19 games Tech logged in 2022 scoring 10 or more runs in a game during their 56-game season.

→ The Red Raiders enter the tournament game scoring 8.5 runs per game, which ranks 14th-best in the NCAA. Tech's 510 runs this season rank as the ninth-most scored in the NCAA.

RIDING THE LONG BALL TO WINS

Texas Tech is 20-4 this season when hitting two or more home runs versus being 19-17 when hitting one home run or none in its games this year.

The Red Raiders own the second-most home runs in the Big 12 (90), trailing Oklahoma State's 104 homers. Tech offenses over the last couple of seasons have had all-time Top 10 home run totals with the 2023 team continuing the trend as it's currently tied for fifth all-time with the 2021 team's 90 HRs. The 2022 team hit 83 to tie for the seventh-most all-time.

2023 TEXAS TECH HOME RUN LEADERS

(through 60 games)

- 24: Gavin Kash
11: Austin Green, Hudson White
10: Kevin Bazzell

GRAND SLAM COUNT (4)

- March 15 vs. UTA: Damian Bravo
- March 19 vs. OSU: Austin Green
- April 14 at OU: Gavin Kash
- May 20 vs. KU: Hudson White

2023 Texas Tech Record When...

	ALL	BIG 12
All Opponents	39-21	12-12
At Rip Griffin Park	30-7	8-4
On the road	6-10	4-8
At neutral sites	3-4	0-0
Big 12 Opponents	---	12-12
Non-Conference	27-9	---
Day Games	25-16	6-9
Night Games (6 p.m. & after)	14-5	6-3
Top-5 Teams	0-0	0-0
Top-10 Teams	1-1	0-0
Top 25 Teams	7-8	3-3
Unranked Teams <i>(as ranked by D1Baseball.com)</i>	32-13	9-9
February	9-0	0-0
March	10-8	3-4
April	11-7	6-5
May	9-6	3-3
June	0-0	0-0
Monday	1-1	0-0
Tuesday	7-1	0-0
Wednesday	4-0	0-0
Thursday	1-1	0-1
Friday	10-4	6-2
Saturday	11-8	4-5
Sunday	5-6	2-4
vs Left-handed Starter	10-7	3-4
vs Right-handed Starter	29-14	9-8
1-Run games	5-7	2-3
2-Run games	2-6	0-4
5+Run games	22-6	6-3
Extra innings	3-1	3-0
Shutouts	0-0	0-0
Scoring 0-2 runs	0-9	0-5
Scoring 3-5 runs	2-7	2-4
Scoring 6-9 runs	13-4	3-3
Scoring 10+ runs	24-1	7-0
Opponent 0-2 runs	9-0	5-0
Opponent 3-5 runs	15-5	2-3
Opponent 6-9 runs	12-10	4-5
Opponent 10+ runs	3-6	1-4
Scored in 1st inning	18-3	5-2
Opp. scored in 1st inning	12-6	6-3
Scores first	21-9	6-5
Opponent scores first	18-12	6-7
Leading after the 6th	32-4	9-2
Trailing after the 6th	5-17	3-10
Tied after the 6th	2-0	0-0
<i>one game ended after 7 inn in 2023</i>		
Leading after the 7th	31-3	9-1
Trailing after the 7th	4-14	1-9
Tied after the 7th	1-4	0-2
Leading after the 8th	32-1	8-0
Trailing after the 8th	1-15	0-10
Tied after the 8th	3-4	2-1
Hit 0 home runs	4-9	1-5
Hit 1 home run	15-8	4-4
Hit 2+ home runs	20-4	7-3
Opponent 0 home runs	21-5	7-2
Opponent 1 home run	13-5	3-4
Opponent 2+ HRs	5-11	2-6
Made 0 errors	12-6	7-6
Made 1 error	13-6	2-4
Made 2+ errors	14-9	3-2
Opponent made 0 errors	12-11	1-8
Opponent made 1 error	11-7	7-3
Opponent made 2+ errors	16-3	4-1
Out-hit opponent	33-4	12-1
Out-hit by opponent	5-16	0-10
Hits are tied	1-1	0-1

RED RAIDERS IN THE BIG LEAGUES



- Chuck Harrison (1965-67, 1969, 1971) - Houston, Kansas City
- Doug Ault (1976-78, 1980) - Texas
- Mike Humphreys (1991-93) - New York Yankees
- Donald Harris (1991-93) - Texas
- Mark Brandenburg (1995-1998) - Texas, Boston
- Ryan Nye (1997-00) - Philadelphia
- Travis Smith (1998, 2002, 2004, 2006) - Milwaukee, St. Louis, Atlanta
- Keith Ginter (2000-2006) - Houston, Milwaukee, Oakland
- Brandon Kolb (2000-01) - San Diego, Milwaukee
- Stubby Clapp (2001) - St. Louis
- Matt Miller (2001-02) - Detroit
- Travis Driskill (2002-04) - Baltimore
- Josh Bard (2002-2011) - Cleveland, Boston, San Diego, Washington, Seattle
- Trey Lunsford (2002-03) - San Francisco
- Steve Watkins (2004-05) - San Diego
- Joe Dillon (2005, 2007, 2009) - Florida, Milwaukee, Tampa Bay
- Jeff Karstens (2006-2013) - New York Yankees, Pittsburgh
- Chris Sampson (2006-2010) - Houston
- Dallas Braden (2007-2011) - Oakland
- Dustin Richardson (2009-2010) - Boston
- Josh Tomlin (2010-21) - Cleveland, Atlanta
- Zach Stewart (2011-14) - Toronto, Chicago White Sox, Boston
- A.J. Ramos (2012-18, 2020-21) - Miami, NY Mets, Colorado, LAA
- Nathan Karns (2013-19) - Washington, Tampa Bay, Seattle, KC, Baltimore
- Colt Hynes (2013-17) - San Diego
- Roger Kieschnick (2013-14) - San Francisco, Arizona, LA Angels
- Chad Bettis (2013-19) - Colorado
- Daniel Coulombe (2014-present) - LAD, Oak, NYY, Minn., Baltimore
- Kelby Tomlinson (2015-19) - San Francisco
- Robert Dugger (2019-present) - Miami, Seattle, Tampa, Cinn., Texas
- Parker Mushinski (2022-present) - Houston
- Davis Martin (2022-present) - Chicago White Sox
- Caleb Kilian (2022-present) - Chicago Cubs
- Josh Jung (2022-present) - Texas

MLB DRAFT/ TOP 100

- 1st Round (No. 5): Donald Harris, OF, Texas Rangers, 1989
- 1st Round (No. 8): Josh Jung, 3B, Texas Rangers, 2019
- 1st Round (No. 12): Jace Jung, 2B, Detroit Tigers, 2022
- 2nd Round (No. 41): Matt Miller, LHP, Detroit Tigers, 1996
- Supp. 1st Round (No. 45): Barrett Barnes, OF, Pittsburgh Pirates, 2012
- 2nd Round (No. 57): Ryan Nye, RHP, Philadelphia Phillies, 1994
- Competitive Balance Round B (No. 66): Clayton Beeter, RHP, LA Dodgers, 2020
- Competitive Balance Round B (No. 74): Grant Little, OF, San Diego Padres, 2018
- 2nd Round (No. 76): Chad Bettis, RHP, Colorado Rockies, 2010
- 3rd Round (No. 82): Roger Kieschnick, OF, SF Giants, 2008
- 4th Round (No. 83): Pat McKean, LHP, Atlanta Braves, 1971
- 3rd Round (No. 84): Bryce Bonnin, RHP, Cincinnati Reds, 2020
- 3rd Round (No. 84): Zach Stewart, RHP, Cincinnati Reds, 2008
- 4th Round (No. 89): Brandon Kolb, RHP, San Diego Padres, 1995
- 3rd Round (No. 100): Josh Bard, C, Colorado Rockies, 1999

Notes

CAREER WIN No. 400

The countdown to Texas Tech career win No. 400 is over for head coach Tim Tadlock. The Red Raiders' skipper became the second head coach to reach 400 wins in Texas Tech history on April 8 with an 8-3 win against North Dakota State (DH-game one). He was already the second-winningest head coach in Texas Tech history behind all-timer Larry Hays (813-479-3) and is now one of two coaches to reach the 400 milestone as the head coach of Texas Tech.

ALL-TIME WINNINGEST TEXAS TECH HEAD COACHES
 1. Larry Hays (1987-2008): 813-479-3
 2. Tim Tadlock (2013-Pres.): 418-215
 3. Kal Segrist (1968-83): 317-324-2

DYNAMIC FRESHMEN

The Red Raiders' starting nine had at least three freshmen in the starting lineup in 58 of 60 games. It topped out with five freshmen in the starting lineup in four different games (March 4 vs. Michigan, March 11 vs. Iowa, March 14 vs. UTA, March 18 vs. Oklahoma State). Tech started four freshmen in its lineup 24 times. Of that group, Kevin Bazzell is the only individual who was not a true freshman. In total, seven freshmen (six true freshmen) have seen position starts this season for the Red Raiders.

→ Out of the 60-game season, 23 starts on the mound were by true freshmen pitchers. Furthermore, an underclassman (Fr. or So.) started 58 of 60 games on the mound for Texas Tech in 2023 (Blessie - two starts).

NOT YOUR AVERAGE HIGH SCHOOL SENIOR SEASON

Will Burns and Tracer Lopez are not your average pair of freshman ball players. The duo, who both have made starts in the middle infield - second base/shortstop, both reclassified from the Class of 2023 to the Class of 2022. Lopez arrived in time for the fall semester, but Burns was playing high school football this past fall while his teammates were gearing up for Texas Tech's annual Red and Black scrimmage.

→ Six times this season the Red Raiders middle infield was fielded by the Burns/Lopez duo, a pair could be in high school in 2023. Burns started at shortstop for the Red Raiders while Tracer Lopez started at second base.

FAMILIARITIES

Nolen Hester may be a newcomer to the 2023 roster, but the Wofford transfer played at the same high school (Rockwall-Heath) as former Red Raider Cole Stilwell and current Red Raider Kevin Bazzell. Coming by way of California, freshman Will Burns shared the same high school, Trabuco Hills, as second-year pitcher Mason Molina. Incoming freshman Gage Harrelson joins the roster from Warner Robins, Ga., and while he's the only rostered player from Georgia in 2023, former Red Raider Gabe Holt, who was a 2019 seventh-round selection by the Milwaukee Brewers, resided from Bonaire, Ga., which is 6.5 miles from Harrelson's hometown.

HAPPY GRADUATION

Three Red Raiders, Derek Bridges, Dillon Carter and Ty Coleman, celebrated their respective graduations at Monongalia County Ballpark, May 13, rather than at the United Supermarkets Arena for commencement. Bridges and Carter have been at Tech for the duration of their collegiate careers while Coleman transferred from Texas A&M. Bridges is an accounting major, Carter an Agricultural Education major and Coleman a University Studies major. Bridges is in his third season while Carter his fourth. Coleman is in his second season at Tech and fifth overall year.

SENIOR SALUTE

A ceremony was held prior to the May 20 regular-season finale versus Kansas to honor the six-member senior class, which includes Bo Blessie, Ty Coleman, Ethan Coombes, Garrett Crowley, Nolen Hester and Zac Vooletich.

A GLANCE AT THE 2023 ROSTER

Texas Tech's 2023 team is a 39-man roster that includes 20 new faces in the dugout. Of the newcomers, there are 13 that join the team coming out of high school while seven transferred into the program. Of the 19 Red Raiders that wore the scarlet and black in 2022, 12 from that group are pitchers while seven are position players. Four players qualified as "COVID seniors", an exemption by the NCAA that allowed the 35-man roster to grow to 39.

FIRST TIME SINCE 2017 WITHOUT JUNG

Synonymous with Texas Tech Baseball has been the word, Jung. Every year since 2017, there has been a Jung on Tim Tadlock's roster card whether it was Josh Jung (2017-19) or Jace Jung (2020-22). The two standout players from San Antonio's MacArthur High School built their own legacies as Red Raiders but share the distinction of being two of the program's three all-time first round MLB Draft picks. Josh was selected eighth overall by the Texas Rangers in the 2019 MLB Draft while Jace was selected 12th overall by the Detroit Tigers in the 2022 MLB Draft. Both were first team all-americans, and the Big 12 Player of the Year trophy resided in the Jung household from 2019 to 2021 as Josh won the award in 2019 and Jace made it back-to-back Jung's to win the award in 2021 (the award was not presented in 2020).

→ On May 3, Josh Jung was named the AL Rookie of Month for April. Jung led AL rookies in hits (27), home runs (six) and total bases (44). He also drove in 21 runs, the most among all rookies.

THREE ON 2023 OPENING DAY ROSTERS

Former Texas Tech pitchers Parker Mushinski (Houston Astros) and Danny Coulombe (Baltimore), and 2019 first-round draft choice Josh Jung (Texas Rangers) were named to respective 2023 MLB Opening Day rosters.

Pitchers Mushinski (Houston Astros), Caleb Kilian (Chicago Cubs), Davis Martin (Chicago White Sox), plus infielder Jung (Texas Rangers) made their respective MLB debuts last season, therefore, Kilian and Martin could be back in the show at any time. Mushinski made his debut in a reliever role on April 17 against Seattle, Martin started at Kansas City on May 17 while Kilian on June 4 in a start versus St. Louis. Jung saw his first action on Sept. 9 and connected for a home run on his first career MLB at-bat versus the Toronto Blue Jays.

Notes

KASH SMASH

Texas Tech's Gavin Kash is having a historically great season when it comes to hitting home runs. The sophomore became the sixth Red Raider to reach 20 home runs in program history on April 21 versus Baylor. On May 5, Kash hit his 22nd home run of the season moving him into solo third all-time for single-season homers in program history, breaking a tie with Jace Jung's 21 hit in the 2021 season. He went a season-long seven games without a home run before hitting No. 23 and on May 24, hit his 24th to tie him for second-most all-time.

→ Kash's 24 home runs are the most recorded by a Red Raider since the 1997 season when Joe Dillon set the sitting program record of 33 home runs.

Kash was generally regarded as the top prep first-base prospect in Texas coming out of high school. As a freshman last year at Texas, however, he mostly sat behind unanimous national player of the year Ivan Melendez. After he decided to transfer, Kash played on the National Baseball Congress champion Santa Barbara Foresters with future Tech teammates Kyle Robinson, Kevin Bazzell and Hudson White.

LOOK FOR HIM ON BASE

Nolen Hester closed the regular season as the Big 12 Newcomer of the Week on Monday, May 22, would hear his name announced as a second-team All-Big 12 pick on May 24, and then on May 28 was selected to the Big 12 All-tournament team. Hester owns a Big 12 best 46 consecutive games reached base streak. In fact, he reached base in the regular season in 59-of-60 games with Tech's opening game of its series vs. Rice at Minute Maid Park being the only game he was unsuccessful reaching base. Hester's streak is the longest by a Red Raider since Jace Jung reached base safely in 50 consecutive games in 2021.

BE LIKE KASH

While everyone is well aware by now of Gavin Kash's ability to hit home runs, his teammates Kevin Bazzell and Hudson White have recently been clubbin' the ball like Kash. Bazzell hit three home runs in the same game versus Kansas (May 20) becoming the first Red Raiders to do so since 2022 when Parker Kelly hit three versus Merrimack on March 5. It was the first three-home run game in a Big 12 contest since Jace Jung mashed three in the same game versus TCU on April 11, 2021. Bazzell hit four home runs over the first 47 games of the 2023 season and has connected for six home runs over the last 12 games. White meanwhile has slugged five home runs over the last five games he played in.

A STRONG SECOND HALF

Zac Vooletich was not an everyday starter until the second half of the season, he became one because his ability to hit made him impossible to take out of the lineup. In his 28 starts, Vooletich has successfully had at least one base hit in 25 of his 28 starts and had a multi-hit effort in 17 of his 28 starts. He had a team-best 16-game hit streak and remains hot hitting 24 of the last 26 games.

BIG 12 BATTING LEADERS

Batting avg	Slugging pct	On base pct
1. Wetherholt, J.J.-WVU .443	1. Wetherholt, J.J.-WVU .778	1. Nolen Hester-TTU .536
2. Shojinaga, Kody-KU .378	2. Gavin Kash-TTU .696	2. Wetherholt, J.J.-WVU .512
3. Nolen Hester-TTU .374	3. Riggio, Roc-OSU .688	3. Day, Brady-KSU .492
4. Powell, Peyton-UT .358	4. Schubart, Nolan-OSU .671	4. Riggio, Roc-OSU .472
5. Day, Brady-KSU .356	5. Taylor, Brayden-TCU .650	5. Madron, Bryce-OU .471
Runs scored	Hits	Runs batted in
1. Taylor, Brayden-TCU 67	1. Wetherholt, J.J.-WVU 94	1. Gavin Kash-TTU 81
2. Wetherholt, J.J.-WVU 66	2. Kevin Bazzell-TTU 84	2. Schubart, Nolan-OSU 73
3. Gavin Kash-TTU 65	3. Gavin Kash-TTU 82	3. Mendham, David-OSU 61
4. Riggio, Roc-OSU 65	4. Nolen Hester-TTU 77	4. Riggio, Roc-OSU 60
5. Campbell, Dylan-UT 63	5. 2 tied at..... 75	Kevin Bazzell-TTU 60
Doubles	Triples	Home runs
1. Kevin Bazzell-TTU 23	1. Gage Harrelson-TTU 5	1. Gavin Kash-TTU 24
2. Wetherholt, J.J.-WVU 22	2. Andrade, Kobe-BU 4	2. Taylor, Brayden-TCU 21
3. Schubart, Nolan-OSU 20	3. Carmichael, Easton-OU 4	3. Riggio, Roc-OSU 17
4. Barry, Braden-WVU 19	4. 12 tied at..... 3	4. Schubart, Nolan-OSU 16
5. 2 tied at..... 18		Kennedy, Eric-UT 16
Total bases	Walks	Hit by pitch
1. Gavin Kash-TTU 172	1. Madron, Bryce-OU 59	1. Leonard, Dayne-WVU 19
2. Wetherholt, J.J.-WVU 165	2. Nolen Hester-TTU 58	2. Tucker, Tevin-WVU 16
3. Riggio, Roc-OSU 148	3. Nicklaus, Jackson-OU 51	3. Nolen Hester-TTU 15
4. Taylor, Brayden-TCU 145	4. Day, Brady-KSU 49	Brown, Marcus-OSU 15
5. 2 tied at..... 139	5. Taylor, Brayden-TCU 47	5. Wallace, Landon-WVU 14

BIG 12 PITCHING LEADERS

Earned run avg	Opposing bat avg	Innings pitched
1. Stebens, Isaac-OSU 2.24	1. Stebens, Isaac-OSU .196	1. Traxel, Blaine-WVU 99.2
2. Gordon, Lucas-UT 2.55	2. Watts-Brown, Juaron-OSU .210	2. Gordon, Lucas-UT 88.1
3. Johnson, Lebaron-UT 2.82	3. Trumper, Thaniel-KU .211	3. Boerema, Owen-KSU 85.1
4. Carmichael, Braden-OU 3.15	4. Klecker, Kole-TCU .214	4. Hampton, Ben-WVU 82.0
5. Baumgartner, Collin-KU 3.62	5. Gordon, Lucas-UT .219	5. Baumgartner, Collin-KU 79.2
Batters struck out	Batters SO out looking	Wins
1. Watts-Brown, Juaron-OSU 117	1. Mason Molina-TTU 35	1. Klecker, Kole-TCU 9
2. Mason Molina-TTU 98	2. Gordon, Lucas-UT 27	2. Abram, Ben-OSU 8
3. Boerema, Owen-KSU 95	3. Boerema, Owen-KSU 26	3. 5 tied at..... 7
4. Gordon, Lucas-UT 90	4. Stebens, Isaac-OSU 24	
5. 2 tied at..... 86	Fajardo, German-KSU 24	
Saves	Appearances	Games started
1. Neighbors, Tyson-KSU 11	1. Campbell, Carter-OU 32	1. Fajardo, German-KSU 16
2. Reed, Carlson-WVU 7	2. Trumper, Thaniel-KU 30	2. 5 tied at..... 15
3. Weber, Aaron-OU 7	3. Hewlett, Stone-KU 28	
4. 3 tied at..... 6	4. 3 tied at..... 27	
Games finished	Games in relief	Sac bunts allowed
1. Neighbors, Tyson-KSU 21	1. Campbell, Carter-OU 31	1. Boerema, Owen-KSU 7
2. Reed, Carlson-WVU 17	2. Trumper, Thaniel-KU 30	2. Major, Aidan-WVU 6
3. Oliver, Hambleton-BU 15	3. Hewlett, Stone-KU 28	3. Mason Molina-TTU 5
4. Stebens, Isaac-OSU 15	4. Stebens, Isaac-OSU 27	Campbell, Carter-OU 5
5. Hewlett, Stone-KU 13	5. 2 tied at..... 26	6. 6 tied at..... 4

Individual Honors

Kevin Bazzell (INF, RFr.)

2023

- Big 12 Newcomer of the Week, Feb. 20
- All Big-12 First Team
- Big-12 All-Freshman Team (*unanimous selection*)

Brandon Beckel (RHP, Jr.)

2023

- Watch List for: College Baseball Foundation Pitcher of the Year, April 23
- Semifinalist for: College Baseball Foundation Pitcher of the Year, May 17
- Big 12 Honorable Mention

Damian Bravo (UTL, Fr.)

2023

- Watch List for: College Baseball Foundation, John Olerud Two-Way Player of the Year Award, April 23

Derek Bridges (LHP, Jr.)

2022

- Big 12 Honorable Mention

Ty Coleman (INF/OF, Sr.)

2023

- Collegiate Baseball First Team Preseason All-American
- Preseason All-Big 12 Team

2022

- Big 12 Honorable Mention
- Big 12 Player of the Week, Feb. 28
- Big 12 Newcomer of the Week, Feb. 28

Ryan Free (LHP, Jr.)

2023

- Big 12 Pitcher of the Week, April 17

Brendan Girtan (RHP, Jr.)

2023

- Big 12 Pitcher of the Week, Feb. 20

Austin Green (INF, Jr.)

2023

- Big 12 Player & Newcomer of the Week, March 20

Gage Harrelson (OF, Fr.)

2023

- Big 12 Newcomer of the Week, April 3
- Big 12 Newcomer of the Week, April 17
- Big 12 Honorable Mention
- Big-12 All-Freshman Team

Nolen Hester (OF, Sr.)

2023

- Big 12 Newcomer of the Week, May 22
- All Big-12 Second Team

Gavin Kash (INF, So.)

2023

- Big 12 Player of the Week, April 17
- All Big-12 First Team (*unanimous selection*)

Tracer Lopez (INF, Fr.)

2023

- Watch List for: College Baseball Foundation, Brooks Wallace Award, April 23

Cade McGarrh (INF/P, Fr.)

2023

- Watch List for: College Baseball Foundation, John Olerud Two-Way Player of the Year Award, April 23

Mason Molina (LHP, So.)

2023

- Preseason All-Big 12 Team
- All Big-12 Second Team

2022

- Big 12 All-Freshman Team

Owen Washburn (OF/RHP, So.)

2022

- Big 12 Honorable Mention
- Big 12 All-Freshman Team (*unanimous selection*)
- Big 12 Newcomer of the Week, March 7
- Big 12 Newcomer of the Week, May 16

Hudson White (C/INF, So.)

2023

- Preseason All-Big 12 Team
- Big 12 Honorable Mention

2022

- Collegiate Baseball Freshman All-American Team
- Perfect Game Freshman First Team All-American
- Big 12 Freshman of the Year
- Big 12 All-Freshman Team (*unanimous selection*)

RECENT ANNUAL LEADERS

BATTING AVERAGE

2022	Jace Jung	.335
2021	Drew Baker	.343
2020*	Brian Klein	.391
2019	Cameron Warren	.355
2018	Josh Jung	.392
2017	Hunter Hargrove	.343
2016	Tanner Gardner	.379
2015	Cory Raley	.350
2014	Tyler Neslony	.375
2013	Jake Barrios	.297

HITS

2022	Cole Stilwell	77
2021	Cal Conley	74
2020*	Brian Klein/Dylan Neuse	27
2019	Cameron Warren	86
2018	Josh Jung	103
2017	Hunter Hargrove	84
2016	Tanner Gardner	89
2015	Cory Raley/Eric Gutierrez/Tyler Neslony	64
2014	Eric Gutierrez	74
2013	Devon Conley	62

RBI

2022	Kurt Wilson	64
2021	Jace Jung	67
2020*	Nate Rombach	27
2019	Cameron Warren	79
2018	Josh Jung	80
2017	Orlando Garcia	62
2016	Eric Gutierrez	60
2015	Eric Gutierrez	46
2014	Eric Gutierrez	58
2013	Jake Barrios	48

DOUBLES

2022	Parker Kelly	19
2021	Drew Baker	14
2020*	Brian Klein	10
2019	Josh Jung	23
2018	Grant Little	25
2017	Hunter Hargrove	26
2016	Tyler Neslony	22
2015	Tyler Neslony	17
2014	Adam Kirsch/Bryant Burleson	21
2013	Bryant Burleson	12

TRIPLES

2022	Kurt Wilson	5
2021	Six tied	2
2020*	Dru Baker	2
2019	Dylan Neuse	6
2018	Josh Jung	6
2017	Cody Farhat	6
2016	Tanner Gardner	6
2015	Hunter Hargrove/Cory Raley	3
2014	Tyler Neslony	6
2013	Jake Barrios	4

HOME RUNS

2022	Jace Jung/Kurt Wilson	14
2021	Jace Jung	21
2020*	Nate Rombach	6
2019	Cameron Warren	18
2018	Zach Rheams	17
2017	Orlando Garcia	13
2016	Eric Gutierrez	13
2015	Stephen Smith	10
2014	Eric Gutierrez	12
2013	Eric Gutierrez	7

TEXAS TECH ALL-TIME SINGLE SEASON RECORD WATCH

HITS

1.	Matt Kastelic (1996)	114
2.	Clint Bryant (1995)	109
3.	Keith Ginter (1997)	106
4.	Josh Jung (2018)	103
5.	Josh Bard (1998)	101
6.	Clint Bryant (1996)	100
7.	Nick Blankenship (2001)	96
8.	Cameron Blair (2004)	95
9.	Josh Brady (2004)	94
	Randy DuRoss (1995)	94
--	Kevin Bazzell (2023)	84
--	Gavin Kash (2023)	82

DOUBLES

1.	Jason Landreth (1997)	29
2.	Scott LeJeune (2010)	28
	Josh Bard (1999)	28
	Stubby Clapp (1996)	28
5.	Hunter Hargrove (2017)	26
	Clint Bryant (1996)	26
7.	Grant Little (2018)	25
	Roger Kieschnick (2007)	25
	Brandon Toro (1997)	25
10.	Tony Arnerich (2001)	24
	Keith Ginter (1998)	24
	Keith Ginter (1997)	24
	Jason Totman (1995)	24
	Clint Bryant (1995)	24
--	Kevin Bazzell (2023)	23

TRIPLES

1.	Jason Rainey (2000)	9
2.	Jamodrick McGruder (2012)	8
	Jon Weber (1999)	8
	Stubby Clapp (1996)	8
	Ronnie Mattson (1975)	8
6.	Jason Rainey (2001)	7
	Jason Huth (1997)	7
	Donald Harris (1989)	7
	Donald Harris (1988)	7
--	Gage Harrelson (2023)	5

RBI

1.	Clint Bryant (1996)	100
2.	Clint Bryant (1995)	93
3.	Josh Bard (1999)	92
4.	Josh Brady (2004)	90
5.	Joe Dillon (1997)	89
6.	Jon Weber (1999)	84
	Kevin Jordan (1998)	84
8.	Dion Ruecker (1996)	82
9.	Cameron Blair (2004)	81
	Gavin Kash (2023)	81
11.	Josh Jung (2018)	80

HOME RUNS

1.	Joe Dillon (1997)	33
2.	Gavin Kash (2023)	24
	John Grimes (1984)	24
4.	Jace Jung (2021)	21
5.	Josh Brady (2004)	20
	Dion Ruecker (1996)	20
7.	Cameron Warren (2019)	18
	Clint Bryant (1988)	18
	Mike Humphreys (1988)	18
10.	Zach Rheams (2018)	17
	Roger Kieschnick (2008)	17
	Cameron Blair (2005)	17
	Josh Bard (1998)	17
	Kevin Jordan (1998)	17
	Keith Ginter (1998)	17
	Keith Ginter (1997)	17
	Dion Ruecker (1995)	17
	Todd Howey (1984)	17

TOTAL BASES

1.	Joe Dillon (1997)	215
2.	Clint Bryant (1995)	189
3.	Keith Ginter (1997)	185
4.	Clint Bryant (1996)	184
5.	Josh Brady (2004)	179
	Dion Ruecker (1996)	179
7.	Josh Bard (1998)	178
8.	Kevin Jordan (1998)	174
9.	Gavin Kash (2023)	172
10.	Josh Jung (2018)	168
	John Grimes (1984)	168

WALKS

1.	Keith Ginter (1998)	78
2.	Stubby Clapp (1996)	66
3.	Ryan Ruiz (1999)	59
	Jace Jung (2022)	59
5.	Nolan Hester (2023)	58
6.	Josh Jung (2019)	53
	Jason Totman (1995)	53
8.	Bryan Cowan (1976)	52
9.	Keith Ginter (1997)	51
10.	Clint Bryant (1995)	50
	Jose Delgado (2004)	49
	Scott Holzhauer (2000)	49
	Jace Jung (2021)	49

National Rankings

NATIONAL RANKINGS

(May 29-30 rankings/Week 15)

D1 Baseball

Team	Record
1. Wake Forest	47-10
2. Florida	44-14
3. Clemson	43-17
4. Vanderbilt	41-18
5. Arkansas	41-16
6. Stanford	38-16
7. LSU	43-15
8. Miami	40-19
9. Coastal Carolina	39-19
10. Connecticut	43-15
11. Virginia	45-12
12. Campbell	44-13
13. Southern Miss	41-17
14. Oregon State	39-18
15. East Carolina	45-17
16. Oklahoma State	41-18
17. TCU	37-22
18. Dallas Baptist	45-14
19. Maryland	41-19
20. Auburn	34-21-1
21. Tennessee	38-19
22. Alabama	40-19
23. Indiana State	42-15
24. Oregon	37-20
25. Texas A&M	36-25

Baseball America

Team	Record
1. Wake Forest	47-10
2. Florida	44-14
3. Vanderbilt	41-18
4. Clemson	43-17
5. Arkansas	41-16
6. Stanford	38-16
7. LSU	43-15
8. Coastal Carolina	39-19
9. Miami	40-19
10. Virginia	45-12
11. Campbell	44-13
12. Oklahoma State	41-18
13. East Carolina	45-17
14. Dallas Baptist	45-14
15. Texas	38-19
16. West Virginia	39-18
17. Southern Miss	41-17
18. Alabama	40-19
19. Oregon State	39-18
20. Tennessee	38-19
21. Duke	35-21
22. Auburn	34-21-1
23. Maryland	41-19
24. TCU	37-22
25. Indiana State	42-15

NCBWA

Team	Record
1. Wake Forest	47-10
2. Florida	44-14
3. Vanderbilt	41-18
4. Arkansas	41-16
5. LSU	43-15
6. Clemson	43-17
7. Stanford	38-16
8. Miami	40-19
9. Coastal Carolina	39-19
10. Campbell	44-13
11. Virginia	45-12
12. East Carolina	45-17
13. Connecticut	43-15
14. Dallas Baptist	45-14
15. Oklahoma State	41-18
16. South Carolina	39-19
17. Southern Miss	41-17
18. Tennessee	38-19
19. Maryland	41-19
20. Alabama	40-19
21. Oregon State	39-18
22. Kentucky	36-18
23. Indiana State	42-15
24. Duke	35-21
25. West Virginia	39-18

Collegiate Baseball

Team	Record
1. Wake Forest	47-10
2. Florida	44-14
3. Clemson	43-17
4. Arkansas	41-16
5. LSU	43-15
6. Stanford	38-16
7. Miami	40-19
8. Virginia	45-12
9. Indiana State	42-15
10. Oral Roberts	46-11
11. Vanderbilt	41-18
12. Coastal Carolina	39-19
13. Southern Miss	41-17
14. Oklahoma State	41-18
15. Texas	38-19
16. Auburn	34-21-1
17. Maryland	41-19
18. Oregon State	39-18
19. Alabama	40-19
20. Connecticut	43-15
21. Dallas Baptist	45-14
22. Iowa	42-14
23. TCU	37-22
24. Oregon	37-20
25. Campbell	44-13

USA Coaches

Team	Record
1. Wake Forest	47-10
2. Florida	44-14
3. Arkansas	41-16
4. Vanderbilt	41-18
5. Clemson	43-17
t6. Stanford	38-16
t6. LSU	43-15
8. Coastal Carolina	39-19
9. Virginia	45-12
10. Miami	40-19
11. Campbell	44-13
12. East Carolina	45-17
13. Oklahoma State	41-18
14. Connecticut	43-15
15. Dallas Baptist	45-14
16. Tennessee	38-19
17. Oregon State	39-18
18. South Carolina	39-19
19. Southern Miss	41-17
20. Indiana State	42-15
21. Kentucky	36-18
22. West Virginia	39-18
23. Alabama	40-19
24. Boston College	35-18
25. Maryland	41-19

Perfect Game *(week 14)*

Team	Record
1. Wake Forest	45-9
2. Florida	42-13
3. Stanford	37-14
4. Arkansas	39-15
5. Clemson	39-17
6. LSU	42-13
7. Miami	37-18
8. Coastal Carolina	37-17
9. Tennessee	38-18
10. Vanderbilt	37-17
11. Dallas Baptist	42-13
12. Virginia	44-11
13. Auburn	33-19-1
14. Connecticut	40-13
15. East Carolina	41-15
16. Alabama	38-17
17. Duke	35-19
18. Indiana State	38-14
19. Boston College	34-17
20. West Virginia	39-16
21. Campbell	41-13
22. South Carolina	38-17
23. Oklahoma State	37-16
24. Southern Miss	37-16
25. Kentucky	36-17

TEXAS TECH WEEK-BY-WEEK IN THE 2023 POLLS

DATE	D1	BA	NCBWA	CB	USA	PG
Preseason	24	23	22	17	21	16
Feb. 20	24	22	20	17	<i>no poll</i>	16
Feb. 27	24	18	16	13	16	12
Mar. 6	NR	25	21	18	21	15
Mar. 13	22	20	18	16	19	12
Mar. 20	14	16	14	12	14	10
Mar. 27	22	20	19	22	21	15
April 3	22	18	19	23	23	13
April 10	21	19	20	23	22	17
April 17	16	15	20	21	19	13
April 24	14	10	15	22	15	13
May 1	NR	15	24	NR	24	NR
May 8	NR	15	24	NR	25	NR
May 15	NR	NR	28	NR	RV	NR
May 22	NR	NR	30	NR	NR	NR
May 29-30	NR	NR	RV	NR	NR	<i>no poll</i>

ALL-TIME NO. 1 RANKINGS

Poll	Date
Collegiate Baseball	4/14/97
Collegiate Baseball	4/21/97
Collegiate Baseball	4/28/97
Collegiate Baseball	2/17/20
NCBWA	2/17/20

HIGHEST FINAL RANKING IN EACH POLL

Poll	YEAR	Ranking
Baseball America	2020	2nd
NCBWA	2019	4th
Collegiate Baseball	2019	4th
USA Today Coaches	2020	3rd
D1Baseball.com	2016, 2019, 2020	4th
Perfect Game	2020	3rd

HIGHEST RANKING IN EACH POLL

Poll	Date	Ranking
Baseball America	3/9/20	(3x) 2nd
NCBWA	2/17/20	1st
Collegiate Baseball	2/17/20	(4x) 1st
USA Today Coaches	3/27/17	2nd
D1Baseball.com	3/5/18	(7x) 3rd
Perfect Game	4/4/22	(6x) 3rd



DAN LAW FIELD AT RIP GRIFFIN PARK

All-Time Record (12 years - 2012-2023) _____ 289-82
 Most Games _____ 37 (2014, 2019, 2023)
 Most Wins _____ 33 (2014)
 Most Losses _____ 11 (2012)
 Winning Percentage _____ .892, 33-4 (2014)*
 * 2020 Home Winning Percentage: 1.000 - Season shortened due to COVID-19

Longest Winning Streak _____ 23 games (June 9, 2019-March 15, 2021)
 Longest Winning Streak (Big 12) _____ 9 games (April 11-May 17, 2014)
 Longest Losing Streak _____ 2x, 4 games (April 25-29, 2015/April 24-May 20, 2022)
 Longest Losing Streak (Big 12) _____ 2x, 3 games (March 24-Apr. 5, 2012/April 24-May 20, 2022)
 Longest Homestand _____ 10 games, 2x (April 3-18, 2012/Feb. 17-March 1, 2023)
 Extra-Inning Games in a Season _____ 5 (2015)

Margin of Victory _____ 26, New Mexico (2) at #17 Texas Tech (28) (March 15, 2022)
 Margin of Defeat _____ 17, Texas (17) at #7 Texas Tech (1) (April 24, 2016)

TOP-10 ATTENDANCE MARKS - SINGLE GAME

Game	Date	Attendance	Result
1. #9 Oklahoma State	June 8, 2019	4,833	L, 5-6
2. Duke	June 9, 2018	4,818	W, 6-4
Duke	June 10, 2018	4,818	L, 2-11
4. #16 East Carolina	June 12, 2016	4,817	W, 11-0
#17 East Carolina	June 11, 2016	4,817	W, 3-1 ¹³
#17 East Carolina	June 10, 2016	4,817	L, 6-8
7. #16 College of Charleston	June 8, 2014	4,811	W, 1-0
#16 College of Charleston	June 7, 2014	4,811	W, 1-0
9. #9 Oklahoma State	June 9, 2019	4,782	W, 8-6
10. North Carolina	June 5, 2021	4,737	W, 7-2
#21 UCLA	June 6, 2021	4,737	W, 8-2

YEARLY ATTENDANCE - NCAA RANKINGS

YEAR	DATES	TOTAL	RANK	AVERAGE	RANK	RECORD
2012	33	94,173	21st	2,853	21st	22-11
2013	29	73,299	26th	2,527	26th	19-10
2014	37	89,355	20th	2,553	29th	33-4
2015	30	98,969	17th	3,665	13th	20-10
2016	34	130,919	15th	3,851	15th	25-9
2017	29	120,173	15th	4,143	13th	23-6
2018	34	141,158	10th	4,152	13th	28-6
2019	37	144,339	10th	3,901	14th	30-7
2020	11	40,567	13th	3,688	13th	11-0
2021	34	119,916	5th	3,527	5th	27-7
2022	26	92,346	28th	4,015	17th	21-5
2023	27	137,306		3,923		30-7
Totals	334	1,278,046		3,826		289-82

LONGEST GAMES (Innings)

- 16 inn. _____ Abilene Christian (5) at #5 Texas Tech (6) (March 3, 2015)
- 14 inn. _____ TCU (3) at #8 Texas Tech (1) (May 16, 2019)
- 14 inn. _____ #25 Texas (6) at Texas Tech (7) (April 6, 2012)
- 13 inn. _____ #17 East Carolina (1) at #5 Texas Tech (3) (June 11, 2016)
- 12 inn. _____ New Mexico State (3) at #13 Texas Tech (4) (March 10, 2015)
- 12 inn. _____ Baylor (2) at #23 Texas Tech (3) (April 11, 2015)
- 12 inn. _____ #12 Texas (5) at #24 Texas Tech (2) (March 30, 2014)
- 12 inn. _____ New Mexico State (7) at #30 Texas Tech (8) (March 8, 2014)
- 12 inn. _____ LaSalle (6) at Texas Tech (5) (Mar. 1, 2013)
- 12 inn. _____ Houston (9) at Texas Tech (April 15, 2012)

LONGEST GAMES (Time)

- 4:56 _____ #17 East Carolina (1) at #5 Texas Tech (3) (13) (June 11, 2016)
- 4:43 _____ TCU (3) at #8 Texas Tech (1) (14) (May 16, 2019)
- 4:42 _____ Abilene Christian (5) at #5 Texas Tech (6) (March 3, 2015)
- 4:37 _____ #2 Texas (12) at #16 Texas Tech (16) (10) (March 26, 2022)
- 4:24 _____ Oregon (11) at #3 Texas Tech (12) (Feb. 16, 2019)
- 4:19 _____ Rice (6) at #2 Texas Tech (7) (11) (March 8, 2020)
- 4:17 _____ UConn (13) at #9 Texas Tech (15) (March 14, 2021)
- 4:16 _____ #25 Texas (6) at Texas Tech (7) (April 6, 2012)
- 4:12 _____ Oklahoma State (12) at #4 Texas Tech (10) (April 21, 2017)
- 4:12 _____ Houston (9) at Texas Tech (10) (April 15, 2012)
- 4:11 _____ #18 Baylor (11) at #16 Texas Tech (10) (11) (April 18, 2019)
- 4:06 _____ Oregon (9) at #3 Texas Tech (4) (Feb. 15, 2019)
- 4:03 _____ New Mexico State (3) at #13 Texas Tech (4) (March 10, 2015)
- 4:02 _____ Abilene Christian (8) at #9 Texas Tech (5) (April 26, 2022)
- 4:00 _____ Kansas (9) at #11 Texas Tech (13) (April 7, 2019)

FIRST-PITCH TEMPERATURES

Warmest First-Pitch Temp. _____ 104°, Stanford (15) at Texas Tech (3) (June 11, 2021)
 Coldest First-Pitch Temp. _____ 32°, Houston Baptist (1) at Texas Tech (5) (Feb. 14, 2020)

Warmest February Temp. _____ 87°, #3 Indiana (2) at Texas Tech (6) (Feb. 15, 2014)
 Coldest February Temp. _____ 32°, Houston Baptist (1) at Texas Tech (5) (Feb. 14, 2020)

Warmest March Temp. _____ 89°, #2 Texas (12) at #16 Texas Tech (1) (7) (March 27, 2022)
 Coldest March Temp. _____ 44°, Merrimack (4) at #19 Texas Tech (12) (March 6, 2022)

Warmest April Temp. _____ 90°, Kansas State (7) at #30 Texas Tech (4) (April 12, 2014)
 Coldest April Temp. _____ 43°, New Mexico State (1) at Texas Tech (6) (April 23, 2013)

Warmest May Temp. _____ 100°, Oklahoma (8) at #5 Texas Tech (13) (May 19, 2022)
 Coldest May Temp. _____ 63°, West Virginia (1) at #5 Texas Tech (2) (May 19, 2016)

Warmest June Temp. _____ 104°, Stanford (15) at Texas Tech (3) (June 11, 2021)
 Coldest June Temp. _____ 64°, Oklahoma State (6) at #8 Texas Tech (8) (June 9, 2019)



DAN LAW FIELD AT RIP GRIFFIN PARK | CLUBHOUSE PROJECT

On May 20, 2021, Texas Tech unveiled plans for a new baseball team facility at Dan Law Field at Rip Griffin Park.

Construction began in January 2022 for phase one of the two phase project. Phase one began by adding to the existing footprint, with the plan to double the square footage of the existing field house to greater than 25,000 sq. feet of space upon its completion. This first phase of work had minimal impact to the baseball team as they were able to continue to utilize its existing locker room, batting cages, training area, equipment room and film room.

Phase one work included building a new locker room, coaches' offices, coaches locker room, expanded training area, hot and cold plunge tubs, hydrotherapy tub, and a new public lobby. Phase one is near completion with most all furniture and equipment installed in the facility.

Phase two will begin at the completion of the 2023 season. This phase will demolish the interior of the existing field house and will provide five new batting cages, a cardio room, and A/V equipment room and a new player lounge and nutrition area when completed.

Phase two is expected to be completed by October 2023, fully ready for the start of the next baseball season.

The project cost approximately \$14.5 million and has been funded exclusively through philanthropic gifts.



Head Coach Tim Tadlock



PERSONAL

Date of Birth _____ December 21, 1968 (54 years old)
Hometown/HS _____ Denton, TX/Denton High School, 1987

FAMILY

Wife _____ Kelly (Married 28 years - July 23, 1994)
Children _____ Chloe and Benjamin

EDUCATION:

Bachelor's _____ Texas Tech University (1992)
Master's _____ University of Texas at Tyler (1994)

PLAYING CAREER

1988-89 _____ Hill College
1990-91 _____ Texas Tech

COLLEGE COACHING CAREER

1993-96 _____ Hill College Assistant Coach
1997-2005 _____ Grayson County College Head Coach
2006-2011 _____ Oklahoma Assistant Coach
2012 _____ Texas Tech Assoc. Head Coach
2013-Present _____ Texas Tech Head Coach

AWARDS & HONORS

2018 National Coach of the Year
2014 National Coach of the Year
2016 Big 12 Coach of the Year

YEAR-BY-YEAR RECORDS

Year	Overall	Conf	Place	Big 12	NCAA	CWS
2013	26-30	9-15	8th	1-2	--	--
2014	45-21	14-10	4th	0-2	5-3	0-2
2015	31-24	13-11	T-3rd	1-2	--	--
2016	47-20	19-5	1st	1-2	6-4	1-2
2017	45-17	16-8	T-1st	1-2	2-2	--
2018	45-20	15-9	3rd	1-2	6-3	1-2
2019	46-20	16-8	1st	3-2	7-3	2-2
2020	16-3	--	--	--	--	--
2021	39-17	14-10	3rd	1-2	3-2	--
2022	39-22	15-9	2nd	1-2	2-2	--
2023	39-21	12-12	6th	2-2	0-0	--
Total	418-215	143-97	--	12-20	31-19	4-8

Tim Tadlock is set for his 11th season as Texas Tech's head baseball coach in 2023. During his tenure, Tadlock has built his alma mater into a national powerhouse, leading the Red Raiders to four College World Series in the last eight contested seasons and winning three of the last six Big 12 Championships.

A two-time National Coach of the Year, Tadlock was named head coach of his alma mater on June 8, 2012, becoming the ninth head coach in program history. He owns a collegiate career record of 814-321 in 19 years as a head coach with nine seasons at Grayson County College (435-127) and the last 10 at Texas Tech (379-194).

Under Tadlock, the Red Raiders have become a national contender year in and year out. Tech is one of six schools in the nation to advance to the College World Series four times since 2014, including consecutive trips in 2018 and 2019 for the first time in school history. Tadlock put his teams in a position to host five consecutive regionals, making Texas Tech the only school in the country to accomplish the feat from 2016-2021, and has advanced to NCAA postseason play for the last seven consecutive seasons overall (2016-23).

During Tadlock's previous 10 seasons, the Red Raiders have recorded five 45+ win seasons and three Big 12 titles. Individually, Tech has had 15 individuals earn All-America honors - five who were First Team All-America selections - 15 Freshman All-America honors, a College Baseball Foundation National Pitcher of the Year, a Brooks Wallace Award Winner, and two Bobby Bragan Collegiate Slugger Awards. At the conference level, Tech has accumulated 74 All-Big 12 selections (first and second team), four Big 12 Players of the Year, two Big 12 Pitchers of the Year, three Big 12 Freshmen of the Year and a Big 12 Newcomer of the Year.

The Red Raiders have had 62 student-athletes selected in the MLB Draft under Tadlock, including a school-record 11 in 2018. In 2021, a school-record seven Red Raiders were selected within the top 10 rounds. Overall, Tadlock has coached 172 MLB Draft picks, including at least one draft pick during the last 27 seasons, and has coached five first-round selections, 21 players taken in the top five rounds and 55 selections in the top 10 rounds of the draft during his coaching career.

With the remarkable team success, Tech fans have packed Rip Griffin Park in Tadlock's 10 seasons. In 2015, Texas Tech sold out its season ticket allotment for the first time ever following its first appearance in the CWS. And since, Texas Tech season tickets have been sold out each ensuing season. The 2022 season marked the eighth straight that season tickets have sold out prior to the start of the season. Tech has consistently ranked among the national leaders in attendance, finishing in the top 15 each year since 2015 while compiling a 185-50 home record in that span.

Tadlock returned to his alma mater for the 2012 season as the program's associate head coach and recruiting coordinator. During his one season in this role, the Red Raiders had a school-record nine MLB Draft picks, including first-round selection center fielder Barrett Barnes, who became the third highest draft pick in school history with the 45th overall pick.

After beginning his college coaching career as an assistant at Hill College (1993-96) for four seasons, Tadlock became the head coach at Grayson County Junior College, where he led the Vikings to back-to-back National Junior College Athletic Association World Series titles in 1999 and 2000. During his nine seasons at Grayson, Tadlock posted a 435-127 (.774) overall record while being named National Coach of the Year following both title runs (1999-2000).

After a prep career at Denton High School and two years at Hill College, Tadlock was a two-year starting shortstop for the Red Raiders while helping Texas Tech to its first-ever 40-win season as a senior in 1991 (42-18). In his two-year career at Tech, Tadlock played in 120 games, batted .289 (120-for-415) with 96 runs scored, 19 doubles, four triples, eight home runs, 68 RBI, 71 walks, 65 strikeouts and was 28-of-41 in stolen bases. Tadlock played for legendary coach Larry Hays while at Texas Tech.

Tadlock graduated with his bachelor's degree in physical education from Texas Tech in May 1992. He also earned a master's degree in education in August 1994 from the University of Texas at Tyler. Tadlock and his wife, Kelly, have two children, daughter, Chloe, and son, Benjamin. Tadlock is originally from Denton, Texas, and was born in 1968.

EXCLUSIVE COMPANY

- Texas Tech is 1 of 6 programs with four trips to Omaha since 2014 (Arkansas, Florida, Texas, TCU, Vanderbilt).
- Since 2014, Texas Tech is 1 of 5 programs to make at least five appearances in the Super Regionals (Vanderbilt-6, Louisville-5, Arkansas-5, LSU-5, Mississippi State-5).
- Texas Tech is 1 of 3 programs to earn a national-seed five times since 2016 (Florida, Stanford).

BIG 12 POWER

- 2016, 2017, 2019 - Three titles in the last seven contested seasons.
- Until 2023, the Red Raiders had entered the Big 12 tournament seeded no worse than No. 3, the only team in the conference that can claim that feat.

45+ WIN SEASONS

- 2014 45-21, 14-10 | First College World Series Appearance
- 2016 47-20, 19-5 | Big 12 Championship, No. 5 National Seed, College World Series
- 2017 45-17, 16-8 | Big 12 Championship, No. 5 National Seed
- 2018 45-20, 15-9 | No. 9 National Seed, College World Series
- 2019 46-20, 16-8 | Big 12 Championship, No. 8 National Seed, College World Series Semifinals

IN THE NATIONAL RANKINGS

- Texas Tech finished inside the Top 25 of all six national polls in the end-of-season rankings in 2022, extending a streak that also started in 2016.
- The Red Raiders open the 2023 season ranking in all six national polls. National polls around the country have the Red Raiders as a consensus top 25 team, ranging from No. 16 to No. 24. Perfect Game liked Texas Tech as No. 16, followed by College Baseball News at No. 17, Baseball America at No. 23 and D1Baseball at No. 24.
- In 2020, Tech earned a No. 1 ranking for the first time since April 14-28, 1997, when it appeared at the top of the Collegiate Baseball Newspaper poll for three weeks.

RED RAIDERS IN THE MLB DRAFT

- Under Tadlock, Texas Tech has had a whopping 62 Red Raiders selected in the MLB Draft since 2013.
- Tadlock had a school-record 11 players drafted in the 2018 draft, followed by seven selections in 2019, including four picks in the Top 10 rounds for the second straight year.
- In 2021, a school-record seven Red Raiders were selected within the top-10 rounds.
- Of the 30 Red Raiders in program history selected in the first five rounds of the MLB Draft, over a third (11) have come with Tadlock at the helm.
- Two of the three Red Raiders all-time selected in the first round are brothers Josh and Jace Jung. Two standouts guided by Tadlock.

TADLOCK MOVES INTO 2ND PLACE ON ALL-TIME SCHOOL WINS LIST

In 2021, Tim Tadlock moved into second place on the all-time Texas Tech head coaches wins list, surpassing the late Kal Segrist's 317 wins (1986-83). He now only trails Larry Hays (1987-2012) who compiled 813 in his career.

TEXAS TECH COACHING STAFF

**J-BOB THOMAS, #19**

Assistant Coach
11th Season at Tech
(Abilene Christian, '05)

Coaching Capsule: J-Bob Thomas enters his 11th season as the recruiting coordinator/assistant coach at Texas Tech in 2023. Thomas works primarily with the Red Raider catchers and assists

with the team's hitters, while serving as the program's recruiting coordinator. Thomas enters his 18th year in collegiate baseball - his 11th on head coach Tim Tadlock's coaching staff at Tech. He was named assistant coach/recruiting coordinator with the Red Raiders on June 20, 2012. Known as a tireless worker and as one of the top recruiters in college baseball, Thomas has proven his abilities early and often throughout his career at Tech. He was recognized as the ABCA/Baseball America Assistant Coach of the Year in 2017 and by Perfect Game in September 2015 as one of 10 coaches nationally "who are everywhere recruiting." A native of Duncanville, Texas, Thomas played for legendary coach Bob Rombach at Duncanville High School where he led his team to three straight Texas High School state playoff appearances (1998-2000). Thomas was born in Duncanville, Texas,

**ERIC GUTIERREZ, #12**

Volunteer Assistant Coach
5th Season at Tech
(Texas Tech, '18)

Coaching Capsule: Former Red Raider All-American first baseman Eric Gutierrez begins his fifth season as a volunteer assistant coach in 2023. He is the acting first base coach for the

Red Raiders. Gutierrez returned to Lubbock to join Tim Tadlock's staff in 2018 after wrapping up a professional career in the Miami Marlins organization. In 2016, Gutierrez was drafted in the 20th round by the Marlins and spent three years with the Batavia Muckdogs, Greensboro Grasshoppers and the Jupiter Hammerheads. Gutierrez, a native of Mission, was a four-year letterwinner and one of the most decorated student-athletes to don the scarlet & black at Texas Tech. He started every game of his collegiate career, primarily at first base, totaling 244 games, the most in school history. Gutierrez still holds four school records, leading the team in eight yearly categories and checks in with 30 marks that rank in the top 10 in the Tech record books.

**RAY HAYWARD**

Special Assistant
11th Season at Tech
(Oklahoma, '83)

Coaching Capsule: Ray Hayward enters his 11th season on staff at Texas Tech in 2023, his sixth in the role of special assistant. Hayward was named assistant coach on June 26, 2012, as part of Tim

Tadlock's inaugural staff at Texas Tech, and served in that role for the first five years of his tenure. A former big league pitcher, scouting supervisor and one of the most respected pitching coaches in the country, Hayward came to the South Plains after spending eight years (2005-2012) at the professional ranks as the Midwest scouting supervisor for the Miami Marlins. Hayward spent five seasons in the Big 12 Conference as the pitching coach at his alma mater, Oklahoma, from 2000-2004. Prior to beginning his coaching career, Hayward pitched three seasons in the big leagues with the San Diego Padres (1986-87) and the Texas Rangers (1988). He finished his playing career in the Rangers organization in 1991 before spending six years as an area scout with the Detroit Tigers (1994-99). He returned to Norman as the Sooners pitching coach and recruiting coordinator in 2000, where he helped guide Oklahoma to three NCAA Tournament appearances in five seasons.

**MATT GARDNER, #50**

Assistant Coach
10th Season at Tech
(Oklahoma State, '08)

Coaching Capsule: Matt Gardner enters his 10th season on staff at Texas Tech and his sixth as assistant coach, where he assists with the Red Raider pitching staff and catchers, while also working

with the outfielders. Gardner was promoted to assistant coach on June 26, 2017, after serving four years as the program's volunteer assistant coach. Gardner, who began his collegiate playing career for Tim Tadlock at Grayson County College in 2005, came to Tech following two seasons as pitching coach at Lubbock Christian University (2012-13). He previously spent three seasons as a graduate assistant coach (2009) and volunteer assistant coach (2010-11) at his alma mater, Oklahoma State. He is originally from Andrews, Texas, graduating from Andrews High School. Matt is the son of Rodney Gardner and Vickie Gardner, both graduates of Lubbock Christian University. His father, Rodney, was a 1975 All-American at LCU playing under former Tech head coach Larry Hays. Rodney went on to coach locally in Lubbock as well as at Abernathy and Estacado High School.

**JOE HUGHES**

Director of Operations
11th Season at Tech
(Oklahoma, '08)

Career Capsule: Joe Hughes enters his 11th season as the director of baseball operations at Texas Tech in 2023. Hughes was named director of operations with the Red Raiders on

July 17, 2012. Hughes is responsible for the baseball program's day-to-day operations and oversees every Tech baseball student-athletes' needs. He manages team travel, scheduling and the program's team budget. Hughes also oversees facility needs for the home of Red Raider baseball, Dan Law Field at Rip Griffin Park. In addition, Hughes serves as fall, winter and summer camp director for Red Raider baseball and works as the baseball team liaison with every area and department throughout the Texas Tech athletics department.

Quick Facts

UNIVERSITY INFORMATION

School _____ Texas Tech University
Location _____ Lubbock, Texas
Founded _____ 1923
Enrollment _____ 40,666
Nickname _____ Red Raiders
School Colors _____ Scarlet & Black
Affiliation _____ NCAA Division I
Conference _____ Big 12
Chancellor _____ Dr. Tedd L. Mitchell
Interim President _____ Dr. Lawrence Schovanec
Director of Athletics _____ Kirby Hocutt
Faculty Representative _____ Brian Shannon
Athletic Department Phone _____ (806) 742-3355
Ticket Office _____ (806) 742-8324

HISTORY

- records entering 2023 -

Years of Baseball _____ 73 (1926-1929, 1954-Present)
All-Time Record (Years) _____ 1,854-1,361-8 (73)
All-Time Big 12 Record (Years) _____ 347-300-2 (24)
Big 12 Tournament Record (Years) _____ 24-42 (21)
Against Ranked Opponents (since 1995) _____ 239-270
Most Wins in a Season _____ 51 (1995)
Most Losses in Season _____ 33 (1985)
Winning Seasons _____ 48
30-Win Seasons _____ 30
40-Win Seasons _____ 16
50-Win Seasons _____ 1
Longest Winning Streak _____ 16 games (2002)
Longest Losing Streak _____ 17 games (1985)
NCAA Tournament Record _____ 46-37
NCAA Regionals _____ 16
(1995-2002, 2004, 2014, 2016-19, 2021-22)
NCAA Super Regionals _____ 6
(2014, 2016, 2018-19, 2021)
College World Series App. _____ 4
(2014, 2016, 2018-19)
Hosted NCAA Regionals _____ 8
(1996, 1997, 1999, 2016-19, 2021)
All-Time Conference Titles _____ 7
Big 12 Titles _____ 5
_ 1997 (Reg.), 1998 (Tourn.), 2016 (Reg.), 2017 (Reg.), 2019 (Reg.)

STADIUM INFORMATION

Home Field _____ Dan Law Field at Rip Griffin Park
Surface _____ FieldTurf
Capacity _____ 4,432
Stadium Record (2012-Present) _____ 259-75
Dimensions _____ 330-LF, 404-CF, 330-RF
Fence Height _____ 7'-6" / 2.29m

ATHLETICS COMMUNICATIONS

Baseball Contact _____ Matt Burkholder
Cell Phone _____ (559) 862-3771
Email _____ matt.burkholder@ttu.edu
Twitter: _____ @TTU_Baseball
Website _____ www.TexasTech.com
Mailing Address _____ 2508 6th Street

ADDITIONAL SUPPORT STAFF

Bryan Simpson _____ Athletic Trainer
Tory Stephens _____ Strength & Conditioning
Shishir Bhakta _____ Equipment Manager
Lyndee Kiesling _____ Director of Player Development/Support Services



Numerical Roster

No.	Name	POS	B/T	HT	WT	CL	EXP	Hometown / High School / Previous School
1	Dillon Carter	OF	L/R	6-1	215	Jr.*	4th Yr.	Flower Mound, Texas / Argyle HS
2	Gage Harrelson	OF	L/L	6-3	175	Fr.	1st Yr.	Warner Robins, Ga. / Houston County HS
3	Tracer Lopez	INF	L/R	5-10	155	Fr.	1st Yr.	Rosebud, Texas / C.H. Yoe HS
4	Kevin Bazzell	C/INF	R/R	6-1	205	R-Fr.	2nd Yr.	Rockwall, Texas / Rockwall-Heath HS
5	Hudson White	C/INF	R/R	6-1	200	So.	2nd Yr.	Keller, Texas / Byron Nelson HS
7	Jeric Curtis	OF	R/R	6-0	170	Fr.	1st Yr.	Cypress, Texas / Tomball Memorial HS
8	Cade McGarrh	INF	L/R	6-3	160	Fr.	1st Yr.	Frisco, Texas / Frisco Liberty HS
9	Zac Vooletich	INF/OF	R/R	5-10	190	Sr.*	5th Yr. (2nd at Tech)	San Antonio, Texas / Brandeis HS / Navarro College
10	Ty Coleman	INF/OF	R/R	5-9	195	Sr.*	5th Yr. (2nd at Tech)	Midland, Texas / Midland Lee HS / Texas A&M
11	Andrew Devine	RHP	R/R	5-10	170	Jr.*	4th Yr.	Simi Valley, Calif. / Simi Valley HS
13	Gavin Kash	INF	L/R	6-3	210	So.	2nd Yr. (1st at Tech)	Sour Lake, Texas / Monsignor Kelly Catholic HS / Texas
15	Will Burns	INF	R/R	6-2	180	Fr.	1st Yr.	Mission Viejo, Calif. / Trabuco Hills HS
20	Austin Green	INF/OF	S/R	6-0	195	Jr.	3rd Yr. (1st at Tech)	Diana, Texas / New Diana HS / Weatherford College
21	Mason Molina	LHP	R/L	6-2	215	So.	2nd Yr.	Rancho Santa Margarita, Calif. / Trabuco Hills HS
25	Owen Washburn	RHP/OF	L/R	6-1	200	So.	2nd Yr.	Webster, Wis. / Webster HS
26	Dylan Maxcey	C	R/R	5-9	165	Fr.	1st Yr.	Friendswood, Texas / Friendswood HS
28	Taber Fast	LHP/UTL	L/L	6-1	205	Fr.	1st Yr.	Chehalis, Wash. / Olympia HS
30	Bo Blessie	RHP	R/R	6-3	200	Sr.*	5th Yr. (2nd at Tech)	Midland, Texas / Midland Lee HS / Nebraska / Midland College
31	Damian Bravo	UTL	R/R	6-2	195	Fr.	1st Yr.	Haltom City, Texas / Haltom HS
32	Trendan Parish	RHP	R/R	6-0	175	So.	2nd Yr.	Poolville, Texas / Southwest Christian HS
33	Ryan Brome	INF/OF	L/R	6-1	220	So.	2nd Yr.	Katy, Texas / Katy HS
34	Zane Petty	RHP	R/R	6-1	165	Fr.	1st Yr.	Corsicana, Texas / Corsicana HS
35	Garrett Crowley	LHP	L/L	6-4	215	Sr.*	5th Yr. (2nd at Tech)	Queens, N.Y. / St. Francis Prep / Fordham
36	Dax Dathe	RHP	R/R	6-3	210	Jr.*	4th Yr. (1st at Tech)	Round Rock, Texas / Stoney Point HS / Houston / Grayson College
38	Jacob Rogers	RHP	R/R	6-2	200	Fr.	1st Yr.	Friendswood, Texas / Friendswood HS
39	Jase Lopez	RHP	R/R	6-0	195	Jr.*	4th Yr. (2nd at Tech)	Brock, Texas / Brock HS / Weatherford JC
40	Brendan Girton	RHP	R/R	6-2	220	R-So.	3rd Yr.	Gage, Okla. / Shattuck HS
41	Nolen Hester	OF	L/L	5-10	185	Sr.	5th Yr. (1st at Tech)	Mount Pleasant, Texas / Rockwall-Heath HS / Wofford
42	Kyle Robinson	RHP	R/R	6-6	210	So.	2nd Yr.	Vienna, Va. / George C Marshall HS
43	Brendan Lysik	LHP	L/L	6-5	225	So.	2nd Yr.	Waldwick, N.J. / St. Joseph Regional HS
44	Brandon Beckel	RHP	R/R	6-4	225	Jr.	3rd Yr.	San Antonio, Texas / Antonian College Prep HS
45	Derek Bridges	LHP	L/L	6-1	230	Jr.	3rd Yr.	Duncan, Okla. / Duncan HS
46	Ryan Free	LHP	L/L	6-2	190	Jr.	3rd Yr. (1st at Tech)	Frisco, Texas / Frisco HS / Grayson College
47	Ethan Coombes	RHP	R/R	6-2	200	Sr.	6th Yr. (1st at Tech)	Roswell, N.M. / Goddard HS / Lubbock Christian
50	Drew Woodcox	INF/OF	R/R	6-0	205	Jr.	3rd Yr. (2nd at Tech)	Houston, Texas / Lamar HS / Texas Tech / Rice
51	Zach Erdman	LHP	R/L	6-2	185	Fr.	1st Yr.	Keller, Texas / Keller HS
52	Josh Sanders	RHP	R/R	6-3	180	Jr.	3rd Yr.	Yukon, Okla. / Yukon HS
53	Nolan Foster	RHP	R/R	6-3	175	Fr.	1st Yr.	McKinney, Texas / McKinney HS
54	Jack Livingstone	RHP	R/R	6-3	195	Fr.	1st Yr.	Lucas, Texas / Lovejoy HS

* - indicates an additional year of eligibility was used in 2021 (i.e. player retained same class status, 2020-Fr. → 2021-Fr.)
measure was approved by the NCAA for competitions missed in the spring of 2020 due to the COVID-19 pandemic.

Alphabetical Roster

No.	Name	POS
4	Kevin Bazzell	C/INF
44	Brandon Beckel	RHP
30	Bo Blessie	RHP
31	Damian Bravo	UTL
45	Derek Bridges	LHP
33	Ryan Brome	INF/OF
15	Will Burns	INF
1	Dillon Carter	OF
10	Ty Coleman	INF/OF
47	Ethan Coombes	RHP
35	Garrett Crowley	LHP
7	Jeric Curtis	OF
36	Dax Dathe	RHP
11	Andrew Devine	RHP
51	Zach Erdman	LHP
28	Taber Fast	LHP/UTL
53	Nolan Foster	RHP
46	Ryan Free	LHP
40	Brendan Girton	RHP
20	Austin Green	INF/OF
2	Gage Harrelson	OF
41	Nolen Hester	OF

PRONUNCIATION GUIDE

4	Kevin BAZZELL	Buh-zelle rhymes w/ gazelle
8	Cade McGARRH	Mc-Garr
9	Zac VOOLETICH	Voo-leh-tiche
33	Ryan BROME	rhymes w/ home
35	Garrett CROWLEY	Crowe-Lee Like.. Ow! That hurts
36	Dax Dathe	Doth-E Doth like Goth (Gothic)
40	Brendan GIRTON	Ger-tin
43	Brendan LYSIK	Lie-Sick



Results/Attendance

Date	Opponent	Score	Inns	Overall	Big 12	Pitcher of record	Attend	Time
Feb 17, 2023	GONZAGA	w 8-4	9	1-0-0	0-0-0	Girton, B. (W 1-0)	3744	2:49
Feb 18, 2023	GONZAGA	w 10-3	9	2-0-0	0-0-0	Molina, M. (W 1-0)	4010	2:52
Feb 19, 2023	GONZAGA	w 12-3	9	3-0-0	0-0-0	Blessie, B. (W 1-0)	4409	2:43
Feb 20, 2023	GONZAGA	w 9-8	9	4-0-0	0-0-0	Bravo, D. (W 1-0)	3514	3:14
Feb 24, 2023	WESTERN ILLINOIS	w 11-3	9	5-0-0	0-0-0	Girton, B. (W 2-0)	3148	2:45
Feb 25, 2023	WESTERN ILLINOIS-1	w 24-9	9	6-0-0	0-0-0	Beckel, B. (W 1-0)	-	3:27
Feb 25, 2023	WESTERN ILLINOIS-2	w 6-5	9	7-0-0	0-0-0	Parish, T. (W 1-0)	3989	2:17
Feb 26, 2023	WESTERN ILLINOIS	w 14-8	9	8-0-0	0-0-0	Devine, A. (W 1-0)	3732	3:03
Feb 26, 2023	AIR FORCE	w 9-4	9	9-0-0	0-0-0	Erdman, Z. (W 1-0)	3941	2:59
Mar 01, 2023	AIR FORCE	w 18-5	9	10-0-0	0-0-0	Rogers, J. (W 1-0)	3227	3:12
Mar 03, 2023	vs Rice	L 2-3	9	10-1-0	0-0-0	Devine, A. (L 0-1)	0	2:43
Mar 04, 2023	vs Michigan	w 10-7	9	11-1-0	0-0-0	Molina, M. (W 2-0)	0	2:51
Mar 05, 2023	vs #15 Texas A&M	L 2-4	(16)	11-2-0	0-0-0	Rogers, J. (L 1-1)	9534	5:34
Mar 07, 2023	NEW MEXICO	w 6-3	9	12-2-0	0-0-0	Lopez, J. (W 1-0)	3438	2:41
Mar 10, 2023	#23 IOWA	w 17-5	9	13-2-0	0-0-0	Free, R. (W 1-0)	3807	3:35
Mar 11, 2023	#23 IOWA	w 8-3	9	14-2-0	0-0-0	Beckel, B. (W 2-0)	4142	2:54
Mar 12, 2023	#23 IOWA	L 9-10	9	14-3-0	0-0-0	Free, R. (L 1-1)	3935	3:31
Mar 14, 2023	UT ARLINGTON	w 10-1	9	15-3-0	0-0-0	Petty, Z. (W 1-0)	3751	2:55
Mar 15, 2023	UT ARLINGTON	w 14-7	9	16-3-0	0-0-0	Sanders, J. (W 1-0)	3878	3:04
* Mar 17, 2023	#12 OKLAHOMA STATE	w 8-7	(10)	17-3-0	1-0-0	Free, R. (W 2-1)	3713	3:36
* Mar 18, 2023	#12 OKLAHOMA STATE	L 4-9	9	17-4-0	1-1-0	Molina, M. (L 2-1)	4021	3:05
* Mar 19, 2023	#12 OKLAHOMA STATE	w 12-1	7	18-4-0	2-1-0	Beckel, B. (W 3-0)	3746	2:35
* Mar 24, 2023	at Texas	L 2-6	9	18-5-0	2-2-0	Free, R. (L 2-2)	6654	2:40
* Mar 25, 2023	at Texas	L 5-6	9	18-6-0	2-3-0	Devine, A. (L 1-2)	7123	3:20
* Mar 26, 2023	at Texas	L 8-9	9	18-7-0	2-4-0	Lysik, B. (L 0-1)	6744	3:23
Mar 28, 2023	at New Mexico	L 10-11	9	18-8-0	2-4-0	Free, R. (L 2-3)	643	2:54
* Mar 31, 2023	TCU	w 20-16	9	19-8-0	3-4-0	Coombes, E. (W 1-0)	4411	3:50
* Apr 01, 2023	TCU	L 7-10	9	19-9-0	3-5-0	Molina, M. (L 2-2)	4432	3:14
* Apr 02, 2023	TCU	w 10-5	9	20-9-0	4-5-0	Free, R. (W 3-3)	4432	3:35
Apr 07, 2023	NORTH DAKOTA STATE	L 1-8	9	20-10-0	4-5-0	Girton, B. (L 2-1)	3685	3:09
Apr 08, 2023	NORTH DAKOTA STATE-1	w 8-5	9	21-10-0	4-5-0	Molina, M. (W 3-2)	-	3:03
Apr 08, 2023	NORTH DAKOTA STATE-2	w 8-3	9	22-10-0	4-5-0	Parish, T. (W 2-0)	4432	2:25
Apr 10, 2023	at #8 Stanford	L 4-6	9	22-11-0	4-5-0	Devine, A. (L 1-3)	2062	3:09
Apr 11, 2023	at #8 Stanford	w 11-2	9	23-11-0	4-5-0	Beckel, B. (W 4-0)	1406	3:20
* Apr 14, 2023	at Oklahoma	w 13-7	(10)	24-11-0	5-5-0	Beckel, B. (W 5-0)	2577	4:10
* Apr 15, 2023	at Oklahoma	w 9-5	9	25-11-0	6-5-0	Free, R. (W 4-3)	3074	2:55
* Apr 16, 2023	at Oklahoma	L 2-12	8	25-12-0	6-6-0	Rogers, J. (L 1-2)	2426	2:35
Apr 18, 2023	GRAND CANYON	w 6-1	9	26-12-0	6-6-0	Fast, T. (W 1-0)	4196	2:21
Apr 19, 2023	GRAND CANYON	w 11-6	9	27-12-0	6-6-0	Petty, Z. (W 2-0)	3309	2:44
* Apr 21, 2023	BAYLOR	w 10-1	9	28-12-0	7-6-0	Molina, M. (W 4-2)	4432	2:26
* Apr 22, 2023	BAYLOR-1	w 14-9	9	29-12-0	8-6-0	Free, R. (W 5-3)	4432	3:02
* Apr 22, 2023	BAYLOR-2	L 4-6	9	29-13-0	8-7-0	Robinson, K. (L 0-1)	3966	2:53
Apr 25, 2023	at Abilene Christian	w 15-11	9	30-13-0	8-7-0	Coombes, E. (W 2-0)	3424	3:31
* Apr 28, 2023	at Kansas State	L 2-3	9	30-14-0	8-8-0	Free, R. (L 5-4)	1826	2:35
* Apr 29, 2023	at Kansas State	w 5-2	9	31-14-0	9-8-0	Parish, T. (W 3-0)	2344	3:05
* Apr 30, 2023	at Kansas State	L 8-10	9	31-15-0	9-9-0	Girton, B. (L 2-2)	2344	3:01
May 05, 2023	SAM HOUSTON	w 12-10	9	32-15-0	9-9-0	Bridges, D. (W 1-0)	3958	3:28
May 06, 2023	SAM HOUSTON	L 3-9	9	32-16-0	9-9-0	Parish, T. (L 3-1)	4154	2:17
May 07, 2023	SAM HOUSTON	w 10-8	9	33-16-0	9-9-0	Sanders, J. (W 2-0)	4261	2:37
May 09, 2023	ABILENE CHRISTIAN	w 13-3	7	34-16-0	9-9-0	Rogers, J. (W 2-2)	4004	2:57
* May 12, 2023	at #12 West Virginia	w 5-2	9	35-16-0	10-9-0	Coombes, E. (W 3-0)	2991	2:55
* May 13, 2023	at #12 West Virginia	L 2-17	9	35-17-0	10-10-0	Parish, T. (L 3-2)	3227	2:46
* May 14, 2023	at #12 West Virginia	L 3-5	9	35-18-0	10-11-0	Sanders, J. (L 2-1)	3312	2:55
* May 18, 2023	KANSAS	L 1-3	9	35-19-0	10-12-0	Beckel, B. (L 5-1)	3403	2:17
* May 19, 2023	KANSAS	w 8-7	(10)	36-19-0	11-12-0	Robinson, K. (W 1-1)	3678	3:40
* May 20, 2023	KANSAS	w 15-1	7	37-19-0	12-12-0	Petty, Z. (W 3-0)	3976	2:30
May 24, 2023	vs West Virginia	w 6-2	9	38-19-0	12-12-0	Molina, M. (W 5-2)	7406	2:55
May 25, 2023	vs Oklahoma	w 10-9	9	39-19-0	12-12-0	Sanders, J. (W 3-1)	7442	3:30
May 27, 2023	vs Oklahoma State	L 1-8	9	39-20-0	12-12-0	Petty, Z. (L 3-1)	0	2:42
May 27, 2023	vs Oklahoma State	L 5-6	9	39-21-0	12-12-0	Beckel, B. (L 5-2)	13532	3:20

* = Conference game

() extra inning game



Season Stats



2023 Texas Tech Baseball
Overall Statistics for Texas Tech (as of May 27, 2023)
(All games Sorted by Batting avg)



Record: 39-21 Home: 30-7 Away: 6-10 Neutral: 3-4 Big 12: 12-12

Player	avg	gp-gs	ab	r	h	2b	3b	hr	rbi	tb	slg%	bb	hp	so	gdp	ob%	sf	sh	sb-att	po	a	e	fld%
41 Nolen Hester	.374	56-56	206	56	77	17	0	2	35	100	.485	58	15	24	3	.536	1	3	4-5	81	1	0	1.000
4 Kevin Bazzell	.354	59-59	237	53	84	23	1	10	60	139	.586	42	6	29	7	.458	3	1	2-2	50	95	10	.935
13 Gavin Kash	.333	60-60	246	65	82	12	3	24	81	172	.699	34	1	54	1	.406	7	0	2-2	500	38	7	.987
2 Gage Harrelson	.322	54-53	233	51	75	16	5	1	45	104	.446	30	1	62	3	.400	1	1	6-9	93	0	4	.959
5 Hudson White	.316	45-40	155	39	49	10	0	11	49	92	.594	25	4	31	3	.415	4	0	2-3	312	43	8	.978
20 Austin Green	.298	55-54	198	53	59	13	2	11	55	109	.551	40	11	37	0	.430	7	0	0-0	77	117	11	.946
3 Tracer Lopez	.268	55-50	179	36	48	6	2	4	31	70	.391	21	0	55	0	.342	2	2	3-3	55	132	12	.940
8 Cade McGarrh	.500	9-0	4	3	2	0	0	0	2	2	.500	0	0	2	0	.500	0	0	0-0	3	8	2	.846
28 Taber Fast	.500	4-0	2	0	1	1	0	0	0	2	1.000	0	0	0	0	.500	0	0	0-0	6	6	0	1.000
9 Zac Vooletich	.407	35-28	118	27	48	10	2	3	13	71	.602	11	3	15	3	.466	1	0	2-3	24	9	0	1.000
1 Dillon Carter	.276	35-30	98	22	27	9	1	6	23	56	.571	24	9	41	0	.455	1	4	2-2	73	2	2	.974
26 Dylan Maxcey	.264	29-25	91	22	24	7	1	4	22	45	.495	18	2	17	1	.393	1	0	2-2	224	20	6	.976
50 Drew Woodcox	.259	24-10	54	16	14	0	1	3	15	25	.463	8	3	18	0	.373	2	0	0-0	7	0	1	.875
10 Ty Coleman	.254	34-30	122	32	31	10	0	5	24	56	.459	15	6	18	7	.359	2	0	1-2	2	3	1	.833
25 Owen Washburn	.250	18-16	52	14	13	1	0	3	12	23	.442	10	1	10	1	.358	4	0	0-0	18	0	2	.900
33 Ryan Brome	.200	15-5	25	5	5	0	0	0	3	5	.200	2	2	8	0	.300	1	0	0-0	2	0	0	1.000
7 Jeric Curtis	.188	17-3	16	2	3	0	0	0	4	3	.188	1	0	3	0	.235	0	0	1-1	8	0	1	.889
15 Will Burns	.170	25-16	53	11	9	1	1	0	7	12	.226	13	1	23	0	.338	1	0	1-1	24	59	6	.933
31 Damian Bravo	.133	14-5	30	3	4	0	0	3	7	13	.433	1	0	9	0	.161	0	0	0-0	14	1	0	1.000
Totals	.309	60	2119	510	655	136	19	90	488	1099	.519	353	65	456	29	.417	38	11	28-35	1594	574	80	.964
Opponents	.255	60	2040	362	520	112	12	68	328	860	.422	285	46	556	38	.355	25	20	88-111	1542	504	61	.971

LOB - Team (535), Opp (463). DPs turned - Team (45), Opp (38). CI - Team (3), White, H. 2, Maxcey, D. 1, Opp (1). IBB - Team (7), Kash, G. 3, Bazzell, K. 2, Coleman, Ty. 1, Green, A. 1, Opp (3). Picked off - Kash, G. 1, Harrelson, G. 1, Lopez, T. 1, Hester, N. 1.

(All games Sorted by Earned run avg)

Player	era	w-l	app	gs	cg	sho	sv	ip	h	r	er	bb	so	2b	3b	hr	b/avg	wp	hp	bk	sfa	sha
21 Mason Molina	3.72	5-2	15	15	0	0/0	0	77.1	62	37	32	33	98	17	1	10	.219	5	4	1	4	5
54 Jack Livingstone	0.00	0-0	1	0	0	0/0	0	0.2	0	0	0	0	0	0	0	0	.000	0	0	0	0	0
44 Brandon Beckel	2.01	5-2	21	0	0	0/0	6	44.2	36	13	10	20	64	6	0	3	.212	3	1	1	1	0
31 Damian Bravo	2.84	1-0	7	0	0	0/0	0	6.1	3	2	2	6	10	0	0	1	.143	2	1	0	0	0
47 Ethan Coombes	2.95	3-0	21	0	0	0/0	0	18.1	16	9	6	11	36	4	0	2	.229	2	4	0	2	1
51 Zach Erdman	3.21	1-0	6	2	0	0/0	0	14.0	15	6	5	6	12	4	0	0	.268	1	2	0	0	0
39 Jase Lopez	4.15	1-0	15	0	0	0/0	1	17.1	20	9	8	4	24	4	1	2	.274	2	2	0	0	0
46 Ryan Free	4.35	5-4	25	0	0	0/0	1	41.1	36	24	20	14	50	4	0	7	.226	3	2	0	2	1
43 Brendan Lysik	4.50	0-1	10	0	0	0/0	0	8.0	3	4	4	9	4	0	0	1	.120	1	1	0	1	0
42 Kyle Robinson	5.58	1-1	17	4	0	0/0	2	40.1	37	27	25	17	41	6	2	4	.252	2	3	0	1	3
40 Brendan Girtton	5.82	2-2	15	7	0	0/0	0	51.0	52	46	33	31	36	16	1	6	.263	5	3	0	4	2
38 Jacob Rogers	5.85	2-2	11	4	0	0/0	0	20.0	18	15	13	12	21	5	1	3	.231	3	3	0	0	1
52 Josh Sanders	5.96	3-1	17	0	0	0/0	0	25.2	30	22	17	9	15	4	0	4	.283	2	3	0	1	0
32 Trendan Parish	6.00	3-2	16	9	0	0/0	1	57.0	63	50	38	35	50	14	0	11	.281	2	6	1	4	2
28 Taber Fast	6.03	1-0	12	7	0	0/0	0	34.1	39	25	23	30	23	11	3	4	.300	1	6	0	1	1
34 Zane Petty	6.27	3-1	13	10	0	0/0	0	33.0	44	29	23	14	31	8	1	1	.314	5	2	0	1	1
30 Bo Blessie	6.75	1-0	6	2	0	0/0	0	8.0	4	6	6	11	6	0	0	1	.167	1	0	0	0	1
45 Derek Bridges	6.75	1-0	10	0	0	0/0	0	6.2	5	7	5	3	7	1	0	0	.208	0	1	0	0	1
11 Andrew Devine	7.13	1-3	14	0	0	0/0	1	17.2	20	18	14	11	19	4	1	5	.299	2	1	1	1	0
8 Cade McGarrh	9.00	0-0	2	0	0	0/0	0	1.0	2	2	1	1	1	1	0	0	.333	0	0	0	0	0
35 Garrett Crowley	9.53	0-0	8	0	0	0/0	0	5.2	12	6	6	3	6	2	1	1	.462	1	1	0	1	1
36 Dax Dathe	15.00	0-0	5	0	0	0/0	0	3.0	3	5	5	5	2	1	0	2	.250	4	0	0	1	0
Totals	5.01	39-21	60	60	0	0/0	12	531.1	520	362	296	285	556	112	12	68	.255	47	46	4	25	20
Opponents	8.09	21-39	60	60	0	0/0	8	514.0	655	510	462	353	456	136	19	90	.309	68	65	5	38	11

PB - Team (18), White, H. 10, Maxcey, D. 7, Bazzell, K. 1, Opp (10). Pickoffs - Team (11), Parish, T. 3, Fast, T. 3, Molina, M. 2, Bridges, D. 1, Crowley, G. 1, Devine, A. 1, Opp (4). SBA/ATT - White, H. (55-63), Maxcey, D. (31-36), Molina, M. (18-20), Fast, T. (7-13), Girtton, B. (11-13), Sanders, J. (10-11), Beckel, B. (8-9), Free, R. (7-9), Robinson, K. (7-8), Parish, T. (7-8), Rogers, J. (3-4), Devine, A. (2-4), Bazzell, K. (2-4), Blessie, B. (1-3), Petty, Z. (3-3), Coombes, E. (2-2), Bravo, D. (1-1), Bridges, D. (0-1), Erdman, Z. (1-1), Crowley, G. (0-1).



Season Stats (Big 12 Games)



2023 Texas Tech Baseball
Conference statistics for Texas Tech (as of May 21, 2023)
(Big 12 games only Sorted by Batting avg)



Record: 12-12 Home: 8-4 Away: 4-8 Big 12: 12-12

Player	avg	gp-gs	ab	r	h	2b	3b	hr	rbi	tb	slg%	bb	hp	so	gdp	ob%	sf	sh	sb-att	po	a	e	fld%
41 Nolen Hester	.402	24-24	97	23	39	9	0	2	15	54	.557	22	0	11	2	.513	0	0	2-2	31	1	0	1.000
4 Kevin Bazzell	.396	24-24	96	20	38	10	0	5	24	63	.656	17	1	11	4	.487	1	1	1-1	15	29	1	.978
2 Gage Harrelson	.309	21-21	97	16	30	5	3	0	17	41	.423	5	0	26	1	.343	0	0	1-1	43	0	2	.956
3 Tracer Lopez	.299	24-24	87	15	26	3	1	3	14	40	.460	6	0	26	0	.340	1	1	1-1	22	65	4	.956
13 Gavin Kash	.286	24-24	98	25	28	5	1	10	27	65	.663	15	1	22	0	.379	2	0	0-0	181	13	3	.985
20 Austin Green	.286	24-24	91	20	26	7	0	4	22	45	.495	15	6	19	0	.416	1	0	0-0	32	49	4	.953
10 Ty Coleman	.210	17-16	62	14	13	4	0	2	7	23	.371	9	3	9	2	.333	1	0	1-2	0	0	0	.000

28 Taber Fast	1.000	1-0	1	0	1	1	0	0	0	2	2.000	0	0	0	0	1.000	0	0	0-0	1	2	0	1.000
50 Drew Woodcox	.600	5-1	5	3	3	0	0	0	2	3	.600	4	0	2	0	.778	0	0	0-0	0	0	0	.000
9 Zac Vooletich	.333	14-11	48	7	16	7	0	1	3	26	.542	4	1	6	1	.396	0	0	0-0	11	1	0	1.000
25 Owen Washburn	.300	6-6	20	7	6	0	0	1	6	9	.450	3	1	3	1	.385	2	0	0-0	6	0	1	.857
5 Hudson White	.260	16-14	50	10	13	4	0	3	14	26	.520	7	1	12	2	.356	1	0	0-0	131	10	1	.993
26 Dylan Maxcey	.216	11-10	37	7	8	3	0	1	10	14	.378	7	1	5	1	.356	0	0	0-0	100	8	1	.991
1 Dillon Carter	.189	12-12	37	5	7	5	0	1	3	15	.405	8	1	14	0	.348	0	2	0-0	26	1	1	.964
31 Damian Bravo	.143	6-3	14	2	2	0	0	2	3	8	.571	1	0	7	0	.200	0	0	0-0	8	0	0	1.000
33 Ryan Brome	.125	3-2	8	2	1	0	0	0	0	1	.125	1	1	5	0	.300	0	0	0-0	0	0	0	.000
15 Will Burns	.000	4-0	2	0	0	0	0	0	0	0	.000	0	0	2	0	.000	0	0	0-0	1	3	0	1.000
7 Jeric Curtis	.000	4-0	1	1	0	0	0	0	0	0	.000	0	0	0	0	.000	0	0	0-0	0	0	0	.000
Totals	.302	24	851	177	257	63	5	35	167	435	.511	124	17	180	14	.398	9	4	6-7	620	198	20	.976
Opponents	.264	24	800	159	211	49	6	36	148	380	.475	110	19	235	6	.361	12	13	39-45	622	205	22	.974

LOB - Team (206), Opp (175). DPs turned - Team (7), Opp (17). IBB - Team (2), Green, A. 1, Kash, G. 1, Opp (1). Picked off - Kash, G. 1.

(Big 12 games only Sorted by Earned run avg)

Player	era	w-l	app	gs	cg	sho	sv	ip	h	r	er	bb	so	2b	3b	hr	b/avg	wp	hp	bks	sfa	sha
21 Mason Molina	4.29	1-2	8	8	0	0/0	0	42.0	35	20	20	17	53	11	1	6	.227	4	2	1	2	3
32 Trendan Parish	8.49	1-1	8	6	0	0/0	0	29.2	35	31	28	18	34	8	0	6	.292	1	3	1	3	2

36 Dax Dathe	0.00	0-0	1	0	0	0/0	0	1.0	1	0	0	0	0	1	0	0	.333	0	0	0	1	0
43 Brendan Lysik	2.70	0-1	4	0	0	0/0	0	3.1	2	1	1	1	3	0	0	1	.167	0	0	0	0	0
44 Brandon Beckel	2.95	2-1	8	0	0	0/0	3	18.1	13	6	6	12	31	3	0	1	.191	2	1	0	0	0
47 Ethan Coombes	3.00	2-0	10	0	0	0/0	0	9.0	6	3	3	6	18	1	0	1	.194	1	3	0	2	0
34 Zane Petty	3.60	1-0	3	3	0	0/0	0	10.0	11	4	4	1	10	2	0	0	.275	1	1	0	0	1
46 Ryan Free	4.30	4-2	11	0	0	0/0	0	23.0	16	12	11	8	25	1	0	4	.193	0	2	0	1	1
42 Kyle Robinson	5.56	1-1	7	0	0	0/0	1	11.1	12	7	7	6	9	2	0	1	.293	0	1	0	1	1
28 Taber Fast	6.48	0-0	3	2	0	0/0	0	8.1	10	6	6	8	7	1	1	3	.323	0	1	0	0	1
38 Jacob Rogers	7.36	0-1	3	2	0	0/0	0	7.1	9	6	6	4	10	3	1	2	.290	0	0	0	0	0
40 Brendan Girton	7.61	0-1	8	3	0	0/0	0	23.2	30	29	20	12	17	11	1	4	.297	3	2	0	2	2
45 Derek Bridges	9.00	0-0	4	0	0	0/0	0	3.0	2	5	3	1	2	0	0	0	.182	0	1	0	0	1
35 Garrett Crowley	10.80	0-0	3	0	0	0/0	0	1.2	5	2	2	1	0	0	1	0	.625	0	0	0	0	1
52 Josh Sanders	12.79	0-1	5	0	0	0/0	0	6.1	10	9	9	5	4	1	0	1	.357	1	1	0	0	0
39 Jase Lopez	15.00	0-0	3	0	0	0/0	0	3.0	6	5	5	2	4	2	1	2	.429	0	1	0	0	0
11 Andrew Devine	18.00	0-1	4	0	0	0/0	0	5.0	7	10	10	5	6	2	0	3	.333	1	0	1	0	0
30 Bo Blessie	27.00	0-0	2	0	0	0/0	0	0.2	1	2	2	2	2	0	0	1	.333	0	0	0	0	0
8 Cade McGarrh	99.00	0-0	1	0	0	0/0	0	0.0	0	1	1	1	0	0	0	0		0	0	0	0	0
Totals	6.27	12-12	24	24	0	0/0	4	206.2	211	159	144	110	235	49	6	36	.264	14	19	3	12	13
Opponents	6.68	12-12	24	24	0	0/0	4	207.1	257	177	154	124	180	63	5	35	.302	21	17	2	9	4

PB - Team (7), White, H. 6, Maxcey, D. 1, Opp (3). Pickoffs - Team (3), Crowley, G. 1, Parish, T. 1, Fast, T. 1, Opp (1). SBA/ATT - White, H. (27-28), Maxcey, D. (12-14), Girton, B. (8-8), Sanders, J. (7-7), Molina, M. (4-6), Free, R. (5-6), Parish, T. (4-4), Fast, T. (2-3), Rogers, J. (3-3), Coombes, E. (2-2), Robinson, K. (2-2), Beckel, B. (2-2), Devine, A. (0-1), Crowley, G. (0-1).

Season Stats (Home Games)



2023 Texas Tech Baseball
Overall Statistics for Texas Tech (as of May 21, 2023)
(Home games Sorted by Batting avg)



Record: 30-7 Home: 30-7 Away: 0-0 Big 12: 8-4

Player	avg	gp-gs	ab	r	h	2b	3b	hr	rbi	tb	slg%	bb	hp	so	gdp	ob%	sf	sh	sb-att	po	a	e	fld%
41 Nolen Hester	.377	34-34	122	44	46	9	0	2	21	61	.500	35	10	11	2	.542	1	2	3-4	54	0	0	1.000
13 Gavin Kash	.377	37-37	154	48	58	9	2	17	61	122	.792	20	0	34	1	.436	5	0	2-2	331	27	5	.986
20 Austin Green	.372	32-32	113	40	42	9	0	8	41	75	.664	26	8	14	0	.494	7	0	0-0	45	75	8	.938
4 Kevin Bazzell	.367	36-36	139	42	51	15	0	8	39	90	.647	29	5	16	2	.483	3	0	0-0	29	62	7	.929
2 Gage Harrelson	.359	33-33	145	38	52	11	3	1	35	72	.497	19	1	31	3	.434	1	0	4-7	54	0	1	.982
5 Hudson White	.337	28-25	95	26	32	9	0	8	38	65	.684	19	3	14	3	.446	4	0	2-3	191	27	5	.978
3 Tracer Lopez	.318	32-29	107	25	34	5	2	2	18	49	.458	13	0	28	0	.392	0	2	3-3	34	90	6	.954
8 Cade McGarrh	1.000	7-0	1	2	1	0	0	0	0	1	1.000	0	0	0	0	1.000	0	0	0-0	2	5	2	.778
9 Zac Vooletich	.500	19-13	54	15	27	5	2	2	9	42	.778	8	2	3	0	.569	1	0	2-3	11	8	0	1.000
1 Dillon Carter	.339	22-19	62	18	21	7	1	6	21	48	.774	15	6	24	0	.500	1	2	2-2	39	2	1	.976
26 Dylan Maxcey	.306	15-14	49	15	15	4	1	2	13	27	.551	11	1	6	0	.435	1	0	2-2	127	9	3	.978
7 Jeric Curtis	.300	11-1	10	0	3	0	0	0	3	3	.300	1	0	2	0	.364	0	0	0-0	5	0	1	.833
10 Ty Coleman	.299	21-19	77	22	23	8	0	5	21	46	.597	6	5	11	5	.378	2	0	0-0	2	3	1	.833
5 Drew Woodcox	.250	13-7	36	11	9	0	1	3	14	20	.556	3	3	11	0	.341	2	0	0-0	5	0	1	.833
25 Owen Washburn	.214	15-13	42	9	9	1	0	1	8	13	.310	8	1	8	0	.333	3	0	0-0	15	0	2	.882
33 Ryan Brome	.208	13-5	24	4	5	0	0	0	3	5	.208	2	2	8	0	.310	1	0	0-0	2	0	0	1.000
31 Damian Bravo	.190	8-4	21	3	4	0	0	3	7	13	.619	1	0	4	0	.227	0	0	0-0	7	0	0	1.000
15 Will Burns	.167	16-12	36	8	6	1	1	0	5	9	.250	10	1	13	0	.354	1	0	1-1	16	43	5	.922
28 Taber Fast	.000	1-0	0	0	0	0	0	0	0	0	.000	0	0	0	0	.000	0	0	0-0	4	5	0	1.000
Totals	.340	37	1287	370	438	93	13	68	357	761	.591	226	48	238	16	.447	33	6	21-27	987	379	54	.962
Opponents	.251	37	1277	209	321	70	9	41	192	532	.417	167	26	337	28	.347	12	6	59-71	904	280	45	.963

LOB - Team (327), Opp (295). DPs turned - Team (32), Opp (20). CI - Team (3), White, H. 2, Maxcey, D. 1, Opp (1). IBB - Team (3), Bazzell, K. 1, Coleman, Ty. 1, Green, A. 1, Opp (1). Picked off - Lopez, T. 1, Harrelson, G. 1, Hester, N. 1.

(Home games Sorted by Earned run avg)

Player	era	w-l	app	gs	cg	sho	sv	ip	h	r	er	bb	so	2b	3b	hr	b/avg	wp	hp	bk	sfa	sha
21 Mason Molina	3.64	3-2	9	9	0	0/0	0	47.0	39	24	19	18	64	9	0	8	.223	3	1	0	3	3
32 Trendan Parish	5.03	2-1	11	6	0	0/0	1	39.1	42	31	22	25	31	10	0	8	.273	2	4	1	2	0
54 Jack Livingstone	0.00	0-0	1	0	0	0/0	0	0.2	0	0	0	0	0	0	0	0	.000	0	0	0	0	0
30 Bo Blessie	1.29	1-0	3	2	0	0/0	0	7.0	3	1	1	6	4	0	0	0	.143	0	0	0	0	0
34 Zane Petty	1.42	3-0	6	4	0	0/0	0	19.0	16	5	3	6	15	1	0	0	.225	3	0	0	1	0
31 Damian Bravo	1.59	1-0	6	0	0	0/0	0	5.2	3	1	1	2	9	0	0	1	.158	0	1	0	0	0
47 Ethan Coombes	1.69	1-0	10	0	0	0/0	0	10.2	8	4	2	7	23	1	0	2	.195	2	1	0	0	0
44 Brandon Beckel	2.30	3-1	14	0	0	0/0	4	27.1	21	9	7	11	37	5	0	2	.198	1	1	1	0	0
43 Brendan Lysik	2.45	0-0	4	0	0	0/0	0	3.2	1	1	1	6	1	0	0	0	.091	1	0	0	0	0
11 Andrew Devine	3.38	1-0	10	0	0	0/0	1	13.1	13	9	5	5	15	2	1	1	.260	1	1	0	0	0
45 Derek Bridges	3.86	1-0	5	0	0	0/0	0	2.1	3	1	1	0	2	1	0	0	.333	0	0	0	0	0
46 Ryan Free	3.92	4-1	13	0	0	0/0	1	20.2	17	13	9	6	24	4	0	2	.213	0	2	0	2	1
38 Jacob Rogers	3.97	2-0	6	2	0	0/0	0	11.1	7	5	5	8	14	1	1	0	.175	1	2	0	0	0
51 Zach Erdman	4.50	1-0	5	2	0	0/0	0	10.0	15	6	5	5	7	4	0	0	.341	1	2	0	0	0
39 Jase Lopez	4.85	1-0	10	0	0	0/0	0	13.0	17	8	7	2	18	3	1	2	.293	1	1	0	0	0
52 Josh Sanders	4.96	2-0	11	0	0	0/0	0	16.1	19	14	9	6	9	3	0	3	.279	1	2	0	1	0
40 Brendan Girtton	5.52	2-1	9	5	0	0/0	0	31.0	33	31	19	22	20	10	0	4	.266	2	1	0	2	0
28 Taber Fast	5.84	1-0	9	4	0	0/0	0	24.2	27	16	16	17	18	11	3	2	.287	0	4	0	1	1
42 Kyle Robinson	7.77	1-1	9	3	0	0/0	1	22.0	26	21	19	9	23	3	2	3	.299	2	2	0	0	1
8 Cade McGarrh	9.00	0-0	2	0	0	0/0	0	1.0	2	2	1	1	1	1	0	0	.333	0	0	0	0	0
35 Garrett Crowley	15.43	0-0	5	0	0	0/0	0	2.1	7	4	4	2	2	1	1	1	.500	0	1	0	0	0
36 Dax Dathe	40.50	0-0	2	0	0	0/0	0	0.2	2	3	3	3	0	0	0	2	.500	1	0	0	0	0
Totals	4.35	30-7	37	37	0	0/0	8	329.0	321	209	159	167	337	70	9	41	.251	22	26	2	12	6
Opponents	9.83	7-30	37	37	0	0/0	3	301.1	438	370	329	226	238	93	13	68	.340	48	48	2	33	6

PB - Team (7), White, H. 3, Maxcey, D. 3, Bazzell, K. 1, Opp (7). Pickoffs - Team (7), Parish, T. 2, Fast, T. 2, Bridges, D. 1, Molina, M. 1, Devine, A. 1, Opp (3). SBA/ATT - White, H. (41-47), Maxcey, D. (16-17), Molina, M. (13-13), Sanders, J. (9-10), Girtton, B. (9-10), Robinson, K. (7-8), Fast, T. (3-6), Parish, T. (5-6), Free, R. (4-5), Beckel, B. (3-3), Bazzell, K. (2-3), Devine, A. (2-2), Blessie, B. (0-2), Rogers, J. (1-2), Coombes, E. (1-1), Bravo, D. (1-1), Bridges, D. (0-1), Erdman, Z. (1-1).



Season Stats (Away/Neutral Games)



2023 Texas Tech Baseball Overall Statistics for Texas Tech (as of May 30, 2023) (road/neutral Sorted by Batting avg)



Record: 9-14 Home: 0-0 Away: 6-10 Neutral: 3-4 Big 12: 4-8

Player	avg	gp-gs	ab	r	h	2b	3b	hr	rbi	tb	slg%	bb	hp	so	gdp	ob%	sf	sh	sb-att	po	a	e	fld%
41 Nolen Hester	.369	22-22	84	12	31	8	0	0	14	39	.464	23	5	13	1	.527	0	1	1-1	27	1	0	1.000
4 Kevin Bazzell	.337	23-23	98	11	33	8	1	2	21	49	.500	13	1	13	5	.420	0	1	2-2	21	33	3	.947
2 Gage Harrelson	.261	21-20	88	13	23	5	2	0	10	32	.364	11	0	31	0	.343	0	1	2-2	39	0	3	.929
13 Gavin Kash	.261	23-23	92	17	24	3	1	7	20	50	.543	14	1	20	0	.358	2	0	0-0	169	11	2	.989
20 Austin Green	.200	23-22	85	13	17	4	2	3	14	34	.400	14	3	23	0	.333	0	0	0-0	32	42	3	.961
3 Tracer Lopez	.194	23-21	72	11	14	1	0	2	13	21	.292	8	0	27	0	.268	2	0	0-0	21	42	6	.913

28 Taber Fast	.500	3-0	2	0	1	1	0	0	0	2	1.000	0	0	0	0	.500	0	0	0-0	2	1	0	1.000
25 Owen Washburn	.400	3-3	10	5	4	0	0	2	4	10	1.000	2	0	2	1	.462	1	0	0-0	3	0	0	1.000
8 Cade McGarrh	.333	2-0	3	1	1	0	0	0	2	1	.333	0	0	2	0	.333	0	0	0-0	1	3	0	1.000
9 Zac Vooletich	.328	16-15	64	12	21	5	0	1	4	29	.453	3	1	12	3	.368	0	0	0-0	13	1	0	1.000
5 Hudson White	.283	17-15	60	13	17	1	0	3	11	27	.450	6	1	17	0	.358	0	0	0-0	121	16	3	.979
50 Drew Woodcox	.278	11-3	18	5	5	0	0	0	1	5	.278	5	0	7	0	.435	0	0	0-0	2	0	0	1.000
26 Dylan Maxcey	.214	14-11	42	7	9	3	0	2	9	18	.429	7	1	11	1	.340	0	0	0-0	97	11	3	.973
10 Ty Coleman	.178	13-11	45	10	8	2	0	0	3	10	.222	9	1	7	2	.327	0	0	1-2	0	0	0	.000
15 Will Burns	.176	9-4	17	3	3	0	0	0	2	3	.176	3	0	10	0	.300	0	0	0-0	8	16	1	.960
1 Dillon Carter	.167	13-11	36	4	6	2	0	0	2	8	.222	9	3	17	0	.375	0	2	0-0	34	0	1	.971
31 Damian Bravo	.000	6-1	9	0	0	0	0	0	0	0	.000	0	0	5	0	.000	0	0	0-0	7	1	0	1.000
7 Jeric Curtis	.000	6-2	6	2	0	0	0	0	1	0	.000	0	0	1	0	.000	0	0	1-1	3	0	0	1.000
33 Ryan Brome	.000	2-0	1	1	0	0	0	0	0	0	.000	0	0	0	0	.000	0	0	0-0	0	0	0	.000
Totals	.261	23	832	140	217	43	6	22	131	338	.406	127	17	218	13	.368	5	5	7-8	607	195	26	.969
Opponents	.261	23	763	153	199	42	3	27	136	328	.430	118	20	219	10	.369	13	14	29-40	638	224	16	.982

LOB - Team (208), Opp (168). DPs turned - Team (13), Opp (18). IBB - Team (4), Kash, G. 3, Bazzell, K. 1, Opp (2). Picked off - Kash, G. 1.

(road/neutral Sorted by Earned run avg)

Player	era	w-l	app	gs	cg	sho	sv	ip	h	r	er	bb	so	2b	3b	hr	b/avg	wp	hp	bks	sfa	sha
21 Mason Molina	3.86	2-0	6	6	0	0/0	0	30.1	23	13	13	15	34	8	1	2	.213	2	3	1	1	2

51 Zach Erdman	0.00	0-0	1	0	0	0/0	0	4.0	0	0	0	1	5	0	0	0	.000	0	0	0	0	0
44 Brandon Beckel	1.56	2-1	7	0	0	0/0	2	17.1	15	4	3	9	27	1	0	1	.234	2	0	0	1	0
39 Jase Lopez	2.08	0-0	5	0	0	0/0	1	4.1	3	1	1	2	6	1	0	0	.200	1	1	0	0	0
42 Kyle Robinson	2.95	0-0	8	1	0	0/0	1	18.1	11	6	6	8	18	3	0	1	.183	0	1	0	1	2
47 Ethan Coombes	4.70	2-0	11	0	0	0/0	0	7.2	8	5	4	4	13	3	0	0	.276	0	3	0	2	1
46 Ryan Free	4.79	1-3	12	0	0	0/0	0	20.2	19	11	11	8	26	0	0	5	.241	3	0	0	0	0
35 Garrett Crowley	5.40	0-0	3	0	0	0/0	0	3.1	5	2	2	1	4	1	0	0	.417	1	0	0	1	1
43 Brendan Lysik	6.23	0-1	6	0	0	0/0	0	4.1	2	3	3	3	3	0	0	1	.143	0	1	0	1	0
40 Brendan Girton	6.30	0-1	6	2	0	0/0	0	20.0	19	15	14	9	16	6	1	2	.257	3	2	0	2	2
28 Taber Fast	6.52	0-0	3	3	0	0/0	0	9.2	12	9	7	13	5	0	0	2	.333	1	2	0	0	0
52 Josh Sanders	7.71	1-1	6	0	0	0/0	0	9.1	11	8	8	3	6	1	0	1	.289	1	1	0	0	0
36 Dax Dathe	7.71	0-0	3	0	0	0/0	0	2.1	1	2	2	2	2	1	0	0	.125	3	0	0	1	0
32 Trendan Parish	8.15	1-1	5	3	0	0/0	0	17.2	21	19	16	10	19	4	0	3	.300	0	2	0	2	2
38 Jacob Rogers	8.31	0-2	5	2	0	0/0	0	8.2	11	10	8	4	7	4	0	3	.289	2	1	0	0	1
45 Derek Bridges	8.31	0-0	5	0	0	0/0	0	4.1	2	6	4	3	5	0	0	0	.133	0	1	0	0	1
34 Zane Petty	12.86	0-1	7	6	0	0/0	0	14.0	28	24	20	8	16	7	1	1	.406	2	2	0	0	1
31 Damian Bravo	13.50	0-0	1	0	0	0/0	0	0.2	0	1	1	4	1	0	0	0	.000	2	0	0	0	0
11 Andrew Devine	18.69	0-3	4	0	0	0/0	0	4.1	7	9	9	6	4	2	0	4	.412	1	0	1	1	0
30 Bo Blessie	45.00	0-0	3	0	0	0/0	0	1.0	1	5	5	5	2	0	0	1	.333	1	0	0	0	1
Totals	6.09	9-14	23	23	0	0/0	4	202.1	199	153	137	118	219	42	3	27	.261	25	20	2	13	14
Opponents	5.63	14-9	23	23	0	0/0	5	212.2	217	140	133	127	218	43	6	22	.261	20	17	3	5	5

PB - Team (11), White, H. 7, Maxcey, D. 4, Opp (3). Pickoffs - Team (4), Crowley, G. 1, Parish, T. 1, Molina, M. 1, Fast, T. 1, Opp (1). SBA/ATT - Maxcey, D. (15-19), White, H. (14-16), Molina, M. (5-7), Fast, T. (4-7), Beckel, B. (5-6), Free, R. (3-4), Girton, B. (2-3), Petty, Z. (3-3), Rogers, J. (2-2), Devine, A. (0-2), Parish, T. (2-2), Coombes, E. (1-1), Sanders, J. (1-1), Bazzell, K. (0-1), Blessie, B. (1-1), Crowley, G. (0-1).

Big 12 Tournament Stats



2023 Texas Tech Baseball
Overall Statistics for Texas Tech (as of May 30, 2023)
(Big 12 Tournament Sorted by Batting avg)



Record: 2-2 Home: 0-0 Away: 0-0 Neutral: 2-2 Big 12: 0-0

Player	avg	gp-gs	ab	r	h	2b	3b	hr	rbi	tb	slg%	bb	hp	so	gdp	ob%	sf	sh	sb-att	po	a	e	fld%
41 Nolen Hester	.500	4-4	14	1	7	0	0	0	4	7	.500	4	2	3	0	.650	0	0	0-0	7	0	0	1.000
5 Hudson White	.375	4-4	16	6	6	0	0	2	5	12	.750	3	0	4	0	.474	0	0	0-0	19	2	1	.955
9 Zac Vooletich	.353	4-4	17	3	6	0	0	0	1	6	.353	0	0	4	1	.353	0	0	0-0	3	0	0	1.000
2 Gage Harrelson	.333	4-4	15	1	5	1	0	0	1	6	.400	2	0	7	0	.412	0	1	0-0	6	0	0	1.000
3 Tracer Lopez	.250	4-4	12	3	3	0	0	0	2	3	.250	4	0	4	0	.438	0	0	0-0	1	1	1	.667
20 Austin Green	.214	4-4	14	3	3	1	0	1	1	7	.500	3	0	5	0	.353	0	0	0-0	6	10	0	1.000
4 Kevin Bazzell	.188	4-4	16	0	3	0	0	0	2	3	.188	3	1	2	0	.350	0	0	0-0	3	6	1	.900
13 Gavin Kash	.111	4-4	18	3	2	0	0	1	2	5	.278	0	0	5	0	.111	0	0	0-0	24	2	1	.963

50 Drew Woodcox	.667	2-0	3	0	2	0	0	0	0	2	.667	0	0	0	0	.667	0	0	0-0	2	0	0	1.000
26 Dylan Maxcey	.333	2-2	9	2	3	2	0	1	2	8	.889	0	0	2	0	.333	0	0	0-0	18	3	0	1.000
1 Dillon Carter	.000	3-2	5	0	0	0	0	0	0	0	.000	1	1	4	0	.286	0	0	0-0	9	0	1	.900
10 Ty Coleman	.000	1-0	2	0	0	0	0	0	0	0	.000	0	0	1	1	.000	0	0	0-0	0	0	0	.000
15 Will Burns	.000	1-0	2	0	0	0	0	0	0	0	.000	0	0	1	0	.000	0	0	0-0	0	1	0	1.000
31 Damian Bravo	.000	2-0	2	0	0	0	0	0	0	0	.000	0	0	0	0	.000	0	0	0-0	2	1	0	1.000
28 Taber Fast	.000	1-0	1	0	0	0	0	0	0	0	.000	0	0	0	0	.000	0	0	0-0	1	0	0	1.000
Totals	.274	4	146	22	40	4	0	5	20	59	.404	20	4	42	2	.376	0	1	0-0	103	29	5	.964
Opponents	.254	4	130	25	33	6	0	3	20	48	.369	18	3	40	0	.355	1	3	6-7	107	33	5	.966

LOB - Team (42), Opp (27). DPs turned - Team (1), Opp (5).

(Big 12 Tournament Sorted by Earned run avg)

Player	era	w-l	app	gs	cg	sho	sv	ip	h	r	er	bb	so	2b	3b	hr	b/avg	wp	hp	bk	sfa	sha
42 Kyle Robinson	0.00	0-0	1	1	0	0/0	0	5.0	4	0	0	1	8	1	0	0	.222	0	0	0	0	1
51 Zach Erdman	0.00	0-0	1	0	0	0/0	0	4.0	0	0	0	1	5	0	0	0	.000	0	0	0	0	0
21 Mason Molina	1.50	1-0	1	1	0	0/0	0	6.0	4	1	1	3	6	0	0	1	.190	0	0	0	0	0
44 Brandon Beckel	4.15	0-1	2	0	0	0/0	1	4.1	5	3	2	0	6	0	0	1	.294	1	0	0	1	0

52 Josh Sanders	0.00	1-0	1	0	0	0/0	0	3.0	0	0	0	0	2	0	0	0	.000	0	0	0	0	0
47 Ethan Coombes	0.00	0-0	2	0	0	0/0	0	0.1	0	1	0	0	1	0	0	0	.000	0	0	0	0	0
39 Jase Lopez	0.00	0-0	1	0	0	0/0	0	0.1	1	0	0	0	1	0	0	0	.500	1	1	0	0	0
28 Taber Fast	7.36	0-0	1	1	0	0/0	0	3.2	4	5	3	6	2	0	0	0	.286	1	1	0	0	0
38 Jacob Rogers	9.00	0-0	1	0	0	0/0	0	1.0	2	1	1	0	1	2	0	0	.500	0	0	0	0	1
46 Ryan Free	10.12	0-0	2	0	0	0/0	0	2.2	6	3	3	0	3	0	0	1	.462	1	0	0	0	0
43 Brendan Lysik	13.50	0-0	1	0	0	0/0	0	1.1	1	2	2	2	1	0	0	0	.200	0	1	0	0	0
34 Zane Petty	19.29	0-1	1	1	0	0/0	0	2.1	6	6	5	2	4	3	0	0	.462	1	0	0	0	0
30 Bo Blessie	81.00	0-0	1	0	0	0/0	0	0.1	0	3	3	3	0	0	0	0		1	0	0	0	1
Totals	5.24	2-2	4	4	0	0/0	1	34.1	33	25	20	18	40	6	0	3	.254	6	3	0	1	3
Opponents	4.54	2-2	4	4	0	0/0	1	35.2	40	22	18	20	42	4	0	5	.274	1	4	1	0	1

PB - Team (4), Maxcey, D. 3, White, H. 1. Pickoffs - Team (1), Molina, M. 1. SBA/ATT - Maxcey, D. (4-5), Fast, T. (2-3), White, H. (2-2), Molina, M. (2-2), Beckel, B. (1-1), Blessie, B. (1-1).



Game-By-Game Offensive Stats

Date	Opponent	ab	r	h	rbi	2b	3b	hr	tb	bb	ibb	sb	cs	hbp	sac	sf	gdp	k	po	a	e	lob	avg
Feb 17	GONZAGA	33	8	10	8	3	0	2	19	4	0	0	0	1	0	1	1	7	27	10	4	7	.303
Feb 18	GONZAGA	32	10	10	9	2	0	0	12	11	0	2	0	2	0	2	0	10	27	12	0	13	.308
Feb 19	GONZAGA	36	12	14	12	3	1	1	22	5	0	0	0	3	0	2	0	5	27	13	1	10	.337
Feb 20	GONZAGA	33	9	10	9	4	1	1	19	14	2	1	0	0	0	2	0	5	27	11	6	15	.328
Feb 24	WESTERN ILLINOI	29	11	7	11	2	1	1	14	5	0	1	0	3	0	3	1	3	27	10	1	5	.313
Feb 25	WESTERN ILLINOI	42	24	22	24	7	1	3	40	9	0	1	0	2	0	4	0	1	27	11	5	9	.356
Feb 25	WESTERN ILLINOI	28	6	6	5	3	0	1	12	6	0	0	0	1	0	2	1	4	27	17	0	7	.339
Feb 26	WESTERN ILLINOI	40	14	16	14	2	0	2	24	9	0	1	0	2	0	0	0	8	27	11	2	13	.348
Feb 28	AIR FORCE	30	9	7	8	3	1	1	15	6	0	1	0	1	1	1	0	7	27	14	1	6	.337
Mar 01	AIR FORCE	42	18	19	17	3	1	4	36	10	0	2	1	3	0	1	0	7	27	10	2	14	.351
Mar 03	vs Rice	30	2	4	1	1	0	0	5	5	0	0	0	0	0	1	0	12	24	6	2	7	.333
Mar 04	vs Michigan	32	10	11	10	2	3	0	19	9	1	0	0	2	2	1	0	9	27	5	1	12	.334
Mar 05	vs Texas A&M	59	2	10	2	0	0	0	10	7	1	1	0	1	0	0	0	23	48	15	2	17	.313
Mar 07	NEW MEXICO	31	6	10	6	4	0	0	14	7	0	0	0	1	1	0	1	4	27	6	1	10	.314
Mar 10	IOWA	39	17	15	16	1	1	3	27	6	0	2	0	1	0	2	0	5	27	10	2	7	.319
Mar 11	IOWA	32	8	10	7	2	1	2	20	6	0	3	1	0	0	0	0	10	27	8	2	6	.319
Mar 12	IOWA	33	9	7	9	0	0	4	19	7	0	0	1	3	0	0	0	11	27	13	3	7	.313
Mar 14	UT ARLINGTON	39	10	15	10	3	0	1	21	5	0	1	1	1	0	0	0	4	27	12	1	11	.317
Mar 15	UT ARLINGTON	41	14	19	14	3	0	4	34	2	0	0	0	3	0	1	0	7	27	13	2	9	.326
*Mar 17	OKLAHOMA STATE	39	8	10	6	2	0	0	12	8	1	0	0	2	1	1	0	8	30	9	1	14	.322
*Mar 18	OKLAHOMA STATE	36	4	10	4	1	0	3	20	5	0	0	0	0	0	0	1	10	27	4	0	10	.320
*Mar 19	OKLAHOMA STATE	31	12	14	12	2	0	2	22	5	0	0	0	1	0	1	1	7	21	13	0	8	.325
*Mar 24	at Texas	31	2	6	2	2	0	1	11	3	0	0	1	0	0	0	0	12	24	7	0	5	.320
*Mar 25	at Texas	32	5	8	5	1	0	1	12	8	0	1	0	0	1	0	1	8	24	9	0	9	.318
*Mar 26	at Texas	34	8	11	8	1	1	1	17	7	0	0	0	3	0	1	3	7	24	12	1	10	.318
Mar 28	at New Mexico	44	10	15	10	4	0	1	22	2	0	2	0	0	0	0	0	5	25	4	1	9	.319
*Mar 31	TCU	45	20	20	20	3	0	3	32	6	0	1	0	1	0	0	0	7	27	11	5	8	.325
*Apr 01	TCU	36	7	10	6	1	0	1	14	3	0	0	0	2	0	0	1	4	27	10	0	7	.323
*Apr 02	TCU	36	10	15	10	4	1	1	24	3	0	0	0	2	0	2	1	5	27	8	2	9	.326
Apr 07	NORTH DAKOTA S	28	1	4	1	0	0	1	7	5	0	0	0	0	0	0	2	8	27	11	2	5	.322
Apr 08	NORTH DAKOTA S	30	8	6	8	2	1	1	13	6	0	0	0	3	0	1	0	9	27	13	0	9	.318
Apr 08	NORTH DAKOTA S	29	8	12	8	0	0	2	18	6	0	3	0	1	1	2	2	5	27	10	1	7	.321
Apr 10	at Stanford	35	4	8	4	1	0	0	9	4	0	0	0	2	0	0	0	14	24	12	2	10	.318
Apr 11	at Stanford	39	11	14	10	4	0	1	21	9	0	0	0	0	0	0	1	13	27	10	1	10	.319
*Apr 14	at Oklahoma	44	13	16	12	3	1	2	27	7	1	0	0	0	0	1	1	8	30	8	0	9	.321
*Apr 15	at Oklahoma	40	9	13	8	3	0	1	19	6	0	0	0	0	0	0	0	4	27	11	1	10	.321
*Apr 16	at Oklahoma	31	2	9	1	4	1	0	15	1	0	2	0	0	0	0	0	5	23	11	1	6	.320
Apr 18	GRAND CANYON	31	6	8	6	0	0	3	17	4	0	0	1	1	0	0	0	7	27	12	1	6	.319
Apr 19	GRAND CANYON	37	11	13	11	2	1	3	26	4	0	0	0	1	0	0	0	2	27	12	3	7	.320
*Apr 21	BAYLOR	40	10	16	10	3	0	3	28	3	0	0	0	0	0	0	0	7	27	5	0	9	.322
*Apr 22	BAYLOR	37	14	14	14	7	1	2	29	8	0	0	0	1	0	0	0	8	27	7	0	8	.323
*Apr 22	BAYLOR	37	4	10	2	4	0	0	14	3	0	0	0	1	0	0	0	9	27	9	2	10	.322
Apr 25	at Abilene Christian	36	15	11	14	2	0	3	22	11	1	0	0	1	0	0	2	8	27	12	2	6	.322
*Apr 28	at Kansas State	31	2	6	2	0	0	0	6	7	0	1	0	0	1	0	0	8	24	7	1	10	.319
*Apr 29	at Kansas State	35	5	7	4	2	0	1	12	4	0	0	0	2	0	0	0	7	27	5	3	9	.317
*Apr 30	at Kansas State	34	8	8	8	2	0	2	16	7	0	0	0	0	0	0	0	11	24	5	1	6	.315
May 05	SAM HOUSTON	40	12	15	12	1	0	1	19	6	0	1	0	1	0	0	0	8	27	9	1	11	.316
May 06	SAM HOUSTON	31	3	6	3	1	1	0	9	2	0	0	1	0	0	0	1	4	27	12	1	3	.314
May 07	SAM HOUSTON	31	10	11	10	1	0	3	21	5	0	0	0	2	1	1	1	2	27	15	0	6	.315
May 09	ABILENE CHRISTI	30	13	13	12	3	0	1	19	12	0	0	0	2	0	2	0	7	21	8	2	13	.317
*May 12	at West Virginia	35	5	8	5	3	0	1	14	2	0	0	0	1	0	0	1	6	27	8	0	6	.315
*May 13	at West Virginia	34	2	7	2	2	0	2	15	1	0	0	0	1	0	0	0	8	24	8	2	7	.313
*May 14	at West Virginia	30	3	5	3	2	0	0	7	7	0	0	0	0	0	1	2	8	24	11	0	8	.311
*May 18	KANSAS	32	1	7	1	3	0	0	10	1	0	0	0	0	1	0	1	8	27	5	0	6	.309
*May 19	KANSAS	41	8	14	8	4	0	3	27	7	0	0	0	0	0	2	0	10	30	8	0	13	.310
*May 20	KANSAS	30	15	13	14	4	0	5	32	12	0	1	0	0	0	0	1	5	21	7	0	9	.312
May 24	vs West Virginia	36	6	11	5	0	0	2	17	6	0	0	0	2	1	0	0	10	27	3	0	12	.312
May 25	vs Oklahoma	43	10	17	9	3	0	1	23	4	0	0	0	1	0	0	0	7	27	13	1	12	.313
May 27	vs Oklahoma State	32	1	5	1	1	0	1	9	1	0	0	0	1	0	0	2	10	24	8	2	6	.311
May 27	vs Oklahoma State	35	5	7	5	0	0	1	10	9	0	0	0	0	0	0	0	15	25	5	2	12	.309
Totals		2119	510	655	488	136	19	90	1099	353	7	28	7	65	11	38	29	456	1594	574	80	535	.309

Game-By-Game Pitching Stats

Date	Opponent	ip	h	r	er	bb	so	2b	3b	hr	wp	bk	hbp	dp	ibb	score	w-l	sv	era
Feb 17	GONZAGA	9.0	6	4	3	3	7	0	1	1	0	0	0	2	0	8-4	1-0	0	3.00
Feb 18	GONZAGA	9.0	5	3	3	5	12	1	0	0	1	0	0	1	0	10-3	2-0	0	3.00
Feb 19	GONZAGA	9.0	5	3	1	6	7	0	0	1	1	0	2	1	0	12-3	3-0	0	2.33
Feb 20	GONZAGA	9.0	9	8	3	4	8	1	0	3	0	0	0	0	0	9-8	4-0	0	2.50
Feb 24	WESTERN ILLINOI	9.0	7	3	2	2	8	1	1	0	0	0	0	1	0	11-3	5-0	0	2.40
Feb 25	WESTERN ILLINOI	9.0	14	9	2	4	11	2	0	1	0	0	0	2	0	24-9	6-0	0	2.33
Feb 25	WESTERN ILLINOI	9.0	11	5	5	3	4	3	1	1	0	0	1	3	0	6-5	7-0	0	2.71
Feb 26	WESTERN ILLINOI	9.0	9	8	7	4	10	3	1	0	0	0	0	3	0	14-8	8-0	0	3.25
Feb 28	AIR FORCE	9.0	9	4	4	2	9	0	0	3	0	1	0	1	0	9-4	9-0	0	3.33
Mar 01	AIR FORCE	9.0	8	5	4	8	9	1	0	1	2	0	1	2	0	18-5	10-0	0	3.40
Mar 03	vs Rice	8.0	5	3	3	5	11	0	0	2	1	0	0	1	0	2-3	10-1	0	3.40
Mar 04	vs Michigan	9.0	6	7	6	3	13	2	1	0	0	0	3	0	0	10-7	11-1	1	3.62
Mar 05	vs Texas A&M	16.0	7	4	2	16	16	0	0	0	3	0	1	3	1	2-4	11-2	1	3.29
Mar 07	NEW MEXICO	9.0	9	3	2	4	5	1	0	1	1	0	1	1	0	6-3	12-2	2	3.20
Mar 10	IOWA	9.0	6	5	4	12	11	0	0	0	1	0	2	1	0	17-5	13-2	2	3.26
Mar 11	IOWA	9.0	8	3	2	4	10	3	0	1	0	0	0	0	0	8-3	14-2	3	3.18
Mar 12	IOWA	9.0	11	10	6	7	12	4	0	1	2	0	1	2	0	9-10	14-3	3	3.34
Mar 14	UT ARLINGTON	9.0	9	1	0	5	9	0	0	0	2	0	1	3	0	10-1	15-3	3	3.16
Mar 15	UT ARLINGTON	9.0	16	7	7	3	7	4	0	0	0	0	1	2	0	14-7	16-3	3	3.36
*Mar 17	OKLAHOMA STATE	10.0	9	7	6	8	10	3	0	0	1	0	0	0	0	8-7	17-3	3	3.47
*Mar 18	OKLAHOMA STATE	9.0	12	9	9	3	11	2	1	4	1	0	1	0	0	4-9	17-4	3	3.72
*Mar 19	OKLAHOMA STATE	7.0	4	1	1	5	6	1	1	0	0	0	1	0	0	12-1	18-4	3	3.64
*Mar 24	at Texas	8.0	7	6	6	4	2	3	0	1	0	0	0	0	1	2-6	18-5	3	3.75
*Mar 25	at Texas	8.0	8	6	6	2	8	3	0	1	1	1	1	0	0	5-6	18-6	3	3.86
*Mar 26	at Texas	8.0	13	9	9	7	6	0	0	5	0	0	0	3	0	8-9	18-7	3	4.08
Mar 28	at New Mexico	8.1	14	11	10	3	12	2	0	2	3	0	0	0	0	10-11	18-8	3	4.32
*Mar 31	TCU	9.0	13	16	9	8	12	3	1	3	2	0	0	0	0	20-16	19-8	4	4.49
*Apr 01	TCU	9.0	13	10	10	6	9	5	0	5	0	0	1	0	0	7-10	19-9	4	4.69
*Apr 02	TCU	9.0	5	5	4	7	8	1	0	0	1	1	4	0	0	10-5	20-9	5	4.67
Apr 07	NORTH DAKOTA S	9.0	13	8	3	6	12	7	0	0	0	0	1	0	0	1-8	20-10	5	4.61
Apr 08	NORTH DAKOTA S	9.0	9	5	5	5	9	3	0	0	0	0	1	2	0	8-5	21-10	6	4.62
Apr 08	NORTH DAKOTA S	9.0	6	3	2	1	8	3	0	0	0	0	1	0	0	8-3	22-10	7	4.54
Apr 10	at Stanford	8.0	5	6	6	6	5	2	0	2	2	0	1	0	0	4-6	22-11	7	4.60
Apr 11	at Stanford	9.0	9	2	1	5	10	0	0	0	0	0	0	2	0	11-2	23-11	7	4.50
*Apr 14	at Oklahoma	10.0	11	7	7	7	12	4	1	1	1	0	4	0	0	13-7	24-11	7	4.55
*Apr 15	at Oklahoma	9.0	5	5	4	4	11	1	0	1	0	0	0	1	0	9-5	25-11	7	4.54
*Apr 16	at Oklahoma	7.2	11	12	10	4	8	3	0	3	0	0	0	1	0	2-12	25-12	7	4.70
Apr 18	GRAND CANYON	9.0	5	1	1	4	8	1	1	0	0	0	2	1	0	6-1	26-12	7	4.61
Apr 19	GRAND CANYON	9.0	3	6	4	5	3	0	0	1	1	0	1	2	0	11-6	27-12	7	4.59
*Apr 21	BAYLOR	9.0	3	1	1	1	14	0	0	1	0	0	0	0	0	10-1	28-12	7	4.50
*Apr 22	BAYLOR	9.0	12	9	9	4	14	4	0	0	1	0	0	0	0	14-9	29-12	7	4.61
*Apr 22	BAYLOR	9.0	13	6	5	4	11	3	1	0	0	0	0	1	0	4-6	29-13	7	4.62
Apr 25	at Abilene Christian	9.0	13	11	10	4	9	5	0	0	3	0	0	0	0	15-11	30-13	7	4.74
*Apr 28	at Kansas State	8.0	9	3	3	0	7	2	0	1	1	0	0	0	0	2-3	30-14	7	4.72
*Apr 29	at Kansas State	9.0	6	2	0	5	14	0	0	0	0	0	1	0	0	5-2	31-14	8	4.61
*Apr 30	at Kansas State	8.0	9	10	10	6	8	1	1	0	3	0	3	0	0	8-10	31-15	8	4.74
May 05	SAM HOUSTON	9.0	13	10	10	8	9	1	0	3	3	0	1	0	1	12-10	32-15	9	4.85
May 06	SAM HOUSTON	9.0	8	9	4	5	7	0	0	4	1	0	0	0	0	3-9	32-16	9	4.83
May 07	SAM HOUSTON	9.0	13	8	8	3	3	6	0	1	0	0	2	1	0	10-8	33-16	10	4.90
May 09	ABILENE CHRISTI	7.0	5	3	2	2	7	1	0	0	0	0	0	0	0	13-3	34-16	10	4.86
*May 12	at West Virginia	9.0	6	2	2	6	14	2	0	0	1	1	1	0	0	5-2	35-16	11	4.81
*May 13	at West Virginia	8.0	13	17	17	8	9	4	0	3	0	0	2	0	0	2-17	35-17	11	5.05
*May 14	at West Virginia	8.0	9	5	5	5	4	2	0	2	0	0	0	1	0	3-5	35-18	11	5.06
*May 18	KANSAS	9.0	6	3	3	1	14	1	0	1	1	0	0	0	0	1-3	35-19	11	5.03
*May 19	KANSAS	10.0	8	7	7	4	16	0	0	4	0	0	0	0	0	8-7	36-19	11	5.05
*May 20	KANSAS	7.0	6	1	1	1	7	1	0	0	0	0	0	0	0	15-1	37-19	11	5.00
May 24	vs West Virginia	9.0	6	2	1	3	10	0	0	1	0	0	0	0	0	6-2	38-19	12	4.93
May 25	vs Oklahoma	9.0	7	9	7	9	7	2	0	0	3	0	1	1	0	10-9	39-19	12	4.96
May 27	vs Oklahoma State	8.0	8	8	7	5	11	3	0	0	2	0	2	0	0	1-8	39-20	12	5.01
May 27	vs Oklahoma State	8.1	12	6	5	1	12	1	0	2	1	0	0	0	0	5-6	39-21	12	5.01
Totals		531.1	520	362	296	285	556	112	12	68	47	4	46	45	3	510-362	39-21	12	5.01



Multis/Streaks

Multiple Hit Games	2	3	4	5+	Total
4 Kevin Bazzell	19	6	1	1	27
41 Nolen Hester	18	8	-	-	26
2 Gage Harrelson	12	11	1	-	24
13 Gavin Kash	13	4	4	1	22
9 Zac Vooletich	12	5	-	-	17
20 Austin Green	10	6	-	-	16
3 Tracer Lopez	14	2	-	-	16
5 Hudson White	7	4	1	-	12
10 Ty Coleman	4	1	1	1	7
1 Dillon Carter	5	1	1	-	7
26 Dylan Maxcey	4	2	-	-	6
25 Owen Washburn	5	-	-	-	5
50 Drew Woodcox	2	1	-	-	3
7 Jeric Curtis	1	-	-	-	1
15 Will Burns	1	-	-	-	1
31 Damian Bravo	1	-	-	-	1
33 Ryan Brome	-	1	-	-	1
TEAM	128	52	9	3	192

Hitting Streaks	Longest	Current
9 Zac Vooletich	16	1
41 Nolen Hester	13	7
13 Gavin Kash	13	-
4 Kevin Bazzell	13	3
2 Gage Harrelson	12	-
5 Hudson White	8	5
1 Dillon Carter	6	-
20 Austin Green	6	1
3 Tracer Lopez	5	-
26 Dylan Maxcey	5	-
10 Ty Coleman	4	-
25 Owen Washburn	4	-
50 Drew Woodcox	3	2
15 Will Burns	3	-
31 Damian Bravo	3	-
8 Cade McGarrh	2	-
33 Ryan Brome	1	1
7 Jeric Curtis	1	-
28 Taber Fast	1	-

Multiple RBI Games	2	3	4	5+	Total
13 Gavin Kash	11	7	1	4	23
20 Austin Green	10	5	1	1	17
4 Kevin Bazzell	11	2	1	1	15
2 Gage Harrelson	11	1	2	-	14
41 Nolen Hester	10	1	-	-	11
5 Hudson White	4	3	-	3	10
3 Tracer Lopez	6	2	1	-	9
1 Dillon Carter	5	1	-	1	7
10 Ty Coleman	2	3	-	-	5
26 Dylan Maxcey	3	1	-	1	5
9 Zac Vooletich	3	1	-	-	4
50 Drew Woodcox	2	-	-	1	3
25 Owen Washburn	2	1	-	-	3
31 Damian Bravo	1	-	1	-	2
8 Cade McGarrh	1	-	-	-	1
15 Will Burns	1	-	-	-	1
TEAM	83	28	7	12	130

Reached Base Streaks	Longest	Current
41 Nolen Hester	46	46
4 Kevin Bazzell	29	3
13 Gavin Kash	25	-
2 Gage Harrelson	23	13
20 Austin Green	18	11
9 Zac Vooletich	16	1
5 Hudson White	15	5
1 Dillon Carter	14	-
10 Ty Coleman	12	-
3 Tracer Lopez	10	1
25 Owen Washburn	9	-
26 Dylan Maxcey	8	-
50 Drew Woodcox	7	2
15 Will Burns	6	-
31 Damian Bravo	3	-
8 Cade McGarrh	2	-
33 Ryan Brome	2	1
7 Jeric Curtis	2	-
28 Taber Fast	1	-



Texas Tech when...

Score by innings	1	2	3	4	5	6	7	8	9	EX	Total
Texas Tech	49	59	53	60	75	61	58	71	15	9	510
Opponents	34	47	41	54	32	37	39	47	28	3	362

Record when ...

Overall	39-21	After 6 leading	32-4
Conference	12-12 trailing	5-17
Non-Conference	27-9 tied	2-0
Home games	30-7	After 7 leading	31-3
Away games	6-10 trailing	4-14
Neutral site	3-4 tied	1-4
Day games	25-16	After 8 leading	32-1
Night games	14-5 trailing	1-15
vs Left starter	10-7 tied	3-4
vs Right starter	29-14		
1-Run games	5-7	Hit 0 home runs	4-9
2-Run games	2-6	... 1 home run	15-8
5+Run games	22-6	... 2+ home runs	20-4
Extra innings	3-1		
Shutouts	0-0	Opponent 0 home runs	21-5
	 1 home run	13-5
Scoring 0-2 runs	0-9 2+ HRs	5-11
..... 3-5 runs	2-7		
..... 6-9 runs	13-4	Made 0 errors	12-6
..... 10+ runs	24-1 1 error	13-6
	 2+ errors	14-9
Opponent 0-2 runs	9-0		
..... 3-5 runs	15-5	Opp. made 0 errors	12-11
..... 6-9 runs	12-10 1 error	11-7
..... 10+ runs	3-6 2+ errors	16-3
Scored in 1st inning	18-3	Out-hit opponent	33-4
Opp. scored in 1st	12-6	Out-hit by opponent	5-16
Scores first	21-9	Hits are tied	1-1
Opp. scores first	18-12		

Record when team scores:

Runs	0	1	2	3	4	5	6	7	8	9	10+
W-L	0-0	0-3	0-6	0-2	0-3	2-2	4-0	0-1	6-2	3-1	24-1

Record when opponent scores:

Runs	0	1	2	3	4	5	6	7	8	9	10+
W-L	0-0	5-0	4-0	7-3	2-1	6-1	1-5	5-0	3-2	3-3	3-6

Record when leading after:

Inn.	1	2	3	4	5	6	7	8
W-L	15-2	21-5	24-3	27-4	31-5	32-4	31-3	32-1

Record when trailing after:

Inn.	1	2	3	4	5	6	7	8
W-L	10-6	10-10	7-10	8-12	6-13	5-17	4-14	1-15

Record when tied after:

Inn.	1	2	3	4	5	6	7	8
W-L	14-13	8-6	8-8	4-5	2-3	2-0	1-4	3-4

Current losing streak: 2

Longest winning streak: 10

Longest losing streak: 4

Home attendance : 137306 (35 dates avg = 3923)

Away attendance : 90091 (23 dates avg = 3917)

Total attendance: 227397 (58 dates avg = 3920)



Team Game Highs in 2023

Batting

At bats:	59	-	vs Texas A&M (Mar 05, 2023 at Houston, Texas)
Runs scored:	24	-	vs Western Illinois (Feb 25, 2023)
Hits:	22	-	vs Western Illinois (Feb 25, 2023)
RBI:	24	-	vs Western Illinois (Feb 25, 2023)
Doubles:	7	-	vs Western Illinois (Feb 25, 2023)
	7	-	vs Baylor (Apr 22, 2023)
Triples:	3	-	vs Michigan (Mar 04, 2023 at Houston, Texas)
Home runs:	5	-	vs Kansas (May 20, 2023)
Total bases:	40	-	vs Western Illinois (Feb 25, 2023)
Walks:	14	-	vs Gonzaga (Feb 20, 2023)
Strikeouts:	23	-	vs Texas A&M (Mar 05, 2023 at Houston, Texas)
Sac hits:	2	-	vs Michigan (Mar 04, 2023 at Houston, Texas)
Sac flies:	4	-	vs Western Illinois (Feb 25, 2023)
Stolen bases:	3	-	vs Iowa (Mar 11, 2023)
	3	-	vs North Dakota State (Apr 08, 2023)
Hit by pitch:	3	-	(7 times)
Caught stealing:	1	-	(7 times)
Runners LOB:	17	-	vs Texas A&M (Mar 05, 2023 at Houston, Texas)
Hit into DP:	3	-	at Texas (Mar 26, 2023)

Fielding

Putouts:	48	-	vs Texas A&M (Mar 05, 2023 at Houston, Texas)
Assists:	17	-	vs Western Illinois (Feb 25, 2023)
Errors:	6	-	vs Gonzaga (Feb 20, 2023)
Passed balls:	3	-	vs Oklahoma (May 25, 2023 at Arlington, Texas)
DPs turned:	3	-	(5 times)

Pitching

Innings pitched:	16.0	-	vs Texas A&M (Mar 05, 2023 at Houston, Texas)
Runs allowed:	17	-	at West Virginia (May 13, 2023)
Earned runs:	17	-	at West Virginia (May 13, 2023)
Walks allowed:	16	-	vs Texas A&M (Mar 05, 2023 at Houston, Texas)
Strikeouts:	16	-	vs Texas A&M (Mar 05, 2023 at Houston, Texas)
	16	-	vs Kansas (May 19, 2023)
Hits allowed:	16	-	vs UT Arlington (Mar 15, 2023)
Doubles allowed:	7	-	vs North Dakota State (Apr 07, 2023)
Triples allowed:	1	-	(12 times)
Homers allowed:	5	-	at Texas (Mar 26, 2023)
	5	-	vs TCU (Apr 01, 2023)
Wild pitches:	3	-	(6 times)
Hit batters:	4	-	vs TCU (Apr 02, 2023)
	4	-	at Oklahoma (Apr 14, 2023)

Individual Game Highs in 2023

Batting

At bats:	7	-	Nolen Hester vs Texas A&M (Mar 05, 2023 at Houston, Texas)
	7	-	Kevin Bazzell vs Texas A&M (Mar 05, 2023 at Houston, Texas)
	7	-	Hudson White vs Texas A&M (Mar 05, 2023 at Houston, Texas)
Runs scored:	5	-	Austin Green vs Air Force (Mar 01, 2023)
Hits:	5	-	Ty Coleman vs Gonzaga (Feb 19, 2023)
	5	-	Gavin Kash vs Air Force (Mar 01, 2023)
	5	-	Kevin Bazzell at New Mexico (Mar 28, 2023)
RBI:	6	-	(7 times)
Doubles:	3	-	Kevin Bazzell at New Mexico (Mar 28, 2023)
	3	-	Nolen Hester at Stanford (Apr 11, 2023)
Triples:	2	-	Austin Green vs Michigan (Mar 04, 2023 at Houston, Texas)
Home runs:	3	-	Kevin Bazzell vs Kansas (May 20, 2023)
Total bases:	12	-	Gavin Kash vs Western Illinois (Feb 25, 2023)
	12	-	Kevin Bazzell vs Kansas (May 20, 2023)
Walks:	4	-	Kevin Bazzell vs Gonzaga (Feb 20, 2023)
Strikeouts:	4	-	(4 times)
Sac hits:	1	-	(11 times)
Sac flies:	2	-	Austin Green vs Western Illinois (Feb 24, 2023)
	2	-	Austin Green vs Western Illinois (Feb 25, 2023)
	2	-	Gavin Kash vs Abilene Christian (May 09, 2023)
Stolen bases:	2	-	Gavin Kash vs Air Force (Mar 01, 2023)
	2	-	Gage Harrelson vs Iowa (Mar 11, 2023)
	2	-	Zac Vooletich vs North Dakota State (Apr 08, 2023)
Hit by pitch:	2	-	Dillon Carter vs Air Force (Mar 01, 2023)
	2	-	Austin Green vs TCU (Apr 02, 2023)
	2	-	Kevin Bazzell vs North Dakota State (Apr 08, 2023)
Caught stealing:	1	-	(7 times)
Runners LOB:	5	-	(7 times)

Fielding

Putouts:	17	-	Hudson White vs Texas A&M (Mar 05, 2023 at Houston, Texas)
Assists:	7	-	Tracer Lopez vs UT Arlington (Mar 15, 2023)
Errors:	2	-	(7 times)
Passed balls:	3	-	Dylan Maxcey vs Oklahoma (May 25, 2023 at Arlington, Texas)

Pitching

Innings pitched:	7.0	-	Mason Molina vs Baylor (Apr 21, 2023)
	7.0	-	Mason Molina vs Kansas (May 18, 2023)
Runs allowed:	11	-	Brendan Girton vs TCU (Mar 31, 2023)
Earned runs:	8	-	Trendan Parish at West Virginia (May 13, 2023)
Walks allowed:	6	-	Taber Fast vs Oklahoma (May 25, 2023 at Arlington, Texas)
Strikeouts:	13	-	Mason Molina vs Kansas (May 18, 2023)
Hits allowed:	8	-	Mason Molina vs TCU (Apr 01, 2023)
Doubles allowed:	3	-	(9 times)
Triples allowed:	1	-	(12 times)
Homers allowed:	3	-	Brendan Girton vs TCU (Mar 31, 2023)
	3	-	Mason Molina vs TCU (Apr 01, 2023)
Wild pitches:	2	-	(5 times)

2023 SINGLE GAME RBI BESTS

6	Gavin Kash	Feb. 25 vs. Western Illinois
6	Drew Woodcox	March 1 vs. Air Force
6	Dillon Carter	March 10 vs. Iowa
6	Gavin Kash	April 14 at Oklahoma
6	Dylan Maxcey	April 22 vs. Baylor
6	Hudson White	May 9 vs. Abilene Christian
6	Hudson White	May 20 vs. Kansas

2023 SINGLE GAME HOME RUN BESTS

3	Kevin Bazzell	May 20 vs. Kansas
2	Gavin Kash	Feb. 25 vs. Western Illinois
2	Dillon Carter	March 10 vs. Iowa
2	Gavin Kash	March 31 vs. TCU
2	Gavin Kash	April 14 at Oklahoma
2	Ty Coleman	April 18 vs. Grand Canyon
2	Gavin Kash	April 19 vs. Grand Canyon
2	Hudson White	May 20 vs. Kansas

2023 SINGLE GAME STRIKEOUT BESTS

13	Mason Molina	May 18 vs. Kansas
12	Mason Molina	April 21 vs. Baylor
11	Mason Molina	April 4 vs. Michigan
9	Ryan Free	April 15 at Oklahoma
9	Trendan Parish	April 29 at Kansas State

2023 SINGLE GAME INNINGS PITCHED BESTS

7.0	Mason Molina	April 21 vs. Baylor
7.0	Mason Molina	May 18 vs. Kansas
6.0	Brendan Girton	Feb. 17 vs. Gonzaga
6.0	Bo Blessie	Feb. 19 vs. Gonzaga
6.0	Kyle Robinson	March 5 vs. Texas A&M
6.0	Mason Molina	April 4 vs. Michigan
6.0	Trendan Parish	April 8 vs. North Dakota State
6.0	Taber Fast	April 18 vs. Grand Canyon



Starting Lineup by Position

PITCHER:

21 Mason Molina	15	(10-5)
34 Zane Petty	10	(6-4)
32 Trendan Parish	9	(7-2)
40 Brendan Girton	7	(4-3)
28 Taber Fast	7	(5-2)
42 Kyle Robinson	4	(2-2)
38 Jacob Rogers	4	(1-3)
30 Bo Blessie	2	(2-0)
51 Zach Erdman	2	(2-0)

CATCHER:

5 Hudson White	33	(23-10)
26 Dylan Maxcey	25	(16-9)
4 Kevin Bazzell	2	(0-2)

FIRST BASE:

13 Gavin Kash	60	(39-21)
---------------	----	---------

SECOND BASE:

20 Austin Green	50	(31-19)
3 Tracer Lopez	6	(4-2)
9 Zac Vooletich	2	(2-0)
5 Hudson White	2	(2-0)

THIRD BASE:

4 Kevin Bazzell	57	(39-18)
5 Hudson White	2	(0-2)
10 Ty Coleman	1	(0-1)

SHORTSTOP:

3 Tracer Lopez	44	(26-18)
15 Will Burns	16	(13-3)

LEFT FIELD:

41 Nolen Hester	56	(37-19)
50 Drew Woodcox	2	(1-1)
31 Damian Bravo	1	(1-0)
2 Gage Harrelson	1	(0-1)

CENTER FIELD:

1 Dillon Carter	30	(20-10)
2 Gage Harrelson	27	(17-10)
7 Jeric Curtis	3	(2-1)

RIGHT FIELD:

2 Gage Harrelson	25	(16-9)
9 Zac Vooletich	16	(11-5)
25 Owen Washburn	14	(9-5)
31 Damian Bravo	4	(2-2)
50 Drew Woodcox	1	(1-0)

DESIGNATED HITTER:

10 Ty Coleman	29	(21-8)
9 Zac Vooletich	10	(5-5)
50 Drew Woodcox	7	(4-3)
33 Ryan Brome	5	(3-2)
20 Austin Green	4	(2-2)
5 Hudson White	3	(2-1)
25 Owen Washburn	2	(2-0)

Game-By-Game Starters By Position

Date	Opponent	P	C	1B	2B	3B	SS	LF	CF	RF	DH
2/17	Gonzaga	Robinson	White	Kash	Green	Bazzell	T. Lopez	Hester	Harrelson	Washburn	Coleman
2/18	Gonzaga	Molina	Maxcey	Kash	Green	Bazzell	T. Lopez	Hester	Harrelson	Washburn	Coleman
2/19	Gonzaga	Blessie	White	Kash	Green	Bazzell	Burns	Hester	Harrelson	Bravo	Coleman
2/20	Gonzaga	Parish	Maxcey	Kash	Green	Bazzell	Burns	Hester	Harrelson	Washburn	Coleman
2/24	W. Illinois	Girton	White	Kash	Green	Bazzell	T. Lopez	Hester	Carter	Harrelson	Coleman
2/25	W. Illinois	Molina	Maxcey	Kash	Green	Bazzell	T. Lopez	Hester	Carter	Harrelson	Woodcox
2/25	W. Illinois	Fast	White	Kash	Green	Bazzell	Burns	Hester	Carter	Harrelson	Woodcox
2/26	W. Illinois	Robinson	White	Kash	Green	Bazzell	Burns	Woodcox	Carter	Harrelson	Vooletich
2/28	Air Force	Blessie	White	Kash	Green	Bazzell	Burns	Hester	Carter	Harrelson	Woodcox
3/1	Air Force	Rogers	Maxcey	Kash	Green	Bazzell	T. Lopez	Hester	Carter	Harrelson	Woodcox
3/3	vs. Rice	Girton	White	Kash	Green	Bazzell	T. Lopez	Hester	Carter	Harrelson	Woodcox
3/4	vs. Michigan	Molina	Maxcey	Kash	T. Lopez	Bazzell	Burns	Hester	Carter	Harrelson	Green
3/5	vs. Texas A&M	Fast	White	Kash	Green	Bazzell	Burns	Hester	Carter	Harrelson	Coleman
3/7	New Mexico	Erdman	Maxcey	Kash	White	Bazzell	Burns	Hester	Carter	Washburn	Coleman
3/10	Iowa	Girton	White	Kash	Green	Bazzell	Burns	Hester	Carter	Harrelson	Washburn
3/11	Iowa	Molina	Maxcey	Kash	T. Lopez	Bazzell	Burns	Hester	Carter	Harrelson	Washburn
3/12	Iowa	Robinson	White	Kash	Green	Bazzell	T. Lopez	Hester	Carter	Harrelson	Brome
3/14	UT Arlington	Petty	Maxcey	Kash	Green	Bazzell	T. Lopez	Hester	Curtis	Harrelson	Brome
3/15	UT Arlington	Erdman	White	Kash	Green	Bazzell	T. Lopez	Bravo	Harrelson	Washburn	Brome
3/17	Oklahoma State	Girton	White	Kash	Green	Bazzell	T. Lopez	Hester	Harrelson	Washburn	Coleman
3/18	Oklahoma State	Molina	Maxcey	Kash	Green	Bazzell	T. Lopez	Hester	Harrelson	Bravo	Coleman
3/19	Oklahoma State	Fast	White	Kash	Green	Bazzell	T. Lopez	Hester	Harrelson	Bravo	Coleman
3/24	at Texas	Girton	White	Kash	Green	Bazzell	T. Lopez	Hester	Harrelson	Bravo	Coleman
3/25	at Texas	Molina	Maxcey	Kash	Green	Bazzell	T. Lopez	Hester	Harrelson	Washburn	Coleman
3/26	at Texas	Fast	Maxcey	Kash	Green	Bazzell	T. Lopez	Hester	Harrelson	Washburn	Woodcox
3/28	at New Mexico	Petty	White	Kash	Green	Bazzell	T. Lopez	Harrelson	Curtis	Washburn	Woodcox
3/31	TCU	Girton	White	Kash	Green	Bazzell	T. Lopez	Hester	Harrelson	Washburn	Brome
4/1	TCU	Molina	Maxcey	Kash	Green	Bazzell	T. Lopez	Hester	Harrelson	Washburn	Brome
4/2	TCU	Parish	White	Kash	Green	Bazzell	T. Lopez	Hester	Harrelson	Washburn	Coleman
4/6	North Dakota St.	Girton	Bazzell	Kash	Green	White	T. Lopez	Hester	Harrelson	Washburn	Vooletich
4/7	North Dakota St.	Molina	White	Kash	Vooletich	Bazzell	T. Lopez	Hester	Harrelson	Washburn	Coleman
4/8	North Dakota St.	Parish	Maxcey	Kash	Vooletich	Bazzell	T. Lopez	Hester	Harrelson	Woodcox	White
4/10	at Stanford	Rogers	Bazzell	Kash	T. Lopez	White	Burns	Hester	Harrelson	Vooletich	Green
4/11	at Stanford	Petty	Maxcey	Kash	White	Bazzell	T. Lopez	Hester	Harrelson	Vooletich	Coleman
4/14	at Oklahoma	Molina	White	Kash	Green	Bazzell	T. Lopez	Hester	Harrelson	Vooletich	Coleman
4/15	at Oklahoma	Parish	Maxcey	Kash	Green	Bazzell	T. Lopez	Hester	Harrelson	Vooletich	Coleman
4/16	at Oklahoma	Rogers	White	Kash	Green	Bazzell	T. Lopez	Hester	Harrelson	Vooletich	Coleman
4/18	Grand Canyon	Fast	Maxcey	Kash	Green	Bazzell	Burns	Hester	Harrelson	Vooletich	Coleman
4/19	Grand Canyon	Petty	White	Kash	Green	Bazzell	T. Lopez	Hester	Harrelson	Vooletich	Coleman
4/21	Baylor	Molina	White	Kash	Green	Bazzell	T. Lopez	Hester	Carter	Harrelson	Coleman
4/22	Baylor	Parish	Maxcey	Kash	Green	Bazzell	T. Lopez	Hester	Carter	Harrelson	Coleman
4/22	Baylor	Rogers	White	Kash	Green	Bazzell	T. Lopez	Hester	Carter	Harrelson	Coleman
4/25	at Abilene Christian	Petty	Maxcey	Kash	Green	Bazzell	Burns	Hester	Curtis	Vooletich	Coleman
4/28	at Kansas State	Molina	Maxcey	Kash	Green	Bazzell	T. Lopez	Hester	Carter	Harrelson	Coleman
4/29	at Kansas State	Parish	White	Kash	Green	Bazzell	T. Lopez	Hester	Carter	Harrelson	Vooletich
4/30	at Kansas State	Petty	Maxcey	Kash	Green	Bazzell	T. Lopez	Hester	Carter	Harrelson	Vooletich
5/5	Sam Houston	Molina	White	Kash	Green	Bazzell	T. Lopez	Hester	Carter	Harrelson	Vooletich
5/6	Sam Houston	Parish	Maxcey	Kash	T. Lopez	Coleman	Burns	Woodcox	Harrelson	Vooletich	Green
5/7	Sam Houston	Fast	White	Kash	T. Lopez	Bazzell	Burns	Hester	Carter	Vooletich	Coleman
5/9	Abilene Christian	Petty	White	Kash	T. Lopez	Bazzell	Burns	Hester	Carter	Vooletich	Green
5/12	at West Virginia	Molina	White	Kash	Green	Bazzell	T. Lopez	Hester	Carter	Vooletich	Coleman
5/13	at West Virginia	Parish	White	Kash	Green	Bazzell	T. Lopez	Hester	Carter	Harrelson	Vooletich
5/14	at West Virginia	Petty	Maxcey	Kash	Green	Bazzell	T. Lopez	Hester	Carter	Vooletich	Coleman
5/18	Kansas	Molina	White	Kash	Green	Bazzell	T. Lopez	Hester	Carter	Harrelson	Vooletich
5/19	Kansas	Parish	Maxcey	Kash	Green	Bazzell	T. Lopez	Hester	Carter	Harrelson	Vooletich
5/20	Kansas	Petty	White	Kash	Green	Bazzell	T. Lopez	Hester	Carter	Vooletich	Coleman
5/24	West Virginia	Molina	White	Kash	Green	Bazzell	T. Lopez	Hester	Carter	Harrelson	Vooletich
5/25	Oklahoma	Fast	Maxcey	Kash	Green	Bazzell	T. Lopez	Hester	Harrelson	Vooletich	White
5/27	Oklahoma State	Petty	White	Kash	Green	Bazzell	T. Lopez	Hester	Carter	Harrelson	Vooletich
5/27	Oklahoma State	Robinson	Maxcey	Kash	Green	Bazzell	T. Lopez	Hester	Harrelson	Vooletich	Maxcey



Game-By-Game Starters By Batting Order

Date	Opponent	Leadoff	2nd	3rd	Cleanup	5th	6th	7th	8th	9th
2/17	Gonzaga	Hester	Harrelson	Bazzell	Green	Coleman	Kash	White	Washburn	T. Lopez
2/18	Gonzaga	Hester	Harrelson	Bazzell	Green	Coleman	Kash	Maxcey	Washburn	T. Lopez
2/19	Gonzaga	Hester	Bravo	Bazzell	Green	Coleman	Kash	White	Harrelson	Burns
2/20	Gonzaga	Hester	Harrelson	Bazzell	Green	Coleman	Kash	Maxcey	Washburn	Burns
2/24	W. Illinois	Hester	Harrelson	Bazzell	Green	Coleman	Kash	White	Carter	T. Lopez
2/25	W. Illinois	Hester	Harrelson	Bazzell	Green	Woodcox	Kash	Maxcey	Carter	T. Lopez
2/25	W. Illinois	Hester	Harrelson	Bazzell	Green	Woodcox	Kash	White	Carter	Burns
2/26	W. Illinois	Vooletich	Harrelson	Bazzell	Green	Woodcox	Kash	White	Carter	Burns
2/28	Air Force	Hester	Harrelson	Bazzell	Green	Woodcox	Kash	White	Carter	Burns
3/1	Air Force	Hester	Harrelson	Bazzell	Green	Woodcox	Kash	Maxcey	Carter	T. Lopez
3/3	vs. Rice	Hester	Harrelson	Bazzell	Green	Woodcox	Kash	White	Carter	T. Lopez
3/4	vs. Michigan	Hester	Harrelson	Bazzell	Green	Kash	Maxcey	T. Lopez	Carter	Burns
3/5	vs. Texas A&M	Hester	Harrelson	Bazzell	Green	Coleman	Kash	White	Carter	Burns
3/7	New Mexico	Hester	White	Bazzell	Kash	Coleman	Washburn	Maxcey	Carter	Burns
3/10	Iowa	Hester	Harrelson	Bazzell	Green	Kash	Washburn	White	Carter	Burns
3/11	Iowa	Hester	T. Lopez	Harrelson	Bazzell	Kash	Washburn	Maxcey	Carter	Burns
3/12	Iowa	Hester	Harrelson	Bazzell	Green	Kash	Brome	White	Carter	T. Lopez
3/14	UT Arlington	Hester	Harrelson	Bazzell	Green	Kash	Brome	Maxcey	T. Lopez	Curtis
3/15	UT Arlington	Harrelson	Brome	Bazzell	Green	Kash	Washburn	White	T. Lopez	Bravo
3/17	Oklahoma State	Hester	Harrelson	Bazzell	Green	Coleman	Kash	White	Washburn	T. Lopez
3/18	Oklahoma State	Hester	Harrelson	Bazzell	Green	Kash	Coleman	Maxcey	Bravo	T. Lopez
3/19	Oklahoma State	Hester	Harrelson	Bazzell	Green	Coleman	Kash	Bravo	T. Lopez	White
3/24	at Texas	Hester	Harrelson	Bazzell	Green	Kash	Coleman	Bravo	T. Lopez	White
3/25	at Texas	Hester	Harrelson	Bazzell	Green	Kash	Washburn	Coleman	T. Lopez	Maxcey
3/26	at Texas	Hester	Harrelson	Bazzell	Green	Kash	Woodcox	Washburn	Maxcey	T. Lopez
3/28	at New Mexico	Harrelson	Washburn	Bazzell	Green	Kash	Woodcox	White	T. Lopez	Curtis
3/31	TCU	Hester	Harrelson	Bazzell	Green	Kash	Washburn	White	Brome	T. Lopez
4/1	TCU	Hester	Harrelson	Bazzell	Green	Kash	Washburn	Brome	Maxcey	T. Lopez
4/2	TCU	Hester	Harrelson	Bazzell	Green	Kash	Washburn	Coleman	White	T. Lopez
4/6	North Dakota St.	Hester	Harrelson	Bazzell	Green	Kash	White	Washburn	Vooletich	T. Lopez
4/7	North Dakota St.	Hester	Harrelson	Bazzell	Kash	White	Washburn	Vooletich	Coleman	T. Lopez
4/8	North Dakota St.	Hester	Harrelson	Bazzell	Kash	White	Vooletich	Woodcox	Maxcey	T. Lopez
4/10	at Stanford	Hester	Harrelson	Bazzell	Kash	Green	Vooletich	White	T. Lopez	Burns
4/11	at Stanford	Hester	Coleman	Harrelson	Bazzell	Kash	Vooletich	White	Maxcey	T. Lopez
4/14	at Oklahoma	Hester	Coleman	Harrelson	Bazzell	Kash	Green	White	Vooletich	T. Lopez
4/15	at Oklahoma	Hester	Coleman	Harrelson	Bazzell	Kash	Green	Vooletich	Maxcey	T. Lopez
4/16	at Oklahoma	Hester	Coleman	Harrelson	Bazzell	Kash	Green	White	Vooletich	T. Lopez
4/18	Grand Canyon	Hester	Coleman	Harrelson	Bazzell	Kash	Vooletich	Green	Maxcey	Burns
4/19	Grand Canyon	Hester	Coleman	Harrelson	Bazzell	Kash	Vooletich	Green	White	Burns
4/21	Baylor	Hester	Coleman	Harrelson	Bazzell	Kash	Green	White	Carter	T. Lopez
4/22	Baylor	Hester	Coleman	Harrelson	Bazzell	Kash	Green	Maxcey	Carter	T. Lopez
4/22	Baylor	Hester	Coleman	Harrelson	Bazzell	Kash	Green	White	Carter	T. Lopez
4/25*	at Abilene Christian	Hester	Coleman	Bazzell	Green	Kash	Vooletich	Maxcey	Curtis	Burns
4/28	at Kansas State	Hester	Coleman	Harrelson	Bazzell	Kash	Green	Maxcey	Carter	T. Lopez
4/29	at Kansas State	Hester	Vooletich	Green	Bazzell	Kash	Harrelson	White	Carter	T. Lopez
4/30	at Kansas State	Hester	Vooletich	Green	Bazzell	Kash	Harrelson	Maxcey	Carter	T. Lopez
5/5	Sam Houston	Hester	Harrelson	Bazzell	Kash	Green	White	Carter	Vooletich	T. Lopez
5/6	Sam Houston	Vooletich	Harrelson	Coleman	Kash	Green	Woodcox	Maxcey	T. Lopez	Burns
5/7	Sam Houston	Hester	Vooletich	Bazzell	Kash	Coleman	Carter	White	Burns	T. Lopez
5/9	Abilene Christian	Hester	Vooletich	Bazzell	Kash	White	Carter	Green	Burns	T. Lopez
5/12	at West Virginia	Hester	Vooletich	Bazzell	Kash	White	Carter	Coleman	Green	T. Lopez
5/13	at West Virginia	Hester	Harrelson	Bazzell	Kash	White	Carter	Vooletich	Green	T. Lopez
5/14	at West Virginia	Hester	Vooletich	Bazzell	Kash	Coleman	Green	Maxcey	Carter	T. Lopez
5/18	Kansas	Hester	Harrelson	Bazzell	Green	White	Kash	Vooletich	Carter	T. Lopez
5/19	Kansas	Hester	Harrelson	Bazzell	Green	Kash	Vooletich	Maxcey	Carter	T. Lopez
5/20	Kansas	Hester	Coleman	Bazzell	Green	Kash	Vooletich	White	Carter	T. Lopez
5/24	West Virginia	Hester	Harrelson	Bazzell	Green	Kash	Vooletich	White	Carter	T. Lopez
5/25	Oklahoma	Hester	Harrelson	Bazzell	Green	Kash	Vooletich	White	Maxcey	T. Lopez
5/27	Oklahoma State	Hester	Harrelson	Bazzell	Green	Kash	Vooletich	White	Carter	T. Lopez
5/27	Oklahoma State	Hester	Harrelson	Bazzell	Green	Kash	Vooletich	White	T. Lopez	Maxcey

Starters Breakdown

LEADOFF:

41 Nolen Hester	56	(37-19)
9 Zac Vooletich	2	(1-1)
2 Gage Harrelson	2	(1-1)

2ND SPOT:

2 Gage Harrelson	37	(22-15)
10 Ty Coleman	12	(9-3)
9 Zac Vooletich	6	(4-2)
25 Owen Washburn	1	(0-1)
31 Damian Bravo	1	(1-0)
33 Ryan Brome	1	(1-0)
3 Tracer Lopez	1	(1-0)
5 Hudson White	1	(1-0)

3RD SPOT:

4 Kevin Bazzell	46	(30-16)
2 Gage Harrelson	11	(8-3)
20 Austin Green	2	(1-1)
10 Ty Coleman	1	(0-1)

CLEANUP:

20 Austin Green	36	(23-13)
4 Kevin Bazzell	13	(9-4)
13 Gavin Kash	11	(7-4)

5TH SPOT:

13 Gavin Kash	34	(20-14)
10 Ty Coleman	11	(9-2)
5 Hudson White	6	(4-2)
50 Drew Woodcox	6	(5-1)
20 Austin Green	3	(1-2)

6TH SPOT:

13 Gavin Kash	15	(12-3)
9 Zac Vooletich	12	(9-3)
25 Owen Washburn	9	(7-2)
20 Austin Green	8	(4-4)
1 Dillon Carter	4	(3-1)
50 Drew Woodcox	3	(0-3)
33 Ryan Brome	2	(1-1)
5 Hudson White	2	(1-1)
10 Ty Coleman	2	(0-2)
2 Gage Harrelson	2	(1-1)
26 Dylan Maxcey	1	(1-0)

7TH SPOT:

5 Hudson White	27	(18-9)
26 Dylan Maxcey	15	(10-5)
9 Zac Vooletich	4	(2-2)
10 Ty Coleman	3	(2-1)
20 Austin Green	3	(3-0)
25 Owen Washburn	2	(0-2)
31 Damian Bravo	2	(1-1)
50 Drew Woodcox	1	(1-0)
1 Dillon Carter	1	(1-0)
33 Ryan Brome	1	(0-1)
3 Tracer Lopez	1	(1-0)

8TH SPOT:

1 Dillon Carter	25	(16-9)
3 Tracer Lopez	9	(3-6)
26 Dylan Maxcey	7	(5-2)
25 Owen Washburn	4	(4-0)
9 Zac Vooletich	4	(2-2)
5 Hudson White	2	(2-0)
20 Austin Green	2	(1-1)
15 Will Burns	2	(2-0)
7 Jeric Curtis	1	(1-0)
33 Ryan Brome	1	(1-0)
31 Damian Bravo	1	(0-1)
2 Gage Harrelson	1	(1-0)
10 Ty Coleman	1	(1-0)

9TH SPOT:

3 Tracer Lopez	39	(25-14)
15 Will Burns	14	(11-3)
26 Dylan Maxcey	2	(0-2)
5 Hudson White	2	(1-1)
7 Jeric Curtis	2	(1-1)
31 Damian Bravo	1	(1-0)



The Last Time Texas Tech...

Swept Baylor in a 3-game series at home _____ 2015
 Swept Baylor in a 3-game series on the road _____ Never Happened
 Was swept by Baylor in a 3-game series at home _____ 1986
 Was swept by Baylor in a 3-game series on the road _____ 2012

Swept Kansas in a 3-game series at home _____ 2017
 Swept Kansas in a 3-game series on the road _____ 2016
 Was swept by Kansas in a 3-game series at home _____ Never Happened
 Was swept by Kansas in a 3-game series on the road _____ 2014

Swept Kansas State in a 3-game series at home _____ 2022
 Swept Kansas State in a 3-game series on the road _____ 1997
 Was swept by Kansas State in a 3-game series at home _____ Never Happened
 Was swept by Kansas State in a 3-game series on the road _____ 2013

Swept Oklahoma in a 3-game series at home _____ 2016
 Swept Oklahoma in a 3-game series on the road _____ 2019
 Was swept by Oklahoma in a 3-game series at home _____ 2006
 Was swept by Oklahoma in a 3-game series on the road _____ 2011

Swept Oklahoma State in a 3-game series at home _____ 2019
 Swept Oklahoma State in a 3-game series on the road _____ 2022
 Was swept by Oklahoma State in a 3-game series at home _____ 2007
 Was swept by Oklahoma State in a 3-game series on the road _____ 2012

Swept Texas in a 3-game series at home _____ Never Happened
 Swept Texas in a 3-game series on the road _____ at Texas (March 17-19, 2017)
 Was swept by Texas in a 3-game series at home _____ 1992
 Was swept by Texas in a 3-game series on the road _____ 2023

Swept TCU in a 3-game series at home _____ 1989
 Swept TCU in a 3-game series on the road _____ Never Happened
 Was swept by TCU in a 3-game series at home _____ 2011
 Was swept by TCU in a 3-game series on the road _____ 2022

Swept West Virginia in a 3-game series at home _____ 2014
 Swept West Virginia in a 3-game series on the road _____ Never Happened
 Was swept by West Virginia in a 3-game series at home _____ Never Happened
 Was swept by West Virginia in a 3-game series on the road _____ Never Happened

Shutout an opponent _____ vs. UNC Greensboro, 2-0 (June 4, 2022)
 Was shutout _____ vs. #9 Stanford, 0-9 (June 12, 2021)

Run-ruled an opponent _____ 15-1, 7 inn. vs. Kansas (May 19, 2023)
 Was run-ruled _____ 2-12, 8 inn. at Oklahoma (April 16, 2023)

Swept a 3-game series at home _____ vs. Western Illinois (4-games: Feb. 24-26, 2023)
 Swept a 3-game series on the road _____ at Oklahoma State (May 13-15, 2022)
 Swept a 3-game Big 12 series at home _____ vs. Kansas State (April 8-10, 2022)
 Swept a 3-game Big 12 series on the road _____ at Oklahoma State (May 13-15, 2022)

Was swept in a 3-game series at home _____ vs. #8 TCU (March 4-6, 2011)
 Was swept in a 3-game series on the road _____ at Texas (March 24-26, 2023)
 Was swept in a 3-game Big 12 series at home _____ vs. #19 Oklahoma State (May 11-13, 2007)
 Was swept in a 3-game Big 12 series on the road _____ at Texas (March 24-26, 2023)

Defeated a Top 5 ranked team _____ #3 Oklahoma State, 6-4 (May 15, 2022)
 Defeated a #1 ranked team _____ vs. #1 Florida, 6-3 (June 17, 2018)
 Defeated a #1 ranked team on the road _____ at #1 Cal State Fullerton, 11-5 (May 27, 2001)

Won a series vs. a Top 10 ranked team _____ #3 Oklahoma State, 7-6, 9-3, 6-4 (May 13-15 2022)
 Swept a series vs. a Top 10 ranked team _____ #3 Oklahoma State, 7-6, 9-3, 6-4 (May 13-15 2022)

Texas Tech in Extra Innings

Since 2013 (under Tim Tadlock)

1.	5/19/23	KANSAS	W	8-7 (10)
2.	4/14/23	at Oklahoma	W	13-7 (10)
3.	3/17/23	#12 Oklahoma State	W	8-7 (10)
4.	3/5/23	vs. #15 Texas A&M	L	4-2 (16)
5.	5/27/22	vs. Kansas State	L	6-5 (11)
6.	3/26/22	#2 TEXAS	W	16-12 (10)
7.	3/25/22	#2 TEXAS	W	5-4 (10)
8.	3/1/22	at Dallas Baptist	W	4-3 (10)
9.	5/14/21	at Oklahoma	L	8-9 (10)
10.	4/10/21	#10 TCU	W	6-5 (10)
11.	3/15/21	UCONN	W	9-8 (10)
12.	3/8/20	RICE	W	7-6 (11)
13.	2/29/20	at #9 Florida State	W	6-5 (11)
14.	2/23/20	vs. Houston	W	3-2 (10)
15.	5/16/19	TCU	L	1-3 (14)
16.	4/18/19	#18 BAYLOR	L	10-11 (11)
17.	3/24/19	STETSON	L	5-7 (10)
18.	4/20/18	#14 OKLAHOMA	W	5-4 (10)
19.	5/26/17	vs. West Virginia	L	7-12 (10)
20.	4/23/17	OKLAHOMA STATE	L	1-3 (11)
21.	3/22/17	UNLV	W	5-4 (10)
22.	2/25/17	CALIFORNIA (DH)	W	3-2 (11)
23.	6/11/16	#16 EAST CAROLINA	W	3-1 (13)
24.	4/20/16	at New Mexico	L	5-6 (10)
25.	2/27/16	vs. #6 Louisiana	W	5-3 (10)
26.	4/28/15	GRAND CANYON	L	4-5 (10)
27.	4/11/15	BAYLOR	W	3-2 (12)
28.	3/17/15	ORAL ROBERTS	L	7-9 (11)
29.	3/10/15	NEW MEXICO STATE	W	4-3 (12)
30.	3/3/15	ABILENE CHRISTIAN	W	6-5 (16)
31.	6/1/14	at #3 Miami (Fla.)	L	1-2 (10)
32.	5/15/14	WEST VIRGINIA	W	4-3 (11)
33.	4/29/14	at Oral Roberts	W	4-1 (12)
34.	3/30/14	#12 TEXAS	L	2-5 (12)
35.	3/8/14	NEW MEXICO STATE	W	8-7 (12)
36.	3/23/13	at West Virginia	W	6-4 (10)
37.	3/1/13	LA SALLE	L	5-6 (12)
38.	2/24/13	vs. Connecticut	L	0-1 (11)

Team Hit 3 or more home runs in an inning _____ 3, vs. Air Force, 2nd Inn. (March 1, 2023)
 Team Hit 4 or more home runs in an inning _____ 4, at Kansas State, 7th Inn. (April 1, 2021)

Team Hit 6 or more home runs in a game _____ 6, at Kansas State (April 1, 2021)
 Team Hit 7 or more home runs in a game _____ 7, vs. Houston Baptist (Feb. 15, 2020)
 Team Hit 8 or more home runs in a game _____ 8, vs. Missouri (April 5, 1997)
 Team Hit 12 or more home runs in a three-game series _____ 12, at Oklahoma (May, 14-16, 2021)
 Team Allowed 6 or more home runs in a game _____ 6, vs. Oklahoma (May 19, 2022)
 Team Allowed 7 or more home runs in a game _____ 7, vs. Gonzaga (March 10, 2010)

Hit a home run to lead off a game _____ Easton Murrell vs. at Grand Canyon (April 5, 2022)
 Hit back-to-back home runs _____ Owen Washburn/Hudson White vs. UTA, 8th Inn. (March 16, 2023)
 Hit back-to-back-to-back HRs _____ Jung, Wilson, Murrell at Kansas State, 7th Inn. (April 1, 2021)
 Hit an inside-the-park home run _____ Cal Conley (solo) vs. Northern Colorado (Feb. 15, 2020)
 Hit a pinch-hit home run _____ Cole Stilwell (3-run) vs. South Florida (March 26, 2021)
 Hit a game-winning home run _____ Gavin Kash vs. Kansas (10th, solo-HR) (May 19, 2023)
 Hit a walk-off home run _____ Gavin Kash vs. Kansas (10th, solo-HR) (May 19, 2023)
 Hit an extra-inning home run _____ Gavin Kash vs. Kansas (10th, solo-HR) (May 19, 2023)
 Hit an extra-inning, walk-off home run _____ Gavin Kash vs. Kansas (10th, solo-HR) (May 19, 2023)
 Hit an extra-inning, walk-off Grand Slam _____ Kurt Wilson vs. #2 Texas (10th, GS) (March 26, 2022)

Hit 2 home runs in an inning _____ Jace Jung (solo/3-run - 6th Inn.) vs. TCU (April 11, 2021)

Hit 3 or more home runs in a game _____ Kevin Bazzell (3) vs. Kansas (May 19, 2023)
 Hit 4 or more home runs in a game _____ Johnny Vídales (4) vs. Sul Ross (March 20, 1984)

Hit a grand slam in a game _____ Hudson White, vs. Kansas (May 19, 2023)
 Hit 2 grand slams in a game _____ Parker Kelly (2) vs. Merrimack (March 5, 2022 Gm. 1)

Hit 3 grand slams in a season _____ Parker Kelly (March 5, 2022), Parker Kelly (March 5, 2022), Parker Kelly (March 9, 2022)

Team Hit 4 or more grand slams in a season _____ 4, Bravo (1), Green (1), Kash (1), White (1) (2023)
 Team Hit 5 or more grand slams in a season _____ 5, Kelly (3), Masters (1), Wilson (1) (2022)
 Team Hit 6 or more grand slams in a season _____ 6, Blair (3), Brady (1), Fuller (1), Mask (3) (2004)
 Team Hit 9 or more grand slams in a season _____ 9, Bard (3), Weber (3), Durham (1), O'Keeffe (1), Holzhauser (1) (1999)

Team Had 10 or more doubles in a game _____ 10, vs. SFA (March 29, 2022)
 Team Had 12 or more doubles in a game _____ 12, at Kansas (April 25, 2010)
 Team Allowed 7 or more doubles in a game _____ 7, North Dakota State (April 7, 2023)

Hit for the cycle _____ Josh Jung at New Mexico (April 17, 2018)
 Hit for the natural cycle _____ Jon Weber (1B, 2B, BB, 3B, HR) vs. Southwest Texas (April 20, 1999)
 Hit for the cycle in a Big 12 game _____ Never Happened

Had a walk-off base hit _____ Kevin Bazzell vs. Oklahoma (9th, RBI single) (May 25, 2023)
 Had a walk-off base hit in extra-innings _____ Gavin Kash vs. Kansas (10th, solo-HR) (May 19, 2023)
 Had a walk-off walk _____ Austin Green (BB w/bases loaded in 9th) vs. Gonzaga (Feb. 20, 2023)
 Had a walk-off balk _____ Josh Jung (BK on 3rd in 10th) vs. #14 OU (April 20, 2018)
 Had a walk-off steal _____ Kurt Wilson (stole home in 10th) vs. #2 Texas (March 25, 2022)

Had 5 or more hits in a game _____ Kevin Bazzell (5) at New Mexico (March 28, 2023)
 Had 6 or more hits in a game _____ Keith Ginter (6) vs. Kansas (April 10, 1998)

Scored 5 or more runs in a game _____ Austin Green (5) vs. Air Force (March 1, 2023)
 Scored 6 or more runs in a game _____ Brian Klein (6) vs. K-State (April 13, 2018)

Hit 3 or more doubles in a game _____ Nolen Hester (3) at #8 Stanford (April 11, 2023)
 Hit 4 or more doubles in a game _____ never happened

Hit 2 or more triples in a game _____ Austin Green (2) vs. Michigan (March 4, 2023)
 Hit 3 or more triples in a game _____ Jason Rainey (3) vs. Texas A&M-Corpus Christi (May 1, 2001)

Had 4 or more extra-base hits in a game _____ Gavin Kash, 4, vs. Western Ill. (2 2B, 2 HR) (Feb. 25, 2023)
 Had 5 or more extra-base hits in a game _____ Roger Kieschnick, 5, at New Mexico (2 HR, 2 2B, 1 3B) (Feb. 27, 2007)

Had 6 or more RBI in a game _____ Hudson White (6) vs. Kansas (May 19, 2023)
 Had 7 or more RBI in a game _____ Parker Kelly (9) vs. Merrimack (March 5, 2022 Gm. 1)
 Had 8 or more RBI in a game _____ Parker Kelly (9) vs. Merrimack (March 5, 2022 Gm. 1)
 Had 9 or more RBI in a game _____ Parker Kelly (9) vs. Merrimack (March 5, 2022 Gm. 1)

Had 4 or more walks in a game _____ Kevin Bazzell (4) vs. Gonzaga (Feb. 20, 2023)
 Had 5 or more walks in a game _____ Todd Ritchie (5) at #20 Oklahoma State (April 5, 2014)
 Had 3 or more intentional walks in a game _____ Barrett Barnes (3) vs. #22 Oklahoma State (May 21, 2011)

Had 3 or more stolen bases in a game _____ Gabe Holt (3) at New Mexico (April 3, 2019)
 Had 4 or more stolen bases in a game _____ Willie Rueda (4) vs. Central Arkansas (March 4, 2008)

Struck out 12 or more batters in a game _____ 13, Mason Molina, vs. Kansas (May 18, 2023)
 Struck out 13 or more batters in a game _____ 13, Mason Molina, vs. Kansas (May 18, 2023)
 Struck out 14 or more batters in a game _____ 15, Brandon Birdsell, at Rice (March 12, 2022)
 Struck out 15 or more batters in a game _____ 15, Brandon Birdsell, at Rice (March 12, 2022)
 Struck out 16 or more batters in a game _____ 16, Bobby Doran, vs. Missouri (May 1, 2010)

Team did not strikeout in a game _____ vs. Kansas (April 6, 2019)
 Team did not strikeout an opposing batter in a game _____ at Missouri (March 30, 2001)

Threw back-to-back complete games _____ vs. West Virginia (April 23, 2022-Gm. 1) & vs. West Virginia (April 23, 2022-Gm. 2)
 Combined on a no-hitter _____ 4 pitchers (Beck, Kirk, Boesinger, Shipley) vs. College of the Southwest (March 20, 1990)
 Combined on a no-hitter into the 8th inn. _____ 2 pitchers (Birdsell, Girton-7.1 IP) vs. Rice (March 12, 2022)
 Combined on a one-hitter _____ 2 pitchers (Kilian, Beeter) at Texas (Mar. 16, 2019)
 Combined on a two-hitter _____ 3 pitchers (Montgomery, Hampton, Wells) at WVU (April 18, 2021)

Threw a 7-inning no-hitter _____ Ramey Brandon vs. Eastern New Mexico - 2-0 (April 2, 1962)
 Threw a 9-inning no-hitter _____ Ruben Garcia at Baylor - 1-0 (April 23, 1971)

Carried a no-hitter through 5.0 or more innings _____ Bo Blessie, 5.2 IP, vs. Gonzaga (Feb. 19, 2023)
 Carried a no-hitter through 6.0 or more innings _____ Brandon Birdsell, 6.0 IP, at Rice (March 12, 2022)
 Carried a no-hitter through 6.1 or more innings _____ Nathan Fouts, 6.1 IP, vs. Texas State (February 17, 2002)



1

DILLON CARTER

OUTFIELD

Junior | 4th Yr. | L/R | 6-1 | 215

Flower Mound, TX | Argyle HS

CAREER HIGHS

Hits: 4, Western Illinois, Feb 25, 2023
 Doubles: 2, Baylor, Apr 22, 2023 ; at Baylor, May 01, 2022
 Triples: 1, 4 times
 Home runs: 2, Iowa, Mar 10, 2023
 Total bases: 8, Iowa, Mar 10, 2023
 RBI: 6, Iowa, Mar 10, 2023
 Runs scored: 4, Western Illinois, Feb 25, 2023
 Walks: 2, 13 times
 Hit by pitch: 2, Northern Colorado, Feb 15, 2020 ;
 Air Force, Mar 01, 2023

PERSONAL: Born in Lewisville, Texas ... son of Ed and Shellee Carter ... brother to Garrett and Trinity ... father played football for the Air Force Academy ... Agricultural Education major.

NOTES: Made at least one start for the Red Raiders in the outfield each season since 2020 ... four-year letterwinner in high school, led Argyle to a 77-1-1 record his last two seasons and a pair of state titles.

WALK-UP SONG: Lil Wayne - Mr. Carter

2023 Game-By-Game Stats

#1 Dillon Carter - 35 games (All games)

Date	Opponent	Pos	AB	R	H	RBI	2B	3B	HR	BB	SB	CS	HBP	SAC	SF	GDP	K	PO	A	E	Avg
Feb 17	GONZAGA	of	0	0	0	0	0	0	0	0	0	0	0	0	0	0	0	0	0	0	.000
Feb 18	GONZAGA	ph/of	2	0	0	0	0	0	0	0	0	0	0	0	0	0	2	0	0	0	.000
Feb 19	GONZAGA	of	0	0	0	0	0	0	0	1	0	0	0	0	0	0	0	0	0	0	.000
Feb 24	WESTERN ILLINO	*of	3	1	1	2	0	1	0	0	0	0	0	0	1	0	0	4	0	0	.200
Feb 25	WESTERN ILLINO	*of	4	4	4	2	0	0	1	2	0	0	0	0	0	0	0	1	0	0	.556
Feb 25	WESTERN ILLINO	*of	3	0	2	0	0	0	0	0	0	0	1	0	0	0	0	2	0	0	.583
Feb 26	WESTERN ILLINO	*of	4	2	2	3	1	0	1	1	1	0	0	0	0	0	1	2	1	0	.562
Feb 28	AIR FORCE	*of	2	0	0	0	0	0	0	1	0	0	0	1	0	0	1	1	0	0	.500
Mar 01	AIR FORCE	*of	2	1	0	0	0	0	0	1	0	0	0	2	0	0	2	1	0	0	.450
Mar 03	vs Rice	*of	2	0	0	0	0	0	0	2	0	0	0	0	0	0	2	1	0	0	.409
Mar 04	vs Michigan	*of	4	1	3	0	0	0	0	0	0	0	0	1	0	0	1	2	0	0	.462
Mar 05	vs Texas A&M	*of	5	0	1	2	0	0	0	1	0	0	1	0	0	0	4	7	0	0	.419
Mar 07	NEW MEXICO	*of	4	0	1	2	1	0	0	0	0	0	0	0	0	0	1	3	0	0	.400
Mar 10	IOWA	*of	3	3	2	6	0	0	2	1	1	0	1	0	0	0	1	2	0	0	.421
Mar 11	IOWA	*of	3	1	1	0	1	0	0	1	0	0	0	0	0	0	2	0	0	0	.415
Mar 12	IOWA	*of	4	1	1	1	0	0	1	0	0	0	0	0	0	0	3	2	0	0	.400
Apr 21	BAYLOR	*of	4	0	0	0	0	0	0	0	0	0	0	0	0	0	2	2	0	0	.367
Apr 22	BAYLOR-1	*of	3	1	2	1	2	0	0	2	0	0	0	0	0	0	0	3	0	0	.385
Apr 22	BAYLOR-2	*of	3	1	1	0	1	0	0	1	0	0	0	0	0	0	1	2	1	1	.382
Apr 25	at Abilene Christian	of	2	1	0	0	0	0	0	2	0	0	0	0	0	0	0	2	0	0	.368
Apr 28	at Kansas State	*of	2	0	0	0	0	0	0	1	0	0	0	1	0	0	1	4	0	0	.356
Apr 29	at Kansas State	*of	4	1	0	0	0	0	0	0	0	0	0	0	0	0	0	2	0	0	.333
Apr 30	at Kansas State	*of	3	0	0	0	0	0	0	1	0	0	0	0	0	0	2	1	0	0	.318
May 05	SAM HOUSTON	*of	4	1	0	0	0	0	0	0	0	0	0	0	0	0	2	2	0	0	.300
May 07	SAM HOUSTON	*of	3	1	2	2	1	0	0	0	0	0	1	0	0	0	0	4	0	0	.315
May 09	ABILENE CHRISTI	*of	2	0	0	0	0	0	0	2	0	0	1	0	0	0	1	2	0	0	.307
May 12	at West Virginia	*of	3	1	1	0	1	0	0	0	0	0	1	0	0	0	0	3	0	0	.308
May 13	at West Virginia	*of	2	0	0	0	0	0	0	1	0	0	0	0	0	0	1	1	0	0	.300
May 14	at West Virginia	*of	4	0	1	0	1	0	0	0	0	0	0	0	0	0	2	2	0	0	.298
May 18	KANSAS	*of	2	0	0	1	0	0	0	0	0	0	0	1	0	0	1	2	0	0	.291
May 19	KANSAS	*of	3	1	1	1	0	0	1	2	0	0	0	0	0	0	1	1	0	0	.292
May 20	KANSAS	*of	4	0	1	0	0	0	0	0	0	0	0	0	0	0	3	3	0	0	.290
May 24	vs West Virginia	*of	3	0	0	0	0	0	0	1	0	0	1	0	0	0	2	5	0	0	.281
May 27	vs Oklahoma State	*of	1	0	0	0	0	0	0	0	0	0	0	0	0	0	1	1	0	1	.278
May 27	vs Oklahoma State	of	1	0	0	0	0	0	0	0	0	0	0	0	0	0	1	3	0	0	.276
Totals		30gs	98	22	27	23	9	1	6	24	2	0	9	4	1	0	41	73	2	2	.276

On base pct. .455 • Slugging pct. .571

Career Stats

Year	avg	gp-gs	ab	r	h	2b	3b	hr	rbi	tb	slg%	bb	hbp	so	gdp	ob%	sf	sh	sb-att	po	a	e	fld%
2020	.280	18-16	50	12	14	3	1	0	4	19	.380	13	3	7	2	.448	1	2	7-8	28	0	1	.966
2021	.207	35-31	111	16	23	6	0	1	15	32	.288	13	5	42	1	.318	0	1	2-2	67	1	1	.986
2022	.199	48-44	146	36	29	5	2	3	21	47	.322	26	6	73	1	.339	2	2	4-6	101	3	2	.981
2023	.276	35-30	98	22	27	9	1	6	23	56	.571	24	9	41	0	.455	1	4	2-2	73	2	2	.974
TOTAL	.230	136-121	405	86	93	23	4	10	63	154	.380	76	23	163	4	.378	4	9	15-18	269	6	6	.979



2

GAGE HARRELSON

OUTFIELD

Freshman | 1st Yr. | L/L | 6-3 | 175

Warner Robins, Ga. | Houston County HS

CAREER HIGHS

Hits: 4, at Oklahoma, Apr 14, 2023

Doubles: 2, Western Illinois, Feb 25, 2023 | vs Michigan, Mar 04, 2023 | UT Arlington, Mar 15, 2023

Triples: 1, 5 times

Home runs: 1, Gonzaga, Feb 20, 2023

Total bases: 7, at Oklahoma, Apr 14, 2023 | Gonzaga, Feb 20, 2023

RBI: 4, Western Illinois, Feb 25, 2023 | TCU, Mar 31, 2023

Runs scored: 3, 4 times

Walks: 2, vs Texas A&M, Mar 05, 2023 | Sam Houston, May 05, 2023 | vs Oklahoma State, May 27, 2023

Hit by pitch: 1, UT Arlington, Mar 15, 2023

PERSONAL: Born in Milledgeville, Georgia ... parents are Chris and Larae Harrelson ... has a younger sister, Jacy Harrelson ... majoring in Sports Management.

NOTES: Selected as a Perfect Game All-American (2021), a Rawlings Preseason All-American (2021) and a 2022 Collegiate Baseball News First Team All-American ... named to Georgia Dugout All-State Class 6A First Team Owned a .498 batting average during senior season, and owned five home runs, 63 hits, 57 runs, 35 RBIs and 35 stolen bases.

WALK-UP SONG: Mob Deep - Shook One's Pt. 2

2023 Game-By-Game Stats

#2 Gage Harrelson - 54 games (All games)

Date	Opponent	Pos	AB	R	H	RBI	2B	3B	HR	BB	SB	CS	HBP	SAC	SF	GDP	K	PO	A	E	Avg
Feb 17	GONZAGA	*of/of	4	2	0	0	0	0	0	1	0	0	0	0	0	0	1	0	0	0	.000
Feb 18	GONZAGA	*of/of	5	1	2	0	0	0	0	1	1	0	0	0	0	0	1	1	0	0	.222
Feb 19	GONZAGA	*of	3	0	2	2	0	0	0	1	0	0	0	0	0	0	0	1	0	0	.333
Feb 20	GONZAGA	*of	5	3	3	2	1	0	1	1	0	0	0	0	0	0	1	2	0	0	.412
Feb 24	WESTERN ILLINO	*of	4	2	2	1	0	0	0	1	0	0	0	0	0	0	2	2	0	1	.429
Feb 25	WESTERN ILLINO	*of	5	3	3	4	2	0	0	1	0	0	0	0	0	0	0	2	0	0	.462
Feb 25	WESTERN ILLINO	*of	3	1	0	0	0	0	0	1	0	0	0	0	0	0	1	3	0	0	.414
Feb 26	WESTERN ILLINO	*of	5	2	3	1	1	0	0	1	0	0	0	0	0	0	0	2	0	0	.441
Feb 28	AIR FORCE	*of	4	2	2	2	1	1	0	1	0	0	0	0	0	0	1	1	0	0	.447
Mar 01	AIR FORCE	*of	4	1	0	0	0	0	0	1	0	1	0	0	0	0	1	0	0	0	.405
Mar 03	vs Rice	*of	3	0	0	0	0	0	0	1	0	0	0	0	0	0	2	1	0	0	.378
Mar 04	vs Michigan	*of	5	2	2	1	2	0	0	0	0	0	0	0	0	0	2	1	0	0	.380
Mar 05	vs Texas A&M	*of	6	0	0	0	0	0	0	2	0	0	0	0	0	0	2	1	0	0	.339
Mar 10	IOWA	*of	4	2	2	0	0	0	0	1	1	0	0	0	0	0	1	1	0	0	.350
Mar 11	IOWA	*of	4	1	2	0	0	0	0	0	2	0	0	0	0	0	0	1	0	0	.359
Mar 12	IOWA	*of	4	1	0	0	0	0	0	1	0	0	0	0	0	0	2	0	0	0	.338
Mar 14	UT ARLINGTON	*of	5	1	2	1	0	0	0	0	0	1	0	0	0	0	1	1	0	0	.342
Mar 15	UT ARLINGTON	*of	4	2	3	1	2	0	0	1	0	0	1	0	0	0	0	2	0	0	.364
Mar 17	OKLAHOMA STAT	*of	5	1	0	1	0	0	0	1	0	0	0	0	0	0	3	3	0	0	.341
Mar 18	OKLAHOMA STAT	*of	4	0	1	0	1	0	0	0	0	0	0	0	0	1	1	3	0	0	.337
Mar 19	OKLAHOMA STAT	*of	5	3	2	2	1	0	0	0	0	0	0	0	0	0	1	2	0	0	.341
Mar 24	at Texas	*of	4	0	1	0	0	0	0	0	0	0	0	0	0	0	1	5	0	0	.337
Mar 25	at Texas	*of/of	4	0	0	0	0	0	0	1	0	0	0	0	0	0	1	2	0	0	.323
Mar 26	at Texas	*of	5	0	0	1	0	0	0	0	0	0	0	0	0	0	2	2	0	0	.308
Mar 28	at New Mexico	*of	6	2	2	0	0	0	0	0	1	0	0	0	0	0	1	2	0	0	.309
Mar 31	TCU	*of	6	2	3	4	0	0	0	0	0	0	0	0	0	0	0	1	0	0	.319
Apr 01	TCU	*of	5	0	3	1	0	0	0	0	0	0	0	0	0	0	0	2	0	0	.331
Apr 02	TCU	*of	5	1	3	0	1	1	0	0	0	0	0	0	0	0	2	2	0	0	.341
Apr 07	NORTH DAKOTA	*of	3	0	1	0	0	0	0	1	0	0	0	0	0	0	1	1	0	0	.341
Apr 08	NORTH DAKOTA	*of	5	2	1	2	0	1	0	0	0	0	0	0	0	0	2	2	0	0	.336
Apr 08	NORTH DAKOTA	*of	4	1	1	2	0	0	0	0	0	0	0	0	1	2	0	4	0	0	.333
Apr 10	at Stanford	*of	5	0	2	2	1	0	0	0	0	0	0	0	0	0	0	0	0	1	.336
Apr 11	at Stanford	*of	5	0	2	2	0	0	0	1	0	0	0	0	0	0	3	3	0	0	.338
Apr 14	at Oklahoma	*of	6	3	4	3	1	1	0	0	0	0	0	0	0	0	1	4	0	0	.351
Apr 15	at Oklahoma	*of	5	1	1	0	0	0	0	0	0	0	0	0	0	0	0	2	0	0	.346
Apr 16	at Oklahoma	*of	4	1	3	0	0	1	0	0	1	0	0	0	0	0	0	1	0	0	.356
Apr 18	GRAND CANYON	*of	4	0	0	0	0	0	0	0	0	0	0	0	0	0	2	3	0	0	.347
Apr 19	GRAND CANYON	*of	4	1	1	2	0	0	0	1	0	0	0	0	0	0	0	4	0	0	.345
Apr 21	BAYLOR	*of	5	1	3	2	0	0	0	0	0	0	0	0	0	0	0	1	0	0	.352
Apr 22	BAYLOR-1	*of	5	0	1	2	0	0	0	0	0	0	0	0	0	0	1	0	0	0	.348
Apr 22	BAYLOR-2	*of	5	0	0	0	0	0	0	0	0	0	0	0	0	0	2	1	0	0	.339
Apr 25	at Abilene Christian	ph	1	1	0	0	0	0	0	1	0	0	0	0	0	0	1	0	0	0	.337
Apr 28	at Kansas State	*of	4	0	0	0	0	0	0	1	0	0	0	0	0	0	2	1	0	0	.330
Apr 29	at Kansas State	*of	3	1	0	0	0	0	0	1	0	0	0	0	0	0	2	2	0	0	.325
Apr 30	at Kansas State	*of	3	1	0	0	0	0	0	1	0	0	0	0	0	0	2	4	0	0	.320
May 05	SAM HOUSTON	*of	4	1	1	1	0	0	0	2	0	0	0	0	0	0	1	3	0	0	.318
May 06	SAM HOUSTON	*of	3	0	1	1	0	0	0	1	0	1	0	0	0	0	0	0	0	0	.319
May 13	at West Virginia	*of	4	0	1	0	0	0	0	0	0	0	0	0	0	0	2	2	0	2	.317
May 18	KANSAS	*of	4	0	1	0	1	0	0	0	0	0	0	0	0	0	2	3	0	0	.316
May 19	KANSAS	*of	6	1	3	1	0	0	0	0	0	0	0	0	0	0	1	0	0	0	.321
May 24	vs West Virginia	*of	4	0	1	0	0	0	0	0	0	0	0	1	0	0	1	3	0	0	.320
May 25	vs Oklahoma	*of	6	0	3	1	0	0	0	0	0	0	0	0	0	0	3	0	0	0	.325
May 27	vs Oklahoma State	*of/of	2	0	1	0	1	0	0	0	0	0	0	0	0	0	0	0	0	0	.326
May 27	vs Oklahoma State	*of/of	3	1	0	0	0	0	0	2	0	0	0	0	0	0	3	3	0	0	.322
Totals			53gs	233	51	75	45	16	5	30	6	3	1	1	1	3	62	93	0	4	.322

On base pct. .400 • Slugging pct. .446



3

TRACER LOPEZ

INFIELD

Freshman | 1st Yr. | L/R | 5-10 | 155

Rosebud, TX | C.H. Yoe HS

CAREER HIGHS

Hits: 3, UT Arlington, Mar 14, 2023 ; TCU, Mar 31, 2023

Doubles: 1, 6 times

Triples: 1, Baylor, Apr 22, 2023 ; Iowa, Mar 11, 2023

Home runs: 1, 4 times

Total bases: 5, 4 times

RBI: 4, Air Force, Mar 01, 2023

Runs scored: 3, at Kansas State, Apr 30, 2023

Walks: 3, North Dakota State, Apr 08, 2023 ; vs Oklahoma State, May 27, 2023

PERSONAL: Born in Temple, Texas ... hometown of Rosebud, Texas ... father Chris Lopez and mother Jennifer Lopez ... brother to Dustin Fox ... advanced to the 2022 3A State 300m Hurdles event for high school track and field team ... majoring in University Studies.

NOTES: Named to Texas High School Baseball Coaches Association All-State Elite Team ... named the 2022 District 19-3A MVP and was a 2022 All-Central Texas Baseball second baseman. Led all of Texas 3A baseball with 61 hits and 45 stolen bases.

WALK-UP SONG: Wop - J Dash

2023 Game-By-Game Stats

#3 Tracer Lopez - 55 games (All games)

Date	Opponent	Pos	AB	R	H	RBI	2B	3B	HR	BB	SB	CS	HBP	SAC	SF	GDP	K	PO	A	E	Avg
Feb 17	GONZAGA	*ss	4	1	2	0	1	0	0	0	0	0	0	0	0	0	2	4	3	1	.500
Feb 18	GONZAGA	*ss	4	1	1	1	0	0	0	1	0	0	0	0	0	0	0	1	2	0	.375
Feb 20	GONZAGA	ss	0	0	0	0	0	0	0	0	0	0	0	0	0	0	0	0	0	0	.375
Feb 24	WESTERN ILLINO	*ss	3	2	1	2	0	0	0	1	1	0	0	0	0	0	0	0	3	0	.364
Feb 25	WESTERN ILLINO	*ss	5	2	2	2	1	0	0	1	0	0	0	0	0	0	0	1	3	0	.375
Feb 25	WESTERN ILLINO	ss	0	0	0	0	0	0	0	0	0	0	0	0	0	0	0	0	0	0	.375
Mar 01	AIR FORCE	*ss	5	1	2	4	0	0	1	1	0	0	0	0	0	0	1	4	2	0	.381
Mar 03	vs Rice	*ss	3	0	0	1	0	0	0	0	0	0	0	0	1	0	1	1	1	0	.333
Mar 04	vs Michigan	*2b	2	0	0	0	0	0	0	1	0	0	0	0	0	0	1	0	0	0	.308
Mar 05	vs Texas A&M	ss	2	0	0	0	0	0	0	0	0	0	0	0	0	0	2	2	3	2	.286
Mar 10	IOWA	2b	0	0	0	0	0	0	0	0	0	0	0	0	0	0	0	2	0	0	.286
Mar 11	IOWA	*2b/ss	5	0	1	2	0	1	0	0	0	0	0	0	0	0	1	0	3	0	.273
Mar 12	IOWA	*ss	3	0	0	0	0	0	0	0	0	0	0	0	0	0	0	0	4	0	.250
Mar 14	UT ARLINGTON	*ss	5	2	3	1	1	0	0	0	0	0	0	0	0	0	0	6	1	1	.293
Mar 15	UT ARLINGTON	*ss	5	1	1	0	0	0	0	0	0	0	0	0	0	0	3	2	7	1	.283
Mar 17	OKLAHOMA STAT	*ss	3	1	2	0	0	0	0	1	0	0	0	1	0	0	0	1	3	0	.306
Mar 18	OKLAHOMA STAT	*ss	2	0	1	0	0	0	0	0	0	0	0	0	0	0	1	0	1	0	.314
Mar 19	OKLAHOMA STAT	*ss	4	1	2	0	0	0	0	0	0	0	0	0	0	0	2	1	5	0	.327
Mar 24	at Texas	*ss	3	0	0	0	0	0	0	0	0	0	0	0	0	0	1	0	2	0	.310
Mar 25	at Texas	*ss	3	1	2	1	1	0	0	0	0	0	0	0	0	0	1	1	2	0	.328
Mar 26	at Texas	*ss	5	1	2	1	0	0	0	0	0	0	0	0	0	0	1	2	3	0	.333
Mar 28	at New Mexico	*ss	3	0	0	1	0	0	0	0	0	0	0	0	0	0	0	2	2	0	.319
Mar 31	TCU	*ss	5	2	3	1	0	0	0	0	1	0	0	0	0	0	0	1	5	0	.338
Apr 01	TCU	*ss	3	1	1	0	0	0	0	1	0	0	0	0	0	0	0	1	5	0	.338
Apr 02	TCU	*ss	4	0	2	0	0	0	0	0	0	0	0	0	0	0	1	2	2	1	.346
Apr 07	NORTH DAKOTA	*ss	3	0	0	0	0	0	0	0	0	0	0	0	0	0	2	0	2	0	.333
Apr 08	NORTH DAKOTA	*ss	1	2	0	0	0	0	0	3	0	0	0	0	0	0	1	1	3	0	.329
Apr 08	NORTH DAKOTA	*ss	2	1	2	0	0	0	0	1	1	0	0	1	0	0	0	2	2	0	.345
Apr 10	at Stanford	*2b	3	0	0	0	0	0	0	0	0	0	0	0	0	0	2	1	1	1	.333
Apr 11	at Stanford	*ss	5	1	1	0	0	0	0	0	0	0	0	0	0	0	3	3	5	0	.326
Apr 14	at Oklahoma	*ss	5	1	2	0	0	0	0	0	0	0	0	0	0	0	1	2	2	0	.330
Apr 15	at Oklahoma	*ss	4	0	0	0	0	0	0	1	0	0	0	0	0	0	2	0	5	1	.317
Apr 16	at Oklahoma	*ss	2	0	0	0	0	0	0	0	0	0	0	0	0	0	1	1	5	0	.311
Apr 19	GRAND CANYON	*ss	4	0	0	0	0	0	0	0	0	0	0	0	0	0	1	0	5	1	.300
Apr 21	BAYLOR	*ss	4	1	1	3	0	0	1	0	0	0	0	0	0	0	1	0	2	0	.298
Apr 22	BAYLOR-1	*ss	5	1	2	1	1	1	0	0	0	0	0	0	0	0	1	2	3	0	.303
Apr 22	BAYLOR-2	*ss	3	0	0	0	0	0	0	1	0	0	0	0	0	0	2	0	3	1	.295
Apr 25	at Abilene Christian	ss	0	0	0	0	0	0	0	0	0	0	0	0	0	0	0	0	0	0	.295
Apr 28	at Kansas State	*ss	3	0	0	0	0	0	0	1	0	0	0	0	0	0	2	1	1	0	.288
Apr 29	at Kansas State	*ss	4	1	2	3	0	0	1	0	0	0	0	0	0	0	0	2	3	1	.295
Apr 30	at Kansas State	*ss	3	3	2	2	0	0	1	1	0	0	0	0	0	0	1	0	0	0	.303
May 05	SAM HOUSTON	*ss	4	1	1	1	0	0	0	0	0	0	0	0	0	0	2	3	2	0	.301
May 06	SAM HOUSTON	*2b	2	0	1	0	0	0	0	0	0	0	0	0	0	0	1	0	3	0	.304
May 07	SAM HOUSTON	*2b	3	2	0	0	0	0	0	1	0	0	0	0	0	0	0	1	3	0	.298
May 09	ABILENE CHRISTI	*2b	4	1	1	0	0	0	0	1	0	0	0	0	0	0	2	2	1	0	.297
May 12	at West Virginia	*ss	4	0	0	0	0	0	0	0	0	0	0	0	0	0	2	0	1	0	.289
May 13	at West Virginia	*ss	3	0	0	0	0	0	0	0	0	0	0	0	0	0	0	1	1	0	.283
May 14	at West Virginia	*ss	3	0	0	2	0	0	0	0	0	0	0	0	1	0	2	1	4	0	.277
May 18	KANSAS	*ss	3	0	1	0	0	0	0	0	0	0	0	0	0	0	0	1	1	0	.278
May 19	KANSAS	*ss	5	1	1	0	1	0	0	0	0	0	0	0	0	0	3	2	3	0	.276
May 20	KANSAS	*ss	4	0	0	0	0	0	0	0	0	0	0	0	0	0	1	0	3	0	.269
May 24	vs West Virginia	*ss	4	1	1	0	0	0	0	1	0	0	0	0	0	0	1	0	0	0	.269
May 25	vs Oklahoma	*ss	5	2	2	2	0	0	0	0	0	0	0	0	0	0	2	0	1	0	.273
May 27	vs Oklahoma State	*ss	1	0	0	0	0	0	0	0	0	0	0	0	0	0	0	1	0	0	.271
May 27	vs Oklahoma State	*ss	2	0	0	0	0	0	0	3	0	0	0	0	0	0	1	0	0	1	.268
Totals		50gs	179	36	48	31	6	2	4	21	3	0	0	2	2	0	55	55	132	12	.268

On base pct. .342 • Slugging pct. .391



4

KEVIN BAZZELL

CATCHER/INFIELD

RS-Freshman | 2nd Yr. | R/R | 6-1 | 205

Rockwall, TX | Rockwall-Heath HS

CAREER HIGHS

Hits: 5, at New Mexico, Mar 28, 2023

Doubles: 3, at New Mexico, Mar 28, 2023

Triples: 1, vs Michigan, Mar 04, 2023

Home runs: 3, Kansas, May 20, 2023

Total bases: 12, Kansas, May 20, 2023

RBI: 5, Kansas, May 20, 2023

Runs scored: 3, 5 times

Walks: 4, Gonzaga, Feb 20, 2023

Hit by pitch: 2 (t-2nd), North Dakota State, Apr 08, 2023

NOTES: Joined the Red Raiders in the spring prior to the 2022 season after initial collegiate fall season at Dallas Baptist; redshirted in 2022 due to NCAA transfer guidelines ... spent summer of 2022 playing with the Santa Barbara Foresters ... was the second ranked catcher and 11th overall prospect in the state of Texas ... 2021 Dallas Morning News all-area offensive Player of the Year ... played at same high school as teammate Nolen Hester and former Red Raider Cole Stilwell.

WALK-UP SONG: Alan Jackson - Don't Rock the Jukebox

2023 Game-By-Game Stats

#4 Kevin Bazzell - 59 games (All games)

Date	Opponent	Pos	AB	R	H	RBI	2B	3B	HR	BB	SB	CS	HBP	SAC	SF	GDP	K	PO	A	E	Avg	
Feb 17	GONZAGA	*3b	5	1	2	0	1	0	0	0	0	0	0	0	0	0	1	0	1	1	.400	
Feb 18	GONZAGA	*3b	3	2	1	2	0	0	0	1	0	0	0	0	1	0	0	0	1	0	.375	
Feb 19	GONZAGA	*3b	4	2	2	1	1	0	1	0	0	0	0	0	0	0	1	1	2	0	.417	
Feb 20	GONZAGA	*3b	2	1	0	0	0	0	0	4	0	0	0	0	0	0	0	0	4	1	.357	
Feb 24	WESTERN ILLINO	*3b	4	0	1	3	1	0	0	1	0	0	0	0	0	0	0	0	1	0	.333	
Feb 25	WESTERN ILLINO	*3b	4	1	2	2	1	0	0	1	0	0	0	0	1	0	0	2	1	1	.364	
Feb 25	WESTERN ILLINO	*3b	4	0	1	1	1	0	0	0	0	0	0	0	0	0	0	0	5	0	.346	
Feb 26	WESTERN ILLINO	*3b	2	1	1	1	0	0	0	3	0	0	1	0	0	0	0	0	1	0	.357	
Feb 28	AIR FORCE	*3b	4	0	2	2	2	0	0	1	0	0	0	0	0	0	1	0	2	0	.375	
Mar 01	AIR FORCE	*3b	4	3	2	1	0	0	1	1	0	0	0	0	0	0	0	1	1	0	.389	
Mar 03	vs Rice	*3b	4	0	2	0	0	0	0	0	0	0	0	0	0	0	0	0	2	1	.400	
Mar 04	vs Michigan	*3b	5	1	1	2	0	1	0	0	0	0	0	0	0	0	1	1	2	0	.378	
Mar 05	vs Texas A&M	*3b	7	0	1	0	0	0	0	1	0	0	0	0	0	0	0	1	1	0	.346	
Mar 07	NEW MEXICO	*3b	5	1	2	2	1	0	0	0	0	0	0	0	0	0	1	1	1	1	.351	
Mar 10	IOWA	*3b	6	2	3	1	0	0	0	0	0	0	0	0	0	0	0	0	2	0	.365	
Mar 11	IOWA	*3b	3	0	0	0	0	0	0	1	0	0	0	0	0	0	2	1	1	0	.348	
Mar 12	IOWA	*3b	4	2	1	1	0	0	1	1	0	0	0	0	0	0	0	2	5	1	.343	
Mar 14	UT ARLINGTON	*3b	4	2	1	1	0	0	0	1	0	0	0	0	0	0	1	2	2	0	.338	
Mar 15	UT ARLINGTON	*3b	4	1	0	0	0	0	0	0	0	0	1	0	0	0	1	0	1	0	.321	
Mar 17	OKLAHOMA STAT	*3b	5	2	3	2	1	0	0	1	0	0	0	0	0	0	0	0	1	0	.337	
Mar 18	OKLAHOMA STAT	*3b	3	0	0	0	0	0	0	2	0	0	0	0	0	0	0	0	0	0	.326	
Mar 19	OKLAHOMA STAT	*3b	2	1	2	2	0	0	0	1	0	0	0	0	1	0	0	0	0	0	.341	
Mar 24	at Texas	*3b	4	0	2	1	1	0	0	0	0	0	0	0	0	0	0	2	0	0	.348	
Mar 25	at Texas	*3b	3	0	0	0	0	0	0	1	0	0	0	1	0	0	1	1	0	0	.337	
Mar 26	at Texas	*3b	3	0	0	0	0	0	0	2	0	0	0	0	0	2	0	0	1	0	.327	
Mar 28	at New Mexico	*3b	5	1	5	4	3	0	0	0	1	0	0	0	0	0	0	1	0	0	.359	
Mar 31	TCU	*3b	5	2	1	0	0	0	0	1	0	0	0	0	0	0	1	0	1	0	.352	
Apr 01	TCU	*3b	4	1	1	0	1	0	0	0	0	0	1	0	0	1	0	1	1	0	.348	
Apr 02	TCU	*3b	4	3	2	2	1	0	0	1	0	0	0	0	0	0	0	0	3	1	.353	
Apr 07	NORTH DAKOTA	*c	4	0	0	0	0	0	0	0	0	0	0	0	0	1	2	11	2	0	.342	
Apr 08	NORTH DAKOTA	*3b	3	1	2	3	1	0	0	0	0	0	2	0	0	0	0	0	4	0	.350	
Apr 08	NORTH DAKOTA	*3b	4	3	2	1	0	0	1	1	0	0	0	0	0	0	0	1	2	0	.354	
Apr 10	at Stanford	*c/3b	5	0	0	0	0	0	0	0	0	0	0	0	0	0	2	2	2	0	.341	
Apr 11	at Stanford	*3b	4	1	2	1	0	0	0	1	0	0	0	0	0	0	0	2	0	0	.346	
Apr 14	at Oklahoma	*3b	5	1	2	2	0	0	0	1	0	0	0	0	0	0	1	0	3	0	.348	
Apr 15	at Oklahoma	*3b	5	3	4	2	2	0	0	0	0	0	0	0	0	0	0	1	3	1	.363	
Apr 16	at Oklahoma	*3b	4	0	2	1	1	0	0	0	0	0	0	0	0	0	1	0	1	0	.367	
Apr 18	GRAND CANYON	*3b	4	1	2	0	0	0	0	0	0	0	0	0	0	0	1	0	5	1	.370	
Apr 19	GRAND CANYON	*3b	4	1	1	1	1	0	0	1	0	0	0	0	0	0	0	1	2	0	.367	
Apr 21	BAYLOR	*3b	4	0	3	1	1	0	0	1	0	0	0	0	0	0	0	1	0	0	.377	
Apr 22	BAYLOR-1	*3b	4	2	2	1	1	0	0	1	0	0	0	0	0	0	0	0	0	0	.380	
Apr 22	BAYLOR-2	*3b	5	0	3	0	0	0	0	0	0	0	0	0	0	0	0	2	1	0	.386	
Apr 25	at Abilene Christian	*3b	5	2	1	1	0	0	0	1	0	0	0	0	0	2	1	0	4	1	.381	
Apr 28	at Kansas State	*3b	4	0	3	1	0	0	0	0	1	0	0	0	0	0	0	0	1	0	.389	
Apr 29	at Kansas State	*3b	4	0	1	0	0	0	0	1	0	0	0	0	0	0	1	0	2	0	.386	
Apr 30	at Kansas State	*3b	3	0	1	1	0	0	0	2	0	0	0	0	0	0	1	1	4	0	.385	
May 05	SAM HOUSTON	*3b	1	0	0	0	0	0	0	0	0	0	0	0	0	0	1	0	0	0	.383	
May 07	SAM HOUSTON	*3b	4	1	2	2	0	0	1	1	0	0	0	0	0	0	0	2	1	0	.385	
May 09	ABILENE CHRISTI	*3b	4	2	1	1	0	0	0	1	0	0	0	0	0	0	0	0	2	0	.383	
May 12	at West Virginia	*3b	4	1	1	1	0	0	1	0	0	0	0	0	0	0	0	2	0	0	.380	
May 13	at West Virginia	*3b	4	1	2	1	1	0	1	0	0	0	0	0	0	0	1	0	1	0	.382	
May 14	at West Virginia	*3b	4	0	0	1	0	0	0	0	0	0	0	0	1	0	2	2	0	0	.375	
May 18	KANSAS	*3b	4	0	0	0	0	0	0	0	0	0	0	0	0	0	1	0	1	0	.368	
May 19	KANSAS	*3b	5	0	0	0	0	0	0	1	0	0	0	0	0	0	2	0	4	0	.359	
May 20	KANSAS	*3b	4	3	3	5	0	0	3	1	0	0	0	0	0	0	0	0	1	0	.367	
May 24	vs West Virginia	*3b	5	0	0	0	0	0	0	0	0	0	0	0	0	0	2	0	0	0	.358	
May 25	vs Oklahoma	*3b	5	0	1	1	0	0	0	1	0	0	0	0	0	0	0	1	3	1	.355	
May 27	vs Oklahoma State	*3b	3	0	1	0	0	0	0	0	0	0	1	0	0	0	0	0	2	0	.355	
May 27	vs Oklahoma State	*3b	3	0	1	1	0	0	0	2	0	0	0	0	0	0	0	2	1	0	.354	
Totals			59gs	237	53	84	60	23	1	10	42	2	0	6	1	3	7	29	50	95	10	.354

On base pct. .458 • Slugging pct. .586



5

HUDSON WHITE

CATCHER/INFIELD

Sophomore | 2nd Yr. | R/R | 6-1 | 200

Keller, TX | Byron Nelson HS

CAREER HIGHS

Hits: 5, at Kansas, Apr 02, 2022

Doubles: 2, at Rice, Mar 13, 2022

Home runs: 2, Kansas, May 20, 2023

Total bases: 8, Abilene Christian, May 09, 2023 ; Kansas, May 20, 2023

RBI: 6, Abilene Christian, May 09, 2023 ; Kansas, May 20, 2023

Runs scored: 5, at Kansas, Apr 02, 2022

Walks: 4, New Mexico, Mar 15, 2022

Hit by pitch: 1, 9 times

PERSONAL: Born in Fort Worth, Texas ... son of Marty White and Lisa Rambo ... brother of Presley White Kaden McDaniel and Bree Rambo ... Foundational Engineering major.

NOTES: Awards garnered after last year's debut season - named to Collegiate Baseball Freshman All-American Team, named a Perfect Game Freshman First Team All-American, was the Big 12 Freshman of the Year and named to Big 12 All-Freshman Team. Received invitation to participate in the USA Baseball Collegiate National Team training camp, summer '22.

WALK-UP SONG: Koe Wetzel - Fuss & Fight

2023 Game-By-Game Stats

#5 Hudson White - 45 games (All games)

Date	Opponent	Pos	AB	R	H	RBI	2B	3B	HR	BB	SB	CS	HBP	SAC	SF	GDP	K	PO	A	E	Avg
Feb 17	GONZAGA	*c	4	0	0	0	0	0	0	0	0	0	0	0	0	0	3	7	0	1	.000
Feb 19	GONZAGA	*c	4	1	1	2	0	0	0	0	0	0	0	0	1	0	2	7	1	0	.125
Feb 20	GONZAGA	*c	1	0	1	1	1	0	0	2	1	0	0	0	0	0	0	5	1	1	.222
Feb 24	WESTERN ILLINO	*c	3	2	1	0	1	0	0	0	0	0	0	1	0	0	0	7	2	0	.250
Feb 25	WESTERN ILLINO	*c	2	0	0	1	0	0	0	1	0	0	0	0	1	0	0	4	0	0	.214
Feb 26	WESTERN ILLINO	*c	3	2	1	3	0	0	1	2	0	0	0	0	0	0	0	9	2	0	.235
Feb 28	AIR FORCE	*c	3	1	1	2	0	0	1	0	0	0	1	0	0	0	0	8	1	0	.250
Mar 03	vs Rice	*c	3	1	0	0	0	0	0	1	0	0	0	0	0	0	2	11	0	0	.217
Mar 05	vs Texas A&M	*c	7	0	1	0	0	0	0	0	0	0	0	0	0	0	4	17	2	0	.200
Mar 07	NEW MEXICO	*2b	4	1	2	1	1	0	0	1	0	0	0	0	0	0	0	2	3	0	.235
Mar 10	IOWA	*c	4	2	1	1	0	0	0	0	0	0	0	0	1	0	0	11	3	0	.237
Mar 11	IOWA	*2b	2	2	1	1	0	0	0	2	1	1	0	0	0	0	0	1	1	1	.250
Mar 12	IOWA	*c	5	0	1	1	0	0	0	0	0	0	0	0	0	0	2	13	2	1	.244
Mar 15	UT ARLINGTON	*c	5	2	3	1	1	0	1	0	0	0	0	0	0	0	0	7	0	0	.280
Mar 17	OKLAHOMA STAT	*c	4	0	1	0	0	0	0	1	0	0	0	0	0	0	0	10	0	0	.278
Mar 19	OKLAHOMA STAT	*c	3	3	2	0	1	0	0	1	0	0	0	0	0	0	0	5	2	0	.298
Mar 24	at Texas	*c	3	0	0	0	0	0	0	0	0	0	0	0	0	0	2	1	2	0	.283
Mar 25	at Texas	ph/3	0	0	0	0	0	0	0	0	0	0	0	0	0	0	0	0	0	0	.283
Mar 26	at Texas	1b	0	0	0	0	0	0	0	0	0	0	0	0	0	0	0	0	0	0	.283
Mar 28	at New Mexico	*c	5	1	3	1	0	0	0	0	0	0	0	0	0	0	0	12	0	1	.308
Mar 31	TCU	*c	5	2	3	5	1	0	1	1	0	0	0	0	0	0	1	11	2	0	.329
Apr 02	TCU	*c	3	0	0	1	0	0	0	0	0	0	0	0	1	1	1	8	0	0	.315
Apr 07	NORTH DAKOTA	*3b	2	0	0	0	0	0	0	2	0	0	0	0	0	0	0	0	3	1	.307
Apr 08	NORTH DAKOTA	*c	4	0	0	0	0	0	0	1	0	0	0	0	0	0	0	9	0	0	.291
Apr 08	NORTH DAKOTA	*dh	3	0	0	0	0	0	0	0	0	0	1	0	0	0	0	0	0	0	.280
Apr 10	at Stanford	*3b/2	4	1	2	1	0	0	0	0	0	0	0	0	0	0	1	3	4	0	.291
Apr 11	at Stanford	*2b/c	5	2	2	3	0	0	1	0	0	0	0	0	0	0	1	6	4	0	.297
Apr 14	at Oklahoma	*c	4	1	0	0	0	0	0	2	0	0	0	0	0	0	1	13	0	0	.284
Apr 16	at Oklahoma	*c	3	0	0	0	0	0	0	0	0	0	0	0	0	0	1	8	0	1	.276
Apr 19	GRAND CANYON	*c	4	1	1	2	0	0	1	0	0	0	0	0	0	0	0	4	0	0	.275
Apr 21	BAYLOR	*c	3	1	0	0	0	0	0	2	0	0	0	0	0	0	1	14	0	0	.267
Apr 22	BAYLOR-2	*c	4	0	2	1	1	0	0	0	0	0	0	0	0	0	2	11	0	0	.275
Apr 29	at Kansas State	*c	3	1	1	1	1	0	0	0	0	0	1	0	0	0	1	14	0	0	.277
May 05	SAM HOUSTON	*c	4	1	2	0	0	0	0	1	0	0	0	0	0	0	0	9	1	0	.284
May 06	SAM HOUSTON	*2b	1	1	1	1	1	0	0	0	0	0	0	0	0	0	0	0	0	0	.291
May 07	SAM HOUSTON	*c	3	0	1	2	0	0	0	1	0	0	0	0	0	1	0	3	1	0	.292
May 09	ABILENE CHRISTI	*c	4	2	4	6	1	0	1	1	0	0	0	0	0	0	0	7	0	0	.315
May 12	at West Virginia	*c	4	0	1	0	0	0	0	0	0	0	0	0	0	0	0	12	2	0	.312
May 13	at West Virginia	*c	3	0	1	0	0	0	0	0	0	0	0	0	0	0	0	5	0	0	.313
May 18	KANSAS	*c	4	0	0	0	0	0	0	0	0	0	0	0	0	0	2	13	1	0	.304
May 20	KANSAS	*c	4	2	2	6	0	0	2	0	0	0	0	0	0	1	0	6	1	0	.309
May 24	vs West Virginia	*c	3	1	3	1	0	0	0	2	0	0	0	0	0	0	0	9	1	0	.324
May 25	vs Oklahoma	*dh	4	3	1	0	0	0	0	1	0	0	0	0	0	0	0	0	0	0	.322
May 27	vs Oklahoma State	*c	4	1	1	1	0	0	1	0	0	0	0	0	0	0	1	10	1	1	.320
May 27	vs Oklahoma State	*dh	5	1	1	3	0	0	1	0	0	0	0	0	0	0	3	0	0	0	.316
Totals		40gs	155	39	49	49	10	0	11	25	2	1	4	0	4	3	31	312	43	8	.316

On base pct. .415 • Slugging pct. .594

Career Stats

Year	avg	gp-gs	ab	r	h	2b	3b	hr	rbi	tb	slg%	bb	hbp	so	gdp	ob%	sf	sh	sb-att	po	a	e	fld%
2022	.260	59-58	215	42	56	11	0	6	40	85	.395	35	5	37	2	.369	5	1	4-4	514	38	7	.987
2023	.316	45-40	155	39	49	10	0	11	49	92	.594	25	4	31	3	.415	4	0	2-3	312	43	8	.978
TOTAL	.284	104-98	370	81	105	21	0	17	89	177	.478	60	9	68	5	.388	9	1	6-7	826	81	15	.984



9

ZAC VOOLETICH

INFIELD/OUTFIELD

Senior | 5th Yr. (2nd at Tech) | R/R | 5-10 | 190

San Antonio, TX | Brandeis HS | Navarro College

CAREER HIGHS

Hits: 3, 6 times

Doubles: 1, 18 times

Triples: 1, Grand Canyon, Apr 19, 2023 ;

Sam Houston, May 06, 2023

Home runs: 1, 4 times

Total bases: 6, North Dakota State, Apr 08, 2023 ; Sam

Houston, May 07, 2023

RBI: 5, Merrimack, Mar 04, 2022

Runs scored: 3, New Mexico, Mar 15, 2022 ; Abilene Christian,

May 09, 2023

Walks: 3, Merrimack, Mar 05, 2022 ; Kansas, May 20, 2023

Hit by pitch: 1, 6 times

PERSONAL: Born in Houston, Texas ... son of Dan Vooletich who played college football at the University of North Carolina and Shannon Cantu who played golf at Indiana University ... brother of Luke and Cole Cantu ... Business Management major.

NOTES: Versatile player who saw action in the outfield and infield for the Red Raiders in 2022 ... also practiced the catcher position leading into the 2023 season ... first Texas Tech home run came vs. K-State on 4/10/22, sparking come-from-behind win.

WALK-UP SONG: 50 Cent - When it Rains it Pours

2023 Game-By-Game Stats

#9 Zac Vooletich - 35 games (All games)

Date	Opponent	Pos	AB	R	H	RBI	2B	3B	HR	BB	SB	CS	HBP	SAC	SF	GDP	K	PO	A	E	Avg
Feb 19	GONZAGA	ph	1	0	0	0	0	0	0	0	0	0	0	0	0	0	0	0	0	0	.000
Feb 20	GONZAGA	ph	1	1	1	0	1	0	0	0	0	0	0	0	0	0	0	0	0	0	.500
Feb 26	WESTERN ILLINO	*dh	5	2	2	0	0	0	0	0	0	0	1	0	0	0	0	0	0	0	.429
Mar 10	IOWA	ph	1	0	0	0	0	0	0	0	0	0	0	0	0	0	0	0	0	0	.375
Mar 12	IOWA	ph	1	0	0	0	0	0	0	0	0	0	0	0	0	0	0	0	0	0	.333
Mar 17	OKLAHOMA STAT	ph/of	1	0	0	0	0	0	0	0	0	0	0	0	0	0	0	1	0	0	.300
Mar 18	OKLAHOMA STAT	ph	1	0	0	0	0	0	0	0	0	0	0	0	0	0	0	0	0	0	.273
Mar 25	at Texas	pr/of	0	1	0	0	0	0	0	0	0	0	0	0	0	0	0	0	0	0	.273
Apr 07	NORTH DAKOTA	*dh	3	0	0	0	0	0	0	0	0	0	0	0	0	0	0	0	0	0	.214
Apr 08	NORTH DAKOTA	*2b	3	2	2	2	1	0	1	1	0	0	0	0	0	0	1	2	4	0	.294
Apr 08	NORTH DAKOTA	*2b	3	0	2	1	0	0	0	1	2	0	0	0	0	0	0	1	4	0	.350
Apr 10	at Stanford	*of	2	1	1	0	0	0	0	2	0	0	0	0	0	0	0	1	0	0	.364
Apr 11	at Stanford	*of	5	1	1	0	0	0	0	0	0	0	0	0	0	1	1	0	0	0	.333
Apr 14	at Oklahoma	*of	5	1	1	0	1	0	0	0	0	0	0	0	0	1	1	4	0	0	.312
Apr 15	at Oklahoma	*of	5	0	3	0	1	0	0	0	0	0	0	0	0	0	0	0	0	0	.351
Apr 16	at Oklahoma	*of	3	0	1	0	1	0	0	0	0	0	0	0	0	0	0	1	1	0	.350
Apr 18	GRAND CANYON	*of	4	1	2	0	0	0	0	0	0	1	0	0	0	0	1	0	0	0	.364
Apr 19	GRAND CANYON	*of	5	0	3	0	0	1	0	0	0	0	0	0	0	0	0	0	0	0	.388
Apr 25	at Abilene Christian	*of	4	2	2	2	0	0	1	0	0	0	0	0	0	0	1	1	0	0	.396
Apr 29	at Kansas State	*dh	4	1	2	0	1	0	0	0	0	0	1	0	0	0	0	0	0	0	.404
Apr 30	at Kansas State	*dh	5	1	1	0	0	0	0	0	0	0	0	0	0	0	1	0	0	0	.387
May 05	SAM HOUSTON	*dh	4	1	2	1	0	0	0	1	0	0	0	0	0	0	0	0	0	0	.394
May 06	SAM HOUSTON	*of	4	1	2	0	0	1	0	0	0	0	0	0	0	0	0	4	0	0	.400
May 07	SAM HOUSTON	*of	4	2	3	3	0	0	1	0	0	0	0	0	1	0	1	0	0	0	.419
May 09	ABILENE CHRISTI	*of	3	3	3	0	1	0	0	1	0	0	1	0	0	0	0	1	0	0	.442
May 12	at West Virginia	*of	5	0	0	0	0	0	0	0	0	0	0	0	0	0	2	2	0	0	.415
May 13	at West Virginia	*dh	4	1	1	1	0	0	1	0	0	0	0	0	0	0	0	0	0	0	.407
May 14	at West Virginia	*of	5	0	2	0	1	0	0	0	0	0	0	0	0	0	2	1	0	0	.407
May 18	KANSAS	*dh	4	0	2	0	0	0	0	0	0	0	0	0	0	0	0	0	0	0	.411
May 19	KANSAS	*dh	4	0	2	0	1	0	0	1	0	0	0	0	0	0	0	0	0	0	.414
May 20	KANSAS	*of	2	2	1	2	1	0	0	3	0	0	0	0	0	0	0	2	0	0	.416
May 24	vs West Virginia	*dh	5	1	2	0	0	0	0	0	0	0	0	0	0	0	1	0	0	0	.415
May 25	vs Oklahoma	*of	5	1	3	1	0	0	0	0	0	0	0	0	0	0	0	2	0	0	.423
May 27	vs Oklahoma State	*dh	4	0	0	0	0	0	0	0	0	0	0	0	0	1	2	0	0	0	.409
May 27	vs Oklahoma State	*of	3	1	1	0	0	0	0	0	0	0	0	0	0	0	1	1	0	0	.407
Totals		28gs	118	27	48	13	10	2	3	11	2	1	3	0	1	3	15	24	9	0	.407

On base pct. .466 • Slugging pct. .602

Career Stats

Year	avg	gp-gs	ab	r	h	2b	3b	hr	rbi	tb	slg%	bb	hbp	so	gdp	ob%	sf	sh	sb-att	po	a	e	fld%
2022	.279	27-15	68	20	19	8	0	1	18	30	.441	12	3	15	2	.405	1	1	0-0	19	3	0	1.000
2023	.407	35-28	118	27	48	10	2	3	13	71	.602	11	3	15	3	.466	1	0	2-3	24	9	0	1.000
TOTAL	.360	62-43	186	47	67	18	2	4	31	101	.543	23	6	30	5	.442	2	1	2-3	43	12	0	1.000



10

TY COLEMAN

INFIELD/OUTFIELD

Senior | 5th Yr. (2nd at Tech) | R/R | 5-9 | 195

Midland, TX | Midland Lee HS | Texas A&M

CAREER HIGHS

Hits: 5, Gonzaga, Feb 19, 2023
 Doubles: 2, Baylor, Apr 21, 2023 ; Gonzaga, Feb 19, 2023 ; Kent State, Feb 27, 2022
 Home runs: 2, Grand Canyon, Apr 18, 2023 ; Kent State, Feb 27, 2022 ; Stephen F. Austin, Mar 29, 2022
 Total bases: 11, Stephen F. Austin, Mar 29, 2022
 RBI: 5, Stephen F. Austin, Mar 29, 2022
 Runs scored: 4, Baylor, Apr 21, 2023
 Walks: 2, 4 times
 Hit by pitch: 1, 9 times

PERSONAL: Born Aug. 4 in Bryan, Texas to David and Terri Coleman... brother, Hunter Coleman played baseball for Texas A&M ... University Studies major and plans to work as a salesman or coach baseball after graduation... enjoys hunting and fishing.

NOTES: Named a 2023 first-team preseason All-American by Collegiate Baseball ... following debut season at Tech, earned All-Big 12 honorable mention nod ... transferred after three seasons at Texas A&M ... was a third-team all-state shortstop in high school.

WALK-UP SONG: Toby Keith - As Good As I Once Was

2023 Game-By-Game Stats

#10 Ty Coleman - 34 games (All games)

Date	Opponent	Pos	AB	R	H	RBI	2B	3B	HR	BB	SB	CS	HBP	SAC	SF	GDP	K	PO	A	E	Avg
Feb 17	GONZAGA	*dh	3	1	1	0	0	0	0	0	0	0	1	0	0	1	0	0	0	0	.333
Feb 18	GONZAGA	*dh	4	1	1	2	1	0	0	0	0	0	0	0	0	0	2	0	0	0	.286
Feb 19	GONZAGA	*dh	5	3	5	3	2	0	0	0	0	0	0	0	0	0	0	0	0	0	.583
Feb 20	GONZAGA	*dh	3	0	0	1	0	0	0	1	0	0	0	0	1	0	1	0	0	0	.467
Feb 24	WESTERN ILLINO	*dh	3	0	0	0	0	0	0	0	0	0	0	0	0	1	0	0	0	0	.389
Mar 04	vs Michigan	ph	0	0	0	0	0	0	0	0	0	0	1	0	0	0	0	0	0	0	.389
Mar 05	vs Texas A&M	*dh	5	1	1	0	0	0	0	1	0	0	0	0	0	0	2	0	0	0	.348
Mar 07	NEW MEXICO	*dh	4	0	1	1	0	0	0	0	0	0	0	0	0	1	0	0	0	0	.333
Mar 17	OKLAHOMA STAT	*dh	4	0	0	1	0	0	0	1	0	0	0	0	1	0	1	0	0	0	.290
Mar 18	OKLAHOMA STAT	*dh	4	1	2	1	0	0	1	0	0	0	0	0	0	0	0	0	0	0	.314
Mar 19	OKLAHOMA STAT	*dh	3	0	0	0	0	0	0	1	0	0	0	0	0	1	2	0	0	0	.289
Mar 24	at Texas	*dh	2	0	1	0	0	0	0	2	0	1	0	0	0	0	0	0	0	0	.300
Mar 25	at Texas	*dh	4	0	0	0	0	0	0	0	0	0	0	0	0	0	0	0	0	0	.273
Mar 31	TCU	ph	0	1	0	1	0	0	0	0	0	0	1	0	0	0	0	0	0	0	.273
Apr 02	TCU	*dh	5	0	1	0	0	0	0	0	0	0	0	0	0	0	1	0	0	0	.265
Apr 08	NORTH DAKOTA	*dh	4	0	0	0	0	0	0	0	0	0	0	0	0	0	1	0	0	0	.245
Apr 11	at Stanford	*dh	4	3	2	1	1	0	0	2	0	0	0	0	0	0	0	0	0	0	.263
Apr 14	at Oklahoma	*dh	5	0	1	0	1	0	0	0	0	0	0	0	0	0	2	0	0	0	.258
Apr 15	at Oklahoma	*dh	4	2	0	0	0	0	0	1	0	0	0	0	0	0	0	0	0	0	.242
Apr 16	at Oklahoma	*dh	4	1	1	0	0	0	0	0	1	0	0	0	0	0	0	0	0	0	.243
Apr 18	GRAND CANYON	*dh	4	2	2	3	0	0	2	0	0	0	0	0	0	0	0	0	0	0	.257
Apr 19	GRAND CANYON	*dh	4	2	1	1	1	0	0	1	0	0	0	0	0	0	0	0	0	0	.256
Apr 21	BAYLOR	*dh	5	4	4	2	2	0	1	0	0	0	0	0	0	0	0	0	0	0	.289
Apr 22	BAYLOR-1	*dh	3	2	0	0	0	0	0	1	0	0	1	0	0	0	1	0	0	0	.279
Apr 22	BAYLOR-2	*dh	4	0	1	1	1	0	0	0	0	0	1	0	0	0	0	0	0	0	.278
Apr 25	at Abilene Christian	*dh	4	0	0	1	0	0	0	1	0	0	0	0	0	0	1	0	0	0	.266
Apr 28	at Kansas State	*dh	4	1	0	0	0	0	0	1	0	0	0	0	0	0	1	0	0	0	.255
May 05	SAM HOUSTON	3b	4	3	3	3	1	0	0	0	0	0	0	0	0	0	0	1	0	1	.275
May 06	SAM HOUSTON	*3b	4	0	0	0	0	0	0	0	0	0	0	0	0	1	0	1	3	0	.264
May 07	SAM HOUSTON	*dh	3	2	1	1	0	0	1	0	0	0	1	0	0	0	1	0	0	0	.266
May 12	at West Virginia	*dh	3	2	2	1	0	0	1	0	0	0	0	0	0	0	0	0	0	0	.277
May 14	at West Virginia	*dh	4	0	0	0	0	0	0	0	0	0	0	0	0	1	0	0	0	0	.267
May 20	KANSAS	*dh	4	0	0	0	0	0	0	1	0	0	0	0	0	0	1	0	0	0	.258
May 27	vs Oklahoma State	ph/2	2	0	0	0	0	0	0	0	0	0	0	0	0	1	1	0	0	0	.254
Totals		30gs	122	32	31	24	10	0	5	15	1	1	6	0	2	7	18	2	3	1	.254

On base pct. .359 • Slugging pct. .459

Career Stats

Year	avg	gp-gs	ab	r	h	2b	3b	hr	rbi	tb	slg%	bb	hbp	so	gdp	ob%	sf	sh	sb-att	po	a	e	fld%
2022	.318	55-54	223	38	71	14	0	8	59	109	.489	17	4	26	6	.374	2	1	0-0	5	0	0	1.000
2023	.254	34-30	122	32	31	10	0	5	24	56	.459	15	6	18	7	.359	2	0	1-2	2	3	1	.833
TOTAL	.296	89-84	345	70	102	24	0	13	83	165	.478	32	10	44	13	.368	4	1	1-2	7	3	1	.909



13

GAVIN KASH

INFIELD

Sophomore | 2nd Yr. (1st at Tech) | L/R | 6-3 | 210

Sour Lake, TX | Monsignor Kelly Catholic HS / Texas

CAREER HIGHS

Hits: 5, Air Force, Mar 01, 2023

Doubles: 2, Western Illinois, Feb 25, 2023

Triples: 1, Gonzaga, Feb 19, 2023 ; Gonzaga, Feb 20, 2023 ; at Texas, Mar 26, 2023

Home runs: 2, 4 times

Total bases: 12, Western Illinois, Feb 25, 2023

RBI: 6, at Oklahoma, Apr 14, 2023 ; Western Illinois, Feb 25, 2023

Runs scored: 4, Western Illinois, Feb 25, 2023 ; TCU, Mar 31, 2023

Walks: 3, Kansas, May 20, 2023

Hit by pitch: 1, at Texas, Mar 26, 2023

PERSONAL: Son of Samuel and Courtne Kash ... has two brothers, Grady and Greyson.

NOTES: Appeared 16 times on the field for the University of Texas last season ... made two starts at DH and two at first base ... in high school, spent four consecutive years as Perfect Game's top first baseman in the State of Texas ... Perfect Game Top 10 2020 and 2021 corner infielder ... 2020 Perfect Game National Showcase Top Prospect Team ... Flat Bill Top 25 Private School player in Texas 2020.

WALK-UP SONG: KB ft. Lecrae - Church Clap

2023 Game-By-Game Stats

#13 Gavin Kash - 60 games (All games)

Date	Opponent	Pos	AB	R	H	RBI	2B	3B	HR	BB	SB	CS	HBP	SAC	SF	GDP	K	PO	A	E	Avg
Feb 17	GONZAGA	*1b	2	1	2	3	0	0	1	1	0	0	0	0	1	0	9	0	0	1.000	
Feb 18	GONZAGA	*1b	3	0	1	1	0	0	0	2	0	0	0	0	0	0	2	10	1	0	.600
Feb 19	GONZAGA	*1b	4	2	3	2	0	1	0	1	0	0	0	0	0	0	0	11	0	0	.667
Feb 20	GONZAGA	*1b	4	1	3	2	0	1	0	0	0	0	0	0	0	0	1	12	0	0	.692
Feb 24	WESTERN ILLINO	*1b	3	1	0	0	0	0	0	1	0	0	0	0	0	0	0	11	0	0	.562
Feb 25	WESTERN ILLINO	*1b	6	4	4	6	2	0	2	0	0	0	0	0	0	0	1	8	0	0	.591
Feb 25	WESTERN ILLINO	*1b	3	1	1	0	1	0	0	1	0	0	0	0	0	0	0	10	3	0	.560
Feb 26	WESTERN ILLINO	*1b	5	2	2	2	0	0	0	1	0	0	0	0	0	0	2	9	1	1	.533
Feb 28	AIR FORCE	*1b	3	1	0	0	0	0	0	1	0	0	0	0	0	0	1	14	0	0	.485
Mar 01	AIR FORCE	*1b	6	2	5	3	1	0	1	0	2	0	0	0	0	0	0	7	0	2	.535
Mar 03	vs Rice	*1b	4	0	1	0	1	0	0	0	0	0	0	0	0	0	2	5	2	0	.512
Mar 04	vs Michigan	*1b	2	0	0	1	0	0	0	2	0	0	0	0	1	0	0	6	0	0	.489
Mar 05	vs Texas A&M	*1b	6	1	2	0	0	0	0	1	0	0	0	0	0	0	0	10	1	0	.471
Mar 07	NEW MEXICO	*1b	5	1	2	0	0	0	0	0	0	0	0	0	0	0	1	7	0	0	.464
Mar 10	IOWA	*1b	4	1	2	2	0	0	0	0	0	0	0	0	1	0	0	4	2	0	.467
Mar 11	IOWA	*1b	4	1	2	1	0	0	1	0	0	0	0	0	0	0	2	9	0	0	.469
Mar 12	IOWA	*1b	3	1	1	3	0	0	1	2	0	0	0	0	0	0	1	9	1	0	.463
Mar 14	UT ARLINGTON	*1b	4	1	2	2	1	0	0	1	0	0	0	0	0	0	1	10	1	0	.465
Mar 15	UT ARLINGTON	*1b	5	3	4	5	0	0	1	0	0	0	0	0	0	0	0	9	1	0	.487
Mar 17	OKLAHOMA STAT	*1b	6	1	1	1	1	0	0	0	0	0	0	0	0	0	2	11	1	0	.463
Mar 18	OKLAHOMA STAT	*1b	5	0	1	0	0	0	0	0	0	0	0	0	0	0	2	5	1	0	.448
Mar 19	OKLAHOMA STAT	*1b	4	1	1	0	0	0	0	0	0	0	0	0	0	0	1	8	2	0	.440
Mar 24	at Texas	*1b	3	1	1	1	0	0	1	1	0	0	0	0	0	0	1	9	0	0	.436
Mar 25	at Texas	*1b	5	0	1	2	0	0	0	0	0	0	0	0	0	0	2	6	1	0	.424
Mar 26	at Texas	*1b	4	2	3	1	0	1	1	0	0	0	1	0	0	0	0	7	1	0	.437
Mar 28	at New Mexico	*1b	5	0	0	0	0	0	0	0	0	0	0	0	0	0	1	4	0	0	.417
Mar 31	TCU	*1b	6	4	4	3	1	0	2	0	0	0	0	0	0	0	1	9	0	2	.430
Apr 01	TCU	*1b	5	1	1	3	0	0	1	0	0	0	0	0	0	0	1	10	0	0	.420
Apr 02	TCU	*1b	4	1	2	2	1	0	0	1	0	0	0	0	0	0	0	9	1	0	.423
Apr 07	NORTH DAKOTA	*1b	4	0	0	0	0	0	0	0	0	0	0	0	0	1	1	10	1	0	.409
Apr 08	NORTH DAKOTA	*1b	5	1	1	0	0	0	0	0	0	0	0	0	0	0	2	11	0	0	.402
Apr 08	NORTH DAKOTA	*1b	4	1	1	3	0	0	1	0	0	0	0	0	0	0	2	8	1	0	.397
Apr 10	at Stanford	*1b	5	1	2	0	0	0	0	0	0	0	0	0	0	0	1	11	0	0	.397
Apr 11	at Stanford	*1b	3	1	1	1	0	0	0	2	0	0	0	0	0	0	2	8	0	0	.396
Apr 14	at Oklahoma	*1b	4	2	3	6	0	0	2	1	0	0	0	0	1	0	0	7	0	0	.405
Apr 15	at Oklahoma	*1b	4	2	2	3	0	0	1	1	0	0	0	0	0	0	0	9	0	0	.408
Apr 16	at Oklahoma	*1b	4	0	1	0	1	0	0	0	0	0	0	0	0	0	0	11	0	0	.404
Apr 18	GRAND CANYON	*1b	3	1	1	2	0	0	1	1	0	0	0	0	0	0	1	11	0	0	.403
Apr 19	GRAND CANYON	*1b	5	3	4	5	0	0	2	0	0	0	0	0	0	0	0	12	1	0	.415
Apr 21	BAYLOR	*1b	5	1	1	1	0	0	1	0	0	0	0	0	0	0	1	7	0	0	.408
Apr 22	BAYLOR-1	*1b	3	1	0	0	0	0	0	2	0	0	0	0	0	0	2	8	1	0	.401
Apr 22	BAYLOR-2	*1b	4	1	0	0	0	0	0	1	0	0	0	0	0	0	2	8	0	0	.392
Apr 25	at Abilene Christian	*1b	4	2	2	2	1	0	1	1	0	0	0	0	0	0	1	13	1	0	.394
Apr 28	at Kansas State	*1b	3	0	1	1	0	0	0	1	0	0	0	0	0	0	1	6	1	0	.393
Apr 29	at Kansas State	*1b	4	0	0	0	0	0	0	1	0	0	0	0	0	0	0	5	0	1	.385
Apr 30	at Kansas State	*1b	4	1	1	0	0	0	0	1	0	0	0	0	0	0	2	7	0	0	.382
May 05	SAM HOUSTON	*1b	5	1	2	4	0	0	1	0	0	0	0	0	0	0	1	7	2	0	.383
May 06	SAM HOUSTON	*1b	4	0	0	0	0	0	0	0	0	0	0	0	0	0	0	10	1	0	.375
May 07	SAM HOUSTON	*1b	4	1	0	0	0	0	0	1	0	0	0	0	0	0	0	12	3	0	.368
May 09	ABILENE CHRISTI	*1b	3	1	1	2	0	0	0	0	0	0	0	0	2	0	1	8	0	0	.367
May 12	at West Virginia	*1b	3	1	0	0	0	0	0	1	0	0	0	0	0	0	0	7	1	0	.362
May 13	at West Virginia	*1b	4	0	0	0	0	0	0	0	0	0	0	0	0	0	1	8	0	0	.355
May 14	at West Virginia	*1b	3	0	1	0	0	0	0	1	0	0	0	0	0	0	1	6	1	0	.355
May 18	KANSAS	*1b	4	1	1	0	0	0	0	0	0	0	0	0	0	0	0	5	1	0	.353
May 19	KANSAS	*1b	5	1	1	2	0	0	1	0	0	0	0	0	1	0	2	8	0	0	.350
May 20	KANSAS	*1b	2	3	1	1	1	0	0	3	0	0	0	0	0	0	0	5	1	0	.351
May 24	vs West Virginia	*1b	5	1	2	1	0	0	1	0	0	0	0	0	0	0	2	4	0	0	.352
May 25	vs Oklahoma	*1b	5	1	0	0	0	0	0	0	0	0	0	0	0	0	0	11	2	0	.345
May 27	vs Oklahoma State	*1b	3	0	0	0	0	0	0	0	0	0	0	0	0	0	2	5	0	0	.340
May 27	vs Oklahoma State	*1b	5	1	0	1	0	0	0	0	0	0	0	0	0	0	1	4	0	1	.333
Totals		60gs	246	65	82	81	12	3	24	34	2	0	1	0	7	1	54	500	38	7	.333

On base pct. .406 • Slugging pct. .699



15

WILL BURNS

INFIELD

Freshman | 1st Yr. | R/R | 6-2 | 180

Mission Viejo, CA | Trabuco Hills HS

CAREER HIGHS

Hits: 2, Iowa, Mar 10, 2023 ; Iowa, Mar 10, 2023

Doubles: 1, Iowa, Mar 10, 2023 ; Iowa, Mar 10, 2023

Triples: 1, Iowa, Mar 10, 2023 ; Iowa, Mar 10, 2023

Total bases: 5, Iowa, Mar 10, 2023 ; Iowa, Mar 10, 2023

RBI: 2, Gonzaga, Feb 19, 2023 ; Gonzaga, Feb 19, 2023

Runs scored: 2, 4 times

Walks: 3, New Mexico, Mar 07, 2023 ; New Mexico, Mar 07, 2023

2023 ; Abilene Christian, May 09, 2023

Hit by pitch: 1, Gonzaga, Feb 19, 2023 ; Gonzaga, Feb 19, 2023

PERSONAL: Born in Laguna Beach, Calif. ... son of John and Marianne Burns, and brother John ... will walk on to the Texas Tech football team and play quarterback, Tech was one of two schools open to dual sports joining Stanford ... majoring in Biology.

NOTES: Graduated high school following fall semester of senior year (Dec. 2022) and elected to forego senior baseball season ... Prep Baseball Report ranks the shortstop/third baseman No. 12 in California ... the dual-sport athlete was the Sea View League co-MVP in football, at quarterback, this past fall 2022 season.

WALK-UP SONG: Redbone - Come and Get Your Love

2023 Game-By-Game Stats

#15 Will Burns - 25 games (All games)

Date	Opponent	Pos	AB	R	H	RBI	2B	3B	HR	BB	SB	CS	HBP	SAC	SF	GDP	K	PO	A	E	Avg
Feb 19	GONZAGA	*ss	2	0	0	2	0	0	0	1	0	0	1	0	1	0	1	1	4	0	.000
Feb 20	GONZAGA	*ss	4	0	0	0	0	0	0	0	0	0	0	0	0	0	0	0	4	2	.000
Feb 25	WESTERN ILLINO	pr/ph	1	1	0	0	0	0	0	0	0	0	0	0	0	0	0	1	1	0	.000
Feb 25	WESTERN ILLINO	*ss	3	0	0	0	0	0	0	0	0	0	0	0	0	0	1	3	4	0	.000
Feb 26	WESTERN ILLINO	*ss	4	1	1	0	0	0	0	1	0	0	0	0	0	0	3	2	3	0	.071
Feb 28	AIR FORCE	*ss	4	2	1	0	0	0	0	0	1	0	0	0	0	0	1	0	6	0	.111
Mar 01	AIR FORCE	3b	0	0	0	0	0	0	0	0	0	0	0	0	0	0	0	0	0	0	.111
Mar 04	vs Michigan	*ss	3	1	1	1	0	0	0	2	0	0	0	0	0	0	1	1	1	1	.143
Mar 05	vs Texas A&M	*ss	4	0	0	0	0	0	0	0	0	0	0	0	0	0	4	2	3	0	.120
Mar 07	NEW MEXICO	*ss	1	0	0	0	0	0	0	3	0	0	0	0	0	0	0	1	2	0	.115
Mar 10	IOWA	*ss	5	2	2	1	1	1	0	0	0	0	0	0	0	0	2	2	2	1	.161
Mar 11	IOWA	*ss	0	0	0	0	0	0	0	0	0	0	0	0	0	0	0	0	1	0	.161
Mar 18	OKLAHOMA STAT	ss	1	0	0	0	0	0	0	0	0	0	0	0	0	0	1	0	0	0	.156
Mar 25	at Texas	ss	0	0	0	0	0	0	0	0	0	0	0	0	0	0	0	0	0	0	.156
Mar 28	at New Mexico	ss	1	0	0	0	0	0	0	0	0	0	0	0	0	0	0	0	0	0	.152
Apr 10	at Stanford	*ss	4	1	1	1	0	0	0	0	0	0	0	0	0	0	2	3	5	0	.162
Apr 16	at Oklahoma	ss	0	0	0	0	0	0	0	0	0	0	0	0	0	0	0	0	1	0	.162
Apr 18	GRAND CANYON	*ss	3	0	0	0	0	0	0	1	0	0	0	0	0	0	1	2	4	0	.150
Apr 25	at Abilene Christian	*ss	2	1	1	0	0	0	0	1	0	0	0	0	0	0	1	1	3	0	.167
May 05	SAM HOUSTON	ss	0	0	0	0	0	0	0	0	0	0	0	0	0	0	0	0	0	0	.167
May 06	SAM HOUSTON	*ss	3	0	1	1	0	0	0	0	0	0	0	0	0	0	1	2	4	1	.178
May 07	SAM HOUSTON	*ss	3	1	1	0	0	0	0	1	0	0	0	0	0	0	0	2	5	0	.188
May 09	ABILENE CHRISTI	*ss	2	1	0	1	0	0	0	3	0	0	0	0	0	0	2	0	3	1	.180
May 13	at West Virginia	ss	1	0	0	0	0	0	0	0	0	0	0	0	0	0	1	1	2	0	.176
May 27	vs Oklahoma State	ph/ss	2	0	0	0	0	0	0	0	0	0	0	0	0	0	1	0	1	0	.170
Totals		16gs	53	11	9	7	1	1	0	13	1	0	1	0	1	0	23	24	59	6	.170

On base pct. .338 • Slugging pct. .226



20

AUSTIN GREEN

INFIELD/OUTFIELD

Junior | 3rd Yr. (1st at Tech) | S/R | 6-0 | 195

Diana, TX | New Diana HS | Weatherford College

CAREER HIGHS

Hits: 3, 6 times
 Doubles: 1, 13 times
 Triples: 2, vs Michigan, Mar 04, 2023
 Home runs: 1, 11 times
 Total bases: 7, vs Michigan, Mar 04, 2023 ; UT Arlington, Mar 14, 2023 ; Kansas, May 19, 2023
 RBI: 5, Oklahoma State, Mar 19, 2023
 Runs scored: 5, Air Force, Mar 01, 2023
 Walks: 3, Gonzaga, Feb 20, 2023 ; Air Force, Mar 01, 2023 ; at West Virginia, May 14, 2023
 Hit by pitch: 2, TCU, Apr 02, 2023

PERSONAL: Parents are Misty and Jerry Green ... sibling to Levi and Chloe ... chose Tech over TCU, Dallas Baptist, Texas State, and Houston.

NOTES: Spent two seasons (2021-22) at Weatherford College, compiling a .323 career batting average ... last full high school season was a utility junior year in 2019 at New Diana going 8-3 on the hill with a 1.29 ERA, 89 strikeouts and 13 walks in 54 innings while hitting .368 with 12 doubles, three triples, a home run, 25 RBI, 32 runs scored and was 16-for-16 on stolen base attempts.

WALK-UP SONG: Ric Flair Drip - Metro Boomin

2023 Game-By-Game Stats

#20 Austin Green - 55 games (All games)

Date	Opponent	Pos	AB	R	H	RBI	2B	3B	HR	BB	SB	CS	HBP	SAC	SF	GDP	K	PO	A	E	Avg
Feb 17	GONZAGA	*2b	3	1	1	4	0	0	1	1	0	0	0	0	0	0	0	2	6	1	.333
Feb 18	GONZAGA	*2b	4	1	2	2	1	0	0	0	0	0	1	0	0	0	0	2	3	0	.429
Feb 19	GONZAGA	*2b	4	2	1	0	0	0	0	0	0	0	1	0	0	0	0	2	5	0	.364
Feb 20	GONZAGA	*2b	3	1	0	2	0	0	0	3	0	0	0	0	0	0	2	0	1	0	.286
Feb 24	WESTERN ILLINO	*2b	2	1	1	3	0	0	1	0	0	0	0	0	2	0	0	1	3	0	.312
Feb 25	WESTERN ILLINO	*2b	1	2	0	2	0	0	0	2	0	0	0	0	2	0	0	1	4	1	.294
Feb 25	WESTERN ILLINO	*2b	2	1	1	1	1	0	0	1	0	0	0	0	1	0	0	2	4	0	.316
Feb 26	WESTERN ILLINO	*2b	6	1	3	3	0	0	0	0	0	0	0	0	0	0	0	1	3	1	.360
Feb 28	AIR FORCE	*2b	3	0	0	1	0	0	0	0	0	0	0	0	1	0	0	1	4	0	.321
Mar 01	AIR FORCE	*2b	2	5	2	1	1	0	0	3	0	0	1	0	0	0	0	1	4	0	.367
Mar 03	vs Rice	*2b	4	0	1	0	0	0	0	0	0	0	0	0	0	0	0	2	1	1	.353
Mar 04	vs Michigan	*dh	4	2	3	2	0	2	0	1	0	0	0	0	0	0	1	0	0	0	.395
Mar 05	vs Texas A&M	*2b	5	0	1	0	0	0	0	0	0	0	0	0	0	0	1	3	1	0	.372
Mar 10	IOWA	*2b	2	1	0	1	0	0	0	2	0	0	0	0	0	0	0	1	0	0	.356
Mar 12	IOWA	*2b	3	3	2	3	0	0	1	2	0	0	0	0	0	0	0	0	1	0	.375
Mar 14	UT ARLINGTON	*2b	4	2	3	2	1	0	1	1	0	0	0	0	0	0	0	2	2	0	.404
Mar 15	UT ARLINGTON	*2b	4	1	1	0	0	0	0	0	0	0	1	0	0	0	0	6	4	0	.393
Mar 17	OKLAHOMA STAT	*2b	4	1	2	1	0	0	0	2	0	0	0	0	0	0	0	1	3	1	.400
Mar 18	OKLAHOMA STAT	*2b	5	1	2	2	0	0	1	0	0	0	0	0	0	0	2	1	1	0	.400
Mar 19	OKLAHOMA STAT	*2b	2	1	2	5	0	0	1	1	0	0	1	0	0	0	0	2	3	0	.418
Mar 24	at Texas	*2b	4	0	0	0	0	0	0	0	0	0	0	0	0	0	2	0	2	0	.394
Mar 25	at Texas	*2b	3	0	0	0	0	0	0	2	0	0	0	0	0	0	1	3	3	0	.378
Mar 26	at Texas	*2b	3	1	0	0	0	0	0	1	0	0	1	0	0	0	2	3	5	1	.364
Mar 28	at New Mexico	*2b	5	1	3	1	1	0	0	0	0	0	0	0	0	0	0	1	1	0	.378
Mar 31	TCU	*2b	6	2	2	1	0	0	0	0	0	0	0	0	0	0	2	1	2	1	.375
Apr 01	TCU	*2b	4	1	1	0	0	0	0	0	0	0	1	0	0	0	0	2	1	0	.370
Apr 02	TCU	*2b	3	3	1	1	1	0	0	0	0	0	2	0	0	0	0	1	1	0	.368
Apr 07	NORTH DAKOTA	*2b	3	1	1	1	0	0	1	1	0	0	0	0	0	0	1	2	2	1	.367
Apr 10	at Stanford	*dh	4	0	0	0	0	0	0	0	0	0	1	0	0	0	4	0	0	0	.353
Apr 11	at Stanford	*2b	1	1	0	0	0	0	0	2	0	0	0	0	0	0	0	2	1	0	.350
Apr 14	at Oklahoma	*2b	5	0	0	0	0	0	0	1	0	0	0	0	0	0	1	0	3	0	.333
Apr 15	at Oklahoma	*2b	5	0	1	2	0	0	0	0	0	0	0	0	0	0	0	1	2	0	.327
Apr 16	at Oklahoma	*2b	3	0	1	0	1	0	0	0	0	0	0	0	0	0	0	1	3	0	.328
Apr 18	GRAND CANYON	*2b	4	0	1	0	0	0	0	0	0	0	0	0	0	0	1	1	1	0	.325
Apr 19	GRAND CANYON	*2b	3	0	0	0	0	0	0	1	0	0	0	0	0	0	1	4	4	2	.317
Apr 21	BAYLOR	*2b	5	1	3	1	0	0	0	0	0	0	0	0	0	0	0	0	2	0	.328
Apr 22	BAYLOR-1	*2b	4	2	2	2	0	0	0	1	0	0	0	0	0	0	1	1	2	0	.333
Apr 22	BAYLOR-2	*2b	4	1	1	0	1	0	0	0	0	0	0	0	0	0	0	2	4	0	.331
Apr 25	at Abilene Christian	*2b	5	2	2	3	0	0	1	0	0	0	0	0	0	0	0	1	1	0	.333
Apr 28	at Kansas State	*2b	4	0	0	0	0	0	0	0	0	0	0	0	0	0	0	1	3	0	.324
Apr 29	at Kansas State	*2b	5	0	0	0	0	0	0	0	0	0	0	0	0	0	3	1	0	1	.313
Apr 30	at Kansas State	*2b	4	1	1	3	0	0	1	1	0	0	0	0	0	0	0	1	1	0	.312
May 05	SAM HOUSTON	*2b	5	0	1	0	0	0	0	0	0	0	0	0	0	0	1	1	2	0	.308
May 06	SAM HOUSTON	*dh	4	0	0	0	0	0	0	0	0	0	0	0	0	0	0	0	0	0	.301
May 09	ABILENE CHRISTI	*dh	3	1	0	0	0	0	0	2	0	0	0	0	0	0	1	0	0	0	.295
May 12	at West Virginia	*2b	4	0	1	2	1	0	0	0	0	0	0	0	0	0	1	0	1	0	.294
May 13	at West Virginia	*2b	2	0	0	0	0	0	0	0	0	0	1	0	0	0	1	1	3	0	.291
May 14	at West Virginia	*2b	1	2	0	0	0	0	0	3	0	0	0	0	0	0	1	5	1	0	.289
May 18	KANSAS	*2b	3	0	1	0	1	0	0	1	0	0	0	0	0	0	1	0	1	0	.290
May 19	KANSAS	*2b	5	1	3	2	1	0	1	0	0	0	0	0	1	0	1	2	1	0	.298
May 20	KANSAS	*2b	3	2	2	0	1	0	0	2	0	0	0	0	0	0	0	2	1	0	.304
May 24	vs West Virginia	*2b	4	2	1	1	0	0	1	1	0	0	0	0	0	0	1	3	0	0	.303
May 25	vs Oklahoma	*2b	5	1	1	0	1	0	0	0	0	0	0	0	0	0	1	1	5	0	.301
May 27	vs Oklahoma State	*2b	1	0	0	0	0	0	0	1	0	0	0	0	0	0	1	1	3	0	.299
May 27	vs Oklahoma State	*2b	4	0	1	0	0	0	0	1	0	0	0	0	0	0	2	1	2	0	.298
Totals		54gs	198	53	59	55	13	2	11	40	0	0	11	0	7	0	37	77	117	11	.298

On base pct. .430 • Slugging pct. .551



21

MASON MOLINA

LEFT-HANDED PITCHER

Sophomore | 2nd Yr. | R/L | 6-2 | 215

Rancho Santa Margarita, CA | Trabuco Hills HS

CAREER HIGHS

Innings pitched: 7.0, Baylor, Apr 21, 2023

; Kansas, May 18, 2023

Walks allowed: 5, at Oklahoma, Apr 14, 2023

Strikeouts: 13, Kansas, May 18, 2023

Batters faced: 26, Kansas, May 18, 2023

PERSONAL: Born in Irvine, California ... son of Joseph and Dyan Molina ... brother to Logan Molina ... Finance major.

NOTES: Named to Big 12 All-Freshman Team in 2022 ... made nine starts as a true freshman ... was third in the starting rotation over the first seven weeks while eighth start was a midweek on May 3 and ninth was the opening game of the Big 12 tournament (carried a no-hitter through 6.1 IP in the postseason start) ... moved into a bullpen role in early April, owned a 1.96 ERA out of the pen in 11 relief appearances over 18.1 innings of work.

WARM-UP SONG: Guns N' Roses - Welcome to the Jungle

2023 Game-By-Game Stats

#21 Mason Molina - 15 appearances (All games)

Date	Opponent	GS	IP	H	R	ER	BB	SO	2B	3B	HR	WP	BK	HBP	IBB	Score	W-L	Sv	ERA	NP
Feb 18	GONZAGA	*	5.0	1	0	0	3	7	0	0	0	1	0	0	0	10-3	1-0	0	0.00	76
Feb 25	WESTERN ILLINO	*	4.1	7	6	2	3	6	1	0	1	0	0	0	0	24-9	1-0	0	1.93	84
Mar 04	vs Michigan	*	6.0	3	3	3	1	11	1	0	0	0	0	1	0	10-7	2-0	0	2.93	91
Mar 11	IOWA	*	5.0	4	1	0	1	7	2	0	0	0	0	0	0	8-3	2-0	0	2.21	87
Mar 18	OKLAHOMA STAT	*	5.1	4	3	3	3	6	0	0	2	1	0	0	0	4-9	2-1	0	2.81	93
Mar 25	at Texas	*	5.0	3	2	2	2	3	1	0	1	0	0	0	0	5-6	2-1	0	2.93	77
Apr 01	TCU	*	4.1	8	7	7	2	5	3	0	3	0	0	0	0	7-10	2-2	0	4.37	90
Apr 08	NORTH DAKOTA	*	5.1	2	1	1	3	4	1	0	0	0	0	1	0	8-5	3-2	0	4.02	86
Apr 14	at Oklahoma	*	2.2	4	4	4	5	2	2	1	0	0	0	1	0	13-7	3-2	0	4.60	74
Apr 21	BAYLOR	*	7.0	2	0	0	1	12	0	0	0	0	0	0	0	10-1	4-2	0	3.96	106
Apr 28	at Kansas State	*	6.0	6	1	1	0	6	2	0	0	1	0	0	0	2-3	4-2	0	3.70	99
May 05	SAM HOUSTON	*	3.2	6	5	5	2	4	1	0	2	0	0	0	0	12-10	4-2	0	4.22	83
May 12	at West Virginia	*	4.2	3	2	2	4	6	2	0	0	1	1	1	0	5-2	4-2	0	4.20	98
May 18	KANSAS	*	7.0	5	1	1	0	13	1	0	0	1	0	0	0	1-3	4-2	0	3.91	89
May 24	vs West Virginia	*	6.0	4	1	1	3	6	0	0	1	0	0	0	0	6-2	5-2	0	3.72	95
Totals			15	77.1	62	37	32	98	17	1	10	5	1	4	0	125-80	5-2	0	3.72	-

2022 Game-By-Game Stats

#21 Mason Molina - 20 appearances (All games)

Date	Opponent	GS	IP	H	R	ER	BB	SO	2B	3B	HR	WP	BK	HBP	IBB	Score	W-L	Sv	ERA	NP
Feb 20	vs Arizona	*	4.0	3	2	2	3	5	2	0	0	0	1	0	0	2-13	0-1	0	4.50	77
Feb 27	KENT STATE-2	*	3.0	1	1	1	3	7	0	0	0	0	0	0	0	7-5	0-1	0	3.86	74
Mar 05	MERRIMACK-2	*	5.0	2	1	1	4	4	1	0	0	1	0	1	0	20-2	1-1	0	3.00	80
Mar 13	at Rice	*	3.0	3	1	1	2	3	1	0	0	0	0	0	0	7-4	1-1	0	3.00	72
Mar 20	at IOWA	*	5.0	1	2	1	2	8	0	0	0	0	0	0	0	3-6	1-2	0	2.70	83
Mar 27	TEXAS	*	4.2	5	3	3	2	4	1	0	2	0	0	0	0	1-12	1-3	0	3.28	77
Apr 03	at Kansas	*	4.0	7	6	6	1	3	2	1	1	0	0	0	0	5-8	1-4	0	4.71	78
Apr 06	at Grand Canyon	*	1.0	0	0	0	0	1	0	0	0	0	0	0	0	7-8	1-4	0	4.55	13
Apr 10	KANSAS STATE	*	2.0	3	2	1	2	3	2	0	0	0	0	0	0	7-6	1-4	0	4.55	33
Apr 12	vs Oklahoma	*	0.1	1	1	1	0	0	0	0	1	0	0	0	0	9-14	1-4	0	4.78	8
Apr 15	at TCU	*	3.0	1	0	0	0	4	0	0	0	1	0	0	0	3-4	1-4	0	4.37	42
Apr 24	WEST VIRGINIA	*	3.2	3	1	1	0	2	1	0	0	0	0	1	0	4-15	1-5	0	4.19	42
Apr 29	at Baylor	*	2.0	0	0	0	1	3	0	0	0	0	0	0	0	7-1	1-5	0	3.98	31
May 03	at Abilene Christian	*	4.0	7	3	3	2	6	5	0	0	0	0	0	0	16-12	1-5	0	4.23	81
May 13	at Oklahoma State	*	1.0	0	0	0	1	2	0	0	0	0	0	0	0	7-6	1-5	0	4.14	18
May 15	at Oklahoma State	*	1.1	2	1	1	2	2	1	0	0	0	0	0	0	6-4	1-5	0	4.21	36
May 21	OKLAHOMA	*	2.0	2	0	0	1	3	0	0	0	1	0	0	0	10-2	1-5	0	4.04	43
May 25	vs Kansas State	*	6.2	3	3	3	2	10	2	0	0	0	0	0	0	5-3	2-5	0	4.04	94
Jun 03	vs Notre Dame	*	1.0	0	0	0	1	1	0	0	0	1	0	0	0	2-3	2-5	0	3.97	17
Jun 05	vs Georgia Souther	*	1.0	0	0	0	0	0	0	0	0	0	0	0	0	3-1	2-5	1	3.90	9
Totals			9	57.2	44	27	25	71	18	1	4	4	1	2	0	131-12	2-5	1	3.90	-

Career Stats

Year	era	w-l	app	gs	cg	sho	sv	ip	h	r	er	bb	so	2b	3b	hr	bf	bavg	wp	hbp	bk	sfa	sha
2022	3.90	2-5	20	9	0	0/0	1	57.2	44	27	25	29	71	18	1	4	244	.215	4	2	1	4	4
2023	3.72	5-2	15	15	0	0/0	0	77.1	62	37	32	33	98	17	1	10	329	.219	5	4	1	4	5
TOTAL	3.80	7-7	35	24	0	0/0	1	135.0	106	64	57	62	169	35	2	14	573	.217	9	6	2	8	9



25

OWEN WASHBURN

OUTFIELD/RIGHT-HANDED PITCHER

Sophomore | 2nd Yr. | L/R | 6-1 | 200

Webster, WI | Webster HS

CAREER HIGHS

Hits: 3, 4 times

Doubles: 2, at Oklahoma State, May 13, 2022

Triples: 1, vs Mississippi State, Mar 08, 2022 ; Oklahoma, May 20, 2022

Home runs: 1, 10 times

Total bases: 7, Merrimack, Mar 05, 2022

RBI: 4, at Oklahoma State, May 14, 2022

Runs scored: 4, Merrimack, Mar 05, 2022

Walks: 3, vs Mississippi State, Mar 09, 2022

Hit by pitch: 1, 4 times

PERSONAL: Born in California and raised in Webster, Wisconsin ... son of Jarrod and Kerrie Washburn ... brother to Jack and Ava ... father Jarrod Washburn played 12 years in the MLB and mother Kerrie Washburn ran Track & Field in college ... majoring in Sport Management.

NOTES: Earned All-Big 12 honorable mention nod in debut season named to Big 12 All-Freshman Team ... was a two-time Big 12 Newcomer of the Week ... began career with a walk-off base hit in B-9th to lift Tech past Michigan, 7-6, on 2022 opening day at Globe Life Field.

WALK-UP SONG: Joe Diffie - John Deere Green

2023 Game-By-Game Stats

#25 Owen Washburn - 18 games (All games)

Date	Opponent	Pos	AB	R	H	RBI	2B	3B	HR	BB	SB	CS	HBP	SAC	SF	GDP	K	PO	A	E	Avg
Feb 17	GONZAGA	*of	4	0	0	0	0	0	0	0	0	0	0	0	0	0	0	1	0	0	.000
Feb 18	GONZAGA	*of	3	0	0	0	0	0	0	1	0	0	0	0	0	0	0	0	0	0	.000
Feb 20	GONZAGA	*of	5	0	0	0	0	0	0	0	0	0	0	0	0	0	0	2	0	0	.000
Feb 25	WESTERN ILLINO	ph/of	1	0	1	1	1	0	0	0	0	0	0	0	0	0	0	0	0	0	.077
Mar 01	AIR FORCE	of	2	0	0	0	0	0	0	0	0	0	0	0	0	0	0	1	0	0	.067
Mar 07	NEW MEXICO	*of	2	1	0	0	0	0	0	2	0	0	0	0	0	0	1	6	0	0	.059
Mar 10	IOWA	*dh	0	1	0	0	0	0	0	1	0	0	0	0	0	0	0	0	0	0	.059
Mar 11	IOWA	*dh	3	1	0	0	0	0	0	1	0	0	0	0	0	0	2	0	0	0	.050
Mar 15	UT ARLINGTON	*of	3	2	2	2	0	0	1	1	0	0	0	0	1	0	1	0	0	1	.130
Mar 17	OKLAHOMA STAT	*of	3	1	0	0	0	0	0	1	0	0	1	0	0	0	1	0	0	0	.115
Mar 25	at Texas	*of	2	2	1	1	0	0	1	1	0	0	0	0	0	0	1	1	0	0	.143
Mar 26	at Texas	*of	4	1	1	1	0	0	0	0	0	0	0	0	1	1	0	2	0	0	.156
Mar 28	at New Mexico	*of	4	2	2	2	0	0	1	1	0	0	0	0	0	0	1	0	0	0	.194
Mar 31	TCU	*of	3	3	2	1	0	0	0	1	0	0	0	0	0	0	0	0	0	1	.231
Apr 01	TCU	*of	4	0	0	0	0	0	0	0	0	0	0	0	0	0	1	1	0	0	.209
Apr 02	TCU	*of	4	0	2	3	0	0	0	0	0	0	0	0	1	0	0	2	0	0	.234
Apr 07	NORTH DAKOTA	*of	3	0	2	0	0	0	0	0	0	0	0	0	0	0	0	1	0	0	.260
Apr 08	NORTH DAKOTA	*of	2	0	0	1	0	0	0	0	0	0	0	0	1	0	1	1	0	0	.250
Totals		16gs	52	14	13	12	1	0	3	10	0	0	1	0	4	1	10	18	0	2	.250

On base pct. .358 • Slugging pct. .442

Career Stats

Year	avg	gp-gs	ab	r	h	2b	3b	hr	rbi	tb	slg%	bb	hbp	so	gdp	ob%	sf	sh	sb-att	po	a	e	fld%
2022	.277	59-59	224	41	62	10	2	7	48	97	.433	32	3	74	2	.369	4	0	2-2	80	5	1	.988
2023	.250	18-16	52	14	13	1	0	3	12	23	.442	10	1	10	1	.358	4	0	0-0	18	0	2	.900
TOTAL	.272	77-75	276	55	75	11	2	10	60	120	.435	42	4	84	3	.367	8	0	2-2	98	5	3	.972



26

DYLAN MAXCEY

CATCHER

Freshman | 1st Yr. | R/R | 5-9 | 165

Friendswood, TX | Friendswood HS

CAREER HIGHS

Hits: 3, Baylor, Apr 22, 2023 ; vs Oklahoma, May 25, 2023
 Doubles: 2, Baylor, Apr 22, 2023 ; vs Oklahoma, May 25, 2023
 Triples: 1, Western Illinois, Feb 25, 2023

Home runs: 1, 4 times

Total bases: 8, Baylor, Apr 22, 2023 ;
 vs Oklahoma, May 25, 2023

RBI: 6, Baylor, Apr 22, 2023

Runs scored: 3, Western Illinois, Feb 25, 2023

Walks: 2, UT Arlington, Mar 14, 2023 ; Kansas, May 19, 2023
 Hit by pitch: 1, Gonzaga, Feb 18, 2023 ; at Texas, Mar 26, 2023

PERSONAL: Born in Clear Lake, Texas ... son of Lori and Doug Maxcey, and brother to Justin Maxcey, who currently pitches at Prairie View A&M ... degree plan is to major in Sports Management.

NOTES: Named a First Team TSWA Class 5A All-State selection ... earned 2021-2022 UIL 5A all-tournament team honors ... helped lead Friendswood, with aid of TTU teammate Jacob Rogers, to its first appearance in a state championship in program history ... was the All-Greater Houston area player of the year while Rogers was the pitcher of the year.

WALK-UP SONG: Lights Come On - Jason Aldean

2023 Game-By-Game Stats

#26 Dylan Maxcey - 29 games (All games)

Date	Opponent	Pos	AB	R	H	RBI	2B	3B	HR	BB	SB	CS	HBP	SAC	SF	GDP	K	PO	A	E	Avg
Feb 18	GONZAGA	*c	2	1	1	1	0	0	0	1	1	0	1	0	1	0	1	11	2	0	.500
Feb 20	GONZAGA	*c	2	0	0	0	0	0	0	0	0	0	0	0	0	0	0	3	0	2	.250
Feb 25	WESTERN ILLINO	*c	6	3	2	2	0	1	0	0	1	0	0	0	0	0	0	9	1	1	.300
Mar 01	AIR FORCE	*c	5	1	2	1	1	0	0	1	0	0	0	0	0	0	1	9	1	0	.333
Mar 04	vs Michigan	*c	4	1	0	0	0	0	0	1	0	0	0	0	0	0	2	13	1	0	.263
Mar 07	NEW MEXICO	*c	3	1	2	0	1	0	0	1	0	0	0	0	0	0	0	5	0	0	.318
Mar 11	IOWA	*c	4	1	1	1	0	0	1	0	0	0	0	0	0	0	0	10	0	0	.308
Mar 14	UT ARLINGTON	*c	3	1	1	0	0	0	0	2	0	0	0	0	0	0	0	9	0	0	.310
Mar 18	OKLAHOMA STAT	*c	4	0	0	0	0	0	0	0	0	0	0	0	0	0	1	11	1	0	.273
Mar 25	at Texas	*c	3	1	1	0	0	0	0	1	0	0	0	0	0	1	0	9	2	0	.278
Mar 26	at Texas	*c	3	1	0	1	0	0	0	1	0	0	1	0	0	0	1	6	0	0	.256
Mar 28	at New Mexico	ph	1	0	0	0	0	0	0	0	0	0	0	0	0	0	1	0	0	0	.250
Apr 01	TCU	*c	3	1	0	0	0	0	0	1	0	0	0	0	0	0	0	7	2	0	.233
Apr 08	NORTH DAKOTA	*c	3	2	2	0	0	0	0	1	0	0	0	0	0	0	1	9	0	0	.261
Apr 10	at Stanford	ph/c	0	0	0	0	0	0	0	1	0	0	0	0	0	0	0	2	0	0	.261
Apr 11	at Stanford	*c	2	0	0	0	0	0	0	0	0	0	0	0	0	0	2	3	0	1	.250
Apr 15	at Oklahoma	*c	5	0	1	1	0	0	0	0	0	0	0	0	0	0	1	11	1	0	.245
Apr 18	GRAND CANYON	*c	3	0	0	1	0	0	0	1	0	0	0	0	0	0	0	8	1	0	.232
Apr 22	BAYLOR-1	*c	5	2	3	6	2	0	1	0	0	0	0	0	0	0	1	13	1	0	.262
Apr 25	at Abilene Christian	*c	4	1	1	3	0	0	1	1	0	0	0	0	0	0	1	8	3	1	.262
Apr 28	at Kansas State	*c	3	0	1	0	0	0	0	1	0	0	0	0	0	0	0	9	0	0	.265
Apr 30	at Kansas State	*c	4	1	1	2	1	0	0	0	0	0	0	0	0	0	1	8	0	1	.264
May 05	SAM HOUSTON	ph	1	0	1	1	0	0	0	0	0	0	0	0	0	0	0	0	0	0	.274
May 06	SAM HOUSTON	*c	2	1	0	0	0	0	0	1	0	0	0	0	0	0	1	7	0	0	.267
May 13	at West Virginia	c	1	0	0	0	0	0	0	0	0	0	0	0	0	0	0	4	0	0	.263
May 14	at West Virginia	*c	3	0	1	0	0	0	0	1	0	0	0	0	0	0	0	6	1	0	.266
May 19	KANSAS	*c	3	1	0	0	0	0	0	2	0	0	0	0	0	0	0	16	0	0	.256
May 25	vs Oklahoma	*c	5	2	3	2	2	0	1	0	0	0	0	0	0	0	1	7	1	0	.276
May 27	vs Oklahoma State	*c	4	0	0	0	0	0	0	0	0	0	0	0	0	0	1	11	2	0	.264
Totals		25gs	91	22	24	22	7	1	4	18	2	0	2	0	1	1	17	224	20	6	.264

On base pct. .393 • Slugging pct. .495



28 TABER FAST

LEFT-HANDED PITCHER/UTILITY

Freshman | 1st Yr. | L/L | 6-1 | 205

Chehalis, WA | Olympia HS

CAREER HIGHS

Innings pitched: 6.0, Grand Canyon, Apr 18, 2023

Walks allowed: 6, vs Oklahoma, May 25, 2023

Strikeouts: 4, Grand Canyon, Apr 18, 2023

Batters faced: 25, Grand Canyon, Apr 18, 2023

Hits: 1, at West Virginia, May 13, 2023

Doubles: 1, at West Virginia, May 13, 2023

Total bases: 2, at West Virginia, May 13, 2023

PERSONAL: Born in Chehalis, Wash. ... son to Brycen and Kami Fast ... has one older sibling, Alyx ... grandfather, Darcy Fast, played professional baseball for the Chicago Cubs ... high school dean's list ... earned associates degree in HS ... university studies major at Texas Tech.

NOTES: Led HS team to its first state title ... responsible for final out, tossing a rocket throw from right field to beat potential tying runner at home to secure a 7-6 win ... tossed a two-hit complete-game shutout to send team to state semifinals ... ranked as Perfect Game's No. 1 left-handed pitcher and No. 6 player in the state of WA.

WARM-UP SONG: Motley Crew - Kickstart my Heart

2023 Game-By-Game Stats**#28 Taber Fast - 12 games (All games)**

Date	Opponent	Pos	AB	R	H	RBI	2B	3B	HR	BB	SB	CS	HBP	SAC	SF	GDP	K	PO	A	E	Avg
Feb 20	GONZAGA	1b	0	0	0	0	0	0	0	0	0	0	0	0	0	0	0	0	0	0	.000
Feb 25	WESTERN ILLINO	*p	0	0	0	0	0	0	0	0	0	0	0	0	0	0	0	2	1	0	.000
Mar 05	vs Texas A&M	*p	0	0	0	0	0	0	0	0	0	0	0	0	0	0	0	1	1	0	.000
Mar 19	OKLAHOMA STAT	*p	0	0	0	0	0	0	0	0	0	0	0	0	0	0	0	1	1	0	.000
Apr 01	TCU	p	0	0	0	0	0	0	0	0	0	0	0	0	0	0	0	0	1	0	.000
Apr 07	NORTH DAKOTA	p	0	0	0	0	0	0	0	0	0	0	0	0	0	0	0	1	0	0	.000
Apr 11	at Stanford	of	0	0	0	0	0	0	0	0	0	0	0	0	0	0	0	0	0	0	.000
Apr 18	GRAND CANYON	*p	0	0	0	0	0	0	0	0	0	0	0	0	0	0	0	0	1	0	.000
May 07	SAM HOUSTON	*p	0	0	0	0	0	0	0	0	0	0	0	0	0	0	0	0	1	0	.000
May 13	at West Virginia	ph	1	0	1	0	1	0	0	0	0	0	0	0	0	0	0	0	0	0	1.000
May 25	vs Oklahoma	*p	0	0	0	0	0	0	0	0	0	0	0	0	0	0	0	1	0	0	1.000
May 27	vs Oklahoma State	of	1	0	0	0	0	0	0	0	0	0	0	0	0	0	0	0	0	0	.500
Totals		6gs	2	0	1	0	1	0	0	0	0	0	0	0	0	0	0	6	6	0	.500

On base pct. .500 • Slugging pct. 1.000

#28 Taber Fast - 12 appearances (All games)

Date	Opponent	GS	IP	H	R	ER	BB	SO	2B	3B	HR	WP	BK	HBP	IBB	Score	W-L	Sv	ERA	NP
Feb 18	GONZAGA		2.0	0	0	0	1	2	0	0	0	0	0	0	0	10-3	0-0	0	0.00	25
Feb 25	WESTERN ILLINO	*	5.0	7	4	4	1	1	3	1	0	0	0	0	0	6-5	0-0	0	5.14	71
Mar 05	vs Texas A&M	*	4.0	3	1	1	5	2	0	0	0	0	0	1	0	2-4	0-0	0	4.09	73
Mar 12	IOWA		0.1	0	0	0	3	0	0	0	0	0	0	0	0	9-10	0-0	0	3.97	20
Mar 15	UT ARLINGTON		1.1	5	4	4	1	1	2	0	0	0	0	0	0	14-7	0-0	0	6.39	36
Mar 19	OKLAHOMA STAT	*	3.2	2	1	1	3	3	0	1	0	0	0	0	0	12-1	0-0	0	5.51	71
Mar 26	at Texas	*	2.0	5	3	3	2	1	0	0	2	0	0	0	0	8-9	0-0	0	6.38	48
Apr 01	TCU		2.2	3	2	2	3	3	1	0	1	0	0	1	0	7-10	0-0	0	6.43	53
Apr 07	NORTH DAKOTA		1.1	3	0	0	1	3	2	0	0	0	0	0	0	1-8	0-0	0	6.04	43
Apr 18	GRAND CANYON	*	6.0	2	1	1	3	4	0	1	0	0	0	2	0	6-1	1-0	0	5.08	72
May 07	SAM HOUSTON	*	2.1	5	4	4	1	1	3	0	1	0	0	1	0	10-8	1-0	0	5.87	48
May 25	vs Oklahoma	*	3.2	4	5	3	6	2	0	0	0	1	0	1	0	10-9	1-0	0	6.03	92
Totals		7	34.1	39	25	23	30	23	11	3	4	1	0	6	0	95-75	1-0	0	6.03	-



30 BO BLESSIE

RIGHT-HANDED PITCHER

Senior | 5th Yr. (2nd at Tech) | R/R | 6-3 | 200

Midland, TX | Midland Lee HS | Nebraska | Midland College

CAREER HIGHS

Innings pitched: 6.0, Gonzaga, Feb 19, 2023

Walks allowed: 4, Gonzaga, Feb 19, 2023

Strikeouts: 4, Gonzaga, Feb 19, 2023

Batters faced: 21, Gonzaga, Feb 19, 2023

PERSONAL: Born in Wichita, Kan. ... parents are Brian and Shawn Blessie ... has two sisters, Allison and Taylor, and one brother, Blake ... University Studies major.**NOTES:** First season at Tech limited due to injury; played first two seasons after HS at Nebraska (2019-20) before departing for Midland College in 2021 ... drafted by the Washington Nationals in the 36th Round of the 2018 MLB Draft ... ranked as the No. 3 player in the state of Texas and No. 26 high school player in the nation ... tabbed a third-team All-American and first-team Texas All-Region by Rawlings-Perfect Game in 2018.**WARM-UP SONG:** Danzig - Mother**2023 Game-By-Game Stats****#30 Bo Blessie - 6 appearances (All games)**

Date	Opponent	GS	IP	H	R	ER	BB	SO	2B	3B	HR	WP	BK	HBP	IBB	Score	W-L	Sv	ERA	NP
Feb 19	GONZAGA	*	6.0	1	0	0	4	4	0	0	0	0	0	0	0	12-3	1-0	0	0.00	66
Feb 28	AIR FORCE	*	0.1	1	0	0	2	0	0	0	0	0	0	0	0	9-4	1-0	0	0.00	18
Apr 16	at Oklahoma		0.2	1	2	2	1	2	0	0	1	0	0	0	0	2-12	1-0	0	2.57	15
Apr 30	at Kansas State		0.0	0	0	0	1	0	0	0	0	0	0	0	0	8-10	1-0	0	2.57	6
May 07	SAM HOUSTON		0.2	1	1	1	0	0	0	0	0	0	0	0	0	10-8	1-0	0	3.52	10
May 25	vs Oklahoma		0.1	0	3	3	3	0	0	0	0	1	0	0	0	10-9	1-0	0	6.75	18
Totals		2	8.0	4	6	6	11	6	0	0	1	1	0	0	0	51-46	1-0	0	6.75	-

2022 Game-By-Game Stats**#30 Bo Blessie - 7 appearances (All games)**

Date	Opponent	GS	IP	H	R	ER	BB	SO	2B	3B	HR	WP	BK	HBP	IBB	Score	W-L	Sv	ERA	NP
Feb 20	vs Arizona		1.0	4	3	3	0	0	1	0	0	0	0	0	0	2-13	0-0	0	27.00	21
Mar 05	MERRIMACK-2		1.0	1	0	0	1	2	1	0	0	0	0	0	0	20-2	0-0	0	13.50	24
Mar 08	vs Mississippi Stat		1.0	0	1	1	1	1	0	0	0	2	0	0	0	5-9	0-0	0	12.00	17
Mar 15	NEW MEXICO		2.0	0	0	0	0	2	0	0	0	0	0	0	0	28-2	0-0	0	7.20	16
Mar 26	TEXAS		1.1	1	1	1	3	3	1	0	0	0	0	0	0	16-12	0-0	0	7.11	36
Apr 02	at Kansas		1.0	1	1	1	0	0	0	0	1	0	0	0	0	28-2	0-0	0	7.36	9
Apr 12	vs Oklahoma		0.1	1	1	1	1	1	0	0	0	0	0	0	0	9-14	0-0	0	8.22	8
Totals		0	7.2	8	7	7	6	9	3	0	1	2	0	0	0	108-54	0-0	0	8.22	-

Career Stats

Year	era	w-l	app	gs	cg	sho	sv	ip	h	r	er	bb	so	2b	3b	hr	bf	bavg	wp	hbp	bk	sfa	sha
2022	8.22	0-0	7	0	0	0/0	0	7.2	8	7	7	6	9	3	0	1	37	.258	2	0	0	0	0
2023	6.75	1-0	6	2	0	0/0	0	8.0	4	6	6	11	6	0	0	1	36	.167	1	0	0	0	1
TOTAL	7.47	1-0	13	2	0	0/0	0	15.2	12	13	13	17	15	3	0	2	73	.218	3	0	0	0	1



31

DAMIAN BRAVO

UTILITY

Freshman | 1st Yr. | R/R | 6-2 | 195

Haltom City, TX | Haltom HS

CAREER HIGHS

Hits: 2, UT Arlington, Mar 15, 2023

Home runs: 1, UT Arlington, Mar 15, 2023 ; Oklahoma State, Mar 18, 2023 ; Oklahoma State, Mar 19, 2023

Total bases: 5, UT Arlington, Mar 15, 2023

RBI: 4, UT Arlington, Mar 15, 2023

Runs scored: 1, UT Arlington, Mar 15, 2023 ; Oklahoma State, Mar 18, 2023 ; Oklahoma State, Mar 19, 2023

Walks: 1, Oklahoma State, Mar 18, 2023

Innings pitched: 1.0, 5 times

Walks allowed: 4, vs Texas A&M, Mar 05, 2023

Strikeouts: 3, Gonzaga, Feb 20, 2023 ; Sam Houston, May 06, 2023

Batters faced: 6, vs Texas A&M, Mar 05, 2023

PERSONAL: Born in North Richland Hills, Texas ... son of Daniel Bravo ... brother to Jovan and Rodrigo Bravo ... majoring in Sport Management.

NOTES: Was named a First Team All-District Shortstop in 2022, and was the Utility player of the year in 2021 ... a top 500 recruit in the nation and the 49th rated player in Texas, according to Perfect Game.

WALK-UP SONG: Gunna - Top Floor

2023 Game-By-Game Stats

#31 Damian Bravo - 15 games (All games)

Date	Opponent	Pos	AB	R	H	RBI	2B	3B	HR	BB	SB	CS	HBP	SAC	SF	GDP	K	PO	A	E	Avg
Feb 19	GONZAGA	*of	5	0	0	0	0	0	0	0	0	0	0	0	0	0	1	2	0	0	.000
Mar 01	AIR FORCE	ph/of	1	0	0	0	0	0	0	0	0	0	0	0	0	0	0	0	0	0	.000
Mar 10	IOWA	ph/of	1	0	0	0	0	0	0	0	0	0	0	0	0	0	0	0	0	0	.000
Mar 14	UT ARLINGTON	p	0	0	0	0	0	0	0	0	0	0	0	0	0	0	0	1	0	0	.000
Mar 15	UT ARLINGTON	*of	5	1	2	4	0	0	1	0	0	0	0	0	0	0	1	1	0	0	.167
Mar 18	OKLAHOMA STAT	*of	3	1	1	1	0	0	1	1	0	0	0	0	0	0	1	2	0	0	.200
Mar 19	OKLAHOMA STAT	*of	4	1	1	2	0	0	1	0	0	0	0	0	0	0	1	0	0	0	.211
Mar 24	at Texas	*of	4	0	0	0	0	0	0	0	0	0	0	0	0	0	3	5	0	0	.174
Mar 25	at Texas	ph	1	0	0	0	0	0	0	0	0	0	0	0	0	0	1	0	0	0	.167
Mar 31	TCU	of	1	0	0	0	0	0	0	0	0	0	0	0	0	0	0	1	0	0	.160
Apr 08	NORTH DAKOTA	of	1	0	0	0	0	0	0	0	0	0	0	0	0	0	0	0	0	0	.154
Apr 25	at Abilene Christian	ph	1	0	0	0	0	0	0	0	0	0	0	0	0	0	0	0	0	0	.148
May 13	at West Virginia	ph	1	0	0	0	0	0	0	0	0	0	0	0	0	0	1	0	0	0	.143
May 27	vs Oklahoma State	ph/of	2	0	0	0	0	0	0	0	0	0	0	0	0	0	0	2	1	0	.133
May 27	vs Oklahoma State	of	0	0	0	0	0	0	0	0	0	0	0	0	0	0	0	0	0	0	.133
Totals		5gs	30	3	4	7	0	0	3	1	0	0	0	0	0	0	9	14	1	0	.133

On base pct. .161 • Slugging pct. .433

#31 Damian Bravo - 7 appearances (All games)

Date	Opponent	GS	IP	H	R	ER	BB	SO	2B	3B	HR	WP	BK	HBP	IBB	Score	W-L	Sv	ERA	NP
Feb 20	GONZAGA		1.0	0	0	0	1	3	0	0	0	0	0	0	0	9-8	1-0	0	0.00	18
Feb 26	WESTERN ILLINO		1.0	0	0	0	0	1	0	0	0	0	0	0	0	14-8	1-0	0	0.00	10
Feb 28	AIR FORCE		1.0	0	0	0	0	1	0	0	0	0	0	0	0	9-4	1-0	0	0.00	10
Mar 05	vs Texas A&M		0.2	0	1	1	4	1	0	0	0	2	0	0	1	2-4	1-0	0	2.45	27
Mar 12	IOWA		0.2	0	0	0	1	1	0	0	0	0	0	0	0	9-10	1-0	0	2.08	17
Mar 14	UT ARLINGTON		1.0	2	0	0	0	0	0	0	0	0	0	1	0	10-1	1-0	0	1.69	14
May 06	SAM HOUSTON		1.0	1	1	1	0	3	0	0	1	0	0	0	0	3-9	1-0	0	2.84	18
Totals		0	6.1	3	2	2	6	10	0	0	1	2	0	1	1	56-44	1-0	0	2.84	-



32

TRENDAN PARISH

RIGHT-HANDED PITCHER
Sophomore | 2nd Yr. | R/R | 6-0 | 175
Poolville, TX | Southwest Christian HS
CAREER HIGHS

Innings pitched: 6.0, North Dakota State, Apr 08, 2023

Walks allowed: 4, 6 times

Strikeouts: 9, at Kansas State, Apr 29, 2023

Batters faced: 25, North Dakota State, Apr 08, 2023 ;
Sam Houston, May 06, 2023

PERSONAL: Born in Weatherford, Texas ... son of Rene and Todd ... brother of Trevor and Tripp ... Explore Business & Industry major.

NOTES: Debut season was cut short to injury but his 20 appearances ranked as the second-most on the team ... led Texas Tech with six saves, which ranked sixth-best in the Big 12 ... three of his six saves came over his first four appearances ... a decorated pitcher out of Southwest Christian coached by Tracy Howard ... All-State pitcher ... threw 88 Innings with 0.75 ERA while striking out 175 batters.

WARM-UP SONG: Dr. Dre - Still Dre

2023 Game-By-Game Stats
#32 Trendan Parish - 16 appearances (All games)

Date	Opponent	GS	IP	H	R	ER	BB	SO	2B	3B	HR	WP	BK	HBP	IBB	Score	W-L	Sv	ERA	NP
Feb 20	GONZAGA	*	3.2	5	3	1	2	2	1	0	1	0	0	0	0	9-8	0-0	0	2.45	67
Feb 25	WESTERN ILLINO		4.0	4	1	1	2	3	0	0	1	0	0	1	0	6-5	1-0	0	2.35	60
Mar 04	vs Michigan		2.2	2	2	2	1	1	1	0	0	0	0	0	1	10-7	1-0	0	3.48	35
Mar 07	NEW MEXICO		3.0	2	1	1	1	1	0	0	1	0	0	0	0	6-3	1-0	0	3.38	40
Mar 11	IOWA		2.0	2	1	1	3	1	1	0	0	0	0	0	0	8-3	1-0	1	3.52	53
Mar 14	UT ARLINGTON		1.0	1	1	0	3	2	0	0	0	0	0	0	0	10-1	1-0	1	3.31	31
Mar 18	OKLAHOMA STAT		2.0	4	3	3	0	1	1	0	1	0	0	0	0	4-9	1-0	1	4.42	35
Mar 26	at Texas		3.0	3	2	2	1	4	0	0	2	0	0	0	0	8-9	1-0	1	4.64	53
Apr 02	TCU	*	4.0	2	3	3	4	3	1	0	0	1	1	2	0	10-5	1-0	1	4.97	95
Apr 08	NORTH DAKOTA	*	6.0	6	3	2	1	5	3	0	0	0	0	1	0	8-3	2-0	1	4.60	94
Apr 15	at Oklahoma	*	4.0	5	5	4	4	2	1	0	1	0	0	0	0	9-5	2-0	1	5.09	85
Apr 22	BAYLOR-1	*	5.0	6	4	4	1	5	3	0	0	0	0	0	0	14-9	2-0	1	5.36	69
Apr 29	at Kansas State	*	5.0	4	2	0	0	9	0	0	0	0	0	0	0	5-2	3-0	1	4.76	99
May 06	SAM HOUSTON	*	5.0	6	7	2	4	1	0	0	2	1	0	0	0	3-9	3-1	1	4.65	85
May 13	at West Virginia	*	3.0	7	8	8	4	3	2	0	0	0	0	1	0	2-17	3-2	1	5.74	81
May 19	KANSAS	*	3.2	4	4	4	4	7	0	0	2	0	0	0	0	8-7	3-2	1	6.00	84
Totals			9	57.0	63	50	38	35	50	14	0	11	2	1	6	0 120-10	3-2	1	6.00	-

2022 Game-By-Game Stats
#32 Trendan Parish - 20 appearances (All games)

Date	Opponent	GS	IP	H	R	ER	BB	SO	2B	3B	HR	WP	BK	HBP	IBB	Score	W-L	Sv	ERA	NP
Feb 19	vs Auburn		4.0	2	0	0	1	3	0	0	0	0	0	0	0	1-2	0-0	0	0.00	47
Feb 22	DALLAS BAPTIST		2.0	0	0	0	0	3	0	0	0	0	0	0	0	8-4	0-0	1	0.00	18
Feb 26	KENT STATE		1.0	1	0	0	0	3	0	0	0	0	0	0	0	10-7	0-0	2	0.00	19
Feb 27	KENT STATE-2		1.0	0	0	0	0	2	0	0	0	0	0	0	0	7-5	0-0	3	0.00	16
Mar 01	at Dallas Baptist		1.0	0	0	0	0	1	0	0	0	0	0	0	0	4-3	0-0	4	0.00	10
Mar 08	vs Mississippi Stat		1.0	4	4	4	0	2	0	0	1	0	0	0	0	5-9	0-0	4	3.60	22
Mar 12	at Rice		1.1	1	0	0	0	2	0	0	0	0	0	0	0	3-2	1-0	4	3.18	18
Mar 13	at Rice		1.0	1	0	0	0	1	0	0	0	0	0	0	0	7-4	1-0	5	2.92	16
Mar 22	CALIFORNIA BAP		1.0	2	1	1	0	1	1	0	1	0	0	0	0	6-3	1-0	5	3.38	21
Mar 25	TEXAS		0.0	2	2	2	0	0	0	0	2	0	0	0	0	5-4	1-0	5	4.72	10
Mar 30	STEPHEN F. AUS		2.0	2	0	0	0	0	0	0	0	0	0	0	0	13-5	1-0	5	4.11	20
Apr 01	at Kansas		1.0	0	0	0	0	0	0	0	0	0	0	0	0	8-2	1-0	5	3.86	9
Apr 03	at Kansas		0.2	0	0	0	0	0	0	0	0	0	0	0	0	5-8	1-0	5	3.71	6
Apr 08	KANSAS STATE		1.0	2	0	0	0	2	0	0	0	0	0	0	0	6-3	1-0	6	3.50	13
Apr 10	KANSAS STATE		0.2	1	0	0	0	2	0	0	0	0	0	0	0	7-6	2-0	6	3.38	18
Apr 16	at TCU		1.2	2	4	4	2	2	1	0	0	1	0	1	0	3-11	2-0	6	4.87	39
Apr 19	at New Mexico		1.1	6	5	4	0	0	2	0	1	1	0	0	0	10-11	2-1	6	6.23	38
Apr 24	WEST VIRGINIA		4.0	4	2	2	0	5	2	0	0	0	0	0	0	4-15	2-1	6	5.96	61
May 01	at Baylor	*	1.1	5	7	7	4	3	3	0	0	0	0	0	0	7-11	2-2	6	8.00	61
May 03	at Abilene Christian		1.1	2	1	1	1	1	1	0	0	0	0	0	0	16-12	2-2	6	7.94	28
Totals			1	28.1	37	26	25	8	33	10	0	5	2	0	1	0 135-12	2-2	6	7.94	-

Career Stats

Year	era	w-l	app	gs	cg	sho	sv	ip	h	r	er	bb	so	2b	3b	hr	bf	bavg	wp	hbp	bk	sfa	sha
2022	7.94	2-2	20	1	0	0/0	6	28.1	37	26	25	8	33	10	0	5	131	.308	2	1	0	2	0
2023	6.00	3-2	16	9	0	0/0	1	57.0	63	50	38	35	50	14	0	11	272	.281	2	6	1	4	2
TOTAL	6.64	5-4	36	10	0	0/0	7	85.1	100	76	63	43	83	24	0	16	403	.291	4	7	1	6	2



34 ZANE PETTY

RIGHT-HANDED PITCHER

Freshman | 1st Yr. | R/R | 6-1 | 165

Corsicana, TX | Corsicana HS

CAREER HIGHS

Innings pitched: 5.0, UT Arlington, Mar 14, 2023
; Kansas, May 20, 2023

Walks allowed: 3, at Stanford, Apr 11, 2023

Strikeouts: 6, Kansas, May 20, 2023

Batters faced: 20, Kansas, May 20, 2023

PERSONAL: Born in Corsicana, Texas ... son of Kevin and Tracy Petty ... older brother to Tatum and Reagan Petty ... majoring in university studies.

NOTES: Named First Team TSWA Class 5A All-State ... awarded all-district honors and pitcher of the district ... first pitcher in Autrey's 10-year tenure to strikeout more than 100 batters in one season ... struck out 147 batters in just 88.1 innings ... finished 12-2 senior season with a 0.95 ERA ... drafted by the Milwaukee Brewers in the 13th round of the 2022 MLB Draft.

WARM-UP SONG: Johnny Cash - The Man Comes Around

2023 Game-By-Game Stats

#34 Zane Petty - 13 appearances (All games)

Date	Opponent	GS	IP	H	R	ER	BB	SO	2B	3B	HR	WP	BK	HBP	IBB	Score	W-L	Sv	ERA	NP
Feb 18	GONZAGA		1.0	0	0	0	0	1	0	0	0	0	0	0	0	10-3	0-0	0	0.00	13
Mar 01	AIR FORCE		1.0	2	1	1	2	1	0	0	0	0	0	0	0	18-5	0-0	0	4.50	30
Mar 04	vs Michigan		0.0	1	2	1	1	0	0	1	0	0	0	1	0	10-7	0-0	0	9.00	9
Mar 14	UT ARLINGTON	*	5.0	4	0	0	1	3	0	0	0	2	0	0	0	10-1	1-0	0	2.57	71
Mar 28	at New Mexico	*	1.0	7	6	5	1	1	1	0	1	0	0	0	0	10-11	1-0	0	7.88	33
Apr 11	at Stanford	*	2.1	3	2	1	3	2	0	0	0	0	0	0	0	11-2	1-0	0	6.97	46
Apr 19	GRAND CANYON	*	4.0	0	1	0	2	1	0	0	0	1	0	0	0	11-6	2-0	0	5.02	58
Apr 25	at Abilene Christian	*	3.1	5	4	4	0	5	1	0	0	0	0	0	0	15-11	2-0	0	6.11	57
Apr 30	at Kansas State	*	3.0	4	3	3	0	4	1	0	0	1	0	1	0	8-10	2-0	0	6.53	53
May 09	ABILENE CHRISTI	*	3.0	5	3	2	1	3	1	0	0	0	0	0	0	13-3	2-0	0	6.46	60
May 14	at West Virginia	*	2.0	2	1	1	1	0	1	0	0	0	0	0	0	3-5	2-0	0	6.31	35
May 20	KANSAS	*	5.0	5	0	0	0	6	0	0	0	0	0	0	0	15-1	3-0	0	5.28	77
May 27	vs Oklahoma State	*	2.1	6	6	5	2	4	3	0	0	1	0	0	0	1-8	3-1	0	6.27	60
Totals		10	33.0	44	29	23	14	31	8	1	1	5	0	2	0	135-73	3-1	0	6.27	-



36 DAX DATHE

RIGHT-HANDED PITCHER

Junior | 4th Yr. (1st at Tech) | R/R | 6-3 | 210

Round Rock, TX | Stoney Point HS | Houston | Grayson College

CAREER HIGHS

Innings pitched: 1.1, at Stanford, Apr 10, 2023

Walks allowed: 3, Air Force, Mar 01, 2023

Strikeouts: 2, at Stanford, Apr 10, 2023

Batters faced: 5, at Stanford, Apr 10, 2023 ; Air Force, Mar 01, 2023

PERSONAL: Born in Austin, Texas ... son of Brandi and Chuck Dathe ... brother of Hannah Dathe ... majoring in University Studies.

NOTES: Member of the Grayson College roster last two seasons (alongside teammate Ryan Free) while starting career at Houston in 2020 ... was named a first-team NJCAC All-Conference utility player in 2022 ... was a position player and pitcher both seasons at Grayson ... appeared in four games for Houston, none were pitching opportunities ... named a second team utility player his senior season at Stoney Point HS.

WARM-UP SONG: Van Halen - Hot for teacher

2023 Game-By-Game Stats

#36 Dax Dathe - 5 appearances (All games)

Date	Opponent	GS	IP	H	R	ER	BB	SO	2B	3B	HR	WP	BK	HBP	IBB	Score	W-L	Sv	ERA	NP
Mar 01	AIR FORCE		0.1	1	2	2	3	0	0	0	1	1	0	0	0	18-5	0-0	0	54.00	18
Apr 10	at Stanford		1.1	0	0	0	0	2	0	0	0	1	0	0	0	4-6	0-0	0	10.80	26
Apr 16	at Oklahoma		1.0	1	0	0	0	0	1	0	0	0	0	0	0	2-12	0-0	0	6.75	12
Apr 25	at Abilene Christian		0.0	0	2	2	2	0	0	0	0	2	0	0	0	15-11	0-0	0	13.50	10
May 06	SAM HOUSTON		0.1	1	1	1	0	0	0	0	1	0	0	0	0	3-9	0-0	0	15.00	5
Totals		0	3.0	3	5	5	5	2	1	0	2	4	0	0	0	42-43	0-0	0	15.00	-



38 JACOB ROGERS

RIGHT-HANDED PITCHER

Freshman | 1st Yr. | R/R | 6-2 | 200

Friendswood, TX | Friendswood HS

CAREER HIGHS

Innings pitched: 4.0, at Oklahoma, Apr 16, 2023

Walks allowed: 3, Baylor, Apr 22, 2023

Strikeouts: 6, at Oklahoma, Apr 16, 2023

Batters faced: 17, at Oklahoma, Apr 16, 2023

PERSONAL: Born in Friendswood, Texas ... son of Josh and Debbie Rogers ... brother to Madison Williams ... credits all success to his parents and his coaches ... Kinesiology major.

NOTES: Earned 5A THSBCA Second Team All-State pitcher honors in 2022 ... helped lead Friendswood, with aid of TTU teammate Dylan Maxcey, to its first appearance in a state championship in program history ... was the All-Greater Houston area pitcher of the year while Maxcey was the player of the year.

WARM-UP SONG: Nelly - Pimp Juice

2023 Game-By-Game Stats

#38 Jacob Rogers - 11 appearances (All games)

Date	Opponent	GS	IP	H	R	ER	BB	SO	2B	3B	HR	WP	BK	HBP	IBB	Score	W-L	Sv	ERA	NP
Feb 24	WESTERN ILLINO		1.0	0	0	0	0	1	0	0	0	0	0	0	0	11-3	0-0	0	0.00	21
Mar 01	AIR FORCE	*	3.0	2	1	1	1	3	0	0	0	1	0	1	0	18-5	1-0	0	2.25	51
Mar 05	vs Texas A&M		0.0	1	2	0	1	0	0	0	0	1	0	0	0	2-4	1-1	0	2.25	16
Mar 10	IOWA		1.0	2	2	2	2	2	0	0	0	0	0	1	0	17-5	1-1	0	5.40	35
Apr 10	at Stanford		2.2	2	3	3	2	0	0	0	1	1	0	1	0	4-6	1-1	0	7.04	62
Apr 16	at Oklahoma	*	4.0	4	4	4	1	6	1	0	2	0	0	0	0	2-12	1-2	0	7.71	70
Apr 22	BAYLOR-2	*	2.1	3	2	2	3	4	1	1	0	0	0	0	0	4-6	1-2	0	7.71	57
May 06	SAM HOUSTON		1.0	0	0	0	1	1	0	0	0	0	0	0	0	3-9	1-2	0	7.20	15
May 09	ABILENE CHRISTI		3.0	0	0	0	1	3	0	0	0	0	0	0	0	13-3	2-2	0	6.00	34
May 14	at West Virginia		1.0	2	0	0	0	0	1	0	0	0	0	0	0	3-5	2-2	0	5.68	9
May 25	vs Oklahoma		1.0	2	1	1	0	1	2	0	0	0	0	0	0	10-9	2-2	0	5.85	16
Totals		4	20.0	18	15	13	12	21	5	1	3	3	0	3	0	87-67	2-2	0	5.85	-



39 JASE LOPEZ

RIGHT-HANDED PITCHER

Junior | 4th Yr. (2nd Tech) | R/R | 6-0 | 195

Brock, TX | Brock HS | Weatherford JC

CAREER HIGHS

Innings pitched: 3.0, at New Mexico, Mar 28, 2023

Walks allowed: 2, at Texas, Mar 26, 2023

Strikeouts: 4, Oklahoma State, Mar 18, 2023 ; at New Mexico, Mar 28, 2023

Batters faced: 10, Oklahoma State, Mar 18, 2023 ; at New Mexico, Mar 28, 2023

PERSONAL: Born in Fort Worth, Texas... son of Jennifer Morris and Jason Lopez ... brother to Colby Fowler... University Studies major.**NOTES:** Played two seasons (2020-21) at Weatherford prior to debuting at Texas Tech last season ... made one start and appeared 19 times in final season at Weatherford (2021) ... owned a 5-0 record and earned five saves ... pitched 45.2 innings and finished with a 2.96 ERA and 54 strikeouts.**WARM-UP SONG:** George Strait - Fireman**2023 Game-By-Game Stats****#39 Jase Lopez - 15 appearances (All games)**

Date	Opponent	GS	IP	H	R	ER	BB	SO	2B	3B	HR	WP	BK	HBP	IBB	Score	W-L	Sv	ERA	NP
Feb 18	GONZAGA		1.0	4	3	3	1	2	1	0	0	0	0	0	0	10-3	0-0	0	27.00	21
Feb 25	WESTERN ILLINO		1.0	2	1	0	0	1	0	0	0	0	0	0	0	24-9	0-0	0	13.50	21
Mar 01	AIR FORCE		1.2	1	0	0	0	3	0	0	0	0	0	0	0	18-5	0-0	0	7.36	23
Mar 04	vs Michigan		0.1	0	0	0	0	1	0	0	0	0	0	0	0	10-7	0-0	1	6.75	5
Mar 07	NEW MEXICO		2.1	2	0	0	0	2	0	0	0	0	0	0	0	6-3	1-0	1	4.26	23
Mar 12	IOWA		2.0	1	0	0	0	3	0	0	0	1	0	0	0	9-10	1-0	1	3.24	37
Mar 15	UT ARLINGTON		1.0	1	0	0	1	0	0	0	0	0	0	0	0	14-7	1-0	1	2.89	21
Mar 18	OKLAHOMA STAT		1.2	4	3	3	0	4	1	1	1	0	0	1	0	4-9	1-0	1	4.91	43
Mar 26	at Texas		0.2	0	1	1	2	0	0	0	0	0	0	0	0	8-9	1-0	1	5.40	14
Mar 28	at New Mexico		3.0	1	0	0	0	4	0	0	0	0	0	0	0	10-11	1-0	1	4.30	33
Apr 01	TCU		0.2	2	1	1	0	0	1	0	1	0	0	0	0	7-10	1-0	1	4.70	16
Apr 08	NORTH DAKOTA		0.2	0	0	0	0	2	0	0	0	0	0	0	0	8-5	1-0	1	4.50	13
Apr 19	GRAND CANYON		1.0	0	0	0	0	1	0	0	0	0	0	0	0	11-6	1-0	1	4.24	14
Apr 25	at Abilene Christian		0.0	1	0	0	0	0	1	0	0	0	0	0	0	15-11	1-0	1	4.24	4
May 27	vs Oklahoma State		0.1	1	0	0	0	1	0	0	0	1	0	1	0	1-8	1-0	1	4.15	10
Totals		0	17.1	20	9	8	4	24	4	1	2	2	0	2	0	155-11	1-0	1	4.15	-

2022 Game-By-Game Stats**#39 Jase Lopez - 8 appearances (All games)**

Date	Opponent	GS	IP	H	R	ER	BB	SO	2B	3B	HR	WP	BK	HBP	IBB	Score	W-L	Sv	ERA	NP
Feb 20	vs Arizona		0.1	0	0	0	0	1	0	0	0	0	0	0	0	2-13	0-0	0	0.00	3
Feb 27	KENT STATE-2		2.0	0	0	0	1	2	0	0	0	0	0	0	0	7-5	1-0	0	0.00	24
Mar 01	at Dallas Baptist		0.1	0	0	0	0	0	0	0	0	0	0	0	0	4-3	1-0	0	0.00	1
Mar 05	MERRIMACK-2		2.0	3	1	1	0	3	1	1	0	0	0	0	0	20-2	1-0	0	1.93	34
Mar 09	vs Mississippi Stat		0.1	1	0	0	1	0	0	0	0	0	0	0	0	7-2	1-0	0	1.80	10
Mar 27	TEXAS		0.2	4	3	3	0	0	1	1	0	0	0	0	0	1-12	1-0	0	6.35	15
Mar 30	STEPHEN F. AUS		0.1	3	4	4	1	0	1	0	0	1	0	1	0	13-5	1-0	0	12.00	28
May 19	OKLAHOMA		1.0	4	3	3	0	0	0	0	0	0	0	0	0	8-13	1-0	0	14.14	17
Totals		0	7.0	15	11	11	3	6	3	2	0	1	0	1	0	62-55	1-0	0	14.14	-

Career Stats

Year	era	w-l	app	gs	cg	sho	sv	ip	h	r	er	bb	so	2b	3b	hr	bf	bavg	wp	hbp	bk	sfa	sha
2022	14.14	1-0	8	0	0	0/0	0	7.0	15	11	11	3	6	3	2	0	38	.441	1	1	0	0	0
2023	4.15	1-0	15	0	0	0/0	1	17.1	20	9	8	4	24	4	1	2	79	.274	2	2	0	0	0
TOTAL	7.03	2-0	23	0	0	0/0	1	24.1	35	20	19	7	30	7	3	2	117	.327	3	3	0	0	0



40 BRENDAN GIRTON

RIGHT-HANDED PITCHER

RS-Sophomore | 3rd Yr. | R/R | 6-2 | 220

Gage, OK | Shattuck HS

CAREER HIGHS

Innings pitched: 6.0, Gonzaga, Feb 17, 2023

Walks allowed: 5, Iowa, Mar 10, 2023

Strikeouts: 6, Gonzaga, Feb 17, 2023

Batters faced: 26, TCU, Mar 31, 2023

PERSONAL: Born in Shattuck, Oklahoma ... son to Dusty and Tami Girton ... brother to Riley and McKayla Girton ... principal honor roll from 2016-2020 ... superintendent honor roll 2019-20 ... majoring in Sports Management.

NOTES: His 2022 season ended early due to injury; appeared nine times over first 21 games of season ... owned a 3-0 record before shutting down ... came out of high school ranked sixth overall and second for right-handed pitchers in Oklahoma.

WARM-UP SONG: Hank Williams Jr. - A Country Boy Can Survive

2023 Game-By-Game Stats**#40 Brendan Girton - 15 appearances (All games)**

Date	Opponent	GS	IP	H	R	ER	BB	SO	2B	3B	HR	WP	BK	HBP	IBB	Score	W-L	Sv	ERA	NP
Feb 17	GONZAGA		6.0	1	0	0	2	6	0	0	0	0	0	0	0	8-4	1-0	0	0.00	84
Feb 24	WESTERN ILLINO	*	5.0	6	3	2	2	3	1	0	0	0	0	0	0	11-3	2-0	0	1.64	83
Mar 03	vs Rice	*	4.1	2	2	2	4	5	0	0	1	1	0	0	0	2-3	2-0	0	2.35	91
Mar 10	IOWA	*	3.0	3	3	2	5	2	0	0	0	0	0	1	0	17-5	2-0	0	2.95	72
Mar 17	OKLAHOMA STAT	*	3.2	6	6	5	4	3	3	0	0	0	0	0	0	8-7	2-0	0	4.50	88
Mar 24	at Texas	*	5.1	5	2	2	1	1	2	0	0	0	0	0	0	2-6	2-0	0	4.28	80
Mar 31	TCU	*	4.1	7	11	4	3	2	1	0	3	2	0	0	0	20-16	2-0	0	4.83	98
Apr 07	NORTH DAKOTA	*	4.1	4	4	3	3	2	3	0	0	0	0	0	0	1-8	2-1	0	5.00	74
Apr 14	at Oklahoma		4.0	3	1	1	1	5	1	0	0	0	0	1	0	13-7	2-1	0	4.72	62
Apr 19	GRAND CANYON		2.0	2	2	2	2	0	0	0	1	0	0	0	0	11-6	2-1	0	4.93	37
Apr 22	BAYLOR-2		1.1	3	1	0	0	1	1	0	0	0	0	0	0	4-6	2-1	0	4.78	19
Apr 25	at Abilene Christian		2.2	4	3	2	1	1	1	0	0	1	0	0	0	15-11	2-1	0	4.89	44
Apr 30	at Kansas State		0.2	2	3	3	2	0	0	1	0	1	0	0	0	8-10	2-2	0	5.40	17
May 13	at West Virginia		3.0	3	4	4	0	4	2	0	1	0	0	1	0	2-17	2-2	0	5.80	62
May 20	KANSAS		1.1	1	1	1	1	1	1	0	0	0	0	0	0	15-1	2-2	0	5.82	33
Totals		7	51.0	52	46	33	31	36	16	1	6	5	0	3	0	137-11	2-2	0	5.82	-

2022 Game-By-Game Stats**#40 Brendan Girton - 9 appearances (All games)**

Date	Opponent	GS	IP	H	R	ER	BB	SO	2B	3B	HR	WP	BK	HBP	IBB	Score	W-L	Sv	ERA	NP
Feb 18	vs Michigan		2.1	0	0	0	0	5	0	0	0	0	0	0	0	7-6	0-0	0	0.00	31
Feb 22	DALLAS BAPTIST		2.0	1	1	0	1	3	0	0	0	0	0	0	0	8-4	1-0	0	0.00	34
Feb 26	KENT STATE		2.1	2	2	2	1	3	1	0	0	0	0	0	0	10-7	2-0	0	2.70	35
Mar 01	at Dallas Baptist		1.2	2	1	1	2	1	1	0	0	0	1	0	0	4-3	2-0	0	3.24	44
Mar 05	MERRIMACK-1		1.0	0	0	0	0	2	0	0	0	0	0	0	0	21-5	2-0	0	2.89	9
Mar 09	vs Mississippi Stat		2.0	1	0	0	0	1	0	0	0	1	0	0	0	7-2	2-0	0	2.38	25
Mar 12	at Rice		1.1	1	2	2	2	1	1	0	0	0	0	0	0	3-2	2-0	0	3.55	32
Mar 16	NEW MEXICO		3.0	0	0	0	0	1	0	0	0	0	0	0	0	11-5	3-0	0	2.87	30
Mar 20	at IOWA		2.0	3	3	3	1	1	1	0	1	1	0	0	0	3-6	3-0	0	4.08	44
Totals		0	17.2	10	9	8	7	18	4	0	1	2	1	0	0	74-40	3-0	0	4.08	-

Career Stats

Year	era	w-l	app	gs	cg	sho	sv	ip	h	r	er	bb	so	2b	3b	hr	bf	bavg	wp	hbp	bk	sfa	sha
2021	4.74	2-0	18	2	0	0/1	1	24.2	21	15	13	19	23	3	0	1	121	.228	4	6	1	1	3
2022	4.08	3-0	9	0	0	0/0	0	17.2	10	9	8	7	18	4	0	1	71	.159	2	0	1	1	0
2023	5.82	2-2	15	7	0	0/0	0	51.0	52	46	33	31	36	16	1	6	239	.263	5	3	0	4	2
TOTAL	5.21	7-2	42	9	0	0/1	1	93.1	83	70	54	57	77	23	1	8	431	.235	11	9	2	6	5



41

NOLEN HESTER

OUTFIELD

Senior | 5th Yr. (1st at Tech) | L/L | 5-10 | 185

Mount Pleasant, TX | Rockwall-Heath HS | Wofford

CAREER HIGHS (@ Texas Tech)

Hits: 3, 8 times

Doubles: 3, at Stanford, Apr 11, 2023

Home runs: 1, TCU, Apr 02, 2023; Baylor, Apr 22, 2023

Total bases: 6, at Stanford, Apr 11, 2023; Baylor, Apr 22, 2023

RBI: 3, TCU, Mar 31, 2023

Runs scored: 3, 6 times

Walks: 3, at Oklahoma, Apr 15, 2023; Gonzaga, Feb 18,

2023; Gonzaga, Feb 20, 2023

Hit by pitch: 1, 15 times

PERSONAL: Born in San Antonio, Texas ... son of David and Tiffani Hester ... siblings Holden and Hayden ... finance major.

NOTES: Veteran baseball player joining the Red Raiders; lettered all four years at Rockwall-Heath HS and played last four seasons at Wofford (Spartanburg, SC) ... selected to 2021 All-Southern Conference Second Team ... owned a Wofford career average of .331 ... set a school record for most hits in a game (6-for-6) and tied SoCon record for most hits in a game on 4/16/21 vs. UNCG.

WALK-UP SONG: Key Glock - Word on the Street

2023 Game-By-Game Stats

#41 Nolen Hester - 56 games (All games)

Date	Opponent	Pos	AB	R	H	RBI	2B	3B	HR	BB	SB	CS	HBP	SAC	SF	GDP	K	PO	A	E	Avg
Feb 17	GONZAGA	*of	4	1	2	1	1	0	0	1	0	0	0	0	0	0	0	4	0	0	.500
Feb 18	GONZAGA	*of	1	3	1	0	0	0	0	3	0	0	0	0	0	0	0	1	0	0	.600
Feb 19	GONZAGA	*of	3	0	0	0	0	0	0	1	0	0	0	1	0	0	0	2	0	0	.375
Feb 20	GONZAGA	*of	3	2	2	0	1	0	0	3	0	0	0	0	0	0	0	2	0	0	.455
Feb 24	WESTERN ILLINO	*of	3	2	0	0	0	0	0	1	0	0	1	0	0	0	0	2	0	0	.357
Feb 25	WESTERN ILLINO	*of	5	2	2	2	0	0	0	0	0	0	1	0	0	0	0	1	0	0	.368
Feb 25	WESTERN ILLINO	*of	3	1	0	0	0	0	0	2	0	0	0	0	0	1	0	1	0	0	.318
Feb 28	AIR FORCE	*of	4	3	1	1	0	0	0	1	0	0	0	0	0	0	0	2	0	0	.308
Mar 01	AIR FORCE	*of	3	1	1	0	0	0	0	2	0	0	0	0	0	0	1	0	0	0	.310
Mar 03	vs Rice	*of	4	0	0	0	0	0	0	0	0	0	0	0	0	0	1	2	0	0	.273
Mar 04	vs Michigan	*of	2	1	0	1	0	0	0	2	0	0	1	1	0	0	0	2	0	0	.257
Mar 05	vs Texas A&M	*of	7	0	3	0	0	0	0	1	0	0	0	0	0	0	1	4	0	0	.286
Mar 07	NEW MEXICO	*of	3	1	0	0	0	0	0	0	0	0	1	1	0	0	0	2	0	0	.267
Mar 10	IOWA	*of	4	1	1	1	0	0	0	1	0	0	0	0	0	0	0	3	0	0	.265
Mar 11	IOWA	*of	4	1	2	2	1	0	0	1	0	0	0	0	0	0	1	5	0	0	.283
Mar 12	IOWA	*of	3	1	0	0	0	0	0	1	0	1	1	0	0	0	2	1	0	0	.268
Mar 14	UT ARLINGTON	*of	4	1	2	1	0	0	0	0	1	0	1	0	0	0	0	0	0	0	.283
Mar 17	OKLAHOMA STAT	*of	3	0	1	0	0	0	0	0	0	0	0	0	0	0	0	2	0	0	.286
Mar 18	OKLAHOMA STAT	*of	3	1	2	0	0	0	0	2	0	0	0	0	0	0	1	2	0	0	.303
Mar 19	OKLAHOMA STAT	*of	4	1	2	1	0	0	0	1	0	0	0	0	0	0	0	2	0	0	.314
Mar 24	at Texas	*of	4	1	1	0	1	0	0	0	0	0	0	0	0	0	2	2	0	0	.311
Mar 25	at Texas	*of	3	0	2	1	0	0	0	2	1	0	0	0	0	0	0	0	1	0	.325
Mar 26	at Texas	*of	4	0	3	2	1	0	0	1	0	0	0	0	0	0	0	2	0	0	.346
Mar 31	TCU	*of	4	1	2	3	1	0	0	2	0	0	0	0	0	0	0	3	0	0	.353
Apr 01	TCU	*of	5	1	2	2	0	0	0	0	0	0	0	0	0	0	0	3	0	0	.356
Apr 02	TCU	*of	4	2	2	1	0	0	1	1	0	0	0	0	0	0	0	2	0	0	.362
Apr 07	NORTH DAKOTA	*of	3	0	0	0	0	0	0	1	0	0	0	0	0	0	1	1	0	0	.351
Apr 08	NORTH DAKOTA	*of	2	0	0	0	0	0	0	1	0	0	1	0	0	0	1	1	0	0	.343
Apr 08	NORTH DAKOTA	*of	2	0	2	1	0	0	0	2	0	0	0	0	1	0	0	0	0	0	.356
Apr 10	at Stanford	*of	2	0	0	0	0	0	0	1	0	0	1	0	0	0	1	1	0	0	.350
Apr 11	at Stanford	*of	5	1	3	2	3	0	0	1	0	0	0	0	0	0	1	0	0	0	.361
Apr 14	at Oklahoma	*of	5	3	3	1	0	0	0	1	0	0	0	0	0	0	0	0	0	0	.372
Apr 15	at Oklahoma	*of	3	1	1	0	0	0	0	3	0	0	0	0	0	0	0	1	0	0	.371
Apr 16	at Oklahoma	*of	3	0	0	0	0	0	0	1	0	0	0	0	0	0	1	0	0	0	.361
Apr 18	GRAND CANYON	*of	2	1	0	0	0	0	0	1	0	0	1	0	0	0	0	2	0	0	.355
Apr 19	GRAND CANYON	*of	4	3	2	0	0	0	0	0	0	0	1	0	0	0	0	1	0	0	.360
Apr 21	BAYLOR	*of	5	1	1	0	0	0	0	0	0	0	0	0	0	0	2	1	0	0	.354
Apr 22	BAYLOR-1	*of	5	3	2	1	1	0	1	1	0	0	0	0	0	0	1	0	0	0	.356
Apr 22	BAYLOR-2	*of	5	1	2	0	0	0	0	0	0	0	0	0	0	0	0	1	0	0	.357
Apr 25	at Abilene Christian	*of	3	2	2	2	1	0	0	2	0	0	1	0	0	0	0	0	0	0	.364
Apr 28	at Kansas State	*of	4	1	1	0	0	0	0	1	0	0	0	0	0	0	1	2	0	0	.361
Apr 29	at Kansas State	*of	4	0	1	0	0	0	0	1	0	0	0	0	0	0	0	0	0	0	.358
Apr 30	at Kansas State	*of	5	0	1	0	1	0	0	0	0	0	0	0	0	0	1	1	0	0	.353
May 05	SAM HOUSTON	*of	3	2	1	0	0	0	0	2	1	0	1	0	0	0	0	0	0	0	.352
May 07	SAM HOUSTON	*of	4	0	1	0	0	0	0	0	0	0	0	1	0	0	0	2	0	0	.350
May 09	ABILENE CHRISTI	*of	5	2	3	2	1	0	0	1	0	0	0	0	0	0	0	1	0	0	.357
May 12	at West Virginia	*of	5	0	2	1	1	0	0	0	0	0	0	0	0	1	1	1	0	0	.358
May 13	at West Virginia	*of	4	0	1	0	0	0	0	0	0	0	0	0	0	0	0	1	0	0	.356
May 14	at West Virginia	*of	3	1	0	0	0	0	0	2	0	0	0	0	0	0	0	1	0	0	.350
May 18	KANSAS	*of	4	0	1	0	1	0	0	0	0	0	0	0	0	1	1	2	0	0	.348
May 19	KANSAS	*of	5	2	3	2	1	0	0	1	0	0	0	0	0	0	0	1	0	0	.354
May 20	KANSAS	*of	3	3	3	0	1	0	0	2	1	0	0	0	0	0	0	1	0	0	.365
May 24	vs West Virginia	*of	3	0	1	2	0	0	0	1	0	0	1	0	0	0	0	3	0	0	.364
May 25	vs Oklahoma	*of	3	0	3	2	0	0	0	2	0	0	1	0	0	0	0	3	0	0	.374
May 27	vs Oklahoma State	*of	4	0	1	0	0	0	0	0	0	0	0	0	0	0	1	1	0	0	.371
May 27	vs Oklahoma State	*of	4	1	2	0	0	0	0	1	0	0	0	0	0	0	2	0	0	0	.374
Totals		56gs	206	56	77	35	17	0	2	58	4	1	15	3	1	3	24	81	1	0	.374

On base pct. .536 • Slugging pct. .485



42

KYLE ROBINSON

RIGHT-HANDED PITCHER
Sophomore | 2nd Yr. | R/R | 6-6 | 210
Vienna, VA | George C Marshall HS
CAREER HIGHS

Innings pitched: 6.0, vs Texas A&M, Mar 05, 2023

Walks allowed: 3, vs Texas A&M, Mar 05, 2023 ; at Texas, Mar 24, 2023

Strikeouts: 8, vs Oklahoma State, May 27, 2023

Batters faced: 20, Baylor, Apr 22, 2023 ; vs Texas A&M, Mar 05, 2023 ; vs Oklahoma State, May 27, 2023

PERSONAL: Born in Amery, Miss. ... son of Mark and Lynn Robinson ... brother of Nick and Emily Robinson ... Sport Management major.

NOTES: Made 12 appearances in relief totaling 11.2 innings pitched in collegiate debut season in 2022 ... did not allow an earned run in nine of 12 appearances ... a four-year letter winner in high school ... recognized as the Conference Pitcher of the Year as a senior ... threw 66.2 innings with a 1.49 ERA and 60 strikeouts in his senior season.

WARM-UP SONG: Brothers Osborne - Shoot From the Hip

2023 Game-By-Game Stats
#42 Kyle Robinson - 17 appearances (All games)

Date	Opponent	GS	IP	H	R	ER	BB	SO	2B	3B	HR	WP	BK	HBP	IBB	Score	W-L	Sv	ERA	NP
Feb 17	GONZAGA	*	2.0	5	4	3	1	1	0	1	1	0	0	0	0	8-4	0-0	0	13.50	58
Feb 26	WESTERN ILLINO	*	4.0	5	4	4	2	4	0	1	0	0	0	0	0	14-8	0-0	0	10.50	75
Mar 05	vs Texas A&M		6.0	1	0	0	3	6	0	0	0	0	0	0	0	2-4	0-0	0	5.25	79
Mar 12	IOWA	*	3.0	4	6	5	2	4	2	0	1	1	0	1	0	9-10	0-0	0	7.20	58
Mar 24	at Texas		0.2	1	3	3	3	0	1	0	0	0	0	0	1	2-6	0-0	0	8.62	20
Apr 01	TCU		1.1	0	0	0	1	1	0	0	0	0	0	0	0	7-10	0-0	0	7.94	29
Apr 08	NORTH DAKOTA		3.0	0	0	0	0	3	0	0	0	0	0	0	0	8-3	0-0	1	6.75	33
Apr 11	at Stanford		2.0	0	0	0	0	2	0	0	0	0	0	0	0	11-2	0-0	1	6.14	22
Apr 14	at Oklahoma		1.0	1	1	1	0	0	0	0	1	0	0	0	0	13-7	0-0	1	6.26	16
Apr 18	GRAND CANYON		1.0	0	0	0	1	2	0	0	0	0	0	0	0	6-1	0-0	1	6.00	19
Apr 22	BAYLOR-2		4.2	7	3	3	1	4	1	0	0	0	0	0	0	4-6	0-1	1	5.97	71
Apr 25	at Abilene Christian		1.0	2	2	2	0	0	1	0	0	0	0	0	0	15-11	0-1	1	6.37	16
Apr 29	at Kansas State		2.0	2	0	0	1	2	0	0	0	0	0	1	0	5-2	0-1	2	5.97	48
May 05	SAM HOUSTON		2.0	4	4	4	1	2	0	0	1	1	0	1	0	12-10	0-1	2	6.68	37
May 14	at West Virginia		0.2	0	0	0	0	0	0	0	0	0	0	0	0	3-5	0-1	2	6.55	1
May 19	KANSAS		1.0	1	0	0	0	2	0	0	0	0	0	0	0	8-7	1-1	2	6.37	16
May 27	vs Oklahoma State	*	5.0	4	0	0	1	8	1	0	0	0	0	0	0	5-6	1-1	2	5.58	78
Totals		4	40.1	37	27	25	17	41	6	2	4	2	0	3	1	132-10	1-1	2	5.58	-

2022 Game-By-Game Stats
#42 Kyle Robinson - 12 appearances (All games)

Date	Opponent	GS	IP	H	R	ER	BB	SO	2B	3B	HR	WP	BK	HBP	IBB	Score	W-L	Sv	ERA	NP
Feb 27	KENT STATE-2		0.1	1	1	1	0	0	0	0	1	0	0	0	0	7-5	0-0	0	27.00	7
Mar 04	MERRIMACK		1.0	0	0	0	0	1	0	0	0	0	0	1	0	17-1	0-0	0	6.75	9
Mar 06	MERRIMACK		1.0	1	0	0	0	1	0	0	0	0	0	0	0	12-4	0-0	0	3.86	6
Mar 13	at Rice		1.2	1	0	0	0	0	0	0	0	1	0	0	0	7-4	1-0	0	2.25	21
Mar 19	at IOWA		1.0	1	0	0	2	0	0	0	0	1	0	0	0	11-3	1-0	0	1.80	19
Mar 27	TEXAS		0.1	4	4	4	0	0	1	0	1	0	0	0	0	1-12	1-0	0	8.44	14
Apr 06	at Grand Canyon		1.0	2	1	1	1	1	0	0	0	0	0	0	0	7-8	1-0	0	8.53	20
Apr 12	vs Oklahoma		1.0	0	0	0	1	0	0	0	0	0	0	1	0	9-14	1-0	0	7.36	14
Apr 19	at New Mexico		1.0	1	0	0	0	1	1	0	0	0	0	0	0	10-11	1-0	0	6.48	16
Apr 26	ABILENE CHRISTI		2.0	2	0	0	1	3	0	0	0	0	0	0	0	5-8	1-0	0	5.23	36
Apr 30	at Baylor		0.1	2	0	0	0	1	1	0	0	0	0	0	0	11-1	1-0	0	5.06	15
May 26	vs Oklahoma		1.0	0	0	0	0	1	0	0	0	0	0	0	0	3-6	1-0	0	4.63	16
Totals		0	11.2	15	6	6	5	9	3	0	2	2	0	2	0	100-77	1-0	0	4.63	-

Career Stats

Year	era	w-l	app	gs	cg	sho	sv	ip	h	r	er	bb	so	2b	3b	hr	bf	bavg	wp	hbp	bk	sfa	sha
2022	4.63	1-0	12	0	0	0/0	0	11.2	15	6	6	5	9	3	0	2	55	.319	2	2	0	0	1
2023	5.58	1-1	17	4	0	0/0	2	40.1	37	27	25	17	41	6	2	4	171	.252	2	3	0	1	3
TOTAL	5.37	2-1	29	4	0	0/0	2	52.0	52	33	31	22	50	9	2	6	226	.268	4	5	0	1	4



43 BRENDAN LYSIK

LEFT-HANDED PITCHER
Sophomore | 2nd Yr. | L/L | 6-5 | 225
Waldwick, NJ | St. Joseph Regional HS

CAREER HIGHS

Innings pitched: 1.2, Oklahoma State, Mar 17, 2023
Walks allowed: 3, Iowa, Mar 10, 2023
Strikeouts: 1, 4 times
Batters faced: 8, vs Oklahoma State, May 27, 2023

PERSONAL: Born in Ridgewood, N.J. ... son of mother Kellie and father Stephen ... brother of Aiden, Kaitlyn, and Ryleigh ... major is undecided.

NOTES: Graduated from St. Joseph's Regional High School in Montvale, N.J. ... logged 46.1 innings on the mound senior season - allowed 19 hits, 11 earned runs, struck out 42 batters and finished with a 2.14 ERA.

WARM-UP SONG: Travis Scott - 5% tint

2023 Game-By-Game Stats

#43 Brendan Lysik - 10 appearances (All games)

Date	Opponent	GS	IP	H	R	ER	BB	SO	2B	3B	HR	WP	BK	HBP	IBB	Score	W-L	Sv	ERA	NP
Mar 01	AIR FORCE		0.1	0	0	0	1	0	0	0	0	0	0	0	0	18-5	0-0	0	0.00	9
Mar 05	vs Texas A&M		1.0	0	0	0	0	0	0	0	0	0	0	0	0	2-4	0-0	0	0.00	12
Mar 10	IOWA		1.1	0	0	0	3	0	0	0	0	0	0	0	0	17-5	0-0	0	0.00	25
Mar 17	OKLAHOMA STAT		1.2	1	0	0	1	1	0	0	0	0	0	0	0	8-7	0-0	0	0.00	26
Mar 24	at Texas		0.1	0	0	0	0	0	0	0	0	0	0	0	0	2-6	0-0	0	0.00	6
Mar 26	at Texas		1.0	1	1	1	1	0	1	0	0	1	0	0	0	8-9	0-1	0	1.59	16
Apr 25	at Abilene Christian		0.1	0	0	0	1	0	0	0	0	0	0	0	0	15-11	0-1	0	1.50	7
Apr 30	at Kansas State		0.1	0	0	0	0	1	0	0	0	0	0	0	0	8-10	0-1	0	1.42	4
May 05	SAM HOUSTON		0.1	0	1	1	1	0	0	0	0	1	0	0	0	12-10	0-1	0	2.70	9
May 27	vs Oklahoma State		1.1	1	2	2	2	1	0	0	0	0	0	1	0	1-8	0-1	0	4.50	38
Totals		0	8.0	3	4	4	9	4	0	0	1	1	0	1	0	91-75	0-1	0	4.50	-

2022 Game-By-Game Stats

#43 Brendan Lysik - 1 appearance (All games)

Date	Opponent	GS	IP	H	R	ER	BB	SO	2B	3B	HR	WP	BK	HBP	IBB	Score	W-L	Sv	ERA	NP
Apr 24	WEST VIRGINIA		0.0	2	3	3	1	0	0	0	1	0	0	0	0	4-15	0-0	0	999.0	18
Totals		0	0.0	2	3	3	1	0	0	0	1	0	0	0	0	4-15	0-0	0	999.0	-

Career Stats

Year	era	w-l	app	gs	cg	sho	sv	ip	h	r	er	bb	so	2b	3b	hr	bf	bavg	wp	hbp	bk	sfa	sha
2022	99.00	0-0	1	0	0	0/0	0	0.0	2	3	3	1	0	0	0	1	3	1.000	0	0	0	0	0
2023	4.50	0-1	10	0	0	0/0	0	8.0	3	4	4	9	4	0	0	1	36	.120	1	1	0	1	0
TOTAL	7.88	0-1	11	0	0	0/0	0	8.0	5	7	7	10	4	0	0	2	39	.185	1	1	0	1	0



44 BRANDON BECKEL

RIGHT-HANDED PITCHER
Junior | 3rd Yr. | R/R | 6-4 | 225
San Antonio, TX | Antonian College Prep HS

CAREER HIGHS

Innings pitched: 4.0, at West Virginia, May 12, 2023
Walks allowed: 4, at Kansas State, Apr 29, 2023
Strikeouts: 7, at West Virginia, May 12, 2023
Batters faced: 16, at West Virginia, May 12, 2023

PERSONAL: Born in San Antonio, Texas ... son to Jenine and Brad Beckel ... brother to Clayton Beckel ... academic All-State 2019-20 ... Finance major.

NOTES: After appearing five times for a total of 3.1 IP during freshman season in 2021, saw an increased role last season out of the bullpen with 18 appearances (23.2 IP) ... faced a total of 106 batters; allowed one home run in '22.

WARM-UP SONG: Drake - 9

2023 Game-By-Game Stats**#44 Brandon Beckel - 21 appearances (All games)**

Date	Opponent	GS	IP	H	R	ER	BB	SO	2B	3B	HR	WP	BK	HBP	IBB	Score	W-L	Sv	ERA	NP
Feb 20	GONZAGA		2.0	0	0	0	1	2	0	0	0	0	0	0	0	9-8	0-0	0	0.00	32
Feb 25	WESTERN ILLINO		2.2	3	2	0	1	3	1	0	0	0	0	0	0	24-9	1-0	0	0.00	44
Feb 28	AIR FORCE		2.0	0	0	0	0	4	0	0	0	0	1	0	0	9-4	1-0	0	0.00	27
Mar 05	vs Texas A&M		2.0	2	0	0	2	3	0	0	0	0	0	0	0	2-4	1-0	0	0.00	35
Mar 11	IOWA		2.0	2	1	1	0	2	0	0	1	0	0	0	0	8-3	2-0	0	0.84	34
Mar 14	UT ARLINGTON		1.0	0	0	0	1	2	0	0	0	0	0	0	0	10-1	2-0	0	0.77	20
Mar 19	OKLAHOMA STAT		2.1	2	0	0	1	3	1	0	0	0	0	1	0	12-1	3-0	0	0.64	44
Mar 31	TCU		2.0	1	0	0	0	5	1	0	0	0	0	0	0	20-16	3-0	1	0.56	28
Apr 02	TCU		2.0	1	0	0	1	3	0	0	0	0	0	0	0	10-5	3-0	2	0.50	39
Apr 08	NORTH DAKOTA		1.2	3	1	1	0	2	0	0	0	0	0	0	0	8-5	3-0	2	0.92	27
Apr 11	at Stanford		3.0	3	0	0	0	4	0	0	0	0	0	0	0	11-2	4-0	2	0.79	35
Apr 14	at Oklahoma		2.0	3	1	1	1	4	1	0	0	1	0	0	0	13-7	5-0	2	1.09	43
Apr 18	GRAND CANYON		2.0	3	0	0	0	2	1	0	0	0	0	0	0	6-1	5-0	2	1.01	37
Apr 22	BAYLOR-1		2.0	3	3	3	2	5	0	0	0	1	0	0	0	14-9	5-0	2	1.88	51
Apr 29	at Kansas State		2.0	0	0	0	4	3	0	0	0	0	0	0	0	5-2	5-0	2	1.76	42
May 05	SAM HOUSTON		1.0	0	0	0	2	1	0	0	0	0	0	0	0	12-10	5-0	3	1.71	21
May 07	SAM HOUSTON		2.2	2	0	0	1	2	1	0	0	0	0	0	0	10-8	5-0	4	1.57	33
May 12	at West Virginia		4.0	2	0	0	2	7	0	0	0	0	0	0	0	5-2	5-0	5	1.41	66
May 18	KANSAS		2.0	1	2	2	1	1	0	0	1	0	0	0	0	1-3	5-1	5	1.79	26
May 24	vs West Virginia		3.0	2	1	0	0	4	0	0	0	0	0	0	0	6-2	5-1	6	1.66	41
May 27	vs Oklahoma State		1.1	3	2	2	0	2	0	0	1	1	0	0	0	5-6	5-2	6	2.01	26
Totals		0	44.2	36	13	10	20	64	6	0	3	3	1	1	0	200-10	5-2	6	2.01	-

2022 Game-By-Game Stats**#44 Brandon Beckel - 18 appearances (All games)**

Date	Opponent	GS	IP	H	R	ER	BB	SO	2B	3B	HR	WP	BK	HBP	IBB	Score	W-L	Sv	ERA	NP
Feb 20	vs Arizona		0.1	2	2	2	0	0	1	0	0	0	0	0	0	2-13	0-0	0	54.00	8
Mar 04	MERRIMACK		2.0	0	0	0	0	2	0	0	0	0	0	0	0	17-1	0-0	0	7.71	19
Mar 06	MERRIMACK		1.0	1	0	0	0	0	1	0	0	0	0	0	0	12-4	0-0	0	5.40	14
Mar 15	NEW MEXICO		2.0	1	0	0	0	4	1	0	0	0	0	0	0	28-2	0-0	0	3.38	23
Mar 20	at IOWA		0.1	0	0	0	0	1	0	0	0	1	0	0	0	3-6	0-0	0	3.18	6
Mar 26	TEXAS		1.0	4	4	4	2	3	1	0	1	0	0	0	0	16-12	0-0	0	8.10	32
Mar 29	STEPHEN F. AUS		2.0	0	0	0	0	4	0	0	0	0	0	0	0	19-1	0-0	0	6.23	35
Apr 05	at Grand Canyon		1.0	2	3	3	2	0	1	0	0	1	0	0	0	4-9	0-0	0	8.38	25
Apr 12	vs Oklahoma		1.2	1	0	0	0	3	0	0	0	0	0	0	0	9-14	0-0	0	7.15	25
Apr 16	at TCU		1.0	1	1	1	1	3	0	1	0	1	0	0	0	3-11	0-0	0	7.30	23
Apr 19	at New Mexico		1.0	1	1	1	2	1	0	0	0	0	0	0	0	10-11	0-0	0	7.43	31
Apr 26	ABILENE CHRISTI		1.2	2	0	0	0	2	0	0	0	1	0	0	0	5-8	0-0	0	6.60	23
May 01	at Baylor		2.0	3	2	2	2	1	1	0	0	1	0	0	0	7-11	0-0	0	6.88	46
May 13	at Oklahoma State		0.0	1	0	0	1	0	0	0	0	1	0	0	0	7-6	0-0	0	6.88	9
May 20	OKLAHOMA		3.0	1	0	0	0	2	0	0	0	0	0	0	0	6-9	0-0	0	5.85	30
May 26	vs Oklahoma		0.1	0	0	0	0	0	0	0	0	0	0	0	0	3-6	0-0	0	5.75	4
May 27	vs Kansas State		1.0	0	1	0	0	0	0	0	0	0	0	0	0	5-6	0-1	0	5.48	9
Jun 05	vs Notre Dame		2.1	2	1	1	2	3	1	0	0	0	0	0	0	1-2	0-1	0	5.32	38
Totals		0	23.2	22	15	14	12	29	7	1	1	6	0	0	0	157-13	0-1	0	5.32	-

Career Stats

Year	era	w-l	app	gs	cg	sho	sv	ip	h	r	er	bb	so	2b	3b	hr	bf	bavg	wp	hbp	bk	sfa	sha
2021	16.20	0-0	5	0	0	0/0	0	3.1	6	6	6	5	6	3	0	0	20	.400	1	0	0	0	0
2022	5.32	0-1	18	0	0	0/0	0	23.2	22	15	14	12	29	7	1	1	106	.239	6	0	0	0	2
2023	2.01	5-2	21	0	0	0/0	6	44.2	36	13	10	20	64	6	0	3	192	.212	3	1	1	1	0
TOTAL	3.77	5-3	44	0	0	0/0	6	71.2	64	34	30	37	99	16	1	4	318	.231	10	1	1	1	2



45 DEREK BRIDGES

LEFT-HANDED PITCHER
Junior | 3rd Yr. | L/L | 6-1 | 230
Duncan, OK | Duncan HS

CAREER HIGHS

Innings pitched: 2.0, Abilene Christian, Apr 26, 2022 ; at Kansas State, Apr 30, 2023 ; at Oklahoma State, May 13, 2022

Walks allowed: 2, vs Arizona, Feb 20, 2022

Strikeouts: 3, Kent State, Feb 27, 2022 ; at Dallas Baptist, Mar 01, 2022

Batters faced: 8, Abilene Christian, Apr 26, 2022 ; at Kansas State, Apr 30, 2023

PERSONAL: Born in Enid, Oklahoma ... son of Darren and Jana Bridges ... brother to Kelsey and Bethany ... Accounting major.

NOTES: Earned All-Big 12 honorable mention nod last season (2022) ... made 27 appearances totaling 22.0 IP - led Tech and ranked as the sixth-most by a Big 12 player ... situational left-handed reliever that 10 times tossed less than 10 pitches in his app. last year ... out of HS, ranked as the No. 3 LHP and the No. 13 player by Perfect Game ... was on the Daily Oklahoman All-State team ... helped lead H.S. team to three state championships.

WARM-UP SONG: Foreigner - Cold as Ice

2023 Game-By-Game Stats

#45 Derek Bridges - 10 appearances (All games)

Date	Opponent	GS	IP	H	R	ER	BB	SO	2B	3B	HR	WP	BK	HBP	IBB	Score	W-L	Sv	ERA	NP
Mar 28	at New Mexico		0.2	0	1	1	1	2	0	0	0	0	0	0	0	10-11	0-0	0	13.50	17
Apr 07	NORTH DAKOTA		0.1	2	0	0	0	0	0	0	0	0	0	0	0	1-8	0-0	0	9.00	13
Apr 10	at Stanford		1.1	0	0	0	1	1	0	0	0	0	0	0	0	4-6	0-0	0	3.86	16
Apr 16	at Oklahoma		0.0	2	3	1	0	0	0	0	0	0	0	0	0	2-12	0-0	0	7.71	10
Apr 30	at Kansas State		2.0	0	2	2	1	2	0	0	0	0	0	1	0	8-10	0-0	0	8.31	28
May 05	SAM HOUSTON		0.1	0	0	0	0	0	0	0	0	0	0	0	0	12-10	1-0	0	7.71	1
May 06	SAM HOUSTON		1.0	0	0	0	0	2	0	0	0	0	0	0	0	3-9	1-0	0	6.35	11
May 07	SAM HOUSTON		0.0	1	1	1	0	0	1	0	0	0	0	0	0	10-8	1-0	0	7.94	3
May 14	at West Virginia		0.1	0	0	0	0	0	0	0	0	0	0	0	0	3-5	1-0	0	7.50	1
May 20	KANSAS		0.2	0	0	0	0	0	0	0	0	0	0	0	0	15-1	1-0	0	6.75	9
Totals		0	6.2	5	7	5	3	7	1	0	0	0	0	1	0	68-80	1-0	0	6.75	-

2022 Game-By-Game Stats

#45 Derek Bridges - 27 appearances (All games)

Date	Opponent	GS	IP	H	R	ER	BB	SO	2B	3B	HR	WP	BK	HBP	IBB	Score	W-L	Sv	ERA	NP
Feb 18	vs Michigan		0.1	0	0	0	0	0	0	0	0	0	0	0	0	7-6	0-0	0	0.00	1
Feb 20	vs Arizona		0.1	0	0	0	2	1	0	0	0	1	0	0	1	2-13	0-0	0	0.00	16
Feb 27	KENT STATE-2		1.2	0	0	0	1	3	0	0	0	1	0	0	0	7-5	0-0	0	0.00	24
Mar 01	at Dallas Baptist		1.0	1	0	0	0	3	0	0	0	0	0	0	0	4-3	0-0	0	0.00	21
Mar 06	MERRIMACK		0.1	1	0	0	0	0	1	0	0	0	0	0	0	12-4	0-0	0	0.00	6
Mar 08	vs Mississippi Stat		1.0	0	0	0	0	2	0	0	0	0	0	0	0	5-9	0-0	0	0.00	11
Mar 09	vs Mississippi Stat		1.2	0	0	0	1	1	0	0	0	0	0	0	0	7-2	0-0	0	0.00	30
Mar 12	at Rice		0.1	1	0	0	0	1	0	0	0	0	0	0	0	3-2	0-0	0	0.00	7
Mar 16	NEW MEXICO		0.2	1	0	0	0	0	1	0	0	0	0	0	0	11-5	0-0	0	0.00	5
Mar 20	at IOWA		0.2	1	1	0	0	0	0	0	0	0	0	0	0	3-6	0-0	0	0.00	10
Mar 22	CALIFORNIA BAP		0.2	0	0	0	0	0	0	0	0	0	0	0	0	6-3	0-0	0	0.00	7
Mar 25	TEXAS		1.0	0	0	0	0	0	0	0	0	0	0	0	0	5-4	0-0	0	0.00	17
Mar 26	TEXAS		0.2	2	0	0	0	0	1	0	0	0	0	0	0	16-12	1-0	0	0.00	12
Apr 05	at Grand Canyon		1.0	1	1	0	1	0	0	0	0	0	0	0	0	4-9	1-0	0	0.00	16
Apr 08	KANSAS STATE		1.0	0	0	0	0	0	0	0	0	0	0	0	0	6-3	1-0	0	0.00	6
Apr 12	vs Oklahoma		0.1	4	2	2	1	1	0	0	0	1	0	0	1	9-14	1-0	0	1.42	15
Apr 16	at TCU		0.1	1	0	0	0	1	1	0	0	0	0	0	0	3-11	1-0	0	1.38	9
Apr 26	ABILENE CHRISTI		2.0	3	1	1	0	1	1	0	1	0	0	0	0	5-8	1-0	0	1.80	25
Apr 30	at Baylor		0.2	0	0	0	0	1	0	0	0	0	0	0	0	11-1	1-0	0	1.72	11
May 01	at Baylor		0.0	0	1	1	1	0	0	0	0	0	0	0	0	7-11	1-0	0	2.30	7
May 13	at Oklahoma State		2.0	1	1	1	0	2	0	0	1	0	0	0	0	7-6	1-0	0	2.55	33
May 14	at Oklahoma State		0.1	0	0	0	0	1	0	0	0	0	0	0	0	9-3	1-0	0	2.50	4
May 20	OKLAHOMA		1.0	2	3	3	1	1	1	0	0	0	0	1	0	6-9	1-0	0	3.79	34
May 25	vs Kansas State		0.1	0	0	0	0	1	0	0	0	0	0	0	0	5-3	1-0	0	3.72	5
May 27	vs Kansas State		1.1	0	0	0	1	1	0	0	0	0	0	0	0	5-6	1-0	0	3.48	21
Jun 03	vs Notre Dame		0.2	0	0	0	0	2	0	0	0	0	0	0	0	2-3	1-0	0	3.38	10
Jun 04	vs UNC Greensbor		0.2	1	0	0	0	1	0	0	0	0	0	0	0	2-0	1-0	1	3.27	12
Totals		0	22.0	20	10	8	9	24	6	0	2	3	0	2	1	169-16	1-0	1	3.27	-

Career Stats

Year	era	w-l	app	gs	cg	sho	sv	ip	h	r	er	bb	so	2b	3b	hr	bf	bavg	wp	hbp	bk	sfa	sha
2021	3.97	0-0	19	0	0	0/2	1	11.1	12	7	5	0	11	1	1	2	48	.273	0	3	0	1	0
2022	3.27	1-0	27	0	0	0/1	1	22.0	20	10	8	9	24	6	0	2	94	.247	3	2	0	1	1
2023	6.75	1-0	10	0	0	0/0	0	6.2	5	7	5	3	7	1	0	0	29	.208	0	1	0	0	1
TOTAL	4.05	2-0	56	0	0	0/3	2	40.0	37	24	18	12	42	8	1	4	171	.248	3	6	0	2	2



46 RYAN FREE

LEFT-HANDED PITCHER

Junior | 3rd Yr. (1st at Tech) | L/L | 6-2 | 190

Frisco, TX | Frisco HS | Grayson College

CAREER HIGHS

Innings pitched: 5.0, at Oklahoma, Apr 15, 2023

Walks allowed: 2, at Stanford, Apr 11, 2023 ; at Texas, Mar 26, 2023 ; at West Virginia, May 14, 2023

Strikeouts: 9, at Oklahoma, Apr 15, 2023

Batters faced: 15, TCU, Apr 02, 2023 ; at Oklahoma, Apr 15, 2023

PERSONAL: Father Kelly Free played baseball at Texas Tech ... mother Tracy Free played golf at Texas Tech and in LPGA ... has brother Jared Free.**NOTES:** Played freshman and sophomore seasons at Grayson College (alongside teammate Dax Dathe) ... over two-year career, totaled 102.2 innings pitched with 132 strikeouts for 11.57 strikeouts per nine and an 11-4 record ... was named a second-team NJCAC All-Conference pitcher after 2021 freshman season.**WARM-UP SONG:** ABBA - Dancing Queen**2023 Game-By-Game Stats****#46 Ryan Free - 25 appearances (All games)**

Date	Opponent	GS	IP	H	R	ER	BB	SO	2B	3B	HR	WP	BK	HBP	IBB	Score	W-L	Sv	ERA	NP
Feb 19	GONZAGA		1.0	1	1	1	1	0	0	0	1	0	0	0	0	12-3	0-0	0	9.00	21
Feb 26	WESTERN ILLINO		2.0	4	4	3	1	4	3	0	0	0	0	0	0	14-8	0-0	0	12.00	52
Mar 03	vs Rice		1.2	0	0	0	0	3	0	0	0	0	0	0	0	2-3	0-0	0	7.71	31
Mar 05	vs Texas A&M		2.0	0	0	0	1	3	0	0	0	0	0	0	0	2-4	0-0	0	5.40	28
Mar 10	IOWA		2.0	1	0	0	0	4	0	0	0	0	0	0	0	17-5	1-0	0	4.15	35
Mar 12	IOWA		0.1	1	2	0	0	1	0	0	0	0	0	0	0	9-10	1-1	0	4.00	15
Mar 15	UT ARLINGTON		0.2	0	0	0	0	1	0	0	0	0	0	0	0	14-7	1-1	0	3.72	4
Mar 17	OKLAHOMA STAT		2.0	0	0	0	0	1	0	0	0	0	0	0	0	8-7	2-1	0	3.09	18
Mar 19	OKLAHOMA STAT		1.0	0	0	0	1	0	0	0	0	0	0	0	0	12-1	2-1	0	2.84	20
Mar 24	at Texas		1.2	1	1	1	0	1	0	0	1	0	0	0	0	2-6	2-2	0	3.14	22
Mar 26	at Texas		0.1	2	2	2	2	0	0	0	0	0	0	0	0	8-9	2-2	0	4.30	17
Mar 28	at New Mexico		1.2	1	1	1	0	2	0	0	1	2	0	0	0	10-11	2-3	0	4.41	25
Apr 02	TCU		3.0	2	1	0	1	2	0	0	0	0	0	2	0	10-5	3-3	0	3.72	61
Apr 08	NORTH DAKOTA		1.0	1	0	0	0	1	0	0	0	0	0	0	0	8-5	3-3	1	3.54	17
Apr 11	at Stanford		1.2	3	0	0	2	2	0	0	0	0	0	0	0	11-2	3-3	1	3.27	36
Apr 15	at Oklahoma		5.0	0	0	0	0	9	0	0	0	0	0	0	0	9-5	4-3	1	2.67	66
Apr 22	BAYLOR-1		2.0	3	2	2	1	4	1	0	0	0	0	0	0	14-9	5-3	1	3.10	55
Apr 28	at Kansas State		1.0	3	2	2	0	0	0	0	1	0	0	0	0	2-3	5-4	1	3.60	23
Apr 30	at Kansas State		0.0	0	0	0	1	0	0	0	0	0	0	0	0	8-10	5-4	1	3.60	6
May 07	SAM HOUSTON		0.2	2	1	1	1	0	0	0	0	0	0	0	0	10-8	5-4	1	3.82	23
May 09	ABILENE CHRISTI		1.0	0	0	0	0	1	0	0	0	0	0	0	0	13-3	5-4	1	3.69	22
May 14	at West Virginia		3.0	3	2	2	2	3	0	0	1	0	0	0	0	3-5	5-4	1	3.89	46
May 19	KANSAS		4.0	2	2	2	0	5	0	0	1	0	0	0	0	8-7	5-4	1	3.96	56
May 25	vs Oklahoma		0.2	1	0	0	0	1	0	0	0	1	0	0	0	10-9	5-4	1	3.89	14
May 27	vs Oklahoma State		2.0	5	3	3	0	2	0	0	1	0	0	0	0	5-6	5-4	1	4.35	35
Totals		0	41.1	36	24	20	14	50	4	0	7	3	0	2	0	221-15	5-4	1	4.35	-



47

ETHAN COOMBES

RIGHT-HANDED PITCHER

Senior | 6th Yr. (1st at Tech) | R/R | 6-2 | 200

Roswell, N.M. | Goddard HS | Lubbock Christian

CAREER HIGHS

Innings pitched: 2.0, North Dakota State, Apr 07, 2023 ;
 Oklahoma State, Mar 17, 2023 ; at Texas, Mar 25, 2023
 Walks allowed: 2, at Stanford, Apr 10, 2023 ; Oklahoma
 State, Mar 17, 2023 ; TCU, Mar 31, 2023
 Strikeouts: 5, North Dakota State, Apr 07, 2023
 ; Oklahoma State, Mar 17, 2023
 Batters faced: 9, Oklahoma State, Mar 17, 2023
 ; at Texas, Mar 25, 2023

PERSONAL: Born in Roswell, New Mexico ... son of
 Michelle and Frank Coombes ... brother to Brendan and
 Michaela Coombes ... received bachelor's from Lubbock
 Christian University ... pursuing a Master's in Sports
 Management.

NOTES: Joins the Red Raiders after stops at three different
 programs over the last five years ... collegiate career
 started at Eastern New Mexico University (2018-20), then
 played one season at Howard Payne (2021) before joining
 Lubbock Christian's squad most recently (2022).

WARM-UP SONG: XXXTentacion - Woah

2023 Game-By-Game Stats

#47 Ethan Coombes - 21 appearances (All games)

Date	Opponent	GS	IP	H	R	ER	BB	SO	2B	3B	HR	WP	BK	HBP	IBB	Score	W-L	Sv	ERA	NP	
Feb 19	GONZAGA		1.0	2	2	0	0	2	0	0	0	0	0	0	1	0	12-3	0-0	0	0.00	24
Feb 28	AIR FORCE		1.0	3	1	1	0	2	0	0	1	0	0	0	0	0	9-4	0-0	0	4.50	22
Mar 10	IOWA		0.2	0	0	0	1	2	0	0	0	1	0	0	0	0	17-5	0-0	0	3.38	14
Mar 17	OKLAHOMA STAT		2.0	1	0	0	2	5	0	0	0	1	0	0	0	0	8-7	0-0	0	1.93	40
Mar 25	at Texas		2.0	2	1	1	0	4	1	0	0	0	0	0	1	0	5-6	0-0	0	2.70	39
Mar 28	at New Mexico		0.0	2	1	1	0	0	0	0	0	0	0	0	0	0	10-11	0-0	0	4.05	9
Mar 31	TCU		0.2	0	0	0	2	2	0	0	0	0	0	0	0	0	20-16	1-0	0	3.68	19
Apr 07	NORTH DAKOTA		2.0	1	0	0	1	5	1	0	0	0	0	0	0	0	1-8	1-0	0	2.89	34
Apr 10	at Stanford		1.1	1	1	1	2	2	1	0	0	0	0	0	0	0	4-6	1-0	0	3.38	31
Apr 14	at Oklahoma		0.1	0	0	0	0	1	0	0	0	0	0	0	2	0	13-7	1-0	0	3.27	10
Apr 19	GRAND CANYON		1.0	0	0	0	0	1	0	0	0	0	0	0	0	0	11-6	1-0	0	3.00	14
Apr 22	BAYLOR-2		0.2	0	0	0	0	2	0	0	0	0	0	0	0	0	4-6	1-0	0	2.84	13
Apr 25	at Abilene Christian		1.2	1	0	0	0	3	1	0	0	0	0	0	0	0	15-11	2-0	0	2.51	22
Apr 28	at Kansas State		1.0	0	0	0	0	1	0	0	0	0	0	0	0	0	2-3	2-0	0	2.35	12
Apr 30	at Kansas State		0.2	1	1	1	1	0	0	0	0	0	0	0	0	0	8-10	2-0	0	2.81	16
May 05	SAM HOUSTON		0.1	0	0	0	1	0	0	0	0	0	0	0	0	0	12-10	2-0	0	2.76	7
May 12	at West Virginia		0.1	1	0	0	0	1	0	0	0	0	0	0	0	0	5-2	3-0	0	2.70	6
May 14	at West Virginia		0.0	0	0	0	1	0	0	0	0	0	0	0	0	0	3-5	3-0	0	2.70	4
May 19	KANSAS		1.1	1	1	1	0	2	0	0	1	0	0	0	0	0	8-7	3-0	0	3.00	22
May 25	vs Oklahoma		0.1	0	0	0	0	1	0	0	0	0	0	0	0	0	10-9	3-0	0	2.95	3
May 27	vs Oklahoma State		0.0	0	1	0	0	0	0	0	0	0	0	0	0	0	5-6	3-0	0	2.95	1
Totals		0	18.1	16	9	6	11	36	4	0	2	2	0	4	0	182-14	3-0	0	2.95		



50

DREW WOODCOX

INFIELD/OUTFIELD

Junior | 3rd Yr. (Tech/Rice/Tech) | R/R | 6-0 | 205

Houston, TX | Lamar HS | Texas Tech | Rice

CAREER HIGHS (@ Texas Tech)

Hits: 3, Air Force, Mar 01, 2023

Triples: 1, Air Force, Mar 01, 2023

Home runs: 2, South Florida, Mar 26, 2021

Total bases: 8, Air Force, Mar 01, 2023 ; South Florida, Mar 26, 2021

RBI: 6, Air Force, Mar 01, 2023

Runs scored: 3, Air Force, Mar 01, 2023

Walks: 2, at Texas, Mar 26, 2023 ; Gonzaga, Mar 09, 2021

Hit by pitch: 2, South Florida, Mar 26, 2021

PERSONAL: Born in Houston, Texas ... son of Joe and Kristen Woodcox ... brother to Wilson and Bella Woodcox ... national Honor Society recipient in high school ... plans to major in Finance.

NOTES: About to begin a second stint with the Red Raiders ... spent freshman season at Texas Tech in 2021 before transferring to Rice for sophomore season in 2022 ... appeared in 30 games and made 24 starts at Rice last season ... saw action in 20 games with eight starts as a Red Raider in 2021.

WALK-UP SONG: Kesha - We R Who We R

2023 Game-By-Game Stats

#50 Drew Woodcox - 24 games (All games)

Date	Opponent	Pos	AB	R	H	RBI	2B	3B	HR	BB	SB	CS	HBP	SAC	SF	GDP	K	PO	A	E	Avg
Feb 19	GONZAGA	ph	1	1	0	0	0	0	0	0	0	0	0	0	0	0	0	0	0	0	.000
Feb 24	WESTERN ILLINO	ph	0	0	0	0	0	0	0	0	0	0	1	0	0	0	0	0	0	0	.000
Feb 25	WESTERN ILLINO	*dh	3	1	1	1	0	0	0	1	0	0	1	0	1	0	0	0	0	0	.250
Feb 25	WESTERN ILLINO	*dh	4	2	1	2	0	0	1	0	0	0	0	0	0	0	1	0	0	0	.250
Feb 26	WESTERN ILLINO	*of	6	1	1	1	0	0	0	0	0	0	0	0	0	0	2	1	0	0	.214
Feb 28	AIR FORCE	*dh	3	0	0	0	0	0	0	1	0	0	0	0	0	0	2	0	0	0	.176
Mar 01	AIR FORCE	*dh	5	3	3	6	0	1	1	0	0	0	0	0	1	0	1	0	0	0	.273
Mar 03	vs Rice	*dh	3	1	0	0	0	0	0	1	0	0	0	0	0	0	2	0	0	0	.240
Mar 05	vs Texas A&M	ph	1	0	0	0	0	0	0	0	0	0	0	0	0	0	1	0	0	0	.231
Mar 10	IOWA	ph/d	4	1	2	2	0	0	1	0	0	0	0	0	0	0	1	0	0	0	.267
Mar 12	IOWA	ph/d	1	0	0	0	0	0	0	0	0	0	1	0	0	0	1	0	0	0	.258
Mar 25	at Texas	ph	1	0	1	0	0	0	0	0	0	0	0	0	0	0	0	0	0	0	.281
Mar 26	at Texas	*dh	3	1	2	1	0	0	0	2	0	0	0	0	0	0	1	0	0	0	.314
Mar 28	at New Mexico	*dh	4	2	0	0	0	0	0	1	0	0	0	0	0	0	0	0	0	0	.282
Mar 31	TCU	ph	0	1	0	1	0	0	0	1	0	0	0	0	0	0	0	0	0	0	.282
Apr 08	NORTH DAKOTA	*of	4	0	0	0	0	0	0	0	0	0	0	0	0	0	2	2	0	1	.256
Apr 10	at Stanford	ph/of	1	0	0	0	0	0	0	0	0	0	0	0	0	0	1	0	0	0	.250
Apr 14	at Oklahoma	pr/dh	0	1	0	0	0	0	0	1	0	0	0	0	0	0	0	0	0	0	.250
Apr 16	at Oklahoma	ph	1	0	0	0	0	0	0	0	0	0	0	0	0	0	1	0	0	0	.244
Apr 25	at Abilene Christian	ph	1	0	0	0	0	0	0	0	0	0	0	0	0	0	1	0	0	0	.239
May 05	SAM HOUSTON	ph	1	1	1	1	0	0	0	0	0	0	0	0	0	0	0	0	0	0	.255
May 06	SAM HOUSTON	*of	4	0	0	0	0	0	0	0	0	0	0	0	0	0	1	2	0	0	.235
May 27	vs Oklahoma State	ph/of	2	0	1	0	0	0	0	0	0	0	0	0	0	0	0	2	0	0	.245
May 27	vs Oklahoma State	ph	1	0	1	0	0	0	0	0	0	0	0	0	0	0	0	0	0	0	.259
Totals		10gs	54	16	14	15	0	1	3	8	0	0	3	0	2	0	18	7	0	1	.259

On base pct. .373 • Slugging pct. .463



51

ZACH ERDMAN

LEFT-HANDED PITCHER

Freshman | 1st Yr. | R/L | 6-2 | 185

Keller, TX | Keller HS

CAREER HIGHS

Innings pitched: 4.0, vs Oklahoma State, May 27, 2023

Walks allowed: 3, New Mexico, Mar 07, 2023

Strikeouts: 5, vs Oklahoma State, May 27, 2023

Batters faced: 17, New Mexico, Mar 07, 2023

PERSONAL: Born in The Woodlands ... son of David and Donna Erdman ... has one sibling, Ashton ... majoring in Business/Finance.

NOTES: Earned an honorable mention nod for the TSWA/Blue Bell 6A All-State Team ... named to District 4-6A First-Team ... recorded 60 innings pitched and 90 strikeouts for a 2.00 ERA ranked the No. 16 left-handed pitcher in the state of Texas and the No. 155 player in the nation by Perfect Game.

WARM-UP SONG: Meek Mill - Intro (hate on me)

2023 Game-By-Game Stats

#51 Zach Erdman - 6 appearances (All games)

Date	Opponent	GS	IP	H	R	ER	BB	SO	2B	3B	HR	WP	BK	HBP	IBB	Score	W-L	Sv	ERA	NP
Feb 25	WESTERN ILLINO		1.0	2	0	0	0	1	0	0	0	0	0	0	0	24-9	0-0	0	0.00	9
Feb 28	AIR FORCE		3.0	2	0	0	0	2	0	0	0	0	0	0	0	9-4	1-0	0	0.00	37
Mar 07	NEW MEXICO	*	2.2	4	2	1	3	1	1	0	0	1	0	1	0	6-3	1-0	0	1.35	54
Mar 15	UT ARLINGTON	*	3.0	4	1	1	0	3	1	0	0	0	0	1	0	14-7	1-0	0	1.86	50
Apr 08	NORTH DAKOTA		0.1	3	3	3	2	0	2	0	0	0	0	0	0	8-5	1-0	0	4.50	30
May 27	vs Oklahoma State		4.0	0	0	0	1	5	0	0	0	0	0	0	0	1-8	1-0	0	3.21	43
Totals		2	14.0	15	6	5	6	12	4	0	0	1	0	2	0	62-36	1-0	0	3.21	-



52

JOSH SANDERS

RIGHT-HANDED PITCHER
Junior | 3rd Yr. | R/R | 6-3 | 180
Yukon, OK | Yukon HS
CAREER HIGHS

Innings pitched: 4.0, at Rice, Mar 11, 2022

Walks allowed: 3, at Abilene Christian, May 03, 2022

Strikeouts: 5, at Rice, Mar 11, 2022

Batters faced: 15, UT Arlington, Mar 15, 2023

PERSONAL: Born in Yukon, Oklahoma ... son to Theresa Hall and Bill Sanders ... brother to Kelsey Sanders ... majoring in Kinesiology.

NOTES: Earned first career save on March 11 at Rice; it was a 4.0 inning zero run, one-hit effort to close the game ... logged first career win on March 25 versus then-No. 2 Texas.

WARM-UP SONG: White Stripes - 7 Nation Army

2023 Game-By-Game Stats
#52 Josh Sanders - 17 appearances (All games)

Date	Opponent	GS	IP	H	R	ER	BB	SO	2B	3B	HR	WP	BK	HBP	IBB	Score	W-L	Sv	ERA	NP
Feb 17	GONZAGA		1.0	0	0	0	0	0	0	0	0	0	0	0	0	8-4	0-0	0	0.00	18
Feb 20	GONZAGA		2.0	1	3	0	0	1	0	0	1	0	0	0	0	9-8	0-0	0	0.00	28
Feb 24	WESTERN ILLINO		1.0	0	0	0	0	1	0	0	0	0	0	0	0	11-3	0-0	0	0.00	11
Feb 28	AIR FORCE		1.2	3	3	3	0	0	0	0	2	0	0	0	0	9-4	0-0	0	4.76	25
Mar 03	vs Rice		1.2	2	0	0	0	2	0	0	0	0	0	0	0	2-3	0-0	0	3.68	27
Mar 10	IOWA		1.0	0	0	0	1	1	0	0	0	0	0	0	0	17-5	0-0	0	3.24	19
Mar 12	IOWA		0.0	2	1	0	0	0	1	0	0	0	0	0	0	9-10	0-0	0	3.24	10
Mar 15	UT ARLINGTON		3.0	6	2	2	1	2	1	0	0	0	0	0	0	14-7	1-0	0	3.97	42
Mar 25	at Texas		0.1	2	2	2	0	0	0	0	0	0	0	0	0	5-6	1-0	0	5.40	7
Mar 31	TCU		1.2	1	1	1	2	2	0	0	0	0	0	0	0	20-16	1-0	0	5.40	41
Apr 16	at Oklahoma		2.0	3	3	3	2	0	1	0	0	0	0	0	0	2-12	1-0	0	6.46	39
Apr 19	GRAND CANYON		1.0	1	3	2	1	0	0	0	0	0	0	0	1	11-6	1-0	0	7.16	28
Apr 30	at Kansas State		1.1	2	1	1	0	1	0	0	0	1	0	1	0	8-10	1-0	0	7.13	28
May 05	SAM HOUSTON		1.1	3	0	0	1	2	0	0	0	1	0	0	1	12-10	1-0	0	6.63	19
May 07	SAM HOUSTON		2.2	2	1	1	0	0	1	0	0	0	0	1	0	10-8	2-0	0	6.23	26
May 14	at West Virginia		1.0	2	2	2	1	1	0	0	1	0	0	0	0	3-5	2-1	0	6.75	16
May 25	vs Oklahoma		3.0	0	0	0	0	2	0	0	0	0	0	0	0	10-9	3-1	0	5.96	33
Totals		0	25.2	30	22	17	9	15	4	0	4	2	0	3	1	160-12	3-1	0	5.96	-

2022 Game-By-Game Stats
#52 Josh Sanders - 18 appearances (All games)

Date	Opponent	GS	IP	H	R	ER	BB	SO	2B	3B	HR	WP	BK	HBP	IBB	Score	W-L	Sv	ERA	NP
Feb 18	vs Michigan		1.0	3	1	1	0	1	0	0	0	0	0	0	0	7-6	0-0	0	9.00	29
Feb 27	KENT STATE-2		1.0	3	3	3	0	1	0	0	0	0	0	1	0	7-5	0-0	0	18.00	18
Mar 06	MERRIMACK		1.2	2	2	1	1	2	0	0	0	1	0	0	0	12-4	0-0	0	12.27	36
Mar 11	at Rice		4.0	1	0	0	1	5	0	0	0	0	0	0	0	10-1	0-0	1	5.87	50
Mar 16	NEW MEXICO		2.0	1	1	1	0	2	0	1	0	0	0	0	0	11-5	0-0	1	5.59	34
Mar 22	CALIFORNIA BAP		1.1	0	0	0	1	2	0	0	0	0	0	0	0	6-3	0-0	1	4.91	21
Mar 25	TEXAS		2.0	1	0	0	0	3	1	0	0	0	0	0	0	5-4	1-0	1	4.15	31
Mar 27	TEXAS		1.1	4	2	2	0	2	1	0	0	0	0	0	0	1-12	1-0	1	5.02	21
Apr 03	at Kansas		1.0	2	1	1	0	0	0	0	0	0	0	0	0	5-8	1-0	1	5.28	19
Apr 10	KANSAS STATE		2.0	2	0	0	1	3	0	0	0	0	0	0	1	7-6	1-0	1	4.67	27
Apr 12	vs Oklahoma		0.2	2	2	2	0	0	0	0	1	0	0	0	0	9-14	1-0	1	5.50	13
Apr 19	at New Mexico		2.0	5	2	2	0	1	0	0	1	0	0	0	0	10-11	1-0	1	5.85	37
Apr 24	WEST VIRGINIA		0.2	3	2	2	0	1	1	0	0	0	0	0	0	4-15	1-0	1	6.53	14
Apr 26	ABILENE CHRISTI		0.0	0	1	1	1	0	0	0	0	0	0	0	0	5-8	1-0	1	6.97	6
May 03	at Abilene Christian		0.1	0	1	1	3	0	0	0	0	0	0	0	0	16-12	1-0	1	7.29	18
May 13	at Oklahoma State		0.2	1	1	1	0	0	1	0	0	0	0	0	0	7-6	1-0	1	7.48	10
May 15	at Oklahoma State		0.2	3	2	2	1	0	1	0	0	0	0	0	0	6-4	1-0	1	8.06	19
Jun 05	vs Notre Dame		2.2	3	0	0	0	3	0	0	0	0	1	1	0	1-2	1-0	1	7.20	43
Totals		0	25.0	36	21	20	9	26	5	1	2	1	1	2	1	129-12	1-0	1	7.20	-

Career Stats

Year	era	w-l	app	gs	cg	sho	sv	ip	h	r	er	bb	so	2b	3b	hr	bf	bavg	wp	hbp	bk	sfa	sha
2021	2.89	0-0	8	0	0	0/0	0	9.1	10	4	3	4	10	4	0	0	42	.286	3	1	0	1	1
2022	7.20	1-0	18	0	0	0/0	1	25.0	36	21	20	9	26	5	1	2	120	.333	1	2	1	1	0
2023	5.96	3-1	17	0	0	0/0	0	25.2	30	22	17	9	15	4	0	4	120	.283	2	3	0	1	0
TOTAL	6.00	4-1	43	0	0	0/0	1	60.0	76	47	40	22	51	13	1	6	282	.305	6	6	1	3	1



TV/RADIO ROSTER



DILLON CARTER
Jr. | 4th Yr. | OF | L/R
Flower Mound, TX
Argyle HS



GAGE HARRELSON
Fr. | 1st Yr. | OF | L/L
Warner Robins, GA
Houston County HS




TRACER LOPEZ
Fr. | 1st Yr. | INF | L/R
Rosebud, TX
C.H. Yoe HS



KEVIN BAZZELL
Rfr. | 2nd Yr. | C/INF | R/R
Rockwall, TX
Rockwall-Heath HS




HUDSON WHITE
So. | 2nd Yr. | C/INF | R/R
Keller, TX
Byron Nelson HS



JERIC CURTIS
Fr. | 1st Yr. | OF | R/R
Cypress, TX
Tomball Memorial HS



CADE MCGARRH
Fr. | 1st Yr. | INF | L/R
Frisco, TX
Frisco Liberty HS



ZAC VOOLETICH
Sr. | 5th Yr. | INF/OF | R/R
San Antonio, TX
TR - Navarro JC



TY COLEMAN
Sr. | 5th Yr. | INF/OF | R/R
Midland, TX
TR - Texas A&M



ANDREW DEVINE
Jr. | 4th Yr. | RHP | R/R
Simi Valley, CA
Simi Valley HS



GAVIN KASH
So. | 2nd Yr. | INF | L/R
Sour Lake, TX
TR - Texas



WILL BURNS
Fr. | 1st Yr. | INF | R/R
Mission Viejo, CA
Trabuco Hills, HS



AUSTIN GREEN
Jr. | 3rd Yr. | INF/OF | S/R
Diana, TX
TR - Weatherford JC



MASON MOLINA
So. | 2nd Yr. | LHP | R/L
Rancho Santa Margarita, CA
Trabuco Hills HS



OWEN WASHBURN
So. | 2nd Yr. | RHP/OF | L/R
Webster, WI
Webster, HS



DYLAN MAXCEY
Fr. | 1st Yr. | C | R/R
Friendswood, TX
Friendswood HS




TABER FAST
Fr. | 1st Yr. | LHP/UTL | L/L
Chehalis, Wash.
Olympia HS



BO BLESSIE
Sr. | 5th Yr. | RHP | R/R
Midland, TX
TR - Midland College



DAMIAN BRAVO
Fr. | 1st Yr. | UTL | R/R
Haltom City, TX
Haltom HS



TRENDAN PARISH
So. | 2nd Yr. | RHP | R/R
Poolville, TX
Southwest Christian HS



RYAN BROME
So. | 2nd Yr. | INF/OF | L/R
Katy, TX
Katy HS



ZANE PETTY
Fr. | 1st Yr. | RHP | R/R
Corsicana, TX
Corsicana HS



GARRETT CROWLEY
Sr. | 5th Yr. | LHP | L/L
Queens, NY
TR - Fordham



DAX DATHE
Jr. | 4th Yr. | RHP | R/R
Roundrock, TX
TR - Grayson



JACOB ROGERS
Fr. | 1st Yr. | RHP | R/R
Friendswood, TX
Friendswood HS



JASE LOPEZ
Jr. | 4th Yr. | RHP | R/R
Brook, TX
TR - Weatherford JC



BRENDAN GIRTAN
RSo. | 3rd Yr. | RHP | R/R
Gage, OK
Shattuck HS




NOLEN HESTER
Sr. | 5th Yr. | OF | L/L
Mount Pleasant, TX
TR - Wofford




KYLE ROBINSON
So. | 2nd Yr. | RHP | R/R
Vienna, VA
George C Marshall HS




BRENDAN LYSIK
So. | 2nd Yr. | LHP | L/L
Waldwick, NJ
St. Joseph Regional HS



BRANDON BECKEL
Jr. | 3rd Yr. | RHP | R/R
San Antonio, TX
Antonion College Prep



DEREK BRIDGES
Jr. | 3rd Yr. | LHP | L/L
Duncan, OK
Duncan HS



RYAN FREE
Jr. | 3rd Yr. | LHP | L/L
Frisco, TX
TR - Grayson College



ETHAN COOMBES
Sr. | 6th Yr. | RHP | R/R
Roswell, NM
TR - Lubbock Christian



DREW WOODCOX
Jr. | 3rd Yr. | INF/OF | R/R
Houston, TX
TR - Rice



ZACH ERDMAN
Fr. | 1st Yr. | LHP | R/L
Keller, TX
Keller HS



JOSH SANDERS
Jr. | 3rd Yr. | RHP | R/R
Yukon, OK
Yukon HS



NOLAN FOSTER
Fr. | 1st Yr. | RHP | R/R
McKinney, TX
McKinney Boyd HS



JACK LIVINGSTONE
Fr. | 1st Yr. | RHP | R/R
Lucas, TX
Lovejoy HS




TIM TADLOCK
Head Coach
11th Season



J-BOB THOMAS
Asst. Coach
11th Season



MATT GARDNER
Asst. Coach
10th Season



ERIC GUTIERREZ
Volunteer Asst.
5th Season



RAY HAYWARD
Special Asst.
11th Season



JOE HUGHES
Dir. of Operations
11th Season