

SITE: Minute Maid Park | Houston, Texas



FEBRUARY (5-3)

17	SEATTLE U	SECN+	W, 8-2
18	SEATTLE U	SECN+	W, 6-3
19	SEATTLE U	SECN+	W, 14-2 (8)
21	LAMAR	SECN+	L, 7-4
24	PORTLAND	SECN+	L, 10-3
25	PORTLAND	SECN+	L, 4-1
26	PORTLAND	SECN+	W, 5-4
28	HOUSTON CHRISTIAN	SECN+	W, 23-0

MARCH (0-0)

03	vs Louisville	%	SECN+	7:00 p.m.
04	vs Rice	%	SECN+	7:00 p.m.
05	vs Texas Tech	%	SECN+	7:00 p.m.
07	UIW		SECN+	6:00 p.m.
08	at Rice		CUSA.tv	7:00 p.m.
10	NORTHERN KENTUCKY		SECN+	6:00 p.m.
11	NORTHERN KENTUCKY		SECN+	2:00 p.m.
12	NORTHERN KENTUCKY		SECN+	1:00 p.m.
14	at Houston		SECN+	6:00 p.m.
17	LSU*		SECN	6:00 p.m.
18	LSU*		SECN+	2:00 p.m.
19	LSU*		SECN+	1:00 p.m.
21	RICE		SECN+	6:00 p.m.
24	at Tennessee*		SECN+	6:30 p.m.
25	at Tennessee*		ESPN2	11:00 a.m.
26	at Tennessee*		SECN+	1:00 p.m.
28	TEXAS		SECN	6:00 p.m.
31	OLE MISS*		SECN+	6:00 p.m.

APRIL (0-0)

01	OLE MISS*	SECN	7:00 p.m.
02	OLE MISS*	SECN+	1:00 p.m.
04	TEXAS STATE	SECN+	6:00 p.m.
06	at Auburn*	SECN	7:00 p.m.
07	at Auburn*	SECN+	6:00 p.m.
08	at Auburn*	SECN+	4:00 p.m.
11	UTSA	SECN+	6:00 p.m.
13	MISSOURI*	ESPNU	6:00 p.m.
14	MISSOURI*	SECN+	6:00 p.m.
15	MISSOURI*	SECN+	12:30 p.m.
19	PRAIRIE VIEW A&M	SECN	6:00 p.m.
21	at Kentucky*	SECN+	6:30 p.m.
22	at Kentucky*	SECN+	2:00 p.m.
23	at Kentucky*	SECN+	1:00 p.m.
25	SAM HOUSTON	SECN+	6:00 p.m.
27	at Arkansas*	ESPNU	7:00 p.m.
28	at Arkansas*	SECN+	6:00 p.m.
29	at Arkansas*	SECN	aa:00 a.m.

MAY (0-0)

02	TARLETON	SECN+	6:00 p.m.
05	FLORIDA*	SECN+	6:00 p.m.
06	FLORIDA*	SECN	5:00 p.m.
07	FLORIDA*	SECN+	1:00 p.m.
09	UTRGV	SECN+	6:00 p.m.
12	ALABAMA*	SECN+	6:00 p.m.
13	ALABAMA*	SECN+	2:00 p.m.
14	ALABAMA*	SECN	3:00 p.m.
18	at Mississippi State*	SECN+	6:00 p.m.
19	at Mississippi State*	SECN+	6:00 p.m.
20	at Mississippi State*	SECN+	2:00 p.m.
23-28	SEC Tournament		

All times are Central and subject to change
BOLD - Home game at Blue Bell Park

% - Minute Maid Park (Houston)

^ - Hoover Metropolitan Stadium (Hoover, Ala.)



**LOUISVILLE
CARDINALS**

OVERALL: 7-1 ACC: 0-0

D1Baseball: 14 BA: 4 NCBWA: 10 USA Today: 10
Streak **W2**
Last 5 / Last 10 **7-1 / 7-1**

Head Coach Dan McDonnell (The Citadel, '92)
Overall 695-288-1 (17th season)
at Louisville Same



RICE OWLS

OVERALL: 3-5 C-USA: 0-0

D1Baseball: NR **BA:** NR **NCBWA:** NR **USA Today:** NR
Streak L3
Last 5 / Last 10 3-5 / 3-5

Head Coach	Jose Cruz Jr. (Rice, '13)
Overall	20-44 (2nd season)
at Rice	Same



**TEXAS A&M
AGGIES**

OVERALL: 5-3 SEC: 0-0

D1Baseball: 15	BA: 12	NCBWA: 15	USA Today: 18
Streak			L3
Last 5 / Last 10			5-3 / 5-3

Head Coach Jim Schlossnagle (Elon, '92)
Overall 860-416 (22nd season)
at Texas A&M 49-23 (2nd season)



**TEXAS TECH
RED RAIDERS**

OVERALL: 10-0 BIG XII: 0-0

D1Baseball: 24	BA: 18	NCBWA: 16	USA Today: 16
Streak			W10
Last 5 / Last 10			10-0 / 10-0

Head Coach	Tim Tadlock (Texas Tech, '92)
Overall	389-194 (11th season)
at Texas Tech	Same

PROJECTED PITCHING MATCHUPS

GAME 1			W-L	APP-GS	ERA	IP	SO	BB	PLAYER NOTABLES
A&M	RHP	Nathan Dettmer	0-0	2-2	0.81	11.0	15	2	1 K shy of single game career high vs Seattle U
LOU	RHP	Ryan Hawks	2-0	2-2	0.66	13.2	17	1	--

GAME 2			W-L	APP-GS	ERA	IP	SO	BB	PLAYER NOTABLES
A&M	LHP	Troy Wansing	0-1	2-2	5.19	8.2	16	4	--
RICE	--	TBA	--	--	--	--	--	--	--

GAME 3			W-L	APP-GS	ERA	IP	SO	BB	PLAYER NOTABLES
A&M	RHP	Chris Cortez	1-0	2-2	5.40	10.0	9	6	--
TTU	LHP	Taber Fast	0-0	2-1	5.14	7.0	3	2	--

LEADING OFF

The Texas A&M Aggies return to Minute Maid Park for the first time since 2019 this weekend when they take part in the Shriners Children's College Classic. The Maroon & White has won its last 2 contests after a walk-off win over Portland and a Tuesday dismantling of HCU, but will have its hands full with a field that includes a pair of ranked opponents.

The Aggies will first face Louisville in a rematch of the 2022 College Station regional, followed by the first of 3 games this season vs Rice. Finally, the Aggies will take on undefeated Texas Tech, seeing the Red Raiders for the first time since 2017 and only the second time since 2012.

FOLLOW THE ACTION

RADIO: The game can be heard locally on SportsRadio 1150/93.7 The Zone... Andrew Monaco will have the play-by-play call for all 3 games with JB Moss on analysis... the pregame show begins 15 minutes prior to first pitch.

TV/STREAMING: All 9 of the tournament games will be televised on AT&T SportsNet SW and available on the channel in the entirety of the Astros five-state viewing area. On Saturday and Sunday, the 3:05 p.m. and 7:05 p.m. games will be shown on the AT&T SportsNet SW Alternate channel, due to a scheduling overlap with the Houston Rockets. Additionally, all nine games will also be streamed live without a paywall on Astros.com and on the Astros Twitter, Facebook and YouTube accounts, and the MLB app. Brett Dolan and Pat Combs will call the majority of the action on the telecast, with Gerald Sanchez and Butch Alsandor also making appearances.

www.12thman.com



2023 TEXAS A&M AGGIE BASEBALL ROSTER

NO.	NAME	POS.	CL-EXP.	HT.	WT.	B/T	HOMETOWN / HIGH SCHOOL / PVIOUS SCHOOL
0	Justin Vossos	INF	Fr.-HS	6-0	180	R/R	Missouri City, Texas / Ridge Point HS
1	Stanley Tucker	UTL	Jr.-TR	5-9	165	R/R	Richmond, Texas / Lamar Consolidated HS / New Mexico JC
2	Hunter Haas	INF	Jr.-TR	6-0	180	R/R	Phoenix, Ariz. / Corona Del Sol HS / Arizona State
3	Kaeden Kent	INF	Fr.-HS	6-2	200	L/R	Austin, Texas / Lake Travis HS
4	Travis Chestnut	UTL	Jr.-TR	5-7	155	R/R	Pflugerville, Texas / Pflugerville HS / Temple College
5	JD Gregson	C	Jr.-TR	6-3	200	R/R	Frisco, Texas / Wakeland HS / Grayson College / Baylor
6	Blake Binderup	RHP	Fr.-HS	6-6	230	R/R	College Station, Texas / College Station HS
9	Jack Moss	INF	Jr.-1L	6-5	215	L/R	Englewood, Colo. / Cherry Creek HS / Arizona State
10	Chris Cortez	RHP	So.-1L	6-1	205	R/R	Las Vegas, Nev. / Silverado HS
12	Austin Bost	INF	Sr.-2L	6-0	195	R/R	Groves, Texas / Port Neches-Groves HS / Panola College
13	Robert Hogan	RHP	So.-1L	6-0	190	R/R	Mounds View, Minn. / Mounds View HS / North Iowa Area CC
14	Max Debiec	RHP	So.-TR	6-7	220	R/R	Seattle, Wash. / O'Dea HS / Washington
15	Will Johnston	LHP	Jr.-2L	6-3	215	L/L	Roanoke, Texas / Keller HS
16	Ryan Targac	UTL	Jr.-2L	6-1	220	S/R	Hallettsville, Texas / Hallettsville HS
17	Jace Laviolette	OF	Fr.-HS	6-6	230	L/L	Katy, Texas / Tompkins HS
18	Ryan Prager	LHP	So.-1L	6-3	200	L/L	Dallas, Texas / Hillcrest HS
19	Troy Wansing	LHP	So.-TR	6-4	225	L/L	Kansas City, Mo. / Staley HS / Purdue
20	Kasen Wells	OF	Fr.-HS	5-8	180	L/R	San Antonio, Texas / Smithson Valley HS
23	Brett Minnich	OF	Sr.-2L	6-5	220	L/R	Colleyville, Texas / Heritage HS / Blinn College
27	Carson Lambert	RHP	Sr.-TR	6-3	220	L/R	Thousand Oaks, Calif. / Newbury Park HS / USC
28	Trevor Werner	INF	Jr.-3L	6-3	225	R/R	Houston, Texas / Klein HS
30	Jaren Warwick	RHP	Jr.-TR	6-2	175	R/R	New Caney, Texas / New Caney HS / Alvin CC / UIW
31	Jordan Thompson	OF	Sr.-2L	5-10	170	R/R	Boerne, Texas / Champion HS / Grayson College / UIW
32	Brad Rudis	RHP	So.-1L	6-0	195	R/R	Madisonville, Texas / Madisonville HS
33	Justin Lamkin	LHP	Fr.-HS	6-4	210	R/R	Corpus Christi, Texas / Calallen HS
34	Josh Stewart	RHP	So.-TR	6-2	195	R/R	Georgetown, Texas / St. Dominic Savio Catholic HS / Texas
35	Nathan Dettmer	RHP	Jr.-2L	6-4	230	R/R	San Antonio, Texas / Johnson HS
36	Wyatt Tucker	RHP	Jr.-2L	6-2	210	R/R	Douglass, Texas / Douglass HS
37	Ty Sexton	RHP	RFr.-RS	6-7	190	R/R	Montgomery, Texas / Lake Creek HS
38	Shane Sdao	LHP	Fr.-HS	6-2	170	L/L	Montgomery, Texas / Lake Creek HS
40	Lucas Davenport	RHP	Fr.-HS	6-6	215	R/R	Prosper, Texas / Prosper HS
41	Brandon Arvidson	LHP	Fr.-HS	6-5	205	R/L	Dripping Springs, Texas / Dripping Springs HS
44	Luke Jackson	RHP	Fr.-HS	6-2	190	R/R	Austin, Texas / Lake Travis HS
45	Matt Dillard	LHP	Sr.-TR	6-2	215	L/L	Houston, Texas / St. Pius X HS / Sam Houston
46	Max Kaufer	C	Fr.-HS	6-0	210	R/R	Medord, N.J. / IMG Academy
47	Tab Tracy	OF	So.-TR	6-3	205	L/L	Houston, Texas / Stratford HS / Houston
48	Hank Bard	C	Jr.-TR	6-2	205	L/R	Parker, Colo. / Legend HS / McLennan CC
49	Brandyn Garcia	LHP	Jr.-TR	6-4	225	L/L	Granby, Conn. / The Master's School / Quinnipiac
53	Evan Aschenbeck	LHP	Jr.-TR	6-2	220	R/L	Brenham, Texas / Brenham HS / Blinn College
54	Cameron Donley	C	Fr.-HS	6-0	195	R/R	Houston, Texas / Stratford HS
55	Lucas Kelly	INF	Fr.-HS	6-3	220	R/R	San Francisco, Calif. / Sacred Heart Cathedral Prep
99	Jace Hutchins	RHP	So.-TR	6-4	215	R/R	College Station, Texas / College Station HS / Texas

NO.	NAME		YR. AT A&M	ALMA MATER (Grad Year)
22	Jim Schlossnagle	Head Coach	2nd season	Elon (1982)
21	Nate Yeskie	Associate Head Coach	2nd season	UNLV (2003)
39	Nolan Cain	Assistant Coach	2nd season	LSU (2009)
8	Michael Earley	Assistant Coach	2nd season	Indiana (2010)
24	Jason Hutchins	Director of Baseball Operations	25th season	Texas A&M (1998)
52	Will Fox	Director of Video & Analytics	4th season	McNeese (2018)
51	Chuck Box	Director of Player & Program Development	2nd season	Freed-Hardeman (1991)
	Isaac Trujillo	Senior Associate Athletic Trainer	2nd season	New Mexico (2009)
	Lance Perkins	Athletic Trainer	1st season	
	Jeremy McMillan	Strength & Conditioning	12th season	Texas Tech (2006)
	Avery Slack	Director of Analytics & Special Projects		

PRO-NUN-C-A-SHUN GUIDE

NAME		NAME		HOMETOWN		SCHOOL	
Justin Vossos	VOH-siss	Shane Sdao	Suh-DAY-oh	Pflugerville	FLOO-gur-ville	Panola College	Puh-NO-luh
Hunter Haas	dentist says to say AHH	Brandon Arvidson	R-vid-sun	Roanoke	Row-AN-oak	O'Dea HS	Oh-DAY
Kaeden Kent	K-den	Matt Dillard	Dill-urd	Boerne	Like Weekend at Bernie's	Klein HS	Kline
Blake Binderup	Bender-UP	Max Kaufer	Coffer	Brenham	Bren-num	Quinnipiac	Quin-NIP-E-ack
Austin Bost	Don't boast about it	Brandyn Garcia	Brandon			St. Pius X HS	Saint PY-us The Tenth
Max Debiec	duh-Beck	Evan Aschenbeck	AH-shin-beck			Elon	E-lawn
Ryan Targac	TAR-gotch	Jim Schlossnagle	Sh-LOSS-nay-gul				
Jace Laviolette	LAHV-yuh-let	Nate Yeskie	YES-key				
Ryan Prager	PRAY-gur	Isaac Trujillo	True-HEE-yo				
Brett Minnich	MIN-ick						
Brad Rudis	Don't be Rude-iss						

HOW THEY GOT HERE

4-YEAR TRANSFERS	NO.	NAME	PREVIOUS SCHOOL
	2	Hunter Haas	Arizona State
	14	Max Debiec	Washington
	19	Troy Wansing	Purdue
	27	Carson Lambert	USC
	34	Josh Stewart	Texas
	45	Matt Dillard	Sam Houston
	47	Tab Tracy	Houston
	49	Brandyn Garcia	Quinnipiac
	99	Jace Hutchins	Texas

JUCO TRANSFERS	NO.	NAME	PREVIOUS SCHOOL
	1	Stanley Tucker	New Mexico JC
	4	Travis Chestnut	Temple College
	5	JD Gregson	Grayson College
	30	Jaren Warwick	Alvin CC
	48	Hank Bard	McLennan CC
	53	Evan Aschenbeck	Blinn College

HIGH SCHOOL	NO.	NAME	PREVIOUS SCHOOL
	0	Justin Vossos	Ridge Point HS
	3	Kaeden Kent	Lake Travis HS
	6	Blake Binderup	College Station HS
	17	Jace Laviolette	Katy Tompkins HS
	20	Kasen Wells	Smithson Valley HS
	33	Justin Lamkin	Corpus Christi Calallen HS
	38	Shane Sdao	Montgomery Lake Creek HS
	40	Lucas Davenport	Prosper HS
	41	Brandon Arvidson	Dripping Springs HS
	44	Luke Jackson	Lake Travis HS
	46	Max Kaufer	IMG Academy
	54	Cameron Donley	Stratford HS
	55	Lucas Kelly	Sacred Heart Cathedral Prep (CA)

PROJECTED WEEKEND ROTATION



GAME 1 NATHAN DETTMER

RHP / SAN ANTONIO (JOHNSON HS)


STRIKE 1: Ranked as the No. 14 overall prospect in the SEC for the 2023 MLB Draft by D1Baseball.com

STRIKE 2: First Aggie to start consecutive Opening Days since Khalid Balouli in 2001 and 2002

STRIKE 3: Threw 73 and 75 pitches in first 2 starts of 2023

DETTMER CAREER TOTALS (GAME-BY-GAME ON PAGE 11)

Year	W-L	ERA	APP/GS	SV	IP	H	R	ER	BB	SO	AVG
2021	3-2	4.37	17/12	0	55.2	60	32	27	27	49	.274
2022	6-3	4.99	19/19	0	92.0	98	58	51	25	82	.265
2023	0-0	0.82	2/2	0	11.0	8	2	1	2	15	.200
Career	9-5	4.45	38/33	0	158.2	166	92	79	54	146	.264



GAME 2 TROY WANSING

LHP / KANSAS CITY, MO. (STALEY HS / PURDUE)

STRIKE 1: Named to 2022 Big 10 All-Freshman team

STRIKE 2: 1 of 4 Purdue pitchers to make at least 10 starts and throw 50+ innings in 2022

STRIKE 3: Struck out 61 batters in 51.1 innings to help Purdue set team records for total strikeouts and Ks per 9 innings

WANSING CAREER TOTALS

Year	W-L	ERA	APP/GS	SV	IP	H	R	ER	BB	SO	AVG
2022 - PUR	4-4	5.44	15/12	0	51.1	51	37	31	33	61	.258
2023	0-1	5.19	2/2	0	8.2	9	5	5	4	16	.308
Career	4-5	5.44	17/14	0	60.0	60	42	36	37	77	--
Career - A&M	0-1	5.19	2/2	0	8.2	9	5	5	4	16	.273



GAME 3 CHRIS CORTEZ

RHP / LAS VEGAS, NEV. (SILVERADO HS)

STRIKE 1: Named to 2022 SEC All-Freshman Team

STRIKE 2: Only Aggie starter to earn win in season-opening series vs Seattle U

STRIKE 3: First career start came on 4/15/2022 at Georgia

CORTEZ CAREER TOTALS (GAME-BY-GAME ON PAGE 10)

Year	W-L	ERA	APP/GS	SV	IP	H	R	ER	BB	SO	AVG
2022	6-3	4.91	25/1	0	44.0	47	32	24	13	32	.266
2023	1-0	5.40	2/2	0	10.0	9	6	6	6	9	.231
Career	7-3	5.00	27/3	0	54.0	56	38	30	19	41	.259



GENERAL INFORMATION

SCHOOL	Texas A&M University
LOCATION	Bryan-College Station, Texas
FOUNDED	1872 (opened 1876)
ENROLLMENT	74,289 (Fall '22)
CONFERENCE	SEC
COLORS	Maroon & White
NICKNAME	Aggies
PRESIDENT	Dr. M. Katherine Banks
DIRECTOR OF ATHLETICS	Ross Bjork
FACULTY REPRESENTATIVE	Dr. Paul J. Batista
SENIOR WOMEN'S ADMINISTRATOR	Kristen Brown

COACHING STAFF

HEAD COACH	Jim Schlossnagle
ALMA MATER	Elon 1992
CAREER RECORD	860-416 (22nd season)
RECORD AT A&M	49-23 (2nd season)
ASSOCIATE HEAD COACH	Nate Yeskie (2nd season)
ALMA MATER	UNLV 2003
ASSISTANT COACH	Nolan Cain (2nd season)
ALMA MATER	LSU 2009
ASSISTANT COACH	Michael Earley (2nd season)
ALMA MATER	Indiana 2010
DIR. OF BASEBALL OPERATIONS	Jason Hutchins (25th season)
ALMA MATER	Texas A&M '98
BEST TIME TO CONTACT	mornings (contact SID)

TEAM INFORMATION

2022 RECORD	44-20
2022 SEC RECORD (FINISH)	19-11 (1st West/2nd Overall)
2022 POSTSEASON	College World Series
2022 FINAL RANKINGS	
D1BASEBALL.com:	3
BASEBALL AMERICA:	3
NCBA:	4
USA TODAY:	4
HOME RECORD	27-9
AWAY RECORD	12-6
NEUTRAL RECORD	5-5
LETTERMEN RETURNING/LOST	13 / 23
POSITION STARTERS RETURNING/LOST	6 / 3
PITCHERS RETURNING/LOST	7 / 12
NEWCOMERS	26
FOUR-YEAR TRANSFERS	9
JUCO TRANSFERS	6
HIGH SCHOOL	12

BUE BELL PARK INFORMATION

NAME	Olsen Field at Blue Bell Park
CAPACITY	6,100
OPENED	March 21, 1978 (46th season)
	renovated for 2012 season
ALL-TIME RECORD	1,192-389-5 (.752)
DIMENSIONS	
LEFT/RIGHT FIELDS	330
GAPS	375
CENTER FIELD	400
FENCE HEIGHT	8 feet
SURFACE	Grass (Tifway Bermuda)
TICKET OFFICE	(979) 845-2311
	or 1-888-99-AGGIE

ATHLETICS COMMUNICATIONS

WEBSITE	12thMan.com
ASSOCIATE DIRECTOR (BASEBALL)	Ben Rikard
E-MAIL	brikard@athletics.tamu.edu
ASSISTANT AD	Brad Marquardt
E-MAIL	bmarquardt@athletics.tamu.edu
MAILING ADDRESS	P.O. Box 30017
	College Station, TX 77842-3017
OVERNIGHT ADDRESS	756 Houston Street - Kyle Field
	College Station, TX 77843

POSSIBLE POSITION STARTERS

NO.	PLAYER	POS	YR	B/T	BA	HR	RBI	H	2B	3B	SB/A	NOTABLES
46	Max Kaufer	C	FR	R/R	.091	0	1	1	0	0	1/1	Turns 18 years old on 3/25
9	Jack Moss	1B	JR	L/R	.300	0	9	9	3	0	2/2	Led SEC in total hits in 2022
12	Austin Bost	2B	SR	R/R	.172	2	11	5	2	0	0/0	Career-high 6 RBI vs HCU on 2/28
28	Trevor Werner	3B	JR	R/R	.172	2	4	5	2	0	2/3	Preseason All-SEC Second Team
2	Hunter Haas	SS	JR	R/R	.360	0	2	9	2	0	2/2	Reached base in 13 of 15 PA vs POR
17	Jace LaViolette	RF	FR	L/L	.250	2	7	7	2	0	2/2	Game-winning hit in G3 vs POR
31	Jordan Thompson	CF	SR	R/R	.182	1	3	4	0	0	3/4	Scored run in first 5 games of year
3	Kaeden Kent	LF	FR	L/R	.400	0	7	8	2	1	1/1	Son of former MLB player Jeff Kent
16	Ryan Targac	DH	JR	B/R	.231	1	6	6	0	0	1/1	13 of 18 career HR as LHH

BOST HITS CAREER MARK ON CAREER NIGHT VS HCU

Senior Austin Bost is the active leader in multiple statistical categories for the Aggies, but had struggled to open 2023 before a breakout Tuesday performance vs HCU. Bost finished the night 3-for-4 with a career-high 6 RBI, smashing 2 doubles and his first career grand slam. The 6 RBI pushed him over the 100-RBI mark for his career, making him the first Aggie to reach 100 for his career since Will Frizzell in 2021.

BATS ERUPT IN WIN OVER HUSKIES

To say the Aggies exorcised some offensive demons in Tuesday's win over HCU would be an understatement. Texas A&M put up 23 runs in just 7 frames vs HCU, winning 23-0 for its largest margin of victory since a 30-2 win over Prairie View in 2020.

Trevor Werner tied a school single-game record with 5 runs scored in the game, despite recording just 1 hit. The Aggie third baseman hit his second homer of the year to open the second inning and walked 3 times, also reaching twice on 2 of the 5 Husky errors on the night.

FAMILIAR NAME IN A FAMILIAR PLACE

If seeing someone of the last name of Kent playing at Minute Maid Park this weekend raises an eyebrow, don't be alarmed. It is what you think it is.

Texas A&M freshman Kaeden Kent has started the last 6 games for the Aggies in left field and will likely man that spot on Friday night in a ballpark his father - former MLB all-star Jeff Kent - played in during the 2003 and 2004 seasons for the Houston Astros. The younger Kent has been a bright spot for the Texas A&M offense early in the year with 8 hits - 3 for extra-bases - and 7 RBI.

AGGIES BACK IN THE CLASSIC

The Shriners Children's College Classic has been played every year since 2001 and the Aggies will be making their 11th appearance in it, which only trails Houston (18), Rice (17) and Baylor (13) for the most appearances in the event.

Texas A&M is 17-13 all-time at the Classic and was part of the inaugural field in 2001. Since then, Texas A&M has been a bi-annual competitor in it until not participating in 2021 on the heels of the COVID-19 pandemic, making the 4-year hiatus from the tournament the longest for the Aggies since it started.

NEW PARK, WHO DIS?

With the Aggies back in Houston for the Classic since 2019, it will be a new experience for the majority of the group. With the exception of a few.

Head coach Jim Schlossnagle will be making his eighth appearance in the event, having done so 7 previous times with TCU. He is 14-7 in his career in the event.

However, the only other player who has played in this event before is graduate transfer Matt Dillard, who joined the Aggies this year from Sam Houston.

Dillard was on the 2021 Bearkat squad who participated in the Classic, and he got the start on the mound at Minute Maid when the Kats faced off against No. 10 Texas Tech. The Red Raiders picked up an 8-0 win that day, but Dillard shined on the mound, allowing just 1 unearned run in 6.0 innings, allowing 3 hits and 3 walks with a career-high 8 strikeouts.

DIVISION I ACTIVE COACHES

WINNING PERCENTAGE (through 2022 season)

Rk	Coach	Current School	Yrs.	Wins	Losses	Tied	Pct.
1	Tony Vitello	Tennessee	5	191	77	0	.713
2	Dan McDonnell	Louisville	16	688	287	1	.705
3	Brian O'Connor	Virginia	19	789	338	2	.700
4	Kevin O'Sullivan	Florida	15	627	302	0	.675
5	Jim Schlossnagle	Texas A&M	21	855	413	0	.674

VICTORIES (current)

Rk	Coach	Current School	Yrs.	Wins	Losses	Tied	Pct.
1	Danny Hall	Georgia Tech	36	1,357	722	1	.651
2	John Anderson	Minnesota	42	1,347	972	3	.583
3	Keith Guttin	Missouri State	41	1,345	875	0	.606
4	Gary Gillmore	Coastal Carolina	34	1,297	657	5	.664
5	Elliott Avent	NC State	35	1,195	784	0	.602

17.	Rodney Hennon	Georgia Southern	26	881	576	1	.604
18.	Jim Schlossnagle	Texas A&M	22	860	416	0	.674

DIVISION I WINNINGEST PROGRAMS

VICTORIES

Rk	School	2023 Record	Yrs.	Wins	Losses	Tied	Pct.
1	Fordham	0-6	163	4,567	2,422	49	.653
2	Texas	3-5	127	3,626	1,380	31	.724
3	Stanford	6-2	130	3,048	1,885	35	.617
4	Michigan	4-4	150	3,035	1,782	37	.629
5	Florida State	7-1	76	3,008	1,164	11	.720

10.	Clemson	4-4	126	2,955	1,660	30	.640
11.	Texas A&M	5-3	121	2,827	1,581	43	.640

A+ GRADE FOR HAAS

Despite the overall early struggles for the Aggie offense, shortstop Hunter Haas has been off to a stellar start. The former Arizona State infielder is in his first year at Texas A&M and in addition to playing flawless defense through 8 games, has been everything you could ask for out of a leadoff hitter, hitting .360 and leading the team in on-base percentage (.568). He is the only Aggie to currently rank in the top 10 of the SEC in a slash-line category, ranking eighth in OBP, after reaching base in an eye-popping 13 of 15 plate appearances in the series vs Portland. Haas enters Tuesday with only 2 strikeouts and an SEC-best 12 walks drawn.

LAVIOLETTE CLOSES PORTLAND SERIES STRONG

For 22 innings vs Portland, things were rough at the plate for Jace LaViolette. The freshman was 0-for-8 in the series with 6 strikeouts entering Sunday's finale, and opened up Game 3 going down on strikes in each of his first 2 trips to the plate.

However, a double in the fifth inning changed not only his fortune, but that of the Aggies. LaViolette hit safely in each of his final 3 at-bats of the weekend, including a walk-off, 2-run double into the right field corner in the bottom of the ninth to give Texas A&M its first taste of Olsen Magic in 2023.

ASCHENBECK GETS RELIEF WIN VS PORTLAND

The Aggies had used 10 different relief pitchers through 6 games entering Sunday, but Jim Schlossnagle hit the right button with his 11th reliever of the year in the win over Portland when he turned to junior college transfer Evan Aschenbeck. The left-handed reliever from Brenham had not gotten in a game as an Aggie, but took the bull by the horns in his first trip to the mound at Blue Bell Park, entering in the sixth inning and holding the Pilots right where they were with 4.0 dazzling innings of relief which included 4 strikeouts and no walks allowed.

AGGIE ATTENDANCE CHECK

It isn't uncommon for Aggies to show up supporting Aggies, but early indications are for big attendance numbers in 2023. So far, through 8 games, Texas A&M ranks sixth in the NCAA with an average of 5,645 fans per game.

But look a little deeper and you'll find that each of the first 2 weekends of the year are among some of the best non-conference weekends in recent memory. Total attendance for the 3-game series' vs Seattle U (17,844) and Portland (17,654) rank only behind Yale's visit to Blue Bell Park in 2016 in total attendance for a non-conference, 3-game set since the facility was renovated in 2012.

BIG DREAMS IN A SMALL TOWN

Tuesday's starting pitcher Wyatt Tucker is back for his third year with the Aggies, and holds the distinction of being from Douglass High School, a small 2A high school in deep East Texas. That may not stand out to most, but it makes him 1 of only 5 players on a 2023 roster for 1 of the 22 NCAA Division I baseball programs in the State of Texas to hail from a Texas UIL high school of Class 2A or smaller. Oddly enough, all are right-handed pitchers, including Alex Magers (D'Hanis HS) who was on the Aggie roster last year before transferring to Sam Houston for 2023. The others are: Zane Morehouse (Texas/Dawson HS), Landon Odom (Lamar/Gary HS) and Hunter Murray (UIW/Lovelady HS)

FRESHMEN SHINE EARLY IN THE YEAR

Despite a slew of key returners, the Aggies have been the younger team on the field in 7 of 8 games this season, mainly due to 4 freshmen who already starts in the field. Additionally, 3 of the arms used are rookies as well.

Jace LaViolette homered twice on Saturday vs Seattle U and delivered a walk-off double in the finale vs Portland. Catcher Max Kaufer became the first freshman to start behind the plate for Aggies since 2017 and has already drawn five walks in 12 plate appearances, and the duo of Kaeden Kent and Kason Wells each have gotten starts in the outfield.

On the mound, the trio of Ty Sexton, Shane Sdao and Justin Lamkin did not allow a run in their first 9.0 combined innings to start the year.

AGGIE HONOR ROLL

AUSTIN BOST

- Preseason All-SEC Second Team
- Preseason All-America Second Team (NCBWA)
- Preseason All-America Third Team (D1Baseball.com)
- Bobby Bragan Award watch list

WILL JOHNSTON

- NCBWA Stopper of the Year watch list

JACK MOSS

- Preseason All-SEC First Team
- Preseason All-America Second Team (NCBWA)
- Preseason All-America Second Team (Collegiate Baseball Newspaper)
- Bobby Bragan Award watch list

BRETT MINNICH

- Preseason All-SEC Second Team
- Bobby Bragan Award watch list

RYAN TARGAC

- Preseason All-SEC Second Team
- Bobby Bragan Award watch list

TREVOR WERNER

- Preseason All-SEC Second Team
- Bobby Bragan Award watch list

12 TAKEAWAYS

FOR THE AGGIES IN 2023

- 1 - Jim Schlossnagle needs 1 more win to reach 50 for his Aggie tenure
- 2 - The Aggies have drawn 61 bases on balls in 2023, ranking eighth in the nation. They are led by Hunter Haas' 12 free passes, which is 11th nationally
- 3 - Texas A&M ranked 179th in the country in fielding percentage in 2022, but has been nearly perfect so far, committing just 2 errors thru 8 games
- 4 - 4 freshmen position players - Jace LaViolette, Max Kaufer, Kasen Wells and Kaeden Kent - have a combined 20 combined starts and 85 plate appearances
- 5 - Aggie left-handed relievers are averaging 12.4 Ks per 9 IP
- 6 - Nathan Dettmer became the first Aggie pitcher to get consecutive Opening Day starts on the mound since Khalid Balouli in 2001 and 2002
- 7 - Hunter Haas reached base in 13 of 15 plate appearances vs Portland
- 8 - The Aggies did not have an attempted stolen base in the series vs Portland after swiping 11 bags in the opening series vs Seattle U
- 9 - Troy Wansing punched out a career-best 9 hitters in his second start as an Aggie, bettering his previous career high of 7 in 2022 when he was at Purdue
- 10 - The attendance of 6,719 on Opening Night was highest since 2017 the third highest Opening Night crowd at Blue Bell Park since it was renovated in 2012
- 11 - Jim Schlossnagle hasn't been swept in a weekend series since his TCU squad was swept by Baylor in late April of 2019
- 12 - Jace LaViolette's walk-off was the first of 2023 and first since Troy Claunch's walk-off RBI single vs Louisville in Game 1 of the 2022 Super Regional

PICKING UP THE PACE

An interesting thing to track in 2023 will be the pace of play, not only for the Aggies, but across college baseball. New rules and guidelines were implemented in advance of the 2023 season, intended to speed up the game, and in Texas A&M's case, early returns show them doing as intended. Through 4 games of 2022 the Aggies had an average game time of 3:14. This season the Aggies have gotten through its first 7 games with an average 10 minutes faster with an average game speed of 3:04.

WINNING TRADITION

With its 44-20 overall record in 2022, the Aggies posted their 16th consecutive winning season. Texas A&M has registered a winning record in 60 of the last 62 campaigns entering 2023.

TRYING TO RETRACK THE ROAD TO OMAHA

Texas A&M finished off the 2022 season where all college baseball teams want to finish - Omaha. But the 2023 squad will be looking to do something which no Aggie team has done before - reach Omaha in consecutive seasons.

The 2022 road to Charles Schwab Field was the seventh time the Aggies have been to the College World Series, but never in its baseball history has Texas A&M gone back to the CWS after making it the previous season. Here's a breakdown of the Aggies trips to Omaha and how they fared the following year:

CWS Season	Following Season	Overall Record	Conference Record	Finish
2022	2023	3-0	TBD	TBD
2017	2018	40-22	13-17 (6th SEC West)	NCAA Regional
2011	2012	43-18	16-8 (2nd Big 12)	NCAA Regional
1999	2000	23-35	11-19 (8th Big 12)	--
1993	1994	31-22	6-12 (T-5th Big 12)	--
1964	1965	16-7	10-5 (2nd SWC)	--
1951	1952	10-19-1	6-9 (T-4th SWC)	--

AMONG THE RANKED

With a large chunk of its contributors returning from last year's team, it's no surprise the Aggies are among the national favorites entering 2023. In fact, the national polls backed it up to start the season with A&M ranked as 1 of 7 teams - along with LSU, Tennessee, Stanford, Florida, Ole Miss & Wake Forest - to be ranked in the preseason top 10 in each of college baseball's primary polls (D1Baseball, Baseball America, USA Today, NCBWA) entering 2023.

PORTAL POWER

Jim Schlossnagle took full advantage of the transfer portal in his first season in Aggieland with 7 of his 8 transfers coming directly from other Division I schools. This year the Aggies have 15 total transfers on the roster with 9 hailing directly from other Division I schools. Seven of those D1 transfers are on the pitching staff.

DIFFERENT SHADES OF MAROON

One of Texas A&M's biggest additions for 2022 was first baseman Jack Moss from Arizona State, and again the Aggies have added another former Sun Devil as a key piece for 2023 in infielder Hunter Haas. The pair was in Tempe were actually roommates as freshmen, working under current Aggie hitting instructor Michael Earley to help ASU to 33 wins and a berth in the NCAA Austin Regional in 2021. Each earned rookie all-America honors from Collegiate Baseball Newspaper following the season.

AGGIES LEAD WAY IN PRESEASON SEC HONORS

With so much returning firepower, it's little surprise the Aggies led the way with an SEC-high 5 selections to the preseason all-conference team, released prior to the season. First baseman Jack Moss was the lone first teamer, but A&M followed that with 4 players on the second team - Ryan Targac (2B), Trevor Werner (3B), Brett Minnich (OF) and Austin Bost (DH/UTL).

TEXAS A&M AGGIE COACHING STAFF



SCHLOSSNAGLE FILE

NAME Jim Schlossnagle
DATE OF BIRTH August 12, 1970
HOMETOWN Hagerstown, Md.
CHILDREN daughter Kathleen Grace
 son Jackson Lambert
ALMA MATERS Elon, 1992
 (Bachelor's - Physical Education)
 New Orleans, 1995
 (Master's - Human Performance & Health Promotion)

3 50-WIN SEASONS

6 COLLEGE WORLD SERIES APPEARANCES

7 SUPER REGIONAL APPEARANCES

17 NCAA REGIONAL APPEARANCES

COACHING CAREER

1990-92 Elon (Assistant Coach)
 1993 Clemson (Assistant Coach)
 1994-2001 Tulane (Associate Head Coach)
 2002-03 UNLV (Head Coach)
 2004-2021 TCU (Head Coach)
 2022-Current Texas A&M (Head Coach)

THE TROPHY CASE

2003 Mountain West Conference Coach of the Year
 2006 Mountain West Conference Coach of the Year
 2007 Mountain West Conference Coach of the Year
 2008 Mountain West Conference Coach of the Year
 2009 Mountain West Conference Coach of the Year
 2010 Mountain West Conference Coach of the Year
 2010 NCBWA National Coach of the Year
 2010 FieldTurf National Coach of the Year
 2011 Mountain West Conference Coach of the Year
 2015 Big 12 Coach of the Year
 2016 Baseball America National Coach of the Year

YEAR-BY-YEAR RECORD

		CONFERENCE	PCT.	OVERALL	PCT.
2002	UNLV	13-17	.433	30-30	.500
2003	UNLV!	24-6	.800	48-17	.734
UNLV		37-23	.617	78-47	---
		CONFERENCE	PCT.	OVERALL	PCT.
2004	TCU!	19-11 %	.633	39-26	.600
2005	TCU!	20-10 %	.667	41-20	.672
2006	TCU!	17-5 +	.773	39-23	.629
2007	TCU!	20-3 +	.870	48-14	.774
2008	TCU!	19-5 +	.792	44-19	.698
2009	TCU@	15-5 +	.750	40-18	.690
2010	TCU*	19-5 +	.792	54-14	.794
2011	TCU!	20-3 +	.870	43-19	.694
2012	TCU@	18-6 +	.750	40-22	.645
2013	TCU	12-12 \$.500	29-28	.509
2014	TCU*	17-7 \$.708	48-18	.727
2015	TCU*	18-5 \$.783	51-15	.773
2016	TCU*	15-9 \$.625	49-18	.731
2017	TCU*	16-8 \$.667	50-18	.735
2018	TCU	10-13 \$.435	33-23	.589
2019	TCU!	11-13 \$.458	34-28	.548
2020	TCU	---	---	11-4	.733
2021	TCU!	17-7 \$.708	41-19	.683
TCU		283-127	.690	734-346	.679
		CONFERENCE	PCT.	OVERALL	PCT.
2022	Texas A&M*	19-11 ^	.633	44-20	.686
2023	Texas A&M	0-0 ^	---	5-3	.571
TEXAS A&M CAREER		19-11	---	49-23	---
		339-161	.678	860-416	.673

* - College World Series participant
 @ - NCAA Super Regional
 ! - NCAA Regional
 + - Mountain West Conference
 % - Conference USA
 \$ - Big 12 Conference
 ^ - SEC

SCHLOSSNAGLE QUICK HITTERS

- Schlossnagle's .674 career win percentage entering the 2023 season is the fifth highest among all active NCAA Division I head coaches, and the highest among active coaches with at least 20 years of experience

- Schlossnagle's 860 career victories ranks 18th among all active coaches in the NCAA; He is in his 22nd year as a head coach with no other coach ahead of him on the list being in any less than his 26th year

- Is 1 of only 11 head coaches in NCAA history to coach multiple teams in the College World Series, having taken Texas A&M to Omaha in 2022 after making 5 trips there with TCU

- With Texas A&M's 2 wins in Omaha in 2022, Schlossnagle became the fourth coach to win multiple College World Series games at different programs, joining Larry Cochell, Augie Garrido and Any Lopez who had done it previously

- Is 1 of 30 all-time head coaches to make at least 6 total trips to the College World Series

- Became the fifth head coach in Texas A&M history to lead the Aggies to Omaha in 2022



NATE YESKIE

POSITION Associate Head Coach (Pitching)
ALMA MATER UNLV, 2003
 (Bachelor's - Communication)

Years	School	Position
2005-07	UNLV	Assistant Coach
2009-19	Oregon State	Assistant Coach
2019-21	Arizona	Associate Head Coach
2022-Current	Texas A&M	Associate Head Coach



NOLAN CAIN

POSITION Assistant Coach (Recruiting)
ALMA MATER LSU, 2009
 (Bachelor's - Interdisciplinary Studies)

Years	School	Position
2014-15	LSU	Coordinator of Operations
2016-21	LSU	Assistant Coach
2022-Current	Texas A&M	Assistant Coach



MICHAEL EARLEY

POSITION Assistant Coach (Hitting)
ALMA MATER Indiana, 2010
 (Bachelor's - General Studies)
 Anderson, 2015
 (Master's - Business Administration)

Years	School	Position
2017-21	Arizona State	Assistant Coach
2022-Current	Texas A&M	Assistant Coach



JASON HUTCHINS

POSITION Director of Operations
ALMA MATER Texas A&M, 1998
 (Bachelor's - Sport Management)

CAREER VS LOUISVILLE - BATTING/FIELDING

Player	Avg	GP	GS	AB	R	H	2B	3B	HR	RBI	TB	SLG%	BB	HBP	SO	GDP	OB%	SF	SH	SB	ATT	PO	A	E	FLD%
Austin Bost	.125	2	2	8	0	1	0	0	0	1	1	.125	1	0	1	0	.200	1	0	0	0	0	0	0	.000
Brett Minnich	.250	2	2	8	1	2	1	0	0	0	3	.375	0	1	5	0	.333	0	0	0	0	2	0	0	1.000
Jack Moss	.455	2	2	11	1	5	1	0	0	0	6	.545	0	0	0	0	.455	0	0	0	0	13	0	0	1.000
Ryan Targac	.125	2	2	8	1	1	0	0	1	1	4	.500	1	1	4	0	.300	0	0	0	0	6	3	1	.900
Jordan Thompson	.286	2	2	7	1	2	0	0	1	3	5	.714	2	0	2	0	.444	0	0	1	1	9	0	0	1.000
Trevor Werner	.167	2	2	6	3	1	0	0	0	0	1	.167	4	1	2	0	.545	0	0	0	0	1	2	0	1.000

CAREER VS LOUISVILLE - PITCHING

Year	ERA	W	L	App	GS	CG	SHO	CBO	SV	IP	H	R	ER	BB	SO	2B	3B	HR	BF	B/Avg	WP	HBP	BK	SFA	SHA
Nathan Dettmer	6.23	0	0	1	1	0	0	0	0	4.1	5	4	3	1	4	1	0	0	20	.278	1	0	0	1	0
Will Johnston	0.00	1	0	1	0	0	0	0	0	1.2	2	0	0	1	2	0	0	0	8	.286	0	0	0	0	0
Brad Rudis	0.00	0	0	1	0	0	0	0	0	1.2	3	0	0	0	1	0	0	0	7	.429	0	0	0	0	0

SERIES HISTORY

LOUISVILLE (2-1)

Home 2-0 | Away 0-0 | Neutral 0-1

PREVIOUS MEETINGS (2-1)

Date	Location	Result	A&M	Opp
6/11/2022	Bryan-College Station	W	4	3
6/10/2022	Bryan-College Station	W	5	4
6/18/2017	Omaha, Neb.	L	4	8



SERIES NOTABLES

- Friday's showcase game features a rematch of the 2022 College Station Super Regional where the Aggies scratched out a pair of 1-run wins over the Cardinals to punch their ticket to Omaha and the College World Series for the seventh time in program history.

- The game will be the first time the teams have met during the regular season with the only other meeting coming in 2017 at the College World Series.

CAREER VS RICE - BATTING/FIELDING

Player	Avg	GP	GS	AB	R	H	2B	3B	HR	RBI	TB	SLG%	BB	HBP	SO	GDP	OB%	SF	SH	SB	ATT	PO	A	E	FLD%
Austin Bost	.333	3	3	9	2	3	1	0	0	1	4	.444	1	3	1	0	.500	1	0	1	2	6	6	1	.923
Brett Minnich	.250	2	2	8	1	2	1	0	0	0	3	.375	1	0	2	0	.333	0	0	0	0	2	0	0	1.000
Jack Moss	.333	1	1	6	1	2	0	0	1	5	5	.833	0	0	0	0	.333	0	0	1	1	8	0	0	1.000
Ryan Targac	.250	1	1	4	2	1	0	0	0	0	1	.250	1	0	3	0	.400	0	0	0	0	0	1	0	1.000
Jordan Thompson	.000	1	0	0	0	0	0	0	0	0	0	.000	0	0	0	0	.000	0	0	0	1	0	0	0	.000
Tab Tracy*	.000	2	0	0	1	0	0	0	0	0	0	.000	0	0	0	0	.000	0	0	0	0	0	0	0	.000

*Stats are from previous institution

CAREER VS RICE - PITCHING

Year	ERA	W	L	App	GS	CG	SHO	CBO	SV	IP	H	R	ER	BB	SO	2B	3B	HR	BF	B/Avg	WP	HBP	BK	SFA	SHA
Nathan Dettmer	0.00	0	1	1	1	0	0	0	0	6.0	5	1	0	1	6	1	0	0	24	.227	1	0	0	1	0
Robert Hogan	18.00	1	0	1	0	0	0	0	0	1.0	3	2	2	1	1	2	0	0	7	.500	0	0	0	0	0
Will Johnston	36.00	0	0	1	0	0	0	0	0	1.0	3	4	4	1	3	0	1	0	7	.500	0	0	0	0	0
Brad Rudis	5.40	0	0	1	0	0	0	0	0	1.2	3	1	1	0	0	0	0	1	8	.375	0	0	0	0	0
Josh Stewart*	27.20	0	0	1	0	0	0	0	0	0.1	2	1	1	0	0	1	0	0	0	.333	0	0	0	0	0

*Stats are from previous institution

SERIES HISTORY

RICE (186-97-2)

Home 36-15 | Away 33-24 | Neutral/Unkown 117-58



PREVIOUS 10 MEETINGS (8-2)

Date	Location	Result	A&M	Opp
3/22/2022	Houston	W	15	8
3/23/2021	Bryan-College Station	L	1	2
3/10/2020	Houston	W	6	2
3/19/2019	Bryan-College Station	W	8	3
3/20/2018	Houston	W	13	4
3/21/2017	Bryan-College Station	W	8	5
4/5/2016	Houston	L	3	4
4/7/2015	Bryan-College Station	W	4	3
6/1/2014	Houston	W (10)	9	8
4/22/2014	Houston	W	6	5

SERIES NOTABLES

- The baseball rivalry between the Aggies and Owls goes back over a century with the first game (an 11-11 tie) being played in 1914. The former SWC rivals have played a combined 285 times entering this weekend's tilt at Minute Maid Park.

- The 285 meetings makes Rice the third-most played rivalry in Texas A&M baseball history. Only the series with Texas (369) and Baylor (324) have been played more.

- Saturday's game will be the first of 3 scheduled meetings between the Owls and Aggies this year, with the next coming on Wednesday at Reckling Park. The Owls will return the favor on March 21 with a trip to Blue Bell Park.

- The teams have not played each other 3 times in a single season since 2008 when they met once during the regular season and twice during the Houston Super Regional.

CAREER VS TEXAS TECH - BATTING/FIELDING

Player	Avg	GP	GS	AB	R	H	2B	3B	HR	RBI	TB	SLG%	BB	HBP	SO	GDP	OB%	SF	SH	SB	ATT	PO	A	E	FLD%
None																									

CAREER VS TEXAS TECH - PITCHING

Year	ERA	W	L	App	GS	CG	SHO	CBO	SV	IP	H	R	ER	BB	SO	2B	3B	HR	BF	B/Avg	WP	HBP	BK	SFA	SHA
Matt Dillard*	0.00	0	1	1	1	0	0	0	0	6.0	3	1	0	3	8	1	0	0	25	.120	0	0	0	0	0

*Stats are from previous institution

SERIES HISTORY

TEXAS TECH (98-57)

Home 59-18 | Away 32-36 | Neutral 7-3



PREVIOUS 10 MEETINGS (7-3)

Date	Location	Result	A&M	Opp
3/3/2017	Houston	W	9	0
5/6/2012	Bryan-College Station	L (12)	4	8
5/5/2012	Bryan-College Station	W	7	2
5/4/2012	Bryan-College Station	W	4	2
5/25/2011	Oklahoma City, Okla.	W	10	5
4/10/2011	Lubbock	W	14	8
4/9/2011	Lubbock	W	5	4
4/8/2011	Lubbock	L (12)	3	4
5/26/2010	Oklahoma City, Okla.	W	9	2
3/21/2010	Bryan-College Station	L	7	13

SERIES NOTABLES

- Sunday's clash with the Red Raiders will be only the second time the Aggies have faced Texas Tech on the diamond since departing the Big XII after the 2012 season. Both times have come at Minute Maid Park as part of the Shriners Children's College Classic.

- The last time the teams met, Aggie righty Brigham Hill threw 7.0 scoreless frames to push the No. 20 Aggies past No. 19 Texas Tech in the tournament opener in 2017.

- The series with the Red Raiders began in 1929 with 155 total playings entering Sunday.

MULTI-HIT GAMES & STREAKS

MULTI-HIT GAMES	2	3	4	5+	2023	Career
Jack Moss	3	-	-	-	3	37
Hunter Haas	2	1	-	-	3	3
Kaeden Kent	1	1	-	-	2	2
Jace LaViolette	1	1	-	-	2	2
Austin Bost	-	1	-	-	1	41
Jordan Thompson	1	-	-	-	1	15
JD Gregson	1	-	-	-	1	1
Tab Tracy	1	-	-	-	1	1
Brett Minnich	-	-	-	-	-	24
Trevor Werner	-	-	-	-	-	17
Ryan Targac	1	-	-	-	-	15

MULTI-RBI GAMES	2	3	4	5+	2023	Career
Jack Moss	3	-	-	-	3	14
Austin Bost	1	1	-	-	2	27
Ryan Targac	1	1	-	-	2	19
Jace LaViolette	1	1	-	-	2	2
Kaeden Kent	-	2	-	-	2	2
Trevor Werner	-	1	-	-	1	15
Travis Chestnut	1	-	-	-	1	1
Hank Bard	-	1	-	-	1	1
Brett Minnich	-	-	-	-	-	14
Jordan Thompson	-	-	-	-	-	12

HITTING STREAKS	Current	2023 Long	Career Long
Kaeden Kent	3	3	3
Jack Moss	2	3	15
Ryan Targac	2	3	8
Trevor Werner	2	3	6
Tab Tracy	2	2	2
Stanley Tucker	2	2	2
Austin Bost	1	2	12
Hank Bard	1	1	1
Travis Chestnut	1	1	1
Max Kaufer	1	1	1
Hunter Haas	-	3	3
Jace LaViolette	-	3	3
Kasen Wells	-	2	2
Jordan Thompson	-	1	4
JD Gregson	-	1	1
Brett Minnich	-	-	9

REACHED BASE	Current	2023 Long	Career Long
Hunter Haas	8	8	8
Trevor Werner	6	6	9
Kaeden Kent	6	6	6
Jack Moss	2	5	32
Jace LaViolette	2	4	4
Ryan Targac	2	3	20
Kasen Wells	2	3	3
Hank Bard	2	2	2
Tab Tracy	2	2	2
Stanley Tucker	2	2	2
Jordan Thompson	1	6	11
Austin Bost	1	3	20
Max Kaufer	1	3	3
Travis Chestnut	1	1	1
Brett Minnich	-	-	17
JD Gregson	-	1	1

CAREER RECORD WATCH

GAMES PLAYED		
245	Krey Bratsen	2011-14
Current Team Leader		
130	Austin Bost	2020-Current
AT BATS		
881	Scott Livingstone	1985-88
Current Team Leader		
477	Austin Bost	2020-Current
RUNS		
217	Scott Livingstone	1985-88
Current Team Leader		
95	Austin Bost	2020-Current
HITS		
307	Jason Tyner	1996-98
Current Team Leader		
155	Austin Bost	2020-Current
DOUBLES		
75	Scott Livingstone	1985-88
Current Team Leader		
28	Austin Bost	2020-Current
TRIPLES		
14	Chad Allen	1994-96
Current Team Leader		
3	Austin Bost	2020-Current
HOME RUNS		
56	Daylan Holt	1998-00
Current Team Leader		
25	Austin Bost	2020-Current
RBI		
228	Scott Livingstone	1985-88
Current Team Leader		
105	Austin Bost	2020-Current
WALKS		
140	Brian Thomas	1990-93
Current Team Leader		
52	Austin Bost	2020-Current
WINS		
34	Andrew Vinson	2013-16
Current Team Leader		
9	Nathan Dettmer	2021-Current
INNINGS PITCHED		
397.0	Mark Ross	1976-79
Current Team Leader		
158.2	Nathan Dettmer	2021-Current
STRIKEOUTS		
404	Casey Fossum	1997-99
Current Team Leader		
146	Nathan Dettmer	2021-Current
SAVES		
23	Scott Centala	1987-89
Current Team Leader		
5	Will Johnston	2020-Current

AGGIE HOME RUN TRACKER

No.	Player	Opp. (Game)	Type	Inn/Out	Count	Score
1.	Austin Bost	Seattle U (G2)	2R	4/0	2-1	0-3
2.	Jace LaViolette	Seattle U (G2)	2R	4/2	3-2	2-3
3.	Jace LaViolette	Seattle U (G2)	Solo	8/1	3-1	5-3
4.	Trevor Werner	Seattle U (G3)	2R	8/0	2-1	8-2
5.	Ryan Targac	Seattle U (G3)	Solo	8/0	0-1	10-2
6.	Jordan Thompson	Lamar	Solo	3/0	0-2	0-0
7.	Trevor Werner	HCU	Solo	2/0	0-0	6-0
8.	Austin Bost	HCU	GS	4/0	0-0	12-0
9.	Hank Bard	HCU	2R	4/1	2-2	16-0

* Walk-off HR

& Back-To-Back HR

^ Inside-the-park HR

BIG INNING TRACKER (4+ INNINGS)

TEXAS A&M (2-0 in games with 1+ big innings)

Date	Opponent	Inning	Runs	Result
2/19	Seattle U	2	6	W, 14-2 (8)
2/19	Seattle U	8	6	W, 14-2 (8)
2/28	HCU	1	6	W, 23-0 (7)
2/28	HCU	4	9	W, 23-0 (7)

AGGIE OPPONENTS (2-0 in games with 1+ big innings)

Date	Opponent	Inning	Runs	Result
2/21	Lamar	7	4	L, 7-4
2/24	Portland	9	7	L, 10-3

2023 SEC WEST STANDINGS

Team	SEC	Pct.	Gms Back	Overall	Pct.
Alabama	0-0	.000	--	9-0	1.000
LSU	0-0	.000	--	7-1	.875
Auburn	0-0	.000	--	6-1-1	.812
Ole Miss	0-0	.000	--	7-2	.777
Arkansas	0-0	.000	--	6-2	.750
Mississippi State	0-0	.000	--	6-3	.667
Texas A&M	0-0	.000	--	5-3	.625

2023 SEC EAST STANDINGS

Team	SEC	Pct.	Gms Back	Overall	Pct.
South Carolina	0-0	.000	--	9-0	1.000
Florida	0-0	.000	--	8-2	.800
Tennessee	0-0	.000	--	8-2	.800
Georgia	0-0	.000	--	6-2	.750
Kentucky	0-0	.000	--	6-2	.750
Missouri	0-0	.000	--	6-2	.750
Vanderbilt	0-0	.000	--	6-3	.667

AGGIES IN THE POLLS

	D1B	PG	BA	USAT	NCBWA	CBB
Preseason	5	10	7	4	5	4
Feb 20	5	10	7	—	4	4
Feb 27	15	10	12	18	15	22
March 6	—	—	—	—	—	—
March 13	—	—	—	—	—	—
March 20	—	—	—	—	—	—
March 27	—	—	—	—	—	—
April 3	—	—	—	—	—	—
April 10	—	—	—	—	—	—
April 17	—	—	—	—	—	—
April 24	—	—	—	—	—	—
May 1	—	—	—	—	—	—
May 8	—	—	—	—	—	—
May 15	—	—	—	—	—	—
May 22	—	—	—	—	—	—
May 29	—	—	—	—	—	—
June 5	—	—	—	—	—	—
June 12	—	—	—	—	—	—
FINAL	—	—	—	—	—	—

NATIONAL RANKINGS



D1Baseball.com

1. LSU
2. Stanford
3. Tennessee
4. Ole Miss
5. Wake Forest
6. Florida
7. Vanderbilt
8. Arkansas
9. East Carolina
10. TCU
11. Virginia Tech
12. Oklahoma State
13. North Carolina
14. Louisville
- 15. Texas A&M**
16. Florida State
17. UCLA
18. Maryland
19. Virginia
20. Alabama
21. NC State
22. Miami (FL)
23. South Carolina
24. Texas Tech
25. Southern Miss



National Collegiate
Baseball Writers
Association

1. LSU
2. Florida
3. Wake Forest
4. Stanford
5. Ole Miss
6. Tennessee
7. Arkansas
8. Vanderbilt
9. East Carolina
10. Louisville
11. Virginia
12. TCU
13. UCLA
14. Virginia Tech
- 15. Texas A&M**
16. Texas Tech
17. Miami (FL)
18. Oklahoma State
19. North Carolina
20. NC State
21. Alabama
22. Southern Miss
23. Florida State
24. South Carolina
25. Maryland



Baseball America

1. LSU
2. Florida
3. Stanford
4. Louisville
5. Vanderbilt
6. Tennessee
7. Wake Forest
8. Ole Miss
9. Arkansas
10. Miami (FL)
11. TCU
- 12. Texas A&M**
13. Virginia Tech
14. UCLA
15. Virginia
16. Florida State
17. Maryland
18. Texas Tech
19. Oregon State
20. East Carolina
21. Oklahoma State
22. North Carolina
23. Auburn
24. NC State
25. Southern Miss



1. LSU
2. Tennessee
3. Wake Forest
4. Stanford
5. Ole Miss
6. Florida
7. Vanderbilt
8. Arkansas
9. East Carolina
10. Louisville
11. Virginia Tech
12. UCLA
13. Oklahoma State
14. Virginia
15. Florida State
16. Texas Tech
17. TCU
- 18. Texas A&M**
19. Miami (FL)
20. NC State
21. North Carolina
22. Alabama
23. South Carolina
24. Oregon State
25. Maryland

2023 RESULTS

Game date	Opposing team		Score	r	h	e	lob	r	h	e	lob	Inn	Overall	SEC	Pitcher of record	Attend	Time	Temp	A&M Rk
Feb 17, 2023	SEATTLE U	W	8-2	8	5	0	7	2	7	2	7	9	1-0	—	Lambert (W, 1-0)	6,716	3:05	50	5
Feb 18, 2023	SEATTLE U	W	6-3	6	7	1	5	3	8	2	16	9	2-0	—	Rudis (W, 1-0)	6,129	3:10	54	5
Feb 19, 2023	SEATTLE U	W	14-2	14	12	0	10	2	8	3	6	8	3-0	—	Cortez (W, 1-0)	4,999	3:15	58	5
Feb 21, 2023	LAMAR	L	4-7	4	5	0	4	7	10	0	8	9	3-1	—	Dillard (L, 0-1)	4,889	2:56	79	5
Feb 24, 2023	PORTLAND	L	3-10	3	4	1	9	10	9	2	9	9	3-2	—	Lamkin (L, 0-1)	5,484	3:17	63	5
Feb 25, 2023	PORTLAND	L	1-4	1	7	0	11	4	11	0	11	9	3-3	—	Wansing (L, 0-1)	5,823	3:04	65	5
Feb 26, 2023	PORTLAND	W	5-4	5	10	0	9	4	6	1	6	8.1	4-3	—	Aschenbeck (W, 1-0)	6,347	2:57	78	5
Feb 28, 2023	HCU	W	23-0	23	17	0	10	0	4	5	12	7.0	5-3	—	Sexton (W, 1-0)	4,775	3:14	80	15

* - SEC game
^ - Shriners Children's College Classic - Minute Maid Park - Houston
\$ - SEC Tournament - Hoover Metropolitan Stadium - Hoover, Ala.

	1	2	3	4	5	6	7	8	9	ex	total
TEXAS A&M	6	9	6	20	3	3	3	10	4	x	— 60
OPPONENTS	0	3	1	6	4	2	6	2	8	x	— 25

TEXAS A&M W-L BREAKDOWN

Overall.....	5-3	Scored in 1st Inning.....	1-0	Out-hit opponent.....	3-0	Mondays.....	0-0	Longest winning streak.....	3
Conference.....	0-0	Opp. Scored in 1st Inning.....	0-0	Out-hit by opponent.....	2-3	Tuesdays.....	1-1	Longest losing streak.....	3
Non-Conference.....	5-3	Scores First.....	3-2	Hits are tied.....	0-0	Wednesdays.....	0-0	Total Home Attendance.....	45,162
Postseason.....	n/a	Opp. Scores First.....	2-1	Hit 0 home runs.....	2-2	Thursdays.....	0-0	Home Avg. (8 dates).....	5,645
Home.....	5-3	Scoring 6+ runs.....	4-0	Hit 1 home run.....	0-1	Fridays.....	1-1	Total Away Attendance).....	n/a
Away.....	0-0	Opp. Scores 6+ runs.....	0-1	Hit 2+ home runs.....	3-0	Saturdays.....	1-1	Away Avg. (-- dates).....	n/a
Neutral.....	0-0	Leading after 6.....	4-1	Opp. hits 0 home runs.....	3-2	Sundays.....	2-0	Total Attendance.....	45,162
Day.....	3-1	Trailing after 6.....	1-1	Opp. hit 1 home run.....	2-0	February.....	5-3	Total Avg. (8 dates).....	5,645
Night.....	2-2	Tied after 6.....	0-1	Opp. hits 2+ home runs.....	0-1	March.....	0-0		
vs Left starter.....	2-1	Leading after 7.....	4-0	vs top 25.....	0-0	April.....	0-0		
vs Right starter.....	3-2	Trailing after 7.....	1-3	vs top 10.....	0-0	May.....	0-0		
1-Run Games.....	1-0	Tied after 7.....	0-0	vs top 5.....	0-0	June.....	0-0		
2-Run Games.....	0-0	Leading after 8.....	3-0			3-Game Series Opener.....	1-1		
5+-Run Games.....	3-1	Trailing after 8.....	1-3			Middle Game(s).....	1-1		
Extra Innings.....	0-0	Tied after 8.....	0-0			3-Game Series Finale.....	2-0		
Shutouts.....	1-0								

STARTING LINEUPS - BY POSITION

Date	Opponent	P	C	1B	2B	3B	SS	LF	CF	RF	DH
2/17	SEATTLE U	Dettmer	Kaufer	Moss	Bost	Werner	Haas	LaViolette	Thompson	Minnich	Targac
2/18	SEATTLE U	Wansing	Kaufer	Targac	Bost	Werner	Haas	LaViolette	Thompson	Wells	Moss
2/19	SEATTLE U	Cortez	Gregson	Moss	Targac	Werner	Haas	LaViolette	Tucker	Thompson	Bost
2/21	LAMAR	Tucker	Kaufer	Moss	Bost	Werner	Haas	Kent	Thompson	LaViolette	Targac
2/24	PORTLAND	Dettmer	Kaufer	Moss	Bost	Werner	Haas	Kent	Thompson	LaViolette	Targac
2/25	PORTLAND	Wansing	Gregson	Targac	Bost	Werner	Haas	Kent	Thompson	LaViolette	Moss
2/26	PORTLAND	Cortez	Kaufer	Moss	Targac	Werner	Haas	Kent	Thompson	LaViolette	Bost
2/28	HOUSTON CHRISTIAN	Tucker	Kaufer	Moss	Bost	Werner	Haas	Kent	Tracy	LaViolette	Targac
3/3	^ vs Louisville										
3/4	^ vs Rice										
3/5	^ vs Texas Tech										
3/7	UIW										
3/8	at Rice										
3/10	NORTHERN KENTUCKY										
3/11	NORTHERN KENTUCKY										
3/12	NORTHERN KENTUCKY										
3/14	at Houston										
3/17	* LSU										
3/18	* LSU										
3/19	* LSU										
3/21	RICE										
3/24	* at Tennessee										
3/25	* at Tennessee										
3/26	* at Tennessee										
3/28	TEXAS										
3/31	* OLE MISS										
4/1	* OLE MISS										
4/2	* OLE MISS										
4/4	TEXAS STATE										
4/6	* at Auburn										
4/7	* at Auburn										
4/8	* at Auburn										
4/11	UTSA										
4/13	* MISSOURI										
4/14	* MISSOURI										
4/15	* MISSOURI										
4/19	PRAIRIE VIEW A&M										
4/21	* at Kentucky										
4/22	* at Kentucky										
4/23	* at Kentucky										
4/25	SAM HOUSTON										
4/27	* at Arkansas										
4/28	* at Arkansas										
4/28	* at Arkansas										
5/2	TARLETON										
5/5	* FLORIDA										
5/6	* FLORIDA										
5/7	* FLORIDA										
5/9	UTRGV										
5/12	* ALABAMA										
5/13	* ALABAMA										
5/14	* ALABAMA										
5/18	* at Mississippi State										
5/19	* at Mississippi State										
5/20	* at Mississippi State										

* - SEC game

^ - Shriners Children's College Classic - Minute Maid Park - Houston

STARTING LINEUPS - BY BATTING ORDER

Date	Opponent	1st	2nd	3rd	4th	5th	6th	7th	8th	9th
2/17	SEATTLE U	Haas	Moss	Bost	Werner	Minnich	Targac	Thompson	LaViolette	Kaufer
2/18	SEATTLE U	Haas	Moss	Bost	Werner	Targac	LaViolette	Thompson	Wells	Kaufer
2/19	SEATTLE U	Haas	Moss	Bost	LaViolette	Werner	Targac	Thompson	Tucker	Gregson
2/21	LAMAR	Haas	Moss	Bost	LaViolette	Werner	Targac	Thompson	Kent	Kaufer
2/24	PORTLAND	Haas	Moss	Bost	LaViolette	Werner	Targac	Thompson	Kent	Kaufer
2/25	PORTLAND	Haas	Moss	Bost	LaViolette	Werner	Targac	Thompson	Kent	Gregson
2/26	PORTLAND	Haas	Moss	Werner	LaViolette	Bost	Targac	Thompson	Kent	Kaufer
2/28	HOUSTON CHRISTIAN	Haas	Moss	Werner	LaViolette	Bost	Targac	Kent	Kaufer	Tracy
3/3 ^	vs Louisville									
3/4 ^	vs Rice									
3/5 ^	vs Texas Tech									
3/7	UIW									
3/8	at Rice									
3/10	NORTHERN KENTUCKY									
3/11	NORTHERN KENTUCKY									
3/12	NORTHERN KENTUCKY									
3/14	at Houston									
3/17 *	LSU									
3/18 *	LSU									
3/19 *	LSU									
3/21	RICE									
3/24 *	at Tennessee									
3/25 *	at Tennessee									
3/26 *	at Tennessee									
3/28	TEXAS									
3/31 *	OLE MISS									
4/1 *	OLE MISS									
4/2 *	OLE MISS									
4/4	TEXAS STATE									
4/6 *	at Auburn									
4/7 *	at Auburn									
4/8 *	at Auburn									
4/11	UTSA									
4/13 *	MISSOURI									
4/14 *	MISSOURI									
4/15 *	MISSOURI									
4/19	PRAIRIE VIEW A&M									
4/21 *	at Kentucky									
4/22 *	at Kentucky									
4/23 *	at Kentucky									
4/25	SAM HOUSTON									
4/27 *	at Arkansas									
4/28 *	at Arkansas									
4/28 *	at Arkansas									
5/2	TARLETON									
5/5 *	FLORIDA									
5/6 *	FLORIDA									
5/7 *	FLORIDA									
5/9	UTRGV									
5/12 *	ALABAMA									
5/13 *	ALABAMA									
5/14 *	ALABAMA									
5/18 *	at Mississippi State									
5/19 *	at Mississippi State									
5/20 *	at Mississippi State									

* - SEC game
^ - Shriners Children's College Classic - Minute Maid Park - Houston

TEAM GAME-BY-GAME STATISTICS - BATTING

Date	Opponent		AB	R	H	RBI	2B	3B	HR	TB	BB	IBB	SB	CS	HBP	SAC	SF	GDP	K	PO	A	E	Avg	
2/17	SEATTLE U	W	29	8	5	7	1	0	0	--	7	0	2	0	1	0	2	0	5	27	7	0	.172	
2/18	SEATTLE U	W	29	6	7	5	1	0	3	--	6	0	1	1	0	0	0	0	8	27	9	1	.241	
2/19	SEATTLE U	W	32	14	12	12	2	1	2	--	12	1	7	0	2	0	0	0	2	24	12	0	.375	
2/21	LAMAR	L	29	4	5	4	0	0	1	--	4	0	1	1	1	0	1	0	6	27	11	0	.172	
2/24	PORTLAND	L	30	3	4	2	2	0	0	--	7	0	0	0	2	0	0	0	11	27	10	1	.133	
2/25	PORTLAND	L	33	1	7	1	0	0	0	--	6	0	0	0	0	0	0	0	6	27	5	0	.212	
2/26	PORTLAND	W	35	5	10	5	4	0	0	--	5	0	0	0	0	0	0	1	10	27	11	0	.286	
2/28	HCU	W	37	23	17	21	5	0	3	--	14	0	3	0	1	0	1	1	5	21	11	0	.459	
TOTAL			5-3	254	64	67	57	15	1	9	--	61	1	14	2	7	0	4	2	53	207	76	2	.264

* - SEC game
^ - Shriners Children's College Classic - Minute Maid Park - Houston
\$ - SEC Tournament - Hoover Metropolitan Stadium - Hoover, Ala.

TEAM GAME-BY-GAME STATISTICS - PITCHING

Date	Opponent		IP	H	R	ER	BB	SO	2B	3B	HR	WP	BK	HBP	DP	IBB	Score	W	L	SV	ERA
2/17	SEATTLE U	W	9.0	7	2	2	2	12	1	0	1	0	0	0	0	0	8-2	1	-	1	2.00
2/18	SEATTLE U	W	9.0	8	3	3	7	14	2	0	0	0	0	4	0	0	6-3	2	-	1	3.00
2/19	SEATTLE U	W	8.0	8	2	2	1	6	0	0	0	1	0	0	1	0	14-2	3	-	-	2.25
2/21	LAMAR	L	9.0	10	7	7	4	8	1	0	2	3	0	2	2	0	4-7	-	1	-	7.00
2/24	PORTLAND	L	9.0	9	10	9	8	12	1	0	0	0	0	2	1	0	3-10	-	2	-	9.00
2/25	PORTLAND	L	9.0	11	4	4	2	12	3	0	0	1	0	3	0	1	1-4	-	3	-	4.00
2/26	PORTLAND	W	9.0	6	4	4	5	10	1	0	1	3	0	0	0	1	5-4	4	-	-	4.00
2/28	HCU	W	7.0	4	0	0	6	6	0	0	0	1	0	0	1	0	23-0	5	-	-	0.00
TOTAL			69.0	63	32	31	35	80	9	0	4	9	0	11	5	2	41-32	4	3	2	4.04

* - SEC game
^ - Shriner's Children's College Classic - Minute Maid Park - Houston
\$ - SEC Tournament - Hoover Metropolitan Stadium - Hoover, Alabama

SERIES BREAKDOWN - BATTING/FIELDING

Date	Opponent	W-L	AB	R	H	RBI	2B	3B	HR	TB	BB	OBP	SLG	SB-A	HBP	SF	SAC	GDP	K	CH	E	Fld	Avg
2/17-19	SEATTLE U	3-0	90	28	24	24	4	1	5	45	25	.433	.500	10-11	3	2	0	1	15	107	1	.991	.267
2/24-26	PORTLAND	1-2	98	9	21	8	6	0	0	27	18	.347	.276	0-0	2	0	0	1	27	160	1	.991	.276

* - SEC series

SERIES BREAKDOWN - PITCHING

Date	Opponent	W-L	IP	H	R	ER	BB	SO	2B	3B	HR	WP	HBP	BK	DP	Score	W	L	SV	ERA
2/17-19	SEATTLE U	3-0	26.0	23	7	7	10	32	3	0	1	1	4	0	1	28-7	3	0	2	2.42
2/24-26	PORTLAND	1-2	27.0	26	18	17	15	34	5	0	1	4	5	0	1	9-18	1	2	0	5.67

* - SEC series

STARTING PITCHER BREAKDOWN

TEXAS A&M START CHART

STARTER	DATE	OPP	DEC	IP	H	R	ER	BB	SO	NP	WHEN LEFT	SCORE
Dettmer	2/17	SEATTLE U	ND	4.2	4	0	0	0	8	73	up 2-0	W, 8-2
Wansing	2/18	SEATTLE U	ND	3.1	4	3	3	3	7	72	down 1-0	W, 6-3
Cortez	2/19	SEATTLE U	W	5.0	6	2	2	1	3	83	up 7-2	W, 14-2 (8)
Tucker	2/21	LAMAR	ND	3.2	5	2	2	2	2	55	up 2-1	L, 7-4
Dettmer	2/24	PORTLAND	ND	6.1	4	2	1	2	7	75	up 2-1	L, 10-3
Wansing	2/25	PORTLAND	L	5.1	5	2	2	1	9	88	tied 1-1	L, 4-1
Cortez	2/26	PORTLAND	ND	5.0	3	4	4	5	6	94	down, 4-2	W, 5-4
Tucker	2/28	HCU	ND	1.1	2	0	0	3	0	54	up, 6-0	W, 23-0
8 Starts			1-1	34.2	33	15	14	17	42	4.33 IPS	3.63 ERA	

** - indicates complete-game
\$ - predetermined "staff day"

RUN SUPPORT

	STARTS	RUN SUPPORT	RUNS/ GAME	TEAM RECORD
Cortez	2	19	9.50	2-0
Dettmer	2	3	5.50	1-1
Wansing	2	7	3.50	1-1
Tucker	2	27	18.50	1-1
TOTALS	8	64	8.00	5-3

QUICK STATS - AS STARTER

	STARTS	IP	W-L	ERA	WHIP
Dettmer	2	11.0	0-0	0.82	0.90
Wansing	2	8.2	0-1	5.19	1.49
Tucker	2	5.0	0-0	3.60	2.40
Cortez	2	10.0	1-0	5.40	1.50
TOTALS	8	34.2	1-1	3.63	1.44

STARTING PITCHING K/BB

	K/BB	RATIO	K/9	BB/9
Dettmer	15/2	7.5	12.3	1.6
Wansing	16/4	4.0	16.6	4.2
Tucker	2/2	1.0	3.6	9.0
Cortez	9/6	3.0	8.1	5.4
TOTALS	42/14	3.0	10.9	4.4

PITCHER CAREER GAME-BY-GAME

* start H - hold 1 - Game 1 of DH 2 - Game 2 of DH

10 - CHRIS CORTEZ

2022 - FRESHMAN - 24 appearances

Date	Opponent	IP	H	R	ER	BB	SO	NP
2/20	FORDHAM	W 2.0	0	0	0	0	0	11
2/22	LAMAR	— 1.0	0	0	0	0	0	7
2/27	PENN-2	H 1.1	2	1	1	0	2	20
3/1	HBU	H 2.0	2	2	0	0	1	34
3/5	vs. Iowa	— 2.0	0	0	0	1	3	32
3/9	TARLETON	W 1.2	0	0	0	0	2	23
3/12	SANTA CLARA-2	— 0.1	4	4	3	0	0	20
3/15	HOUSTON	L 0.1	1	2	0	1	1	21
3/18	at LSU	W 1.2	0	0	0	0	2	25
3/20	at LSU	— 1.0	2	0	0	1	0	12
3/25	AUBURN	— 1.0	3	2	2	0	1	21
3/29	at Texas	H 2.2	4	2	2	0	0	41
4/1	at Alabama	H 1.0	1	0	0	1	0	13
4/5	TEXAS STATE	W 2.1	1	0	0	0	1	26
4/7	KENTUCKY	— 0.1	0	0	0	0	0	3
4/8	KENTUCKY	— 4.2	2	0	0	1	6	74
4/15 *	at Georgia	L 2.0	6	3	3	1	1	61
4/24	ARKANSAS	— 2.0	4	3	3	1	1	36
5/3	UT ARLINGTON	— 0.2	3	2	2	2	1	24
5/7	SOUTH CAROLINA	— 1.1	1	0	0	0	1	15
5/14	MISSISSIPPI STATE	W 5.0	4	1	1	0	5	67
5/20	at Ole Miss	L 1.1	3	4	3	1	1	36
5/27	vs. Alabama	W 2.0	2	2	2	1	1	38
6/5	TCU	— 3.2	1	3	1	1	1	54
6/17	vs. Oklahoma	— 0.2	1	1	1	1	1	13
TOTALS		44.0	47	32	24	13	32	

2023 - SOPHOMORE - 2 appearances

Date	Opponent	IP	H	R	ER	BB	SO	NP
2/19 *	SEATTLE U	W 5.0	6	2	2	1	3	83
2/26 *	PORTLAND	ND 5.0	3	4	4	5	6	94
TOTALS		10.0	9	6	6	6	9	

13 - ROBERT HOGAN

2022 - FRESHMAN - 18 appearances

Date	Opponent	IP	H	R	ER	BB	SO	NP
2/19	FORDHAM	Sv 1.1	0	0	0	0	2	20
2/22	LAMAR	— 1.0	1	0	0	0	1	12
2/25	PENN	— 1.2	1	0	0	0	1	23
2/27	PENN-2	— 0.0	0	0	0	1	0	7
3/6	vs. Wichita State	L 1.0	1	1	1	1	1	21
3/9	TARLETON	Sv 1.0	0	0	0	0	3	19
3/15	HOUSTON	— 0.1	0	1	1	1	0	12
3/19	at LSU	W 1.1	0	0	0	1	3	21
3/20	at LSU	— 0.1	1	0	0	0	0	8
3/22	at Rice	W 1.0	3	2	2	1	1	26
4/19	DBU	H 1.1	0	0	0	0	1	12
4/24	ARKANSAS	— 0.0	2	3	3	1	0	10
5/3	UT ARLINGTON	— 1.0	1	0	0	1	1	24
5/8	SOUTH CAROLINA	— 2.2	1	0	0	1	1	38
5/15	MISSISSIPPI STATE	W 2.1	2	1	1	1	2	37
5/19	at Ole Miss	— 0.0	0	0	0	1	0	6
5/21	at Ole Miss	— 0.1	0	0	0	0	0	5
5/28	vs. Florida	— 1.2	1	2	2	2	0	24
TOTALS		18.1	13	10	10	12	17	

2023 - SOPHOMORE - 2 appearances

Date	Opponent	IP	H	R	ER	BB	SO	NP
2/19	SEATTLE U	— 1.0	0	0	0	0	1	17
2/21	LAMAR	— 1.2	1	1	1	0	2	22
2/24	PORTLAND	— 0.1	1	0	0	0	1	9
TOTALS		3.0	2	1	1	0	4	

15 - WILL JOHNSTON

2020 - FRESHMAN - 8 appearances

Date	Opponent	IP	H	R	ER	BB	SO	NP
2/14	MIAMI (OH)	H 1.0	0	0	0	1	0	9
2/18	SFA	H 2.0	1	0	0	0	3	22
2/23	ARMY	— 1.0	1	3	3	1	1	23
2/25	HBU	— 1.0	0	0	0	0	0	9
2/28	vs. Illinois	— 0.1	0	0	0	0	0	3
2/29	vs. UCLA	— 1.0	3	1	1	1	0	23
3/3	TAMUCC	— 0.1	0	0	0	0	1	4
3/6	NM STATE	— 0.0	4	3	3	0	0	21
TOTALS		6.2	9	7	7	3	5	

2021 - COVID FRESHMAN - 8 appearances

Date	Opponent	IP	H	R	ER	BB	SO	NP
2/21	XAVIER	H 1.0	1	0	0	0	2	17
2/24	TARLETON	— 2.0	2	0	0	1	2	33
2/28	vs. Auburn	— 1.0	4	2	1	0	1	15
3/10	PVAM	H 2.0	3	1	1	0	2	31
3/18	at Florida	— 0.2	1	4	4	2	0	24
3/28	GEORGIA	— 0.1	0	0	0	0	0	3
4/17	at Arkansas - 1	— 1.0	2	1	1	1	1	27
4/25	TENNESSEE	— 0.1	3	5	5	1	0	18
TOTALS		8.1	16	13	12	5	8	

2022 - SOPHOMORE - 22 appearances

Date	Opponent	IP	H	R	ER	BB	SO	NP
3/4	vs. Washington State	— 2.2	4	1	1	0	4	50
3/12	SANTA CLARA-2	— 2.2	1	1	1	2	4	46
3/15	HOUSTON	— 0.2	2	1	1	0	2	16
3/18	at LSU	— 0.1	0	0	0	1	0	11
3/22	at Rice	— 1.0	3	4	4	1	3	37
3/26	AUBURN	— 2.0	0	0	0	1	2	20
4/2	at Alabama	L 1.2	2	2	0	2	2	31
4/5	TEXAS STATE	— 2.2	3	1	1	3	2	58
4/9	KENTUCKY	— 1.0	0	0	0	0	2	11
4/12 *	TAMUCC	— 2.0	1	1	1	2	1	37
4/15	at Georgia	— 1.0	0	0	0	1	0	13
4/19	DBU	— 1.0	0	0	0	1	1	16
4/30	at Vanderbilt	— 2.2	3	0	0	0	4	42
5/3	UT ARLINGTON	W 1.1	0	0	0	0	2	19
5/8	SOUTH CAROLINA	— 1.1	5	2	2	0	3	35
5/13	MISSISSIPPI STATE	Sv 0.0	0	0	0	0	0	3
5/15	MISSISSIPPI STATE	Sv 2.1	0	0	0	0	5	27
5/19	at Ole Miss	Sv 1.1	1	0	0	0	2	21
5/21	at Ole Miss	— 1.0	0	0	0	0	1	11
5/27	vs. Alabama	Sv 3.0	3	0	0	0	5	43
6/5	TCU	W 1.1	2	2	2	2	1	29
6/11	LOUISVILLE	W 1.2	2	0	0	1	2	32
6/17	vs. Oklahoma	— 1.0	1	0	0	1	1	11
TOTALS		36.0	33	15	13	18	49	

2023 - JUNIOR - 3 appearances

Date	Opponent	IP	H	R	ER	BB	SO	NP
2/19	SEATTLE U	SV 1.0	1	0	0	1	2	22
2/24	PORTLAND	— 0.0	2	3	3	1	0	8
2/28	HCU	— 1.0	0	0	0	0	3	13
TOTALS		2.0	3	3	3	2	5	

18 - RYAN PRAGER

2022 - FRESHMAN - 16 appearances

Date	Opponent	IP	H	R	ER	BB	SO	NP
2/20 *	FORDHAM	— 4.1	2	1	1	1	3	74
2/27 *	PENN-2	— 5.2	3	1	1	0	8	95
3/6 *	vs. Wichita State	— 4.0	2	0	0	1	7	88
3/13 *	SANTA CLARA	— 6.0	2	1	1	1	3	92
3/20 *	at LSU	— 4.1	4	4	4	3	4	80
3/27 *	AUBURN	— 2.1	5	6	6	3	2	60
4/2 *	at Alabama	— 4.0	7	6	4	3	4	85
4/8 *	KENTUCKY	L 2.1	6	4	3	1	1	43
4/14	at Georgia	— 1.0	2	0	0	0	1	17
4/19 *	DBU	W 3.2	3	1	1	1	4	87
5/3	UT ARLINGTON	— 3.1	2	2	2	0	3	47
5/8 *	SOUTH CAROLINA	L 3.0	3	1	1	2	2	60
5/15 *	MISSISSIPPI STATE	— 4.1	4	1	0	2	3	77
5/21 *	at Ole Miss	— 2.1	4	4	4	2	0	57
5/28 *	vs. Florida	L 3.2	3	4	3	3	1	68
6/5 *	TCU	— 2.1	4	1	0	1	3	65
6/17	vs. Oklahoma	— 0.1	1	0	0	0	1	8
6/22 *	vs. Oklahoma	L 2.1	4	4	3	1	3	45
TOTALS		57.0	57	40	34	24	50	

19 - TROY WANSING

2023 - SOPHOMORE - 2 appearances

Date	Opponent	IP	H	R	ER	BB	SO	NP
2/18 *	SEATTLE U	— 3.1	4	3	3	3	7	72
2/25 *	PORTLAND	L 5.1	5	2	2	1	9	88
TOTALS		8.2	9	5	5	4	16	

27 - CARSON LAMBERT

2023 - SENIOR - 2 appearances

Date	Opponent	IP	H	R	ER	BB	SO	NP
2/17	SEATTLE U	W 2.2	2	2	2	2	2	40
2/25	PORTLAND	— 0.2	1	1	1	0	0	13
2/28	HCU	— 1.0	1	0	0	1	0	11
TOTALS		3.2	4	3	3	3	2	

28 - TREVOR WERNER

2020 - FRESHMAN - 2 appearances

Date	Opponent	IP	H	R	ER	BB	SO	NP
2/25	HBU	— 1.0	2	0	0	0	3	18
3/3	TAMUCC	— 0.2	0	0	0	0	0	6
TOTALS		1.2	2	0	0	0	3	

2021 - COVID FRESHMAN - 9 appearances

Date	Opponent	IP	H	R	ER	BB	SO	NP
2/24	TARLETON	— 1.0	2	2	2	1	2	19
2/28	vs. Auburn	— 1.0	2	1	1	0	0	12
3/18	at Florida	— 1.0	1	0	0	0	0	8
3/27	GEORGIA	W 1.1	1	0	0	1	2	25
4/6	at Sam Houston	— 1.0	2	2	2	1	3	26
4/10	ALABAMA	— 1.0	1	0	0	0	1	9
4/18	at Arkansas	W 1.1	1	0	0	3	2	27
4/25	TENNESSEE	— 1.0	4	2	2	0	1	30
5/1	at Mississippi State	— 0.2	3	1	1	2	0	23
TOTALS		7.2	10	5	5	6	10	

32 - BRAD RUDIS

2022 - FRESHMAN - 26 appearances

Date	Opponent	IP	H	R	ER	BB	SO	NP
2/22	LAMAR	H 2.0	1	1	1	2	2	33

PITCHER CAREER GAME-BY-GAME

* start H - hold 1 - Game 1 of DH 2 - Game 2 of DH

33 - JUSTIN LAMKIN

2023 • FRESHMAN • 3 appearances

Date	Opponent	IP	H	R	ER	BB	SO	NP
2/18	SEATTLE U	—	3.2	2	0	0	1	5 66
2/24	PORTLAND	L	0.1	0	1	1	1	0 12
2/28	HCU	—	1.0	0	0	0	0	1 18
TOTALS			5.0	2	1	1	2	6

34 - JOSH STEWART

2023 • FRESHMAN • 1 appearance

Date	Opponent	IP	H	R	ER	BB	SO	NP
2/24	PORTLAND	—	0.1	1	2	2	3	1 28
TOTALS			0.1	1	2	2	3	1

35 - NATHAN DETTMER

2021 • FRESHMAN • 17 appearances

Date	Opponent	IP	H	R	ER	BB	SO	NP
2/20	XAVIER-1	—	0.2	2	2	1	1	2 24
2/24 *	TARLETON	—	3.0	3	1	0	1	6 57
2/28	vs. Auburn	—	0.1	2	2	2	1	0 15
3/2 *	HBU	W	6.0	3	0	0	1	7 90
3/9 *	PVAM	W	5.1	3	0	0	3	1 85
3/16 *	at Houston	—	3.0	4	1	1	3	2 53
3/23 *	RICE	L	6.0	5	1	0	1	6 94
3/27	GEORGIA	—	2.0	0	0	0	1	3 35
3/30 *	TEXAS	W	7.0	3	0	0	2	6 104
4/6 *	at Sam Houston	—	2.1	1	3	3	1	1 41
4/11 *	ALABAMA	—	5.0	6	4	4	4	5 97
4/18 *	at Arkansas	—	4.0	5	4	4	3	4 95
4/25 *	TENNESSEE	—	3.0	5	5	4	2	1 66
5/1 *	at Mississippi State	L	3.1	9	5	5	1	2 75
5/9 *	OLE MISS	—	1.0	3	2	2	0	0 20
5/16	at Auburn	—	1.2	2	1	0	2	1 40
5/22	LSU	—	2.0	4	1	1	0	2 39
TOTALS			55.2	60	32	27	27	49

2022 • SOPHOMORE • 19 appearances

Date	Opponent	IP	H	R	ER	BB	SO	NP
2/18 *	FORDHAM	W	6.0	3	1	1	0	7 89
2/25 *	PENN	—	6.0	6	1	0	0	4 80
3/4 *	vs. Washington State	L	3.1	7	6	5	1	4 67
3/12 *	SANTA CLARA-2	L	3.0	6	4	4	1	2 64
3/18 *	at LSU	—	4.2	5	3	3	0	3 76
3/25 *	AUBURN	—	5.0	6	3	3	4	4 90
4/1 *	at Alabama	W	6.1	6	2	1	2	7 102
4/7 *	KENTUCKY	—	6.0	6	2	2	1	5 100
4/14 *	at Georgia	W	8.0	5	1	0	0	9 105
4/22 *	ARKANSAS	W	5.0	3	1	1	1	7 79
4/28 *	at Vanderbilt	W	7.0	2	1	1	3	6 104
5/6 *	SOUTH CAROLINA	—	4.2	7	3	2	2	1 80
5/13 *	MISSISSIPPI STATE	—	4.2	7	5	5	2	3 81
5/19 *	at Ole Miss	—	3.2	4	4	4	3	5 67
5/27 *	vs. Alabama	—	1.1	4	4	3	1	0 35
6/4 *	LOUISIANA	—	4.1	9	6	6	0	4 60
6/10 *	LOUISVILLE	—	4.1	5	4	3	1	4 77
6/17 *	vs. Oklahoma	L	1.2	4	7	7	3	1 44
6/21 *	vs. Notre Dame	W	7.0	3	0	0	0	6 99
TOTALS			92.0	98	58	51	25	82

2023 • JUNIOR • 2 appearances

Date	Opponent	IP	H	R	ER	BB	SO	NP
2/17 *	SEATTLE U	—	4.2	4	0	0	0	8 73
2/24 *	PORTLAND	—	6.1	4	2	1	2	7 75
TOTALS			11.0	8	2	1	2	15

36 - WYATT TUCKER

2021 • FRESHMAN • 7 appearances

Date	Opponent	IP	H	R	ER	BB	SO	NP
2/20	XAVIER-1	—	1.0	1	0	0	0	0 9
2/24	TARLETON	—	0.1	3	4	3	1	1 24
3/10	PVAM	—	1.0	1	1	1	2	2 25
3/13	SAMFORD	—	1.0	1	0	0	0	1 12
4/1	at Missouri	—	1.0	1	0	0	0	2 10
4/17	at Arkansas-1	—	1.0	2	3	3	1	1 21
4/25	TENNESSEE	—	0.2	4	3	3	1	1 27
TOTALS			6.0	13	11	10	5	8

2022 • SOPHOMORE • 9 appearances

Date	Opponent	IP	H	R	ER	BB	SO	NP
4/3	at Alabama	—	0.1	0	0	0	1	0 9
4/9	KENTUCKY	—	1.0	0	0	0	1	0 18
4/19	DBU	—	1.0	1	0	0	0	2 16
4/23	ARKANSAS	—	0.1	0	0	0	1	1 16
4/29	at Vanderbilt	—	2.0	1	1	1	2	3 35
5/3	UT ARLINGTON	—	1.2	0	1	0	3	5 41
5/7	SOUTH CAROLINA	—	5.1	5	2	2	1	6 83
5/14 *	MISSISSIPPI STATE	—	4.0	7	5	5	1	2 72
5/20 *	at Ole Miss	—	2.0	5	3	3	0	2 29
6/17	vs. Oklahoma	—	3.0	0	0	0	2	5 47
TOTALS			20.2	19	12	11	12	26

2023 • JUNIOR • 2 appearances

Date	Opponent	IP	H	R	ER	BB	SO	NP
2/21 *	Lamar	ND	3.2	5	2	2	2	2 55
2/28 *	HCU	—	1.1	2	0	0	3	0 54
TOTALS			5.0	7	2	2	5	2

37 - TY SEXTON

2023 • R-FRESHMAN • 3 appearances

Date	Opponent	IP	H	R	ER	BB	SO	NP
2/21	LAMAR	—	2.1	1	0	0	1	2 38
2/25	PORTLAND	—	0.0	2	1	1	0	0 6
2/28	HCU	W	1.0	1	0	0	2	0 27
TOTALS			3.1	4	1	1	3	2

38 - SHANE SDAO

2023 • FRESHMAN • 3 appearances

Date	Opponent	IP	H	R	ER	BB	SO	NP
2/19	SEATTLE U	—	2.0	2	0	0	0	2 33
2/21	LAMAR	—	1.0	0	0	0	0	1 10
2/24	PORTLAND	—	1.2	1	2	2	1	3 33
TOTALS			4.2	3	2	2	1	6

45 - MATT DILLARD

2023 • SENIOR • 3 appearances

Date	Opponent	IP	H	R	ER	BB	SO	NP
2/17	SEATTLE U	SV	1.2	1	0	0	0	2 24
2/21	LAMAR	L	0.1	3	4	4	1	1 23
2/28	HCU	—	0.2	0	0	0	0	0 12
TOTALS			2.2	4	4	4	1	3

49 - BRANDYN GARCIA

2023 • JUNIOR • 2 appearances


Date	Opponent	IP	H	R	ER	BB	SO	NP
2/25	PORTLAND	—	0.1	0	0	0	0	1 11
2/28	HCU	—	1.0	0	0	0	0	2 14
TOTALS			1.1	0	0	0	0	3

53 - EVAN ASCHENBECK

2023 • R-FRESHMAN • 2 appearances

Date	Opponent	IP	H	R	ER	BB	SO	NP
2/26	PORTLAND	W	4.0	3	0	0	0	4 40
TOTALS			4.0	3	0	0	0	4

TV/RADIO ROSTER




JUSTIN VOSSOS
INF • 6-0 • 180 • Fr. • R/R
Missouri City, Texas
Ridge Point HS

0




STANLEY TUCKER
INF/OF • 5-9 • 165 • Jr. • R/R
Richmond, Texas
Lamar Consolidated HS
New Mexico JC

1



HUNTER HAAS
INF • 6-0 • 180 • Jr. • R/R
Phoenix, Ariz.
Corona Del Sol HS
Arizona State

2




KAEDEN KENT
INF • 6-2 • 200 • Fr. • L/R
Austin, Texas
Lake Travis HS

3




TRAVIS CHESTNUT
INF/OF • 5-7 • 155 • Jr. • R/R
Pflugerville, Texas
Pflugerville HS
Temple College

4



JD GREGSON
C • 6-3 • 200 • Jr. • R/R
Frisco, Texas
Wakeland HS
Baylor / Grayson College

5




BLAKE BINDERUP
RHP • 6-6 • 230 • Fr. • R/R
College Station, Texas
College Station HS

6



JACK MOSS
INF • 6-5 • 215 • Jr. • L/R
Englewood, Colo.
Cherry Creek HS
Arizona State

9



CHRIS CORTEZ
RHP • 6-1 • 205 • So. • R/R
Las Vegas, Nev.
Silverado HS

10



AUSTIN BOST
INF • 6-1 • 200 • Sr. • R/R
Groves, Texas
Port Neches-Groves HS
Panola College

12




ROBERT HOGAN
RHP • 6-0 • 190 • So. • R/R
North Oak, Minn.
Mounds View HS
North Iowa Area CC

13



MAX DEBIEC
RHP • 6-7 • 220 • So. • R/R
Seattle, Wash.
O'Dea HS
Washington

14



WILL JOHNSTON
LHP • 6-3 • 215 • Jr. • L/L
Roanoke, Texas
Keller HS

15



RYAN TARGAC
INF • 6-1 • 220 • Jr. • B/R
Hallettsville, Texas
Hallettsville HS

16



JACE LAVIOLETTE
OF • 6-6 • 230 • Fr. • L/L
Katy, Texas
Tompkins HS

17



RYAN PRAGER
LHP • 6-3 • 200 • So. • L/L
Dallas, Texas
Hillcrest HS

18



TROY WANSING
LHP • 6-4 • 225 • So. • L/L
Kansas City, Mo.
Staley HS
Purdue

19



KASEN WELLS
OF • 5-8 • 180 • Fr. • L/R
San Antonio, Texas
Smithson Valley HS

20



BRETT MINNICH
OF • 6-5 • 220 • Sr. • L/R
Colleyville, Texas
Colleyville Heritage HS
Blinn College

23



CARSON LAMBERT
RHP • 6-3 • 220 • Sr. • L/R
Thousand Oaks, Calif.
Newbury Park HS
USC

27



TREVOR WERNER
INF • 6-3 • 225 • Jr. • R/R
Houston, Texas
Klein HS

28




JAREN WARWICK
RHP • 6-2 • 175 • Jr. • R/R
New Caney, Texas
New Caney HS
UIW / Alvin CC

30



JORDAN THOMPSON
OF • 5-10 • 170 • Sr. • R/R
Boerne, Texas
Champion HS

31



BRAD RUDIS
RHP • 6-0 • 195 • So. • R/R
Madisonville, Texas
Madisonville HS

32



JUSTIN LAMKIN
LHP • 6-4 • 210 • Fr. • L/L
Corpus Christi, Texas
Calallen HS

33



JOSH STEWART
RHP • 6-2 • 195 • So. • R/R
Georgetown, Texas
St. Dominic Savio Cath.
Texas

34



NATHAN DETTMER
RHP • 6-4 • 230 • Jr. • R/R
San Antonio, Texas
Johnson HS

35



WYATT TUCKER
RHP • 6-2 • 210 • Jr. • R/R
Douglass, Texas
Douglass HS

36



TY SEXTON
RHP • 6-7 • 190 • R/R • R/R
Montgomery, Texas
Lake Creek HS

37



SHANE SDAO
LHP • 6-2 • 170 • Fr. • L/L
Montgomery, Texas
Lake Creek HS

38

TV/RADIO ROSTER



LUCAS DAVENPORT
RHP • 6-6 • 215 • Fr. • R/R
Prosper, Texas
Prosper HS

40



BRANDON ARVIDSON
LHP • 6-5 • 205 • Fr. • R/L
Dripping Springs, Texas
Dripping Springs HS

41




LUKE JACKSON
RHP • 6-2 • 190 • Fr. • R/R
Austin, Texas
Lake Travis HS

44



MATT DILLARD
LHP • 6-2 • 215 • Sr. • L/L
Houston, Texas
St. Pius X HS
Sam Houston

45



MAX KAUFER
C • 6-0 • 210 • Fr. • R/R
Medford, N.J.
IMG Academy

46



TAB TRACY
OF • 6-3 • 205 • So. • L/L
Houston, Texas
Stratford HS
Houston

47



HANK BARD
C • 6-2 • 205 • Jr. • L/R
Parker, Colo.
Legend HS
McLennan CC

48



BRANDYN GARCIA
LHP • 6-4 • 215 • Jr. • L/L
Granby, Conn.
The Master's School
Quinnipiac

49



EVAN ASCHENBECK
LHP • 6-2 • 220 • Jr. • R/L
Brenham, Texas
Brenham HS

53



CAMERON DONLEY
C • 6-0 • 195 • Fr. • R/R
Houston, Texas
Stratford HS

54



LUCAS KELLY
INF • 6-3 • 220 • Fr. • R/R
San Francisco, Calif.
Sacred Heart Cath. Prep

55



JACE HUTCHINS
RHP • 6-4 • 215 • So. • R/R
College Station, Texas
College Station HS
Texas

99



JIM SCHLOSSNAGLE
Head Coach
2nd Season
Elon '92

22



NATE YESKIE
Associate Head Coach
2nd Season
UNLV '03

21



NOLAN CAIN
Assistant Coach
2nd Season
LSU '09

39



MICHAEL EARLEY
Assistant Coach
2nd Season
Indiana '10

8



JASON HUTCHINS
Director of Operations
25th Season
Texas A&M '98

24



CHUCK BOX
Director of Operations
2nd Season
Freed-Hardeman '91

51



WILL FOX
Director of Video & Analytics
4th Season
McNeese '18

52



ISAAC TRUJILLO
Athletic Trainer
2nd Season
New Mexico '09



JEREMY McMILLAN
Sports Performance Coach
12th Season
Texas Tech '06

2023 OVERALL STATISTICS

Record: 5-3 Home: 5-3 Away: 0-0 SEC: 0-1

Player	avg	gp-gs	ab	r	h	2b	3b	hr	rbi	tb	slg%	bb	hp	so	gdp	ob%	sf	sh	sb-att	po	a	e	fld%
3 Kaeden Kent	.400	6-5	20	2	8	2	1	0	7	12	.600	2	0	2	1	.435	1	0	1-1	7	3	0	1.000
2 Hunter Haas	.360	8-8	25	5	9	2	0	0	2	11	.440	12	0	2	0	.568	0	0	2-2	8	21	0	1.000
9 Jack Moss	.300	8-8	30	6	9	3	0	0	9	12	.400	9	0	4	0	.462	0	0	2-2	45	4	0	1.000
17 Jace LaViolette	.250	8-8	28	7	7	2	0	2	7	15	.536	6	0	11	0	.382	0	0	2-2	16	1	0	1.000
16 Ryan Targac	.231	8-8	26	5	6	0	0	1	6	9	.346	7	0	6	0	.394	0	0	1-1	13	4	0	1.000
31 Jordan Thompson	.182	8-7	22	6	4	0	0	1	3	7	.318	4	4	2	1	.400	0	0	3-4	11	0	0	1.000
28 Trevor Werner	.172	8-8	29	11	5	2	0	2	5	13	.448	6	1	10	0	.333	0	0	2-3	3	14	1	.944
12 Austin Bost	.172	8-8	29	6	5	2	0	2	11	13	.448	3	2	4	0	.278	2	0	0-0	6	9	0	1.000
46 Max Kaufer	.091	7-6	11	2	1	0	0	0	1	1	.091	5	0	4	0	.353	1	0	1-1	55	3	0	1.000

47 Tab Tracy	.500	4-1	8	3	4	1	0	0	0	5	.625	0	0	2	0	.500	0	0	0-0	2	0	0	1.000
4 Travis Chestnut	.500	2-0	2	1	1	0	0	0	2	1	.500	0	0	0	0	.500	0	0	0-0	2	1	0	1.000
1 Stanley Tucker	.400	2-1	5	4	2	1	0	0	0	3	.600	1	0	0	0	.500	0	0	0-0	1	0	0	1.000
20 Kasen Wells	.333	6-1	9	3	3	0	0	0	0	3	.333	3	0	3	0	.500	0	0	0-0	8	0	0	1.000
5 JD Gregson	.333	4-2	6	1	2	0	0	0	1	2	.333	0	0	3	0	.333	0	0	0-0	20	4	0	1.000
48 Hank Bard	.333	2-0	3	2	1	0	0	1	3	4	1.333	3	0	0	0	.667	0	0	0-0	4	0	0	1.000
23 Brett Minnich	.000	1-1	1	0	0	0	0	0	0	0	.000	0	0	0	0	.000	0	0	0-0	0	0	0	.000
Totals	.264	8	254	64	67	15	1	9	57	111	.437	61	7	53	2	.414	4	0	14-16	207	76	2	.993
Opponents	.240	8	263	32	63	9	0	4	30	84	.319	35	11	80	5	.350	2	1	3-4	193	56	15	.943

LOB - Team (69), Opp (73). DPs turned - Team (5), Opp (2). IBB - Team (1), LAVIOLETTE 1, Opp (2). Picked off - KAUFER 1.

(All games Sorted by Earned run avg)

Player	era	w-l	app	gs	cg	sho	sv	ip	h	r	er	bb	so	2b	3b	hr	b/avg	wp	hp	bk	sfa	sha
35 Nathan Dettmer	0.82	0-0	2	2	0	0/0	0	11.0	8	2	1	2	15	0	0	0	.200	0	1	0	1	0
19 Troy Wansing	5.19	0-1	2	2	0	0/0	0	8.2	9	5	5	4	16	3	0	0	.273	0	2	0	0	1
10 Chris Cortez	5.40	1-0	2	2	0	0/0	0	10.0	9	6	6	6	9	1	0	1	.231	3	0	0	0	0

53 Evan Aschenbeck	0.00	1-0	1	0	0	0/0	0	4.0	3	0	0	0	4	0	0	0	.214	1	0	0	0	0
32 Brad Rudis	0.00	1-0	2	0	0	0/0	0	3.2	3	0	0	3	2	0	0	0	.231	0	2	0	0	0
49 Brandyn Garcia	0.00	0-0	2	0	0	0/1	0	1.1	1	0	0	0	3	0	0	0	.200	0	1	0	0	0
33 Justin Lamkin	1.80	0-1	3	0	0	0/1	0	5.0	2	1	1	2	6	0	0	0	.111	0	1	0	0	0
37 Ty Sexton	2.70	1-0	3	0	0	0/1	0	3.1	4	1	1	3	2	1	0	0	.286	0	2	0	0	0
13 Robert Hogan	3.00	0-0	3	0	0	0/0	0	3.0	2	1	1	0	4	2	0	0	.200	2	0	0	1	0
36 Wyatt Tucker	3.60	0-0	2	2	0	0/1	0	5.0	7	2	2	5	2	0	0	1	.350	1	1	0	0	0
38 Shane Sdao	3.86	0-0	3	0	0	0/0	0	4.2	3	2	2	1	6	0	0	0	.188	0	0	0	0	0
27 Carson Lambert	6.23	1-0	3	0	0	0/1	0	4.1	4	3	3	3	2	1	0	1	.250	1	0	0	0	0
45 Matt Dillard	13.50	0-1	3	0	0	0/1	1	2.2	4	4	4	1	3	1	0	1	.308	0	0	0	0	0
15 Will Johnston	13.50	0-0	3	0	0	0/1	1	2.0	3	3	3	2	5	0	0	0	.300	1	0	0	0	0
34 Josh Stewart	54.00	0-0	1	0	0	0/0	0	0.1	1	2	2	3	1	0	0	0	.500	0	1	0	0	0
Totals	4.04	5-3	8	8	0	1/1	2	69.0	63	32	31	35	80	9	0	4	.240	9	11	0	2	1
Opponents	6.99	3-5	8	8	0	0/0	3	64.1	67	64	50	61	53	15	1	9	.264	12	7	1	4	0

PB - Team (1), KAUFER 1, Opp (1). Pickoffs - Team (0), Opp (1). SBA/ATT - KAUFER (3-3), SEXTON (2-2), WANSING (0-1), RUDIS (1-1).

2023 DEFENSIVE STATISTICS

Player	c	po	a	e	fld%	dp	sba	csb	sba%	pb	ci
46 Max Kaufer	58	55	3	0	1.000	0	3	0	1.000	1	0
9 Jack Moss	49	45	4	0	1.000	5	0	0	.000	0	0
2 Hunter Haas	29	8	21	0	1.000	3	0	0	.000	0	0
5 JD Gregson	24	20	4	0	1.000	0	0	0	.000	0	0
16 Ryan Targac	17	13	4	0	1.000	0	0	0	.000	0	0
17 Jace LaViolette	17	16	1	0	1.000	0	0	0	.000	0	0
12 Austin Bost	15	6	9	0	1.000	3	0	0	.000	0	0
31 Jordan Thompson	11	11	0	0	1.000	0	0	0	.000	0	0
3 Kaeden Kent	10	7	3	0	1.000	1	0	0	.000	0	0
20 Kasen Wells	8	8	0	0	1.000	0	0	0	.000	0	0
10 Chris Cortez	7	4	3	0	1.000	0	0	0	.000	0	0
48 Hank Bard	4	4	0	0	1.000	0	0	0	.000	0	0
4 Travis Chestnut	3	2	1	0	1.000	1	0	0	.000	0	0
47 Tab Tracy	2	2	0	0	1.000	0	0	0	.000	0	0
35 Nathan Dettmer	2	0	2	0	1.000	0	0	0	.000	0	0
1 Stanley Tucker	1	1	0	0	1.000	0	0	0	.000	0	0
19 Troy Wansing	1	0	1	0	1.000	0	0	1	.000	0	0
38 Shane Sdao	1	0	1	0	1.000	0	0	0	.000	0	0
45 Matt Dillard	1	0	1	0	1.000	0	0	0	.000	0	0
37 Ty Sexton	1	1	0	0	1.000	0	2	0	1.000	0	0
27 Carson Lambert	1	0	1	0	1.000	0	0	0	.000	0	0
53 Evan Aschenbeck	1	1	0	0	1.000	0	0	0	.000	0	0
28 Trevor Werner	18	3	14	1	.944	2	0	0	.000	0	0
33 Justin Lamkin	4	0	3	1	.750	0	0	0	.000	0	0
23 Brett Minnich	0	0	0	0	.000	0	0	0	.000	0	0
36 Wyatt Tucker	0	0	0	0	.000	0	0	0	.000	0	0
32 Brad Rudis	0	0	0	0	.000	0	1	0	1.000	0	0
15 Will Johnston	0	0	0	0	.000	0	0	0	.000	0	0
13 Robert Hogan	0	0	0	0	.000	0	0	0	.000	0	0
49 Brandyn Garcia	0	0	0	0	.000	0	0	0	.000	0	0
34 Josh Stewart	0	0	0	0	.000	0	0	0	.000	0	0
Totals	285	207	76	2	.993	5	3	1	.750	1	0
Opponents	264	193	56	15	.943	2	14	2	.875	1	0

Hitting minimums - 1 Games 2.0 TPA/Game

Pitching minimums - 1 Games 1.0 IP/Game