



CWS (2014, 2016, 2018, 2019) | BIG 12 TITLES (1997, 1998, 2016, 2017, 2018) | #WRECKEM

TEXAS TECH RED RAIDERS

Texas Tech Baseball vs. Western Illinois / Games 5-8

2023 GAME NOTES

SCHEDULE / RESULTS

Overall: 4-0 | Big 12: 0-0 | H: 4-0 | A: 0-0 | N: 0-0

FEBRUARY

Fri. 17	Gonzaga	ESPN+	W, 8-4
Sat. 18	Gonzaga	ESPN+	W, 10-3
Sun. 19	Gonzaga	ESPN+	W, 12-3
Mon. 20	Gonzaga	ESPN+	W, 9-8
Fri. 24	Western Illinois - DH1	ESPN+	1 p.m.
Fri. 24	Western Illinois - DH2	ESPN+	30-45 after gm. 1
Sat. 25	Western Illinois	ESPN+	3 p.m.
Sun. 26	Western Illinois	ESPN+	1 p.m.
Tue. 28	Air Force	ESPN+	6:30 p.m.

MARCH

Tue. 1	Air Force	ESPN+	2 p.m.
Fri. 3	vs. Rice*	AT&T SportsNet SW	11 a.m.
Sat. 4	vs. Michigan*	AT&T SportsNet SW	11 a.m.
Sat. 5	vs. Texas A&M*	AT&T SportsNet SW	7 p.m.
Tue. 7	New Mexico	ESPN+	2 p.m.
Fri. 10	Iowa	ESPN+	6:30 p.m.
Sat. 11	Iowa	ESPN+	2 p.m.
Sun. 12	Iowa	ESPN+	1 p.m.
Tue. 14	UT-Arlington	ESPN+	6:30 p.m.
Wed. 15	UT-Arlington	ESPN+	2 p.m.
Fri. 17	Oklahoma State (Big 12)	ESPN+	6:30 p.m.
Sat. 18	Oklahoma State (Big 12)	ESPN+	2 p.m.
Sun. 19	Oklahoma State (Big 12)	ESPN+	2 p.m.
Fri. 24	at Texas (Big 12)	LHN	7 p.m.
Sat. 25	at Texas (Big 12)	LHN	2:30 p.m.
Sun. 26	at Texas (Big 12)	LHN	2:30 p.m.
Tue. 28	at New Mexico	MWN	3 p.m.
Fri. 31	TCU (Big 12)	ESPN+	6:30 p.m.

APRIL

Sat. 1	TCU (Big 12)	ESPN+	2 p.m.
Sun. 2	TCU (Big 12)	ESPN+	2 p.m.
Tue. 4	Abilene Christian	ESPN+	6:30 p.m.
Thu. 6	North Dakota State	ESPN+	6:30 p.m.
Fri. 7	North Dakota State	ESPN+	6:30 p.m.
Sat. 8	North Dakota State	ESPN+	2 p.m.
Mon. 10	at Stanford		8 p.m.
Tue. 11	at Stanford		4 p.m.
Fri. 14	at Oklahoma (Big 12)	ESPN+	6:30 p.m.
Sat. 15	at Oklahoma (Big 12)	ESPN+	4 p.m.
Sun. 16	at Oklahoma (Big 12)	ESPN+	2 p.m.
Tue. 18	Grand Canyon	ESPN+	6:30 p.m.
Wed. 19	Grand Canyon	ESPN+	2 p.m.
Fri. 21	Baylor (Big 12)	ESPN+	6:30 p.m.
Sat. 22	Baylor (Big 12)	ESPN+	2 p.m.
Sun. 23	Baylor (Big 12)	ESPN+	2 p.m.
Tue. 25	at Abilene Christian	ESPN+	6:30 p.m.
Fri. 28	at Kansas State (Big 12)	ESPN+	6 p.m.
Sat. 29	at Kansas State (Big 12)	ESPN+	4 p.m.
Sun. 30	at Kansas State (Big 12)	ESPN+	1 p.m.

MAY

Fri. 5	Sam Houston	ESPN+	6:30 p.m.
Sat. 6	Sam Houston	ESPN+	2 p.m.
Sun. 7	Sam Houston	ESPN+	1 p.m.
Fri. 12	at West Virginia (Big 12)	ESPN+	5:30 p.m.
Sat. 13	at West Virginia (Big 12)	ESPN+	3 p.m.
Sun. 14	at West Virginia (Big 12)	ESPN+	12 p.m.
Thu. 18	Kansas (Big 12)	ESPN+	6:30 p.m.
Fri. 19	Kansas (Big 12)	ESPN+	6:30 p.m.
Sat. 20	Kansas (Big 12)	ESPN+	2 p.m.

Wednesday-Sunday, May 24-28

Phillips 66 Big 12 Championship (Arlington, Texas/Globe Life Field)

Friday-Monday, June 2-5

NCAA Regionals (Campus Sites)

Friday-Monday, June 9-12

NCAA Super Regionals (Campus Sites)

Friday-Monday, June 16-25/26

NCAA College World Series (Omaha, Neb./Charles Schwab Field)

All times central, subject to change

* Big 12 game | * Shriners Children's Classic

COACHING STAFF

6	Tim Tadlock	Head Coach (11th Season)
19	J-Bob Thomas	Asst. Coach/3rd Base (11th Season)
50	Matt Gardner	Asst. Coach (10th Season)
12	Eric Gutierrez	V. Asst. Coach/1st Base (5th Season)
	Joe Hughes	Director of Operations (11th Season)
	Ray Hayward	Special Assistant (11th Season)
	Bryan Simpson	Athletic Trainer

Dates	Time (CT)	TV	PxP	Analyst	Radio	PxP	Analyst
Feb. 24-DH1	1:00 p.m.	Big 12 Now on ESPN+	Chris Sylvester	Mike Gustafson	TTSN/Varsity App	Geoff Haxton	Jamie Lent
Feb. 24-DH2	---	Big 12 Now on ESPN+	Chris Sylvester	Mike Gustafson	TTSN/Varsity App	Geoff Haxton	Jamie Lent
Feb. 25	3:00 p.m.	Big 12 Now on ESPN+	Matt Warner	Mike Gustafson	TTSN/Varsity App	Jamie Lent	Chois Woodman
Feb. 26	1:00 p.m.	Big 12 Now on ESPN+	Chris Sylvester	Mike Gustafson	TTSN/Varsity App	Geoff Haxton	Jamie Lent



TEXAS TECH RED RAIDERS

Head Coach _____ Tim Tadlock

Record _____ 4-0 Overall • 0-0 Big 12

Home/Away/Neutral _____ 4-0 / 0-0 / 0-0

Rankings: _____ D1: 24 • BA: 22 • NCBWA: 20

_____ CB: 17 • Coaches: 21 • PG: 16

Team Leaders

B Avg. (min. 10 AB) _____ Gavin Kash (.692)

RBI _____ Green/Kash (8)

ERA (min. 5.0 IP) _____ Blessie/Girton/Molina (0.00)



WESTERN ILLINOIS LEATHERNECKS

Head Coach _____ Taylor Sheriff

Record _____ 1-3 Overall • 0-0 SL

Home/Away/Neutral _____ 0-0 / 0-0 / 1-3

Rankings: _____ D1: NR • BA: NR • NCBWA: NR

_____ CB: NR • Coaches: NR • PG: NR

Team Leaders

B Avg. (min. 10 AB) _____ Nick Mitchell (.625)

RBI _____ Allgeyer/Alexander (4)

ERA (min. 5.0 IP) _____ Jake Armstrong (3.38)

Date	Texas Tech Projected Starters	Western Illinois Projected Starters
Friday, Feb. 24 - DH1	RHP Brendan Girton (1-0, 0.00 ERA)	RHP Mitchel Sampson (0-0, 9.00 ERA)
Friday, Feb. 24 - DH2	LHP Taber Fast (0-0, 0.00 ERA)	LHP Tyler Kapraun (0-1, 9.00 ERA)
Saturday, Feb. 25	LHP Mason Molina (1-0, 0.00 ERA)	RHP Jake Armstrong (1-0, 3.38 ERA)
Sunday, Feb. 26	RHP Bo Blessie (1-0, 0.00 ERA)	LHP Aron Harrington 0-0, 2.25 ERA)

Projected Texas Tech Lineup

Pos.	#	Name	CL	B/T	Ht./Wt.	Avg.	R	H	2B	HR	RBI	BB	Notes
LF	41	Nolan Hester	Sr.	L/L	5-10/185	.455	6	5	2	0	1	8	2nd-most walks in Big 12
CF	2	Gage Harrelson	Fr.	L/L	6-3/175	.412	6	7	1	1	4	4	Triple shy of a cycle in gm. 4 vs. Zags
3B	4	Kevin Bazzell	R/R	R/R	6-1/205	.357	6	5	2	1	3	5	Big 12 Newcomer of the Week
2B	20	Austin Green	Jr.	S/R	6-0/195	.286	5	4	1	1	8	4	First career home run sailed 418-feet
DH	10	Ty Coleman	Sr.	R/R	5-9/195	.467	5	7	3	0	6	1	5-for-5 Sunday/career-high for hits
1B	13	Gavin Kash	So.	L/R	6-3/210	.692	4	9	0	1	8	4	Leads Big 12 with 2 triples
C	5	Hudson White	So.	R/R	6-1/200	.222	1	2	1	0	3	2	2022 Big Freshman of the Year
RF	25	Owen Washburn	So.	L/R	6-1/200	.000	0	0	0	0	0	1	Unanimous '22 Big 12 Frosh Team Pick
SS	3	Tracer Lopez	Fr.	L/R	5-10/155	.375	2	3	1	0	1	1	split starts at SS with Will Burns

Headlines in 1-2-3

* Head coach Tim Tadlock's 11th season at the helm of the Red Raiders baseball program is off to a 4-0 start. It is the fifth 4-0 start in his tenure but the 2023 squad has a long way to go to match his 2018 CWS team's 14-0 start to the season. During his tenure, Tadlock has built his alma mater into a national powerhouse, leading the Red Raiders to four College World Series since 2014, being one of six schools in the nation to advance to the CWS in the past nine years.

* The Red Raiders entered the season with a handful of question marks simply based on the unfamiliarity with this year's squad which features 13 freshmen and seven transfers, but the No. 8 recruiting class in the nation delivered in a big way during the Opening Weekend to help steer Tech to sweeping 2022 regional qualifier Gonzaga, four games to zero. Most notably the impact was seen from five new position players 1B Gavin Kash, LF Nolen Hester, CF Gage Harrelson, 3B Kevin Bazzell and 2B Austin Green. The quintet started all four games and combined to hit .434 (30-for-69) and combined to drive in 24 of the team's 38 RBIs.



* While Brendan Girton was named the Big 12 Pitcher of the Week and Kevin Bazzell was named the Big 12 Newcomer of the Week, it could be argued if votes had been held until after the four-game series rather than after the first three games that Texas transfer Gavin Kash would have been in line for Player of the Week. His four-game stat line was an incredible .692 batting average (9-for-13) with two triples, one home run, eight RBIs and four runs scored. His slugging percentage was 1.231 and his on-base percentage was .722 as he worked four walks as well.

Big 12 Standings (for games completed thru Wed. Feb. 22)

SCHOOL	BIG 12	C-PCT.	HOME	AWAY	N.	STK.	OVR.	PCT.	HOME	AWAY	N.	STK.
#24 Texas Tech	0-0	.000	0-0	0-0	0-0	-	4-0	1.000	4-0	0-0	0-0	W4
Kansas State	0-0	.000	0-0	0-0	0-0	-	4-1	.800	0-0	4-1	0-0	L1
#8 TCU	0-0	.000	0-0	0-0	0-0	-	3-1	.750	1-0	0-0	2-1	W1
Kansas	0-0	.000	0-0	0-0	0-0	-	2-1	.667	0-0	0-0	2-1	W1
Baylor	0-0	.000	0-0	0-0	0-0	-	2-2	.500	2-2	0-0	0-0	W1
#15 Oklahoma State	0-0	.000	0-0	0-0	0-0	-	2-2	.500	1-0	0-0	1-2	W1
West Virginia	0-0	.000	0-0	0-0	0-0	-	2-2	.500	0-0	2-2	0-0	W2
Oklahoma	0-0	.000	0-0	0-0	0-0	-	2-3	.400	2-2	0-0	0-1	L1
Texas	0-0	.000	0-0	0-0	0-0	-	1-3	.250	1-0	0-0	0-3	W1



Series History

WESTERN ILLINOIS (6-1)

Home: 4-1
Away: 0-0
Neutral: 2-0
Streak: W5



ALL-TIME MEETINGS

2/19/05	Lubbock, Texas	W, 9-5
2/19/05	Lubbock, Texas	L, 1-6
2/20/05	Lubbock, Texas	W, 22-7
2/11/07	Lubbock, Texas	W, 12-2
2/12/07	Lubbock, Texas	W, 13-11
2/17/17	Starkville, Miss.	W, 15-1
2/18/17	Starkville, Miss.	W, 13-5

Quick Facts

UNIVERSITY INFORMATION

School _____ Texas Tech University
Location _____ Lubbock, Texas
Founded _____ 1923
Enrollment _____ 40,666
Nickname _____ Red Raiders
School Colors _____ Scarlet & Black
Affiliation _____ NCAA Division I
Conference _____ Big 12
Chancellor _____ Dr. Tedd L. Mitchell
Interim President _____ Dr. Lawrence Schovanec
Director of Athletics _____ Kirby Hocutt
Faculty Representative _____ Brian Shannon
Athletic Department Phone _____ (806) 742-3355
Ticket Office _____ (806) 742-8324

HISTORY

- records entering 2023 -

Years of Baseball _____ 73 (1926-1929, 1954-Present)
All-Time Record (Years) _____ 1,854-1,361-8 (73)
All-Time Big 12 Record (Years) _____ 347-300-2 (24)
Big 12 Tournament Record (Years) _____ 24-42 (21)
Against Ranked Opponents (since 1995) _____ 239-270
Most Wins in a Season _____ 51 (1995)
Most Losses in Season _____ 33 (1985)
Winning Seasons _____ 48
30-Win Seasons _____ 30
40-Win Seasons _____ 16
50-Win Seasons _____ 1
Longest Winning Streak _____ 16 games (2002)
Longest Losing Streak _____ 17 games (1985)
NCAA Tournament Record _____ 46-37
NCAA Regionals _____ 16
(1995-2002, 2004, 2014, 2016-19, 2021-22)
NCAA Super Regionals _____ 6
(2014, 2016, 2018-19, 2021)
College World Series App. _____ 4
(2014, 2016, 2018-19)
Hosted NCAA Regionals _____ 8
(1996, 1997, 1999, 2016-19, 2021)
Conference Titles _____ 7
(2 SWC, 5 Big 12)

STADIUM INFORMATION

Home Field _____ Dan Law Field at Rip Griffin Park
Surface _____ FieldTurf
Capacity _____ 4,432
Stadium Record (2012-Present) _____ 259-75
Dimensions _____ 330-LF, 404-CF, 330-RF
Fence Height _____ 7'-6" / 2.29m

ATHLETICS COMMUNICATIONS

Baseball Contact _____ Matt Burkholder
Cell Phone _____ (559) 862-3771
Email _____ matt.burkholder@ttu.edu
Twitter: _____ @TTU_Baseball
Website _____ www.TexasTech.com
Mailing Address _____ 2508 6th Street

Notes

SNAPSHOT OF THE OPPONENT - WESTERN ILLINOIS

- The Red Raiders welcome Western Illinois to Lubbock this weekend, a member of the Summit League. Later this season Texas Tech will also host Summit League member North Dakota State, April 6-8.
- Of the seven Summit League members, Western Illinois was picked seventh. NSDU was picked second.
- The Leathernecks are under the direction of interim head coach Taylor Sheriff; it's his second year with the program after serving as the team's pitching coach and recruiting coordinator in 2022. He is a first-year head coach while his two assistants Michael Keeran and Mike Snyder are a pair of first-year assistants with WIU.
- Western Illinois returned 14 players from its 2022 roster from a squad that finished 8-44 last year.
- Outfielder Nick Mitchell earned All-League second-team honors a season ago and was the only freshman to earn all-league recognition. Mitchell led all SL players with 30 steals and ranked fourth in BA with a .342 clip.
- Lefthander Jack Bell appeared in a team-high 31 appearances last year, which were 12 more than the next closest Leatherneck, and compiled a team-best ERA of 5.06.
- WIU welcomes 18 new faces to the 2023 roster. Mitchel Sampson was named Summit League Pitcher to Watch for WIU, a junior transfer from Heartland Community College. On the offensive side, Jake Allgeyer was an NJCAA All-American last season at Spoor River Community College.
- The Western Illinois campus is in Macomb, Ill., located in the West-Central part of the state. It's about three hours north of St. Louis, Mo. The enrollment at Western Illinois is 5,626.

SERIES HISTORY - WESTERN ILLINOIS

- Texas Tech and Western Illinois have played each other seven times in their respective histories with the most recent pairing in 2017 in a pair of neutral site games to open the season in Starkville, Miss. It was a four-game set that saw the Red Raiders face Mississippi State twice and the Leathernecks twice.
- Western Illinois last traveled to Lubbock for a pair of games in 2007.
- Tech is 9-1 all-time against members of the Summit League; the only other SL program Tech has faced was Denver back in 1962.

LAST TIME VS. WESTERN ILLINOIS

The Red Raiders met Western Illinois six seasons ago at Dudy Noble Field, home to the Mississippi State Bulldogs, Feb. 17-18, for Tadlock's first opening weekend not in Lubbock. The Red Raiders won its season opener 15-1 over WIU, which happened to be Tim Tadlock's 150th career win, making him the fastest coach in school history to reach the mark. Sophomore right-handed pitcher Davis Martin, and now a pitcher for the Chicago White Sox, put together a strong outing, tossing 6.0 innings, allowing just four hits and one run, while matching a career-high seven strikeouts in the win. After a scoreless first inning from both sides, the Red Raider bats broke through and stayed hot over the next five innings, scoring at least one run in each frame to build a 13-1 lead by the end of the sixth. In that stretch, then-freshman infielder Josh Jung tallied his first career RBI as a Red Raider. In the next game, Tech pieced together a seven-run sixth inning to blow past Western Illinois 13-5. Sophomore right-hander Ryan Shetter in only his second career start, a Friendswood, Texas, native tossed 6.0 innings, giving up just four hits, two runs and striking out a career-high six without issuing a walk.

HOT START

While there's no argument Texas Tech has been outstanding under head coach Tim Tadlock, the Red Raiders' 4-0 start to the 2023 season is just the fifth such start in his 11-year career and the first since 2020. While a strong start, not near the best start as Tech has much work to do to match the blistering 14-0 start by the 2018 Red Raiders squad. That team's first loss was not until March 9 in a road game at then-No. 6 Kentucky.

SCORING IN BUNCHES

The Red Raiders' offense was a power in 2022, being one of 17 programs in the nation that scored more than 500 runs last season. The Red Raiders' 506 runs ranked as the 15th most in Division-I last year and tied for the ninth most scored in a single season in program history. The Red Raiders achieved that mark by recording 28 runs in a single game on two different occasions and a total of four games overall scoring above 20 last year. Texas Tech set a single-inning school record on March 15, 2022 against New Mexico by scoring 16 runs in the second inning. The previous record was 13, done so three times before - including once earlier in the 2022 season.

The 2023 team appears to be on its way to manufacturing similar results by 39 runs in its first four games in its series versus Gonzaga, which includes a pair of double-digit scoring games with 12 and 10 respectively.

CHALLENGING SCHEDULE AHEAD FOR TEXAS TECH

The first series at Rip Griffin Park showcased a pairing between two teams that reached the NCAA Regionals the year before in Gonzaga. The Bulldogs were the 2-seed in the Blacksburg Regional in 2022. In fact, eight of the Red Raiders' first 13 games pit them against teams that appeared in the regionals last season. The last of those 13 games is the first of four Top 25 opponents that currently reside in the Top 25 in Texas A&M.

When Big 12 play gets underway, it features a league to finish the 2022 season with over half of its membership ranked in the D1Baseball Top 25, which included the Red Raiders checking in at No. 24. Texas Tech was also one of five programs that earned a bid to the NCAA Championship a season ago. All five advanced to their respective Regional championship game.

Texas Tech Scoring Bests/game

1. 31, 1997 vs. College of the Southwest
2. 30, 2004 vs. Harvard
3. 30, 1984 vs. Baylor
4. 29, 1975 vs. Rice
5. 28, 1996 vs. Eastern Michigan
- 28, 1928 vs. Shallowater
- 28, 2022 vs. New Mexico
- 28, 2022 vs. Kansas

Texas Tech Scoring Bests/inning

1. 16, 2nd inn, 3/15/22 vs. New Mexico
2. 13, 5th inn, 3/5/22 vs. Merrimack-Gm. 2
- 13, 4th inn, 4/6/19 vs. Kansas
- 13, 3rd inn, 2/20/05 vs. Western Illinois

2023 TOP 25 OPPONENTS
ON THE SCHEDULE AHEAD

(Feb. 20 rankings- D1Baseball.com)
No. 2 Stanford (April 10-11)
No. 5 Texas A&M (March 5)
No. 8 TCU (March 31-April 2)
No. 15 Oklahoma State (March 17-19)



Notes

PERENNIAL TOP 25 TEAM

Once the 2022 season came to a close after its exit in the regional round, Texas Tech finished inside the Top 25 of all six national polls in the end-of-season rankings, extending a streak that started in 2016. Expectations are the same in 2023 as the Red Raiders remain inside the Top 25 of all six national preseason polls.

TEXAS TECH WEEK-BY-WEEK IN THE 2023 POLLS

DATE	D1	BA	NCBWA	CB	USA	PG
Preseason	24	23	22	17	21	16
Feb. 20	24	22	20	17	no poll	16

HIGHEST FINAL RANKING IN EACH POLL ALL-TIME

Poll	YEAR	Ranking
Baseball America (BA)	2020	2nd
NCBWA	2019	4th
Collegiate Baseball (CB)	2019	4th
USA Today Coaches (USA)	2020	3rd
D1Baseball.com (D1)	2016, 2019, 2020	4th
Perfect Game (PG)	2020	3rd

TEXAS TECH WEEK-BY-WEEK IN THE 2022 POLLS

DATE	D1	BA	NCBWA	CB	USA	PG
Preseason	14	23	14	4	12	12
Feb. 21	20	NR	21	16	no update	21
Feb. 28	19	NR	21	23	no update	19
Mar. 7	17	NR	15	19	11	16
Mar. 14	17	23	12	17	13	14
Mar. 21	16	23	11	16	11	11
Mar. 28	7	7	6	6	6	4
April 4	4	5	4	5	4	3
April 11	4	4	5	8	4	6
April 18	9	17	9	NR	8	15
April 25	9	15	11	NR	13	15
May 2	9	17	9	NR	12	15
May 9	9	15	8	30	13	15
May 16	5	6	6	12	7	5
May 23	8	12	9	14	11	9
May 30-31	24	22	11	15	15	16
FINAL	24	25	23	22	25	21

HOME COOKING

It's no secret there's something special about Texas Tech's home field. Since Dan Law Field at Rip Griffin Park opened in 2012, the Red Raiders are 263-75 (.778), a winning tradition cemented by Tim Tadlock and his coaching staff that arrived in 2013 and the fans that support them. Tadlock is 241-64 (.790) in home games since he arrived, and for the ninth consecutive year, the Texas Tech baseball allotment of season tickets sold out, the athletics department announced on Jan. 20. The department matched the season ticket sales record that was set last year, which is approaching the 2,800 ticket mark.

→ According to NCAA stats compiled for the season's first opening weekend (Fri-Sun), Texas Tech ranked ninth in the nation for stadium capacity filled (91.48%), 11th for total attendance (12,163) and 12th for average attendance (4,054). *The fourth game of the Red Raiders' series on Monday was omitted from the NCAA report.*

TY COLEMAN LIVES UP TO PRESEASON ALL-AMERICAN HYPE

The National Collegiate Baseball Writers Association (NCBWA) named Ty Coleman to its preseason All-America First Team on Feb. 2 and delivered on Opening Weekend with a career day on Sunday (Feb. 19) with a single game career-best five hits (5-for-5). He is the only player in the Big 12 to own a five-hit game - *thru games played Feb. 21*. The fifth-year senior owns a .467 batting average after the first four-game series of the year and ranks second on the team in that category only behind Gavin Kash's blistering .692 batting average. Coleman was also named All-Big 12 honorable mention in 2022. He batted .318 for the year with 14 doubles, eight home runs and 59 RBIs. He ranked third in the Big 12 last season as the toughest to strikeout, averaging one strikeout per 8.6 plate appearances.

FIRST WEEK, TWO BIG 12 WEEKLY AWARD WINNERS

Junior Brendan Girton was named the Big 12 Pitcher of the Week while Kevin Bazzell was recognized as the Big 12 Newcomer of the Week, the conference announced on Monday, Feb. 20. The first edition of the Big 12 baseball weekly awards was handed out shortly after the Red Raiders completed its four-game series sweep over Gonzaga and encapsulated the first three games of the Red Raiders' four-game series when votes were cast.

In the Red Raiders' Friday season-opening 8-4 win, Girton led the way tossing six innings of scoreless one-hit relief work. The Gage, Okla. native entered with the Red Raiders trailing 4-1 in the third inning, and held the Bulldogs to 1-of-18 at the plate and struck out six en route to earning a win. It is Girton's first Pitcher of the Week honor.

Meanwhile, Bazzell hit .417 in the first three games of the Red Raiders' eventual sweep of Gonzaga, posting a 1.262 OPS and three extra-base hits. The Rockwall, Texas native and Dallas Baptist transfer went 2-for-5 in his first collegiate game and followed that up with a two-RBI effort on Saturday. In Sunday's game, he hit a double and his first home run to claim the season's first Newcomer of the Week honor. For good measure on Monday, Bazzell found the base pads four times, working the Zags pitching staff for three walks plus an intentional walk was issued in the ninth.

ARMED AND READY

While RHP Kyle Robinson (Fri.), LHP Mason Molina (Sat.) and RHP Bo Blessie (Sun.) got the starting nods opening weekend versus Gonzaga, a second trio could have easily been inserted into the mix in RHP Brendan Girton, RHP Trendan Parish and LHP Taber Fast, head coach Tim Tadlock said prior to opening day.

That statement was backed up over the weekend as Girton was called upon Friday. Fast was the first pitcher out of the bullpen on Saturday and Trendan Parish was called upon to start the series finale on Monday. A total of 15 arms saw action over the first four games.

→ The trio of Brendan Girton, Mason Molina and Bo Blessie combined for a 3-0 record | 17.0 IP, 0 ER, 3 H & 17 K

2023 Texas Tech Record When...

	ALL	BIG 12
All Opponents	4-0	0-0
At Rip Griffin Park	4-0	0-0
On the road	0-0	0-0
At neutral sites	0-0	0-0
Big 12 Opponents	---	0-0
Non-Conference	4-0	---
Day Games	4-0	0-0
Night Games (6 p.m. & after)	0-0	0-0
Top-5 Teams	0-0	0-0
Top-10 Teams	0-0	0-0
Top 25 Teams	0-0	0-0
Unranked Teams (as ranked by D1Baseball.com)	0-0	0-0
February	4-0	0-0
March	0-0	0-0
April	0-0	0-0
May	0-0	0-0
June	0-0	0-0
Monday	1-0	0-0
Tuesday	0-0	0-0
Wednesday	0-0	0-0
Thursday	0-0	0-0
Friday	1-0	0-0
Saturday	1-0	0-0
Sunday	1-0	0-0
vs Left-handed Starter	1-0	0-0
vs Right-handed Starter	3-0	0-0
1-Run games	1-0	0-0
2-Run games	0-0	0-0
5+Run games	2-0	0-0
Extra innings	0-0	0-0
Shutouts	0-0	0-0
Scoring 0-2 runs	0-0	0-0
Scoring 3-5 runs	0-0	0-0
Scoring 6-9 runs	2-0	0-0
Scoring 10+ runs	2-0	0-0
Opponent 0-2 runs	0-0	0-0
Opponent 3-5 runs	3-0	0-0
Opponent 6-9 runs	1-0	0-0
Opponent 10+ runs	0-0	0-0
Scored in 1st inning	2-0	0-0
Opp. scored in 1st inning	2-0	0-0
Scores first	2-0	0-0
Opponent scores first	2-0	0-0
Leading after the 6th	4-0	0-0
Trailing after the 6th	0-0	0-0
Tied after the 6th	0-0	0-0
<i>no games ended after 7 inn in 2023</i>		
Leading after the 7th	4-0	0-0
Trailing after the 7th	0-0	0-0
Tied after the 7th	0-0	0-0
Leading after the 8th	3-0	0-0
Trailing after the 8th	0-0	0-0
Tied after the 8th	1-0	0-0
Hit 0 home runs	1-0	0-0
Hit 1 home run	2-0	0-0
Hit 2+ home runs	1-0	0-0
Opponent 0 home runs	1-0	0-0
Opponent 1 home run	2-0	0-0
Opponent 2+ HRs	1-0	0-0
Made 0 errors	1-0	0-0
Made 1 error	1-0	0-0
Made 2+ errors	2-0	0-0
Opponent made 0 errors	2-0	0-0
Opponent made 1 error	0-0	0-0
Opponent made 2+ errors	2-0	0-0
Out-hit opponent	4-0	0-0
Out-hit by opponent	0-0	0-0
Hits are tied	0-0	0-0

Individual Honors

Kevin Bazzell (INF, RFr.)

2023

- Big 12 Newcomer of the Week, Feb. 20.

Derek Bridges (LHP, Jr.)

2022

- Big 12 Honorable Mention

Ty Coleman (INF/OF, Sr.)

2023

- Collegiate Baseball First Team Preseason All-American
- Preseason All-Big 12 Team

2022

- Big 12 Honorable Mention
- Big 12 Player of the Week, Feb. 28.
- Big 12 Newcomer of the Week, Feb. 28.

Brendan Girton (RHP, Jr.)

2023

- Big 12 Pitcher of the Week, Feb. 20.

Mason Molina (LHP, So.)

2023

- Preseason All-Big 12 Team

2022

- Big 12 All-Freshman Team

Owen Washburn (OF/RHP, So.)

2022

- Big 12 Honorable Mention
- Big 12 All-Freshman Team (*unanimous selection*)
- Big 12 Newcomer of the Week, March 7.
- Big 12 Newcomer of the Week, May 16.

Hudson White (C/INF, So.)

2023

- Preseason All-Big 12 Team

2022

- Collegiate Baseball Freshman All-American Team
- Perfect Game Freshman First Team All-American
- Big 12 Freshman of the Year
- Big 12 All-Freshman Team (*unanimous selection*)

RED RAIDERS IN THE BIG LEAGUES

- Chuck Harrison (1965-67, 1969, 1971) - Houston, Kansas City
- Doug Ault (1976-78, 1980) - Texas
- Mike Humphreys (1991-93) - New York Yankees
- Donald Harris (1991-93) - Texas
- Mark Brandenburg (1995-1998) - Texas, Boston
- Ryan Nye (1997-00) - Philadelphia
- Travis Smith (1998, 2002, 2004, 2006) - Milwaukee, St. Louis, Atlanta
- Keith Ginter (2000-2006) - Houston, Milwaukee, Oakland
- Brandon Kolb (2000-01) - San Diego, Milwaukee
- Stubby Clapp (2001) - St. Louis
- Matt Miller (2001-02) - Detroit
- Travis Driskill (2002-04) - Baltimore
- Josh Bard (2002-2011) - Cleveland, Boston, San Diego, Washington, Seattle
- Trey Lunsford (2002-03) - San Francisco
- Steve Watkins (2004-05) - San Diego
- Joe Dillon (2005, 2007, 2009) - Florida, Milwaukee, Tampa Bay
- Jeff Karstens (2006-2013) - New York Yankees, Pittsburgh
- Chris Sampson (2006-2010) - Houston
- Dallas Braden (2007-2011) - Oakland
- Dustin Richardson (2009-2010) - Boston
- Josh Tomlin (2010-21) - Cleveland, Atlanta
- Zach Stewart (2011-14) - Toronto, Chicago White Sox, Boston
- A.J. Ramos (2012-18, 2020-21) - Miami, NY Mets, Colorado, LAA
- Nathan Karns (2013-19) - Washington, Tampa Bay, Seattle, KC, Baltimore
- Colt Hynes (2013-17) - San Diego
- Roger Kieschnick (2013-14) - San Francisco, Arizona, LA Angels
- Chad Bettis (2013-19) - Colorado
- Daniel Coulombe (2014-present) - LA Dodgers, Oakland, NYY, Minnesota
- Kelby Tomlinson (2015-19) - San Francisco
- Robert Dugger (2019-present) - Miami, Seattle, Tampa, Cincinnati
- Parker Mushinski (2022-present) - Houston
- Davis Martin (2022-present) - Chicago White Sox
- Caleb Kilian (2022-present) - Chicago Cubs
- Josh Jung (2022-present) - Texas

MLB DRAFT/ TOP 100

- 1st Round (No. 5): Donald Harris, OF, Texas Rangers, 1989
- 1st Round (No. 8): Josh Jung, 3B, Texas Rangers, 2019
- 1st Round (No. 12): Jace Jung, 2B, Detroit Tigers, 2022
- 2nd Round (No. 41): Matt Miller, LHP, Detroit Tigers, 1996
- Supp. 1st Round (No. 45): Barrett Barnes, OF, Pittsburgh Pirates, 2012
- 2nd Round (No. 57): Ryan Nye, RHP, Philadelphia Phillies, 1994
- Competitive Balance Round B (No. 66): Clayton Beeter, RHP, LA Dodgers, 2020
- Competitive Balance Round B (No. 74): Grant Little, OF, San Diego Padres, 2018
- 2nd Round (No. 76): Chad Bettis, RHP, Colorado Rockies, 2010
- 3rd Round (No. 82): Roger Kieschnick, OF, SF Giants, 2008
- 4th Round (No. 83): Pat McKean, LHP, Atlanta Braves, 1971
- 3rd Round (No. 84): Bryce Bonnin, RHP, Cincinnati Reds, 2020
- 3rd Round (No. 84): Zach Stewart, RHP, Cincinnati Reds, 2008
- 4th Round (No. 89): Brandon Kolb, RHP, San Diego Padres, 1995
- 3rd Round (No. 100): Josh Bard, C, Colorado Rockies, 1999

Notes

A GLANCE AT THE 2023 ROSTER

Texas Tech's 2023 team is a 39-man roster that includes 20 new faces in the dugout. Of the newcomers, there are 13 that join the team coming out of high school while seven transferred into the program. Of the 19 Red Raiders that wore the scarlet and black in 2022, 12 from that group are pitchers while seven are position players. Four players qualified as "COVID seniors", an exemption by the NCAA that allowed the 35-man roster to grow to 39.

FAMILIARITIES

Nolen Hester may be a newcomer to the 2023 roster, but the Wofford transfer played at the same high school (Rockwall-Heath) as former Red Raider Cole Stilwell and current Red Raider Kevin Bazzell. Coming by way of California, freshman Will Burns shared the same high school, Trabuco Hills, as second-year pitcher Mason Molina. Incoming freshman Gage Harrelson joins the roster from Warner Robins, Ga., and while he's the only rostered player from Georgia in 2023, former Red Raider Gabe Holt, who was a 2019 seventh-round selection by the Milwaukee Brewers, resided from Bonaire, Ga., which is 6.5 miles from Harrelson's hometown.

NOT YOUR AVERAGE HIGH SCHOOL SENIOR SEASON

Will Burns and Tracer Lopez, both shared time at shortstop throughout spring practices leading up to the season, and even split starts the opening series, are not your average pair of freshman ball players. The duo both reclassified from the Class of 2023 to the Class of 2022. Lopez arrived in time for the fall semester, but Burns was playing high school football this past fall while his teammates were gearing up for Texas Tech's annual Red and Black scrimmage.

EARN IT

Texas Tech was voted third in the 2023 Big 12 Baseball Preseason Poll, the conference revealed on Jan. 26. The league's nine head coaches voted the order and were not permitted to vote for their own team.

Texas Tech was slotted third in the Big 12 preseason poll for the third time since 2017. The previous two times the Red Raiders finished higher than their prediction and advanced to an NCAA regional each time. Tech spent four-straight seasons at No. 1 in the preseason poll from 2018-21 and has been positioned third the past two seasons. Prior to 2017, third was the Red Raiders' highest preseason ranking since being picked third in 2000.

The Horned Frogs, who received five first-place votes, finished two points ahead of second-place Oklahoma State (four first-place votes) in the voting. This was the fourth time in Big 12 history that two-or-fewer points in the voting separated the top two finishers, with TCU accumulating 61 to OSU's 59. The Red Raiders fell 11 points behind the Cowboys in the poll and five points better than No. 4 Texas. (*complete poll on page 5*)

A CONSISTENT BIG 12 CONTENDER

Texas Tech is the only program in the Big 12 to finish in the top three of the league standings every year since 2016. The Red Raiders wrapped up conference play at 15-9 in 2022, including series wins over then-No. 2 Texas and then-No. 3 Oklahoma State. Tech won six of its eight Big 12 series last season, including three out of the four it played on the road. Texas Tech was projected to finish third in the 2022 Big 12 preseason poll, just as it was slotted in the 2023 preseason poll. The Red Raiders exceeded those expectations last year by earning the No. 2 seed due to a 4-2 record amongst the teams tied with 15-9 league records; Oklahoma held a 3-3 record and Oklahoma State held a 2-4 mark.

5-STRAIGHT HOME REGIONALS/TIME TO START NEW STREAK

For five-consecutive postseasons, the Red Raiders were one of 16 host sites selected to host the regional round by the NCAA Selection Committee. Texas Tech entered the 2022 season as the only program in the country to host every year since 2016. It was the first time in school history that Tech secured hosting an NCAA Regional in five-straight seasons. The Red Raiders have hosted regional action a total of eight times in Lubbock - 1996, 1997, 1999, 2016, 2017, 2018, 2019 and 2021. While that streak was snapped, the tradition of regional appearances continued as the Red Raiders traveled for the State-boro Regional as the No. 3 seed last year. Since 2014, Tadlock's teams have qualified for regional appearances in seven of the last eight competed seasons (DNQ-2015/COVID-2020).

FIRST TIME SINCE 2017 WITHOUT JUNG

Synonymous with Texas Tech Baseball has been the word, Jung. Every year since 2017, there has been a Jung on Tim Tadlock's roster card whether it was Josh Jung (2017-19) or Jace Jung (2020-22). The two standout players from San Antonio's MacArthur High School built their own legacies as Red Raiders but share the distinction of being two of the program's three all-time first round MLB Draft picks. Josh was selected eighth overall by the Texas Rangers in the 2019 MLB Draft while Jace was selected 12th overall by the Detroit Tigers in the 2022 MLB Draft. Both were first team all-americans, and the Big 12 Player of the Year trophy resided in the Jung household from 2019 to 2021 as Josh won the award in 2019 and Jace made it back-to-back Jung's to win the award in 2021 (the award was not presented in 2020).

PROS GROW HERE

Texas Tech turned in the second-most Major League Baseball Draft selections of any team in the country in 2021 with nine and followed that mark with five more in 2022. In total, Tadlock has seen 62 of his student-athletes selected in the MLB Draft, including a school-record 11 in 2018.

FOUR EARN BIG LEAGUE DEBUTS IN 2022

Former Texas Tech pitchers Parker Mushinski (Houston Astros), Caleb Kilian (Chicago Cubs) and Davis Martin (Chicago White Sox), plus infielder Josh Jung (Texas Rangers) made their respective MLB debuts last season. Mushinski in a reliever role on April 17 against Seattle, Davis Martin started at Kansas City on May 17 while Kilian on June 4 in a start versus St. Louis. Jung saw his first action on Sept. 9 and connected for a home run on his first career MLB at-bat versus the Toronto Blue Jays.



BIG 12 PRESEASON HONORS

C- Hudson White, Texas Tech
IF- Nick Goodwin, Kansas State*
IF- Jackson Nicklaus, Oklahoma
IF- Marcus Brown, Oklahoma State
IF- Roc Riggio, Oklahoma State
IF- Brayden Taylor, TCU*
OF- John Spikerman, Oklahoma
OF- Austin Davis, TCU
OF- Elijah Nunez, TCU
DH- Ty Coleman, Texas Tech
UT- Nolan McLean, Oklahoma State*
SP- Juaron Watts-Brown, Oklahoma State*
SP- Lucas Gordon, Texas
SP- Tanner Witt, Texas
SP- Mason Molina, Texas Tech
RP- Luke Savage, TCU
RP- Garrett Wright, TCU
* - unanimous selection

Preseason Player of the Year
Brayden Taylor, TCU

Preseason Pitcher of the Year
Juaron Watts-Brown, Oklahoma State

Preseason Newcomer of the Year
Juaron Watts-Brown, Oklahoma State

Preseason Freshman of the Year
Anthony Silva, TCU

BIG 12 PRESEASON POLL

TEAM	POINTS
1. TCU (5)	61
2. Oklahoma State (4)	59
3. Texas Tech	48
4. Texas	43
5. Oklahoma	38
6. West Virginia	28
7. Kansas State	17
8. Kansas	16
9. Baylor	14

BIG 12 UPCOMING SCHEDULE

Friday, Feb. 24

Western Illinois at #24 Texas Tech 1 p.m.
Kansas State vs #1 LSU (Round Rock, Texas) 2 p.m.
Kansas vs Oakland (Cleburne, Texas) 3 p.m.
Rider at Oklahoma (ESPN+) 3 p.m.
Baylor at Duke (ACCNX) 3 p.m.
Loyola Marymount at #15 Oklahoma State 4 p.m.
Florida State at #8 TCU 6:30 p.m.
Indiana at Texas (LHN) 6:30 p.m.
West Virginia at Arizona (Pac-12 Insider) 7 p.m. CT/8 p.m. ET

Saturday, Feb. 25

Western Illinois at #24 Texas Tech (Game 1) 12 p.m.
Loyola Marymount at #15 Oklahoma State 1 p.m.
Kansas vs Oakland (Cleburne, Texas) 2 p.m.
Florida State at #8 TCU 2 p.m.
Baylor at Duke (ACCNX) 2 p.m.
Rider at Oklahoma (ESPN+) 2 p.m.
Indiana at Texas (LHN) 2 p.m.
Western Illinois at #24 Texas Tech (Game 2) 4 p.m.
West Virginia at Arizona (Pac-12 Insider) 4 p.m. CT/5 p.m. ET
Kansas State vs Sam Houston (Round Rock, Texas) 4 p.m.

Sunday, Feb. 26

Baylor at Duke (ACCNX) 12 p.m.
Kansas State vs Iowa (Round Rock, Texas) 12 p.m.
Kansas vs Oakland (Cleburne, Texas) 1 p.m.
Loyola Marymount at #15 Oklahoma State 1 p.m.
Florida State at #8 TCU 1 p.m.
Indiana at Texas (LHN) 1 p.m.
Western Illinois at #24 Texas Tech 1 p.m.
Rider at Oklahoma (ESPN+) 2 p.m.
West Virginia at Arizona (Pac-12 Insider) 2 p.m. CT/3 p.m. ET

NATIONAL RANKINGS (Feb. 20 rankings/Week 1)

D1 Baseball

Team	Record	Team	Record
1. LSU	3-0	1. LSU	3-0
2. Stanford	2-1	2. Florida	3-0
3. Tennessee	1-2	3. Stanford	2-1
4. Ole Miss	3-0	4. Louisville	3-0
5. Texas A&M	3-0	5. Vanderbilt	2-1
6. Wake Forest	4-0	6. Tennessee	1-2
7. Florida	3-0	7. Texas A&M	3-0
8. TCU	2-1	8. Wake Forest	4-0
9. Arkansas	2-1	9. Ole Miss	3-0
10. Vanderbilt	2-1	10. TCU	2-1
11. East Carolina	3-0	11. Arkansas	2-1
12. North Carolina	2-1	12. Miami (Fla.)	2-1
13. Maryland	2-1	13. UCLA	3-0
14. Virginia Tech	2-1	14. Virginia Tech	2-1
15. Oklahoma State	1-2	15. Maryland	2-1
16. Louisville	3-0	16. North Carolina	2-1
17. UCLA	3-0	17. Virginia	3-0
18. Southern Miss	3-0	18. Southern Miss	3-0
19. Virginia	3-0	19. Oregon State	2-1
20. Alabama	3-0	20. Oregon	4-0
21. NC State	3-0	21. Oklahoma State	1-2
22. Miami (Fla.)	2-1	22. Texas Tech	3-0
23. South Carolina	3-0	23. Auburn	2-1
24. Texas Tech	3-0	24. East Carolina	3-0
25. Oregon	4-0	25. NC State	3-0

Baseball America

Team	Record	Team	Record
1. LSU	3-0	1. LSU	3-0
2. Florida	3-0	2. Florida	3-0
3. Stanford	2-1	3. Stanford	2-1
4. Louisville	3-0	4. Louisville	3-0
5. Vanderbilt	2-1	5. Vanderbilt	2-1
6. Tennessee	1-2	6. Tennessee	1-2
7. Texas A&M	3-0	7. Texas A&M	3-0
8. Wake Forest	4-0	8. Wake Forest	4-0
9. Ole Miss	3-0	9. Ole Miss	3-0
10. TCU	2-1	10. TCU	2-1
11. Arkansas	2-1	11. Arkansas	2-1
12. Miami (Fla.)	2-1	12. Miami (Fla.)	2-1
13. UCLA	3-0	13. UCLA	3-0
14. Virginia Tech	2-1	14. Virginia Tech	2-1
15. Maryland	2-1	15. Maryland	2-1
16. North Carolina	2-1	16. North Carolina	2-1
17. Virginia	3-0	17. Virginia	3-0
18. Southern Miss	3-0	18. Southern Miss	3-0
19. Oregon State	2-1	19. Oregon State	2-1
20. Oregon	4-0	20. Oregon	4-0
21. Oklahoma State	1-2	21. Oklahoma State	1-2
22. Texas Tech	3-0	22. Texas Tech	3-0
23. Auburn	2-1	23. Auburn	2-1
24. East Carolina	3-0	24. East Carolina	3-0
25. NC State	3-0	25. NC State	3-0

NCBWA

Team	Record	Team	Record
1. LSU	3-0	1. LSU	3-0
2. Stanford	2-1	2. Stanford	2-1
3. Florida	3-0	3. Florida	3-0
4. Texas A&M	3-0	4. Texas A&M	3-0
5. Ole Miss	3-0	5. Ole Miss	3-0
6. Wake Forest	4-0	6. Wake Forest	4-0
7. Arkansas	2-1	7. Arkansas	2-1
8. TCU	2-1	8. TCU	2-1
9. Vanderbilt	2-1	9. Vanderbilt	2-1
10. Louisville	3-0	10. Louisville	3-0
11. Tennessee	1-2	11. Tennessee	1-2
12. East Carolina	3-0	12. East Carolina	3-0
13. UCLA	3-0	13. UCLA	3-0
14. North Carolina	2-1	14. North Carolina	2-1
15. Southern Miss	3-0	15. Southern Miss	3-0
16. Maryland	2-1	16. Maryland	2-1
17. Virginia	3-0	17. Virginia	3-0
18. Virginia Tech	2-1	18. Virginia Tech	2-1
19. Oklahoma State	1-2	19. Oklahoma State	1-2
20. Texas Tech	3-0	20. Texas Tech	3-0
21. Alabama	3-0	21. Alabama	3-0
22. NC State	3-0	22. NC State	3-0
23. Miami (Fla.)	2-1	23. Miami (Fla.)	2-1
24. Oregon	4-0	24. Oregon	4-0
25. South Carolina	3-0	25. South Carolina	3-0

Collegiate Baseball

Team	Record	Team	Record
1. LSU	3-0	1. LSU	3-0
2. Florida	3-0	2. Florida	3-0
3. Stanford	2-1	3. Stanford	2-1
4. Texas A&M	3-0	4. Texas A&M	3-0
5. Louisville	3-0	5. Louisville	3-0
6. Wake Forest	4-0	6. Wake Forest	4-0
7. Arkansas	2-1	7. Arkansas	2-1
8. Miami (Fla.)	2-1	8. Miami (Fla.)	2-1
9. Vanderbilt	2-1	9. Vanderbilt	2-1
10. UCLA	3-0	10. UCLA	3-0
11. Tennessee	1-2	11. Tennessee	1-2
12. TCU	2-1	12. TCU	2-1
13. North Carolina	2-1	13. North Carolina	2-1
14. UC Santa Barbara	2-1	14. UC Santa Barbara	2-1
15. Virginia	3-0	15. Virginia	3-0
16. Oklahoma State	1-2	16. Oklahoma State	1-2
17. Texas Tech	3-0	17. Texas Tech	3-0
18. Southern Miss	3-0	18. Southern Miss	3-0
19. Oregon	4-0	19. Oregon	4-0
20. East Carolina	3-0	20. East Carolina	3-0
21. Ole Miss	3-0	21. Ole Miss	3-0
22. Georgia Tech	3-0	22. Georgia Tech	3-0
23. Maryland	2-1	23. Maryland	2-1
24. Mississippi State	2-1	24. Mississippi State	2-1
25. Florida State	3-0	25. Florida State	3-0

USA Coaches (no week 1 poll)

Team	Record	Team	Record
1. LSU	0-0	1. LSU	0-0
2. Tennessee	0-0	2. Tennessee	0-0
3. Stanford	0-0	3. Stanford	0-0
4. Texas A&M	0-0	4. Texas A&M	0-0
5. Florida	0-0	5. Florida	0-0
6. Arkansas	0-0	6. Arkansas	0-0
7. Ole Miss	0-0	7. Ole Miss	0-0
8. Oklahoma State	0-0	8. Oklahoma State	0-0
9. Vanderbilt	0-0	9. Vanderbilt	0-0
10. Wake Forest	0-0	10. Wake Forest	0-0
11. Louisville	0-0	11. Louisville	0-0
12. North Carolina	0-0	12. North Carolina	0-0
13. East Carolina	0-0	13. East Carolina	0-0
14. Maryland	0-0	14. Maryland	0-0
15. UCLA	0-0	15. UCLA	0-0
16. Virginia Tech	0-0	16. Virginia Tech	0-0
17. TCU	0-0	17. TCU	0-0
18. Miami	0-0	18. Miami	0-0
19. Southern Miss	0-0	19. Southern Miss	0-0
20. Virginia	0-0	20. Virginia	0-0
21. Texas Tech	0-0	21. Texas Tech	0-0
22. NC State	0-0	22. NC State	0-0
23. Oregon State	0-0	23. Oregon State	0-0
24. Texas	0-0	24. Texas	0-0
25. Oregon	0-0	25. Oregon	0-0

Perfect Game

Team	Record	Team	Record
1. LSU	3-0	1. LSU	3-0
2. Stanford	2-1	2. Stanford	2-1
3. Arkansas	2-1	3. Arkansas	2-1
4. Wake Forest	4-0	4. Wake Forest	4-0
5. Tennessee	1-2	5. Tennessee	1-2
6. Ole Miss	3-0	6. Ole Miss	3-0
7. Louisville	3-0	7. Louisville	3-0
8. Florida	3-0	8. Florida	3-0
9. TCU	2-1	9. TCU	2-1
10. Texas A&M	3-0	10. Texas A&M	3-0
11. UCLA	3-0	11. UCLA	3-0
12. Vanderbilt	2-1	12. Vanderbilt	2-1
13. Miami (Fla.)	2-1	13. Miami (Fla.)	2-1
14. North Carolina	2-1	14. North Carolina	2-1
15. Virginia Tech	2-1	15. Virginia Tech	2-1
16. Texas Tech	3-0	16. Texas Tech	3-0
17. Auburn	2-1	17. Auburn	2-1
18. Virginia	3-0	18. Virginia	3-0
19. Oregon	4-0	19. Oregon	4-0
20. Southern Miss	3-0	20. Southern Miss	3-0
21. NC State	3-0	21. NC State	3-0
22. Maryland	2-1	22. Maryland	2-1
23. Oregon State	0-0	23. Oregon State	0-0
24. Texas State	3-0	24. Texas State	3-0
25. Oklahoma State	1-2	25. Oklahoma State	1-2

TEXAS TECH WEEK-BY-WEEK IN THE 2023 POLLS

DATE	D1	BA	NCBWA	CB	USA	PG
Preseason	24	23	22	17	21	16
Feb. 20	24	22	20	17	no poll	16
Feb. 27						
Mar. 6						
Mar. 13						
Mar. 20						
Mar. 27						
April 3						
April 10						
April 17						
April 24						
May 1						
May 8						
May 15						

ALL-TIME NO. 1 RANKINGS

Poll	Date
Collegiate Baseball	4/14/97
Collegiate Baseball	4/21/97
Collegiate Baseball	4/28/97
Collegiate Baseball	2/17/20
NCBWA	2/17/20

HIGHEST FINAL RANKING IN EACH POLL

Poll	YEAR	Ranking
Baseball America	2020	2nd
NCBWA	2019	4th
Collegiate Baseball	2019	4th
USA Today Coaches	2020	3rd
D1Baseball.com	2016, 2019, 2020	4th
Perfect Game	2020	3rd

HIGHEST RANKING IN EACH POLL

Poll	Date	Ranking
Baseball America	3/9/20	(3x) 2nd
NCBWA	2/17/20	1st
Collegiate Baseball	2/17/20	(4x) 1st
USA Today Coaches	3/27/17	2nd
D1Baseball.com	3/5/18	(7x) 3rd
Perfect Game	4/4/22	(6x) 3rd



DAN LAW FIELD AT RIP GRIFFIN PARK

All-Time Record (11 years - 2012-22) _____ 259-75
 Most Games _____ 37 (2014, 2019)
 Most Wins _____ 33 (2014)
 Most Losses _____ 11 (2012)
 Winning Percentage _____ .892, 33-4 (2014)*
 * 2020 Home Winning Percentage: 1.000 - Season shortened due to COVID-19

Longest Winning Streak _____ 23 games (June 9, 2019-March 15, 2021)
 Longest Winning Streak (Big 12) _____ 9 games (April 11-May 17, 2014)
 Longest Losing Streak _____ 2x, 4 games (April 25-29, 2015/April 24-May 20, 2022)
 Longest Losing Streak (Big 12) _____ 2x, 3 games (March 24-Apr. 5, 2012/April 24-May 20, 2022)
 Longest Homestand _____ 10 games (April 3-18, 2012)
 Extra-Inning Games in a Season _____ 5 (2015)

Margin of Victory _____ 26, New Mexico (2) at #17 Texas Tech (28) (March 15, 2022)
 Margin of Defeat _____ 17, Texas (17) at #7 Texas Tech (1) (April 24, 2016)

TOP-10 ATTENDANCE MARKS - SINGLE GAME

Game	Date	Attendance	Result
1. #9 Oklahoma State	June 8, 2019	4,833	L, 5-6
2. Duke	June 9, 2018	4,818	W, 6-4
Duke	June 10, 2018	4,818	L, 2-11
4. #16 East Carolina	June 12, 2016	4,817	W, 11-0
#17 East Carolina	June 11, 2016	4,817	W, 3-1 ¹³
#17 East Carolina	June 10, 2016	4,817	L, 6-8
7. #16 College of Charleston	June 8, 2014	4,811	W, 1-0
#16 College of Charleston	June 7, 2014	4,811	W, 1-0
9. #9 Oklahoma State	June 9, 2019	4,782	W, 8-6
10. North Carolina	June 5, 2021	4,737	W, 7-2
#21 UCLA	June 6, 2021	4,737	W, 8-2

YEARLY ATTENDANCE - NCAA RANKINGS

YEAR	DATES	TOTAL	RANK	AVERAGE	RANK	RECORD
2012	33	94,173	21st	2,853	21st	22-11
2013	29	73,299	26th	2,527	26th	19-10
2014	35	89,355	20th	2,553	29th	33-4
2015	27	98,969	17th	3,665	13th	20-10
2016	34	130,919	15th	3,851	15th	25-9
2017	29	120,173	15th	4,143	13th	23-6
2018	34	141,158	10th	4,152	13th	28-6
2019	37	144,339	10th	3,901	14th	30-7
2020	11	40,567	13th	3,688	13th	11-0
2021	34	119,916	5th	3,527	5th	27-7
2022	26	92,346	28th	4,015	17th	21-5
Totals	325	1,140,740		3,510		259-75

LONGEST GAMES (Innings)

- 16 inn. _____ Abilene Christian (5) at #5 Texas Tech (6) (March 3, 2015)
- 14 inn. _____ TCU (3) at #8 Texas Tech (1) (May 16, 2019)
- 14 inn. _____ #25 Texas (6) at Texas Tech (7) (April 6, 2012)
- 13 inn. _____ #17 East Carolina (1) at #5 Texas Tech (3) (June 11, 2016)
- 12 inn. _____ New Mexico State (3) at #13 Texas Tech (4) (March 10, 2015)
- 12 inn. _____ Baylor (2) at #23 Texas Tech (3) (April 11, 2015)
- 12 inn. _____ #12 Texas (5) at #24 Texas Tech (2) (March 30, 2014)
- 12 inn. _____ New Mexico State (7) at #30 Texas Tech (8) (March 8, 2014)
- 12 inn. _____ LaSalle (6) at Texas Tech (5) (Mar. 1, 2013)
- 12 inn. _____ Houston (9) at Texas Tech (April 15, 2012)

LONGEST GAMES (Time)

- 4:56 _____ #17 East Carolina (1) at #5 Texas Tech (3) (13) (June 11, 2016)
- 4:43 _____ TCU (3) at #8 Texas Tech (1) (14) (May 16, 2019)
- 4:42 _____ Abilene Christian (5) at #5 Texas Tech (6) (March 3, 2015)
- 4:37 _____ #2 Texas (12) at #16 Texas Tech (16) (10) (March 26, 2022)
- 4:24 _____ Oregon (11) at #3 Texas Tech (12) (Feb. 16, 2019)
- 4:19 _____ Rice (6) at #2 Texas Tech (7) (11) (March 8, 2020)
- 4:17 _____ UConn (13) at #9 Texas Tech (15) (March 14, 2021)
- 4:16 _____ #25 Texas (6) at Texas Tech (7) (April 6, 2012)
- 4:12 _____ Oklahoma State (12) at #4 Texas Tech (10) (April 21, 2017)
- 4:12 _____ Houston (9) at Texas Tech (10) (April 15, 2012)
- 4:11 _____ #18 Baylor (11) at #16 Texas Tech (10) (11) (April 18, 2019)
- 4:06 _____ Oregon (9) at #3 Texas Tech (4) (Feb. 15, 2019)
- 4:03 _____ New Mexico State (3) at #13 Texas Tech (4) (March 10, 2015)
- 4:02 _____ Abilene Christian (8) at #9 Texas Tech (5) (April 26, 2022)
- 4:00 _____ Kansas (9) at #11 Texas Tech (13) (April 7, 2019)

FIRST-PITCH TEMPERATURES

Warmest First-Pitch Temp. _____ 104°, Stanford (15) at Texas Tech (3) (June 11, 2021)
 Coldest First-Pitch Temp. _____ 32°, Houston Baptist (1) at Texas Tech (5) (Feb. 14, 2020)

Warmest February Temp. _____ 87°, #3 Indiana (2) at Texas Tech (6) (Feb. 15, 2014)
 Coldest February Temp. _____ 32°, Houston Baptist (1) at Texas Tech (5) (Feb. 14, 2020)

Warmest March Temp. _____ 89°, #2 Texas (12) at #16 Texas Tech (1) (7) (March 27, 2022)
 Coldest March Temp. _____ 44°, Merrimack (4) at #19 Texas Tech (12) (March 6, 2022)

Warmest April Temp. _____ 90°, Kansas State (7) at #30 Texas Tech (4) (April 12, 2014)
 Coldest April Temp. _____ 43°, New Mexico State (1) at Texas Tech (6) (April 23, 2013)

Warmest May Temp. _____ 100°, Oklahoma (8) at #5 Texas Tech (13) (May 19, 2022)
 Coldest May Temp. _____ 63°, West Virginia (1) at #5 Texas Tech (2) (May 19, 2016)

Warmest June Temp. _____ 104°, Stanford (15) at Texas Tech (3) (June 11, 2021)
 Coldest June Temp. _____ 64°, Oklahoma State (6) at #8 Texas Tech (8) (June 9, 2019)

Head Coach Tim Tadlock



PERSONAL

Date of Birth _____ December 21, 1968 (54 years old)
Hometown/HS _____ Denton, TX/Denton High School, 1987

FAMILY

Wife _____ Kelly (Married 28 years - July 23, 1994)
Children _____ Chloe and Benjamin

EDUCATION:

Bachelor's _____ Texas Tech University (1992)
Master's _____ University of Texas at Tyler (1994)

PLAYING CAREER

1988-89 _____ Hill College
1990-91 _____ Texas Tech

COLLEGE COACHING CAREER

1993-96 _____ Hill College Assistant Coach
1997-2005 _____ Grayson County College Head Coach
2006-2011 _____ Oklahoma Assistant Coach
2012 _____ Texas Tech Assoc. Head Coach
2013-Present _____ Texas Tech Head Coach

AWARDS & HONORS

2018 National Coach of the Year
2014 National Coach of the Year
2016 Big 12 Coach of the Year

YEAR-BY-YEAR RECORDS

Year	Overall	Conf	Place	Big 12	NCAA	CWS
2013	26-30	9-15	8th	1-2	--	--
2014	45-21	14-10	4th	0-2	5-3	0-2
2015	31-24	13-11	T-3rd	1-2	--	--
2016	47-20	19-5	1st	1-2	6-4	1-2
2017	45-17	16-8	T-1st	1-2	2-2	--
2018	45-20	15-9	3rd	1-2	6-3	1-2
2019	46-20	16-8	1st	3-2	7-3	2-2
2020	16-3	--	--	--	--	--
2021	39-17	14-10	3rd	1-2	3-2	--
2022	39-22	15-9	2nd	1-2	2-2	--
Total	379-194	131-85	--	10-18	31-19	4-8

Tim Tadlock is set for his 11th season as Texas Tech's head baseball coach in 2023. During his tenure, Tadlock has built his alma mater into a national powerhouse, leading the Red Raiders to four College World Series in the last eight contested seasons and winning three of the last six Big 12 Championships.

A two-time National Coach of the Year, Tadlock was named head coach of his alma mater on June 8, 2012, becoming the ninth head coach in program history. He owns a collegiate career record of 814-321 in 19 years as a head coach with nine seasons at Grayson County College (435-127) and the last 10 at Texas Tech (379-194).

Under Tadlock, the Red Raiders have become a national contender year in and year out. Tech is one of six schools in the nation to advance to the College World Series four times since 2014, including consecutive trips in 2018 and 2019 for the first time in school history. Tadlock put his teams in a position to host five consecutive regionals, making Texas Tech the only school in the country to accomplish the feat from 2016-2021, and has advanced to NCAA postseason play for the last six consecutive seasons overall (2016-22).

During Tadlock's 10 seasons, the Red Raiders have recorded five 45+ win seasons and three Big 12 titles. Individually, Tech has had 15 individuals earn All-America honors - five who were First Team All-America selections - 15 Freshman All-America honors, a College Baseball Foundation National Pitcher of the Year, a Brooks Wallace Award Winner, and two Bobby Bragan Collegiate Slugger Awards. At the conference level, Tech has accumulated 74 All-Big 12 selections (first and second team), four Big 12 Players of the Year, two Big 12 Pitchers of the Year, three Big 12 Freshmen of the Year and a Big 12 Newcomer of the Year.

The Red Raiders have had 62 student-athletes selected in the MLB Draft under Tadlock, including a school-record 11 in 2018. In 2021, a school-record seven Red Raiders were selected within the top 10 rounds. Overall, Tadlock has coached 172 MLB Draft picks, including at least one draft pick during the last 27 seasons, and has coached five first-round selections, 21 players taken in the top five rounds and 55 selections in the top 10 rounds of the draft during his coaching career.

With the remarkable team success, Tech fans have packed Rip Griffin Park in Tadlock's 10 seasons. In 2015, Texas Tech sold out its season ticket allotment for the first time ever following its first appearance in the CWS. And since, Texas Tech season tickets have been sold out each ensuing season. The 2022 season marked the eighth straight that season tickets have sold out prior to the start of the season. Tech has consistently ranked among the national leaders in attendance, finishing in the top 15 each year since 2015 while compiling a 185-50 home record in that span.

Tadlock returned to his alma mater for the 2012 season as the program's associate head coach and recruiting coordinator. During his one season in this role, the Red Raiders had a school-record nine MLB Draft picks, including first-round selection center fielder Barrett Barnes, who became the third highest draft pick in school history with the 45th overall pick.

After beginning his college coaching career as an assistant at Hill College (1993-96) for four seasons, Tadlock became the head coach at Grayson County Junior College, where he led the Vikings to back-to-back National Junior College Athletic Association World Series titles in 1999 and 2000. During his nine seasons at Grayson, Tadlock posted a 435-127 (.774) overall record while being named National Coach of the Year following both title runs (1999-2000).

After a prep career at Denton High School and two years at Hill College, Tadlock was a two-year starting shortstop for the Red Raiders while helping Texas Tech to its first-ever 40-win season as a senior in 1991 (42-18). In his two-year career at Tech, Tadlock played in 120 games, batted .289 (120-for-415) with 96 runs scored, 19 doubles, four triples, eight home runs, 68 RBI, 71 walks, 65 strikeouts and was 28-of-41 in stolen bases. Tadlock played for legendary coach Larry Hays while at Texas Tech.

Tadlock graduated with his bachelor's degree in physical education from Texas Tech in May 1992. He also earned a master's degree in education in August 1994 from the University of Texas at Tyler. Tadlock and his wife, Kelly, have two children, daughter, Chloe, and son, Benjamin. Tadlock is originally from Denton, Texas, and was born in 1968.

EXCLUSIVE COMPANY

- Texas Tech is 1 of 6 programs with four trips to Omaha since 2014 (Arkansas, Florida, Texas, TCU, Vanderbilt).
- Since 2014, Texas Tech is 1 of 5 programs to make at least five appearances in the Super Regionals (Vanderbilt-6, Louisville-5, Arkansas-5, LSU-5, Mississippi State-5).
- Texas Tech is 1 of 3 programs to earn a national-seed five times since 2016 (Florida, Stanford).

BIG 12 POWER

- 2016, 2017, 2019 - Three titles in the last six contested seasons.
- Since 2016, the Red Raiders have entered the Big 12 tournament seeded no worse than No. 3, the only team in the conference that can claim that feat.

45+ WIN SEASONS

- 2014 45-21, 14-10 | First College World Series Appearance
- 2016 47-20, 19-5 | Big 12 Championship, No. 5 National Seed, College World Series
- 2017 45-17, 16-8 | Big 12 Championship, No. 5 National Seed
- 2018 45-20, 15-9 | No. 9 National Seed, College World Series
- 2019 46-20, 16-8 | Big 12 Championship, No. 8 National Seed, College World Series Semifinals

IN THE NATIONAL RANKINGS

- Texas Tech finished inside the Top 25 of all six national polls in the end-of-season rankings in 2022, extending a streak that also started in 2016.
- The Red Raiders open the 2023 season ranking in all six national polls. National polls around the country have the Red Raiders as a consensus top 25 team, ranging from No. 16 to No. 24. Perfect Game liked Texas Tech as No. 16, followed by College Baseball News at No. 17, Baseball America at No. 23 and D1Baseball at No. 24.
- In 2020, Tech earned a No. 1 ranking for the first time since April 14-28, 1997, when it appeared at the top of the Collegiate Baseball Newspaper poll for three weeks.

RED RAIDERS IN THE MLB DRAFT

- Under Tadlock, Texas Tech has had a whopping 62 Red Raiders selected in the MLB Draft since 2013.
- Tadlock had a school-record 11 players drafted in the 2018 draft, followed by seven selections in 2019, including four picks in the Top 10 rounds for the second straight year.
- In 2021, a school-record seven Red Raiders were selected within the top-10 rounds.
- Of the 30 Red Raiders in program history selected in the first five rounds of the MLB Draft, over a third (11) have come with Tadlock at the helm.
- Two of the three Red Raiders all-time selected in the first round are brothers Josh and Jace Jung. Two standouts guided by Tadlock.

TADLOCK MOVES INTO 2ND PLACE ON ALL-TIME SCHOOL WINS LIST

In 2021, Tim Tadlock moved into second place on the all-time Texas Tech head coaches wins list, surpassing the late Kal Segrist's 317 wins (1986-83). He now only trails Larry Hays (1987-2012) who compiled 813 in his career.

TEXAS TECH COACHING STAFF



J-BOB THOMAS, #19
Assistant Coach
11th Season at Tech
(Abilene Christian, '05)

Coaching Capsule: J-Bob Thomas enters his 11th season as the recruiting coordinator/assistant coach at Texas Tech in 2023. Thomas works primarily with the Red Raider catchers and assists

with the team's hitters, while serving as the program's recruiting coordinator. Thomas enters his 18th year in collegiate baseball - his 11th on head coach Tim Tadlock's coaching staff at Tech. He was named assistant coach/recruiting coordinator with the Red Raiders on June 20, 2012. Known as a tireless worker and as one of the top recruiters in college baseball, Thomas has proven his abilities early and often throughout his career at Tech. He was recognized as the ABCA/Baseball America Assistant Coach of the Year in 2017 and by Perfect Game in September 2015 as one of 10 coaches nationally "who are everywhere recruiting." A native of Duncanville, Texas, Thomas played for legendary coach Bob Rombach at Duncanville High School where he led his team to three straight Texas High School state playoff appearances (1998-2000). Thomas was born in Duncanville, Texas,



ERIC GUTIERREZ, #12
Volunteer Assistant Coach
5th Season at Tech
(Texas Tech, '18)

Coaching Capsule: Former Red Raider All-American first baseman Eric Gutierrez begins his fifth season as a volunteer assistant coach in 2023. He is the acting first base coach for the

Red Raiders. Gutierrez returned to Lubbock to join Tim Tadlock's staff in 2018 after wrapping up a professional career in the Miami Marlins organization. In 2016, Gutierrez was drafted in the 20th round by the Marlins and spent three years with the Batavia Muckdogs, Greensboro Grasshoppers and the Jupiter Hammerheads. Gutierrez, a native of Mission, was a four-year letterwinner and one of the most decorated student-athletes to don the scarlet & black at Texas Tech. He started every game of his collegiate career, primarily at first base, totaling 244 games, the most in school history. Gutierrez still holds four school records, leading the team in eight yearly categories and checks in with 30 marks that rank in the top 10 in the Tech record books.



RAY HAYWARD
Special Assistant
11th Season at Tech
(Oklahoma, '83)

Coaching Capsule: Ray Hayward enters his 11th season on staff at Texas Tech in 2023, his sixth in the role of special assistant. Hayward was named assistant coach on June 26, 2012, as part of Tim

Tadlock's inaugural staff at Texas Tech, and served in that role for the first five years of his tenure. A former big league pitcher, scouting supervisor and one of the most respected pitching coaches in the country, Hayward came to the South Plains after spending eight years (2005-2012) at the professional ranks as the Midwest scouting supervisor for the Miami Marlins. Hayward spent five seasons in the Big 12 Conference as the pitching coach at his alma mater, Oklahoma, from 2000-2004. Prior to beginning his coaching career, Hayward pitched three seasons in the big leagues with the San Diego Padres (1986-87) and the Texas Rangers (1988). He finished his playing career in the Rangers organization in 1991 before spending six years as an area scout with the Detroit Tigers (1994-99). He returned to Norman as the Sooners pitching coach and recruiting coordinator in 2000, where he helped guide Oklahoma to three NCAA Tournament appearances in five seasons.



MATT GARDNER, #50
Assistant Coach
10th Season at Tech
(Oklahoma State, '08)

Coaching Capsule: Matt Gardner enters his 10th season on staff at Texas Tech and his sixth as assistant coach, where he assists with the Red Raider pitching staff and catchers, while also working

with the outfielders. Gardner was promoted to assistant coach on June 26, 2017, after serving four years as the program's volunteer assistant coach. Gardner, who began his collegiate playing career for Tim Tadlock at Grayson County College in 2005, came to Tech following two seasons as pitching coach at Lubbock Christian University (2012-13). He previously spent three seasons as a graduate assistant coach (2009) and volunteer assistant coach (2010-11) at his alma mater, Oklahoma State. He is originally from Andrews, Texas, graduating from Andrews High School. Matt is the son of Rodney Gardner and Vickie Gardner, both graduates of Lubbock Christian University. His father, Rodney, was a 1975 All-American at LCU playing under former Tech head coach Larry Hays. Rodney went on to coach locally in Lubbock as well as at Abernathy and Estacado High School.



JOE HUGHES
Director of Operations
11th Season at Tech
(Oklahoma, '08)

Career Capsule: Joe Hughes enters his 11th season as the director of baseball operations at Texas Tech in 2023. Hughes was named director of operations with the Red Raiders on

July 17, 2012. Hughes is responsible for the baseball program's day-to-day operations and oversees every Tech baseball student-athletes' needs. He manages team travel, scheduling and the program's team budget. Hughes also oversees facility needs for the home of Red Raider baseball, Dan Law Field at Rip Griffin Park. In addition, Hughes serves as fall, winter and summer camp director for Red Raider baseball and works as the baseball team liaison with every area and department throughout the Texas Tech athletics department.

Media Information

The Texas Tech Athletics Communications office is here to serve the media throughout the 2023 Red Raider Baseball season. Media members in need of assistance can contact Matt Burkholder in the Athletics Communications office at matt.burkholder@ttu.edu.

MEDIA CREDENTIALS

Media members covering the Texas Tech baseball program at Dan Law Field at Rip Griffin Park during the 2023 season must be issued a working credential from the Texas Tech Athletics Communications office. All requests for media credentials must be made via e-mail to Matt Burkholder.

Credentials are limited to members of the working media who are assigned to cover Texas Tech Baseball. Single game credentials must be requested via email by 5 p.m. prior to the game date. No credentials will be issued to any website that is not deemed to have adequate editorial oversight, or does not follow traditional journalistic ethics protocols. Credentials will not be approved to anyone who writes or posts under an alias. Please note that Texas Tech Athletics does not grant credential requests to freelance photographers. It is not always possible to accommodate all requests. No one under 18 years of age will be issued a credential without prior approval. Credentials are non-transferable and may be revoked at any time.

VIDEO HIGHLIGHTS/NEWS CONFERENCES

Video from news conferences and games will be available to the media via YouTube. Broadcast quality video footage (game highlights, post-practice interviews, post-game interviews, etc) are available by request through the athletics communications office.

POSTGAME INTERVIEWS

Texas Tech players and head coach Tim Tadlock will be available to the media following a brief cooling down period. All Texas Tech Athletics postgame interviews are to be conducted inside the club level suite deck on the first base side of Rip Griffin Park.

PRACTICES

Please contact Matt Burkholder if you would like to attend practice. All field-level areas are closed to the media.

LIVE STREAMING

Live video streaming of any Texas Tech Athletics event, including news conferences, on ANY social media platform is strictly prohibited without prior approval from the athletics communications office.

USE OF AUDIO/VIDEO

Any media entity collecting any sort of "video or audio materials" (film, traditional video or audio, digital video or audio, photos, etc.) from Texas Tech University Athletics game events or press conference/media events may use that material only for traditional television newscasts, web-based or print coverage, or other electronic transmission as approved by the University in writing, with a limitation of up to three (3) minutes in length from any single event. Such media entity may not offer any live video, audio or other coverage of the event without the advance, written permission of Texas Tech University Athletics.

This policy includes all games, matches and events involving any of Texas Tech's athletic programs. It includes all media events -- press conferences, pre/post-practice interviews and pre/post-game interviews. An exception would be a one-on-one interview arranged through the Texas Tech Athletics Communications office with a Texas Tech, coach, athlete or administrator.

USE OF TEXAS TECH PHOTOGRAPHY

The use of Texas Tech photos is prohibited without prior approval from the athletics communications office. Texas Tech does not grant permission for use of its photos for social media content purposes. Texas Tech will provide courtesy headshots and action shots upon requests for editorial purposes.

ADDITIONAL SUPPORT STAFF

Bryan Simpson	Athletic Trainer
Tory Stephens	Strength & Conditioning
Shishir Bhakta	Equipment Manager
Lyndee Kiesling	Director of Player Development/Support Services



Numerical Roster

No.	Name	POS	B/T	HT	WT	CL	EXP	Hometown / High School / Previous School
1	Dillon Carter	OF	L/R	6-1	215	Jr.*	4th Yr.	Flower Mound, Texas / Argyle HS
2	Gage Harrelson	OF	L/L	6-3	175	Fr.	1st Yr.	Warner Robins, Ga. / Houston County HS
3	Tracer Lopez	INF	L/R	5-10	155	Fr.	1st Yr.	Rosebud, Texas / C.H. Yoe HS
4	Kevin Bazzell	C/INF	R/R	6-1	205	R-Fr.	2nd Yr.	Rockwall, Texas / Rockwall-Heath HS
5	Hudson White	C/INF	R/R	6-1	200	So.	2nd Yr.	Keller, Texas / Byron Nelson HS
7	Jeric Curtis	OF	R/R	6-0	170	Fr.	1st Yr.	Cypress, Texas / Tomball Memorial HS
8	Cade McGarrh	INF	L/R	6-3	160	Fr.	1st Yr.	Frisco, Texas / Frisco Liberty HS
9	Zac Vooletich	INF/OF	R/R	5-10	190	Sr.*	5th Yr. (2nd at Tech)	San Antonio, Texas / Brandeis HS / Navarro College
10	Ty Coleman	INF/OF	R/R	5-9	195	Sr.*	5th Yr. (2nd at Tech)	Midland, Texas / Midland Lee HS / Texas A&M
11	Andrew Devine	RHP	R/R	5-10	170	Jr.*	4th Yr.	Simi Valley, Calif. / Simi Valley HS
13	Gavin Kash	INF	L/R	6-3	210	So.	2nd Yr. (1st at Tech)	Sour Lake, Texas / Monsignor Kelly Catholic HS / Texas
15	Will Burns	INF	R/R	6-2	180	Fr.	1st Yr.	Mission Viejo, Calif. / Trabuco Hills HS
20	Austin Green	INF/OF	S/R	6-0	195	Jr.	3rd Yr. (1st at Tech)	Diana, Texas / New Diana HS / Weatherford College
21	Mason Molina	LHP	R/L	6-2	215	So.	2nd Yr.	Rancho Santa Margarita, Calif. / Trabuco Hills HS
25	Owen Washburn	RHP/OF	L/R	6-1	200	So.	2nd Yr.	Webster, Wis. / Webster HS
26	Dylan Maxcey	C	R/R	5-9	165	Fr.	1st Yr.	Friendswood, Texas / Friendswood HS
28	Taber Fast	LHP/UTL	L/L	6-1	205	Fr.	1st Yr.	Chehalis, Wash. / Olympia HS
30	Bo Blessie	RHP	R/R	6-3	200	Sr.*	5th Yr. (2nd at Tech)	Midland, Texas / Midland Lee HS / Nebraska / Midland College
31	Damian Bravo	UTL	R/R	6-2	195	Fr.	1st Yr.	Haltom City, Texas / Haltom HS
32	Trendan Parish	RHP	R/R	6-0	175	So.	2nd Yr.	Poolville, Texas / Southwest Christian HS
33	Ryan Brome	INF/OF	L/R	6-1	220	So.	2nd Yr.	Katy, Texas / Katy HS
34	Zane Petty	RHP	R/R	6-1	165	Fr.	1st Yr.	Corsicana, Texas / Corsicana HS
35	Garrett Crowley	LHP	L/L	6-4	215	Sr.*	5th Yr. (2nd at Tech)	Queens, N.Y. / St. Francis Prep / Fordham
36	Dax Dathe	RHP	R/R	6-3	210	Jr.*	4th Yr. (1st at Tech)	Round Rock, Texas / Stoney Point HS / Houston / Grayson College
38	Jacob Rogers	RHP	R/R	6-2	200	Fr.	1st Yr.	Friendswood, Texas / Friendswood HS
39	Jase Lopez	RHP	R/R	6-0	195	Jr.*	4th Yr. (2nd at Tech)	Brock, Texas / Brock HS / Weatherford JC
40	Brendan Girton	RHP	R/R	6-2	220	R-So.	3rd Yr.	Gage, Okla. / Shattuck HS
41	Nolen Hester	OF	L/L	5-10	185	Sr.	5th Yr. (1st at Tech)	Mount Pleasant, Texas / Rockwall-Heath HS / Wofford
42	Kyle Robinson	RHP	R/R	6-6	210	So.	2nd Yr.	Vienna, Va. / George C Marshall HS
43	Brendan Lysik	LHP	L/L	6-5	225	So.	2nd Yr.	Waldwick, N.J. / St. Joseph Regional HS
44	Brandon Beckel	RHP	R/R	6-4	225	Jr.	3rd Yr.	San Antonio, Texas / Antonian College Prep HS
45	Derek Bridges	LHP	L/L	6-1	230	Jr.	3rd Yr.	Duncan, Okla. / Duncan HS
46	Ryan Free	LHP	L/L	6-2	190	Jr.	3rd Yr. (1st at Tech)	Frisco, Texas / Frisco HS / Grayson College
47	Ethan Coombes	RHP	R/R	6-2	200	Sr.	6th Yr. (1st at Tech)	Roswell, N.M. / Goddard HS / Lubbock Christian
50	Drew Woodcox	INF/OF	R/R	6-0	205	Jr.	3rd Yr. (2nd at Tech)	Houston, Texas / Woodcox HS / Texas Tech / Rice
51	Zach Erdman	LHP	R/L	6-2	185	Fr.	1st Yr.	Keller, Texas / Keller HS
52	Josh Sanders	RHP	R/R	6-3	180	Jr.	3rd Yr.	Yukon, Okla. / Yukon HS
53	Nolan Foster	RHP	R/R	6-3	175	Fr.	1st Yr.	McKinney, Texas / McKinney HS
54	Jack Livingstone	RHP	R/R	6-3	195	Fr.	1st Yr.	Lucas, Texas / Lovejoy HS

* - indicates an additional year of eligibility was used in 2021 (i.e. player retained same class status, 2020-Fr. → 2021-Fr.)
measure was approved by the NCAA for competitions missed in the spring of 2020 due to the COVID-19 pandemic.

Alphabetical Roster

No.	Name	POS
4	Kevin Bazzell	C/INF
44	Brandon Beckel	RHP
30	Bo Blessie	RHP
31	Damian Bravo	UTL
45	Derek Bridges	LHP
33	Ryan Brome	INF/OF
15	Will Burns	INF
1	Dillon Carter	OF
10	Ty Coleman	INF/OF
47	Ethan Coombes	RHP
35	Garrett Crowley	LHP
7	Jeric Curtis	OF
36	Dax Dathe	RHP
11	Andrew Devine	RHP
51	Zach Erdman	LHP
28	Taber Fast	LHP/UTL
53	Nolan Foster	RHP
46	Ryan Free	LHP
40	Brendan Girton	RHP
20	Austin Green	INF/OF
2	Gage Harrelson	OF
41	Nolen Hester	OF

PRONUNCIATION GUIDE

4	Kevin BAZZELL	Bah-zelle
8	Cade McGARRH	Mc-Garr
9	Zac VOOLETICH	Voo-leh-tiche
33	Ryan BROME	Bro-M
		"Bro" like brother
35	Garrett CROWLEY	Crowe-Lee
		Like.. Ow! That hurts!
40	Brendan GIRTON	Ger-ton
43	Brendan LYSIK	Lie-Sick



Results/Attendance

Date	Opponent		Score	Inns	Overall	Big 12	Pitcher of record	Attend	Time
Feb 17, 2023	GONZAGA	w	8-4	9	1-0-0	0-0-0	Girton, B. (W 1-0)	3744	2:49
Feb 18, 2023	GONZAGA	w	10-3	9	2-0-0	0-0-0	Molina, M. (W 1-0)	4010	2:52
Feb 19, 2023	GONZAGA	w	12-3	9	3-0-0	0-0-0	Blessie, B. (W 1-0)	4409	2:43
Feb 20, 2023	GONZAGA	w	9-8	9	4-0-0	0-0-0	Bravo, D. (W 1-0)	3514	3:14

() extra inning game



Season Stats



2023 Texas Tech Baseball
Overall Statistics for Texas Tech (as of Feb 21, 2023)
(All games Sorted by Batting avg)



Record: 4-0 Home: 4-0 Away: 0-0 Big 12: 0-0

Player	avg	gp-gs	ab	r	h	2b	3b	hr	rbi	tb	slg%	bb	hp	so	gdp	ob%	sf	sh	sb-att	po	a	e	fld%
13 Gavin Kash	.692	4-4	13	4	9	0	2	1	8	16	1.231	4	0	3	0	.722	1	0	0-0	42	1	0	1.000
10 Ty Coleman	.467	4-4	15	5	7	3	0	0	6	10	.667	1	1	3	1	.500	1	0	0-0	0	0	0	.000
41 Nolen Hester	.455	4-4	11	6	5	2	0	0	1	7	.636	8	1	0	0	.700	0	0	0-0	9	0	0	1.000
2 Gage Harrelson	.412	4-4	17	6	7	1	0	1	4	11	.647	4	0	3	0	.524	0	0	1-1	4	0	0	1.000
4 Kevin Bazzell	.357	4-4	14	6	5	2	0	1	3	10	.714	5	0	2	0	.500	1	0	0-0	1	8	2	.818
20 Austin Green	.286	4-4	14	5	4	1	0	1	8	8	.571	4	2	2	0	.500	0	0	0-0	6	15	1	.955
5 Hudson White	.222	3-2	9	1	2	1	0	0	3	3	.333	2	0	5	0	.333	1	0	1-1	19	2	2	.913
25 Owen Washburn	.000	3-3	12	0	0	0	0	0	0	0	.000	1	0	1	0	.077	0	0	0-0	3	0	0	1.000

9 Zac Vooletich	.500	2-0	2	1	1	1	0	0	0	2	1.000	0	0	0	0	.500	0	0	0-0	0	0	0	.000
3 Tracer Lopez	.375	3-2	8	2	3	1	0	0	1	4	.500	1	0	2	0	.444	0	0	0-0	5	5	1	.909
26 Dylan Maxcey	.250	2-2	4	1	1	0	0	0	1	1	.250	1	1	1	0	.429	1	0	1-1	14	2	2	.889
15 Burns, Will	.000	2-2	6	0	0	0	0	0	2	0	.000	1	1	1	0	.222	1	0	0-0	1	8	2	.818
31 Damian Bravo	.000	1-1	5	0	0	0	0	0	0	0	.000	0	0	1	0	.000	0	0	0-0	2	0	0	1.000
1 Dillon Carter	.000	3-0	2	0	0	0	0	0	0	0	.000	1	0	2	0	.333	0	0	0-0	0	0	0	.000
50 Drew Woodcox	.000	1-0	1	1	0	0	0	0	0	0	.000	0	0	0	0	.000	0	0	0-0	0	0	0	.000
7 Jeric Curtis	.000	3-0	1	0	0	0	0	0	0	0	.000	0	0	1	0	.000	0	0	0-0	1	0	1	.500
33 Ryan Brome	.000	3-0	0	1	0	0	0	0	1	0	.000	1	0	0	0	.500	1	0	0-0	1	0	0	1.000
28 Taber Fast	.000	1-0	0	0	0	0	0	0	0	0	.000	0	0	0	0	.000	0	0	0-0	0	0	0	.000
8 Cade McGarrh	.000	2-0	0	0	0	0	0	0	0	0	.000	0	0	0	0	.000	0	0	0-0	0	3	0	1.000
Totals	.328	4	134	39	44	12	2	4	38	72	.537	34	6	27	1	.464	7	0	3-3	108	46	11	.933
Opponents	.188	4	133	18	25	2	1	5	15	44	.331	18	2	34	4	.294	0	0	4-5	97	28	4	.969

LOB - Team (45), Opp (30). DPs turned - Team (4), Opp (3). CI - Team (3), White, H. 2, Maxcey, D. 1. IBB - Team (2), Coleman, Ty. 1, Bazzell, K. 1.

(All games Sorted by Earned run avg)

Player	era	w-l	app	gs	cg	sho	sv	ip	h	r	er	bb	so	2b	3b	hr	b/avg	wp	hp	bks	sfa	sha
40 Brendan Girton	0.00	1-0	1	0	0	0/0	0	6.0	1	0	0	2	6	0	0	0	.056	0	0	0	0	0
30 Bo Blessie	0.00	1-0	1	1	0	0/0	0	6.0	1	0	0	4	4	0	0	0	.059	0	0	0	0	0
21 Mason Molina	0.00	1-0	1	1	0	0/0	0	5.0	1	0	0	3	7	0	0	0	.067	1	0	0	0	0

52 Josh Sanders	0.00	0-0	2	0	0	0/0	0	3.0	1	3	0	0	1	0	0	1	.083	0	0	0	0	0
28 Taber Fast	0.00	0-0	1	0	0	0/0	0	2.0	0	0	0	1	2	0	0	0	.000	0	0	0	0	0
44 Brandon Beckel	0.00	0-0	1	0	0	0/0	0	2.0	0	0	0	1	2	0	0	0	.000	0	0	0	0	0
34 Zane Petty	0.00	0-0	1	0	0	0/0	0	1.0	0	0	0	0	1	0	0	0	.000	0	0	0	0	0
11 Andrew Devine	0.00	0-0	1	0	0	0/0	0	1.0	1	0	0	1	1	0	0	0	.250	1	1	0	0	0
31 Damian Bravo	0.00	1-0	1	0	0	0/0	0	1.0	0	0	0	1	3	0	0	0	.000	0	0	0	0	0
47 Ethan Coombes	0.00	0-0	1	0	0	0/0	0	1.0	2	2	0	0	2	0	0	0	.333	0	1	0	0	0
32 Trendan Parish	2.45	0-0	1	1	0	0/0	0	3.2	5	3	1	2	2	1	0	1	.313	0	0	0	0	0
46 Ryan Free	9.00	0-0	1	0	0	0/0	0	1.0	1	1	1	1	0	0	0	1	.250	0	0	0	0	0
42 Kyle Robinson	13.50	0-0	1	1	0	0/0	0	2.0	5	4	3	1	1	0	1	1	.417	0	0	0	0	0
39 Jase Lopez	27.00	0-0	1	0	0	0/0	0	1.0	4	3	3	1	2	1	0	0	.571	0	0	0	0	0
35 Garrett Crowley	54.00	0-0	1	0	0	0/0	0	0.1	3	2	2	0	0	0	0	1	.750	0	0	0	0	0
Totals	2.50	4-0	4	4	0	0/0	0	36.0	25	18	10	18	34	2	1	5	.188	2	2	0	0	0
Opponents	9.46	0-4	4	4	0	0/0	0	32.1	44	39	34	34	27	12	2	4	.328	6	6	1	7	0

PB - Team (1), Maxcey, D. 1, Opp (2). Pickoffs - Team (1), Molina, M. 1. SBA/ATT - White, H. (2-3), Maxcey, D. (2-2), Blessie, B. (0-1), Bravo, D. (1-1), Girton, B. (1-1), Beckel, B. (1-1), Molina, M. (1-1).



Game-By-Game Offensive Stats

Date	Opponent	ab	r	h	rbi	2b	3b	hr	tb	bb	ibb	sb	cs	hbp	sac	sf	gdp	k	po	a	e	lob	avg
Feb 17	GONZAGA	33	8	10	8	3	0	2	19	4	0	0	0	1	0	1	1	7	27	10	4	7	.303
Feb 18	GONZAGA	32	10	10	9	2	0	0	12	11	0	2	0	2	0	2	0	10	27	12	0	13	.308
Feb 19	GONZAGA	36	12	14	12	3	1	1	22	5	0	0	0	3	0	2	0	5	27	13	1	10	.337
Feb 20	GONZAGA	33	9	10	9	4	1	1	19	14	2	1	0	0	0	2	0	5	27	11	6	15	.328
Totals		134	39	44	38	12	2	4	72	34	2	3	0	6	0	7	1	27	108	46	11	45	.328

Game-By-Game Pitching Stats

Date	Opponent	ip	h	r	er	bb	so	2b	3b	hr	wp	bk	hbp	dp	ibb	score	w-l	sv	era
Feb 17	GONZAGA	9.0	6	4	3	3	7	0	1	1	0	0	0	2	0	8-4	1-0	0	3.00
Feb 18	GONZAGA	9.0	5	3	3	5	12	1	0	0	1	0	0	1	0	10-3	2-0	0	3.00
Feb 19	GONZAGA	9.0	5	3	1	6	7	0	0	1	1	0	2	1	0	12-3	3-0	0	2.33
Feb 20	GONZAGA	9.0	9	8	3	4	8	1	0	3	0	0	0	0	0	9-8	4-0	0	2.50
Totals		36.0	25	18	10	18	34	2	1	5	2	0	2	4	0	39-18	4-0	0	2.50



Multis/Streaks

Multiple Hit Games	2	3	4	5+	Total
2 Gage Harrelson	2	1	-	-	3
13 Gavin Kash	1	2	-	-	3
41 Nolen Hester	2	-	-	-	2
4 Kevin Bazzell	2	-	-	-	2
10 Ty Coleman	-	-	-	1	1
3 Tracer Lopez	1	-	-	-	1
20 Austin Green	1	-	-	-	1
TEAM	9	3	0	1	13

Multiple RBI Games	2	3	4	5+	Total
13 Gavin Kash	2	1	-	-	3
20 Austin Green	2	-	1	-	3
10 Ty Coleman	1	1	-	-	2
2 Gage Harrelson	2	-	-	-	2
4 Kevin Bazzell	1	-	-	-	1
15 Burns, Will	1	-	-	-	1
5 Hudson White	1	-	-	-	1
TEAM	10	2	1	0	13

Hitting Streaks	Longest	Current
13 Gavin Kash	4	4
10 Ty Coleman	3	-
2 Gage Harrelson	3	3
4 Kevin Bazzell	3	-
20 Austin Green	3	-
5 Hudson White	2	2
41 Nolen Hester	2	1
3 Tracer Lopez	2	2
26 Dylan Maxcey	1	-
9 Zac Vooletich	1	1

Reached Base Streaks	Longest	Current
20 Austin Green	4	4
41 Nolen Hester	4	4
4 Kevin Bazzell	4	4
13 Gavin Kash	4	4
10 Ty Coleman	4	4
2 Gage Harrelson	4	4
5 Hudson White	2	2
3 Tracer Lopez	2	2
9 Zac Vooletich	1	1
26 Dylan Maxcey	1	-
33 Ryan Brome	1	-
25 Owen Washburn	1	-
15 Burns, Will	1	-
1 Dillon Carter	1	1

Texas Tech when...

Score by innings	1	2	3	4	5	6	7	8	9	Total
Texas Tech	3	0	5	5	6	10	2	7	1	39
Opponents	3	0	2	2	0	0	2	7	2	18

Record when ...

Overall	4-0	After 6 leading	4-0
Conference	0-0 trailing	0-0
Non-Conference	4-0 tied	0-0
Home games	4-0	After 7 leading	4-0
Away games	0-0 trailing	0-0
Neutral site	0-0 tied	0-0
Day games	4-0	After 8 leading	3-0
Night games	0-0 trailing	0-0
vs Left starter	1-0 tied	1-0
vs Right starter	3-0		
1-Run games	1-0	Hit 0 home runs	1-0
2-Run games	0-0	... 1 home run	2-0
5+Run games	2-0	... 2+ home runs	1-0
Extra innings	0-0		
Shutouts	0-0	Opponent 0 home runs	1-0
	 1 home run	2-0
Scoring 0-2 runs	0-0 2+ HRs	1-0
..... 3-5 runs	0-0		
..... 6-9 runs	2-0	Made 0 errors	1-0
..... 10+ runs	2-0 1 error	1-0
	 2+ errors	2-0
Opponent 0-2 runs	0-0		
..... 3-5 runs	3-0	Opp. made 0 errors	2-0
..... 6-9 runs	1-0 1 error	0-0
..... 10+ runs	0-0 2+ errors	2-0
Scored in 1st inning	2-0	Out-hit opponent	4-0
Opp. scored in 1st	2-0	Out-hit by opponent	0-0
Scores first	2-0	Hits are tied	0-0
Opp. scores first	2-0		

Record when team scores:

Runs	0	1	2	3	4	5	6	7	8	9	10+
W-L	0-0	0-0	0-0	0-0	0-0	0-0	0-0	0-0	1-0	1-0	2-0

Record when opponent scores:

Runs	0	1	2	3	4	5	6	7	8	9	10+
W-L	0-0	0-0	0-0	2-0	1-0	0-0	0-0	0-0	1-0	0-0	0-0

Record when leading after:

Inn.	1	2	3	4	5	6	7	8
W-L	1-0	1-0	2-0	2-0	4-0	4-0	4-0	3-0

Record when trailing after:

Inn.	1	2	3	4	5	6	7	8
W-L	1-0	1-0	0-0	1-0	0-0	0-0	0-0	0-0

Record when tied after:

Inn.	1	2	3	4	5	6	7	8
W-L	2-0	2-0	2-0	1-0	0-0	0-0	0-0	1-0

Current winning streak: 4

Longest winning streak: 4

Longest losing streak: 0

Home attendance : 15677 (4 dates avg = 3919)

Away attendance : 0 (0 dates avg = 0)

Total attendance: 15677 (4 dates avg = 3919)



Team Game Highs in 2023

Batting

At bats:	36	-	vs Gonzaga (Feb 19, 2023)
Runs scored:	12	-	vs Gonzaga (Feb 19, 2023)
Hits:	14	-	vs Gonzaga (Feb 19, 2023)
RBIs:	12	-	vs Gonzaga (Feb 19, 2023)
Doubles:	4	-	vs Gonzaga (Feb 20, 2023)
Triples:	1	-	vs Gonzaga (Feb 19, 2023)
Home runs:	2	-	vs Gonzaga (Feb 17, 2023)
Total bases:	22	-	vs Gonzaga (Feb 19, 2023)
Walks:	14	-	vs Gonzaga (Feb 20, 2023)
Strikeouts:	10	-	vs Gonzaga (Feb 18, 2023)
Sac flies:	2	-	vs Gonzaga (Feb 18, 2023)
	2	-	vs Gonzaga (Feb 19, 2023)
	2	-	vs Gonzaga (Feb 20, 2023)
Stolen bases:	2	-	vs Gonzaga (Feb 18, 2023)
Hit by pitch:	3	-	vs Gonzaga (Feb 19, 2023)
Runners LOB:	15	-	vs Gonzaga (Feb 20, 2023)
Hit into DP:	2	-	vs Gonzaga (Feb 17, 2023)

Fielding

Putouts:	27	-	(4 times)
Assists:	13	-	vs Gonzaga (Feb 19, 2023)
Errors:	6	-	vs Gonzaga (Feb 20, 2023)
Passed balls:	1	-	vs Gonzaga (Feb 18, 2023)
DPs turned:	2	-	vs Gonzaga (Feb 17, 2023)

Pitching

Innings pitched:	9.0	-	(4 times)
Runs allowed:	8	-	vs Gonzaga (Feb 20, 2023)
Earned runs:	3	-	vs Gonzaga (Feb 17, 2023)
	3	-	vs Gonzaga (Feb 18, 2023)
	3	-	vs Gonzaga (Feb 20, 2023)
Walks allowed:	6	-	vs Gonzaga (Feb 19, 2023)
Strikeouts:	12	-	vs Gonzaga (Feb 18, 2023)
Hits allowed:	9	-	vs Gonzaga (Feb 20, 2023)
Doubles allowed:	1	-	vs Gonzaga (Feb 18, 2023)
	1	-	vs Gonzaga (Feb 20, 2023)
Triples allowed:	1	-	vs Gonzaga (Feb 17, 2023)
Homers allowed:	3	-	vs Gonzaga (Feb 20, 2023)
Wild pitches:	1	-	vs Gonzaga (Feb 18, 2023)
	1	-	vs Gonzaga (Feb 19, 2023)
Hit batters:	2	-	vs Gonzaga (Feb 19, 2023)

Individual Game Highs in 2023

Batting

At bats:	5	-	(6 times)
Runs scored:	3	-	Nolen Hester vs Gonzaga (Feb 18, 2023)
	3	-	Ty Coleman vs Gonzaga (Feb 19, 2023)
	3	-	Gage Harrelson vs Gonzaga (Feb 20, 2023)
Hits:	5	-	Ty Coleman vs Gonzaga (Feb 19, 2023)
RBIs:	4	-	Austin Green vs Gonzaga (Feb 17, 2023)
Doubles:	2	-	Ty Coleman vs Gonzaga (Feb 19, 2023)
Triples:	1	-	Gavin Kash vs Gonzaga (Feb 19, 2023)
	1	-	Gavin Kash vs Gonzaga (Feb 20, 2023)
Home runs:	1	-	(4 times)
Total bases:	7	-	Ty Coleman vs Gonzaga (Feb 19, 2023)
	7	-	Gage Harrelson vs Gonzaga (Feb 20, 2023)
Walks:	4	-	Kevin Bazzell vs Gonzaga (Feb 20, 2023)
Strikeouts:	3	-	Hudson White vs Gonzaga (Feb 17, 2023)
Sac flies:	1	-	(7 times)
Stolen bases:	1	-	Gage Harrelson vs Gonzaga (Feb 18, 2023)
	1	-	Dylan Maxcey vs Gonzaga (Feb 18, 2023)
	1	-	Hudson White vs Gonzaga (Feb 20, 2023)
Hit by pitch:	1	-	(6 times)
Runners LOB:	4	-	Tracer Lopez vs Gonzaga (Feb 18, 2023)
	4	-	Owen Washburn vs Gonzaga (Feb 20, 2023)

Fielding

Putouts:	12	-	Gavin Kash vs Gonzaga (Feb 20, 2023)
Assists:	6	-	Austin Green vs Gonzaga (Feb 17, 2023)
Errors:	2	-	Burns, Will vs Gonzaga (Feb 20, 2023)
	2	-	Dylan Maxcey vs Gonzaga (Feb 20, 2023)
Passed balls:	1	-	Dylan Maxcey vs Gonzaga (Feb 18, 2023)

Pitching

Innings pitched:	6.0	-	Brendan Girtan vs Gonzaga (Feb 17, 2023)
	6.0	-	Bo Blessie vs Gonzaga (Feb 19, 2023)
Runs allowed:	4	-	Kyle Robinson vs Gonzaga (Feb 17, 2023)
Earned runs:	3	-	Kyle Robinson vs Gonzaga (Feb 17, 2023)
	3	-	Jase Lopez vs Gonzaga (Feb 18, 2023)
Walks allowed:	4	-	Bo Blessie vs Gonzaga (Feb 19, 2023)
Strikeouts:	7	-	Mason Molina vs Gonzaga (Feb 18, 2023)
Hits allowed:	5	-	Kyle Robinson vs Gonzaga (Feb 17, 2023)
	5	-	Trendan Parish vs Gonzaga (Feb 20, 2023)
Doubles allowed:	1	-	Jase Lopez vs Gonzaga (Feb 18, 2023)
	1	-	Trendan Parish vs Gonzaga (Feb 20, 2023)
Triples allowed:	1	-	Kyle Robinson vs Gonzaga (Feb 17, 2023)
Homers allowed:	1	-	(5 times)
Wild pitches:	1	-	Mason Molina vs Gonzaga (Feb 18, 2023)
	1	-	Andrew Devine vs Gonzaga (Feb 19, 2023)
Hit batters:	1	-	Andrew Devine vs Gonzaga (Feb 19, 2023)
	1	-	Ethan Coombes vs Gonzaga (Feb 19, 2023)



Starting Lineup by Position

PITCHER:		
32 Trendan Parish	1	(1-0)
42 Kyle Robinson	1	(1-0)
21 Mason Molina	1	(1-0)
30 Bo Blessie	1	(1-0)
CATCHER:		
26 Dylan Maxcey	2	(2-0)
5 Hudson White	2	(2-0)
FIRST BASE:		
13 Gavin Kash	4	(4-0)
SECOND BASE:		
20 Austin Green	4	(4-0)
THIRD BASE:		
4 Kevin Bazzell	4	(4-0)
SHORTSTOP:		
3 Tracer Lopez	2	(2-0)
15 Burns, Will	2	(2-0)
LEFT FIELD:		
41 Nolen Hester	4	(4-0)
CENTER FIELD:		
2 Gage Harrelson	4	(4-0)
RIGHT FIELD:		
25 Owen Washburn	3	(3-0)
31 Damian Bravo	1	(1-0)
DESIGNATED HITTER:		
10 Ty Coleman	4	(4-0)

Game-By-Game Starters By Position

Date	Opponent	P	C	1B	2B	3B	SS	LF	CF	RF	DH
2/17	Gonzaga	Robinson	White	Kash	Green	Bazzell	T. Lopez	Hester	Harrelson	Washburn	Coleman
2/18	Gonzaga	Molina	Maxcey	Kash	Green	Bazzell	T. Lopez	Hester	Harrelson	Washburn	Coleman
2/19	Gonzaga	Blessie	White	Kash	Green	Bazzell	Burns	Hester	Harrelson	Bravo	Coleman
2/20	Gonzaga	Parish	Maxcey	Kash	Green	Bazzell	Burns	Hester	Harrelson	Washburn	Coleman
2/24	W. Illinois										
2/24	W. Illinois										
2/25	W. Illinois										
2/26	W. Illinois										
2/28	Air Force										
3/1	Air Force										
3/3	vs. Rice										
3/4	vs. Michigan										
3/5	vs. Texas A&M										
3/7	New Mexico										
3/10	Iowa										
3/11	Iowa										
3/12	Iowa										
3/14	UT-Arlington										
3/15	UT-Arlington										
3/17	Oklahoma State										
3/18	Oklahoma State										
3/19	Oklahoma State										
3/24	at Texas										
3/25	at Texas										
3/26	at Texas										
3/28	at New Mexico										
3/31	TCU										
4/1	TCU										
4/2	TCU										
4/4	Abilene Christian										
4/6	North Dakota State										
4/7	North Dakota State										
4/8	North Dakota State										
4/10	at Stanford										
4/11	at Stanford										
4/14	at Oklahoma										
4/15	at Oklahoma										
4/16	at Oklahoma										
4/18	Grand Canyon										
4/19	Grand Canyon										
4/21	Baylor										
4/22	Baylor										
4/23	Baylor										
4/25	at Abilene Christian										
4/28	at Kansas State										
4/29	at Kansas State										
4/30	at Kansas State										
5/5	Sam Houston										
5/6	Sam Houston										
5/7	Sam Houston										
5/12	at West Virginia										
5/13	at West Virginia										
5/14	at West Virginia										
5/18	Kansas										
5/19	Kansas										
5/20	Kansas										



Game-By-Game Starters By Batting Order

Date	Opponent	Leadoff	2nd	3rd	Cleanup	5th	6th	7th	8th	9th
2/17	Gonzaga	Hester	Harrelson	Bazzell	Green	Coleman	Kash	White	Washburn	T. Lopez
2/18	Gonzaga	Hester	Harrelson	Bazzell	Green	Coleman	Kash	Maxcey	Washburn	T. Lopez
2/19	Gonzaga	Hester	Bravo	Bazzell	Green	Coleman	Kash	White	Harrelson	Burns
2/20	Gonzaga	Hester	Harrelson	Bazzell	Green	Coleman	Kash	Maxcey	Washburn	Burns
2/24	W. Illinois									
2/24	W. Illinois									
2/25	W. Illinois									
2/26	W. Illinois									
2/28	Air Force									
3/1	Air Force									
3/3	vs. Rice									
3/4	vs. Michigan									
3/5	vs. Texas A&M									
3/7	New Mexico									
3/10	Iowa									
3/11	Iowa									
3/12	Iowa									
3/14	UT-Arlington									
3/15	UT-Arlington									
3/17	Oklahoma State									
3/18	Oklahoma State									
3/19	Oklahoma State									
3/24	at Texas									
3/25	at Texas									
3/26	at Texas									
3/28	at New Mexico									
3/31	TCU									
4/1	TCU									
4/2	TCU									
4/4	Abilene Christian									
4/6	North Dakota State									
4/7	North Dakota State									
4/8	North Dakota State									
4/10	at Stanford									
4/11	at Stanford									
4/14	at Oklahoma									
4/15	at Oklahoma									
4/16	at Oklahoma									
4/18	Grand Canyon									
4/19	Grand Canyon									
4/21	Baylor									
4/22	Baylor									
4/23	Baylor									
4/25	at Abilene Christian									
4/28	at Kansas State									
4/29	at Kansas State									
4/30	at Kansas State									
5/5	Sam Houston									
5/6	Sam Houston									
5/7	Sam Houston									
5/12	at West Virginia									
5/13	at West Virginia									
5/14	at West Virginia									
5/18	Kansas									
5/19	Kansas									
5/20	Kansas									

Starters Breakdown

LEADOFF:

41 Nolen Hester _____ 4 _____ (4-0)

2ND SPOT:

2 Gage Harrelson _____ 3 _____ (3-0)

31 Damian Bravo _____ 1 _____ (1-0)

3RD SPOT:

4 Kevin Bazzell _____ 4 _____ (4-0)

CLEANUP:

20 Austin Green _____ 4 _____ (4-0)

5TH SPOT:

10 Ty Coleman _____ 4 _____ (4-0)

6TH SPOT:

13 Gavin Kash _____ 4 _____ (4-0)

7TH SPOT:

26 Dylan Maxcey _____ 2 _____ (2-0)

5 Hudson White _____ 2 _____ (2-0)

8TH SPOT:

25 Owen Washburn _____ 3 _____ (3-0)

2 Gage Harrelson _____ 1 _____ (1-0)

9TH SPOT:

3 Tracer Lopez _____ 2 _____ (2-0)

15 Burns, Will _____ 2 _____ (2-0)



The Last Time Texas Tech...

Won 7 or more consecutive games _____ 7 games (March 9, 2022-March 19, 2022)
 Won 8 or more consecutive games _____ 9 games (Feb. 22, 2022-March 6, 2022)
 Won 10 or more consecutive games _____ 14 games (Feb. 26-March 15, 2021)
 Won 16 or more consecutive games _____ 16 games (April 13-May 22, 2002)

Lost 5 or more consecutive games _____ 5 games (April 12, 2022-April 19, 2022)
 Lost 6 or more consecutive games _____ 9 games (April 2-20, 2013)
 Lost 7 or more consecutive games _____ 9 games (April 2-20, 2013)
 Lost 8 or more consecutive games _____ 9 games (April 2-20, 2013)
 Lost 9 or more consecutive games _____ 9 games (April 2-20, 2013)
 Lost 10 or more consecutive games _____ 11 games (April 12-28, 1985)
 Lost 11 or more consecutive games _____ 11 games (April 12-28, 1985)

Shutout an opponent _____ vs. UNC Greensboro, 2-0 (June 4, 2022)
 Shutout an opponent on Opening Day _____ vs. Northern Illinois, 8-0 (Feb. 15, 2013)
 Shutout an opponent at home _____ vs. Kansas State, 14-0 (April 9, 2022)
 Shutout a Big 12 opponent at home _____ vs. Kansas State, 14-0 (April 9, 2022)
 Shutout an opponent on the road _____ at West Virginia (Apr. 14, 2019)
 Shutout a Big 12 opponent on the road _____ at West Virginia (Apr. 14, 2019)
 Shutout an opponent on a neutral field _____ vs. UNC Greensboro, 2-0 (June 4, 2022)
 Shutout a midweek opponent at home _____ vs. Texas Southern, 15-0 (7 Inn.) (March 3, 2021)
 Shutout a midweek opponent on the road _____ at #27 Dallas Baptist, 5-0 (May 8, 2012)
 Shutout back-to-back opponents _____ at UTSA, 5-0 & 3-0 (Feb. 24-25, 2018)

Was shutout _____ vs. #9 Stanford, 0-9 (June 12, 2021)
 Was shutout on Opening Day _____ vs. #3 Indiana, 0-1 (February 14, 2014)
 Was shutout at home _____ vs. #9 Stanford, 0-9 (June 12, 2021)
 Was shutout at home by a Big 12 opponent _____ vs. #14 Oklahoma State, 0-2 (March 19, 2021)
 Was shutout on the road _____ at West Virginia (Apr. 12, 2019)
 Was shutout on the road by a Big 12 opponent _____ at West Virginia (Apr. 12, 2019)
 Was shutout on a neutral field _____ vs. West Virginia, 0-2 (May 25, 2019)
 Was shutout against a midweek opponent at home _____ vs. Abilene Christian, 0-1 (March 25, 1963)
 Was shutout against a midweek opponent on the road _____ at North Texas, 0-5 (March 16, 1987)
 Was shutout against a non-conference opponent on a neutral site _____ vs. Texas A&M, 0-9 (March 3, 2017)

Run-ruled an opponent _____ 12-2, 8 Inn. vs. West Virginia (April 23, 2022-gm. 2)
 Run-ruled an opponent at home _____ 12-2, 8 Inn. vs. West Virginia (April 23, 2022-gm. 2)
 Run-ruled a Big 12 opponent at home _____ 12-2, 8 Inn. vs. West Virginia (April 23, 2022-gm. 2)
 Run-ruled an opponent on the road _____ 13-2, 7 Inn. at Oklahoma (May 16, 2021)
 Run-ruled a Big 12 opponent on the road _____ 13-2, 7 Inn. at Oklahoma (May 16, 2021)
 Was run-ruled _____ 1-12, 7 Inn. vs. Texas (March 27, 2022)
 Was run-ruled at home _____ 1-12, 7 Inn. vs. Texas (March 27, 2022)
 Was run-ruled by a Big 12 opponent at home _____ 1-12, 7 Inn. vs. Texas (March 27, 2022)
 Was run-ruled on the road _____ 2-12, 8 Inn. at Kansas State (April 7, 2013)
 Was run-ruled by a Big 12 opponent on the road _____ 3-17, 7 Inn. at Kansas (April 8, 2018)

Played in 14 or more innings _____ 14 innings, vs. TCU (L, 1-3) (May 16, 2019)
 Played in 15 or more innings _____ 16 innings, vs. Abilene Christian (W, 6-5) (March 3, 2015)
 Played in 16 or more innings _____ 16 innings, vs. Abilene Christian (W, 6-5) (March 3, 2015)
 Played in 17 or more innings _____ 17 innings, at Southeastern Oklahoma (L, 1-2) (April 18, 1966)

Won both games of a doubleheader _____ vs. West Virginia: 7-5, 12-2 (8) (April 23, 2022)
 Shutout opponent in both games of a doubleheader _____ vs. Northern Illinois: 8-0, 5-0 (February 20, 2015)
 Lost both games of a doubleheader _____ at #4 Nebraska: 3-4 (11 Inn.), 4-14 (7 Inn.) (April 29, 2006)
 Was shutout in both games of a doubleheader _____ vs. #2 Texas: 0-4, 0-10 (April 3, 2004)

Swept a 3-game series at home _____ vs. Kansas State (April 8-10, 2022)
 Swept a 3-game series on the road _____ at Oklahoma State (May 13-15, 2022)
 Swept a 3-game Big 12 series at home _____ vs. Kansas State (April 8-10, 2022)
 Swept a 3-game Big 12 series on the road _____ at Oklahoma State (May 13-15, 2022)

Was swept in a 3-game series at home _____ vs. #8 TCU (March 4-6, 2011)
 Was swept in a 3-game series on the road _____ at TCU (April 14-16, 2022)
 Was swept in a 3-game Big 12 series at home _____ vs. #19 Oklahoma State (May 11-13, 2007)
 Was swept in a 3-game Big 12 series on the road _____ at TCU (April 14-16, 2022)

Swept 3 or more Big 12 series in a season _____ 4, 2016 (vs. OU, vs. KSU, at OSU)
 Swept 4 or more Big 12 series in a season _____ 4, 1997 & 2016

Was swept in 3 or more Big 12 series in a season _____ 3, 2007 (@ UT, @ MU, vs. OSU)
 Was swept in 4 or more Big 12 series in a season _____ Never Happened

Defeated a Top 25 ranked team _____ #3 Oklahoma State, 6-4 (May 15, 2022)
 Defeated a Top 10 ranked team _____ #3 Oklahoma State, 6-4 (May 15, 2022)
 Defeated a Top 5 ranked team _____ #3 Oklahoma State, 6-4 (May 15, 2022)
 Defeated a #1 ranked team _____ vs. #1 Florida, 6-3 (June 17, 2018)
 Defeated a #1 ranked team on the road _____ at #1 Cal State Fullerton, 11-5 (May 27, 2001)

Won a series vs. a Top 25 ranked team _____ #3 Oklahoma State, 7-6, 9-3, 6-4 (May 13-15 2022)
 Won a series vs. a Top 10 ranked team _____ #3 Oklahoma State, 7-6, 9-3, 6-4 (May 13-15 2022)
 Swept a series vs. a Top 25 ranked team _____ #3 Oklahoma State, 7-6, 9-3, 6-4 (May 13-15 2022)
 Swept a series on the road vs. a Top 25 ranked team _____ #3 Oklahoma State, 7-6, 9-3, 6-4 (May 13-15 2022)
 Played to a tie _____ vs. Kansas State, 11-11 (10) (April 15, 2006)

Scored 20-25 runs in a game _____ 21, vs. Merrimack (March 5, 2022 Gm. 2)
 Scored 26 runs in a game _____ 26, vs. Kansas State (April 14, 2018)
 Scored 27 runs in a game _____ 27, at New Mexico (April 26, 2017)
 Scored 28 runs in a game _____ 28, at Kansas (April 2, 2022)
 Scored 29 runs in a game _____ 29, at Rice (March 21, 1975)
 Scored 30 runs in a game _____ 30, vs. Harvard (March 6, 2004)
 Scored 31 runs in a game (team-record) _____ 31, vs. College of the Southwest (March 25, 1997)

Scored 5 or more runs in the first inning _____ 5, vs. Oklahoma (May 21, 2022)
 Scored 7 or more runs in the first inning _____ 7, vs. #2 Texas (March 26, 2022)
 Scored 9 or more runs in the first inning _____ 9, vs. Maine (Feb. 17, 2018)
 Scored 10 or more runs in the first inning _____ 10, vs. UTSA (February 25, 2008)

Scored 13 runs in an inning _____ 13 (5th Inn.) vs. Merrimack (March 5, 2022 Gm. 2)
 Scored 14 or more runs in an inning _____ 16-school record (2nd Inn.) vs. New Mexico (March 5, 2022)
 Scored 4 or more runs in 4 different innings _____ at Kansas: 3rd (5), 6th (8), 8th (4), 9th (5) (April 2, 2022)

Overcame a deficit of 7 or more runs in a win _____ 7, vs. Rice: 1-8, Won - 19-12 (March 7, 2019)
 Overcame a deficit of 8 or more runs in a win _____ 9, vs. UTRGV: 0-9, Won - 19-11 (May 1, 2019)
 Overcame a deficit of 9 or more runs in a win _____ 9, vs. UTRGV: 0-9, Won - 19-11 (May 1, 2019)
 Overcame a deficit of 5 or more runs in the 9th to win _____ 5, at #22 Oklahoma State: 2-7, Won - 11-8 (May 16, 2004)

Hit back-to-back home runs _____ Kurt Wilson/Owen Washburn at Kansas, 3rd Inn. (April 2, 2022)
 Hit back-to-back-to-back HRs _____ Jung, Wilson, Murrell at Kansas State, 7th Inn. (April 1, 2021)
 Hit 3 or more home runs in an inning _____ 3, at Oklahoma, 2nd Inn. (May 15, 2021)
 Hit 4 or more home runs in an inning _____ 4, at Kansas State, 7th Inn. (April 1, 2021)

Hit 5 or more home runs in a game _____ 5, vs. SFA (March 29, 2022)
 Hit 6 or more home runs in a game _____ 6, at Kansas State (April 1, 2021)
 Hit 7 or more home runs in a game _____ 7, vs. Houston Baptist (Feb. 15, 2020)
 Hit 8 or more home runs in a game _____ 8, vs. Missouri (April 5, 1997)
 Hit 12 or more home runs in a three-game series _____ 12, at Oklahoma (May 14-16, 2021)

Allowed 6 or more home runs in a game _____ 6, vs. Oklahoma (May 19, 2022)
 Allowed 7 or more home runs in a game _____ 7, vs. Gonzaga (March 10, 2010)

Hit 2 grand slams in a game _____ Parker Kelly (2) vs Merrimack (March 5, 2022 Gm. 1)
 Hit 3 grand slams in a week _____ Parker Kelly (March 5, 2022), Parker Kelly (March 5, 2022), Parker Kelly (March 9, 2022)
 Hit 4 or more grand slams in a season _____ 5, Kelly (3), Masters (1), Wilson (1) (2022)
 Hit 5 or more grand slams in a season _____ 5, Kelly (3), Masters (1), Wilson (1) (2022)
 Hit 6 or more grand slams in a season _____ 6, Blair (3), Brady (1), Fuller (1), Mask (3) (2004)
 Hit 9 or more grand slams in a season _____ 9, Bard (3), Weber (3), Durham (1), O'Keeffe (1), Holzhauser (1) (1999)

Homered in 10 or more consecutive games _____ 10 games (April 29-May 21, 2022)
 Homered in 13 or more consecutive games _____ 13 games (March 3-23, 2002)

Had 10 or more doubles in a game _____ 10, vs. SFA (March 29, 2022)
 Had 12 or more doubles in a game _____ 12, at Kansas (April 25, 2010)

Allowed 7 or more doubles in a game _____ 7, Abilene Christian (May 3, 2022)

Did not strikeout in a game _____ vs. Kansas (April 6, 2019)
 Did not strikeout an opposing batter in a game _____ at Missouri (March 30, 2001)

Struck out 15 opposing batters in a game _____ 15, vs. Notre Dame (June 3, 2022)
 Struck out 16 opposing batters in a game _____ 16, at at Oklahoma (May 14, 2021)
 Struck out 17 opposing batters in a game _____ 17, vs. Kent State (March 26, 2022)
 Struck out 18 opposing batters in a game _____ n/a
 Struck out 19 opposing batters in a game _____ 19, at Rice (March 12, 2022)
 Struck out 20+ opposing batters in a game _____ 21, vs. TCU (May 16, 2019)

Had 5 or more stolen bases in a game _____ 5, vs. Merrimack (March 6, 2022)
 Had 6 or more stolen bases in a game _____ 7, vs. Alabama A&M (March 13, 2012)
 Had 7 or more stolen bases in a game _____ 7, vs. Alabama A&M (March 13, 2012)
 Had 8 or more stolen bases in a game _____ 8, vs. Texas A&M-Corpus Christi (April 2, 2008)
 Had 10 or more stolen bases in a game _____ 10, vs. #13 Oklahoma (April 24, 2004)

Threw back-to-back complete games _____
 _____ vs. West Virginia (April 23, 2022-Gm. 1) & vs. West Virginia (April 23, 2022-Gm. 2)
 Combined on a no-hitter _____ 4 pitchers (Beck, Kirk, Boesinger, Shipley) vs. College of the Southwest (March 20, 1990)
 Combined on a no-hitter into the 8th inn. _____ 2 pitchers (Birdsell, Gorton-7.1 IP) vs. Rice (March 12, 2022)
 Combined on a one-hitter _____ 2 pitchers (Kilian, Beeter) at Texas (Mar. 16, 2019)
 Combined on a two-hitter _____ 3 pitchers (Montgomery, Hampton, Wells) at WVU (April 18, 2021)
 Combined on a three-hitter _____ 4 pitchers (Birdsell, Gorton, Bridges, Parish) _____ at Rice (March 12, 2022)

Swept Baylor in a 3-game series at home _____ 2015
 Swept Baylor in a 3-game series on the road _____ Never Happened
 Was swept by Baylor in a 3-game series at home _____ 1986
 Was swept by Baylor in a 3-game series on the road _____ 2012

Swept Kansas in a 3-game series at home _____ 2017
 Swept Kansas in a 3-game series on the road _____ 2016
 Was swept by Kansas in a 3-game series at home _____ Never Happened
 Was swept by Kansas in a 3-game series on the road _____ 2014

Swept Kansas State in a 3-game series at home _____ 2022
 Swept Kansas State in a 3-game series on the road _____ 1997
 Was swept by Kansas State in a 3-game series at home _____ Never Happened
 Was swept by Kansas State in a 3-game series on the road _____ 2013

Swept Oklahoma in a 3-game series at home _____ 2016
 Swept Oklahoma in a 3-game series on the road _____ 2019
 Was swept by Oklahoma in a 3-game series at home _____ 2006
 Was swept by Oklahoma in a 3-game series on the road _____ 2011

Swept Oklahoma State in a 3-game series at home _____ 2019
 Swept Oklahoma State in a 3-game series on the road _____ 2022
 Was swept by Oklahoma State in a 3-game series at home _____ 2007
 Was swept by Oklahoma State in a 3-game series on the road _____ 2012

Swept Texas in a 3-game series at home _____ Never Happened
 Swept Texas in a 3-game series on the road _____ at Texas (March 17-19, 2017)
 Was swept by Texas in a 3-game series at home _____ 1992
 Was swept by Texas in a 3-game series on the road _____ 2007

Swept TCU in a 3-game series at home _____ 1989
 Swept TCU in a 3-game series on the road _____ Never Happened
 Was swept by TCU in a 3-game series at home _____ 2011
 Was swept by TCU in a 3-game series on the road _____ 2022

Swept West Virginia in a 3-game series at home _____ 2014
 Swept West Virginia in a 3-game series on the road _____ Never Happened
 Was swept by West Virginia in a 3-game series at home _____ Never Happened
 Was swept by West Virginia in a 3-game series on the road _____ Never Happened



The Last Time a Red Raider...

HITTING

Hit a home run to lead off a game _____ Easton Murrell vs. at Grand Canyon (April 5, 2022)

Hit back-to-back home runs _____ Kurt Wilson/Owen Washburn at Kansas, 3rd Inn. (April 2, 2022)

Hit a home run for first career hit _____ Nate Rombach (3-run) vs. Houston Baptist (Feb. 15, 2020)

Hit an inside-the-park home run _____ Cal Conley (solo) vs. Northern Colorado (Feb. 15, 2020)

Hit a pinch-hit home run _____ Cole Stilwell (3-run) vs. South Florida (March 26, 2021)

Had a pitcher hit a home run _____ Quinn Carpenter (solo) at Oral Roberts (April 7, 2015)

Hit a grand slam _____ Owen Washburn at #3 Oklahoma State (May 14, 2022)

Hit 2 grand slams in a game _____ Parker Kelly vs. Merrimack (March 5, 2022 Gm. 1)

Hit 2 grand slams in a season _____ Parker Kelly vs. Merrimack (March 5, 2022 Gm. 1)

Hit 3 grand slams in a season _____ Parker Kelly, 3 (2022)

Hit a home run in the 9th inning to tie game _____ Dru Baker at #9 Florida State (Feb. 29, 2020)

Hit a game-winning home run _____ Jace Jung vs. Kansas State (9th, 2R-HR) (April 10, 2022)

Hit a walk-off home run _____ Jace Jung vs. Kansas State (9th, 2R-HR) (April 10, 2022)

Hit an extra-inning home run _____ Kurt Wilson vs. #2 Texas (10th, Grand Slam) (March 26, 2022)

Hit an extra-inning, walk-off home run _____ Kurt Wilson vs. #2 Texas (10th, Grand Slam) (March 26, 2022)

Hit 4 or more home runs in a season _____ Kurt Wilson vs. #2 Texas (10th, GS) (March 26, 2022)

Hit 2 home runs in an inning _____ Jace Jung (solo/3-run - 6th Inn.) vs. TCU (April 11, 2021)

Hit 2 or more home runs in a game _____ Ty Coleman (2) vs. SFA (March 29, 2022)

Hit 3 or more home runs in a game _____ Parker Kelly (3) vs. Merrimack (March 5, 2022 Gm. 1)

Hit 4 or more home runs in a game _____ Johnny Vidales vs. Sul Ross (March 20, 1984)

Homered in 3 consecutive games _____ Nate Rombach, vs. KU (May 22), vs. BU (May 26), vs. TCU (May 28, 2021)

Homered in 4 consecutive games _____ Eric Gutierrez vs. Baylor (May 16-18), vs. #15 Kansas State (May 23, 2013)

Hit for the cycle _____ Josh Jung at New Mexico (April 17, 2018)

Hit for the natural cycle _____ Jon Weber (1B, 2B, BB, 3B, HR) vs. Southwest Texas (April 20, 1999)

Hit for the cycle in a Big 12 game _____ Never Happened

Had a 20-game hit streak _____ Gabe Holt, 20 games (May 6, 2018-Feb. 17, 2019)

Had a 25-game hit streak _____ Gera Alvarez, 30 games (March 3-April 27, 2002)

Had a 30-game hit streak _____ Gera Alvarez, 30 games (March 3-April 27, 2002)

Reached base safely in at least 50 consecutive games _____ Jace Jung 50 games (Feb. 20-May 28, 2021)

Reached base safely in at least 53 consecutive games _____ Cameron Blair 53 games (May 22, 2004-May 16, 2005)

Had a walk-off base hit _____ Jace Jung vs. Kansas State (9th, 2R-HR) (April 10, 2022)

Had a walk-off base hit in extra-innings _____ Kurt Wilson vs. #2 Texas (10th, Grand Slam) (March 26, 2022)

Had a walk-off walk _____ Austin Green (BB w/bases loaded in 9th) vs. Gonzaga (Feb. 20, 2023)

Had a walk-off balk _____ Josh Jung (BK on 3rd in 10th) vs. #14 OU (April 20, 2018)

Has a walk-off steal _____ Kurt Wilson (stole home in 10th) vs. #2 Texas (March 25, 2022)

Had 5 or more hits in a game _____ Hudson White (5) at Kansas (April 2, 2022)

Had 6 or more hits in a game _____ Keith Ginter 6, vs. Kansas (April 10, 1998)

Scored 5 or more runs in a game _____ Hudson White (5) at Kansas (April 2, 2022)

Scored 6 or more runs in a game _____ Brian Klein (6) vs. K-State (April 13, 2018)

Hit 3 or more doubles in a game _____ Jace Jung, 3, vs. SFA (March 29, 2022)

Hit 2 or more triples in a game _____ Cody Farhat 2, at New Mexico (April 26, 2017)

Hit 3 or more triples in a game _____ Jason Rainey 3, vs. Texas A&M-Corpus Christi (May 1, 2001)

Had 4 or more extra-base hits in a game _____ Jace Jung 4, vs. SFA (3 2B, 1 HR) (March 29, 2022)

Had 5 or more extra-base hits in a game _____ Roger Kieschnick 5, at New Mexico (2 HR, 2 2B, 1 3B) (February 27, 2007)

Had 6 or more RBI in a game _____ Parker Kelly (9) vs. Merrimack (March 5, 2022 Gm. 1)

Had 7 or more RBI in a game _____ Parker Kelly (9) vs. Merrimack (March 5, 2022 Gm. 1)

Had 8 or more RBI in a game _____ Parker Kelly (9) vs. Merrimack (March 5, 2022 Gm. 1)

Had 9 or more RBI in a game _____ Parker Kelly (9) vs. Merrimack (March 5, 2022 Gm. 1)

Had 4 or more walks in a game _____ Kevin Bazzell, 4, vs. Gonzaga (Feb. 20, 2023)

Had 5 or more walks in a game _____ Todd Ritchie 5, at #20 Oklahoma State (April 5, 2014)

Had 3 or more intentional walks in a game _____ Barrett Barnes 3, vs. #22 Oklahoma State (May 21, 2011)

Had 3 or more stolen bases in a game _____ Gabe Holt 3, at New Mexico (April 3, 2019)

Had 4 or more stolen bases in a game _____ Willie Rueda 4, vs. Central Arkansas (March 4, 2008)

PITCHING

Threw a 7-inning no-hitter _____ Ramey Brandon vs. Eastern New Mexico - 2-0 (April 2, 1962)

Threw a 9-inning no-hitter _____ Ruben Garcia at Baylor - 1-0 (April 23, 1971)

Carried a no-hitter through 5.0 or more innings _____ Bo Blessie, 5.2 IP, vs. Gonzaga (Feb. 19, 2023)

Carried a no-hitter through 6.0 or more innings _____ Brandon Birdsell, 6.0 IP, at Rice (March 12, 2022)

Carried a no-hitter through 6.1 or more innings _____ Nathan Fouts, 6.1 IP, vs. Texas State (February 17, 2002)

Struck out 5 consecutive hitters _____ 5, Mason Molina vs. Kent State-Gm. 2 (Feb. 27, 2022)

Struck out 6 consecutive hitters _____ 6, Bryce Bonnin vs. TCU (May 18, 2019)

Struck out 7 or more consecutive hitters _____ 8, Brandon Birdsell at Rice (March 12, 2022)

Struck out 8 or more consecutive hitters _____ 8, Brandon Birdsell at Rice (March 12, 2022)

Struck out 12 or more batters in a game _____ 12, Mason Montgomery, at West Virginia (April 18, 2021)

Struck out 13 or more batters in a game _____ 15, Brandon Birdsell, at Rice (March 12, 2022)

Struck out 14 or more batters in a game _____ 15, Brandon Birdsell, at Rice (March 12, 2022)

Struck out 15 or more batters in a game _____ 15, Brandon Birdsell, at Rice (March 12, 2022)

Struck out 16 or more batters in a game _____ 16, Bobby Doran, vs. Missouri (May 1, 2010)

Pitched a complete-game loss _____ Trey Masek (8.0 IP) vs. #15 Kansas State (May 23, 2013)

Pitched a 7-inning, complete game _____ Dusty Buck vs. #17 Baylor (May 19, 2002)

Pitched an 8-inning, complete game _____ Brandon Birdsell vs. West Virginia (April 23, 2022-Gm. 2)

Pitched 9 or more innings _____ 9.0, Andrew Morris vs. West Virginia (April 23, 2022-Gm. 1)

Pitched a 9-inning, complete game _____ 9.0, Andrew Morris vs. West Virginia (April 23, 2022-Gm. 1)

Pitched a 9-inning, complete-game shutout _____ 9.0, Caleb Kilian at West Virginia (April 14, 2019)

Pitched 3 consecutive CG _____ Chris Phillips at New Mexico (February 2, 2002),

_____ vs. TCU (February 7, 2002), vs. Houston (February 15, 2002)



1

DILLON CARTER

OUTFIELD

Junior | 4th Yr. | L/R | 6-1 | 215

Flower Mound, TX | Argyle HS

CAREER HIGHS

Hits: 3, 4 times

Doubles: 2, at Baylor, May 01, 2022

Triples: 1, Rice, Mar 08, 2020 ; at Iowa, Mar 19, 2022 ; vs Kansas State, May 25, 2022

Home runs: 1, 4 times

Total bases: 6, at Abilene Christian, May 03, 2022

RBI: 3, Merrimack, Mar 04, 2022 ; at Abilene Christian, May 03, 2022

Runs scored: 3, Dallas Baptist, Feb 22, 2022 ; Merrimack, Mar 05, 2022 ; at Abilene Christian, May 03, 2022

Walks: 2, 7 times

Hit by pitch: 2, Northern Colorado, Feb 15, 2020

PERSONAL: Born in Lewisville, Texas ... son of Ed and Shellee Carter ... brother to Garrett and Trinity ... father played football for the Air Force Academy ... Agricultural Education major.

NOTES: Made at least one start for the Red Raiders in the outfield in 2020, 2021 & 2022 ... featured on SC Top 10 on Feb. 20, 2022 as the No. 6 play for his defensive web gem against Auburn, robbing a home run at Globe Life Field ... four-year letterwinner in high school, led Argyle to a 77-1-1 record his last two seasons and a pair of state titles

2023 Game-By-Game Stats

#1 Dillon Carter - 3 games (All games)

Date	Opponent	Pos	AB	R	H	RBI	2B	3B	HR	BB	SB	CS	HBP	SAC	SF	GDP	K	PO	A	E	Avg
Feb 17	GONZAGA	of	0	0	0	0	0	0	0	0	0	0	0	0	0	0	0	0	0	0	.000
Feb 18	GONZAGA	ph/of	2	0	0	0	0	0	0	0	0	0	0	0	0	0	2	0	0	0	.000
Feb 19	GONZAGA	of	0	0	0	0	0	0	0	1	0	0	0	0	0	0	0	0	0	0	.000
Totals		0gs	2	0	0	0	0	0	0	1	0	0	0	0	0	0	2	0	0	0	.000

On base pct. .333 • Slugging pct. .000

Career Stats

Year	avg	gp-gs	ab	r	h	2b	3b	hr	rbi	tb	slg%	bb	hbp	so	gdp	ob%	sf	sh	sb-att	po	a	e	fld%
2020	.280	18-16	50	12	14	3	1	0	4	19	.380	13	3	7	2	.448	1	2	7-8	28	0	1	.966
2021	.207	35-31	111	16	23	6	0	1	15	32	.288	13	5	42	1	.318	0	1	2-2	67	1	1	.986
2022	.199	48-44	146	36	29	5	2	3	21	47	.322	26	6	73	1	.339	2	2	4-6	101	3	2	.981
2023	.000	3-0	2	0	0	0	0	0	0	0	.000	1	0	2	0	.333	0	0	0-0	0	0	0	.000
TOTAL	.214	104-91	309	64	66	14	3	4	40	98	.317	53	14	124	4	.351	3	5	13-16	196	4	4	.980



2

GAGE HARRELSON

OUTFIELD

Freshman | 1st Yr. | L/L | 6-3 | 175

Warner Robins, Ga. | Houston County HS

CAREER HIGHS

Hits: 3, Gonzaga, Feb 20, 2023
 Doubles: 1, Gonzaga, Feb 20, 2023
 Home runs: 1, Gonzaga, Feb 20, 2023
 Total bases: 7, Gonzaga, Feb 20, 2023
 RBI: 2, Gonzaga, Feb 19, 2023 ; Gonzaga, Feb 20, 2023
 Runs scored: 3, Gonzaga, Feb 20, 2023
 Walks: 1, 4 times

PERSONAL: Born in Milledgeville, Georgia ... parents are Chris and Larae Harrelson ... has a younger sister, Jacy Harrelson ... majoring in Sports Management.

NOTES: Selected as a Perfect Game All-American (2021), a Rawlings Preseason All-American (2021) and a 2022 Collegiate Baseball News First Team All-American ... named to Georgia Dugout All-State Class 6A First Team. Owned a .498 batting average during senior season, and owned five home runs, 63 hits, 57 runs, 35 RBIs and 35 stolen bases.

2023 Game-By-Game Stats

#2 Gage Harrelson - 4 games (All games)

Date	Opponent	Pos	AB	R	H	RBI	2B	3B	HR	BB	SB	CS	HBP	SAC	SF	GDP	K	PO	A	E	Avg
Feb 17	GONZAGA	*of/of	4	2	0	0	0	0	0	1	0	0	0	0	0	0	1	0	0	0	.000
Feb 18	GONZAGA	*of/of	5	1	2	0	0	0	0	1	1	0	0	0	0	0	1	1	0	0	.222
Feb 19	GONZAGA	*of	3	0	2	2	0	0	0	1	0	0	0	0	0	0	0	1	0	0	.333
Feb 20	GONZAGA	*of	5	3	3	2	1	0	1	1	0	0	0	0	0	0	1	2	0	0	.412
Totals		4gs	17	6	7	4	1	0	1	4	1	0	0	0	0	0	3	4	0	0	.412

On base pct. .524 • Slugging pct. .647



3

TRACER LOPEZ

INFIELD

Freshman | 1st Yr. | L/R | 5-10 | 155

Rosebud, TX | C.H. Yoe HS

CAREER HIGHS

Hits: 2, Gonzaga, Feb 17, 2023
 Doubles: 1, Gonzaga, Feb 17, 2023
 Total bases: 3, Gonzaga, Feb 17, 2023
 RBI: 1, Gonzaga, Feb 18, 2023
 Runs scored: 1, Gonzaga, Feb 17, 2023 ; Gonzaga, Feb 18, 2023
 Walks: 1, Gonzaga, Feb 18, 2023

PERSONAL: Born in Temple, Texas ... hometown of Rosebud, Texas ... father Chris Lopez and mother Jennifer Lopez ... brother to Dustin Fox ... advanced to the 2022 3A State 300m Hurdles event for high school track and field team ... majoring in University Studies.

NOTES: Named to Texas High School Baseball Coaches Association All-State Elite Team ... named the 2022 District 19-3A MVP and was a 2022 All-Central Texas Baseball second baseman. Led all of Texas 3A baseball with 61 hits and 45 stolen bases.

2023 Game-By-Game Stats

#3 Tracer Lopez - 3 games (All games)

Date	Opponent	Pos	AB	R	H	RBI	2B	3B	HR	BB	SB	CS	HBP	SAC	SF	GDP	K	PO	A	E	Avg
Feb 17	GONZAGA	*ss	4	1	2	0	1	0	0	0	0	0	0	0	0	0	2	4	3	1	.500
Feb 18	GONZAGA	*ss	4	1	1	1	0	0	0	1	0	0	0	0	0	0	0	1	2	0	.375
Feb 20	GONZAGA	ss	0	0	0	0	0	0	0	0	0	0	0	0	0	0	0	0	0	0	.375
Totals		2gs	8	2	3	1	1	0	0	1	0	0	0	0	0	0	2	5	5	1	.375

On base pct. .444 • Slugging pct. .500



4

KEVIN BAZZELL

CATCHER/INFIELD

RS-Freshman | 2nd Yr. | R/R | 6-1 | 205

Rockwall, TX | Rockwall-Heath HS

CAREER HIGHS

Hits: 2, Gonzaga, Feb 17, 2023 ; Gonzaga, Feb 19, 2023
Doubles: 1, Gonzaga, Feb 17, 2023 ; Gonzaga, Feb 19, 2023

Home runs: 1, Gonzaga, Feb 19, 2023

Total bases: 6, Gonzaga, Feb 19, 2023

RBI: 2, Gonzaga, Feb 18, 2023

Runs scored: 2, Gonzaga, Feb 18, 2023 ; Gonzaga, Feb 19, 2023

Walks: 4 [t-1st], Gonzaga, Feb 20, 2023

PERSONAL:

NOTES: Joined the Red Raiders in the spring prior to the 2022 season; after initial collegiate fall season at Dallas Baptist ... used redshirt season as he was not eligible to participate due to NCAA transfer guidelines ... was the second ranked catcher and 11th overall prospect in the state of Texas coming out of high school ... finished senior year batting .438 with five HRs and 36 RBIs ... was the District 10-6A Player of the Year ... named to 2020 and 2021 Perfect Game Preseason All-American Teams his junior and senior seasons.

2023 Game-By-Game Stats

#4 Kevin Bazzell - 4 games (All games)

Date	Opponent	Pos	AB	R	H	RBI	2B	3B	HR	BB	SB	CS	HBP	SAC	SF	GDP	K	PO	A	E	Avg
Feb 17	GONZAGA	*3b	5	1	2	0	1	0	0	0	0	0	0	0	0	0	1	0	1	1	.400
Feb 18	GONZAGA	*3b	3	2	1	2	0	0	0	1	0	0	0	0	1	0	0	0	1	0	.375
Feb 19	GONZAGA	*3b	4	2	2	1	1	0	1	0	0	0	0	0	0	0	1	1	2	0	.417
Feb 20	GONZAGA	*3b	2	1	0	0	0	0	0	4	0	0	0	0	0	0	0	0	4	1	.357
Totals		4gs	14	6	5	3	2	0	1	5	0	0	0	0	1	0	2	1	8	2	.357

On base pct. .500 • Slugging pct. .714



5

HUDSON WHITE

CATCHER/INFIELD

Sophomore | 2nd Yr. | R/R | 6-1 | 200

Keller, TX | Byron Nelson HS

CAREER HIGHS

Hits: 5, at Kansas, Apr 02, 2022
 Doubles: 2, at Rice, Mar 13, 2022
 Home runs: 1, 6 times
 Total bases: 6, at Kansas, Apr 02, 2022
 RBI: 5, at Kansas, Apr 02, 2022
 Runs scored: 5, at Kansas, Apr 02, 2022
 Walks: 4, New Mexico, Mar 15, 2022
 Hit by pitch: 1, 5 times

PERSONAL: Born in Fort Worth, Texas ... son of Marty White and Lisa Rambo ... brother of Presley White Kaden McDaniel and Bree Rambo ... Foundational Engineering major.

NOTES: Awards garnered after last year's debut season - named to Collegiate Baseball Freshman All-American Team, named a Perfect Game Freshman First Team All-American, was the Big 12 Freshman of the Year and named to Big 12 All-Freshman Team. Received invitation to participate in the USA Baseball Collegiate National Team training camp, summer '22.

2023 Game-By-Game Stats

#5 Hudson White - 3 games (All games)

Date	Opponent	Pos	AB	R	H	RBI	2B	3B	HR	BB	SB	CS	HBP	SAC	SF	GDP	K	PO	A	E	Avg
Feb 17	GONZAGA	*c	4	0	0	0	0	0	0	0	0	0	0	0	0	0	3	7	0	1	.000
Feb 19	GONZAGA	*c	4	1	1	2	0	0	0	0	0	0	0	0	1	0	2	7	1	0	.125
Feb 20	GONZAGA	c	1	0	1	1	1	0	0	2	1	0	0	0	0	0	0	5	1	1	.222
Totals		2gs	9	1	2	3	1	0	0	2	1	0	0	0	1	0	5	19	2	2	.222

On base pct. .333 • Slugging pct. .333

Career Stats

Year	avg	gp-gs	ab	r	h	2b	3b	hr	rbi	tb	slg%	bb	hbp	so	gdp	ob%	sf	sh	sb-att	po	a	e	fld%
2022	.260	59-58	215	42	56	11	0	6	40	85	.395	35	5	37	2	.369	5	1	4-4	514	38	7	.987
2023	.222	3-2	9	1	2	1	0	0	3	3	.333	2	0	5	0	.333	1	0	1-1	19	2	2	.913
TOTAL	.259	62-60	224	43	58	12	0	6	43	88	.393	37	5	42	2	.368	6	1	5-5	533	40	9	.985



7

JERIC CURTIS

OUTFIELD

Freshman | 1st Yr. | R/R | 6-0 | 170

Cypress, TX | Tomball Memorial HS

CAREER HIGHS

Hits:
Doubles:
Triples:
Home runs:
Total bases:
RBI:
Runs scored:
Walks:
Hit by pitch:

PERSONAL: Born in Detroit, Mich. ... raised in Miami, Fla. until 10 years-old prior to moving to Houston area ... son of Brian and Ronika Curtis ... older brother is Rylan Walker-Curtis and younger brother is Bronson Curtis ... majoring in Kinesiology.

NOTES: Earned a first-team All-District 15-6A selection ... carried a Perfect Game ranking of No. 19 in Texas and 200th overall in the 2022 class ... known for his speed, was also on H.S. T&F team ... clocked in at 3.50 seconds in the 30-yard sprint at the MLB Draft Combine at Petco Park in June 2022, the fastest time at the combine.

2023 Game-By-Game Stats

#7 Jeric Curtis - 3 games (All games)

Date	Opponent	Pos	AB	R	H	RBI	2B	3B	HR	BB	SB	CS	HBP	SAC	SF	GDP	K	PO	A	E	Avg
Feb 18	GONZAGA	of	1	0	0	0	0	0	0	0	0	0	0	0	0	0	1	1	0	0	.000
Feb 19	GONZAGA	of	0	0	0	0	0	0	0	0	0	0	0	0	0	0	0	0	0	1	.000
Feb 20	GONZAGA	pr	0	0	0	0	0	0	0	0	0	0	0	0	0	0	0	0	0	0	.000
Totals		Ogs	1	0	0	0	0	0	0	0	0	0	0	0	0	0	1	1	0	1	.000

On base pct. .000 • Slugging pct. .000



8

CADE MCGARRH

INFIELD

Freshman | 1st Yr. | L/R | 6-3 | 160

Frisco, TX | Frisco Liberty HS

CAREER HIGHS

Hits:
Doubles:
Triples:
Home runs:
Total bases:
RBI:
Runs scored:
Walks:
Hit by pitch:

PERSONAL: Born in Carrollton, Texas ... son of Scott and Lonna McGarrh ... brother to Madison and Peyton ... intends to major in sociology at Texas Tech.

NOTES: Coached by father Scott McGarrh ... named a First Team Blue Bell/TSWA Class 5A All-State selection ... received Dallas Morning News First Team All-Area honors ... received unanimous District MVP honors ... invited to Texas High School Coaches Association All-Star Game.

2023 Game-By-Game Stats

#8 Cade McGarrh - 2 games (All games)

Date	Opponent	Pos	AB	R	H	RBI	2B	3B	HR	BB	SB	CS	HBP	SAC	SF	GDP	K	PO	A	E	Avg
Feb 18	GONZAGA	2b	0	0	0	0	0	0	0	0	0	0	0	0	0	0	0	0	2	0	.000
Feb 19	GONZAGA	3b	0	0	0	0	0	0	0	0	0	0	0	0	0	0	0	0	1	0	.000
Totals		Ogs	0	0	0	0	0	0	0	0	0	0	0	0	0	0	0	0	3	0	.000

On base pct. .000 • Slugging pct. .000



9

ZAC VOOLETICH

INFIELD/OUTFIELD

Senior | 5th Yr. (2nd at Tech) | R/R | 5-10 | 190

San Antonio, TX | Brandeis HS | Navarro College

CAREER HIGHS

Hits: 3, New Mexico, Mar 15, 2022

Doubles: 1, 9 times

Home runs: 1, Kansas State, Apr 10, 2022

Total bases: 5, Kansas State, Apr 10, 2022

RBI: 5, Merrimack, Mar 04, 2022

Runs scored: 3, New Mexico, Mar 15, 2022

Walks: 3, Merrimack, Mar 05, 2022

Hit by pitch: 1, at TCU, Apr 16, 2022 ; West Virginia,
Apr 23, 2022 ; vs Michigan, Feb 18, 2022

PERSONAL: Born in Houston, Texas ... son of Dan Vooletich who played college football at the University of North Carolina and Shannon Cantu who played golf at Indiana University ... brother of Luke and Cole Cantu ... Business Management major.

NOTES: Versatile player who saw action in the outfield and infield for the Red Raiders in 2022 ... also practiced the catcher position leading into the 2023 season ... first Texas Tech home run came leading off the 9th vs. K-State on 4/10/22, first pitch, cutting the deficit to one that sparked come-from-behind win.

2023 Game-By-Game Stats

#9 Zac Vooletich - 2 games (All games)

Date	Opponent	Pos	AB	R	H	RBI	2B	3B	HR	BB	SB	CS	HBP	SAC	SF	GDP	K	PO	A	E	Avg
Feb 19	GONZAGA	ph	1	0	0	0	0	0	0	0	0	0	0	0	0	0	0	0	0	0	.000
Feb 20	GONZAGA	ph	1	1	1	0	1	0	0	0	0	0	0	0	0	0	0	0	0	0	.500
Totals		Ogs	2	1	1	0	1	0	0	0	0	0	0	0	0	0	0	0	0	0	.500

On base pct. .500 • Slugging pct. 1.000

Career Stats

Year	avg	gp-gs	ab	r	h	2b	3b	hr	rbi	tb	slg%	bb	hbp	so	gdp	ob%	sf	sh	sb-att	po	a	e	fld%
2022	.279	27-15	68	20	19	8	0	1	18	30	.441	12	3	15	2	.405	1	1	0-0	19	3	0	1.000
2023	.500	2-0	2	1	1	1	0	0	0	2	1.000	0	0	0	0	.500	0	0	0-0	0	0	0	.000
TOTAL	.286	29-15	70	21	20	9	0	1	18	32	.457	12	3	15	2	.407	1	1	0-0	19	3	0	1.000



10

TY COLEMAN

INFIELD/OUTFIELD

Senior | 5th Yr. (2nd at Tech) | R/R | 5-9 | 195

Midland, TX | Midland Lee HS | Texas A&M

CAREER HIGHS

Hits: 5, Gonzaga, Feb 19, 2023

Doubles: 2, Gonzaga, Feb 19, 2023 ; Kent State, Feb 27, 2022

Home runs: 2, Kent State, Feb 27, 2022 ; Stephen F. Austin, Mar 29, 2022

Total bases: 11, Stephen F. Austin, Mar 29, 2022

RBI: 5, Stephen F. Austin, Mar 29, 2022

Runs scored: 3, West Virginia, Apr 23, 2022 ; Gonzaga, Feb 19, 2023 ; Stephen F. Austin, Mar 29, 2022

Walks: 2, vs Georgia Southern, Jun 05, 2022 ; at Oklahoma State, May 13, 2022

Hit by pitch: 1, 5 times

PERSONAL: Ty Landon Coleman was born Aug. 4 in Bryan, Texas to David and Terri Coleman... brother, Hunter Coleman played baseball for Texas A&M ... University Studies major and plans to work as a salesman or coach baseball after graduation... enjoys hunting and fishing.

NOTES: Named a 2023 first-team preseason All-American by Collegiate Baseball ... following debut season at Tech, earned All-Big 12 honorable mention nod ... was the Big 12 Player and Newcomer of the Week on Feb. 28 ... transferred after three seasons at Texas A&M ... was a third-team all-state shortstop in high school.

2023 Game-By-Game Stats

#10 Ty Coleman - 4 games (All games)

Date	Opponent	Pos	AB	R	H	RBI	2B	3B	HR	BB	SB	CS	HBP	SAC	SF	GDP	K	PO	A	E	Avg
Feb 17	GONZAGA	*dh	3	1	1	0	0	0	0	0	0	0	1	0	0	1	0	0	0	0	.333
Feb 18	GONZAGA	*dh	4	1	1	2	1	0	0	0	0	0	0	0	0	0	2	0	0	0	.286
Feb 19	GONZAGA	*dh	5	3	5	3	2	0	0	0	0	0	0	0	0	0	0	0	0	0	.583
Feb 20	GONZAGA	*dh	3	0	0	1	0	0	0	1	0	0	0	0	1	0	1	0	0	0	.467
Totals		4gs	15	5	7	6	3	0	0	1	0	0	1	0	1	1	3	0	0	0	.467

On base pct. .500 • Slugging pct. .667

Career Stats

Year	avg	gp-gs	ab	r	h	2b	3b	hr	rbi	tb	slg%	bb	hbp	so	gdp	ob%	sf	sh	sb-att	po	a	e	fld%
2022	.318	55-54	223	38	71	14	0	8	59	109	.489	17	4	26	6	.374	2	1	0-0	5	0	0	1.000
2023	.467	4-4	15	5	7	3	0	0	6	10	.667	1	1	3	1	.500	1	0	0-0	0	0	0	.000
TOTAL	.328	59-58	238	43	78	17	0	8	65	119	.500	18	5	29	7	.383	3	1	0-0	5	0	0	1.000



11

ANDREW DEVINE

RIGHT-HANDED PITCHER

Junior | 4th Yr. | R/R | 5-10 | 170

Simi Valley, CA | Simi Valley HS

CAREER HIGHS

Runs scored: 1, at Kansas, Apr 02, 2022

Innings pitched: 4.0, Stephen F. Austin, Mar 29, 2022

Walks allowed: 5, vs Oklahoma, Apr 12, 2022

Strikeouts: 5, Stephen F. Austin, Mar 29, 2022

Batters faced: 17, Stephen F. Austin, Mar 29, 2022

PERSONAL: Born in Tarzana, California... son of Jenalle and Drew Devine ... brother to Devin and Ean Devine... University Studies major.

NOTES: An experienced right-handed arm that's versatile being used from the bullpen, or as a starter and has also been utilized as a pinch runner and centerfielder ... four-year letterwinner in high school ... as a senior, earned Coastal Canyon League Pitcher of the Year, Ventura County Pitcher of the Year, All-Area first team, All-CIF Southern Section first team.

2023 Game-By-Game Stats

#11 Andrew Devine - 1 appearance (All games)

Date	Opponent	GS	IP	H	R	ER	BB	SO	2B	3B	HR	WP	BK	HBP	IBB	Score	W-L	Sv	ERA	NP
Feb 19	GONZAGA		1.0	1	0	0	1	1	0	0	0	1	0	1	0	12-3	0-0	0	0.00	17
Totals		0	1.0	1	0	0	1	1	0	0	0	1	0	1	0	12-3	0-0	0	0.00	-

2022 Game-By-Game Stats

#11 Andrew Devine - 16 appearances (All games)

Date	Opponent	GS	IP	H	R	ER	BB	SO	2B	3B	HR	WP	BK	HBP	IBB	Score	W-L	Sv	ERA	NP
Feb 20	vs Arizona		0.1	3	3	3	0	1	1	0	1	1	0	0	0	2-13	0-0	0	81.00	12
Mar 04	MERRIMACK		0.2	0	0	0	3	1	0	0	0	0	0	0	0	17-1	0-0	0	27.00	21
Mar 15	NEW MEXICO		1.0	2	2	0	0	1	0	0	0	0	0	0	0	28-2	0-0	0	13.50	18
Mar 29	STEPHEN F. AUS	*	4.0	2	1	1	1	5	1	0	1	0	0	2	0	19-1	1-0	0	6.00	73
Apr 06	at Grand Canyon	*	3.0	3	3	3	0	2	1	1	1	0	0	0	0	7-8	1-1	0	7.00	40
Apr 12	vs Oklahoma	*	3.0	3	0	0	5	3	0	0	0	1	0	0	0	9-14	1-1	0	5.25	70
Apr 19	at New Mexico	*	1.0	1	0	0	0	1	0	0	0	0	0	0	0	10-11	1-1	0	4.85	17
Apr 26	ABILENE CHRISTI		2.1	3	1	1	1	3	2	0	0	0	0	1	0	5-8	1-1	0	4.70	46
May 03	at Abilene Christian		1.0	2	3	3	1	1	0	0	1	0	0	0	0	16-12	2-1	0	6.06	26
May 13	at Oklahoma State		0.1	0	0	0	0	0	0	0	0	0	0	0	0	7-6	2-1	1	5.94	4
May 14	at Oklahoma State		1.0	0	0	0	0	1	0	0	0	0	0	0	0	9-3	2-1	1	5.60	15
May 20	OKLAHOMA		1.0	0	0	0	2	2	0	0	0	0	0	1	0	6-9	2-1	1	5.30	25
May 25	vs Kansas State		1.0	0	0	0	0	2	0	0	0	0	0	1	0	5-3	2-1	1	5.03	19
May 27	vs Kansas State		1.0	0	0	0	2	1	0	0	0	0	0	0	1	5-6	2-1	1	4.79	19
Jun 04	vs UNC Greensbor		1.1	0	0	0	0	2	0	0	0	0	0	0	0	2-0	2-1	1	4.50	23
Jun 05	vs Notre Dame		1.0	1	0	0	0	0	1	0	0	0	0	0	0	1-2	2-1	1	4.30	16
Totals		4	23.0	20	13	11	15	26	6	1	4	2	0	5	1	148-99	2-1	1	4.30	-

Career Stats

Year	era	w-l	app	gs	cg	sho	sv	ip	h	r	er	bb	so	2b	3b	hr	bf	bavg	wp	hbp	bk	sfa	sha
2020	1.23	1-0	6	0	0	0/0	1	7.1	4	1	1	2	10	0	0	1	27	.160	0	0	0	0	0
2021	12.00	1-1	17	0	0	0/0	0	15.0	17	22	20	21	23	1	0	1	92	.274	3	8	0	1	0
2022	4.30	2-1	16	4	0	0/1	1	23.0	20	13	11	15	26	6	1	4	110	.233	2	5	0	1	3
2023	0.00	0-0	1	0	0	0/0	0	1.0	1	0	0	1	1	0	0	0	6	.250	1	1	0	0	0
TOTAL	6.22	4-2	40	4	0	0/1	2	46.1	42	36	32	39	60	7	1	6	235	.237	6	14	0	2	3



13

GAVIN KASH

INFIELD

Sophomore | 2nd Yr. (1st at Tech) | L/R | 6-3 | 210

Sour Lake, TX | Monsignor Kelly Catholic HS / Texas

CAREER HIGHS

Hits: 3, Gonzaga, Feb 19, 2023 ; Gonzaga, Feb 20, 2023
 Triples: 1, Gonzaga, Feb 19, 2023 ; Gonzaga, Feb 20, 2023
 Home runs: 1, Gonzaga, Feb 17, 2023
 Total bases: 5, Gonzaga, Feb 17, 2023 ; Gonzaga, Feb 19, 2023 ; Gonzaga, Feb 20, 2023
 RBI: 3, Gonzaga, Feb 17, 2023
 Runs scored: 2, Gonzaga, Feb 19, 2023
 Walks: 2, Gonzaga, Feb 18, 2023

PERSONAL: Son of Samuel and Courtne Kash...has two brothers, Grady and Greyson.

NOTES: Appeared 16 times on the field for the University of Texas last season ... made two starts at DH and two at first base ... in high school, spent four consecutive years as Perfect Game's top first baseman in the State of Texas ... Perfect Game Top 10 2020 and 2021 corner infielder ... 2020 Perfect Game National Showcase Top Prospect Team ... Flat Bill Top 25 Private School player in Texas 2020.

2023 Game-By-Game Stats

#13 Gavin Kash - 4 games (All games)

Date	Opponent	Pos	AB	R	H	RBI	2B	3B	HR	BB	SB	CS	HBP	SAC	SF	GDP	K	PO	A	E	Avg
Feb 17	GONZAGA	*1b	2	1	2	3	0	0	1	1	0	0	0	0	1	0	0	9	0	0	1.000
Feb 18	GONZAGA	*1b	3	0	1	1	0	0	0	2	0	0	0	0	0	0	2	10	1	0	.600
Feb 19	GONZAGA	*1b	4	2	3	2	0	1	0	1	0	0	0	0	0	0	0	11	0	0	.667
Feb 20	GONZAGA	*1b	4	1	3	2	0	1	0	0	0	0	0	0	0	0	1	12	0	0	.692
Totals		4gs	13	4	9	8	0	2	1	4	0	0	0	0	1	0	3	42	1	0	.692

On base pct. .722 • Slugging pct. 1.231



15

WILL BURNS

INFIELD

Freshman | 1st Yr. | R/R | 6-2 | 180

Mission Viejo, CA | Trabuco Hills HS

CAREER HIGHS

Hits:
 Doubles:
 Triples:
 Home runs:
 Total bases:
 RBI: 2, Gonzaga, Feb 19, 2023 Runs scored:
 Walks: 1, Gonzaga, Feb 19, 2023
 Hit by pitch: 1, Gonzaga, Feb 19, 2023

PERSONAL: Born in Laguna Beach, Calif. ... son of John and Marianne Burns, and brother John ... will walk on to the Texas Tech football team and play quarterback, Tech was one of two schools open to dual sports joining Stanford ... majoring in Biology.

NOTES: Graduated high school following fall semester of senior year (Dec. 2022) and elected to forego senior baseball season ... Prep Baseball Report ranks the shortstop/third baseman No. 12 in California ... the dual-sport athlete was the Sea View League co-MVP in football, at quarterback, this past fall 2022 season.

2023 Game-By-Game Stats

#15 Burns, Will - 2 games (All games)

Date	Opponent	Pos	AB	R	H	RBI	2B	3B	HR	BB	SB	CS	HBP	SAC	SF	GDP	K	PO	A	E	Avg
Feb 19	GONZAGA	*ss	2	0	0	2	0	0	0	1	0	0	1	0	1	0	1	1	4	0	.000
Feb 20	GONZAGA	*ss	4	0	0	0	0	0	0	0	0	0	0	0	0	0	0	4	2	2	.000
Totals		2gs	6	0	0	2	0	0	0	1	0	0	1	0	1	0	1	1	8	2	.000

On base pct. .222 • Slugging pct. .000



20 AUSTIN GREEN

INFIELD/OUTFIELD

Junior | 3rd Yr. (1st at Tech) | S/R | 6-0 | 195

Diana, TX | New Diana HS | Weatherford College

CAREER HIGHS

Hits: 2, Gonzaga, Feb 18, 2023

Doubles: 1, Gonzaga, Feb 18, 2023

Home runs: 1, Gonzaga, Feb 17, 2023

Total bases: 4, Gonzaga, Feb 17, 2023

RBI: 4, Gonzaga, Feb 17, 2023

Runs scored: 2, Gonzaga, Feb 19, 2023

Walks: 3, Gonzaga, Feb 20, 2023

Hit by pitch: 1, Gonzaga, Feb 18, 2023 ; Gonzaga, Feb 19, 2023

PERSONAL: Parents are Misty and Jerry Green ... sibling to Levi and Chloe ... chose Tech over TCU, Dallas Baptist, Texas State, and Houston.

NOTES: Spent two seasons (2021-22) at Weatherford College, compiling a .323 career batting average ... last full high school season was a utility junior year in 2019 at New Diana going 8-3 on the hill with a 1.29 ERA, 89 strikeouts and 13 walks in 54 innings while hitting .368 with 12 doubles, three triples, a home run, 25 RBI, 32 runs scored and was 16-for-16 on stolen base attempts.

2023 Game-By-Game Stats

#20 Austin Green - 4 games (All games)

Date	Opponent	Pos	AB	R	H	RBI	2B	3B	HR	BB	SB	CS	HBP	SAC	SF	GDP	K	PO	A	E	Avg
Feb 17	GONZAGA	*2b	3	1	1	4	0	0	1	1	0	0	0	0	0	0	0	2	6	1	.333
Feb 18	GONZAGA	*2b	4	1	2	2	1	0	0	0	0	0	1	0	0	0	0	2	3	0	.429
Feb 19	GONZAGA	*2b	4	2	1	0	0	0	0	0	0	0	1	0	0	0	0	2	5	0	.364
Feb 20	GONZAGA	*2b	3	1	0	2	0	0	0	3	0	0	0	0	0	0	2	0	1	0	.286
Totals		4gs	14	5	4	8	1	0	1	4	0	0	2	0	0	0	2	6	15	1	.286

On base pct. .500 • Slugging pct. .571



21

MASON MOLINA

LEFT-HANDED PITCHER

Sophomore | 2nd Yr. | R/L | 6-2 | 215

Rancho Santa Margarita, CA | Trabuco Hills HS

CAREER HIGHS

Innings pitched: 6.2, vs Kansas State, May 25, 2022

Walks allowed: 4, Merrimack, Mar 05, 2022

Strikeouts: 10, vs Kansas State, May 25, 2022

Batters faced: 25, vs Kansas State, May 25, 2022

PERSONAL: Born in Irvine, California ... son of Joseph and Dyan Molina ... brother to Logan Molina ... Finance major.

NOTES: Named to Big 12 All-Freshman Team in 2022 ... made nine starts as a true freshman ... was third in the starting rotation over the first seven weeks while eighth start was a midweek on May 3 and ninth was the opening game of the Big 12 tournament (carried a no-hitter through 6.1 IP in the postseason start) ... moved into a bullpen role in early April, owned a 1.96 ERA out of the pen in 11 relief appearances over 18.1 innings of work.

2023 Game-By-Game Stats

#21 Mason Molina - 1 appearance (All games)

Date	Opponent	GS	IP	H	R	ER	BB	SO	2B	3B	HR	WP	BK	HBP	IBB	Score	W-L	Sv	ERA	NP
Feb 18	GONZAGA	*	5.0	1	0	0	3	7	0	0	0	1	0	0	0	10-3	1-0	0	0.00	76
Totals		1	5.0	1	0	0	3	7	0	0	0	1	0	0	0	10-3	1-0	0	0.00	-

2022 Game-By-Game Stats

#21 Mason Molina - 20 appearances (All games)

Date	Opponent	GS	IP	H	R	ER	BB	SO	2B	3B	HR	WP	BK	HBP	IBB	Score	W-L	Sv	ERA	NP
Feb 20	vs Arizona	*	4.0	3	2	2	3	5	2	0	0	0	1	0	0	2-13	0-1	0	4.50	77
Feb 27	KENT STATE-2	*	3.0	1	1	1	3	7	0	0	0	0	0	0	0	7-5	0-1	0	3.86	74
Mar 05	MERRIMACK-2	*	5.0	2	1	1	4	7	1	0	0	1	0	1	0	20-2	1-1	0	3.00	80
Mar 13	at Rice	*	3.0	3	1	1	2	3	1	0	0	0	0	0	0	7-4	1-1	0	3.00	72
Mar 20	at IOWA	*	5.0	1	2	1	2	8	0	0	0	0	0	0	0	3-6	1-2	0	2.70	83
Mar 27	TEXAS	*	4.2	5	3	3	2	4	1	0	2	0	0	0	0	1-12	1-3	0	3.28	77
Apr 03	at Kansas	*	4.0	7	6	6	1	3	2	1	1	0	0	0	0	5-8	1-4	0	4.71	78
Apr 06	at Grand Canyon		1.0	0	0	0	0	1	0	0	0	0	0	0	0	7-8	1-4	0	4.55	13
Apr 10	KANSAS STATE		2.0	3	2	1	2	3	2	0	0	0	0	0	0	7-6	1-4	0	4.55	33
Apr 12	vs Oklahoma		0.1	1	1	1	0	0	0	0	1	0	0	0	0	9-14	1-4	0	4.78	8
Apr 15	at TCU		3.0	1	0	0	0	4	0	0	0	1	0	0	0	3-4	1-4	0	4.37	42
Apr 24	WEST VIRGINIA		3.2	3	1	1	0	2	1	0	0	0	0	1	0	4-15	1-5	0	4.19	42
Apr 29	at Baylor		2.0	0	0	0	1	3	0	0	0	0	0	0	0	7-1	1-5	0	3.98	31
May 03	at Abilene Christian	*	4.0	7	3	3	2	6	5	0	0	0	0	0	0	16-12	1-5	0	4.23	81
May 13	at Oklahoma State		1.0	0	0	0	1	2	0	0	0	0	0	0	0	7-6	1-5	0	4.14	18
May 15	at Oklahoma State		1.1	2	1	1	2	2	1	0	0	0	0	0	0	6-4	1-5	0	4.21	36
May 21	OKLAHOMA		2.0	2	0	0	1	3	0	0	0	1	0	0	0	10-2	1-5	0	4.04	43
May 25	vs Kansas State	*	6.2	3	3	3	2	10	2	0	0	0	0	0	0	5-3	2-5	0	4.04	94
Jun 03	vs Notre Dame		1.0	0	0	0	1	1	0	0	0	1	0	0	0	2-3	2-5	0	3.97	17
Jun 05	vs Georgia Souther		1.0	0	0	0	0	0	0	0	0	0	0	0	0	3-1	2-5	1	3.90	9
Totals		9	57.2	44	27	25	29	71	18	1	4	4	1	2	0	131-12	2-5	1	3.90	-

Career Stats

Year	era	w-l	app	gs	cg	sho	sv	ip	h	r	er	bb	so	2b	3b	hr	bf	bavg	wp	hbp	bk	sfa	sha
2022	3.90	2-5	20	9	0	0/0	1	57.2	44	27	25	29	71	18	1	4	244	.215	4	2	1	4	4
2023	0.00	1-0	1	1	0	0/0	0	5.0	1	0	0	3	7	0	0	0	18	.067	1	0	0	0	0
TOTAL	3.59	3-5	21	10	0	0/0	1	62.2	45	27	25	32	78	18	1	4	262	.205	5	2	1	4	4



25

OWEN WASHBURN

RIGHT-HANDED PITCHER/OUTFIELD

Sophomore | 2nd Yr. | L/R | 6-1 | 200

Webster, WI | Webster HS

CAREER HIGHS

Hits: 3, 4 times

Doubles: 2, at Oklahoma State, May 13, 2022

Triples: 1, vs Mississippi State, Mar 08, 2022 ; Oklahoma, May 20, 2022

Home runs: 1, 7 times

Total bases: 7, Merrimack, Mar 05, 2022

RBI: 4, at Oklahoma State, May 14, 2022

Runs scored: 4, Merrimack, Mar 05, 2022

Walks: 3, vs Mississippi State, Mar 09, 2022

Hit by pitch: 1, Kent State, Feb 27, 2022 ; vs Georgia

Southern, Jun 05, 2022 ; Merrimack, Mar 04, 2022

PERSONAL: Born in California and raised in Webster, Wisconsin ... son of Jarrod and Kerrie Washburn ... brother to Jack and Ava ... father Jarrod Washburn played 12 years in the MLB and mother Kerrie Washburn ran Track & Field in college ... majoring in Sport Management.

NOTES: Earned All-Big 12 honorable mention nod in debut season named to Big 12 All-Freshman Team ... was a two-time Big 12 Newcomer of the Week (3/7, 5/16) ... started 59 times in right field ... began his career with a walk-off base hit in the B-9th to lift the Red Raiders past Michigan, 7-6, on opening day at Globe Life Field.

2023 Game-By-Game Stats

#25 Owen Washburn - 3 games (All games)

Date	Opponent	Pos	AB	R	H	RBI	2B	3B	HR	BB	SB	CS	HBP	SAC	SF	GDP	K	PO	A	E	Avg
Feb 17	GONZAGA	*of	4	0	0	0	0	0	0	0	0	0	0	0	0	0	0	1	0	0	.000
Feb 18	GONZAGA	*of	3	0	0	0	0	0	0	1	0	0	0	0	0	0	1	0	0	0	.000
Feb 20	GONZAGA	*of	5	0	0	0	0	0	0	0	0	0	0	0	0	0	0	2	0	0	.000
Totals		3gs	12	0	0	0	0	0	0	1	0	0	0	0	0	0	1	3	0	0	.000

On base pct. .077 • Slugging pct. .000

Career Stats

Year	avg	gp-gs	ab	r	h	2b	3b	hr	rbi	tb	slg%	bb	hbp	so	gdp	ob%	sf	sh	sb-att	po	a	e	fld%
2022	.277	59-59	224	41	62	10	2	7	48	97	.433	32	3	74	2	.369	4	0	2-2	80	5	1	.988
2023	.000	3-3	12	0	0	0	0	0	0	0	.000	1	0	1	0	.077	0	0	0-0	3	0	0	1.000
TOTAL	.263	62-62	236	41	62	10	2	7	48	97	.411	33	3	75	2	.355	4	0	2-2	83	5	1	.989



26

DYLAN MAXCEY

CATCHER

Freshman | 1st Yr. | R/R | 5-9 | 165

Friendswood, TX | Friendswood HS

CAREER HIGHS

Hits: 1, Gonzaga, Feb 18, 2023
 Total bases: 1, Gonzaga, Feb 18, 2023
 RBI: 1, Gonzaga, Feb 18, 2023
 Runs scored: 1, Gonzaga, Feb 18, 2023
 Walks: 1, Gonzaga, Feb 18, 2023
 Hit by pitch: 1, Gonzaga, Feb 18, 2023

PERSONAL: Born in Clear Lake, Texas ... son of Lori and Doug Maxcey, and brother to Justin Maxcey, who currently pitches at Prairie View A&M ... degree plan is to major in Sports Management.

NOTES: Named a First Team TSWA Class 5A All-State selection ... earned 2021-2022 UIL 5A all-tournament team honors ... helped lead Friendswood, with aid of teammate and now TTU teammate Jacob Rogers, to its first appearance in a state championship in program history ... was the All-Greater Houston area player of the year while Rogers was the pitcher of the year.

2023 Game-By-Game Stats

#26 Dylan Maxcey - 2 games (All games)

Date	Opponent	Pos	AB	R	H	RBI	2B	3B	HR	BB	SB	CS	HBP	SAC	SF	GDP	K	PO	A	E	Avg
Feb 18	GONZAGA	*c	2	1	1	1	0	0	0	1	1	0	1	0	1	0	1	11	2	0	.500
Feb 20	GONZAGA	*c	2	0	0	0	0	0	0	0	0	0	0	0	0	0	0	3	0	2	.250
Totals		2gs	4	1	1	1	0	0	0	1	1	0	1	0	1	0	1	14	2	2	.250

On base pct. .429 • Slugging pct. .250



28

TABER FAST

LEFT-HANDED PITCHER/UTILITY

Freshman | 1st Yr. | L/L | 6-1 | 205

Chehalis, WA | Olympia HS

CAREER HIGHS

Innings pitched: 2.0, Gonzaga, Feb 18, 2023
 Walks allowed: 1, Gonzaga, Feb 18, 2023
 Strikeouts: 2, Gonzaga, Feb 18, 2023
 Batters faced: 6, Gonzaga, Feb 18, 2023

PERSONAL: Born in Chehalis, Wash. ... son to Brycen and Kami Fast ... has one older sibling, Alyx, who played collegiate basketball at Minot State ... grandfather, Darcy Fast, played professional baseball for the Chicago Cubs ... high school dean's list ... earned associates degree in HS ... university studies major at Texas Tech.

NOTES: Led HS team to its first state title ... responsible for final out, tossing a rocket throw from right field to beat potential tying runner at home to secure a 7-6 win ... tossed a two-hit complete-game shutout to send team to state semifinals ... ranked as Perfect Game's No. 1 left-handed pitcher and No. 6 player in the state of WA.

2023 Game-By-Game Stats

#28 Taber Fast - 1 game (All games)

Date	Opponent	Pos	AB	R	H	RBI	2B	3B	HR	BB	SB	CS	HBP	SAC	SF	GDP	K	PO	A	E	Avg
Feb 20	GONZAGA	1b	0	0	0	0	0	0	0	0	0	0	0	0	0	0	0	0	0	0	.000
Totals		0gs	0	0	0	0	0	0	0	0	0	0	0	0	0	0	0	0	0	0	.000

On base pct. .000 • Slugging pct. .000

#28 Taber Fast - 1 appearance (All games)

Date	Opponent	GS	IP	H	R	ER	BB	SO	2B	3B	HR	WP	BK	HBP	IBB	Score	W-L	Sv	ERA	NP
Feb 18	GONZAGA		2.0	0	0	0	1	2	0	0	0	0	0	0	0	10-3	0-0	0	0.00	25
Totals		0	2.0	0	0	0	1	2	0	0	0	0	0	0	0	10-3	0-0	0	0.00	-



30 BO BLESSIE

RIGHT-HANDED PITCHER

Senior | 5th Yr. (2nd at Tech) | R/R | 6-3 | 200

Midland, TX | Midland Lee HS | Nebraska | Midland College

CAREER HIGHS

Innings pitched: 6.0, Gonzaga, Feb 19, 2023

Walks allowed: 4, Gonzaga, Feb 19, 2023

Strikeouts: 4, Gonzaga, Feb 19, 2023

Batters faced: 21, Gonzaga, Feb 19, 2023

PERSONAL: in Wichita, Kansas ... parents are Brian and Shawn Blessie ... has two sisters, Allison and Taylor, and one brother, Blake ... University Studies major.

NOTES: First season at Tech limited due to injury; played first two seasons after high school at Nebraska (2019-20) before departing for Midland College in 2021 ... drafted by the Washington Nationals in the 36th Round of the 2018 MLB Draft ... ranked as the No. 3 player in the state of Texas and No. 26 high school player in the nation ... tabbed a third-team All-American and first-team Texas All-Region by Rawlings-Perfect Game in 2018.

2023 Game-By-Game Stats

#30 Bo Blessie - 1 appearance (All games)

Date	Opponent	GS	IP	H	R	ER	BB	SO	2B	3B	HR	WP	BK	HBP	IBB	Score	W-L	Sv	ERA	NP
Feb 19	GONZAGA	*	6.0	1	0	0	4	4	0	0	0	0	0	0	0	12-3	1-0	0	0.00	66
Totals		1	6.0	1	0	0	4	4	0	0	0	0	0	0	0	12-3	1-0	0	0.00	-

2022 Game-By-Game Stats

#30 Bo Blessie - 7 appearances (All games)

Date	Opponent	GS	IP	H	R	ER	BB	SO	2B	3B	HR	WP	BK	HBP	IBB	Score	W-L	Sv	ERA	NP
Feb 20	vs Arizona		1.0	4	3	3	0	0	1	0	0	0	0	0	0	2-13	0-0	0	27.00	21
Mar 05	MERRIMACK-2		1.0	1	0	0	1	2	1	0	0	0	0	0	0	20-2	0-0	0	13.50	24
Mar 08	vs Mississippi Stat		1.0	0	1	1	1	1	0	0	0	2	0	0	0	5-9	0-0	0	12.00	17
Mar 15	NEW MEXICO		2.0	0	0	0	0	2	0	0	0	0	0	0	0	28-2	0-0	0	7.20	16
Mar 26	TEXAS		1.1	1	1	1	3	3	1	0	0	0	0	0	0	16-12	0-0	0	7.11	36
Apr 02	at Kansas		1.0	1	1	1	0	0	0	0	1	0	0	0	0	28-2	0-0	0	7.36	9
Apr 12	vs Oklahoma		0.1	1	1	1	1	1	0	0	0	0	0	0	0	9-14	0-0	0	8.22	8
Totals		0	7.2	8	7	7	6	9	3	0	1	2	0	0	0	108-54	0-0	0	8.22	-

Career Stats

Year	era	w-l	app	gs	cq	sho	sv	ip	h	r	er	bb	so	2b	3b	hr	bf	bavg	wp	hbp	bk	sfa	sha
2022	8.22	0-0	7	0	0	0/0	0	7.2	8	7	7	6	9	3	0	1	37	.258	2	0	0	0	0
2023	0.00	1-0	1	1	0	0/0	0	6.0	1	0	0	4	4	0	0	0	21	.059	0	0	0	0	0
TOTAL	4.61	1-0	8	1	0	0/0	0	13.2	9	7	7	10	13	3	0	1	58	.188	2	0	0	0	0



31

DAMIAN BRAVO

UTILITY

Freshman | 1st Yr. | R/R | 6-2 | 195

Haltom City, TX | Haltom HS

CAREER HIGHS

At bats: 5, Gonzaga, Feb 19, 2023

Innings pitched: 1.0, Gonzaga, Feb 20, 2023

Walks allowed: 1, Gonzaga, Feb 20, 2023

Strikeouts: 3, Gonzaga, Feb 20, 2023

Batters faced: 4, Gonzaga, Feb 20, 2023

PERSONAL: Born in North Richland Hills, Texas ... son of Daniel Bravo ... brother to Jovan and Rodrigo Bravo ... majoring in Sport Management.

NOTES: Was named a First Team All-District Shortstop in 2022, and was the Utility player of the year in 2021 ... a top 500 recruit in the nation and the 49th rated player in Texas, according to Perfect Game.

2023 Game-By-Game Stats

#31 Damian Bravo - 1 game (All games)

Date	Opponent	Pos	AB	R	H	RBI	2B	3B	HR	BB	SB	CS	HBP	SAC	SF	GDP	K	PO	A	E	Avg
Feb 19	GONZAGA	*of	5	0	0	0	0	0	0	0	0	0	0	0	0	0	1	2	0	0	.000
Totals		1gs	5	0	0	0	0	0	0	0	0	0	0	0	0	0	1	2	0	0	.000

On base pct. .000 • Slugging pct. .000

#31 Damian Bravo - 1 appearance (All games)

Date	Opponent	GS	IP	H	R	ER	BB	SO	2B	3B	HR	WP	BK	HBP	IBB	Score	W-L	Sv	ERA	NP
Feb 20	GONZAGA		1.0	0	0	0	1	3	0	0	0	0	0	0	0	9-8	1-0	0	0.00	18
Totals		0	1.0	0	0	0	1	3	0	0	0	0	0	0	0	9-8	1-0	0	0.00	-



32

TRENDAN PARISH

RIGHT-HANDED PITCHER
Sophomore | 2nd Yr. | R/R | 6-0 | 175
Poolville, TX | Southwest Christian HS
CAREER HIGHS

Innings pitched: 4.0, West Virginia, Apr 24, 2022 ;

vs Auburn, Feb 19, 2022

Walks allowed: 4, at Baylor, May 01, 2022

Strikeouts: 5, West Virginia, Apr 24, 2022

Batters faced: 19, Gonzaga, Feb 20, 2023

PERSONAL: Born in Weatherford, Texas ... son of Rene and Todd ... brother of Trevor and Tripp ... Explore Business & Industry major.

NOTES: Debut season was cut short to injury but his 20 appearances ranked as the second-most on the team ... led Texas Tech with six saves, which ranked sixth-best in the Big 12 ... three of his six saves came over his first four career appearances ... a decorated pitcher out of Southwest Christian coached by Tracy Howard ... All-State pitcher ... threw 88 Innings with 0.75 ERA while striking out 175 batters.

2023 Game-By-Game Stats
#32 Trendan Parish - 1 appearance (All games)

Date	Opponent	GS	IP	H	R	ER	BB	SO	2B	3B	HR	WP	BK	HBP	IBB	Score	W-L	Sv	ERA	NP
Feb 20	GONZAGA	*	3.2	5	3	1	2	2	1	0	1	0	0	0	0	9-8	0-0	0	2.45	67
Totals		1	3.2	5	3	1	2	2	1	0	1	0	0	0	0	9-8	0-0	0	2.45	-

2022 Game-By-Game Stats
#32 Trendan Parish - 20 appearances (All games)

Date	Opponent	GS	IP	H	R	ER	BB	SO	2B	3B	HR	WP	BK	HBP	IBB	Score	W-L	Sv	ERA	NP
Feb 19	vs Auburn		4.0	2	0	0	1	3	0	0	0	0	0	0	0	1-2	0-0	0	0.00	47
Feb 22	DALLAS BAPTIST		2.0	0	0	0	0	3	0	0	0	0	0	0	0	8-4	0-0	1	0.00	18
Feb 26	KENT STATE		1.0	1	0	0	0	3	0	0	0	0	0	0	0	10-7	0-0	2	0.00	19
Feb 27	KENT STATE-2		1.0	0	0	0	0	2	0	0	0	0	0	0	0	7-5	0-0	3	0.00	16
Mar 01	at Dallas Baptist		1.0	0	0	0	0	1	0	0	0	0	0	0	0	4-3	0-0	4	0.00	10
Mar 08	vs Mississippi Stat		1.0	4	4	4	0	2	0	0	1	0	0	0	0	5-9	0-0	4	3.60	22
Mar 12	at Rice		1.1	1	0	0	0	2	0	0	0	0	0	0	0	3-2	1-0	4	3.18	18
Mar 13	at Rice		1.0	1	0	0	0	1	0	0	0	0	0	0	0	7-4	1-0	5	2.92	16
Mar 22	CALIFORNIA BAP		1.0	2	1	1	0	1	1	0	1	0	0	0	0	6-3	1-0	5	3.38	21
Mar 25	TEXAS		0.0	2	2	2	0	0	0	0	2	0	0	0	0	5-4	1-0	5	4.72	10
Mar 30	STEPHEN F. AUS		2.0	2	0	0	0	0	0	0	0	0	0	0	0	13-5	1-0	5	4.11	20
Apr 01	at Kansas		1.0	0	0	0	0	0	0	0	0	0	0	0	0	8-2	1-0	5	3.86	9
Apr 03	at Kansas		0.2	0	0	0	0	0	0	0	0	0	0	0	0	5-8	1-0	5	3.71	6
Apr 08	KANSAS STATE		1.0	2	0	0	0	2	0	0	0	0	0	0	0	6-3	1-0	6	3.50	13
Apr 10	KANSAS STATE		0.2	1	0	0	0	2	0	0	0	0	0	0	0	7-6	2-0	6	3.38	18
Apr 16	at TCU		1.2	2	4	4	2	2	1	0	0	1	0	1	0	3-11	2-0	6	4.87	39
Apr 19	at New Mexico		1.1	6	5	4	0	0	2	0	1	1	0	0	0	10-11	2-1	6	6.23	38
Apr 24	WEST VIRGINIA		4.0	4	2	2	0	5	2	0	0	0	0	0	0	4-15	2-1	6	5.96	61
May 01	at Baylor	*	1.1	5	7	7	4	3	3	0	0	0	0	0	0	7-11	2-2	6	8.00	61
May 03	at Abilene Christian		1.1	2	1	1	1	1	1	0	0	0	0	0	0	16-12	2-2	6	7.94	28
Totals		1	28.1	37	26	25	8	33	10	0	5	2	0	1	0	135-12	2-2	6	7.94	-

Career Stats

Year	era	w-l	app	gs	cg	sho	sv	ip	h	r	er	bb	so	2b	3b	hr	bf	bavg	wp	hbp	bk	sfa	sha
2022	7.94	2-2	20	1	0	0/0	6	28.1	37	26	25	8	33	10	0	5	131	.308	2	1	0	2	0
2023	2.45	0-0	1	1	0	0/0	0	3.2	5	3	1	2	2	1	0	1	19	.313	0	0	0	0	0
TOTAL	7.31	2-2	21	2	0	0/0	6	32.0	42	29	26	10	35	11	0	6	150	.309	2	1	0	2	0



33

RYAN BROME

INFIELD/OUTFIELD

Sophomore | 2nd Yr. | L/R | 6-1 | 220

Katy, TX | Katy HS

CAREER HIGHS

Hits: 2, at New Mexico, Apr 19, 2022 ; New Mexico, Mar 15, 2022

Doubles: 2, at New Mexico, Apr 19, 2022

Total bases: 4, at New Mexico, Apr 19, 2022

RBI: 3, New Mexico, Mar 15, 2022

Runs scored: 1, 6 times

Walks: 1, 4 times

Hit by pitch: 1, vs Mississippi State, Mar 09, 2022 ; New Mexico, Mar 15, 2022

PERSONAL: Born in Gig Harbor, Washington ... son of Michael and Debbie Brome ... brother to Kendall and Ally Brome ... Sport Management major.

NOTES: Three-year letterwinner in high school ... senior year was named first team all-greater Houston area, first team Elite All-State and first team all-state by the Texas Sports Writers Association.

2023 Game-By-Game Stats

#33 Ryan Brome - 3 games (All games)

Date	Opponent	Pos	AB	R	H	RBI	2B	3B	HR	BB	SB	CS	HBP	SAC	SF	GDP	K	PO	A	E	Avg
Feb 18	GONZAGA	ph	0	0	0	0	0	0	0	1	0	0	0	0	0	0	0	0	0	0	.000
Feb 19	GONZAGA	pr	0	1	0	0	0	0	0	0	0	0	0	0	0	0	0	0	0	0	.000
Feb 20	GONZAGA	ph/1	0	0	0	1	0	0	0	0	0	0	0	0	1	0	0	1	0	0	.000
Totals		ogs	0	1	0	1	0	0	0	1	0	0	0	0	1	0	0	1	0	0	.000

On base pct. .500 • Slugging pct. .000

Career Stats

Year	avg	gp-gs	ab	r	h	2b	3b	hr	rbi	tb	slg%	bb	hbp	so	gdp	ob%	sf	sh	sb-att	po	a	e	fld%
2022	.286	13-2	21	5	6	3	0	0	5	9	.429	3	2	7	2	.423	0	0	0-0	8	0	0	1.000
2023	.000	3-0	0	1	0	0	0	0	1	0	.000	1	0	0	0	.500	1	0	0-0	1	0	0	1.000
TOTAL	.286	16-2	21	6	6	3	0	0	6	9	.429	4	2	7	2	.429	1	0	0-0	9	0	0	1.000



34

ZANE PETTY

RIGHT-HANDED PITCHER

Freshman | 1st Yr. | R/R | 6-1 | 165

Corsicana, TX | Corsicana HS

CAREER HIGHS

Innings pitched: 1.0, Gonzaga, Feb 18, 2023

Strikeouts: 1, Gonzaga, Feb 18, 2023

Batters faced: 3, Gonzaga, Feb 18, 2023

PERSONAL: Born in Corsicana, Texas ... son of Kevin and Tracy Petty ... older brother to Tatum and Reagan Petty ... majoring in university studies.

NOTES: Named a First Team TSWA Class 5A All-State selection ... awarded all-district honors and pitcher of the district under coach Heath Autrey ... first pitcher in Autrey's 10-year tenure to strikeout more than 100 batters in one season ... struck out 147 batters in just 88.1 innings and walked only 33 ... finished 12-2 senior season with a 0.95 ERA ... drafted by the Milwaukee Brewers in the 13th round of the 2022 MLB Draft.

2023 Game-By-Game Stats

#34 Zane Petty - 1 appearance (All games)

Date	Opponent	GS	IP	H	R	ER	BB	SO	2B	3B	HR	WP	BK	HBP	IBB	Score	W-L	Sv	ERA	NP
Feb 18	GONZAGA		1.0	0	0	0	0	1	0	0	0	0	0	0	0	10-3	0-0	0	0.00	13
Totals		0	1.0	0	0	0	0	1	0	0	0	0	0	0	0	10-3	0-0	0	0.00	-



35

GARRETT CROWLEY

LEFT-HANDED PITCHER

Senior | 5th Yr. (2nd at Tech) | L/L | 6-4 | 215

Queens, NY | St. Francis Prep | Fordham

CAREER HIGHS

Innings pitched: 1.0, Oklahoma, May 19, 2022

Walks allowed: 3, Merrimack, Mar 05, 2022

Strikeouts: 3, Oklahoma, May 19, 2022

Batters faced: 5, Oklahoma, May 19, 2022

PERSONAL: Born in New York, N.Y. ... son of Sean and Maureen Crowley ... brother to Pearce and Owen ... brother Pearce played lacrosse at SUNY Delhi ... University Studies major.

NOTES: Attended Fordham University for first three collegiate season ... posted a 5.98 ERA in 43.2 IP with 53 strikeouts during 2021 prior to becoming a Red Raider ... played summer ball in the Cape Cod League for the Chatham Anglers ... graduated prep school from St. Francis ... received Co-Pitcher of the Year honors in the New England Prep School League.

2023 Game-By-Game Stats

#35 Garrett Crowley - 1 appearance (All games)

Date	Opponent	GS	IP	H	R	ER	BB	SO	2B	3B	HR	WP	BK	HBP	IBB	Score	W-L	Sv	ERA	NP
Feb 20	GONZAGA		0.1	3	2	2	0	0	0	0	1	0	0	0	0	9-8	0-0	0	54.00	10
Totals		0	0.1	3	2	2	0	0	0	0	1	0	0	0	0	9-8	0-0	0	54.00	-

2022 Game-By-Game Stats

#35 Garrett Crowley - 4 appearances (All games)

Date	Opponent	GS	IP	H	R	ER	BB	SO	2B	3B	HR	WP	BK	HBP	IBB	Score	W-L	Sv	ERA	NP
Mar 05	MERRIMACK-1		0.0	0	3	3	3	0	0	0	0	0	0	0	0	21-5	0-0	0	999.0	16
May 19	OKLAHOMA		1.0	0	0	0	2	3	0	0	0	0	0	0	0	8-13	0-0	0	27.00	19
May 26	vs Oklahoma		0.0	2	1	0	0	0	0	0	0	1	0	0	0	3-6	0-0	0	27.00	5
Jun 05	vs Notre Dame		0.1	0	0	0	0	1	0	0	0	0	0	0	0	1-2	0-0	0	20.25	4
Totals		0	1.1	2	4	3	5	4	0	0	0	1	0	0	0	33-26	0-0	0	20.25	-

Career Stats

Year	era	w-l	app	gs	cg	sho	sv	ip	h	r	er	bb	so	2b	3b	hr	bf	bavg	wp	hbp	bk	sfa	sha
2022	20.25	0-0	4	0	0	0/0	0	1.1	2	4	3	5	4	0	0	0	11	.333	1	0	0	0	0
2023	54.00	0-0	1	0	0	0/0	0	0.1	3	2	2	0	0	0	0	1	4	.750	0	0	0	0	0
TOTAL	27.00	0-0	5	0	0	0/0	0	1.2	5	6	5	5	4	0	0	1	15	.500	1	0	0	0	0



36

DAX DATHE

RIGHT-HANDED PITCHER

Junior | 4th Yr. (1st at Tech) | R/R | 6-3 | 210

Round Rock, TX | Stoney Point HS | Houston | Grayson College

CAREER HIGHS

Innings pitched:

Walks allowed:

Strikeouts:

Batters faced:

PERSONAL: Born in Austin, Texas ... son of Brandi and Chuck Dathe ... brother of Hannah Dathe ... majoring in University Studies.

NOTES: Member of the Grayson College roster over the previous two seasons (alongside teammate Ryan Free) while starting career at Houston in 2020 ... was named a first-team NTJCAC All-Conference utility player in 2022 ... was a position player and pitcher both seasons at Grayson ... appeared in four games for Houston, none were pitching opportunities ... named a second team utility player his senior season at Stoney Point HS.

2023 Game-By-Game Stats



38

JACOB ROGERS

RIGHT-HANDED PITCHER

Freshman | 1st Yr. | R/R | 6-2 | 200

Friendswood, TX | Friendswood HS

CAREER HIGHS

Innings pitched:

Walks allowed:

Strikeouts:

Batters faced:

PERSONAL: Born in Friendswood, Texas ... son of Josh and Debbie Rogers ... brother to Madison Williams ... credits all success to his parents and his coaches ... Kinesiology major.

NOTES: Earned 5A Texas High School Baseball Coaches Association Second Team All-State pitcher honors in 2022 ... helped lead Friendswood, with aid of teammate and now TTU teammate Dylan Maxcey, to its first appearance in a state championship in program history ... was the All-Greater Houston area pitcher of the year while Maxcey was the player of the year.

2023 Game-By-Game Stats



39 JASE LOPEZ

RIGHT-HANDED PITCHER

Junior | 4th Yr. (2nd Tech) | R/R | 6-0 | 195

Brock, TX | Brock HS | Weatherford JC

CAREER HIGHS

Innings pitched: 2.0, Kent State, Feb 27, 2022; Merrimack, Mar 05, 2022

Walks allowed: 1, 4 times

Strikeouts: 3, Merrimack, Mar 05, 2022

Batters faced: 9, Merrimack, Mar 05, 2022

PERSONAL: Born in Fort Worth, Texas... son of Jennifer Morris and Jason Lopez ... brother to Colby Fowler... University Studies major.**NOTES:** Played two seasons (2020-21) at Weatherford prior to debuting at Texas Tech last season ... made one start and appeared 19 times in final season at Weatherford (2021) ... owned a 5-0 record and earned five saves ... pitched 45.2 innings and finished with a 2.96 ERA and 54 strikeouts.**2023 Game-By-Game Stats****#39 Jase Lopez - 1 appearance (All games)**

Date	Opponent	GS	IP	H	R	ER	BB	SO	2B	3B	HR	WP	BK	HBP	IBB	Score	W-L	Sv	ERA	NP
Feb 18	GONZAGA		1.0	4	3	3	1	2	1	0	0	0	0	0	0	10-3	0-0	0	27.00	21
Totals		0	1.0	4	3	3	1	2	1	0	0	0	0	0	0	10-3	0-0	0	27.00	-

2022 Game-By-Game Stats**#39 Jase Lopez - 8 appearances (All games)**

Date	Opponent	GS	IP	H	R	ER	BB	SO	2B	3B	HR	WP	BK	HBP	IBB	Score	W-L	Sv	ERA	NP
Feb 20	vs Arizona		0.1	0	0	0	0	1	0	0	0	0	0	0	0	2-13	0-0	0	0.00	3
Feb 27	KENT STATE-2		2.0	0	0	0	1	2	0	0	0	0	0	0	0	7-5	1-0	0	0.00	24
Mar 01	at Dallas Baptist		0.1	0	0	0	0	0	0	0	0	0	0	0	0	4-3	1-0	0	0.00	1
Mar 05	MERRIMACK-2		2.0	3	1	1	0	3	1	1	0	0	0	0	0	20-2	1-0	0	1.93	34
Mar 09	vs Mississippi Stat		0.1	1	0	0	1	0	0	0	0	0	0	0	0	7-2	1-0	0	1.80	10
Mar 27	TEXAS		0.2	4	3	3	0	0	1	1	0	0	0	0	0	1-12	1-0	0	6.35	15
Mar 30	STEPHEN F. AUS		0.1	3	4	4	1	0	1	0	0	1	0	1	0	13-5	1-0	0	12.00	28
May 19	OKLAHOMA		1.0	4	3	3	0	0	0	0	0	0	0	0	0	8-13	1-0	0	14.14	17
Totals		0	7.0	15	11	11	3	6	3	2	0	1	0	1	0	62-55	1-0	0	14.14	-

Career Stats

Year	era	w-l	app	gs	cg	sho	sv	ip	h	r	er	bb	so	2b	3b	hr	bf	bavg	wp	hbp	bk	sfa	sha
2022	14.14	1-0	8	0	0	0/0	0	7.0	15	11	11	3	6	3	2	0	38	.441	1	1	0	0	0
2023	27.00	0-0	1	0	0	0/0	0	1.0	4	3	3	1	2	1	0	0	8	.571	0	0	0	0	0
TOTAL	15.75	1-0	9	0	0	0/0	0	8.0	19	14	14	4	8	4	2	0	46	.463	1	1	0	0	0



40 BRANDON GIRTON

RIGHT-HANDED PITCHER

RS-Sophomore | 3rd Yr. | R/R | 6-2 | 220

Gage, OK | Shattuck HS

CAREER HIGHS

Innings pitched: 6.0, Gonzaga, Feb 17, 2023

Walks allowed: 3, at K-State, Apr 02, 2021 ; Baylor, Apr 25, 2021

Strikeouts: 6, Gonzaga, Feb 17, 2023

Batters faced: 21, Gonzaga, Feb 17, 2023

PERSONAL: Born in Shattuck, Oklahoma ... son to Dusty and Tami Girton ... brother to Riley and McKayla Girton ... principal honor roll from 2016-2020 ... superintendent honor roll 2019-20 ... majoring in Sports Management.

NOTES: His 2022 season ended early due to injury; appeared nine times over first 21 games of season ... owned a 3-0 record, earning wins vs. Dallas Baptist (Feb. 22), Kent State (Feb. 26) and New Mexico (March 16) to advance career record to 5-0 ... came out of high school ranked sixth overall and second for right-handed pitchers in Oklahoma.

2023 Game-By-Game Stats

#40 Brendan Girton - 1 appearance (All games)

Date	Opponent	GS	IP	H	R	ER	BB	SO	2B	3B	HR	WP	BK	HBP	IBB	Score	W-L	Sv	ERA	NP
Feb 17	GONZAGA		6.0	1	0	0	2	6	0	0	0	0	0	0	0	8-4	1-0	0	0.00	84
Totals		0	6.0	1	0	0	2	6	0	0	0	0	0	0	0	8-4	1-0	0	0.00	-

2022 Game-By-Game Stats

#40 Brendan Girton - 9 appearances (All games)

Date	Opponent	GS	IP	H	R	ER	BB	SO	2B	3B	HR	WP	BK	HBP	IBB	Score	W-L	Sv	ERA	NP
Feb 18	vs Michigan		2.1	0	0	0	0	5	0	0	0	0	0	0	0	7-6	0-0	0	0.00	31
Feb 22	DALLAS BAPTIST		2.0	1	1	0	1	3	0	0	0	0	0	0	0	8-4	1-0	0	0.00	34
Feb 26	KENT STATE		2.1	2	2	2	1	3	1	0	0	0	0	0	0	10-7	2-0	0	2.70	35
Mar 01	at Dallas Baptist		1.2	2	1	1	2	1	1	0	0	0	1	0	0	4-3	2-0	0	3.24	44
Mar 05	MERRIMACK-1		1.0	0	0	0	0	2	0	0	0	0	0	0	0	21-5	2-0	0	2.89	9
Mar 09	vs Mississippi Stat		2.0	1	0	0	0	1	0	0	0	1	0	0	0	7-2	2-0	0	2.38	25
Mar 12	at Rice		1.1	1	2	2	2	1	1	0	0	0	0	0	0	3-2	2-0	0	3.55	32
Mar 16	NEW MEXICO		3.0	0	0	0	0	1	0	0	0	0	0	0	0	11-5	3-0	0	2.87	30
Mar 20	at IOWA		2.0	3	3	3	1	1	1	0	1	1	0	0	0	3-6	3-0	0	4.08	44
Totals		0	17.2	10	9	8	7	18	4	0	1	2	1	0	0	74-40	3-0	0	4.08	-

Career Stats

Year	era	w-l	app	gs	cg	sho	sv	ip	h	r	er	bb	so	2b	3b	hr	bf	bavg	wp	hbp	bk	sfa	sha
2021	4.74	2-0	18	2	0	0/1	1	24.2	21	15	13	19	23	3	0	1	121	.228	4	6	1	1	3
2022	4.08	3-0	9	0	0	0/0	0	17.2	10	9	8	7	18	4	0	1	71	.159	2	0	1	1	0
2023	0.00	1-0	1	0	0	0/0	0	6.0	1	0	0	2	6	0	0	0	21	.056	0	0	0	0	0
TOTAL	3.91	6-0	28	2	0	0/1	1	48.1	32	24	21	28	47	7	0	2	213	.185	6	6	2	2	3



41

NOLAN HESTER

OUTFIELD

Senior | 5th Yr. (1st at Tech) | L/L | 5-10 | 185

Mount Pleasant, TX | Rockwall-Heath HS | Wofford

CAREER HIGHS

Hits: 2, Gonzaga, Feb 17, 2023 ; Gonzaga, Feb 20, 2023
Doubles: 1, Gonzaga, Feb 17, 2023 ; Gonzaga, Feb 20, 2023

Total bases: 3, Gonzaga, Feb 17, 2023 ; Gonzaga, Feb 20, 2023

RBI: 1, Gonzaga, Feb 17, 2023

Runs scored: 3, Gonzaga, Feb 18, 2023

Walks: 3, Gonzaga, Feb 18, 2023 ; Gonzaga, Feb 20, 2023

Hit by pitch: 1, Gonzaga, Feb 19, 2023

PERSONAL: Born in San Antonio, Texas ... son of David and Tiffani Hester ... siblings Holden and Hayden ... finance major.**NOTES:** Veteran baseball player joining the Red Raiders; lettered all four years at Rockwall Heath HS and played last four seasons collegiately at Wofford (Spartanburg, SC) ... selected to 2021 All-Southern Conference Second Team ... recorded a collegiate career average of .331 and a career fielding percentage of .995 ... set a school record for most hits in a game (6-for-6) and tied SoCon record for most hits in a game on 4/16/21 vs. UNCG.

2023 Game-By-Game Stats

#41 Nolen Hester - 4 games (All games)

Date	Opponent	Pos	AB	R	H	RBI	2B	3B	HR	BB	SB	CS	HBP	SAC	SF	GDP	K	PO	A	E	Avg
Feb 17	GONZAGA	*of	4	1	2	1	1	0	0	1	0	0	0	0	0	0	0	4	0	0	.500
Feb 18	GONZAGA	*of	1	3	1	0	0	0	0	3	0	0	0	0	0	0	0	1	0	0	.600
Feb 19	GONZAGA	*of	3	0	0	0	0	0	0	1	0	0	1	0	0	0	0	2	0	0	.375
Feb 20	GONZAGA	*of	3	2	2	0	1	0	0	3	0	0	0	0	0	0	0	2	0	0	.455
Totals		4gs	11	6	5	1	2	0	0	8	0	0	1	0	0	0	0	9	0	0	.455

On base pct. .700 • Slugging pct. .636



42

KYLE ROBINSON

RIGHT-HANDED PITCHER

Sophomore | 2nd Yr. | R/R | 6-6 | 210

Vienna, VA | George C Marshall HS

CAREER HIGHS

Innings pitched: 2.0, Abilene Christian, Apr 26, 2022 ; Gonzaga, Feb 17, 2023

Walks allowed: 2, at IOWA, Mar 19, 2022

Strikeouts: 3, Abilene Christian, Apr 26, 2022

Batters faced: 13, Gonzaga, Feb 17, 2023

PERSONAL: Born in Amery, Miss. ... son of Mark and Lynn Robinson ... brother of Nick and Emily Robinson ... Sport Management major.

NOTES: Made 12 appearances in relief totaling 11.2 innings pitched in collegiate debut season in 2022 ... did not allow an earned run in nine of 12 appearances ... a four-year letter winner in high school ... recognized as the Conference Pitcher of the Year as a senior ... won Conference Player of the Year as a senior ... threw 66.2 innings with a 1.49 ERA and 60 strikeouts in his senior season.

2023 Game-By-Game Stats

#42 Kyle Robinson - 1 appearance (All games)

Date	Opponent	GS	IP	H	R	ER	BB	SO	2B	3B	HR	WP	BK	HBP	IBB	Score	W-L	Sv	ERA	NP
Feb 17	GONZAGA	*	2.0	5	4	3	1	1	0	1	1	0	0	0	0	8-4	0-0	0	13.50	58
Totals		1	2.0	5	4	3	1	1	0	1	1	0	0	0	0	8-4	0-0	0	13.50	-

2022 Game-By-Game Stats

#42 Kyle Robinson - 12 appearances (All games)

Date	Opponent	GS	IP	H	R	ER	BB	SO	2B	3B	HR	WP	BK	HBP	IBB	Score	W-L	Sv	ERA	NP
Feb 27	KENT STATE-2		0.1	1	1	1	0	0	0	0	0	0	0	0	0	7-5	0-0	0	27.00	7
Mar 04	MERRIMACK		1.0	0	0	0	0	1	0	0	0	0	0	0	1	17-1	0-0	0	6.75	9
Mar 06	MERRIMACK		1.0	1	0	0	0	1	0	0	0	0	0	0	0	12-4	0-0	0	3.86	6
Mar 13	at Rice		1.2	1	0	0	0	0	0	0	0	1	0	0	0	7-4	1-0	0	2.25	21
Mar 19	at IOWA		1.0	1	0	0	2	0	0	0	0	1	0	0	0	11-3	1-0	0	1.80	19
Mar 27	TEXAS		0.1	4	4	4	0	0	1	0	1	0	0	0	0	1-12	1-0	0	8.44	14
Apr 06	at Grand Canyon		1.0	2	1	1	1	1	0	0	0	0	0	0	0	7-8	1-0	0	8.53	20
Apr 12	vs Oklahoma		1.0	0	0	0	1	0	0	0	0	0	0	0	1	9-14	1-0	0	7.36	14
Apr 19	at New Mexico		1.0	1	0	0	0	1	1	0	0	0	0	0	0	10-11	1-0	0	6.48	16
Apr 26	ABILENE CHRISTI		2.0	2	0	0	1	3	0	0	0	0	0	0	0	5-8	1-0	0	5.23	36
Apr 30	at Baylor		0.1	2	0	0	0	1	1	0	0	0	0	0	0	11-1	1-0	0	5.06	15
May 26	vs Oklahoma		1.0	0	0	0	0	1	0	0	0	0	0	0	0	3-6	1-0	0	4.63	16
Totals		0	11.2	15	6	6	5	9	3	0	2	2	0	2	0	100-77	1-0	0	4.63	-

Career Stats

Year	era	w-l	app	gs	cg	sho	sv	ip	h	r	er	bb	so	2b	3b	hr	bf	bavg	wp	hbp	bk	sfa	sha
2022	4.63	1-0	12	0	0	0/0	0	11.2	15	6	6	5	9	3	0	2	55	.319	2	2	0	0	1
2023	13.50	0-0	1	1	0	0/0	0	2.0	5	4	3	1	1	0	1	1	13	.417	0	0	0	0	0
TOTAL	5.93	1-0	13	1	0	0/0	0	13.2	20	10	9	6	10	3	1	3	68	.339	2	2	0	0	1



43 BRENDAN LYSIK

LEFT-HANDED PITCHER
Sophomore | 2nd Yr. | L/L | 6-5 | 225
Waldwick, NJ | St. Joseph Regional HS

CAREER HIGHS

Innings pitched:

Walks allowed: 1, West Virginia, Apr 24, 2022

Strikeouts:

Batters faced: 3, West Virginia, Apr 24, 2022

PERSONAL: Born in Ridgewood, N.J. ... son of mother Kellie and father Stephen ... brother of Aiden, Kaitlyn, and Ryleigh ... major is undecided.

NOTES: Graduated from St. Joseph's Regional High School in Montvale, N.J. ... logged 46.1 innings on the mound senior season - allowed 19 hits, 11 earned runs, struck out 42 batters and finished with a 2.14 ERA.

2022 Game-By-Game Stats

#43 Brendan Lysik - 1 appearance (All games)

Date	Opponent	GS	IP	H	R	ER	BB	SO	2B	3B	HR	WP	BK	HBP	IBB	Score	W-L	Sv	ERA	NP
Apr 24	WEST VIRGINIA		0.0	2	3	3	1	0	0	0	1	0	0	0	0	4-15	0-0	0	999.0	18
Totals		0	0.0	2	3	3	1	0	0	0	1	0	0	0	0	4-15	0-0	0	999.0	-

Career Stats

Year	era	w-l	app	gs	cg	sho	sv	ip	h	r	er	bb	so	2b	3b	hr	bf	bavg	wp	hbp	bk	sfa	sha
2022	99.00	0-0	1	0	0	0/0	0	0.0	2	3	3	1	0	0	0	1	3	1.000	0	0	0	0	0
TOTAL	99.00	0-0	1	0	0	0/0	0	0.0	2	3	3	1	0	0	0	1	3	1.000	0	0	0	0	0



44 BRANDON BECKEL

RIGHT-HANDED PITCHER
Junior | 3rd Yr. | R/R | 6-4 | 225
San Antonio, TX | Antonian College Prep HS

CAREER HIGHS

Innings pitched: 3.0, Oklahoma, May 20, 2022
Walks allowed: 2, 7 times
Strikeouts: 4, New Mexico, Mar 15, 2022 ;
Stephen F. Austin, Mar 29, 2022
Batters faced: 11, vs Notre Dame, Jun 05, 2022

PERSONAL: Born in San Antonio, Texas ... son to Jenine and Brad Beckel ... brother to Clayton Beckel ... academic All-State 2019-20 ... Finance major.

NOTES: After appearing five times for a total of 3.1 IP during freshman season in 2021, saw an increased role last season out of the bullpen with 18 appearances (23.2 IP) ... faced a total of 106 batters; allowed one home run in '22 ... one of strongest outings of career came 5/20/22 against OU in a game he set a new career-best for innings pitched at 3.0; tossed three scoreless innings allowing one hit while striking out two batters.

2023 Game-By-Game Stats

#44 Brandon Beckel - 1 appearance (All games)

Date	Opponent	GS	IP	H	R	ER	BB	SO	2B	3B	HR	WP	BK	HBP	IBB	Score	W-L	Sv	ERA	NP
Feb 20	GONZAGA		2.0	0	0	0	1	2	0	0	0	0	0	0	0	9-8	0-0	0	0.00	32
Totals		0	2.0	0	0	0	1	2	0	0	0	0	0	0	0	9-8	0-0	0	0.00	-

2022 Game-By-Game Stats

#44 Brandon Beckel - 18 appearances (All games)

Date	Opponent	GS	IP	H	R	ER	BB	SO	2B	3B	HR	WP	BK	HBP	IBB	Score	W-L	Sv	ERA	NP
Feb 20	vs Arizona		0.1	2	2	2	0	0	1	0	0	0	0	0	0	2-13	0-0	0	54.00	8
Mar 04	MERRIMACK		2.0	0	0	0	0	2	0	0	0	0	0	0	0	17-1	0-0	0	7.71	19
Mar 06	MERRIMACK		1.0	1	0	0	0	0	1	0	0	0	0	0	0	12-4	0-0	0	5.40	14
Mar 15	NEW MEXICO		2.0	1	0	0	0	4	1	0	0	0	0	0	0	28-2	0-0	0	3.38	23
Mar 20	at IOWA		0.1	0	0	0	0	1	0	0	0	1	0	0	0	3-6	0-0	0	3.18	6
Mar 26	TEXAS		1.0	4	4	4	2	3	1	0	1	0	0	0	0	16-12	0-0	0	8.10	32
Mar 29	STEPHEN F. AUS		2.0	0	0	0	0	4	0	0	0	0	0	0	0	19-1	0-0	0	6.23	35
Apr 05	at Grand Canyon		1.0	2	3	3	2	0	1	0	0	1	0	0	0	4-9	0-0	0	8.38	25
Apr 12	vs Oklahoma		1.2	1	0	0	0	3	0	0	0	0	0	0	0	9-14	0-0	0	7.15	25
Apr 16	at TCU		1.0	1	1	1	1	3	0	1	0	1	0	0	0	3-11	0-0	0	7.30	23
Apr 19	at New Mexico		1.0	1	1	1	2	1	0	0	0	0	0	0	0	10-11	0-0	0	7.43	31
Apr 26	ABILENE CHRISTI		1.2	2	0	0	0	2	0	0	0	1	0	0	0	5-8	0-0	0	6.60	23
May 01	at Baylor		2.0	3	2	2	2	1	1	0	0	1	0	0	0	7-11	0-0	0	6.88	46
May 13	at Oklahoma State		0.0	1	0	0	1	0	0	0	0	1	0	0	0	7-6	0-0	0	6.88	9
May 20	OKLAHOMA		3.0	1	0	0	0	2	0	0	0	0	0	0	0	6-9	0-0	0	5.85	30
May 26	vs Oklahoma		0.1	0	0	0	0	0	0	0	0	0	0	0	0	3-6	0-0	0	5.75	4
May 27	vs Kansas State		1.0	0	1	0	0	0	0	0	0	0	0	0	0	5-6	0-1	0	5.48	9
Jun 05	vs Notre Dame		2.1	2	1	1	2	3	1	0	0	0	0	0	0	1-2	0-1	0	5.32	38
Totals		0	23.2	22	15	14	12	29	7	1	1	6	0	0	0	157-13	0-1	0	5.32	-

Career Stats

Year	era	w-l	app	gs	cg	sho	sv	ip	h	r	er	bb	so	2b	3b	hr	bf	bavg	wp	hbp	bk	sfa	sha
2021	16.20	0-0	5	0	0	0/0	0	3.1	6	6	6	5	6	3	0	0	20	.400	1	0	0	0	0
2022	5.32	0-1	18	0	0	0/0	0	23.2	22	15	14	12	29	7	1	1	106	.239	6	0	0	0	2
2023	0.00	0-0	1	0	0	0/0	0	2.0	0	0	0	1	2	0	0	0	8	.000	0	0	0	0	0
TOTAL	6.21	0-1	24	0	0	0/0	0	29.0	28	21	20	18	37	10	1	1	134	.246	7	0	0	0	2



45 DEREK BRIDGES

LEFT-HANDED PITCHER
Junior | 3rd Yr. | L/L | 6-1 | 230
Duncan, OK | Duncan HS

CAREER HIGHS

Innings pitched: 2.0, Abilene Christian, Apr 26, 2022 ; at Oklahoma State, May 13, 2022
Walks allowed: 2, vs Arizona, Feb 20, 2022
Strikeouts: 3, Kent State, Feb 27, 2022 ; at Dallas Baptist, Mar 01, 2022
Batters faced: 8, Abilene Christian, Apr 26, 2022

PERSONAL: Born in Enid, Oklahoma ... son of Darren and Jana Bridges ... brother to Kelsey and Bethany ... Accounting major.

NOTES: Earned All-Big 12 honorable mention nod last season (2022) ... made 27 appearances totaling 22.0 IP - led Tech and ranked as the sixth-most by a Big 12 player ... situational left-handed reliever that 10 times tossed less than 10 pitches in his app. last year ... out of HS, ranked as the No. 3 LHP and the No. 13 player by Perfect Game ... was on the Daily Oklahoman All-State team ... helped lead H.S. team to three state championships.

2022 Game-By-Game Stats**#45 Derek Bridges - 27 appearances (All games)**

Date	Opponent	GS	IP	H	R	ER	BB	SO	2B	3B	HR	WP	BK	HBP	IBB	Score	W-L	Sv	ERA	NP
Feb 18	vs Michigan		0.1	0	0	0	0	0	0	0	0	0	0	0	0	7-6	0-0	0	0.00	1
Feb 20	vs Arizona		0.1	0	0	0	2	1	0	0	0	1	0	1	0	2-13	0-0	0	0.00	16
Feb 27	KENT STATE-2		1.2	0	0	0	1	3	0	0	0	1	0	0	0	7-5	0-0	0	0.00	24
Mar 01	at Dallas Baptist		1.0	1	0	0	0	3	0	0	0	0	0	0	0	4-3	0-0	0	0.00	21
Mar 06	MERRIMACK		0.1	1	0	0	0	0	1	0	0	0	0	0	0	12-4	0-0	0	0.00	6
Mar 08	vs Mississippi Stat		1.0	0	0	0	0	2	0	0	0	0	0	0	0	5-9	0-0	0	0.00	11
Mar 09	vs Mississippi Stat		1.2	0	0	0	1	1	0	0	0	0	0	0	0	7-2	0-0	0	0.00	30
Mar 12	at Rice		0.1	1	0	0	0	1	0	0	0	0	0	0	0	3-2	0-0	0	0.00	7
Mar 16	NEW MEXICO		0.2	1	0	0	0	0	1	0	0	0	0	0	0	11-5	0-0	0	0.00	5
Mar 20	at IOWA		0.2	1	1	0	0	0	0	0	0	0	0	0	0	3-6	0-0	0	0.00	10
Mar 22	CALIFORNIA BAP		0.2	0	0	0	0	0	0	0	0	0	0	0	0	6-3	0-0	0	0.00	7
Mar 25	TEXAS		1.0	0	0	0	0	0	0	0	0	0	0	0	0	5-4	0-0	0	0.00	17
Mar 26	TEXAS		0.2	2	0	0	0	0	1	0	0	0	0	0	0	16-12	1-0	0	0.00	12
Apr 05	at Grand Canyon		1.0	1	1	0	1	0	0	0	0	0	0	0	0	4-9	1-0	0	0.00	16
Apr 08	KANSAS STATE		1.0	0	0	0	0	0	0	0	0	0	0	0	0	6-3	1-0	0	0.00	6
Apr 12	vs Oklahoma		0.1	4	2	2	1	1	0	0	0	1	0	0	1	9-14	1-0	0	1.42	15
Apr 16	at TCU		0.1	1	0	0	0	1	1	0	0	0	0	0	0	3-11	1-0	0	1.38	9
Apr 26	ABILENE CHRISTI		2.0	3	1	1	0	1	1	0	1	0	0	0	0	5-8	1-0	0	1.80	25
Apr 30	at Baylor		0.2	0	0	0	0	1	0	0	0	0	0	0	0	11-1	1-0	0	1.72	11
May 01	at Baylor		0.0	0	1	1	1	0	0	0	0	0	0	0	0	7-11	1-0	0	2.30	7
May 13	at Oklahoma State		2.0	1	1	1	0	2	0	0	1	0	0	0	0	7-6	1-0	0	2.55	33
May 14	at Oklahoma State		0.1	0	0	0	0	1	0	0	0	0	0	0	0	9-3	1-0	0	2.50	4
May 20	OKLAHOMA		1.0	2	3	3	1	1	1	0	0	0	0	1	0	6-9	1-0	0	3.79	34
May 25	vs Kansas State		0.1	0	0	0	0	1	0	0	0	0	0	0	0	5-3	1-0	0	3.72	5
May 27	vs Kansas State		1.1	0	0	0	1	1	0	0	0	0	0	0	0	5-6	1-0	0	3.48	21
Jun 03	vs Notre Dame		0.2	0	0	0	0	2	0	0	0	0	0	0	0	2-3	1-0	0	3.38	10
Jun 04	vs UNC Greensbor		0.2	1	0	0	0	1	0	0	0	0	0	0	0	2-0	1-0	1	3.27	12
Totals		0	22.0	20	10	8	9	24	6	0	2	3	0	2	1	169-16	1-0	1	3.27	-

Career Stats

Year	era	w-l	app	gs	cg	sho	sv	ip	h	r	er	bb	so	2b	3b	hr	bf	bavg	wp	hbp	bk	sfa	sha
2021	3.97	0-0	19	0	0	0/2	1	11.1	12	7	5	0	11	1	1	2	48	.273	0	3	0	1	0
2022	3.27	1-0	27	0	0	0/1	1	22.0	20	10	8	9	24	6	0	2	94	.247	3	2	0	1	1
TOTAL	3.51	1-0	46	0	0	0/3	2	33.1	32	17	13	9	35	7	1	4	142	.256	3	5	0	2	1



46 RYAN FREE

LEFT-HANDED PITCHER

Junior | 3rd Yr. (1st at Tech) | L/L | 6-2 | 190

Frisco, TX | Frisco HS | Grayson College

CAREER HIGHS

Innings pitched: 1.0, Gonzaga, Feb 19, 2023

Walks allowed: 1, Gonzaga, Feb 19, 2023

Batters faced: 5, Gonzaga, Feb 19, 2023

PERSONAL: Father Kelly Free played baseball at Texas Tech ... mother Tracy Free played golf at Texas Tech and in LPGA ... has brother Jared Free.

NOTES: Played freshman and sophomore seasons at Grayson College (alongside teammate Dax Dathe) ... over two-year career, totaled 102.2 innings pitched with 132 strikeouts for 11.57 strikeouts per nine and an 11-4 record ... was named a second-team NJCAC All-Conference pitcher after 2021 freshman season.

2023 Game-By-Game Stats

#46 Ryan Free - 1 appearance (All games)

Date	Opponent	GS	IP	H	R	ER	BB	SO	2B	3B	HR	WP	BK	HBP	IBB	Score	W-L	Sv	ERA	NP
Feb 19	GONZAGA		1.0	1	1	1	1	0	0	0	1	0	0	0	0	12-3	0-0	0	9.00	21
Totals		0	1.0	1	1	1	1	0	0	0	1	0	0	0	0	12-3	0-0	0	9.00	-



47 ETHAN COOMBES

RIGHT-HANDED PITCHER

Senior | 6th Yr. (1st at Tech) | R/R | 6-2 | 200

Roswell, N.M. | Goddard HS | Lubbock Christian

CAREER HIGHS

Innings pitched: 1.0, Gonzaga, Feb 19, 2023

Strikeouts: 2, Gonzaga, Feb 19, 2023

Batters faced: 7, Gonzaga, Feb 19, 2023

PERSONAL: Born in Roswell, New Mexico ... son of Michelle and Frank Coombes ... brother to Brendan and Michaela Coombes ... received his bachelor's from Lubbock Christian University ... pursuing a Master's in Sports Management.

NOTES: Joins the Red Raiders after stops at three different programs over the last five years ... collegiate career started at Eastern New Mexico University (2018-20), then played one season at Howard Payne (2021) before joining Lubbock Christian's squad most recently (2022).

2023 Game-By-Game Stats

#47 Ethan Coombes - 1 appearance (All games)

Date	Opponent	GS	IP	H	R	ER	BB	SO	2B	3B	HR	WP	BK	HBP	IBB	Score	W-L	Sv	ERA	NP
Feb 19	GONZAGA		1.0	2	2	0	0	2	0	0	0	0	0	0	1	12-3	0-0	0	0.00	24
Totals		0	1.0	2	2	0	0	2	0	0	0	0	0	0	1	12-3	0-0	0	0.00	-



50

DREW WOODCOX

INFIELD/OUTFIELD

Junior | 3rd Yr. (Tech/Rice/Tech) | R/R | 6-0 | 205

Houston, TX | Woodcox HS | Texas Tech | Rice

CAREER HIGHS

Hits: 2, South Florida, Mar 26, 2021

Home runs: 2, South Florida, Mar 26, 2021

Total bases: 8, South Florida, Mar 26, 2021

RBI: 4, South Florida, Mar 26, 2021

Runs scored: 2, Gonzaga, Mar 09, 2021 ; South Florida, Mar 26, 2021

Walks: 2, Gonzaga, Mar 09, 2021

Hit by pitch: 2, South Florida, Mar 26, 2021

PERSONAL: Born in Houston, Texas ... son of Joe and Kristen Woodcox ... brother to Wilson and Bella Woodcox ... national Honor Society recipient in high school ... plans to major in Finance.

NOTES: About to begin a second stint with the Red Raiders ... spent freshman season at Texas Tech in 2021 before transferring to Rice for sophomore season in 2022 ... appeared in 30 games and made 24 starts at Rice last season ... saw action in 20 games with eight starts as a Red Raider in 2021.

2023 Game-By-Game Stats

#50 Drew Woodcox - 1 game (All games)

Date	Opponent	Pos	AB	R	H	RBI	2B	3B	HR	BB	SB	CS	HBP	SAC	SF	GDP	K	PO	A	E	Avg
Feb 19	GONZAGA	ph	1	1	0	0	0	0	0	0	0	0	0	0	0	0	0	0	0	0	.000
Totals		ogs	1	1	0	0	0	0	0	0	0	0	0	0	0	0	0	0	0	0	.000

On base pct. .000 • Slugging pct. .000



51

ZACH ERDMAN

LEFT-HANDED PITCHER

Freshman | 1st Yr. | R/L | 6-2 | 185

Keller, TX | Keller HS

CAREER HIGHS

Innings pitched:

Walks allowed:

Strikeouts:

Batters faced:

PERSONAL: Born in The Woodlands ... son of David and Donna Erdman ... has one sibling, Ashton ... majoring in Business/Finance.

NOTES: Earned an honorable mention nod for the TSWA/Blue Bell 6A All-State Team ... named to District 4-6A First-Team ... recorded 60 innings pitched and 90 strikeouts for a 2.00 ERA ranked the No. 16 left-handed pitcher in the state of Texas and the No. 155 player in the nation by Perfect Game.

2023 Game-By-Game Stats



52

JOSH SANDERS

RIGHT-HANDED PITCHER

Junior | 3rd Yr. | R/R | 6-3 | 180

Yukon, OK | Yukon HS

CAREER HIGHS

Innings pitched: 4.0, at Rice, Mar 11, 2022

Walks allowed: 3, at Abilene Christian, May 03, 2022

Strikeouts: 5, at Rice, Mar 11, 2022

Batters faced: 14, at Rice, Mar 11, 2022

PERSONAL: Born in Yukon, Oklahoma ... son to Theresa Hall and Bill Sanders ... brother to Kelsey Sanders ... majoring in Kinesiology.

NOTES: Earned first career save on March 11 at Rice; it was a 4.0 inning zero run, one-hit effort to close the game ... logged first career win on March 25 versus then-No. 2 Texas.

2023 Game-By-Game Stats

#52 Josh Sanders - 2 appearances (All games)

Date	Opponent	GS	IP	H	R	ER	BB	SO	2B	3B	HR	WP	BK	HBP	IBB	Score	W-L	Sv	ERA	NP
Feb 17	GONZAGA		1.0	0	0	0	0	0	0	0	0	0	0	0	0	8-4	0-0	0	0.00	18
Feb 20	GONZAGA		2.0	1	3	0	0	1	0	0	1	0	0	0	0	9-8	0-0	0	0.00	28
Totals		0	3.0	1	3	0	0	1	0	0	1	0	0	0	0	17-12	0-0	0	0.00	-

2022 Game-By-Game Stats

#52 Josh Sanders - 18 appearances (All games)

Date	Opponent	GS	IP	H	R	ER	BB	SO	2B	3B	HR	WP	BK	HBP	IBB	Score	W-L	Sv	ERA	NP
Feb 18	vs Michigan		1.0	3	1	1	0	1	0	0	0	0	0	0	0	7-6	0-0	0	9.00	29
Feb 27	KENT STATE-2		1.0	3	3	3	0	1	0	0	0	0	0	1	0	7-5	0-0	0	18.00	18
Mar 06	MERRIMACK		1.2	2	2	1	1	2	0	0	0	1	0	0	0	12-4	0-0	0	12.27	36
Mar 11	at Rice		4.0	1	0	0	1	5	0	0	0	0	0	0	0	10-1	0-0	1	5.87	50
Mar 16	NEW MEXICO		2.0	1	1	1	0	2	0	1	0	0	0	0	0	11-5	0-0	1	5.59	34
Mar 22	CALIFORNIA BAP		1.1	0	0	0	1	2	0	0	0	0	0	0	0	6-3	0-0	1	4.91	21
Mar 25	TEXAS		2.0	1	0	0	0	3	1	0	0	0	0	0	0	5-4	1-0	1	4.15	31
Mar 27	TEXAS		1.1	4	2	2	0	2	1	0	0	0	0	0	0	1-12	1-0	1	5.02	21
Apr 03	at Kansas		1.0	2	1	1	0	0	0	0	0	0	0	0	0	5-8	1-0	1	5.28	19
Apr 10	KANSAS STATE		2.0	2	0	0	1	3	0	0	0	0	0	0	1	7-6	1-0	1	4.67	27
Apr 12	vs Oklahoma		0.2	2	2	2	0	0	0	0	1	0	0	0	0	9-14	1-0	1	5.50	13
Apr 19	at New Mexico		2.0	5	2	2	0	1	0	0	1	0	0	0	0	10-11	1-0	1	5.85	37
Apr 24	WEST VIRGINIA		0.2	3	2	2	0	1	1	0	0	0	0	0	0	4-15	1-0	1	6.53	14
Apr 26	ABILENE CHRISTI		0.0	0	1	1	1	0	0	0	0	0	0	0	0	5-8	1-0	1	6.97	6
May 03	at Abilene Christian		0.1	0	1	1	3	0	0	0	0	0	0	0	0	16-12	1-0	1	7.29	18
May 13	at Oklahoma State		0.2	1	1	1	0	0	1	0	0	0	0	0	0	7-6	1-0	1	7.48	10
May 15	at Oklahoma State		0.2	3	2	2	1	0	1	0	0	0	0	0	0	6-4	1-0	1	8.06	19
Jun 05	vs Notre Dame		2.2	3	0	0	0	3	0	0	0	0	1	1	0	1-2	1-0	1	7.20	43
Totals		0	25.0	36	21	20	9	26	5	1	2	1	1	2	1	129-12	1-0	1	7.20	-

Career Stats

Year	era	w-l	app	gs	cg	sho	sv	ip	h	r	er	bb	so	2b	3b	hr	bf	bavg	wp	hbp	bk	sfa	sha
2021	2.89	0-0	8	0	0	0/0	0	9.1	10	4	3	4	10	4	0	0	42	.286	3	1	0	1	1
2022	7.20	1-0	18	0	0	0/0	1	25.0	36	21	20	9	26	5	1	2	120	.333	1	2	1	1	0
2023	0.00	0-0	2	0	0	0/0	0	3.0	1	3	0	0	1	0	0	1	13	.083	0	0	0	0	0
TOTAL	5.54	1-0	28	0	0	0/0	1	37.1	47	28	23	13	37	9	1	3	175	.303	4	3	1	2	1



53

NOLAN FOSTER

RIGHT-HANDED PITCHER

Freshman | 1st Yr. | R/R | 6-3 | 175

McKinney, TX | McKinney Boyd HS

CAREER HIGHS

Innings pitched:

Walks allowed:

Strikeouts:

Batters faced:

PERSONAL: Born in Plano, Texas ... son to Jennifer and Blair Foster ... has one older sibling, Reed, and two younger siblings Margaret and Megan ... plans to major in business marketing at Texas Tech.

NOTES: Perfect Game Texas Region All High School Senior Second Team ... ranked the No. 54 RHP in Texas by Perfect Game ... played summer ball for USA Prime National (2022).

2023 Game-By-Game Stats



54

JACK LIVINGSTONE

RIGHT-HANDED PITCHER

Freshman | 1st Yr. | R/R | 6-3 | 195

Lucas, TX | Lovejoy HS

CAREER HIGHS

Innings pitched:

Walks allowed:

Strikeouts:

Batters faced:

PERSONAL: Born in Plano, TX ... son of Brad and Jennifer Livingstone ... siblings Bradley and Parker ... major in University Studies.

NOTES: Named a Third Team Blue Bell/TSWA Class 5A All-State selection ... chosen as UIL District 10-5A Pitcher of the Year ... voted as Dallas Morning News Pitcher of the Year in 2022 ... finished senior year with a 0.75 ERA in 55.1 innings pitched, an 8-1 record on the mound and 67 strikeouts to just 16 hits, equaling to about 0.29 hits allowed per inning pitched.

2023 Game-By-Game Stats



TV/RADIO ROSTER



DILLON CARTER
Jr. | 4th Yr. | OF | L/R
Flower Mound, TX
Argyle HS



GAGE HARRELSON
Fr. | 1st Yr. | OF | L/L
Warner Robins, GA
Houston County HS



TRACER LOPEZ
Fr. | 1st Yr. | INF | L/R
Rosebud, TX
C.H. Yoe HS



KEVIN BAZZELL
Rr. | 2nd Yr. | C/INF | R/R
Rockwall, TX
Rockwall-Heath HS



HUDSON WHITE
So. | 2nd Yr. | C/INF | R/R
Keller, TX
Byron Nelson HS



JERIC CURTIS
Fr. | 1st Yr. | OF | R/R
Cypress, TX
Tomball Memorial HS



CADE MCGARRH
Fr. | 1st Yr. | INF | L/R
Frisco, TX
Frisco Liberty HS



ZAC VOOLETICH
Sr. | 5th Yr. | INF/OF | R/R
San Antonio, TX
TR - Navarro JC



TY COLEMAN
Sr. | 5th Yr. | INF/OF | R/R
Midland, TX
TR - Texas A&M



ANDREW DEVINE
Jr. | 4th Yr. | RHP | R/R
Simi Valley, CA
Simi Valley HS



GAVIN KASH
So. | 2nd Yr. | INF | L/R
Sour Lake, TX
TR - Texas




WILL BURNS
Fr. | 1st Yr. | INF | R/R
Mission Viejo, CA
Trabuco Hills, HS



AUSTIN GREEN
Jr. | 3rd Yr. | INF/OF | S/R
Diana, TX
TR - Weatherford JC



MASON MOLINA
So. | 2nd Yr. | LHP | R/L
Rancho Santa Margarita, CA
Trabuco Hills HS




OWEN WASHBURN
So. | 2nd Yr. | RHP/OF | L/R
Webster, WI
Webster, HS



DYLAN MAXCEY
Fr. | 1st Yr. | C | R/R
Friendswood, TX
Friendswood HS



TABER FAST
Fr. | 1st Yr. | LHP/UTL | L/L
Chehalis, Wash.
Olympia HS



BO BLESSIE
Sr. | 5th Yr. | RHP | R/R
Midland, TX
TR - Midland College



DAMIEN BRAVO
Fr. | 1st Yr. | UTL | R/R
Haltom City, TX
Haltom HS



TRENDAN PARISH
So. | 2nd Yr. | RHP | R/R
Poolville, TX
Southwest Christian HS



RYAN RROME
So. | 2nd Yr. | INF/OF | L/R
Katy, TX
Katy HS




ZANE PETTY
Fr. | 1st Yr. | RHP | R/R
Corsicana, TX
Corsicana HS



GARRETT CROWLEY
Sr. | 5th Yr. | LHP | L/L
Queens, NY
TR - Fordham



DAX DATHE
Jr. | 4th Yr. | RHP | R/R
Roundrock, TX
TR - Grayson



JACOB ROGERS
Fr. | 1st Yr. | RHP | R/R
Friendswood, TX
Friendswood HS



JASE LOPEZ
Jr. | 4th Yr. | RHP | R/R
Brook, TX
TR - Weatherford JC



BRENDAN GIRTAN
RSo. | 3rd Yr. | RHP | R/R
Gage, OK
Shattuck HS




NOLEN HESTER
Sr. | 5th Yr. | OF | L/L
Mount Pleasant, TX
TR - Wofford



KYLE ROBINSON
So. | 2nd Yr. | RHP | R/R
Vienna, VA
George C Marshall HS



BRENDAN LYSIK
So. | 2nd Yr. | LHP | L/L
Waldwick, NJ
St. Joseph Regional HS



BRANDON BECKEL
Jr. | 3rd Yr. | RHP | R/R
San Antonio, TX
Antonion College Prep



DEREK BRIDGES
Jr. | 3rd Yr. | LHP | L/L
Duncan, OK
Duncan HS




RYAN FREE
Jr. | 3rd Yr. | LHP | L/L
Frisco, TX
TR - Grayson College



ETHAN COOMBES
Sr. | 6th Yr. | RHP | R/R
Roswell, NM
TR - Lubbock Christian




DREW WOODCOX
Jr. | 3rd Yr. | INF/OF | R/R
Houston, TX
TR - Rice



ZACH ERDMAN
Fr. | 1st Yr. | LHP | R/L
Keller, TX
Keller HS



JOSH SANDERS
Jr. | 3rd Yr. | RHP | R/R
Yukon, OK
Yukon HS



NOLAN FOSTER
Fr. | 1st Yr. | RHP | R/R
McKinney, TX
McKinney Boyd HS



JACK LIVINGSTONE
Fr. | 1st Yr. | RHP | R/R
Lucas, TX
Lovejoy HS



TIM TADLOCK
Head Coach
11th Season



J-BOB THOMAS
Asst. Coach
11th Season



MATT GARDNER
Asst. Coach
10th Season



ERIC GUTIERREZ
Volunteer Asst.
5th Season



RAY HAYWARD
Special Asst.
11th Season



JOE HUGHES
Dir. of Operations
11th Season