

GAMES 1-4 | Zags (0-0) vs. Texas Tech (0-0) | Feb. 17-20 Lubbock, Texas | Dan Law Field at Rip Griffin Park



GONZAGA BULLDOGS

Head Coach: Mark Machtolf | at Gonzaga: 558-435-2 (20 seasons) | Overall: Same
2022 Overall: 37-19 | Home: 11-4 | Away: 20-9 | Neutral: 6-6
Last Game: Fell to #3-seed Columbia in Blacksburg Regional, 15-6



TEXAS TECH RED RAIDERS

Head Coach: Tim Tadlock | at TTU: 301-155 (8 seasons) | Overall: Same
2022 Overall: 39-22 | Home: 21-5 | Away: 13-9 | Neutral: 5-8
Last Game: Fell to #2-seed Notre Dame in the Statesboro Regional, 2-1

ALL-TIME SERIES

- Gonzaga is 1-4 all-time against Texas Tech, most recently dropping a pair of narrow 5-4 decisions in a two-game swing in Lubbock in 2021. Before that, the two programs hadn't squared off since 2010, when GU split a pair of games in Lubbock.
- In the Zags' lone win against Tech in 2010, they hit the most home runs in a single game in program history (8), with four Zags homering twice each.
- Four of the five games between the two teams have been in Lubbock, with one matchup in 2009 taking place in Palm Springs, Calif.
- This is the 67th time since 2016 GU has played a team that made the NCAA Tournament the year prior. The Zags are 33-33 in last 66.

PROBABLE STARTERS



Wild



Deschryver



Mullan



Buckner

FEB. 17 | 12 P.M. PST

RHP Owen Wild (74.1 IP, 9-1, 3.03 ERA IN 2022) VS. RHP Kyle Robinson (11.2 IP, 1-0, 4.63 ERA IN 2022)

FEB. 18 | 12 P.M. PST

RHP Nate Deschryver (DNP IN 2022) VS. LHP Mason Molina (57.2 IP, 2-5, 3.90 ERA IN 2022)

FEB. 19 | 12 P.M. PST

LHP Bradley Mullan (20.1 IP, 1-0, 5.75 ERA IN 2022) VS. RHP Bo Blessie (7.2 IP, 0-0, 8.22 ERA)

FEB. 20 | 9 A.M. PST

RHP Ty Buckner (16.1 IP, 0-0, 1.10 ERA IN 2022) VS. TBA

SEASON-OPENING NOTES / EARLY RETURNS

- Gonzaga was picked to win its third straight WCC Crown in the 2023 Coaches' Poll, receiving 6 of 10 first-place votes. San Diego, which won the 2023 WCC Tournament to get an automatic bid to the NCAA Tournament, earned the other four.
- A league-leading four Zags were named to the WCC Preseason Team, with Grayson Sterling, Savi-er Pinales, Cade McGee and Owen Wild all earning nods.
- For the first season since 2016, the Bulldogs will be opening their season outside of Arizona after appearing in the Sanderson Ford Collegiate Baseball Classic in Surprise, Ariz. the last six seasons.
- GU is coming off a program-best No. 10 ranking and its second straight year with a win in the NCAA Tournament in 2022 — the first time in program history the Zags have done so since 1984 — after appearing as a #2 seed in the 2022 Blacksburg Regional.
- Owen Wild was named a Preseason Second Team All-American by Collegiate Baseball News. GU was ranked No. 38 nationally in Collegiate Baseball's Preseason Poll.

ON AIR

LIVE STREAM

Big 12 NOW on ESPN+

RADIO

Texas Tech / The Varsity Network

LIVE STATS

GoZags.com

2023 SCHEDULE/RESULTS (H: 0-0; A: 0-0; N: 0-0)

Date	Opponent	Time/Result
February 17 (Fri)	at Texas Tech	11 a.m.
February 18 (Sat)	at Texas Tech	11 a.m.
February 19 (Sun)	at Texas Tech	11 a.m.
February 20 (Mon)	at Texas Tech	9 a.m.
February 24 (Fri)	vs. Ohio State^	1 p.m.
February 24 (Fri)	at Grand Canyon	6 p.m.
February 25 (Sat)	at Grand Canyon	1 p.m.
February 26 (Sun)	vs. Ohio State^	11 a.m.
March 3 (Fri)	at Tennessee	3:30 p.m.
March 4 (Sat)	at Tennessee	3 p.m.
March 5 (Sun)	at Tennessee	10 a.m.
March 10 (Fri)	vs. UC Irvine	6 p.m.
March 11 (Sat)	vs. UC Irvine	6 p.m.
March 12 (Sun)	vs. UC Irvine	1 p.m.
March 14 (Tue)	at Minnesota	6 p.m.
March 15 (Wed)	at Minnesota	3 p.m.
March 17 (Fri)	vs. San Francisco *	6 p.m.
March 18 (Sat)	vs. San Francisco *	6 p.m.
March 19 (Sun)	vs. San Francisco *	1 p.m.
March 21 (Tue)	vs. Washington State	6 p.m.
March 24 (Fri)	at Pepperdine *	3 p.m.
March 25 (Sat)	at Pepperdine *	1 p.m.
March 26 (Sun)	at Pepperdine *	1 p.m.
March 30 (Thu)	vs. BYU *	6 p.m.
March 31 (Fri)	vs. BYU *	6 p.m.
April 1 (Sat)	vs. BYU *	6 p.m.
April 6 (Thu)	vs. San Diego *	8 p.m.
April 7 (Fri)	vs. San Diego *	6 p.m.
April 8 (Sat)	vs. San Diego *	12 p.m.
April 10 (Mon)	at Oregon State	6 p.m.
April 11 (Tue)	at Oregon State	5:35 p.m.
April 14 (Fri)	at Loyola Marymount *	6 p.m.
April 15 (Sat)	at Loyola Marymount *	6 p.m.
April 16 (Sun)	at Loyola Marymount *	1 p.m.
April 18 (Tue)	vs. Washington State	6 p.m.
April 21 (Fri)	at Portland *	6 p.m.
April 22 (Sat)	at Portland *	3 p.m.
April 23 (Sun)	at Portland *	1 p.m.
April 25 (Tue)	at Oregon	5:05 p.m.
April 26 (Wed)	at Oregon	5:05 p.m.
April 28 (Fri)	vs Pacific *	6 p.m.
April 29 (Sat)	vs Pacific *	6 p.m.
April 30 (Sun)	vs Pacific *	12 p.m.
May 2 (Tue)	at Washington State	TBD
May 5 (Fri)	vs Saint Mary's *	6 p.m.
May 6 (Sat)	vs Saint Mary's *	6 p.m.
May 7 (Sun)	vs Saint Mary's *	TBD
May 12 (Fri)	vs. Oklahoma	6 p.m.
May 13 (Sat)	vs. Oklahoma	6 p.m.
May 14 (Sun)	vs. Oklahoma	3 p.m.
May 19 (Fri)	at Santa Clara *	6 p.m.
May 20 (Sat)	at Santa Clara *	6 p.m.
May 21 (Sun)	at Santa Clara *	1 p.m.
May 24-27	WCC Tournament @	

All times Pacific

* West Coast Conference game

^ Neutral - GCU Ballpark (Phoenix, AZ)

@ WCC Championships (Stockton, CA)



GONZAGA BULLDOGS BASEBALL

GENERAL INFORMATION

Location: Spokane, Wash.

Founded: 1887

Enrollment: 7,501

Nickname: Bulldogs

Colors: Blue (R-0 G-41 B-103), Red (R-179 G-25 B-52), White (R-255 G-255 B-255), and Gray (R-195, G-199, B-203)

Facility (Capacity): Patterson Baseball Complex and Coach Steve Hertz Field Presented by Washington Trust (1,500)
Dimensions (L to R): 328, 370, 400, 370, 328

Conference (Affiliation): West Coast (NCAA Div. I)

President: Dr. Thayne M. McCulloh

Athletic Director: Chris Standiford

Faculty Athletic Representative: Peggy Sue Loroz

TEAM INFORMATION

Head Coach (Alma Mater, Year):

Mark Machtolf (Stanford '87)

Record at GU (Years): 558-435-2 (20th as head coach; 32nd total)

Overall Record (Years): Same

Associate Head Coach:

Brandon Harmon, 11th season (Gonzaga '08)

Assistant Coach:

Sean Winston, Eighth season (Hawaii Pacific '10)

Assistant Coach:

Antonio Garcia, First Season (Kansas' 20)

Director of Baseball Operations:

Evan Wells, Fifth season (Gonzaga '09)

Athletic Trainer: Eric Gunning, 16th season

2022 Overall Record: 37-19

2021 WCC Record (Finish): 20-7 (First)

Postseason: NCAA Regionals

Letterwinners Returning/Lost: N/A

Starters Returning/Lost: N/A

Baseball Phone: 509-313-4078

HISTORY

First year of baseball:

Records incomplete before 1960

All-time record: 1627-1374-9 (since '60)

WCC Championships (Last):

6 (2022 WCC Champions)

Most Wins: 48 (1981)

Highest Win Percentage: 34-10/.773 (1971)

NCAA Regional Appearances/Last: 9/2022

ATHLETIC MEDIA RELATIONS

Primary Contact:

Connor Gilbert, Sports Info Assistant

Office Phone: 509-313-6373

Cell: 509-481-3375

SID E-mail: gilbertc@gonzaga.edu

Online: www.GoZags.com

Twitter: @ZagBaseball

Instagram: @ZagBaseball

Facebook: /GUBaseball

'MADE-FOR-RPI' SCHEDULE

- 13 of GU's 19 opponents in 2023 finished last season in the Top 150 in the NCAA's final RPI ranking, with two of those opponents — Tennessee and Oregon State — finishing No. 1 and No. 2 in those final rankings before hosting NCAA Regionals. Other highlights include a three-game series with 2022 College World Series Runner-Up Oklahoma in Spokane and a two-game midweek matchup with Oregon in Eugene.

- Zags will have a pair of crucial home series back-to-back with BYU (March 30-April 1) and 2022 WCC Tournament Champions and NCAA Regional qualifiers San Diego (April 6-8) coming to Patterson.

- A road trip to Corvallis, Ore. for two midweek games with Oregon State is up next on April 10-11, marking the 13th and 14th time they've squared off in the last five years. The Zags went 1-3 against the Beavs in 2022, dropping a pair of neutral site games in Surprise to start the year but splitting a pair on the road, with GU's 13-6 win becoming their highest-ranked win in history.

OWEN WILD NAMED PRESEASON ALL-AMERICAN

- Gonzaga RHP Owen Wild was named a Preseason Second Team All-American by Collegiate Baseball Newspaper, the outlet announced.

- The honor makes it back-to-back years that a GU pitcher picks up preseason All-America honors from the outlet after Gabriel Hughes did the same in 2022.

Initially appearing as a reliever last spring before taking over as a starter in the absence of William Kempner due to injury, Wild gained momentum as the season went on, accumulating a 9-1 record to go with a team-best 3.03 ERA and 83 strikeouts in 16 appearances. Wild's breakout year culminated in an All-Blacksburg Regional Team nod after pitching six shutout innings of relief to help cue a Bulldogs rally in an NCAA Tournament game against Wright State, as well as All-WCC Tournament and All-WCC Honorable Mention honors.

- Wild's .900 career winning percentage is the highest of any GU pitcher with at least 10 games of record, and the fourth-highest in a single season.

PITCHING ROUNDUP

- The Zags lost three starters (Gabriel Hughes, William Kempner and Trystan Vrieling) and a crucial reliever (Brody Jessee) to the MLB Draft as well as two more (Michael Spellacy and Nico Zeglin) to graduation, but return RHP

Owen Wild (9-1 in 2022, 3.03 ERA), who will move into the Friday starting role after a strong finish to 2022 that saw him pick up All-WCC Tournament and All-Blacksburg Regional honors.

- GU brings in some experienced newcomers in RHP Ty Buckner (Missouri St transfer,) and RHP Jeff Nelson, who was the NWAC Pitcher of the Year in 2022 at Mt. Hood CC (Ore.).

- Jacob Rutherford, who held opposing batters to a .169 average in 2022, the third-best in a single season in program history.

- Blue-chip freshmen Payton Graham (No. 8 overall recruit in WA on Perfect Game, No. 5 RHP) and Matthew Mueller (No. 1 LHP in WI, No. 12 overall) also look to make an impact in their first year at GU.

RETURNER-FILLED LINEUP

- DH Brian Kalmer, the 2022 NJCAA Player of the Year out of Wabash Valley, brings some power to the lineup to help replace the loss of 2022 All-WCC C/DH Tyler Rando to graduation. Kalmer batted .421 to go with 20 homers and 109 RBI against JuCo opponents in 2022.

- GU returns 5 of its top 6 hitters by average from last spring, led by 2022 Freshman All-American Cade McGee, Savier Pinales, Grayson Sterling, Enzo Apodaca and Ezra Samperi.

- The Zags get back starters at every position except first base, including WCC Defensive Player of the Year Connor Coballes at shortstop, who finished the season ranked among the Top 50 in the nation's toughest to strike out and 130 assists to just 7 errors.

2022 HIGHLIGHTS

- The Zags' 37 wins match the fifth-most in program history and are the most under Head Coach Mark Machtolf. The 37 victories are also the most in 32 years when GU won 37 games in 1990.

- The Bulldogs appeared in the NCAA Tournament for the 12th time in program history, and for the fourth time in the last six tournaments (2022, 2021, 2018, 2016).

- The Zags clinched their second straight regular season conference title and the sixth in program history. GU has won either the WCC's regular season or tournament title in five of the last six seasons.

- The Bulldogs appeared in the NCAA Tournament for the 12th time in program history, and for the fourth

WCC PRESEASON POLL

	PTS	2022 OVER
1. GONZAGA	78 (6)	37-19 (20-7)
2. San Diego	73 (4)	37-20 (17-10)
3. BYU	62	33-20 (16-11)
4. Portland	58	32-23 (17-10)
5. LMU	48	20-33-1 (14-14)
6. Pepperdine	38	24-26 (12-15)
7. Santa Clara	35	24-29 (11-16)
8. Saint Mary's	27	25-30 (9-18)
9. San Francisco	20	28-28 (14-13)
10. Pacific	11	14-38 (5-22)

PRESEASON ALL-WCC

POSITION PLAYERS

Diego Baqueiro, LMU

Jack Costello, San Diego

Cole Gambill, BYU

Jake Holcroft, Portland

Cade McGelke, Gonzaga

John Peck, Pepperdine

Savier Pinales, Gonzaga

Ozzie Pratt, BYU

Kevin Sim - San Diego

Grayson Sterling, Gonzaga

PITCHERS

Peter Allegro, Portland

Diego Barrera, LMU

Brock Gillis, Portland

Jack Sterner, BYU

Owen Wild, Gonzaga



time in the last six tournaments (2022, 2021, 2018, 2016).

- Mark Machtolf was named the WCC Coach of the Year, while Connor Coballes and Cade McGee were named the league's Defensive Player of the Year and Freshman of the Year. Machtolf earned the honor for the fifth time, and second straight season, and for the third time since 2017.

- Gonzaga won all nine of its West Coast Conference series in 2022, finishing 20-7 in conference play. It marked the first time the Bulldogs have ever won every WCC series in a season since joining the league in 1996. The Zags lost only one weekend series this season, dropping a pair of games to Long Beach State on the road in March.

- GU matched its record for most West Coast Conference wins in a season at 20. The Bulldogs were 20-7 in WCC play in 2017, 2021, and 2022.

- The Bulldogs were 10th in the country with six shutouts and seventh with 10.7 strikeouts per nine innings. They led the WCC in both of those stat categories. GU was 15th in the nation in Earned Run Average (3.95) and 19th in Fielding Percentage (.979).

- The Bulldogs' No. 10 ranking was the highest under Mark Machtolf's 19 seasons at the helm.

- GU boasted three wins over Top-5 teams, going 4-1 versus Top-10 competition, including a 13-6 victory at No. 2 Oregon State on April 18, the highest-ranked foe the Zags have ever beat.

HISTORY IN CORVALLIS

- On April 18, Gonzaga traded blows early with No. 2 Oregon State, but cruised to an 11-6 lead after a seven-run third frame and didn't look back en route to a 13-6 win — the highest-ranked opponent they've beaten in program history.

- Jacob Rutherford put together the best performance of his career over four frames on the mound, striking out a career-high six while holding the Beavers to just one run in that span

for his second win of the season. Zeglin earned the save with three frames of scoreless relief, striking out five more in the process.

SWEEPING IN STILLWATER

- In its first-ever sweep over a Top-10 team, GU knocked off No. 4 Oklahoma State 4-3 on March 4, 2-1 in the tenth inning on March 5 and 2-1 on March 6 in Stillwater, Okla.

- Thanks largely to dominant starts from starting pitchers Gabriel Hughes (7 IP, 3 ER, 1 BB, 11 K), William Kempner (6.1 IP, 0 ER, 3 BB, 5 K) and Tyrtan Vrieling (5 IP, 0 ER, 4 BB, 13 K) and shut-down infield defense that held the Cowboys to just five runs on 17 hits over the series.

- The Bulldogs never trailed in any game of the three-game road series.

BLACKSBURG REGIONAL

- GU's #2 seed matched a program-best set in 2021.

- After falling to #3-seed Columbia 8-2 in game one, Gonzaga came away with an NCAA Tournament win in back-to-back seasons for the first time in program history after rallying to eliminate #4-seed Wright State in game two, 11-9.

- The Bulldogs were eliminated by the Lions in their third game, falling 15-6.

30 WINS AGAIN IN 2022

Gonzaga surpassed 30 wins for the sixth straight full season and ninth time in the last 11 seasons in 2022, finishing the season with a 37-19 overall record. During head coach Mark Machtolf's now 20 years at the helm, GU has won at least 30 games 12 times.

ZAGS IN THE MLB DRAFT

(SINCE 2010)

Player.....Round/Overall.....Team

2022

Gabriel Hughes.....1st/10th.....Colorado
Trystan Vrieling.....3rd/100th.....New York (AL)
William Kempner.....3rd/106th.....San Francisco
Brody Jessee.....10th/303rd.....Cincinnati

2021

Brett Harris.....7th/218th.....Oakland
Ernie Yake.....10th/309th.....Minnesota
Alek Jacob.....16th/490th.....San Diego

2019

Casey Legumina.....8th/239th.....Minnesota
Troy Johnston.....17th/501st.....Miami
Austin Pinorini.....22nd/670th.....Cleveland

2018

Daniel Bies.....7th/217th.....New York (AL)
Gunnar Schubert.....28th/837th.....Miami
Casey Legumina.....35th/1063rd.....Cleveland

2017

Wyatt Mills.....3rd/93rd.....Seattle
Eli Morgan.....8th/252nd.....Cleveland
Tyler Frost.....15th/447th.....Chicago (AL)
Jeff Bohling.....17th/506th.....Colorado

2016

Brandon Bailey.....6th/172nd.....Oakland
Joey Harris.....9th/274th.....Washington
Wyatt Mills.....17th/510th.....Tampa Bay
Taylor Jones.....19th/577th.....Houston
Hunter Wells.....23rd/683rd.....Florida
Gage Burland.....26th/788th.....New York (AL)

2015

Andrew Sopko.....7th/222nd.....Los Angeles (NL)
Mitch Gonsolus.....10th/291st.....Boston
Taylor Jones.....35th/1043nd.....Chicago (NL)

2014

Derek Callahan.....16th/482nd.....New York (AL)

2013

Marco Gonzales.....1st/19th.....St Louis
Tyler Olson.....7th/207th.....Seattle
Arturo Reyes.....40th/1205th.....St Louis

2012

Royce Bolinger.....6th/216th.....Texas
Tyler Olson.....17th/529th.....Oakland

2011

Cody Martin.....7th/236th.....Atlanta
Ryan Carpenter.....7th/240th.....Tampa Bay
Cameron Edman.....29th/875th.....Baltimore
Tyler Chism.....43rd/1296th.....Kansas City

2010

Drew Heid.....9th/294th.....Los Angeles (AL)
Cody Martin.....20th/615th.....Minnesota

ZAGS WHO MADE IT TO THE SHOW

	Player	Dates Played	MLB Debut
1.	Dave Skeels	1910 - 1910	09-14-1910
2.	Leon Cadore	1906 - 1908	04-28-1915
3.	Mel Ingram	1925 - 1928	07-24-1929
4.	Jack Spring	1951 - 1951	04-16-1955
5.	Rich Beck	1961 - 1962	09-14-1965
6.	Lenn Sakata	1973 - 1974	07-21-1977
7.	Mike Davey	1972 - 1974	08-13-1977
8.	Rick Sweet	1973 - 1975	04-08-1978
9.	Casey Parsons	1973 - 1976	05-31-1981
10.	Tom Gorman	1977 - 1980	09-02-1981
11.	T.R. Bryden	1980 - 1981	04-10-1986
12.	Mike Redmond	1990 - 1993	05-31-1998
13.	Jason Bay	1998 - 1999	05-24-2003
14.	Bo Hart (Cabrillo)	1999 - 2000	06-19-2003
15.	Clay Mortensen	2006 - 2007	06-29-2009
16.	Kevin Richardson	2001 - 2002	08-17-2009
17.	Steve Ames	2009 - 2009	07-30-2013
18.	Marco Gonzales	2011 - 2013	06-25-2014
19.	Cody Martin	2008 - 2011	04-07-2015
20.	Tyler Olson	2009 - 2013	04-07-2015
21.	Brett Nicholas	2008 - 2009	04-11-2016
22.	Ryan Carpenter	2009 - 2011	04-01-2018
23.	Brandon Bailey	2014 - 2016	07-26-2020
24.	Taylor Jones	2013 - 2016	07-26-2020
25.	Wyatt Mills	2014 - 2016	05-01-2021
26.	Eli Morgan	2016 - 2017	05-28-2021
27.	Michael Rucker	2013 - 2013	07-30-2021

WHERE ARE THEY NOW?

Former GU Players	Year	Round	Overall	Position	Current Team	Highest Level	MLB Yrs.
Gabriel Hughes	2022	1	10	p			—
Trystan Vrieling	2022	3	100	p			—
William Kempner	2022	3	106	p			—
Brody Jessee	2022	10	306	p			—
Tyler Rando	2022	—	udfa	dh/c			—
Brett Harris	2021	7	218	3b-ss	Midland Rockhounds	AA	—
Ernie Yake	2021	10	309	3b-2b	Wichita Wind Surge	AA	—
Alek Jacob	2021	16	490	p	El Paso Chihuahuas	AAA	—
Mac Lardner	2020	—	udfa	p	Lansing Lugnuts	A+	—
Casey Legumina	2019	8	239	p	Wichita Wind Surge	AA	—
Troy Johnston	2019	17	501	1b	Pensacola Blue Wahoos	AA	—
Wyatt Mills	2017	3	93	p	Boston Red Sox	MLB	2021-22
Eli Morgan	2017	8	252	p	Cleveland Guardians	MLB	2021-22
Taylor Jones	2016	19	577	1b-lf	Houston Astros	MLB	2020-21
Marco Gonzales	2013	1	19	p	Seattle Mariners	MLB	2014-22
Tyler Olson	2013	7	207	p	Portland Sea Dogs	MLB	2015-19



2023 NUMERICAL ROSTER

NO.	NAME	POS	HT	WT	B/T	YR	HOMETOWN / PREVIOUS SCHOOL
1	Hank Dunn	OF	6-0	175	R/R	Jr.	Eureka, Mont. / Lincoln County HS / Yakima Valley CC
2	Savier Pinales	SS	5-9	160	S/R	Sr.	Milwaukee, Wisc. / Riverside HS / Wabash Valley CC
3	Enzo Apodaca	INF	5-9	180	L/L	R-So.	Scottsdale, Ariz. / Chaparral HS
4	Connor Coballes	INF	5-11	185	R/R	Sr.	Spokane, Wash. / Gonzaga Prep / Yakima Valley College
6	Grayson Sterling	INF/OF	6-3	185	L/R	R-Jr.	Boise, Idaho / Capital HS
7	Sam Canton	OF	5-11	190	L/L	So.	Port Orchard, Wash. / South Kitsap HS
9	Logan Johnstone	OF	5-11	170	L/R	So.	Los Gatos, Calif. / Los Gatos HS
11	Brock Bozett	INF	6-1	195	R/R	Jr.	Spokane, Wash. / Ferris HS / Spokane CC
12	Cade McGee	RHP/3B	6-1	195	R/R	So.	Tucson, Ariz. / Salpointe Catholic HS
13	Dylan Johnson	OF	5-10	175	L/L	Sr.	Blythe, Calif. / Palo Verde HS / Fresno State
15	Ezra Samperi	C	5-7	170	R/R	Sr.	Gresham, Ore. / Gresham HS / Mt. Hood CC
16	Mason Marengo	INF	5-10	190	R/R	R-Sr.	North Bend, Wash. / Mount Si HS
17	Ty Johnsen	C	6-3	220	R/R	R-Fr.	Pleasant Grove, Utah / Pleasant Grove HS
18	Tyler Griggs	INF	5-9	185	L/R	Jr.	Rochester, N.Y. / McQuaid Jesuit HS / Central Arizona CC
20	Nate Deschryver	RHP	6-3	205	R/R	R-Fr.	Silverdale, Wash. / Bainbridge Island HS
21	Alex Zerfass	INF/OF	5-11	195	R/R	R-Jr.	Lake Forest, Calif. / El Toro HS / Saddleback College
22	Nate Weeldreyer	RHP	6-1	205	R/R	R-Jr.	Auburn, Wash. / Auburn Mountainview HS / Washington
23	Kevin Spear	C	6-0	180	R/R	Fr.	Seattle, Wash. / Bishop Blanchet HS
24	Donovan Ratfield	C	6-1	195	R/R	Jr.	Sparks, Nev. / Earl Wooster HS / College of Marin
25	Ty Buckner	RHP	6-2	190	R/R	Gr.	St. Louis, Mo. / Ladue Horton Watkins HS / Missouri State
27	Kolby Solomon	RHP	6-0	170	R/R	R-Fr.	Kenmore, Wash. / Inglemoor HS
29	Tommy Eisenstat	INF	6-2	205	L/R	So.	Menlo Park, Calif. / Atherton HS / College of San Mateo
30	Jaxon Sorenson	INF/OF	6-4	225	L/R	So.	Idaho Falls, Idaho / Idaho Falls HS
31	Matthew Mueller	LHP	6-5	220	L/L	Fr.	Brookfield, Wisc. / Brookfield Central HS
32	Brian Kalmer	INF/DH	6-2	215	R/R	Jr.	Chandler, Ariz. / Corona del Sol HS / Wabash Valley CC
33	Payton Graham	RHP/DH	6-1	190	R/R	Fr.	Richland, Wash. / Kamiakin HS
34	Jeff Nelson	RHP	6-3	180	R/R	Jr.	Happy Valley, Ore. / Clackamas HS / Mt. Hood CC
35	Reagan Haas	RHP	5-11	170	R/R	R-Jr.	Wapato, Wash. / Riverside Christian HS
36	Everett Swaim	RHP	6-3	195	R/R	Fr.	Richmond, B.C. / MacNeill Secondary
37	Sam Stem	OF	6-1	195	L/L	Fr.	Erie, Colo. / Erie HS
38	Jacob Rutherford	RHP	6-0	205	R/R	R-Jr.	Post Falls, Idaho / Post Falls HS
39	Kyle Memarian	INF	6-0	180	R/R	Fr.	Vancouver, Wash. / Skyview HS
40	Owen Wild	RHP	6-3	230	R/R	Jr.	Gig Harbor, Wash. / Gig Harbor HS
41	Kai Francis	RHP	6-3	190	R/R	So.	Bainbridge Island, Wash. / Bainbridge HS
43	Greg Marmo	INF	6-0	205	R/R	Fr.	Bluffton, S.C. / IMG Academy
44	Bradley Mullan	LHP	6-3	220	L/L	R-Jr.	Chino Hills, Calif. / Damien HS
45	Parker Smith	RHP	6-1	170	R/R	Fr.	Spokane Valley, Wash. / Central Valley
46	Jack Moffitt	RHP	6-7	230	R/R	R-Jr.	Seattle, Wash. / Seattle Prep

* Indicates redshirt year used

Head Coach: 28
Associate Head Coach: 26
Assistant Coach: 10
Assistant Coach: 5
Director of Baseball Operations:
Graduate Assistant:
Graduate Assistant:
Athletic Trainer:

Mark Machtolf (20th Year - 32nd at Gonzaga, Stanford '87)
 Brandon Harmon (11th Year - Gonzaga '08)
 Sean Winston (Seventh Year - Hawaii Pacific '10)
 Antonio Garcia (First Year - Kansas '20)
 Evan Wells (Fifth Year - Gonzaga '09)
 Mason Milkey (First Year - Whitman '22)
 Shea Kramer (First Year - Utah '21)
 Eric "Bobcat" Gunning (15th Year - Eastern Washington '99)

BREAKDOWN BY CLASS:

Freshmen: 11 (7 true, 4 redshirt)
 Sophomores: 7 (6 true, 1 redshirt)
 Juniors: 14 (7 true, 7 redshirt)
 Seniors: 5 (4 true, 1 redshirt)

ALPHABETICAL ROSTER

3	Enzo Apodaca	OF
11	Brock Bozett	INF
25	Ty Buckner	P
7	Sam Canton	OF
4	Connor Coballes	SS
20	Nathan Deschryver	RHP
1	Hank Dunn	OF
29	Tommy Eisenstat	INF
41	Kai Francis	RHP
33	Payton Graham	P
18	Tyler Griggs	INF
35	Reagan Haas	RHP
17	Ty Johnsen	C
13	Dylan Johnson	OF
9	Logan Johnstone	OF
32	Brian Kalmer	INF
16	Mason Marengo	INF
43	Greg Marmo	INF
12	Cade McGee	3B/RHP
46	Jack Moffitt	RHP
31	Matthew Mueller	LHP
44	Bradley Mullan	LHP
34	Jeff Nelson	RHP
2	Savier Pinales	2B
24	Donovan Ratfield	C/INF
38	Jacob Rutherford	RHP
15	Ezra Samperi	C
45	Parker Smith	P
27	Kolby Solomon	RHP
30	Jaxon Sorenson	INF/OF
23	Kevin Spear	C/INF
37	Sam Stem	OF
6	Grayson Sterling	INF/OF
36	Everett Swaim	P
22	Nate Weeldreyer	RHP
21	Alex Zerfass	INF/OF

PRONUNCIATION GUIDE

Gonzaga	Gone - ZAG - ah	#11 Brock Bozett	Boe-zet	#31 Matthew Mueller	Miller
	(rhymes with bag)	#15 Ezra Samperi	Sam-pair-ee	#35 Reagan Haas	Haws
Mark Machtolf	MACK - toff	#16 Mason Marengo	Muh - rain - ko	#36 Everett Swaim	Sway-m
#2 Savier Pinales	Saw-vee-air Pin-all-ez	#20 Nathan Deschryver	De-shrye-ver	#38 Jacob Rutherford	Ruh-thur-ferd
#3 Enzo Apodaca	ah-PAW-da-KA	#21 Alex Zerfass	Like SURFACE	#39 Kyle Memarian	Meh-may-ree-an
#4 Connor Coballes	Co-Ball-ez	#29 Tommy Eisenstat	Eye-zen-stat	#41 Kai Francis	Rhymes with eye




SCOUTING REPORT - POSITION PLAYERS

1

HANK
DUNN

OF | JR | 6-0 | 170



Transfer from Yakima Valley... **First Team ABCA/Rawlings JuCo All-American**... led the NWAC in batting avg in 2022 (.400). Plus defender in CF, good runner that takes very good angles. Good arm strength. Will come into games for defense at the very least. Line-drive approach at the plate. Shows the ability to square balls up and works the count well.

2

SAVIER
PINALES

2B | SR | 5-9 | 160



All-WCC Honorable Mention. Returning starter at 2B. Can really run, likely the quickest baserunner in the league and carved out a role as a reliable pinch runner before his glove and bat heated up. Hit right around .300 last year after struggling at the start of the year. Should be even better this year with

more experience against D1 pitching. Shows very good pop to pull side for his size. **2022:** Finished third on the team in batting average (.297) and picked up the most steals (15-19) while appearing in 52 games and starting 48... Scored the fifth-most runs (36) in that span and knocked the fifth-most hits (54)... Slammed a game-winning home run against Portland in a game that started on 4/14 and finished the next day due to weather delay... Finished with six three-hit games on the season... Hit back-to-back homers against Loyola Marymount and San Diego in the WCC Tournament... Went 3-for-5 with 3 RBI and 2 runs against Wright State to lead a comeback from 9-4 and stay alive at the Blacksburg Regional.

3

ENZO
APODACA

OF | R-SO | 5-9 | 185



Freshman All-American. Hit leadoff and played CF entire year as a RS-Fr., leading the team in hits, runs and RBI. Good runner, above-average defender in CF. Hits to all fields and does a good job of working the count. Shows good power to the gaps, led team in doubles last year.

2022: One of only two Zags to start every game for GU in 2022... Led the team in hits (67), RBI (45), runs (47), doubles (19) and finished third in extra-base hits (24) while batting for a .279 average... Finished one triple short of the cycle in a 3-for-5 outing vs. Pepperdine on 4/2 and repeated the feat with another 3-for-5 performance against LMU in the WCC Tournament on 5/26 with two doubles and four RBI... Had two four-hit games on the season.

4

CONNOR
COBALLES

SS | SR | 5-10 | 180



2022 WCC Defensive Player of the Year.


Elite defender at SS - only 7 errors in over 200 chances. Smooth actions and a quick transfer to go with the arm strength to play third base. Very good bat-to-ball skills with minimal strikeouts.

2022: Finished the season No. 62 toughest to strike out in D-I with 10% K average... One of two Zags to appear in all 56 games, starting 55 of them... Led the team in walks (29) and finished fourth in hits (55) with the fifth-most runs scored (36)... Recorded three hits four times and a career-high four hits with two runs against San Francisco on 4/8... Went without striking out in 37 games, including a streak of seven games (5/1-5/20) without striking out.

6

GRAYSON
STERLING

OF | JR | 6-3 | 210



2-year starter in the OF or as a DH. Smooth left-handed swing, has hit ~.285 in over 350 ABs in college. Has shown power at times, and there's more power potential in his swing.

2022: All-WCC Academic First Team...


Finished the season with the fourth-most hits

and extra base hits on the team (57, 18), second-most doubles (16) and third-most RBI (36) despite missing four games due to injury... Finished the season with four 3-hit games and 18 games with multiple hits... Drove in 3+ runs five times... Batted .285 on the season, connecting on 16 doubles and 2 home runs... Connected on a two-run double to seal the series opener against San Diego on 5/20... Hit both of his homers in back-to-back games against Portland (5/27) and San Diego (5/28) in the WCC Tournament.

7

SAM
CANTON

OF | SO | 5-11 | 190




Minimal at bats as a freshman, but showed good power from the left side. Will compete to play in either corner OF spot, with ability to play CF in a pinch. Good all-around player, can run and defend. Offensively, shows a good ability to jump on fastballs (HR in regional last year in Blacksburg off the bench).

2022: Appeared in nine games, starting two... Finished the season with a .333 batting average and perfect fielding percentage... Scored five runs on four hits with three RBI over 12 at-bats... Hit a single, scored a run and drew a walk in the Zags' upset win over No. 4 Oklahoma State on 3/7... Hit his first career homer in an NCAA Regional game against Columbia on 6/5.

9

LOGAN
JOHNSTONE

OF | SO | 5-11 | 180




Played sporadically as a freshman, had a very good summer in West Coast League hitting .352 with 43 hits in 35 games. Repeatable LH swing with good power potential and ability to use all fields. Athletic, plays well in the OF and appeared as a pinch runner. Very good arm strength.

2022: Appeared in 25 games, starting 9... Hit for .273 average over 44 at-bats, scoring 6 runs on 12 hits.

11

BROCK
BOZETT

INF | JR | 6-1 | 180




Transfer SS from Spokane Falls. Ability to play both INF and OF with a very good run tool. All-League at SFCC as a Freshman, played through some injuries as a soph. Shows considerable power from the right side, with exceptional contact skills. Could see play through a few different positions.

12

CADE
MCGEE

RHP/3B | SO | 6-1 | 195



WCC Freshman of the Year. Freshman All-American.

Should start every game at 3B, unless he's on the mound. Defensively moves well, plus arm strength. Good all-around hitter - led team in HRs as a freshman.


Threw minimal innings last year, has been up to 93 with good breaking ball and change.

2022: Hit a game-winning solo homer against No. 4 Oklahoma in the 10th inning on 3/5... Did double duty as a pitcher, starting against Cal, Oregon and Washington State for a total of 10 IP... Led the team in homers (10) and finished second in batting average (.298) and extra base hits (16) to go with a .907 OPS... Went on a 13-game hit streak from 3/22 to 4/15 with five multi-hit games in that span... Finished the season on a 10-game hit streak, including one in each of GU's NCAA Regional games.

13

DYLAN
JOHNSON

OF | SR | 5-10 | 180



Led team in hitting last year in limited at-bats (sustained an injury). Missed a chunk of time during the season) but energized the lineup with his late-season return. Line-drive hitter that has a knack for getting the barrel on the ball. Throws very well in the OF.

2022: Picked up a hit and scored a run in his first game in a Zag uniform vs Oregon State on 2/19... Started 18 games... Hit a walk-off 2-RBI single to complete a comeback against Santa Clara on 5/13... Went on a 12-game hit streak from 4/29 - 5/26... Earned WCC Player of the Week honors after batting .625 with an on-base percentage of .750 in the three-game series against San Diego while leading the Bulldogs in hits (5) as they clinched the WCC regular season title and ninth WCC series win of the season.

15

EZRA
SAMPERI

RHP | SR | 5-8 | 170



All-WCC Honorable Mention. Gap-to-gap power with potential for double-digit homers. Athletic and runs well, especially for a catcher. Experienced behind the dish. Blocks well with great arm strength for his size. Holds the record for most putouts in a game (19).

2022: Appeared in 42 games at catcher, DH and left field, starting 35... Hit a walkoff single against New Mexico in his first game in a Zag uniform on 2/17... Hit home runs in back-to-back games against San Francisco on 4/8 and 4/9 and followed it up with a three-RBI performance in the series finale... Finished the season with 37 hits, 22 runs, 12 total extra base hits and three homers.



17

**TY
JOHNSEN**
C | R-FR | 6-1 | 220



Big physical catcher at 6-3, 220. Showed plus power at times during redshirt year, has been very good this fall. Has some swing-and-miss to his swing, but is getting better at controlling the zone. Defensively, receives well and has a strong, accurate arm.
2022: Did not play (redshirt).

30

**JAXON
SORENSEN**
INF | SO | 6-4 | 220




Physical left-handed hitter (6-4, 220). Got limited at bats as a freshman, before a successful summer. Starting to grow into his natural power and can really drive the ball to left-center. Showed ability to pull ball in the air more this fall. Defensively has shifted between 1B and 3B, but should slot in more as a reliable defender at 1B.

2022: Appeared in 10 games, starting 3... Finished the season with two runs on two hits with an RBI.

32

**BRIAN
KALMER**
INF | JR | 6-1 | 215




Transfer from Arizona State to Wabash Valley to GU. **NJCAA player of the year in 2022**, batted .421 to go with 20 homers and 109 RBI. Big physical frame, can play 3B or 1B or DH. Plus arm strength and moves well. Big-time power bat with good pitch recognition. Projects as a middle-of-the-order hitter.

SCOUTING REPORT - PITCHERS

20

**NATE
DESCHRYVER**
RHP | R-FR | 6-1 | 190



No. 5 ranked recruit in the state of Washington for 2021 class (Perfect Game). Redshirted last year due to limited innings available to go around. Creates good tilt with FB, and combines with good feel for his CH.
3-PITCH MIX: FB (89-92), CH (80-82), SL (81-83)

2022: Did not play (Redshirt)

22

**NATE
WEELDREYER**
RHP | JR | 6-1 | 200




Typical RHP, works the bottom of the zone with 3 pitches. Did not get many opportunities in '22, but should factor in more this year with his development. Projects as a setup or long reliever, or potentially a mid-week starter. Has been up to 92, works more in the upper 80s.

3-PITCH MIX: FB (86-89), CB (77-78), CH (80-81)

2022: Appeared in four games, starting one... threw for a total of 7.1 innings, striking out four.

25

**TY
BUCKNER**
RHP | GR | 6-1 | 190




Grad transfer from Missouri State with NCAA postseason experience. Freshman All-American in 2018, then missed most of next 3 years due to injuries, returning late in 2021 and posting career-best numbers (16.1 innings with a 1.10 ERA and 14 strikeouts)... 4-pitch mix strike thrower. Works 90-92 with

ability to get more at times.

4-PITCH MIX: FB (88-92), CH (80-81), SL (79-82), CB (77-80)

31

**MATTHEW
MUELLER**
LHP | FR | 6-5 | 215



Super-projectable (6-5) arm with a lot of high school success (No. 1 LHP in WI, No. 12 overall). Has been up to 94. Showed really good flashes during the fall, just had some inconsistency. Projects to throw in the mid-week, and will be in rotation at some point in his GU career.

4-PITCH MIX: FB (90-94), SL (82-83), CB (76-77), CH (80-81)

33

**PAYTON
GRAHAM**
RHP | FR | 6-0 | 190




No. 8 recruit in WA, No. 5 RHP (Perfect Game). Has been up to 96 mph on his fastball as a true freshman. Was working back from a minor injury last fall, but showed very good promise in limited outings.

4-PITCH MIX: FB (91-95), SL (81-83), SL (73-74), Cutter (85-86)

34

**JEFF
NELSON**
RHP | JR | 6-1 | 180




NWAC Pitcher of the Year in 2022. Mt. Hood CC Transfer. RHP that throws a ton of strikes, and competes with multiple pitches in the zone. Rubber arm - threw over 100 innings last season in JuCo. Not going to light up the radar gun, but has the ability to keep hitters off balance and generate a ton of ground balls. Was a punter at Oregon State to start his college career.

2-PITCH MIX: FB (83-87), SL (74-78)

38

**JACOB
RUTHERFORD**
RHP | SR | 6-1 | 210



One of the more veteran arms on the staff. Has been used in a variety of roles in his career. Stuff has steadily improved, and now works in the 90s with good off-speed. Has had occasional issues with command, but gets a lot of outs when he's dialed in.

4-PITCH MIX: FB (89-93), SL (82-84), CB (77-80),


CH (82-83)

2022: Made 13 appearances on the mound for GU, striking out 28 over 22 innings...

Went a career-high 4.2 frames in an upset over No. 2 Oregon State on 4/18, striking out six while holding the Beavers to one run in that span... Held opposing batters to a .169 average... Finished the season with two wins and a save.

40

**OWEN
WILD**
RHP | JR | 6-1 | 230



Preseason All-American. Very good feel for the zone. Throws SL and CH for strikes. Works quick, pounds the zone, was very consistent as a sophomore last year. Great competitor and showed big-game capabilities in VA Tech regional. **All-Blacksburg Regional Team and All-WCC Tournament**


Team, All-WCC Honorable Mention.

4-PITCH MIX: FB (91-95), CH (78-80), SL (80-81), Cutter (85-86)

2022: All-WCC Academic Honorable Mention... Finished the season with the best ERA on the team (3.13) among eligible players, appearing in 16 games and starting 8 for a total of 74.1 IP... struck out 83 while only walking 24... Held opponents scoreless in five appearances... Threw a career-high 7.1 innings against LMU in the WCC tournament on 5/26... Threw 6.2 innings of scoreless ball with 7 K's against Wright State to help cue a rally for the Zags' Regional win.

41

**KAI
FRANCIS**
RHP | SO | 6-1 | 215




Top-10 recruit and Top-5 RHP in WA on Perfect Game for '21 class. Has good feel for the zone and willing to throw CH in any count. Breaking ball is improving and will be another weapon for him this spring.

3-PITCH MIX: FB (90-94), CH (81-83), SL (81-83)

2022: Appeared in five games as a reliever... struck out the side in his first collegiate appearance against New Mexico on 2/19... Finished with 8 K's over 7.1 IP.

44

**BRADLEY
MULLAN**
LHP | JR | 6-2 | 220



Experienced arm and has shown plus abilities when healthy in the past. Herky jerky windup creates good deception for hitters. Change and developing breaking ball have continued to improve over the fall.

4-PITCH MIX: FB (89-93), CH (82-83), SL (82-83), CB (76-77)

2022: Appeared in 12 games on the mound, starting 5... Credited for a win and a loss, striking out 20.

27

**KOLBY
SOLOMON**
RHP | R-FR | 6-0 | 170

PITCH MIX: FB (84-85), SL (77-78), CB (75-76), CH (79-80)
2022: Did not play (Redshirt)

36

**EVERETT
SWAIM**
RHP | FR | 6-3 | 195

PITCH MIX: FB (87-90), CB (77-78), CH (80-81)

35

**REAGAN
HAAS**
RHP | R-JR | 5-11 | 180

PITCH MIX: FB (88-91), SL (78-81), CH (80-82)
2022: Did not play (Injury)

46

**JACK
MOFFITT**
RHP | R-JR | 6-7 | 230

PITCH MIX: FB (92-96), SL (82-84), CH (81-83)
2022: Did not play (Redshirt)



ALL-TIME PROGRAM RANKINGS

1971	15th	Collegiate Baseball	25th	D1Baseball - 3/14/22
1974	30th	Collegiate Baseball	25th	USA Today - 3/14/22
1978	11th	Collegiate Baseball	20th	Baseball America - 3/14/22
1980	9th	Collegiate Baseball	24th	Collegiate Baseball - 3/21/22
1981	28th	Collegiate Baseball - Final	23rd	D1Baseball - 3/21/22
2006	29th	Collegiate Baseball - 2/13/06	25th	USA Today - 3/21/22
2009	22nd	Baseball America - 4/13/09	19th	Baseball America - 3/21/22
	19th	Baseball America - 5/25/09	30th	Collegiate Baseball - 3/28/22
	22nd	Baseball America - 6/3/09	24th	D1Baseball - 3/28/22
	22nd	Baseball America - Final 6/30/09	23rd	USA Today - 3/28/22
2011	24th	Collegiate Baseball - 4/4/11	17th	Baseball America - 3/28/22
	24th	Collegiate Baseball - 4/11/11	28th	Collegiate Baseball - 4/4/22
	24th	Baseball America - 4/18/11	17th	D1Baseball - 4/4/22
	29th	Collegiate Baseball - 4/18/11	18th	USA Today - 4/4/22
	23rd	Baseball America - 5/2/11	15th	Baseball America - 4/4/22
2012	22nd	USA Today/ESPN - 3/5/12	28th	Collegiate Baseball - 4/11/22
	24th	Collegiate Baseball - 3/5/12	14th	D1Baseball - 4/11/22
	29th	NCBWA - 3/5/12	15th	USA Today - 4/11/22
2013	24th	Baseball America - 4/15/13	15th	Baseball America - 4/11/22
	22nd	Collegiate Baseball - 4/22/13	29th	Collegiate Baseball - 4/18/22
	22nd	Baseball America - 4/22/13	12th	D1Baseball - 4/18/22
2017	37th	Collegiate Baseball - Preseason	11th	USA Today - 4/18/22
	19th	Collegiate Baseball - 4/24/17	12th	Baseball America - 4/18/22
	22nd	Collegiate Baseball - 5/22/17	12th	D1Baseball - 4/25/22
2021	21st	D1Baseball - 4/26/21	15th	USA Today - 4/25/22
	26th	D1Baseball - 5/10/21	11th	Baseball America - 4/25/22
	17th	D1Baseball (5/17/21)	12th	D1Baseball - 5/2/22
	19th	Collegiate Baseball Top 25 (5/17/21)	15th	USA Today - 5/2/22
	25th	Baseball America (5/17/21)	11th	D1Baseball - 5/9/22
	14th	D1Baseball (5/24/21)	12th	USA Today - 5/9/22
	18th	USA Today Coaches Poll (5/24/21)	10th	Baseball America - 5/9/22
	20th	Baseball America (5/24/21)	11th	D1Baseball - 5/16/22
	29th	Collegiate Baseball (5/24/21)	12th	USA Today - 5/16/22
	22nd	USA Today Coaches Poll (5/31/21)	10th	Baseball America - 5/16/22
	25th	D1Baseball (5/31/21)	11th	D1Baseball - 5/23/22
2022	35th	Collegiate Baseball - Preseason	15th	USA Today - 5/23/22
	RV	USA Today - Preseason	10th	Baseball America - 5/23/22
	15th	Collegiate Baseball - 3/7/22	12th	D1Baseball - 5/23/22
	25th	D1Baseball - 3/7/22	10th	Baseball America - 5/30/22
	RV	USA Today - 3/7/22	18th	USA Today - 5/30/22
	19th	Baseball America - 3/7/22	RV	USA Today - Final 6/27/22
	24th	Collegiate Baseball - 3/14/22		

Bold indicates a program best

QUICK FACTS ON THE PROGRAM

- The Bulldogs have made three of the last four NCAA tournaments that have been held, and were nationally ranked in multiple polls for the third season in a row in 2022.
- Since 2016, GU boasts a 231-144 record, with five WCC titles (2016, 2017, 2018, 2021, 2022) and four NCAA Tournament appearances (2016, 2018, 2021, 2022). 23 former Zags have been selected in the MLB Draft since then, with four making their major league debuts during the 2020 and 2021 seasons. The Zags have a 123-85 record against WCC opponents in that span.
- Since 2019, Gonzaga scored 651 total runs against WCC opponents, which leads the conference. The Bulldogs have led the WCC four separate times in strikeouts since 2016, including Brandon Bailey's 125 strikeouts in 2016, which was tied for seventh in the nation.
- In the past decade, 49 Zags have been selected All-WCC, with 13 earning WCC First-Team honors, 11 making the WCC Second Team, and 25 honorable Mentions.
- Coach Machtolf has earned WCC Coach of the Year five times during his tenure at GU, including three times since 2017. In addition, Gonzaga has had two WCC Players of the Year, three Defensive Players of the Year, two Freshmen of the Year, and three Pitchers of the Year in the past decade.
- GU has had five Collegiate Baseball All-American selections in the past decade, including two second-team and three third-team selections. Gonzaga has also had two Academic All-Americans and four Collegiate Baseball Freshman All-American selections since 2011 to go with eight total All-West team selections, including Marco Gonzales' 2012 All-West Coast Player of the Year season.



MARK MACHTOLF

GONZAGA HEAD COACH - 20TH YEAR



Mark Machtolf enters his 20th season as the Gonzaga University baseball head coach and 31st on staff in 2023.

Machtolf, a five-time WCC Coach of the Year (2009, 2013, 2017, 2021, 2022), sits as the second-winningest coach in program history with a career 558-435-2 record entering 2023. His .562 career winning percentage is also third-best all-time in Gonzaga history.

During his tenure as head coach of the Bulldogs, Machtolf has produced 124 All-WCC selections, including 17 First Team All-Conference selections, 17 Freshman All-WCC selections, six WCC Pitchers of the Year, four WCC Players of the Year, three WCC Defensive Players of the Year and two WCC Freshmen of the Year. In addition, Machtolf has coached 17 All-American selections, eight Freshman All-Americans, five Academic All-Americans, 10 All-West Region selections, two United States Baseball National Team members, an ABCA/Rawlings Gold Glove recipient and the 2013 College Baseball Hall of Fame's John Olerud Two-Way Player of the Year winner.

There have been 51 players under Machtolf who have been selected in the Major League Baseball draft, including three first-round selections. Of those 44 draftees, 17 were picked in the first 10 rounds of their respective drafts. Ten of Machtolf's former players have reached the big leagues — Clayton Mortensen, Steve Ames, Cody Martin, Tyler Olson, Marco Gonzales, Taylor Jones, Brandon Bailey, Eli Morgan, Wyatt Mills and Ryan Carpenter. Since 2016, Machtolf-coached Gonzaga teams have gone 210-137 overall and 112-50 in WCC regular-season play, winning 5 WCC championships, 8 WCC Yearly Awards, making 4 NCAA Regionals and producing 23 MLB Draft picks in that span.

The Bulldogs have made the NCAA Tournament on five occasions under Machtolf, most recently in 2022. After first qualifying with an autobid in 2009, the Zags earned their first-ever at-large bid to the tournament in 2016, finishing with a 36-21 record and a share of the WCC regular season title. Gonzaga opened the Fort Worth Regional with a 5-1 win over Arizona State. Just a week earlier, the Zags reached the title game of the WCC Tournament for the first time in the competition's four-year history. 2016's run began a streak of league dominance for the Zags, who lead the league in conference wins, titles, WCC Tournament appearances and Regionals in that span.

The Zags also earned the automatic bid to the tournament in 2018 after defeating No. 1 seed Pepperdine 17-2 in the title game of the WCC Baseball Championship. Gonzaga advanced to the Minneapolis Regional and faced elimination following a loss to No. 2 UCLA, but kept their season alive with an 8-2 win over No. 4 Canisius. Gonzaga closed the season with a loss to the Bruins, finishing the 2018 campaign with a 33-24 overall record for its ninth 30-win season under Machtolf.

GU earned its highest-ever seeding in a Regional in 2021, when the Zags were the No. 2 seed in the Eugene Regional after winning the WCC regular season title. The Zags defeated No. 3 LSU 3-0 before falling 7-3 to No. 1 Oregon and being eliminated by the Tigers in a rematch. That year, Machtolf was named WCC Coach of the Year, while Zags Alek Jacob and Brett Harris earned Pitcher of the Year and Defensive Player of the Year, respectively. Both earned Collegiate Baseball All-American honors in addition. With a 20-7 record in conference play, the Zags won the WCC Pennant in lieu of a tournament to punch their tickets to the NCAA Tourney.

After winning the WCC Regular Season title for the second consecutive year in 2022, the Bulldogs then matched that feat with a No. 2 seed in the Blacksburg Regional, winning a game in an NCAA Regional in consecutive years for the first time in program history after defeating Wright State 11-9. That season, the Bulldogs reached a program-best national ranking of No. 10 in Baseball America's poll -- the highest GU has ever been ranked under Machtolf. First-year Zags Connor Coballes and Cade McGee took home DPOY and Freshman of the Year honors, respectively.

In addition to guiding the Zags to the postseason and to league titles, Machtolf was also instrumental in the construction of Gonzaga's new state-of-the-art facility: Patterson Baseball Complex and Washington Trust Field. Machtolf assisted with shaping the new home of Bulldog baseball, which opened in 2007.

In the summer of 2006, Machtolf was named one of the assistant coaches for the USA Baseball Team. Under Machtolf's guidance, the National Team posted a 28-2-1 record, including going a perfect 8-0 at the Federation Internationale du Sport Universitaire (FISU) World Championships in Havana, Cuba. The .919 win percentage for the season was the best posted by a USA Baseball collegiate team and the tournament win was another first for a USA Baseball National Team in Cuba.

Prior to being named head coach on Aug. 7, 2003, the Spokane native served 13 years as an assistant coach for the Zags. Machtolf entered the coaching ranks as the hitting coach at Gonzaga for the 1988 season and worked with the Zags until the completion of the 1990 campaign. Following one season as an assistant coach at Spokane's Whitworth College (now University), Machtolf accepted the head coaching position at Gonzaga Prep and coached through the 1995 season. While at Prep, he volunteered with Gonzaga for two seasons before returning to the Zag dugout fulltime in 1996. He was promoted to associate head coach prior to the 1998 campaign and earned the head job six years later.

A 1987 graduate of Stanford University, Machtolf was a member of the Cardinal 1987 College World Series championship team and was an All-CWS selection. A four-year baseball letterman and two-year football letterman, Machtolf received his B.A. in history in 1987. He received a Masters of Education degree in 1990 from Whitworth.

Machtolf has three sons – David, Steven and Jack.

MACHTOLF VERSUS ...

School	W	L	School	W	L
Air Force	1	0	Nevada	2	1
Appalachian St.	1	2	New Mexico*	6	4
Arizona	0	5	Nex Mexico St.	5	4
Arizona St.	3	9	Northern Colorado	1	0
Arkansas	4	6	Notre Dame	2	3
Bakersfield	1	1	Oklahoma	3	0
Binghamton	1	0	Oklahoma State*	3	6
Bowling Green	1	1	Oral Roberts	0	1
Bradley	2	1	Oregon*	2	19
Brigham Young*	27	20	Oregon State*	10	18
Brown	1	1	Pacific*	33	8
Bucknell	1	0	Penn	1	0
Cal Poly	1	2	Penn St.	3	0
California	2	4	Pepperdine*	34	24
Cal State Fullerton*	1	3	Portland*	47	11
Canisius	1	0	Purdue	1	1
Centenary	2	1	Rice	3	1
Chicago St.	3	1	Rider	3	0
Columbia*	0	1	Sacramento St.	5	1
Creighton	1	0	Saint Mary's*	14	5
CSUN	3	7	San Diego*	13	6
Dallas Baptist	3	3	San Francisco*	15	2
Dartmouth	2	0	Santa Clara*	17	2
Dayton	1	0	South Alabama	1	3
Duke	2	0	Southern Mississippi	2	0
Fresno State	0	4	Southern Utah	1	0
Georgia Southern	1	0	Southern California	0	1
Grand Canyon	2	2	Stanford	0	2
Hawai'i	8	3	TCU	3	4
Illinois	2	0	Texas A&M	2	4
Incarnate Word	2	1	Texas Southern	1	0
Indiana	0	2	Texas St.	1	0
Indiana St.	1	0	Texas Tech	1	4
Iowa	2	0	Tulane	2	1
Kansas	1	0	UCLA	2	6
Kansas St.	1	1	UC Davis	4	4
Lamar	6	0	UC Irvine	4	11
Lewis-Clark St	3	6	UC Riverside	3	4
Liberty	1	0	UC Santa Barbara	1	1
Louisiana St.	1	1	UNLV	1	1
Loyola Marymount*	34	29	UT Arlington	1	0
Milwaukee	1	0	Utah	7	2
Miami (OH)	0	1	Utah Valley	16	6
Minnesota	3	2	UTRV	0	1
Missouri*	5	2	Washington*	13	21
Missouri State	1	0	Washington State*	28	29
Monmouth	1	0	Whitworth	9	0
Nebraska	4	1	Wright State	1	0





BRANDON HARMON

ASSOCIATE HEAD COACH - 11TH YEAR

Brandon Harmon will begin his first season as Associate Head Coach and 11th season overall on the baseball staff in 2023. He was elevated from volunteer assistant in September 2015, and elevated from pitching coach to associate head coach in July 2022.

Harmon has helped guide the Zags to five West Coast Conference titles in his seven years coaching GU's pitchers – 2013, 2016, 2017, 2021 and 2022 – his pitching staff played a large role in the Zags' first-ever at-large bid to an NCAA Regional in 2016 as well as their highest-ever seeding in a Regional in 2021 and 2022.

In 2022, Harmon's staff shattered the previous record for strikeouts with 596 and finished Top-50 in ERA (4.32, 35th), hits allowed per nine innings (8.35, 28th) and top-10 in shutouts (6, 10th) and strikeouts per game (10.6, 9th) led by First Team All-American Gabriel Hughes, who finished ninth in the nation with 138 strikeouts. Hughes was one of four of Harmon's pitchers to be drafted in the 2022 MLB Draft, becoming the highest draft pick in GU history with his 10th overall selection by the Rockies. Following him were Trystan Vrieling (Round 3, Pick 100) to the Yankees, Will Kempner (Round 3,

Pick 106) to the Giants and Brody Jesse (Round 10, Pick 303) to the Reds.

In 2021, Harmon-coached pitchers took home a bevy of honors, led by WCC Pitcher of the Year and Second Team All-American Alek Jacob and Freshman All-American Gabriel Hughes. In the 2021 season, Zag pitchers combined for a WCC-leading nine shutouts.

Also in 2016, Harmon's pitching staff broke the program record with 501 strikeouts, and they eclipsed the old mark once again a year later. He tutored three of the pitchers among the top five on Gonzaga's single season strikeouts list (No. 2 Eli Morgan, No. 4 Brandon Bailey and No. 5 Daniel Bies), along with one of the top closers in school history in Wyatt Mills.

Under Harmon's tutelage, 11 pitchers have been selected in the MLB Draft: Mills (3rd Rd.; 2017), Bailey (6th; 2016), Bies (7th, 2018), Morgan (8th; 2017), Hunter Wells (23rd; 2016), Casey Legumina (8th, 2019), Alek Jacob (16th, 2021), Hughes (1st, 2022), Vrieling (3rd, 2022), Kempner (3rd, 2022) and Jessee (10th, 2022). Four signed with major league organizations (Justin Vernia, Diamondbacks; Sam Hellinger, Rangers; Mac Lardner and Nick Trogrlic-Iverson, Cardinals) and Bailey, Mills and Morgan have all earned the call-up to the big leagues for their respective organizations.

Harmon is a former player and graduate of Gonzaga. He completed his undergraduate work in 2007 with a degree in sports management and followed that up with a master's degree from Gonzaga in 2009 in Sport and Athletic Administration. During his days as a pitcher for the Bulldogs (2005-08), he etched himself into the program's record book. Harmon is one of two atop the all-time career appearances category with 88 and owns the most innings in a season, pitching 123.1 frames in 2007. He was named All-WCC Honorable Mention in 2006 and 2007 and finished his career with a 13-17 overall record with 10 saves.

The HARMON File

Birthplace: Spokane, Wash.

High School: Shadle Park, 2003

College: Gonzaga University, 2007

(B.A. Sports Management)

Gonzaga University, 2009

(M.A. Sports Administration)

Coaching Experience

2023-pres.	Associate Head Coach	Gonzaga
2016-2022	Pitching Coach	Gonzaga
2014-2015	Volunteer Assistant	Gonzaga
2013-2015	Head Coach	Spokane Expos
2011-2012	Pitching Coach / Recruiting	Whitworth



SEAN WINSTON

ASSISTANT COACH - 8TH YEAR

Sean Winston enters his first season as a full-time assistant and eighth on the staff in 2023. Winston directly coaches the squad on baserunning and serves as the third base coach while assisting with the hitters, infielders, and defensive positioning.

With Winston on the staff, Gonzaga has won two West Coast Conference regular-season titles and one WCC Baseball Championship title. With titles in both 2016 and 2017, they earned their first back-to-back conference titles since 1973-74 and first ever as members of the WCC. Winston has helped the Zags to four NCAA tournament berths (2016, 2018, 2021, 2022) including their first-ever at-large bid in 2016. The Zags finished Top-20 in the nation in fielding percentage in 2021 and 2022, posting the second-best fielding percentage in program history (.981, 7th in the nation) in 2021 and the third-best (.979, 18th in the nation) in 2022.

Winston has helped coach some of the best fielding teams in recent program history. In 2018, Gonzaga set the program record for fielding percentage, fielding at a .984 clip. In his first season in 2016, Gonzaga equaled its previously highest fielding percentage since the 2008 season, finishing with

a .975 fielding percentage. 2017's mark of .973 is the fourth-best since 2008.

Winston came to Spokane with five years of coaching experience. Most recently, he was an assistant coach at Paradise Valley Community College in Phoenix where he helped lead the Pumas to the ACCAC Championship in 2015. At Paradise Valley, Winston was in charge of coaching third base and running the offense, served as the recruiting coordinator, and also coached individual skill positions in the infield and at the plate. The 2015 season was actually his second stint at the school; he also helped coach the Pumas from August 2010 until December 2012. Over his three seasons at Paradise Valley, Winston coached one NJCAA National Gold Glove Award winner and three finalists.

Before coaching, Winston played for two years at Hawaii Pacific in Honolulu, where he was a two-time First Team All-Conference second basemen and helped the Sea Warriors to a Pac-West Conference Championship and a second-place finish at the 2010 Western Regional. Before heading to the Islands, Winston spent two years at Lower Columbia College in Longview, Wash., where he led the Red Devils to two division titles and a second-place finish in the NWAC Championship in 2008.

The WINSTON File

Birthplace: Richland, Wash.

High School: Richland, 2005

College: Hawai'i Pacific, 2010

Coaching Experience

2022 – pres.	Assistant Coach	Gonzaga
2016-2022	Volunteer Assistant	Gonzaga
2015	Assistant Coach	Paradise Valley
2014-2015	Lead Assistant	Matsu Miners (ABL)
2012-2013	Volunteer Assistant	Abilene Christian
2012	Assistant Coach	Wenatchee AppleSox (WBL)
2010-2012	Assistant Coach	Paradise Valley



PITCHING 2022 GAME LOGS AND CAREER HIGHS

12 | Cade McGee | So. | Right-handed Pitcher

Innings.....4.2 (vs. California 2/21/22)

Strikeouts 6 (vs. California 2/21/22)

Date	Opponent	Result	IP	H	R/ER	K/BB
2/21	California	ND	4.2	5	3/3	6/1
3/22	Oregon	L (0-1)	3.1	5	5/3	3/2
4/26	WSU	ND	2.0	2	1/1	2/0

20 | Nate Descryver | R-Fr. | Right-handed Pitcher

Innings.....

Strikeouts

Date	Opponent	Result	IP	H	R/ER	K/BB
------	----------	--------	----	---	------	------

22 | Nate Weeldreyer | Jr. | Right-handed Pitcher

Innings.....3.1 (at Missouri 3/9/22)

Strikeouts 2 (3x, last vs. Long Beach St. 3/12/22)

Date	Opponent	Result	IP	H	R/ER	K/BB
2/19	New Mexico	ND	1.0	0	0/0	2/0
3/9	Missouri	ND	1.2	1	0/0	1/1
3/12	Long Beach St.	ND	1.0	3	2/2	2/1
3/22	Oregon	ND	1.0	2	1/1	1/0
4/5	WSU	ND	1.2	1	0/0	0/1
4/18	Oregon St.	ND	1.1	4	5/5	0/2

25 | Ty Buckner | Gr. | Right-handed Pitcher

Innings.....

Strikeouts

Date	Opponent	Result	IP	H	R/ER	K/BB
------	----------	--------	----	---	------	------

27 | Kolby Solomon | R-Fr. | Right-handed Pitcher

Innings.....

Strikeouts

Date	Opponent	Result	IP	H	R/ER	K/BB
------	----------	--------	----	---	------	------

31 | Matthew Mueller | Fr. | Left-handed Pitcher

Innings.....

Strikeouts

Date	Opponent	Result	IP	H	R/ER	K/BB
------	----------	--------	----	---	------	------

34 | Jeff Nelson | Jr. | Right-handed Pitcher

Innings.....

Strikeouts

Date	Opponent	Result	IP	H	R/ER	K/BB
------	----------	--------	----	---	------	------

35 | Reagan Haas | R-Jr. | Right-handed Pitcher

Innings.....2.1 (vs. Oregon State 2/21/21)

Strikeouts 4 (vs. Dallas Baptist 2/25/21)

Date	Opponent	Result	IP	H	R/ER	K/BB
------	----------	--------	----	---	------	------

36 | Everett Swaim | Fr. | Right-handed Pitcher

Innings.....

Strikeouts

Date	Opponent	Result	IP	H	R/ER	K/BB
------	----------	--------	----	---	------	------

38 | Jacob Rutherford | R-Jr. | Right-handed Pitcher

Innings..... 4.0 (at Loyola Marymount 3/26/21)

Strikeouts7 (at Loyola Marymount 3/26/21)

Date	Opponent	Result	IP	H	R/ER	K/BB
2/19	Oregon State	ND	2.0	1	3/3	2/6
4/5	WSU	W (1-0)	2.2	0	0/0	5/0
4/10	San Fran	ND	0.0	1	3/3	0/2
4/18	Oregon St.	W (2-0)	4.2	3	1/1	6/2
4/23	Saint Mary's	ND	3.0	0	0/0	3/0

4/26	WSU	ND	1.2	2	1/1	2/2
4/30	Loyola Marymount	ND	1.2	1	0/0	3/2
5/2	Washington	SV	0.1	0	0/0	1/0
5/14	Santa Clara	ND	2.0	2	0/0	2/1
5/21	San Diego	ND	2.2	0	0/0	4/2
5/27	Portland	ND	0.1	0	0/0	0/2
5/28	San Diego	ND	0.0	0	0/0	0/1
6/3	Columbia	ND	1.0	2	1/1	0/1

40 | Owen Wild | Jr. | Right-handed Pitcher

Innings..... 7.2 (vs. Loyola Marymount, 5/26/22)

Strikeouts 10 (vs. Loyola Marymount, 5/1/22)

Date	Opponent	Result	IP	H	R/ER	K/BB
2/20	Oregon State	ND	2.0	5	1/1	3/1
2/26	Cal Fullerton	W(1-0)	1.2	1	0/0	1/1
3/7	Okla St.	SV	3.2	2	0/0	6/0
3/9	Missouri	ND	1.0	2	0/0	1/0
3/12	Long Beach St.	L (1-1)	4.0	6	5/5	3/2
3/19	Pacific	W (2-1)	5.0	3	1/0	9/4
3/25	BYU	ND	4.1	4	1/0	2/3
4/3	Pepperdine	W (3-1)	7.1	6	4/2	7/0
4/10	San Fran	ND	5.0	7	6/6	6/1
4/16	Portland	W (4-1)	6.0	6	2/2	6/1
4/24	Saint Mary's	W (5-1)	6.0	4	2/2	6/0
5/1	Loyola Marymount	W (6-1)	6.0	9	4/4	10/0
5/15	Santa Clara	W (7-1)	4.1	3	1/1	7/1
5/21	San Diego	ND	2.0	1	0/0	3/2
5/26	Loyola Marymount	W (8-1)	7.2	8	2/2	6/2
6/4	Wright State	W (9-1)	6.1	3	0/0	7/6

41 | Kai Francis | So. | Right-handed Pitcher

Innings..... 2.0 (2x, last vs. Pacific 3/18/22)

Strikeouts4 (vs. New Mexico 2/19/22)

Date	Opponent	Result	IP	H	R/ER	K/BB
2/19	New Mexico	ND	2.0	0	0/0	4/0
2/25	Cal Fullerton	ND	1.0	2	2/1	0/0
3/12	Long Beach St	ND	1.2	8	5/5	1/0
3/18	Pacific	ND	2.0	1	0/0	2/1
4/19	Oregon St.	ND	1.0	2	1/2	1/1

44 | Bradley Mullan | Jr. | Left-handed Pitcher

Innings..... 6.0 (vs. New Mexico 2/19/22)

Strikeouts 6 (at Oregon 5/17/22)

Date	Opponent	Result	IP	H	R/ER	K/BB
2/19	New Mexico	W(1-0)	6.0	4	2/0	2/2
3/7	Okla. St.	ND	0.1	2	0/0	0/0
3/9	Missouri	ND	2.2	10	5/4	1/1
3/22	Oregon	ND	3.2	7	3/3	2/1
4/5	WSU	ND	4.1	3	0/0	2/2
4/10	San Fran	ND	1.0	2	1/1	1/3
4/19	Oregon St.	L (1-1)	2.3	4	6/6	4/5
4/26	WSU	ND	0.2	2	1/0	1/0
5/17	Oregon	ND	5.0	3	3/3	6/1
6/3	Columbia	ND	1.0	1	1/1	2/0

45 | Parker Smith | Fr. | Right-handed Pitcher

Innings.....

Strikeouts

Date	Opponent	Result	IP	H	R/ER	K/BB
------	----------	--------	----	---	------	------

46 | Jack Moffitt | R-Jr. | Right-handed Pitcher

Innings.....0.1 (vs. Oregon State 2/21/21)

Strikeouts

Date	Opponent	Result	IP	H	R/ER	K/BB
------	----------	--------	----	---	------	------



BATTING/FIELDING 2022 SEASON AND CAREER HIGHS

2 | **Saviez Pinales** | So. | Shortstop

Category	Season	Career
Hits.....	3 (6x, last vs Wright State, 6/4/22)	same
Runs.....	3 (Portland, 4/14/22)	same
RBI's.....	3 (vs Wright State, 6/4/22)	same
Walks.....	2 (at Saint Mary's, 4/24/22)	same
Assists.....	6 (San Diego, 5/20/22)	same
Hit Streak.....	8 games (4/30-5/21/22)	
On Base Streak.....	18 games (3/24-4/24/22)	

3 | **Enzo Apodaca** | R-Fr. | Outfielder

Category	Season	Career
Hits.....	4 (2x, last at San Francisco, 4/10/22)	same
Runs.....	3 (2x, last vs Wright State, 6/4/22)	same
RBI's.....	4 (vs. Loyola Marymount, 5/26/22)	same
Walks.....	2 (4x, last at San Francisco, 4/10/22)	same
Assists.....	1 (at Cal Fullerton, 2/25/22)	same
Hit Streak.....	6 games (2x, last 4/2-4/10/22)	
On Base Streak.....	15 games (3/18-4/14/22)	

4 | **Connor Coballes** | Jr. | Infielder

Category	Season	Career
Hits.....	4 (at San Francisco, 4/8/22)	same
Runs.....	3 (2x, last at Pacific, 3/18/22)	same
RBI's.....	3 (Pepperdine, 4/1/22)	same
Walks.....	3 (Pepperdine, 4/2/22)	same
Assists.....	7 (2x, last Pepperdine, 4/3/22)	same
Hit Streak.....	5 games (2x, last 4/5-4/14/22)	
On Base Streak.....	9 games (5/17-pres.)	

6 | **Grayson Sterling** | R-So. | Infielder/ Outfielder

Category	Season	Career
Hits.....	3 (4x, last vs San Diego, 5/28/22)	4 (4/10/21)
Runs.....	3 (2x, last vs San Diego, 5/28/22)	3 (2x, last 2/19/22)
RBI's.....	4 (at San Francisco, 4/8/22)	6 (4/10/21)
Walks.....	3 (at San Francisco, 4/10/22)	same
Assists.....	N/A	1 (3/28/21)
Hit Streak.....	8 games (4/16-4/29/22)	
On Base Streak.....	10 games (2/18-3/12/22)	

7 | **Sam Canton** | Fr. | Outfielder

Category	Season	Career
Hits.....	1 (3x, last at Oklahoma State, 3/7/22)	same
Runs.....	1 (4x, last Washington St., 4/5/22)	same
RBI's.....	1 (2x, last at Long Beach St., 3/11/22)	same
Walks.....	1 (at Oklahoma St., 3/7/22)	same
Assists.....	N/A	N/A
Hit Streak.....	2 games (2/19-2/25/22)	
On Base Streak.....	2 games (2/19-2/25/22)	

9 | **Logan Johnstone** | Fr. | Outfielder

Category	Season	Career
Hits.....	2 (vs. New Mexico, 2/19/22)	same
Runs.....	1 (6x, last WSU, 4/5/22)	same
RBI's.....	1 (2x, last at Pacific 3/18/22)	same
Walks.....	2 (vs. California, 2/21/22)	same
Assists.....	1 (vs. California, 2/21/22)	same
Hit Streak.....	4 games (2x, last 3/12-4/2/22)	
On Base Streak.....	5 games (3/12-4/5/22)	

12 | **Cade McGee** | Fr. | Third Base / Outfielder

Category	Season	Career
Hits.....	3 (4x, last vs. Loyola Marymount, 5/26/22)	same
Runs.....	2 (8x, last vs. Loyola Marymount, 5/26/22)	same
RBI's.....	2 (6x, last at San Francisco, 4/10/22)	same
Walks.....	3 (at San Francisco, 4/9/22)	same
Assists.....	4 (2x, last Washington, 5/2/22)	same
Hit Streak.....	13 games (3/22-4/15/22)	
On Base Streak.....	32 games (2/27-4/29/22)	

13 | **Dylan Johnson** | Jr. | Outfielder

Category	Season	Career
Hits.....	3 (San Diego, 5/21/22)	same
Runs.....	1 (6x, last vs. Loyola Marymount, 5/26/22)	same
RBI's.....	2 (2x, last vs. Santa Clara, 5/13/22)	same
Walks.....	2 (2x, last vs. Portland, 5/27/22)	N/A
Assists.....	1 (Santa Clara 5/15/22)	same
Hit Streak.....	12 games (4/29-pres.)	
On Base Streak.....	12 games (4/29-pres.)	

15 | **Ezra Samperi** | Jr. | Catcher

Category	Season	Career
Hits.....	3 (3x, last vs San Diego, 5/27/22)	same
Runs.....	3 (at San Francisco, 4/9/22)	same
RBI's.....	3 (5x, last vs San Diego, 5/28/22)	same
Walks.....	2 (Santa Clara 5/15/22)	same
Assists.....	5 (Santa Clara 5/15/22)	same
Hit Streak.....	6 games (4/8-4/18/22)	
On Base Streak.....	6 games (4/8-4/18/22)	

16 | **Mason Marengo** | R-Jr. | Infielder

Category	Season	Career
Hits.....	2 (2x, last vs. Oregon St., 2/20/22)	4 (2x, last 3/28/21)
Runs.....	2 (2x, last vs. Cal Fullerton, 2/25/22)	4 (2x, last 4/10/21)
RBI's.....	2 (vs. New Mexico, 2/19/22)	4 (5/15/21)
Walks.....	2 (Washington St., 4/5/22)	2 (6x, last 4/13/21)
Assists.....	5 (vs. Oregon St., 2/20/22)	8 (2x, last 6/6/21)
Hit Streak.....	7 games (3/2- 3/23/19)	
On Base Streak.....	14 games (3/26- 4/17/21)	

30 | **Jaxon Sorenson** | Fr. | Infielder/Outfielder

Category	Season	Career
Hits.....	1 (2x, last vs. California, 2/21/22)	same
Runs.....	1 (2x, last vs. California, 2/21/22)	same
RBI's.....	1 (vs. Oregon State, 2/19/22)	same
Walks.....	N/A	N/A
Assists.....	4 (vs. California, 2/21/22)	same
Hit Streak.....	2 games (2/19-2/21/22)	
On Base Streak.....	2 games (2/19-2/21/22)	



SINGLE GAME PITCHING (GAME HIGHS DATING BACK TO 2008)

INDIVIDUAL

No Hitters

Alek Jacob at Pepperdine (4/16/21)
 Billy Walker vs. Central Wash. (3/4/90)
 Gregg Harris vs. Eastern Ore. (3/3/85)
 Tom Gorman vs. Northern Ariz. (3/15/80)
 Mike Davey vs. Idaho (4/9/73)

Complete Game Shutouts

Alek Jacob vs. LSU (6/4/21)
 Alek Jacob at Pepperdine (4/16/21)
 Eli Morgan Pacific (3/17/17)
 Eli Morgan at Cal State Fullerton (3/10/17)
 Eli Morgan at San Diego (5/20/16)
 Eli Morgan at Loyola Marymount (5/14/16)
 Eli Morgan Portland (4/9/16)
 Brandon Bailey Saint Mary's (4/12/15)
 Andrew Sopko Portland (4/19/14)
 Marco Gonzales..Appalachian State (5/11/13)
 Tyler Olson at Pepperdine (4/20/13)
 Marco Gonzales.....vs. Arkansas (3/1/13)
 Marco Gonzales.....Pacific (3/17/12)
 Marco Gonzales.....LMU (11 inn.) (4/28/12)
 Tyler Olson at Santa Clara (4/30/11)
 Ryan Carpenter at Santa Clara (4/29/11)
 Matt Fields Saint Mary's (5/1/09)

Innings Pitched

1. Marco Gonzales..... 11.0 (4/28/12)
 2. Brandon Bailey 9.2 (4/12/14)
 3. Several at 9.0 (last: Jacob, 6/4/21)

Strikeouts

1. Brandon Bailey 17 (5/26/16)
 2. Eli Morgan 15 (4/21/17)
 Eli Morgan 15 (3/10/17)
 Marco Gonzales..... 15 (4/28/12)
 5. William Kempner 14 (5/27/22)
 6. Trystan Vrieling..... 13 (3/7/22)
 Gabriel Hughes 13 (3/18/22)
 Gabriel Hughes 13 (4/22/22)
 Daniel Bies 13 (3/16/18)
 Eli Morgan 13 (3/17/17)
 Brandon Bailey 13 (4/1/16)
 Cody Martin..... 13 (2/26/10)

Most Hits Allowed

1. Tyler Olson 14 (5/24/12)
 Cody Martin..... 14 (4/30/10)
 Andrew Danner..... 14 (4/24/10)
 Cody Martin..... 14 (4/23/10)
 5. Eli Morgan 13 (4/13/17)
 Brandon Bailey 13 (5/2/14)
 Liam Baron..... 13 (4/25/10)
 7. Several at 12 (last: Lardner, 4/15/17)

Most Runs Allowed

1. Brandon Bailey 12 (5/16/15)
 Cody Martin..... 12 (5/14/10)
 Cody Martin..... 12 (4/30/10)
 Andrew Danner..... 12 (4/24/10)
 Jeremy Stumetz 12 (4/10/10)
 Ryan Carpenter 12 (3/26/10)
 7. Tyler Olson 10 (4/22/11)
 Reedy Berg..... 10 (5/18/08)
 9. Several at 9 (last: Spellacy, 5/5/19)

Most Walks Allowed

1. Gabriel Hughes 7 (3/12/21)
 2. Marco Gonzales..... 6 (5/5/12)
 Calvin LeBrun 6 (3/10/15)
 Cody Martin..... 6 (2/28/09)
 Billy Moon 6 (5/14/13)
 Tyler Olson 6 (2/20/11)
 Arturo Reyes..... 6 (3/24/13)
 Alek Jacob 6 (2/29/20)
 Alec Gomez 6 (4/5/21)
Jacob Rutherford..... 6 (2/19/22)
 Trystan Vrieling..... 6 (4/2/22)

TEAM

Innings Pitched

1. 16.0 San Francisco (3/25/17)
 2. 14.0 San Francisco (5/15/13)
 3. 15.0 Santa Clara (5/14/22)
 4. 13.0 at Santa Clara (3/20/21)
 13.0 at CSUN (2/22/19)
 13.0 at Washington State (5/15/18)
 13.0 at San Francisco (4/10/10)
 8. 12.0 at California (3/4/17)
 12.0 at Loyola Marymount (5/15/16)
 12.0 vs. Bradley (2/27/16)
 12.0 Loyola Marymount (4/28/12)
 12.0 at Lamar (2/25/12)
 12.0 at Hawaii (3/11/13)
 12.0 vs. Notre Dame (3/20/11)
 12.0 Pepperdine (3/31/12)

Strikeouts

1. 19 at Oklahoma State (3/7/22)
 19 Pepperdine (4/1/22)
 19 Santa Clara (5/14/22)
 4. 18 vs. Sacramento State (2/26/10)
 5. 17 Loyola Marymount (5/24/18)
 17 Saint Mary's (4/28/17)
 17 vs. BYU (5/26/16)
 17 Loyola Marymount (4/28/12)
 9. 16 at CSUN (2/22/19)
 16 at Pacific (4/2/16)
 16 at BYU (5/25/12)
 16 at Washington (3/31/09)

Fewest Hits Allowed

1. 0 at Pepperdine (4/16/21)
 0 vs. Central Washington (3/4/90)
 0 vs. Eastern Oregon (3/3/85)
 0 vs. Northern Arizona (3/15/80)
 0 vs. Idaho (4/9/73)
 5. 1 Pacific (3/17/17)
 6. 2 Portland (3/5/21)
 2 Portland 3/6/21)
 2 at Cal State Fullerton (3/10/17)
 2 at Missouri (3/8/11)
 10. 3 Several times (last: vs Portland
 3/7/21)

Most Hits Allowed

1. 25 vs. BYU (5/27/17)
 25 vs. Oregon (4/21/10)
 3. 24 at San Diego (4/24/10)
 4. 22 at San Francisco (4/10/10)
 22 at Utah Valley (3/26/10)
 6. 21 at San Diego (4/25/10)
 21 vs. Utah (3/24/09)
 8. 20 vs. Oregon State (2/21/21)
 9. 19 at California (3/4/17)
 19 Appalachian State (5/12/13)
 19 at San Francisco (4/22/12)
 19 at Washington State (3/29/11)
 19 vs. Santa Clara (4/30/10)
 19 vs. Pepperdine (4/18/10)

Most Runs Allowed

1. 21 at Utah Valley (3/26/10)
 2. 20 at San Francisco (4/10/10)
 20 vs. Oregon State (2/21/21)
 4. 19 vs. Oregon (4/21/10)
 5. 18 at San Diego (4/24/10)
 6. 17 vs Saint Mary's (5/5/19)
 17 at San Diego (4/25/10)
 17 at Washington State (3/29/11)
 17 at Pepperdine (5/16/15)
 9. 16 vs. BYU (5/27/17)
 16 at TCU (3/6/16)
 16 Utah (3/24/09)

Most Walks Allowed

1. 13 at Dallas Baptist (2/26/21)
 2. 12 vs. Oklahoma State (3/5/09)
 12 vs. Oregon State (2/21/21)
 4. 11 at TCU (3/12/21)
 5. 10 vs Oregon State (2/19/22)
 10 vs Saint Mary's (5/3/19)
 10 vs Bradley (2/27/16)
 10 vs. Oregon State (2/20/11)
 10 at UC Riverside (3/11/14)
 10 vs Portland (3/12/08)
 10 at Pepperdine (5/16/15)
 10 at Oregon State (4/5/21)



SINGLE GAME BATTING AND FIELDING (GAME HIGHS DATING BACK TO 2008)

INDIVIDUAL**At Bats**

- Sam Brown.....8 (3/25/17)
- Tyler Rando.....7 (5/14/22)
- Savier Pinales.....7 (5/14/22)**
- Nick Nyquist.....7 (5/12/19)
- Isaac Barrera.....7 (2/22/19)
- Jace VanDeBrake.....7 (3/25/17)
- Gunnar Schubert.....7 (3/25/17)
- Tyler Frost.....7 (3/4/17)
- Taylor Jones.....7 (2/20/16)
- Branson Trube.....7 (2/20/16)
- Mark Castellitto.....7 (3/25/10)
- Jason Chatwood.....7 (3/14/08)
- Steven Halcomb.....7 (2/25/12, 3/15/13)
- Drew Heid.....7 (3/26/10)

Runs Scored

- Mark Castellitto.....5 (3/25/10)
- Marcus McKimmy.....5 (3/9/08)
- Brett Harris.....5 (2/20/21)
- Several at4 (last: Vandebake, 5/12/19)

Hits

- Ernie Yake.....5 (5/4/18)
- Sam Brown.....5 (3/25/17)
- Steven Halcomb.....5 (5/26/12)
- Alex Stanford.....5 (3/31/12)
- Eric Lane.....5 (2/24/12)
- Cameron Edman.....5 (5/9/11)
- Mark Castellitto.....5 (3/25/10)
- Tyson Van Winkle.....5 (4/14/09)
- Grant Kveder.....5 (3/14/08)
- Several at4 (last: Sterling, 4/10/21)

Doubles

- Ernie Yake.....3 (4/10/21)
- Stephen Lund.....3 (3/10/20)
- Nick Nyquist.....3 (5/4/19)
- Ernesto Ortiz.....3 (4/20/09)
- Drew Heid.....3 (4/25/08)
- Ryan Wiegand.....3 (3/9/08)
- Several at2 (last: Harris, 4/27/19)

Triples

- Jeff Bohling.....2 (4/8/16)
- Sam Brown.....2 (5/9/15)

Home Runs

- Cameron Edman.....3 (5/9/11)
- Mark Castellitto.....3 (3/25/10)
- Ryan Wiegand.....3 (5/23/09)
- Several at2 (last: Harris, 5/14/21)

Runs Batted In

- Darin Holcombe.....10 (3/4/06)
- Ryan Wiegand.....8 (5/23/09)
- Mark Castellitto.....7 (3/25/10)
- Grayson Sterling.....6 (4/10/21)
- Stephen Lund.....6 (3/10/20)
- Jake Vieth.....6 (5/26/18)
- Jace VanDeBrake.....6 (4/16/16)
- Cameron Edman.....6 (5/9/11)
- Andy Hunter.....6 (2/21/10)
- Tyson Van Winkle.....6 (4/14/09)
- Evan Wells.....6 (3/14/08)
- Ryan Wiegand.....6 (3/9/08)
- Bryan Winston.....6 (2/28/08)

Walks

- Jake Vieth.....4 (5/19/17)
- Jake Vieth.....4 (3/4/17)
- Payden Cawley Lamb.....4 (4/1/14)
- Evan Wells.....4 (3/8/09)
- Several at3 (last: Rando, 5/22/21)

Stolen Bases

- Carson Breshears.....3 (4/20/18)
- Grant Kveder.....3 (5/19/09)
- Several at2 (last: Marengo, 3/6/21)

Putouts

- Ezra Samperi.....19 (5/14/22)**
- Tyler Rando.....19 (4/1/22)
- Jake Roberts.....19 (3/25/17)
- Taylor Jones.....17 (3/28/16)
- Andy Hunter.....17 (4/10/12)
- Cameron Edman.....17 (2/26/10)
- Austin Pinorini.....16 (2/22/19)
- Joey Harris.....16 (5/26/16)
- Taylor Jones.....16 (3/22/14)
- Maxx Garrett.....16 (4/28/12)
- Brian Yardley.....16 (4/12/10)
- Tyson Van Winkle.....16 (3/31/09)
- Ryan Wiegand.....16 (2/29/08)

Assists

- Jason Chatwood.....10 (2/29/08)
- Evan Wells.....9 (4/3/09)
- Mason Marengo.....8 (6/6/21)
- Mason Marengo.....8 (5/23/21)
- Dustin Breshears.....8 (4/10/16)
- Dustin Breshears.....8 (4/11/15)
- Dustin Breshears.....8 (2/21/15)
- Steven Halcomb.....8 (3/11/13)
- Steven Halcomb.....8 (5/22/12)
- Evan Wells.....8 (3/14/09)

Errors

- Ryan Sullivan.....3 (2/29/20)
- Mitchell Gunsolus.....3 (2/16/14)
- Steven Halcomb.....3 (4/12/13)
- Jason Chatwood.....3 (4/30/08)
- Jason Chatwood.....3 (3/30/08)
- Several at2 (last: Pinorini, 4/14/19)

Caught Stealing By

- Joey Harris.....3 (4/2/15)
- Joey Harris.....3 (2/14/15)
- Andrew Sopko.....3 (2/14/15)
- Steven Ames.....3 (4/19/09)
- Tyson Winkle.....3 (4/19/09)
- Several at2 (last: Morrison, 5/15/21))

TEAM**At Bats**

- 56.....San Francisco (3/25/17)
- 54.....at CSUN (2/22/19)
- 50.....at Washington State (5/15/18)
- 50.....at Grand Canyon (2/20/16)
- 50.....San Francisco (3/15/013)
- 50.....at San Francisco (4/10/10)
- 49.....Santa Clara (5/14/22)
- 49.....at Loyola Marymount (5/15/16)
- 49.....at Utah Valley (3/26/10)
- 48.....at Lamar (2/25/12)
- 48.....at Santa Clara (3/20/21)

Runs Scored

- 23.....at Utah Valley (3/25/10)
- 22.....vs Lamar (5/12/19)
- 21.....vs. Saint Mary's (4/10/21)
- 21.....at Grand Canyon (2/20/16)
- 19.....at Portland (4/3/19)
- 19.....Pacific (5/9/15)
- 19.....vs Georgia Southern (5/29/09)
- 19.....BYU (2/28/08)
- 18.....Portland (4/8/16)
- 18.....vs. Texas Southern (2/26/16)
- 18.....at Saint Mary's (4/27/08)
- 18.....at Sacramento State (3/22/08)

Hits

- 24.....at Grand Canyon (2/20/16)
- 22.....Washington State (4/14/09)
- 21.....vs. Saint Mary's (4/10/21)
- 21.....at CSUN (2/22/19)
- 21.....Portland (4/8/16)
- 21.....Washington State (4/3/12)
- 21.....Pepperdine (4/16/10)
- 21.....at Utah Valley (3/26/10)
- 21.....at Utah Valley (3/25/10)
- 21.....Saint Mary's (4/27/08)
- 21.....vs. New Mexico State (3/14/08)

Doubles

- 9.....vs. Saint Mary's (4/10/21)
- 8.....at Grand Canyon (2/20/16)
- 8.....New Mexico (4/2/11)
- 7.....Pacific (5/9/15)
- 7.....vs. Minnesota (3/12/11)
- 7.....at Utah Valley (3/25/10)
- 7.....Washington State (4/14/09)
- 7.....at Saint Mary's (4/25)
- 6.....vs Lamar (5/512/19)
- 6.....at Saint Mary's (5/4/19)
- 6.....at Portland (4/13/19)
- 6.....vs. Loyola Marymount (5/24/18)
- 6.....at Sacramento State (3/4/18)
- 6.....at BYU (4/29/16)
- 6.....at BYU (5/25/12)
- 6.....at Washington (4/27/10)
- 6.....Oregon (4/21/10)

Triples

- 4.....Portland (4/8/16)
- 3.....Pacific (5/9/15)
- 2.....10 times (last: Washington 3/28/16)



RETURNER CAREER SUMMARIES

APODACA, E.

Year	avg	gp-gs	ab	r	h	2b	3b	hr	rbi	tb	slg%	bb	hbp	so	gdp	ob%	sf	sh	sb-att	po	a	e	fld%
2022	.279	56-55	240	47	67	19	2	3	45	99	.413	21	10	46	2	.358	3	1	8-12	116	1	1	.992
TOTAL	.279	56-55	240	47	67	19	2	3	45	99	.413	21	10	46	2	.358	3	1	8-12	116	1	1	.992

CANTON, S.

Year	avg	gp-gs	ab	r	h	2b	3b	hr	rbi	tb	slg%	bb	hbp	so	gdp	ob%	sf	sh	sb-att	po	a	e	fld%
2022	.333	9-2	12	5	4	0	0	1	3	7	.583	1	1	3	0	.429	0	0	0-0	4	0	0	1.000
TOTAL	.333	9-2	12	5	4	0	0	1	3	7	.583	1	1	3	0	.429	0	0	0-0	4	0	0	1.000

COBALLES, C.

Year	avg	gp-gs	ab	r	h	2b	3b	hr	rbi	tb	slg%	bb	hbp	so	gdp	ob%	sf	sh	sb-att	po	a	e	fld%
2022	.254	56-55	209	36	53	1	0	1	23	57	.273	29	7	21	3	.363	0	7	3-4	76	130	7	.967
TOTAL	.254	56-55	209	36	53	1	0	1	23	57	.273	29	7	21	3	.363	0	7	3-4	76	130	7	.967

FRANCIS, K.

Year	avg	gp-gs	ab	r	h	2b	3b	hr	rbi	tb	slg%	bb	hbp	so	gdp	ob%	sf	sh	sb-att	po	a	e	fld%
2022	.000	0-0	0	0	0	0	0	0	0	0	.000	0	0	0	0	.000	0	0	0-0	0	0	1	.000
TOTAL	.000	0-0	0	0	0	0	0	0	0	0	.000	0	0	0	0	.000	0	0	0-0	0	0	1	.000

Year	era	w-l	app	gs	cq	sho	sv	ip	h	r	er	bb	so	2b	3b	hr	bf	bavq	wp	hbp	bk	sfa	sha
2022	8.22	0-0	5	0	0	0/1	0	7.2	13	8	7	2	8	2	1	2	41	.342	3	1	0	0	0
TOTAL	8.22	0-0	5	0	0	0/1	0	7.2	13	8	7	2	8	2	1	2	41	.342	3	1	0	0	0

JOHNSON, D.

Year	avg	gp-gs	ab	r	h	2b	3b	hr	rbi	tb	slg%	bb	hbp	so	gdp	ob%	sf	sh	sb-att	po	a	e	fld%
2022	.339	23-18	59	7	20	4	0	1	10	27	.458	7	1	18	0	.406	2	1	0-0	10	1	1	.917
TOTAL	.339	23-18	59	7	20	4	0	1	10	27	.458	7	1	18	0	.406	2	1	0-0	10	1	1	.917

JOHNSTONE, L

Year	avg	gp-gs	ab	r	h	2b	3b	hr	rbi	tb	slg%	bb	hbp	so	gdp	ob%	sf	sh	sb-att	po	a	e	fld%
2022	.273	25-9	44	6	12	0	1	0	2	14	.318	5	0	15	0	.347	0	0	0-0	12	1	0	1.000
TOTAL	.273	25-9	44	6	12	0	1	0	2	14	.318	5	0	15	0	.347	0	0	0-0	12	1	0	1.000

MCGEE, C.

Year	avg	gp-gs	ab	r	h	2b	3b	hr	rbi	tb	slg%	bb	hbp	so	gdp	ob%	sf	sh	sb-att	po	a	e	fld%
2022	.298	54-53	208	35	62	15	0	10	31	107	.514	24	10	42	3	.393	2	1	2-4	29	76	7	.938
TOTAL	.298	54-53	208	35	62	15	0	10	31	107	.514	24	10	42	3	.393	2	1	2-4	29	76	7	.938

Year	era	w-l	app	gs	cq	sho	sv	ip	h	r	er	bb	so	2b	3b	hr	bf	bavq	wp	hbp	bk	sfa	sha
2022	6.30	0-1	3	3	0	0/0	0	10.0	12	9	7	3	11	4	0	2	46	.300	1	1	0	1	1
TOTAL	6.30	0-1	3	3	0	0/0	0	10.0	12	9	7	3	11	4	0	2	46	.300	1	1	0	1	1

MULLAN, B.

Year	avg	gp-gs	ab	r	h	2b	3b	hr	rbi	tb	slg%	bb	hbp	so	gdp	ob%	sf	sh	sb-att	po	a	e	fld%
2021	.000	0-0	0	0	0	0	0	0	0	0	.000	0	0	0	0	.000	0	0	0-0	2	1	0	1.000
2022	.000	0-0	0	0	0	0	0	0	0	0	.000	0	0	0	0	.000	0	0	0-0	1	6	0	1.000
TOTAL	.000	0-0	0	0	0	0	0	0	0	0	.000	0	0	0	0	.000	0	0	0-0	3	7	0	1.000

Year	era	w-l	app	gs	cq	sho	sv	ip	h	r	er	bb	so	2b	3b	hr	bf	bavq	wp	hbp	bk	sfa	sha
2021	4.88	2-1	11	4	0	0/1	0	24.0	22	14	13	17	25	6	3	1	108	.250	7	1	0	1	1
2022	6.35	1-1	12	5	0	0/2	0	28.1	39	24	20	14	20	9	0	2	138	.328	6	2	1	0	3
TOTAL	5.68	3-2	23	9	0	0/3	0	52.1	61	38	33	31	45	15	3	3	246	.295	13	3	1	1	4



GONZAGA BULLDOGS BASEBALL

PINALES, S.

Year	avg	gp-gs	ab	r	h	2b	3b	hr	rbi	tb	slg%	bb	hbp	so	gdp	ob%	sf	sh	sb-att	po	a	e	fld%
2022	.297	52-48	182	36	54	7	2	4	24	77	.423	14	4	32	1	.360	0	5	15-19	68	89	4	.975
TOTAL	.297	52-48	182	36	54	7	2	4	24	77	.423	14	4	32	1	.360	0	5	15-19	68	89	4	.975

RUTHERFORD

Year	avg	gp-gs	ab	r	h	2b	3b	hr	rbi	tb	slg%	bb	hbp	so	gdp	ob%	sf	sh	sb-att	po	a	e	fld%
2022	.000	0-0	0	0	0	0	0	0	0	0	.000	0	0	0	0	.000	0	0	0-0	2	3	0	1.000
TOTAL	.000	0-0	0	0	0	0	0	0	0	0	.000	0	0	0	0	.000	0	0	0-0	2	3	0	1.000

Year	era	w-l	app	gs	cq	sho	sv	ip	h	r	er	bb	so	2b	3b	hr	bf	bavq	wp	hbp	bk	sfa	sha
2022	3.68	2-0	13	0	0	0/2	1	22.0	12	9	9	22	28	4	1	0	96	.169	6	1	0	1	1
TOTAL	3.68	2-0	13	0	0	0/2	1	22.0	12	9	9	22	28	4	1	0	96	.169	6	1	0	1	1

SAMPERI, E.

Year	avg	gp-gs	ab	r	h	2b	3b	hr	rbi	tb	slg%	bb	hbp	so	gdp	ob%	sf	sh	sb-att	po	a	e	fld%
2022	.274	42-35	135	22	37	5	4	3	29	59	.437	9	5	32	1	.340	1	1	1-5	291	29	4	.988
TOTAL	.274	42-35	135	22	37	5	4	3	29	59	.437	9	5	32	1	.340	1	1	1-5	291	29	4	.988

SORENSEN, J.

Year	avg	gp-gs	ab	r	h	2b	3b	hr	rbi	tb	slg%	bb	hbp	so	gdp	ob%	sf	sh	sb-att	po	a	e	fld%
2022	.133	10-3	15	2	2	0	0	0	1	2	.133	0	1	10	0	.188	0	0	0-0	15	6	0	1.000
TOTAL	.133	10-3	15	2	2	0	0	0	1	2	.133	0	1	10	0	.188	0	0	0-0	15	6	0	1.000

STERLING, G.

Year	avg	gp-gs	ab	r	h	2b	3b	hr	rbi	tb	slg%	bb	hbp	so	gdp	ob%	sf	sh	sb-att	po	a	e	fld%
2020	.000	5-3	12	0	0	0	0	0	0	0	.000	0	0	2	0	.000	0	0	0-0	3	0	0	1.000
2021	.304	40-33	112	22	34	9	0	2	18	49	.438	8	5	19	3	.370	2	3	2-2	44	1	1	.978
2022	.285	52-52	200	35	57	16	0	2	36	79	.395	23	2	44	2	.355	6	0	1-2	102	0	1	.990
TOTAL	.281	97-88	324	57	91	25	0	4	54	128	.395	31	7	65	5	.349	8	3	3-4	149	1	2	.987

WEELDREYER

Year	avg	gp-gs	ab	r	h	2b	3b	hr	rbi	tb	slg%	bb	hbp	so	gdp	ob%	sf	sh	sb-att	po	a	e	fld%
2022	.000	0-0	0	0	0	0	0	0	0	0	.000	0	0	0	0	.000	0	0	0-0	1	0	0	1.000
TOTAL	.000	0-0	0	0	0	0	0	0	0	0	.000	0	0	0	0	.000	0	0	0-0	1	0	0	1.000

Year	era	w-l	app	gs	cq	sho	sv	ip	h	r	er	bb	so	2b	3b	hr	bf	bavq	wp	hbp	bk	sfa	sha
2022	7.71	0-0	6	1	0	0/1	0	9.1	11	8	8	4	7	3	0	2	43	.282	2	0	0	0	0
TOTAL	7.71	0-0	6	1	0	0/1	0	9.1	11	8	8	4	7	3	0	2	43	.282	2	0	0	0	0

WILD, O.

Year	avg	gp-gs	ab	r	h	2b	3b	hr	rbi	tb	slg%	bb	hbp	so	gdp	ob%	sf	sh	sb-att	po	a	e	fld%
2022	.000	0-0	0	0	0	0	0	0	0	0	.000	0	0	0	0	.000	0	0	0-0	7	8	1	.938
TOTAL	.000	0-0	0	0	0	0	0	0	0	0	.000	0	0	0	0	.000	0	0	0-0	7	8	1	.938

Year	era	w-l	app	gs	cq	sho	sv	ip	h	r	er	bb	so	2b	3b	hr	bf	bavq	wp	hbp	bk	sfa	sha
2021	16.88	0-0	2	0	0	0/0	0	2.2	5	5	5	5	3	0	0	2	18	.417	2	1	0	0	0
2022	3.03	9-1	16	8	0	0/2	1	74.1	70	29	25	24	83	8	1	6	313	.252	2	3	0	4	4
TOTAL	3.51	9-1	18	8	0	0/2	1	77.0	75	34	30	29	86	8	1	8	331	.259	4	4	0	4	4



2022 Gonzaga Baseball
Individual Season/Career Summary for Gonzaga (as of Jan 08, 2023)
(All games Sorted by Batting avg)

Record: 37-19 Home: 12-4 Away: 20-10 Neutral: 5-5 Conference: 21-8

Player	SEASON													CAREER												
	Avg	G-GS	AB	R	H	2B	3B	HR	RBI	BB	Hbp	SO	Sb-Att	Avg	G-GS	AB	R	H	2B	3B	HR	RBI	BB	Hbp	SO	Sb-Att
JOHNSON, DYLAN	.339	23-18	59	7	20	4	0	1	10	7	1	18	0-0	.345	22-18	58	7	20	4	0	1	10	7	1	18	0-0
CANTON, SAM	.333	9-2	12	5	4	0	0	1	3	1	1	3	0-0	.273	8-2	11	4	3	0	0	0	2	1	1	3	0-0
RANDO, TYLER	.315	50-50	203	38	64	16	2	8	37	22	8	32	5-5	.323	49-49	198	37	64	16	2	8	37	22	8	30	5-5
MCGEHE, CADE	.298	54-53	208	35	62	15	0	10	31	24	10	42	2-4	.298	53-52	205	34	61	15	0	10	31	23	10	42	2-4
PIALES, SAVER	.297	52-48	182	36	54	7	2	4	24	14	4	32	15-19	.302	51-47	179	36	54	7	2	4	24	13	4	32	15-19
STERLING, GRAYSON	.285	52-52	200	35	57	16	0	2	36	23	2	44	1-2	.284	51-51	197	35	56	15	0	2	35	23	2	43	1-2
APODACA, ENZO	.279	56-55	240	47	67	19	2	3	45	21	10	46	8-12	.274	55-54	237	45	65	19	2	3	44	20	10	46	8-12
SAMPERI, EZRA	.274	42-35	135	22	37	5	4	3	29	9	5	32	1-5	.278	41-34	133	22	37	5	4	3	29	9	4	32	1-4
JOHNSTONE, LOGAN	.273	25-9	44	6	12	0	1	0	2	5	0	15	0-0	.256	24-9	43	6	11	0	1	0	2	5	0	15	0-0
KRAMER, SHEA	.267	55-55	214	39	55	14	3	3	35	19	2	32	2-2	.254	54-54	209	39	53	14	3	3	33	19	2	31	2-2
COBALLE, CONNOR	.264	56-55	209	36	53	1	0	1	23	29	7	21	3-4	.259	55-54	205	36	53	1	0	1	23	29	7	20	3-4
MARENCO, MASON	.244	28-10	45	10	11	1	0	0	6	5	0	16	1-1	.227	27-10	44	10	10	1	0	0	6	5	0	16	1-1
MACHTOLF, JACK	.231	42-37	134	18	31	8	0	1	22	14	6	30	2-2	.231	41-36	130	17	30	7	0	1	22	14	6	28	2-2
LUND, STEPHEN	.209	29-22	91	11	19	2	0	2	16	8	5	15	0-1	.211	28-22	90	11	19	2	0	2	16	8	5	15	0-1
SORENSEN, JAXON	.133	10-3	15	2	2	0	0	0	1	0	1	10	0-0	.143	9-3	14	2	2	0	0	0	1	0	1	9	0-0
COHENS, ISAIAH	.000	2-0	0	0	0	0	0	0	0	0	0	0	0-0	.000	2-0	0	0	0	0	0	0	0	0	0	0	0-0
Totals	.275	56-56	1991	347	548	108	14	39	320	201	62	388	40-57													
Opponents	.246	56-56	1900	270	468	82	15	41	252	245	35	596	59-78													

*2023 RETURNERS HIGHLIGHTED

Player	SEASON													CAREER												
	ERA	W-L	App	GS	CG	Sho	Sv	IP	H	R	ER	BB	SO	ERA	W-L	App	GS	CG	Sho	Sv	IP	H	R	ER	BB	SO
MCALLUM, LIAM	0.00	0-0	2	0	0	0	0	1.0	0	0	0	2	1	0.00	0-0	2	0	0	0	0	0	1.0	0	0	2	1
WALTERS, CARSON	0.00	0-0	1	0	0	0	0	0.1	0	1	0	1	0	0.00	0-0	1	0	0	0	0	0	0.1	0	1	0	1
SPELLACY, MICHAEL	2.19	3-1	21	0	0	0	12	37.0	33	9	20	36		2.19	3-1	21	0	0	0	12	37.0	33	9	20	36	
KEMPNER, WILL	3.00	2-1	8	8	0	0	0	36.0	25	15	12	21	48	3.00	2-1	8	8	0	0	0	36.0	25	15	12	21	48
WILD, OWEN	3.03	9-1	16	8	0	0	1	74.1	70	29	25	24	83	3.03	9-1	16	8	0	0	1	74.1	70	29	25	24	83
HUGHES, GABRIEL	3.21	8-3	15	15	0	0	0	98.0	76	40	35	37	138	3.21	8-3	15	15	0	0	0	98.0	76	40	35	37	138
RUTHERFORD, JACOB	3.68	2-0	13	0	0	0	1	22.0	12	9	9	22	28	3.68	2-0	13	0	0	0	1	22.0	12	9	9	22	28
JESSEE, BRODY	4.58	4-3	18	0	0	0	0	35.1	35	19	18	19	48	4.59	4-3	17	0	0	0	0	33.1	34	18	17	15	46
VREILING, TRYSTAN	4.91	4-4	15	15	0	0	0	80.2	75	48	44	46	107	4.44	4-3	14	14	0	0	0	79.0	71	43	39	42	104
ZEGLIN, NICO	5.58	2-1	17	0	0	0	1	30.2	29	19	19	16	41	5.79	2-1	16	0	0	0	1	28.0	28	18	18	15	37
MCGEHE, CADE	6.30	0-1	3	3	0	0	0	10.0	12	9	7	3	11	6.30	0-1	3	3	0	0	0	10.0	12	9	7	3	11
MULLAN, BRADLEY	6.35	1-1	12	5	0	0	0	28.1	39	24	20	14	20	5.72	1-1	11	5	0	0	0	28.1	39	22	18	14	20
GOMEZ, ALEC	6.49	2-3	13	1	0	0	2	26.1	25	21	19	12	15	4.74	2-3	12	1	0	0	2	24.2	21	15	13	11	15
WHEELDREYER, NATE	7.71	0-0	6	1	0	0	0	9.1	11	8	8	4	7	7.71	0-0	6	1	0	0	0	9.1	11	8	8	4	7
FRANCIS, KAI	8.22	0-0	5	0	0	0	0	7.2	13	8	7	2	8	8.22	0-0	5	0	0	0	0	7.2	13	8	7	2	8
NAUGHTON, DANIEL	12.27	0-0	5	0	0	0	1	7.1	13	11	10	2	5	12.27	0-0	5	0	0	0	1	7.1	13	11	10	2	5
Totals	4.32	37-19	56	56	0	6	18	504.1	468	270	242	245	596													
Opponents	5.21	19-37	56	56	1	1	5	504.2	548	347	292	201	388													

*2023 RETURNERS HIGHLIGHTED



GONZAGA BULLDOGS BASEBALL

2022 Gonzaga Baseball Batting Leaders for Gonzaga (as of Jan 08, 2023) (All games)

Hitting minimums - 1 Games
Pitching minimums - 1 Games

Batting avg	
1. JOHNSON, DYLAN	.339
2. CANTON, SAM	.333
3. RANDO, TYLER	.315
4. MCGEE, CADE	.298
5. PINALES, SAVIER	.297

Runs scored	
1. APODACA, ENZO	47
2. KRAMER, SHEA	39
3. RANDO, TYLER	38
4. PINALES, SAVIER	36
COBALLES, CONNOR	36

Doubles	
1. APODACA, ENZO	19
2. STERLING, GRAYSON	16
RANDO, TYLER	16
4. MCGEE, CADE	15
5. KRAMER, SHEA	14

Total bases	
1. RANDO, TYLER	108
2. MCGEE, CADE	107
3. APODACA, ENZO	99
4. KRAMER, SHEA	84
5. STERLING, GRAYSON	79

Sac bunts	
1. COBALLES, CONNOR	7
2. PINALES, SAVIER	5
3. KRAMER, SHEA	4
4. MACHTOLF, JACK	3
5. LUND, STEPHEN	2

Caught stealing	
1. APODACA, ENZO	4
PINALES, SAVIER	4
SAMPERI, EZRA	4
4. MCGEE, CADE	2
5. 3 tied at.....	1

Strikeouts	
1. APODACA, ENZO	46
2. STERLING, GRAYSON	44
3. MCGEE, CADE	42
4. 4 tied at....	32

At bats	
1. APODACA, ENZO	240
2. KRAMER, SHEA	214
3. COBALLES, CONNOR	209
4. MCGEE, CADE	208
5. RANDO, TYLER	203

Games as sub	
1. MARENCO, MASON	18
2. JOHNSTONE, LOGAN	16
3. 4 tied at....	7

Slugging pct	
1. CANTON, SAM	.583
2. RANDO, TYLER	.532
3. MCGEE, CADE	.514
4. JOHNSON, DYLAN	.458
5. SAMPERI, EZRA	.437

Hits	
1. APODACA, ENZO	67
2. RANDO, TYLER	64
3. MCGEE, CADE	62
4. STERLING, GRAYSON	57
5. KRAMER, SHEA	55

Triples	
1. SAMPERI, EZRA	4
2. KRAMER, SHEA	3
3. APODACA, ENZO	2
RANDO, TYLER	2
PINALES, SAVIER	2

Walks	
1. COBALLES, CONNOR	29
2. MCGEE, CADE	24
3. STERLING, GRAYSON	23
4. RANDO, TYLER	22
5. APODACA, ENZO	21

Sac flies	
1. STERLING, GRAYSON	6
2. KRAMER, SHEA	4
3. APODACA, ENZO	3
4. 5 tied at....	2

Steal attempts	
1. PINALES, SAVIER	19
2. APODACA, ENZO	12
3. SAMPERI, EZRA	5
RANDO, TYLER	5
5. 2 tied at..	4

Grounded into DP	
1. LUND, STEPHEN	4
2. COBALLES, CONNOR	3
3. MCGEE, CADE	3
RANDO, TYLER	3
5. 3 tied at...	2

Games played	
1. COBALLES, CONNOR	56
APODACA, ENZO	56
3. KRAMER, SHEA	55
4. MCGEE, CADE	54
5. 2 tied at.....	52

On base pct	
1. CANTON, SAM	.429
2. JOHNSON, DYLAN	.406
3. RANDO, TYLER	.400
4. MCGEE, CADE	.393
5. COBALLES, CONNOR	.363

Runs batted in	
1. APODACA, ENZO	45
2. RANDO, TYLER	37
3. STERLING, GRAYSON	36
4. KRAMER, SHEA	35
5. MCGEE, CADE	31

Home runs	
1. MCGEE, CADE	10
2. RANDO, TYLER	8
3. PINALES, SAVIER	4
4. 3 tied at...	3

Hit by pitch	
1. APODACA, ENZO	10
MCGEE, CADE	10
3. RANDO, TYLER	8
4. COBALLES, CONNOR	7
5. MACHTOLF, JACK	6

Stolen bases	
1. PINALES, SAVIER	15
2. APODACA, ENZO	8
3. RANDO, TYLER	5
4. COBALLES, CONNOR	3
5. 3 tied at...	2

Stolen base pct	
1. KRAMER, SHEA	1.000
RANDO, TYLER	1.000
MACHTOLF, JACK	1.000
MARENCO, MASON	1.000
5. PINALES, SAVIER	.789

Total plate appearances	
1. APODACA, ENZO	275
2. COBALLES, CONNOR	252
3. MCGEE, CADE	245
4. KRAMER, SHEA	243
5. RANDO, TYLER	235

Game starts	
1. COBALLES, CONNOR	55
KRAMER, SHEA	55
APODACA, ENZO	55
4. MCGEE, CADE	53
5. STERLING, GRAYSON	52

*2023 RETURNERS HIGHLIGHTED



GONZAGA BULLDOGS BASEBALL

2022 Gonzaga Baseball Pitching Leaders for Gonzaga (as of Jan 08, 2023) (All games)

Hitting minimums - 1 Games
Pitching minimums - 1 Games

Earned run avg	
1. MCCALLUM, LIAM	0.00
WALTERS, CARSON	0.00
3. SPELLACY, MICHAEL	2.19
4. KEMPNER, WILL	3.00
5. WILD, OWEN	3.03

Wins	
1. WILD, OWEN	9
2. HUGHES, GABRIEL	8
3. JESSEE, BRODY	4
VRIELING, TRYSTAN	4
5. SPELLACY, MICHAEL	3

Innings pitched	
1. HUGHES, GABRIEL	98.0
2. VRIELING, TRYSTAN	80.2
3. WILD, OWEN	74.1
4. SPELLACY, MICHAEL	37.0
5. KEMPNER, WILL	36.0

Games started	
1. VRIELING, TRYSTAN	15
HUGHES, GABRIEL	15
3. WILD, OWEN	8
KEMPNER, WILL	8
5. MULLAN, BRADLEY	5

Wild pitches	
1. HUGHES, GABRIEL	10
2. VRIELING, TRYSTAN	7
3. RUTHERFORD, JACOB	6
MULLAN, BRADLEY	6
5. JESSEE, BRODY	4

Intentional BB allowed	
1. GOMEZ, ALEC	3
2. ZEGLIN, NICO	2
VRIELING, TRYSTAN	2
SPELLACY, MICHAEL	2
5. JESSEE, BRODY	1

Sac bunts allowed	
1. VRIELING, TRYSTAN	7
2. WILD, OWEN	4
3. 4 tied at....	3

Runs allowed	
1. MCCALLUM, LIAM	0
2. WALTERS, CARSON	1
3. WEELDREYER, NATE	8
FRANCIS, KAI	8
5. SPELLACY, MICHAEL	9

Doubles allowed	
1. WALTERS, CARSON	0
MCCALLUM, LIAM	0
3. FRANCIS, KAI	2
4. ZEGLIN, NICO	3
WEELDREYER, NATE	3

Opposing bat avg	
1. MCCALLUM, LIAM	.000
2. RUTHERFORD, JACOB	.169
3. KEMPNER, WILL	.200
4. HUGHES, GABRIEL	.212
5. SPELLACY, MICHAEL	.243

Losses	
1. VRIELING, TRYSTAN	4
2. GOMEZ, ALEC	3
HUGHES, GABRIEL	3
JESSEE, BRODY	3
5. 6 tied at...	1

Batters struck out	
1. HUGHES, GABRIEL	138
2. VRIELING, TRYSTAN	107
3. WILD, OWEN	83
4. KEMPNER, WILL	48
JESSEE, BRODY	48

Games finished	
1. SPELLACY, MICHAEL	19
2. JESSEE, BRODY	8
3. GOMEZ, ALEC	7
4. RUTHERFORD, JACOB	5
5. 2 tied at...	4

Balks	
1. VRIELING, TRYSTAN	1
MULLAN, BRADLEY	1
JESSEE, BRODY	1

Runners picked off	
1. RUTHERFORD, JACOB	1
SPELLACY, MICHAEL	1
VRIELING, TRYSTAN	1

Sac flies allowed	
1. WILD, OWEN	4
2. HUGHES, GABRIEL	3
3. 7 tied at....	1

Earned runs allowed	
1. MCCALLUM, LIAM	0
WALTERS, CARSON	0
3. FRANCIS, KAI	7
MCGEE, CADE	7
5. WEELDREYER, NATE	8

Triples allowed	
1. WALTERS, CARSON	0
MCCALLUM, LIAM	0
MULLAN, BRADLEY	0
KEMPNER, WILL	0
WEELDREYER, NATE	0

Won-loss pct	
1. RUTHERFORD, JACOB	1.000
2. WILD, OWEN	.900
3. SPELLACY, MICHAEL	.750
4. HUGHES, GABRIEL	.727
5. KEMPNER, WILL	.667

Saves	
1. SPELLACY, MICHAEL	12
2. GOMEZ, ALEC	2
3. 4 tied at.....	1

Appearances	
1. SPELLACY, MICHAEL	21
2. JESSEE, BRODY	18
3. ZEGLIN, NICO	17
4. WILD, OWEN	16
5. 2 tied at.....	15

Games in relief	
1. SPELLACY, MICHAEL	21
2. JESSEE, BRODY	18
3. ZEGLIN, NICO	17
4. RUTHERFORD, JACOB	13
5. GOMEZ, ALEC	12

Hit batters	
1. KEMPNER, WILL	8
2. JESSEE, BRODY	7
3. HUGHES, GABRIEL	4
NAUGHTON, DANIEL	4
5. 2 tied at.	3

Batters SO out looking	
1. HUGHES, GABRIEL	32
2. VRIELING, TRYSTAN	22
3. WILD, OWEN	16
4. SPELLACY, MICHAEL	15
5. JESSEE, BRODY	12

Hits allowed	
1. WALTERS, CARSON	0
MCCALLUM, LIAM	0
3. WEELDREYER, NATE	11
4. RUTHERFORD, JACOB	12
MCGEE, CADE	12

Walks allowed	
1. WALTERS, CARSON	1
2. FRANCIS, KAI	2
MCCALLUM, LIAM	2
NAUGHTON, DANIEL	2
5. MCGEE, CADE	3

Home runs allowed	
1. WALTERS, CARSON	0
MCCALLUM, LIAM	0
RUTHERFORD, JACOB	0
NAUGHTON, DANIEL	0
5. GOMEZ, ALEC	2

*2023 RETURNERS HIGHLIGHTED



**2022 Gonzaga Baseball
Fielding Leaders for Gonzaga (as of Jan 08, 2023)
(All games)**

Hitting minimums - 1 Games
Pitching minimums - 1 Games

Fielding pct	
1. SORENSON, JAXON	1.000
JOHNSTONE, LOGAN	1.000
CANTON, SAM	1.000
4. KRAMER, SHEA	.992
5. APODACA, ENZO	.992

Assists	
1. COBALLES, CONNOR	130
2. PINALES, SAVIER	89
3. MCGEE, CADE	76
4. KRAMER, SHEA	34
5. MARENCO, MASON	31

Stolen bases against	
1. SAMPERI, EZRA	41
2. RANDO, TYLER	15
3. JESSEE, BRODY	10
4. RUTHERFORD, JACOB	9
5. ZEGLIN, NICO	7

Passed balls	
1. SAMPERI, EZRA	9
2. RANDO, TYLER	2

Chances	
1. KRAMER, SHEA	393
2. SAMPERI, EZRA	324
3. RANDO, TYLER	318
4. COBALLES, CONNOR	213
5. PINALES, SAVIER	161

Errors	
1. COBALLES, CONNOR	7
MCGEE, CADE	7
3. PINALES, SAVIER	4
SAMPERI, EZRA	4
5. 4 tied at.....	3

Caught stealing by	
1. SAMPERI, EZRA	14
2. HUGHES, GABRIEL	7
3. RANDO, TYLER	4
ZEGLIN, NICO	4
5. 3 tied at.....	2

Catchers interference	
-----------------------	--

Putouts	
1. KRAMER, SHEA	356
2. RANDO, TYLER	299
3. SAMPERI, EZRA	291
4. APODACA, ENZO	116
5. STERLING, GRAYSON	102

Fielding double plays	
1. KRAMER, SHEA	32
2. COBALLES, CONNOR	28
3. PINALES, SAVIER	16
4. MARENCO, MASON	9
5. MCGEE, CADE	4

Steal attempts against	
1. SAMPERI, EZRA	55
2. RANDO, TYLER	19
3. RUTHERFORD, JACOB	11
ZEGLIN, NICO	11
5. JESSEE, BRODY	10

*2023 RETURNERS

HIGHLIGHTED

GONZAGA BULLDOGS BASEBALL

2022 Gonzaga Baseball Team Game-by-Game for Gonzaga (as of Jan 08, 2023) Batting (All games)

Date	Opponent	ab	r	h	rbi	2b	3b	hr	tb	bb	ibb	sb	cs	hbp	sac	sf	gdp	k	po	a	e	lob	avg
Feb 18	vs New Mexico	31	3	4	2	0	0	0	4	2	0	1	0	1	0	0	0	9	27	6	0	5	.129
Feb 19	vs Oregon State	40	5	14	4	3	0	0	17	4	0	0	1	2	0	0	0	9	24	7	2	14	.254
Feb 19	vs New Mexico	42	12	14	12	5	2	0	23	4	0	1	0	3	1	0	1	4	27	12	3	11	.283
Feb 20	vs Oregon State	38	5	11	5	5	0	0	16	5	0	0	0	0	0	1	0	9	24	10	1	12	.285
Feb 21	vs California	40	9	13	8	2	1	1	20	4	0	1	0	1	0	0	0	9	27	12	0	9	.293
Feb 25	at Cal State Fullerton	40	12	15	11	3	0	0	18	3	0	1	0	3	0	3	0	2	27	7	1	10	.307
Feb 26	at Cal State Fullerton	30	2	4	0	1	0	0	5	2	0	0	0	4	2	0	0	9	27	11	0	9	.287
Feb 27	at Cal State Fullerton	37	3	8	2	2	1	0	12	1	0	2	1	0	0	1	0	8	30	11	0	6	.279
Mar 04	at Oklahoma State	34	4	10	4	1	0	0	11	1	0	0	0	0	2	0	1	10	27	7	0	6	.280
Mar 05	at Oklahoma State	32	2	3	2	0	0	2	9	2	0	0	0	0	1	0	0	11	30	11	1	3	.264
Mar 07	at Oklahoma State	31	2	7	2	1	0	0	8	2	0	0	1	1	2	0	0	8	27	8	1	7	.261
Mar 09	at Mizzou	38	10	12	7	0	0	0	12	3	0	0	0	1	1	0	1	5	27	10	2	6	.266
Mar 11	at Long Beach State	33	7	9	7	3	0	1	15	4	0	0	1	0	1	1	0	7	27	7	1	5	.266
Mar 12	at Long Beach State	36	3	11	2	2	0	0	13	1	0	0	0	1	0	1	0	4	24	5	3	9	.269
Mar 13	at Long Beach State	29	0	2	0	0	0	0	2	1	0	0	0	0	0	0	0	8	25	6	0	3	.258
*3/18/2022	at Pacific	42	13	17	11	5	0	0	22	8	0	0	0	1	0	1	0	10	27	6	1	12	.269
*3/19/2022	at Pacific	36	9	9	9	1	1	0	12	8	0	4	0	4	0	0	2	6	27	3	3	12	.268
*3/20/2022	at Pacific	35	5	10	5	2	0	0	12	3	0	1	1	2	0	1	1	3	27	7	1	9	.269
*Mar 24	at BYU	33	2	8	2	2	0	0	10	0	0	1	0	0	0	0	1	6	24	8	0	6	.267
*Mar 25	at BYU	36	6	11	5	4	0	0	15	2	0	1	0	2	1	0	1	8	27	9	2	8	.269
*Mar 26	at BYU	37	9	9	7	4	0	1	16	7	0	1	0	1	1	0	0	10	27	10	0	10	.268
3/22/22	OREGON	35	5	11	4	1	1	1	17	6	0	0	1	2	0	0	0	6	27	10	1	11	.270
*Apr 01	PEPPERDINE	42	5	9	5	4	0	0	13	4	0	0	0	1	0	0	0	6	33	8	1	9	.267
*Apr 02	PEPPERDINE	33	7	11	6	2	0	1	16	4	0	0	1	0	0	2	0	4	27	6	0	8	.270
*Apr 03	PEPPERDINE	31	7	12	7	1	1	0	15	2	0	1	1	2	1	1	0	3	27	13	0	6	.274
Apr 05	WSU	31	12	9	12	0	1	2	17	7	0	0	0	3	1	2	0	12	27	12	1	8	.274
*Apr 08	at San Francisco	38	11	15	11	0	0	1	18	4	0	4	1	3	0	1	1	6	27	7	0	8	.279
*Apr 09	at San Francisco	38	11	14	9	2	0	2	22	6	0	1	1	2	0	1	3	6	26	2	1	9	.283
*Apr 10	at San Francisco	40	17	15	17	5	0	1	23	9	1	1	0	1	0	1	1	7	27	11	0	7	.286
*Apr 15	PORTLAND	29	1	4	1	0	0	0	4	4	0	2	0	1	2	0	0	5	27	11	1	8	.282
*Apr 16	PORTLAND	33	5	9	5	2	1	0	13	0	0	1	1	1	0	0	0	3	27	8	2	5	.282
*Apr 14	PORTLAND	34	5	9	4	1	0	2	16	4	0	1	0	0	0	0	0	9	27	4	1	9	.281
Apr 18	at Oregon State	44	13	17	11	4	1	0	23	3	0	0	0	2	0	0	2	4	27	7	0	9	.285
Apr 19	at Oregon State	33	4	8	4	2	1	1	15	1	0	1	1	0	0	0	0	4	24	7	1	3	.284
*Apr 22	at Saint Mary's	36	4	11	4	0	1	1	16	1	0	3	0	0	2	0	0	9	27	7	1	8	.285
*Apr 23	at Saint Mary's	33	2	8	2	0	0	0	8	4	0	2	1	1	1	0	0	7	24	11	0	10	.284
*Apr 24	at Saint Mary's	31	4	6	4	0	0	0	6	3	0	2	0	2	0	2	0	10	27	7	0	7	.281
Apr 26	at WSU	37	5	10	5	1	0	1	14	4	0	0	0	1	1	0	0	12	24	6	2	11	.281
*Apr 29	LOYOLA MARYMOUNT	32	5	8	5	2	0	1	13	1	0	1	0	1	0	0	0	4	27	9	0	5	.280
*Apr 30	LOYOLA MARYMOUNT	31	4	4	4	0	0	2	10	3	0	0	1	0	0	0	0	12	27	5	0	3	.277
*May 01	LOYOLA MARYMOUNT	33	6	11	6	4	0	0	15	5	0	0	0	0	0	0	0	4	27	6	0	8	.278
May 02	WASHINGTON	28	5	6	5	1	0	1	10	4	0	0	1	0	0	1	0	3	27	10	0	4	.277
*May 13	SANTA CLARA	28	3	5	3	1	0	0	6	4	0	1	0	1	2	0	0	8	27	11	1	7	.275
*May 14	SANTA CLARA	49	5	8	5	2	0	1	13	6	1	1	0	1	1	0	0	5	45	12	0	8	.272
*May 15	SANTA CLARA	30	4	7	4	2	0	1	12	1	0	1	1	1	0	0	0	7	27	8	0	4	.271
5/17/22	at Oregon	35	4	8	4	2	0	1	13	4	0	1	0	1	0	0	0	4	25	12	1	9	.270
*May 20	at San Diego	40	8	14	7	3	0	1	20	1	0	0	0	2	0	0	1	15	27	11	0	8	.272
*May 21	at San Diego	32	4	5	4	1	0	1	9	3	0	0	0	1	1	1	0	6	24	12	1	7	.270
*May 21	at San Diego	36	1	10	1	1	0	0	11	5	0	1	0	1	0	0	0	5	27	8	0	14	.270
*May 26	LOYOLA MARYMOUNT	41	16	18	16	5	2	5	42	1	0	0	0	2	0	1	0	1	27	8	0	5	.274
*May 27	at San Diego	36	3	9	3	2	0	2	17	2	0	0	0	0	0	0	1	11	24	10	1	8	.273
May 27	vs Portland	34	7	9	6	3	0	1	15	10	0	0	0	0	1	1	1	8	27	3	1	12	.273
May 28	vs San Diego	47	12	18	12	2	0	2	26	5	1	0	0	0	0	1	2	5	33	11	2	8	.276
Jun 03	vs Columbia	34	2	7	2	1	0	1	11	1	0	0	0	0	0	0	0	9	27	10	1	6	.275
Jun 04	vs WSU	39	11	12	10	3	0	0	15	9	0	1	0	1	0	0	1	5	27	9	1	11	.275
Jun 05	vs Columbia	38	6	10	5	2	0	1	15	3	0	0	1	1	0	1	0	8	24	12	0	10	.275
Totals		1991	347	548	320	108	14	39	801	201	3	40	17	62	25	25	21	388	1513	477	43	445	.275



GONZAGA BULLDOGS BASEBALL

2022 Gonzaga Baseball
Team Game-by-Game for Gonzaga (as of Jan 08, 2023)
Pitching (All games)

Date	Opponent	ip	h	r	er	bb	so	2b	3b	hr	wp	bk	hbp	dp	ibb	score	w-l	sv	era
Feb 18	vs New Mexico	9.0	8	2	2	1	12	4	0	0	1	0	0	0	0	3-2	1-0	0	2.00
Feb 19	vs Oregon State	8.0	10	13	11	10	5	3	0	0	0	0	4	2	0	5-13	1-1	0	6.88
Feb 19	vs New Mexico	9.0	4	2	0	2	8	1	0	0	2	0	0	1	0	12-2	2-1	0	4.50
Feb 20	vs Oregon State	8.0	12	9	9	5	8	1	2	0	1	0	0	1	0	5-9	2-2	0	5.82
Feb 21	vs California	9.0	12	8	8	3	10	4	1	3	1	0	0	0	1	9-8	3-2	0	6.28
Feb 25	at Cal State Fullerton	9.0	6	3	2	4	12	1	0	0	1	0	1	0	0	12-3	4-2	0	5.54
Feb 26	at Cal State Fullerton	9.0	5	0	0	6	6	1	0	0	2	0	1	6	0	2-0	5-2	1	4.72
Feb 27	at Cal State Fullerton	10.0	6	2	2	2	13	0	0	0	0	0	0	2	0	3-2	6-2	1	4.31
Mar 04	at Oklahoma State	9.0	5	3	3	3	13	1	0	1	0	0	0	1	0	4-3	7-2	2	4.16
Mar 05	at Oklahoma State	10.0	6	1	0	6	12	0	0	0	0	1	2	0	1	2-1	8-2	2	3.70
Mar 07	at Oklahoma State	9.0	6	1	0	4	19	0	0	0	3	0	0	0	1	2-1	9-2	3	3.36
Mar 09	at Mizzou	9.0	14	5	4	2	7	1	0	0	2	0	0	1	0	10-5	10-2	3	3.42
Mar 11	at Long Beach State	9.0	9	2	1	3	10	1	0	0	1	0	1	1	0	7-2	11-2	4	3.23
Mar 12	at Long Beach State	8.0	17	13	12	4	6	3	1	5	0	0	1	0	0	3-13	11-3	4	3.89
Mar 13	at Long Beach State	8.1	6	1	1	1	9	0	0	0	0	0	0	0	0	0-1	11-4	4	3.71
*3/18/2022	at Pacific	9.0	2	0	0	2	15	0	0	0	0	0	1	1	0	13-0	12-4	4	3.48
*3/19/2022	at Pacific	9.0	8	7	4	7	16	3	0	0	0	0	2	0	0	9-7	13-4	5	3.51
*3/20/2022	at Pacific	9.0	8	3	3	1	14	1	0	3	0	0	1	1	0	5-3	14-4	6	3.48
*Mar 24	at BYU	8.0	11	11	11	7	9	4	1	1	0	0	0	0	1	2-11	14-5	6	3.90
*Mar 25	at BYU	9.0	10	3	2	4	6	2	0	0	0	0	1	1	0	6-3	15-5	6	3.81
*Mar 26	at BYU	9.0	11	4	4	5	6	1	1	1	0	0	1	2	0	9-4	16-5	7	3.82
3/22/22	OREGON	9.0	14	9	7	3	6	4	0	2	0	0	0	1	0	5-9	16-6	7	3.96
*Apr 01	PEPPERDINE	11.0	12	7	6	4	19	1	1	2	4	0	2	0	0	5-7	16-7	7	4.01
*Apr 02	PEPPERDINE	9.0	5	2	2	6	11	1	0	0	0	0	0	0	0	7-2	17-7	8	3.93
*Apr 03	PEPPERDINE	9.0	6	4	2	0	8	0	1	1	0	0	0	1	0	7-4	18-7	9	3.85
Apr 05	WSU	9.0	4	0	0	6	7	1	0	0	1	0	0	1	0	12-0	19-7	9	3.70
*Apr 08	at San Francisco	9.0	6	3	3	2	12	0	1	0	0	0	1	1	0	11-3	20-7	9	3.68
*Apr 09	at San Francisco	8.2	14	14	14	9	12	3	0	4	1	0	0	0	2	11-14	20-8	9	4.05
*Apr 10	at San Francisco	9.0	14	13	13	9	8	2	1	0	1	0	0	0	0	17-13	21-8	9	4.36
*Apr 15	PORTLAND	9.0	8	2	1	1	9	1	0	0	0	0	0	0	0	1-2	21-9	9	4.25
*Apr 16	PORTLAND	9.0	6	2	2	1	10	0	0	1	0	0	1	1	0	5-2	22-9	10	4.18
*Apr 14	PORTLAND	9.0	7	3	0	6	16	2	0	0	2	0	0	0	0	5-3	23-9	11	4.05
Apr 18	at Oregon State	9.0	11	6	6	5	11	4	1	0	3	0	0	0	0	13-6	24-9	12	4.10
Apr 19	at Oregon State	8.0	10	9	8	9	6	3	0	1	3	0	0	0	0	4-9	24-10	12	4.23
*Apr 22	at Saint Mary's	9.0	6	0	0	2	17	0	1	0	0	0	0	0	0	4-0	25-10	12	4.11
*Apr 23	at Saint Mary's	8.0	7	4	4	6	7	0	0	1	0	0	0	1	0	2-4	25-11	12	4.12
*Apr 24	at Saint Mary's	9.0	5	2	2	1	12	1	0	0	0	0	0	0	0	4-2	26-11	13	4.06
Apr 26	at WSU	8.0	11	6	5	5	10	2	0	0	3	0	1	0	1	5-6	26-12	13	4.10
*Apr 29	LOYOLA MARYMOUNT	9.0	7	3	3	2	14	0	0	1	2	0	0	0	0	5-3	27-12	14	4.07
*Apr 30	LOYOLA MARYMOUNT	9.0	9	5	5	5	13	1	1	0	1	0	1	0	0	4-5	27-13	14	4.10
*May 01	LOYOLA MARYMOUNT	9.0	11	5	5	3	14	2	0	1	1	0	0	1	1	6-5	28-13	15	4.12
May 02	WASHINGTON	9.0	5	2	2	4	7	1	0	1	1	0	0	0	0	5-2	29-13	16	4.07
*May 13	SANTA CLARA	9.0	6	2	2	5	7	0	0	0	1	0	0	0	0	3-2	30-13	16	4.02
*May 14	SANTA CLARA	15.0	11	3	3	8	19	3	0	1	2	0	1	0	0	5-3	31-13	16	3.93
*May 15	SANTA CLARA	9.0	7	1	1	3	15	3	0	0	0	0	2	0	0	4-1	32-13	16	3.87
5/17/22	at Oregon	8.1	8	5	5	2	8	1	0	1	1	1	0	0	0	4-5	32-14	16	3.90
*May 20	at San Diego	9.0	7	4	4	3	9	1	2	1	0	0	1	0	0	8-4	33-14	16	3.90
*May 21	at San Diego	8.0	9	7	7	6	6	1	0	0	1	0	0	0	0	4-7	33-15	16	3.98
*May 21	at San Diego	9.0	2	0	0	4	13	0	0	0	0	0	2	0	0	1-0	34-15	17	3.90
*May 26	LOYOLA MARYMOUNT	9.0	8	2	2	2	7	1	0	0	0	0	0	1	0	16-2	35-15	17	3.86
*May 27	at San Diego	8.0	7	5	5	3	10	1	0	2	0	0	2	1	0	3-5	35-16	17	3.89
May 27	vs Portland	9.0	6	0	0	6	17	0	0	0	0	0	0	1	0	7-0	36-16	18	3.81
May 28	vs San Diego	11.0	12	15	12	9	12	3	0	2	2	0	1	0	1	12-15	36-17	18	3.95
Jun 03	vs Columbia	9.0	13	8	8	3	9	4	0	2	1	0	0	1	0	2-8	36-18	18	4.03
Jun 04	vs WSU	9.0	8	9	9	10	10	1	0	2	1	0	0	2	0	11-9	37-18	18	4.12
Jun 05	vs Columbia	8.0	10	15	15	10	9	2	0	1	2	1	4	2	1	6-15	37-19	18	4.32
Totals		504.1	468	270	242	245	596	82	15	41	48	3	35	35	10	347-270	37-19	18	4.32



GONZAGA BULLDOGS BASEBALL

2022 Gonzaga Baseball Batting Analysis for Gonzaga (as of Jan 08, 2023) (All games Sorted by Player Name)

Player	vs left			vs right			w/runners			w/bases empty			w/bases loaded			as leadoff			fly	gnd	fly/
	h	ab	avg	h	ab	avg	h	ab	avg	h	ab	avg	h	ab	avg	rch	ops	pct	out	out	gnd
APODACA, ENZO	15	62	.242	52	178	.292	31	89	.348	36	151	.238	6	9	.667	36	119	.303	71	58	1.2
CANTON, SAM	1	2	.500	3	10	.300	2	7	.286	2	5	.400	0	1	.000	2	3	.667	2	3	0.7
COBALLES, CONNOR	11	39	.282	42	170	.247	28	100	.280	25	109	.229	2	3	.667	15	53	.283	52	86	0.6
JOHNSON, DYLAN	11	19	.579	9	40	.225	9	30	.300	11	29	.379	0	1	.000	3	8	.375	15	9	1.7
JOHNSTONE, LOGAN	1	4	.250	11	40	.275	7	25	.280	5	19	.263	1	3	.333	3	9	.333	10	7	1.4
KRAMER, SHEA	13	46	.283	42	168	.250	30	108	.278	25	106	.236	2	9	.222	17	53	.321	62	67	0.9
LUND, STEPHEN	3	16	.188	16	75	.213	12	56	.214	7	35	.200	1	8	.125	7	14	.500	19	37	0.5
MACHTOLF, JACK	6	27	.222	25	107	.234	18	67	.269	13	67	.194	4	7	.571	9	39	.231	39	37	1.1
MARENCO, MASON	1	9	.111	10	36	.278	4	21	.190	7	24	.292	1	1	1.000	5	8	.625	8	12	0.7
MCGEE, CADE	14	43	.326	48	165	.291	30	101	.297	32	107	.299	2	6	.333	18	51	.353	67	35	1.9
PINALES, SAVIER	11	43	.256	43	139	.309	30	92	.326	24	90	.267	3	6	.500	10	34	.294	37	60	0.6
RANDO, TYLER	15	49	.306	49	154	.318	35	93	.376	29	110	.264	3	4	.750	14	39	.359	51	48	1.1
SAMPERI, EZRA	13	36	.361	24	99	.242	19	66	.288	18	69	.261	3	10	.300	8	29	.276	26	36	0.7
SORENSON, JAXON	0	0	---	2	15	.133	1	6	.167	1	9	.111	1	1	1.000	0	3	.000	2	1	2.0
STERLING, GRAYSON	11	46	.239	46	154	.299	26	97	.268	31	103	.301	3	14	.214	20	45	.444	53	49	1.1
Totals	126	441	.286	422	1550	.272	282	958	.294	266	1033	.258	32	83	.386	167	507	.329	514	545	0.9
Opponents	39	122	.320	429	1778	.241	229	886	.258	239	1014	.236	13	47	.277	175	506	.346	424	431	1.0

	pinch hitting			w/runners in scoring pos			w/runner on 3rd and LT 2 out			with 2 outs			success adv runners			2- out	rnr adv	rnr w/out	rch lob	rch err	rch fc	kl
Player	h	ab	avg	h	ab	avg	rbi	ops	pct	h	ab	avg	adv	ops	pct	rbi	w/out	lob	err	fc	kl	
APODACA, ENZO	0	0	---	27	61	.443	12	16	.750	23	58	.397	52	100	.520	25	15	34	2	3	14	
CANTON, SAM	3	4	.750	2	5	.400	1	2	.500	1	3	.333	3	7	.429	1	0	3	0	1	1	
COBALLES, CONNOR	0	0	---	15	59	.254	9	13	.692	15	60	.250	60	119	.504	9	25	43	3	7	8	
JOHNSON, DYLAN	1	3	.333	4	12	.333	3	3	1.000	10	19	.526	19	38	.500	6	5	9	0	0	4	
JOHNSTONE, LOGAN	5	8	.625	3	17	.176	1	2	.500	3	19	.158	8	25	.320	1	1	18	0	1	2	
KRAMER, SHEA	0	0	---	18	70	.257	11	16	.688	21	86	.244	56	122	.459	18	23	67	5	11	10	
LUND, STEPHEN	0	5	.000	9	38	.237	7	14	.500	8	31	.258	33	67	.493	6	12	22	4	5	2	
MACHTOLF, JACK	1	2	.500	13	46	.283	8	13	.615	6	43	.140	37	79	.468	4	13	34	2	4	6	
MARENCO, MASON	2	6	.333	4	11	.364	4	7	.571	1	12	.083	5	22	.227	0	1	9	0	1	2	
MCGEE, CADE	0	1	.000	19	59	.322	4	10	.400	21	76	.276	58	120	.483	15	10	41	4	5	14	
PINALES, SAVIER	0	0	---	18	59	.305	4	5	.800	20	67	.299	51	103	.495	11	15	49	4	8	9	
RANDO, TYLER	0	0	---	18	51	.353	13	18	.722	21	68	.309	54	101	.535	6	8	25	8	4	11	
SAMPERI, EZRA	0	2	.000	12	43	.279	10	16	.625	14	45	.311	40	74	.541	12	12	26	5	9	12	
SORENSEN, JAXON	0	4	.000	1	4	.250	1	2	.500	0	4	.000	2	7	.286	0	0	2	0	0	1	
STERLING, GRAYSON	0	0	---	15	72	.208	15	28	.536	11	68	.162	51	113	.451	10	16	54	3	4	9	
Totals	12	35	.343	178	607	.293	103	165	.624	175	659	.266	529	1097	.482	124	156	445	40	63	105	
Opponents	13	48	.271	138	518	.266	67	122	.549	142	616	.231	423	1004	.421	97	118	440	25	46	135	

Success Advancing Runners = percentage of times the batter advanced at least one runner during a plate appearance

#Rnrs Adv w/Out = TOTAL number of runners advanced when the player made an out

*2023 RETURNERS HIGHLIGHTED



GONZAGA BULLDOGS BASEBALL

2022 Gonzaga Baseball
Pitching Analysis for Gonzaga (as of Jan 08, 2023)
(All games Sorted by Player Name)

Player	vs left			vs right			w/runners			w/bases empty			vs leadoff			with 2 outs			fly	gnd	fly/
	h	ab	avg	h	ab	avg	h	ab	avg	h	ab	avg	rch	ops	pct	h	ab	avg	out	out	gnd
FRANCIS, KAI	4	13	.308	9	25	.360	8	20	.400	5	18	.278	2	7	.286	6	15	.400	8	7	1.1
GOMEZ, ALEC	11	45	.244	14	56	.250	13	42	.310	12	59	.203	12	27	.444	8	34	.235	33	30	1.1
HUGHES, GABRIEL	36	146	.247	40	213	.188	39	146	.267	37	213	.174	26	99	.263	19	109	.174	69	77	0.9
JESSEE, BRODY	16	50	.320	19	85	.224	18	76	.237	17	59	.288	11	33	.333	9	44	.205	29	27	1.1
KEMPNER, WILL	13	61	.213	12	64	.188	14	58	.241	11	67	.164	16	39	.410	9	41	.220	25	29	0.9
MCCALLUM, LIAM	0	0	---	0	3	.000	0	0	---	0	3	.000	0	1	.000	0	1	.000	0	2	0.0
MC GEE, CADE	5	15	.333	7	25	.280	6	20	.300	6	20	.300	5	11	.455	2	11	.182	6	13	0.5
MULLAN, BRADLEY	11	40	.275	28	79	.354	25	62	.403	14	57	.246	13	30	.433	11	34	.324	15	43	0.3
NAUGHTON, DANIEL	4	15	.267	9	20	.450	11	24	.458	2	11	.182	2	7	.286	6	13	.462	9	8	1.1
RUTHERFORD, JACOB	3	22	.136	9	49	.184	5	39	.128	7	32	.219	6	18	.333	8	32	.250	18	15	1.2
SPELLACY, MICHAEL	8	48	.167	25	88	.284	13	60	.217	20	76	.263	8	33	.242	9	45	.200	34	34	1.0
VRIELING, TRYSTAN	34	121	.281	41	184	.223	32	139	.230	43	166	.259	31	87	.356	22	98	.224	66	62	1.1
WALTERS, CARSON	0	0	---	0	0	---	0	0	---	0	0	---	0	0	---	0	0	---	0	0	0.0
WEELDREYER, NATE	4	14	.286	7	25	.280	3	16	.188	8	23	.348	5	11	.455	4	14	.286	14	7	2.0
WILD, OWEN	21	92	.228	49	186	.263	28	127	.220	42	151	.278	25	74	.338	20	90	.222	71	58	1.2
Z EGLIN, NICO	16	60	.267	13	56	.232	14	57	.246	15	59	.254	13	29	.448	9	35	.257	27	19	1.4
Totals	186	742	.251	282	1158	.244	229	886	.258	239	1014	.236	175	506	.346	142	616	.231	424	431	1.0
Opponents	234	835	.280	314	1156	.272	282	958	.294	266	1033	.258	167	507	.329	175	659	.266	514	545	0.9

Player	ap	qs	ip/app	*h/g	*r/g	*er/g	*bb/g	*so/g	k/bb	*2b/g	*3b/g	*hr/g	*fo/g	*go/g	*bf/g	sba	att	pct
FRANCIS, KAI	5	0	1.53	15.26	9.39	8.22	2.35	9.39	4.0	2.35	1.17	2.35	9.39	8.22	48.13	2	2	1.000
GOMEZ, ALEC	13	1	2.03	8.54	7.18	6.49	4.10	5.13	1.3	1.03	0.00	0.68	11.28	10.25	39.99	4	4	1.000
HUGHES, GABRIEL	15	15	6.53	6.98	3.67	3.21	3.40	12.67	3.7	1.56	0.37	0.46	6.34	7.07	37.19	2	9	.222
JESSEE, BRODY	18	0	1.96	8.92	4.84	4.58	4.84	12.23	2.5	1.78	0.51	1.02	7.39	6.88	42.03	10	10	1.000
KEMPNER, WILL	8	8	4.50	6.25	3.75	3.00	5.25	12.00	2.3	1.00	0.00	0.50	6.25	7.25	39.50	1	3	.333
MCCALLUM, LIAM	2	0	0.50	0.00	0.00	0.00	18.00	9.00	0.5	0.00	0.00	0.00	0.00	18.00	45.00	0	0	---
MC GEE, CADE	3	3	3.33	10.80	8.10	6.30	2.70	9.90	3.7	3.60	0.00	1.80	5.40	11.70	41.40	0	0	---
MULLAN, BRADLEY	12	5	2.36	12.39	7.62	6.35	4.45	6.35	1.4	2.86	0.00	0.64	4.76	13.66	43.84	4	4	1.000
NAUGHTON, DANIEL	5	0	1.47	15.95	13.50	12.27	2.45	6.14	2.5	4.91	0.00	0.00	11.05	9.82	50.32	2	2	1.000
RUTHERFORD, JAC	13	0	1.69	4.91	3.68	3.68	9.00	11.45	1.3	1.64	0.41	0.00	7.36	6.14	39.27	9	11	.818
SPELLACY, MICHAEL	21	0	1.76	8.03	2.19	2.19	4.86	8.76	1.8	0.73	0.49	0.73	8.27	8.27	38.43	4	5	.800
VRIELING, TRYSTAN	15	15	5.38	8.37	5.36	4.91	5.13	11.94	2.3	1.23	0.33	0.67	7.36	6.92	40.39	5	7	.714
WALTERS, CARSON	1	0	0.33	0.00	27.00	0.00	27.00	0.00	0.0	0.00	0.00	0.00	0.00	0.00	54.00	0	0	---
WEELDREYER, NAT	6	1	1.56	10.61	7.71	7.71	3.86	6.75	1.8	2.89	0.00	1.93	13.50	6.75	41.46	3	3	1.000
WILD, OWEN	16	8	4.65	8.48	3.51	3.03	2.91	10.05	3.5	0.97	0.12	0.73	8.60	7.02	37.90	6	7	.857
Z EGLIN, NICO	17	0	1.80	8.51	5.58	5.58	4.70	12.03	2.6	0.88	0.29	1.47	7.92	5.58	39.03	7	11	.636
Totals	56	56	9.01	8.35	4.82	4.32	4.37	10.64	2.4	1.46	0.27	0.73	7.57	7.69	39.67	59	78	.756
Opponents	56	56	9.01	9.77	6.19	5.21	3.58	6.92	1.9	1.93	0.25	0.70	9.17	9.72	41.09	40	57	.702

* = average based on 9-inning game

*2023 RETURNERS HIGHLIGHTED

GONZAGA BULLDOGS BASEBALL

2022 Gonzaga Baseball Miscellaneous Stats for Gonzaga (as of Jan 08, 2023) (All games)

Starting Lineup By Position (Team W-L record when starter)

PITCHER:

HUGHES, GABRIEL	15	(11-4)
VRIELING, TRYSTAN	15	(6-9)
KEMPNER, WILL	8	(7-1)
WILD, OWEN	8	(7-1)
MULLAN, BRADLEY	5	(3-2)
MCGEE, CADE	3	(1-2)
GOMEZ, ALEC	1	(1-0)
WEELDREYER, NATE	1	(1-0)

CATCHER:

SAMPERI, EZRA	29	(16-13)
RANDO, TYLER	23	(17-6)
LUND, STEPHEN	4	(4-0)

FIRST BASE:

KRAMER, SHEA	52	(36-16)
RANDO, TYLER	3	(1-2)
SORENSEN, JAXON	1	(0-1)

SECOND BASE:

PINALES, SAVIER	46	(29-17)
MARENCO, MASON	10	(8-2)

THIRD BASE:

MCGEE, CADE	51	(34-17)
SORENSEN, JAXON	2	(2-0)
KRAMER, SHEA	2	(0-2)
COBALLES, CONNOR	1	(1-0)

SHORTSTOP:

COBALLES, CONNOR	54	(36-18)
PINALES, SAVIER	2	(1-1)

LEFT FIELD:

MACHTOLF, JACK	36	(25-11)
JOHNSON, DYLAN	13	(8-5)
JOHNSTONE, LOGAN	3	(0-3)
SAMPERI, EZRA	2	(2-0)
CANTON, SAM	2	(2-0)

CENTER FIELD:

APODACA, ENZO	55	(36-19)
JOHNSTONE, LOGAN	1	(1-0)

RIGHT FIELD:

STERLING, GRAYSON	51	(32-19)
JOHNSTONE, LOGAN	3	(3-0)
JOHNSON, DYLAN	1	(1-0)
SAMPERI, EZRA	1	(1-0)

DESIGNATED HITTER:

RANDO, TYLER	24	(16-8)
LUND, STEPHEN	18	(12-6)
JOHNSON, DYLAN	4	(2-2)
SAMPERI, EZRA	3	(3-0)
MCGEE, CADE	2	(0-2)
JOHNSTONE, LOGAN	2	(2-0)
MACHTOLF, JACK	1	(1-0)
KRAMER, SHEA	1	(0-1)
STERLING, GRAYSON	1	(1-0)

*2023 RETURNERS HIGHLIGHTED

Starting Lineup By Lineup Spot (Team W-L record when starter)

LEADOFF:

APODACA, ENZO	53	(36-17)
COBALLES, CONNOR	2	(0-2)
SAMPERI, EZRA	1	(1-0)

2ND SPOT:

PINALES, SAVIER	18	(10-8)
COBALLES, CONNOR	18	(13-5)
RANDO, TYLER	13	(9-4)
LUND, STEPHEN	3	(3-0)
STERLING, GRAYSON	3	(2-1)
MARENCO, MASON	1	(0-1)

3RD SPOT:

RANDO, TYLER	37	(25-12)
LUND, STEPHEN	10	(9-1)
STERLING, GRAYSON	4	(1-3)
KRAMER, SHEA	2	(2-0)
MCGEE, CADE	2	(0-2)
SAMPERI, EZRA	1	(0-1)

CLEANUP:

MCGEE, CADE	36	(23-13)
KRAMER, SHEA	7	(5-2)
STERLING, GRAYSON	7	(5-2)
LUND, STEPHEN	3	(1-2)
SAMPERI, EZRA	1	(1-0)
MARENCO, MASON	1	(1-0)
JOHNSTONE, LOGAN	1	(1-0)

5TH SPOT:

STERLING, GRAYSON	26	(18-8)
KRAMER, SHEA	18	(10-8)
MCGEE, CADE	5	(4-1)
MACHTOLF, JACK	3	(2-1)
JOHNSTONE, LOGAN	2	(1-1)
SAMPERI, EZRA	1	(1-0)
MARENCO, MASON	1	(1-0)

6TH SPOT:

KRAMER, SHEA	26	(18-8)
STERLING, GRAYSON	11	(7-4)
MARENCO, MASON	4	(3-1)
MCGEE, CADE	4	(3-1)
PINALES, SAVIER	3	(2-1)
MACHTOLF, JACK	3	(3-0)
APODACA, ENZO	2	(0-2)
COBALLES, CONNOR	1	(0-1)
SAMPERI, EZRA	1	(0-1)
JOHNSTONE, LOGAN	1	(1-0)

7TH SPOT:

COBALLES, CONNOR	16	(10-6)
MACHTOLF, JACK	15	(10-5)
JOHNSON, DYLAN	7	(4-3)
SAMPERI, EZRA	4	(3-1)
LUND, STEPHEN	4	(3-1)
JOHNSTONE, LOGAN	3	(2-1)
PINALES, SAVIER	2	(1-1)
MARENCO, MASON	2	(2-0)
KRAMER, SHEA	1	(1-0)
CANTON, SAM	1	(1-0)
STERLING, GRAYSON	1	(0-1)

8TH SPOT:

COBALLES, CONNOR	12	(9-3)
SAMPERI, EZRA	11	(7-4)
MACHTOLF, JACK	11	(7-4)
JOHNSON, DYLAN	8	(5-3)
MCGEE, CADE	6	(4-2)
PINALES, SAVIER	4	(3-1)



GONZAGA BULLDOGS BASEBALL

2022 Gonzaga Baseball Season Game Highs for Gonzaga (as of Jan 08, 2023) (All games)

TEAM GAME HIGHS

Batting

At bats:	49	-	vs Santa Clara (May 14, 2022)
Runs scored:	17	-	at San Francisco (Apr 10, 2022)
Hits:	18	-	vs Loyola Marymount (May 26, 2022)
	18	-	vs San Diego (May 28, 2022 at Stockton, Calif)
RBIs:	17	-	at San Francisco (Apr 10, 2022)
Doubles:	5	-	(5 times)
Triples:	2	-	vs New Mexico (Feb 19, 2022 at Surprise, Ariz.)
	2	-	vs Loyola Marymount (May 26, 2022)
Home runs:	5	-	vs Loyola Marymount (May 26, 2022)
Total bases:	42	-	vs Loyola Marymount (May 26, 2022)
Walks:	10	-	vs Portland (May 27, 2022 at Stockton, Calif)
Strikeouts:	15	-	at San Diego (May 20, 2022)
Sac hits:	2	-	(6 times)
Sac flies:	3	-	at Cal State Fullerton (Feb 25, 2022)
Stolen bases:	4	-	at Pacific (3/19/2022)
	4	-	at San Francisco (Apr 08, 2022)
Hit by pitch:	4	-	at Cal State Fullerton (Feb 26, 2022)
	4	-	at Pacific (3/19/2022)
Caught stealing:	1	-	(17 times)
Runners LOB:	14	-	vs Oregon State (Feb 19, 2022 at Surprise, Ariz.)
	14	-	at San Diego (May 21, 2022)
Hit into DP:	3	-	at San Francisco (Apr 09, 2022)

Fielding

Putouts:	45	-	vs Santa Clara (May 14, 2022)
Assists:	13	-	vs Pepperdine (Apr 03, 2022)
Errors:	3	-	vs New Mexico (Feb 19, 2022 at Surprise, Ariz.)
	3	-	at Long Beach State (Mar 12, 2022)
	3	-	at Pacific (3/19/2022)
Passed balls:	2	-	at San Francisco (Apr 09, 2022)
	2	-	vs San Diego (May 28, 2022 at Stockton, Calif)
DPs turned:	6	-	at Cal State Fullerton (Feb 26, 2022)

Pitching

Innings pitched:	15.0	-	vs Santa Clara (May 14, 2022)
Runs allowed:	15	-	vs San Diego (May 28, 2022 at Stockton, Calif)
	15	-	vs Columbia (Jun 05, 2022 at Blacksburg, Va.)
Earned runs:	15	-	vs Columbia (Jun 05, 2022 at Blacksburg, Va.)
Walks allowed:	10	-	vs Oregon State (Feb 19, 2022 at Surprise, Ariz.)
	10	-	vs WSU (Jun 04, 2022 at Blacksburg, Va.)
	10	-	vs Columbia (Jun 05, 2022 at Blacksburg, Va.)
Strikeouts:	19	-	at Oklahoma State (Mar 07, 2022)
	19	-	vs Pepperdine (Apr 01, 2022)
	19	-	vs Santa Clara (May 14, 2022)
Hits allowed:	17	-	at Long Beach State (Mar 12, 2022)
Doubles allowed:	4	-	(6 times)
Triples allowed:	2	-	vs Oregon State (Feb 20, 2022 at Surprise, Ariz.)
	2	-	at San Diego (May 20, 2022)
Homers allowed:	5	-	at Long Beach State (Mar 12, 2022)
Wild pitches:	4	-	vs Pepperdine (Apr 01, 2022)
Hit batters:	4	-	vs Oregon State (Feb 19, 2022 at Surprise, Ariz.)
	4	-	vs Columbia (Jun 05, 2022 at Blacksburg, Va.)



GONZAGA BULLDOGS BASEBALL

2022 Gonzaga Baseball Season Game Highs for Gonzaga (as of Jan 08, 2023) (All games)

INDIVIDUAL GAME HIGHS

Batting

At bats:	7	- RANDO, TYLER vs Santa Clara (May 14, 2022)
	7	- PINALES, SAVIER vs Santa Clara (May 14, 2022)
Runs scored:	3	- (10 times)
Hits:	4	- (5 times)
RBIs:	4	- (4 times)
Doubles:	2	- (12 times)
Triples:	1	- (14 times)
Home runs:	1	- (39 times)
Total bases:	8	- (6 times)
Walks:	3	- (5 times)
Strikeouts:	4	- RANDO, TYLER at San Diego (May 20, 2022)
Sac hits:	1	- (25 times)
Sac flies:	1	- (25 times)
Stolen bases:	2	- APODACA, ENZO at San Francisco (Apr 08, 2022)
	2	- PINALES, SAVIER vs Portland (Apr 15, 2022)
Hit by pitch:	2	- SAMPERI, EZRA vs Pepperdine (Apr 03, 2022)
Caught stealing:	1	- (17 times)
Runners LOB:	8	- STERLING, GRAYSON at Pacific (3/18/2022)

Fielding

Putouts:	19	- RANDO, TYLER vs Pepperdine (Apr 01, 2022)
	19	- SAMPERI, EZRA vs Santa Clara (May 14, 2022)
Assists:	7	- COBALLES, CONNOR at Cal State Fullerton (Feb 26, 2022)
	7	- COBALLES, CONNOR vs Pepperdine (Apr 03, 2022)
Errors:	1	- (43 times)
Passed balls:	2	- SAMPERI, EZRA at San Francisco (Apr 09, 2022)
	2	- SAMPERI, EZRA vs San Diego (May 28, 2022 at Stockton, Calif)

Pitching

Innings pitched:	8.2	- HUGHES, GABRIEL at San Diego (May 20, 2022)
Runs allowed:	9	- KEMPNER, WILL vs WSU (Jun 04, 2022 at Blacksburg, Va.)
Earned runs:	9	- KEMPNER, WILL vs WSU (Jun 04, 2022 at Blacksburg, Va.)
Walks allowed:	6	- RUTHERFORD, JACOB vs Oregon State (Feb 19, 2022 at Surprise, Ariz.)
	6	- VRIELING, TRYSTAN vs Pepperdine (Apr 02, 2022)
	6	- WILD, OWEN vs WSU (Jun 04, 2022 at Blacksburg, Va.)
Strikeouts:	14	- KEMPNER, WILL vs Portland (May 27, 2022 at Stockton, Calif)
Hits allowed:	10	- MULLAN, BRADLEY at Mizzou (Mar 09, 2022)
Doubles allowed:	3	- (4 times)
Triples allowed:	2	- VRIELING, TRYSTAN vs Oregon State (Feb 20, 2022 at Surprise, Ariz.)
	2	- HUGHES, GABRIEL at San Diego (May 20, 2022)
Homers allowed:	3	- WILD, OWEN at Long Beach State (Mar 12, 2022)
	3	- VRIELING, TRYSTAN at San Francisco (Apr 09, 2022)
Wild pitches:	3	- VRIELING, TRYSTAN at Oklahoma State (Mar 07, 2022)
	3	- HUGHES, GABRIEL vs Pepperdine (Apr 01, 2022)
Hit batters:	2	- (6 times)



**2022 Gonzaga Baseball
Season Game Highs for Gonzaga (as of Jan 08, 2023)
(All games)**

OPPONENT TEAM GAME HIGHS

Batting

At bats:	50	-	vs Santa Clara (May 14, 2022)
Runs scored:	15	-	vs San Diego (May 28, 2022 at Stockton, Calif)
	15	-	vs Columbia (Jun 05, 2022 at Blacksburg, Va.)
Hits:	17	-	at Long Beach State (Mar 12, 2022)
RBIs:	14	-	at San Francisco (Apr 09, 2022)
	14	-	vs Columbia (Jun 05, 2022 at Blacksburg, Va.)
Doubles:	4	-	(6 times)
Triples:	2	-	vs Oregon State (Feb 20, 2022 at Surprise, Ariz.)
	2	-	at San Diego (May 20, 2022)
Home runs:	5	-	at Long Beach State (Mar 12, 2022)
Total bases:	37	-	at Long Beach State (Mar 12, 2022)
Walks:	10	-	vs Oregon State (Feb 19, 2022 at Surprise, Ariz.)
	10	-	vs WSU (Jun 04, 2022 at Blacksburg, Va.)
	10	-	vs Columbia (Jun 05, 2022 at Blacksburg, Va.)
Strikeouts:	19	-	at Oklahoma State (Mar 07, 2022)
	19	-	vs Pepperdine (Apr 01, 2022)
	19	-	vs Santa Clara (May 14, 2022)
Sac hits:	3	-	vs Portland (Apr 15, 2022)
Sac flies:	2	-	vs Loyola Marymount (Apr 30, 2022)
Stolen bases:	6	-	at Oregon State (Apr 18, 2022)
Hit by pitch:	4	-	vs Oregon State (Feb 19, 2022 at Surprise, Ariz.)
	4	-	vs Columbia (Jun 05, 2022 at Blacksburg, Va.)
Caught stealing:	2	-	(4 times)
Runners LOB:	13	-	at Oklahoma State (Mar 05, 2022)
	13	-	vs Santa Clara (May 14, 2022)
Hit into DP:	6	-	at Cal State Fullerton (Feb 26, 2022)

Fielding

Putouts:	44	-	vs Santa Clara (May 14, 2022)
Assists:	20	-	vs Santa Clara (May 14, 2022)
Errors:	4	-	at Pacific (3/19/2022)
Passed balls:	2	-	at Mizzou (Mar 09, 2022)
	2	-	vs Pepperdine (Apr 03, 2022)
DPs turned:	3	-	at San Francisco (Apr 09, 2022)

Pitching

Innings pitched:	14.2	-	vs Santa Clara (May 14, 2022)
Runs allowed:	17	-	at San Francisco (Apr 10, 2022)
Earned runs:	17	-	at San Francisco (Apr 10, 2022)
Walks allowed:	10	-	vs Portland (May 27, 2022 at Stockton, Calif)
Strikeouts:	15	-	at San Diego (May 20, 2022)
Hits allowed:	18	-	vs Loyola Marymount (May 26, 2022)
	18	-	vs San Diego (May 28, 2022 at Stockton, Calif)
Doubles allowed:	5	-	(5 times)
Triples allowed:	2	-	vs New Mexico (Feb 19, 2022 at Surprise, Ariz.)
	2	-	vs Loyola Marymount (May 26, 2022)
Homers allowed:	5	-	vs Loyola Marymount (May 26, 2022)
Wild pitches:	4	-	at Cal State Fullerton (Feb 25, 2022)

REMEMBERING A GREAT ZAG

Danny Evans

There are a plethora of words that have been used to describe Danny Evans, Gonzaga baseball's associate head coach who passed away in April at age 41 after a yearlong battle with melanoma. But "Zag" is always a common refrain, one that seems to sum up so many aspects of what makes the fallen coach irreplaceable.

Not everyone who's been a part of GU Athletics gets that distinction by default, and it certainly doesn't just pertain to winning – even if Evans has been a cornerstone of one of the most successful periods in program history. There's something intangible and intricate about what makes someone a great Zag, but there was always a universal understanding that he had it.

"For one, he was an inherently incredibly positive person," said Zags pitching coach Brandon Harmon, who played for Evans before coaching alongside him for a decade. "That energy just rubbed off on every aspect of the program, whether it's behind closed doors or on the field."

In over two decades at GU, Evans was offered plenty of chances to jump ship for opportunities other coaches would dream of. But Gonzaga was his home; a place where he met the love of his life, found his dream job and raised his family. Spokane was where he was given a shot at building something special, and he valued that more than anything. He never left – and the program, the school, and hundreds of lives he became a part of are better for it.

Put simply, Evans wanted to make GU baseball a program that everyone was as proud to be a part of as he was.

"Danny loved his job, he loved the Zags," said his wife Kellie, who he met during his time at

GU. "There has been one constant since we met, every connection, every memory, every triumph and every heartbreaking moment of this last year ... Gonzaga means more to our family than anything."

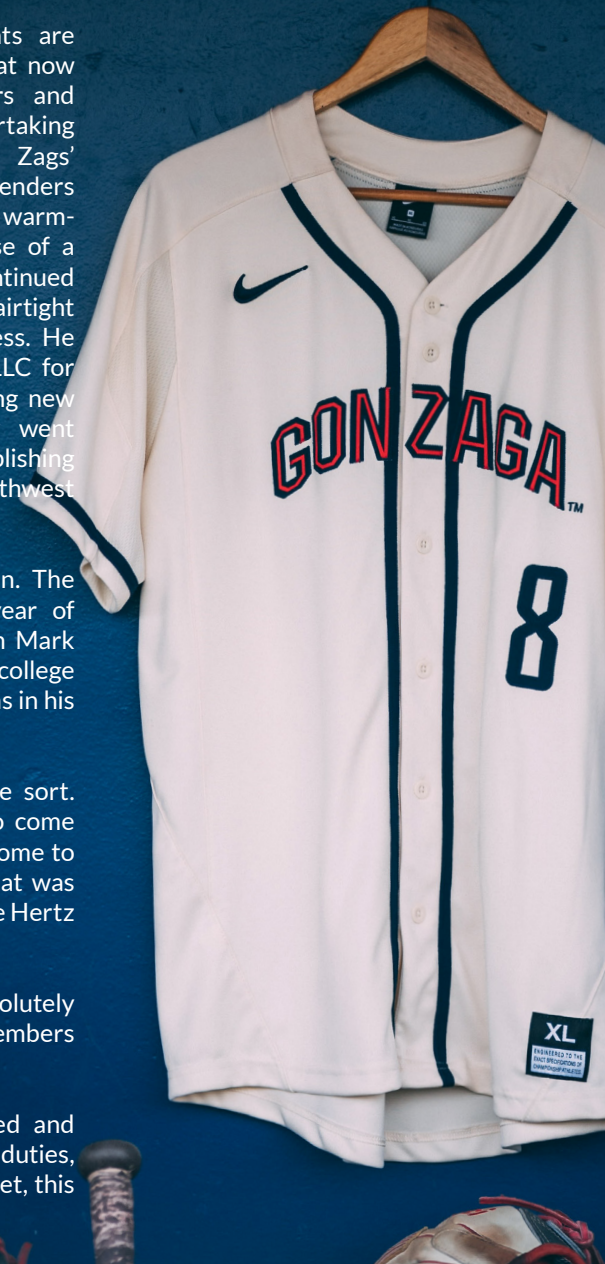
And in that regard, his fingerprints are everywhere. An alumni network that now spans hundreds of former players and friends of the program was an undertaking spearheaded by him, and the Zags' transformation into perennial contenders – and now, national powers – in a warm-weather WCC came largely because of a bevy of premium players that continued to flow through Spokane and an airtight culture that only begot more success. He even led the effort in creating an LLC for the program's summer camps, finding new Zag baseball fans wherever they went throughout the northwest and establishing a constant presence amongst the northwest baseball community.

But all of that almost didn't happen. The summer before Evans' freshman year of college, he told then-assistant coach Mark Machtolf that he was going to junior college in Arizona instead of GU, feeling it was in his best interest as a player.

Machtolf would have nothing of the sort. He told Evans that he was going to come play at GU, or at least he'd have to come to Spokane and tell him to his face. That was how strongly he and head coach Steve Hertz felt about him.

"Not only is he our kind of guy, we absolutely have to have him," Machtolf remembers telling Hertz.

Five years later, when Hertz retired and Machtolf assumed head coaching duties, Evans was just as important of a target, this




time as an assistant coach. And just the same, it took some mulling over. Evans was freshly graduated, finding himself in an interstitial period where he wasn't sure where his path would lead next.

But after sleeping on it, he was in. Machtolf remembers his words that next day, at all of 21 years old: "You know what – I think I'm going to give this coaching thing a try."

"There's not a day that goes by that I don't thank God that he made that decision," Machtolf said. "There was an intervention that somehow led me to think that he was a guy that I needed by my side, and man, did I need him."

From that point on, he was indispensable. He was eventually promoted to lead assistant and recruiting coordinator, becoming an ardent ambassador of the "Zag Way" and one of the premier recruiters on the West Coast.



Evans was nothing if not consistent. He wasn't the type to treat two different people two different ways, and it didn't matter who you were when you spoke with him. He had time, and as Harmon said, "A gift for making you feel good when you talked to him."

"While the rest of us vacillate between the best version of ourselves and the worst version of ourselves and everywhere in between, he just managed to be the very best version of himself, all the time," said Jared Hertz, GU's Associate AD for Major Gifts who was Evans' teammate in undergrad. "And that was his baseline."

The vigor with which he promoted his program endeared him to everyone who he ran into in baseball spaces – The dozens of scouts and coaches who poured out condolences and memories of their interactions with him after his passing is evidence enough.

At a Celebration of Life held in honor of Evans on May 12, Machtolf made a promise

– there wouldn't be a team that he coached that wouldn't know the kind of man, the kind of father, the kind of coach Evans was.

Because ultimately, the standard he set remains foundational to the program's culture; a sort of gritty servant leadership that lifted up those around him in ways they couldn't have imagined. Someone who saw every day as a great day to be a Zag.

His former player and fellow assistant coach Cory Lebrun had a promise as well, echoing the sentiments of the dozens of former players and friends who came back to Spokane to remember him.

"If I could tell Danny one last thing, it'd be that we've got your back," he said. "Everything here is taken care of. 'You've taught us the right way. We're going to continue that legacy every day.'"

The truest of Zags – and an unreservedly great man, above all else – deserves nothing less.

THERE HAS BEEN ONE CONSTANT SINCE WE MET, EVERY CONNECTION, EVERY MEMORY, EVERY TRIUMPH AND EVERY HEARTBREAKING MOMENT OF THIS LAST YEAR ... GONZAGA MEANS MORE TO OUR FAMILY THAN ANYTHING.

Maybe it's because the pitch was relatively simple, and Evans himself was a testament to its legitimacy: "Come to this amazing school, this amazing community, and your life will never be the same," as Kellie remembers.

