



2023 FOOTBALL

CONFERENCE STANDINGS










Bowl Season | Joni Lehmann | 469-524-1022 | joni@Big12Sports.com

	BIG 12 GAMES				OVERALL				Home	Road	Neutral	Streak	vs. Top 10	vs. Top 25
	W-L	Pct.	PF	PA	W-L	Pct.	PF	PA						
Texas	8-1	.889	319	163	12-1	.923	470	228	6-0	5-0	1-1	W7	1-0	4-1
Oklahoma State	7-2	.778	301	267	9-4	.692	383	377	6-1	3-2	0-1	L1	1-1	1-1
Oklahoma	7-2	.778	351	239	10-2	.833	518	267	6-0	3-2	1-0	W3	1-0	1-1
Iowa State	6-3	.667	265	221	7-5	.583	315	260	3-3	4-2	-	W1	0-1	1-3
Kansas State	6-3	.667	340	211	8-4	.667	454	254	6-1	2-3	-	L1	0-1	1-1
West Virginia	6-3	.667	292	269	8-4	.667	379	330	5-1	3-3	-	W2	0-1	0-2
Texas Tech	5-4	.556	218	248	6-6	.500	322	324	4-2	2-4	-	L1	0-1	1-2
Kansas	5-4	.556	290	245	8-4	.667	403	309	5-2	3-2	-	W1	1-1	1-2
UCF	3-6	.333	268	269	6-6	.500	390	305	4-2	2-4	-	W1	0-1	1-1
TCU	3-6	.333	259	266	5-7	.417	376	334	4-3	1-4	-	L1	0-1	0-2
Houston	2-7	.222	188	314	4-8	.333	284	378	3-4	1-4	-	L3	0-1	0-2
BYU	2-7	.222	184	311	5-7	.417	277	358	4-2	1-5	-	L5	0-1	0-3
Baylor	2-7	.222	203	331	3-9	.250	277	400	1-7	2-2	-	L5	0-1	0-3
Cincinnati	1-8	.111	172	295	3-9	.250	289	360	1-6	2-3	-	L2	-	0-1

BOWL SCHEDULE

	Time
Saturday, December 16 Radiance Technologies Independence Bowl, Shreveport, Louisiana Texas Tech vs. Cal (ESPN)	8:15 p.m. CT
Friday, December 22 Union Home Mortgage Gasparilla Bowl, Tampa, Florida UCF vs. Georgia Tech (ESPN)	5:30 p.m. CT/6:30 p.m. ET
Tuesday, December 26 Guaranteed Rate Bowl, Phoenix, Arizona Kansas vs. UNLV (ESPN)	8:00 p.m. CT
Wednesday, December 27 Duke's Mayo Bowl, Charlotte, N.C. West Virginia vs. North Carolina (ESPN)	4:30 p.m. CT/5:30 p.m. ET
TaxAct Texas Bowl, Houston, Texas No. 20 Oklahoma State vs. Texas A&M (ESPN)	8:00 p.m. CT
Thursday, December 28 Pop-Tarts Bowl, Orlando, Florida No. 25 Kansas State vs. No. 18 NC State (ESPN)	4:45 p.m. CT
Valero Alamo Bowl, San Antonio, Texas No. 12 Oklahoma vs. No. 14 Arizona (ESPN)	8:15 p.m. CT
Friday, December 29 AutoZone Liberty Bowl, Memphis, Tennessee Iowa State vs. Memphis (ESPN)	2:30 p.m. CT
Monday, January 1 CFP Semifinal at the Allstate Sugar Bowl, New Orleans No. 3 Texas vs. No. 2 Washington (ESPN)	7:45 p.m. CT

CONFERENCE NEWS & NOTES

-  A Big 12-record-tying nine football teams have advanced to the postseason, highlighted by Texas' selection to the CFP Semifinal at the Allstate Sugar Bowl. UCF, Iowa State, Kansas, Kansas State, Oklahoma, Oklahoma State, Texas Tech and West Virginia also qualified for bowls as the Conference matched its record of selections from 2012.
-  The Longhorns finished third in the final CFP rankings after winning the Dr Pepper Big 12 Championship and will make the Conference's sixth appearance and second consecutive in the CFP Semifinals. UT, in its first CFP, will face No. 2 Washington on New Year's Day in New Orleans. The winner will advance to the CFP National Championship on January 8 in Houston against the victor of the semifinal between No. 1 Michigan and No. 4 Alabama.
-  Texas' appearance gives the Conference 18 in CFP New Year's Six Bowls in the 10 years of the postseason structure.
-  The Big 12 has two other ranked bowl matchups as No. 12 Oklahoma plays No. 14 Arizona in the Valero Alamo Bowl while No. 25 K-State squares off against No. 18 NC State in the Pop-Tarts Bowl.
-  The Big 12 has at least eight bowl teams for the second time since 2017 and the 13th season in Conference history.
-  Texas captured its fourth Big 12 title in its seventh appearance in the Dr Pepper Big 12 Football Championship. Oklahoma State made its second appearance in three years.
-  The Big 12 totaled a championship game record attendance of 84,523.
-  The Big 12 had the tightest conference race in the nation with seven teams mathematically in contention for a Championship game berth going into the final weekend of games.
-  The Big 12 placed at least four teams in each CFP Poll and had five teams in two. The final ranking included No. 3 Texas, No. 12 Oklahoma, No. 20 Oklahoma State and No. 25 K-State.

- Notes continued on page 5 -

Weekly National Rankings
(AP/Coaches/CFP)

	BU	BYU	UCF	UC	UH	ISU	KU	K-State	OU	OSU	TCU	UT	TTU	WVU
Preseason	RV/RV	-/RV	-	-	-/RV	-	RV/RV	16/17	20/19	-/RV	17/16	11/12	RV/24	-
9/5	-	-	RV/RV	RV/-	-	RV/-	-/RV	15/15	18/17	-/RV	RV/RV	11/10	RV/RV	-
9/11	-	-	-/RV	RV/RV	-	-	RV/RV	15/15	19/16	RV/RV	RV/RV	4/6	-	-
9/18	-	RV/RV	-/RV	-	-	-	RV/RV	RV/RV	16/14	-	-	3/6	-	-
9/25	-	-	-	-	-	-	24/24	RV/25	14/14	-	RV/RV	3/5	-	-
10/2	-	-/RV	-	-	-	-	RV/RV	RV/RV	12/12	-	-	3/4	-	RV/RV
10/9	-	-/RV	-	-	-	-	23/24	-	5/7	-	-	9/11	-	RV/RV
10/16	-	-	-	-	-	-	RV/RV	-/RV	6/7	RV/RV	-	8/8	-	RV/RV
10/23	-	-	-	-	-	-	-/RV	RV/RV	6/6	RV/RV	-	7/7	-	-
10/30	-	-	-	-	-	-	22/23/21	25/RV/23	10/11/9	RV/RV/22	-	7/6/7	-	-
11/6	-	-	-	-	-	-	19/18/16	RV/RV/-	17/16/17	15/17/15	-	7/7/7	-	RV/RV
11/13	-	-	-	-	-	-	RV/RV/25	23/24/21	14/13/14	24/25/23	-	7/7/7	-	-
11/20	-	-	-	-	-	-	RV/RV/-	19/20/19	13/13/13	21/21/20	-	7/7/7	-	-/RV/-
11/27	-	-	-	-	-	-	RV/RV/-	RV/RV/25	12/12/12	19/19/18	-	7/7/7	-	-/RV/-
12/4	-	-	-	-	-	-	RV/RV-	RV/RV/25	12/12/12	22/21/20	-	3/7/4/3	-	-/RV/-
Final														

WEEKLY AWARDS

	Offense	Defense
9/4	Emory Jones, UC, QB, Sr.	Jeremiah Cooper, ISU, DB, So.
9/11	Quinn Ewers, UT, QB, So.	Danny Stutsman, OU, LB, Jr.
9/18	Dillon Gabriel, OU, QB, Sr.	Tyler Batty, BYU, DE, Jr.
9/25	DJ Giddens, K-State, RB, So.	Cobee Bryant, KU, CB, Jr.
10/2	Jonathon Brooks, UT, RB, So.	Caden Jenkins, BU, CB, Fr.
10/9	Dillon Gabriel, OU, QB, Sr.	Beau Freyler, ISU, DB, Jr.
10/16	Josh Hoover, TCU, QB, Fr.	Kobe Savage, K-State, S, Sr.
10/23	Ollie Gordon II, OSU, RB, So.	Eddie Heckard, BYU, CB, Sr.
10/30	Ollie Gordon II, OSU, RB, So.	Beanie Bishop Jr., WVU, CB, Sr.
11/6	RJ Harvey, UCF, RB, Sr.	Xavier Benson, OSU, LB, Sr.
11/13	Ollie Gordon II, OSU, RB, So.	Demari Henderson, UCF, DB, So.
11/20	Dillon Gabriel, OU, QB, Sr.	Billy Bowman, OU, S, Jr.
11/27	Jared Wiley, TCU, TE, Sr.	Trey Rucker, OSU, S, Sr.
	Abu Sama III, ISU, RB, Fr.	
	Special Teams	Newcomer
9/4	Ryan Rehkow, BYU, P, Jr.	Emory Jones, UC, QB, Sr.
	Gavin Freeman, OU, WR/PR, So.	
9/11	Colton Boomer, UCF, K, So.	Adonai Mitchell, UT, WR, Jr.
9/18	Matthew Golden, UH, KR/WR, So.	Nic Anderson, OU, WR, Fr.
9/25	Chase Contreras, ISU, K, Sr.	Parker Jenkins, UH, RB, Fr.
10/2	Loic Fouonji, TTU, WR, Sr.	Adonai Mitchell, UT, WR, Jr.
10/9	Trevor Wilson, KU, WR/PR, Jr.	Cameron Epps, OSU, CB, Fr.
10/16	Chase Contreras, ISU, K, Sr.	Avery Johnson, K-State, QB, Fr.
10/23	Isaiah Hankins, BU, K, So.	Nic Anderson, OU, WR, Fr.
10/30	Xavier Worthy, UT, WR/PR, Jr.	Leon Johnson III, OSU, WR, Sr.
		Beanie Bishop Jr., WVU, CB, Sr.
11/6	Bert Auburn, UT, K, Jr.	Adonai Mitchell, UT, WR, Jr.
11/13	Gino Garcia, TTU, PK, Sr.	Abu Sama III, ISU, RB, Fr.
11/20	Keenan Garber, K-State, CB, Sr.	Jahiem White, WVU, RB, Fr.
11/27	Richard Reese, BU, KR, So.	Abu Sama III, ISU, RB, Fr.

Big 12 CHAMPIONS

- 1996 - Texas (Nebraska)
 - 1997 - Nebraska (Texas A&M)
 - 1998 - Texas A&M (K-State)
 - 1999 - Nebraska (Texas)
 - 2000 - Oklahoma (K-State)
 - 2001 - Colorado (Texas)
 - 2002 - Oklahoma (Colorado)
 - 2003 - Kansas State (Oklahoma)
 - 2004 - Oklahoma (Colorado)
 - 2005 - Texas (Colorado)
 - 2006 - Oklahoma (Nebraska)
 - 2007 - Oklahoma (Missouri)
 - 2008 - Oklahoma (Missouri)
 - 2009 - Texas (Nebraska)
 - 2010 - Oklahoma (Nebraska)
 - 2011 - Oklahoma State**
 - 2012 - Kansas State/Oklahoma**
 - 2013 - Baylor**
 - 2014 - Baylor/TCU**
 - 2015 - Oklahoma**
 - 2016 - Oklahoma**
 - 2017 - Oklahoma (TCU)
 - 2018 - Oklahoma (Texas)
 - 2019 - Oklahoma (Baylor)
 - 2020 - Oklahoma (Iowa State)
 - 2021 - Baylor (Oklahoma State)
 - 2022 - Kansas State (TCU)
 - 2023 - Texas (Oklahoma State)
- **A Championship Game was not played from 2011-16 seasons. Opponent in parenthesis.

Big 12 All-Time Bowl Records

	W	L	Pct.
AAC	1	3	.250
ACC	9	8	.529
Big East	6	7	.462
Big Ten	19	17	.528
C-USA	3	2	.600
Independents	3	2	.600
MAC	1	0	1.000
MWC	1	2	.333
Pac-12	30	16	.652
SEC	23	35	.397
WAC	1	4	.200
Total	96	97	.497

Big 12 Record in 2023 Bowls

	W	L	Pct.
Alamo	15	12	.556
Duke's Mayo	0	0	.000
Gasparilla	0	0	.000
Guaranteed Rate	12	6	.667
Independence	4	8	.333
Liberty	4	6	.400
Pop Tarts	3	6	.333
Sugar	4	5	.444
Texas	11	8	.579

VERSUS OTHER CONFERENCES

	All-Time			2023		
	W	L	Pct.	W	L	Pct.
American	98	26	.790	5	1	.833
ACC	47	48	.495	2	0	1.000
Big Ten	56	60	.483	0	2	.000
Conference USA	140	15	.903	2	0	1.000
Independents	15	15	.500	0	0	.000
MAC	58	17	.773	1	2	.333
Mountain West	81	24	.771	3	1	.750
Pac-12	69	57	.548	1	3	.333
SEC	45	61	.425	2	1	.667
Sun Belt	78	12	.867	2	2	.500
Non-FBS	174	15	.921	11	0	1.000
Total	864	347	.713	30	12	.714

All-time totals are based on current conference affiliation.

BAYLOR (3-9, 2-7 Big 12)

Date	Opponent	Time (CT)	Attend	BU			OPP		
				CFP	AP	C	CFP	AP	C
S2	Texas State (Big 12 Now)	L 31-42	44,945		RV	RV			
S9	Utah (ESPN)	L 13-20	43,732				12	12	
S16	Long Island (Big 12 Now)	W 30-7	43,732						
S23	Texas* (ABC)	L 6-38	49,165				3	6	
S30	at UCF* (FSI)	W 36-35	44,005						
O7	Texas Tech* (ESPN2)	L 14-30	44,620						
O14	Open								
O21	at Cincinnati* (Big 12 Now)	W 32-29	38,193						
O28	Iowa State* (Big 12 Now)	L 18-30	43,528						
N4	Houston* (Big 12 Now)	L 24-25 OT	41,180						
N11	at K-State* (Big 12 Now)	L 25-59	51,790				25	RV	RV
N18	at TCU* (Big 12 Now)	L 17-42	42,621						
N25	West Virginia* (FSI)	L 31-34	36,200				RV		

*Big 12 Game

BYU (5-7, 2-7 Big 12)

Date	Opponent	Time (MT)	Attend	BYU			OPP		
				CFP	AP	C	CFP	AP	C
S2	Sam Houston (FSI)	W 14-0	59,006					RV	
S9	S. Utah (Big 12 Now)	W 41-16	60,834				RV	RV	
S16	at Arkansas (ESPN2)	W 38-31	74,821						
S23	at Kansas* (ESPN)	L 27-38	47,233				RV	RV	RV
S29	Cincinnati* (ESPN)	W 35-27	63,834						
O7	Open								RV
O14	at TCU* (ESPN)	L 11-44	44,599						RV
O21	Texas Tech* (FSI)	W 27-14	63,523						
O28	at Texas* (ABC)	L 6-35	101,670						7 7
N4	at West Virginia* (FOX)	L 7-37	50,266						
N11	Iowa State* (ESPN)	L 13-45	60,754						
N18	Oklahoma* (ESPN)	L 24-31	63,714						14 14 13
N25	at Oklahoma State* (ABC)	L 34-40 2OT	53,855						21 21 20

*Big 12 Game

UCF (6-6, 3-6 Big 12)

Date	Opponent	Time (ET)	Attend	UCF			OPP		
				CFP	AP	C	CFP	AP	C
A31	Kent State (FSI)	W 56-6	44,088						
S9	at Boise State (FSI)	W 18-16	36,447			RV	RV		
S16	Villanova (Big 12 Now)	W 48-14	44,206				RV		
S23	at K-State* (FSI)	L 31-44	51,912				RV	RV	RV
S30	Baylor* (FSI)	L 35-36	44,005						
O7	at Kansas* (FOX)	L 22-51	46,107						
O14	Open								
O21	at Oklahoma* (ABC)	L 29-31	83,476					6	7
O28	West Virginia* (FSI)	L 28-41	44,136						
N4	at Cincinnati* (FSI)	W 28-26	38,193						
N11	Oklahoma State* (ESPN)	W 45-3	44,046					15	15 17
N18	at Texas Tech* (FS2)	L 23-24	53,851						
N25	Houston* (FSI)	W 27-13	43,610						
D22	vs. Georgia Tech^ (ESPN)	6:30 p.m.							

*Big 12 Game

^Union Home Mortgage Gasparilla Bowl

CINCINNATI (3-9, 1-8 Big 12)

Date	Opponent	Time (ET)	Attend	UC			OPP		
				CFP	AP	C	CFP	AP	C
S2	E. Kentucky (Big 12 Now)	W 66-13	38,193						
S9	at Pitt (The CW)	W 27-21	49,398				RV		
S16	Miami - OH (Big 12 Now)	L 24-31 OT	38,193				RV	RV	
S23	Oklahoma* (FOX)	L 6-20	38,193						16 14
S29	at BYU* (ESPN)	L 27-35	63,834						
O7	Open								
O14	Iowa State* (FSI)	L 10-30	38,193						
O21	Baylor* (Big 12 Now)	L 29-32	38,193						
O28	at Okla State* (ESPN2)	L 13-14	53,855						RV
N4	UCF* (FSI)	L 26-28	38,193						
N11	at Houston* (FSI)	W 24-14	34,312						
N18	at West Virginia* (Big 12 Now)	L 21-42	43,588						
N25	Kansas* (ESPN2)	L 16-49	38,193						RV

*Big 12 Game

HOUSTON (4-8, 2-7 Big 12)

Date	Opponent	Time (CT)	Attend	UH			OPP		
				CFP	AP	C	CFP	AP	C
S2	UTSA (FSI)	W 17-14	37,862				RV		
S9	at Rice (NFL Network)	L 41-43 2OT	23,425						
S16	TCU* (FOX)	L 13-36	36,049					RV	RV
S23	Sam Houston (Big 12 Now)	W 38-7	35,044						
S30	at Texas Tech* (FS2)	L 28-49	53,308						
O7	Open								
O12	West Virginia* (FSI)	W 41-39	32,152					RV	RV
O21	Texas* (FOX)	L 24-31	42,812					8	8
O28	at K-State* (ESPN2)	L 0-41	51,928					RV	RV
N4	at Baylor* (Big 12 Now)	W 25-24 OT	41,180						
N11	Cincinnati* (FSI)	L 14-24	34,312						
N18	Oklahoma State* (ESPN2)	L 30-43	33,906					23	24 25
N25	at UCF* (FSI)	L 13-27	43,610						

*Big 12 Game

IOWA STATE (7-5, 6-3 Big 12)

Date	Opponent	Time (CT)	Attend	ISU			OPP		
				CFP	AP	C	CFP	AP	C
S2	UNI (Big 12 Now)	W 30-9	58,248						
S9	Iowa (FOX)	L 13-20	61,500				RV		RV
S16	at Ohio (ESPNU)	L 7-10	21,991						
S23	Oklahoma State* (FSI)	W 34-27	59,022						
S30	at Oklahoma* (FSI)	L 20-50	84,371						14 14
O7	TCU* (FSI)	W 27-14	60,535						
O14	at Cincinnati* (FSI)	W 30-10	38,193						
O21	Open								
O28	at Baylor* (Big 12 Now)	W 30-18	43,528						
N4	Kansas* (ESPN)	L 21-28	61,500						21 22 23
N11	at BYU* (ESPN)	W 45-13	60,754						
N18	Texas* (FOX)	L 16-26	61,500						7 7 7
N25	at K-State* (FOX)	W 42-35	51,481						19 20 19
D29	vs. Memphis^ (ESPN)	2:30 p.m.							

*Big 12 Game

^AutoZone Liberty Bowl

KANSAS (8-4, 5-4 Big 12)

Date	Opponent	Time (CT)	Attend	KU			OPP		
				CFP	AP	C	CFP	AP	C
S1	Missouri State (Big 12 Now)	W 48-17	41,091		RV	RV			
S8	Illinois (ESPN2)	W 34-23	45,809		RV	RV		RV	RV
S16	at Nevada (CBSSN)	W 31-24	16,890		RV	RV			
S23	BYU* (ESPN)	W 38-27	47,233		RV	RV		RV	RV
S30	at Texas* (ABC)	L 14-40	102,986	24	24			3	5
O7	UCF* (FOX)	W 51-22	46,107		RV	RV			
O14	at Oklahoma State* (FSI)	L 32-39	53,855		23	24			
O21	Open				RV	RV			
O28	Oklahoma* (FOX)	W 38-33	47,233		RV	RV		6	6
N4	at Iowa State* (ESPN)	W 28-21	61,500	21	22	23			
N11	Texas Tech* (FSI)	L 13-16	47,233	16	19	18			
N18	K-State* (FSI)	L 27-31	47,233	25	RV	RV		21	23 24
N25	at Cincinnati* (ESPN2)	W 49-16	38,193		RV	RV			
D26	vs UNLV* (ESPN)	8:00 p.m.			RV	RV			

*Big 12 Game

^Guaranteed Rate Bowl

K-STATE (8-4, 6-3 Big 12)

Date	Opponent	Time (CT)	Attend	K-State			OPP		
				CFP	AP	C	CFP	AP	C
S2	SE Missouri St. (Big 12 Now)	W 45-0	52,066		16	17			
S9	Troy* (FSI)	W 42-13	51,940		15	15			
S16	at Missouri (SECN)	L 27-30	62,621		15	15			RV
S23	UCF* (FSI)	W 44-31	51,912		RV	RV			RV
S30	Open				RV	25			
O6	at Oklahoma State* (ESPN)	L 21-29	53,855		RV	RV			
O14	at Texas Tech* (FSI)	W 38-31	56,200						
O21	TCU* (ESPN2)	W 41-3	52,580			RV			
O28	Houston* (ESPN2)	W 41-0	51,928		RV	RV			
N4	at Texas* (FOX)	L 30-33 OT	102,846	23	25	RV		7	7 6
N11	Baylor* (Big 12 Now)	W 59-25	51,790	25	RV	RV			
N18	at Kansas* (FSI)	W 31-27	47,233	21	23	24		25	RV RV
N25	Iowa State* (FOX)	L 35-42	51,481					19	20 19
D28	vs NC State* (ESPN)	4:45 p.m.			25	RV	RV	18	19 18

*Big 12 Game

^Pop-Tarts Bowl

OKLAHOMA (10-2, 7-2 Big 12)

Date	Opponent	Time (CT)	Attend	OU			OPP		
				CFP	AP	C	CFP	AP	C
S2	Arkansas State (ESPN)	W 73-0	83,221		20	19			
S9	SMU (ESPN+)	W 28-11	84,186		18	17			RV
S16	at Tulsa (ESPN2)	W 66-17	30,855		19	16			
S23	at Cincinnati* (FOX)	W 20-6	38,193		16	14			
S30	Iowa State* (FSI)	W 50-20	84,371		14	14			
O7	vs. Texas* (ABC)	W 34-30	92,100		3	4		12	12
O14	Open				5	7			
O21	UCF* (ABC)	W 31-29	83,476		6	7			
O28	at Kansas* (FOX)	L 33-38	47,233		6	6			RV
N4	at Oklahoma State* (ABC)	L 24-27	54,105	9	10	11		22	RV RV
N11	West Virginia* (FOX)	W 59-20	83,525	17	17	16			RV RV
N18	at BYU* (ESPN)	W 31-24	63,714	14	14	13			
N24	TCU* (FOX)	W 69-45	83,669	13	13	13			
D28	vs Arizona* (ESPN)	8:15 p.m.			12	12	12	14	14 14

*Big 12 Game

^Valero Alamo Bowl

OKLAHOMA STATE (9-4, 7-2 Big 12)

Date	Opponent	Time (CT)	Attend	OSU			OPP		
				CFP	AP	C	CFP	AP	C
S2	UCA (Big 12 Now)	W 27-13	53,855			RV			
S9	at Arizona State (FSI)	W 27-15	42,569			RV			
S16	S. Alabama (Big 12 Now)	L 7-33	53,855			RV	RV		
S23	at Iowa State* (FSI)	L 27-34	59,022						
S30	Open								
O6	K-State* (ESPN)	W 29-21	53,855						RV RV
O14	Kansas* (FSI)	W 39-32	53,855						23 24
O21	at West Virginia* (ESPN2)	W 48-34	51,870			RV	RV		RV RV
O28	Cincinnati* (ESPN2)	W 45-13	53,855			RV	RV		
N4	Oklahoma* (ABC)	W 27-24	54,105	22	RV	RV		9	10 11
N11	at UCF* (ESPN)	L 3-45	44,046		15	15	17		
N18	at Houston* (ESPN2)	W 43-30	33,906		23	24	25		
N25	BYU* (ABC)	W 40-34 2OT	53,855		21	21	20		
D2	vs. Texas (ABC)	L 21-49	84,523		18	19	19		7 7 7
D27	vs. Texas A&M* (ESPN)	8:00 p.m.			20	22	21		

*Big 12 Game

^TaxAct Texas Bowl

TCU (5-7, 3-6 Big 12)

Date	Opponent	Time (CT)	Attend	TCU			OPP		
				CFP	AP	C	CFP	AP	C
S2	Colorado (FOX)	L 42-45	53,294		17	16			
S9	Nicholls (Big 12 Now)	W 41-6	45,010		RV	RV			
S16	at Houston* (FOX)	W 36-13	36,049		RV	RV			
S23	SMU (FSI)	W 34-17	51,243		RV	RV			
S30	West Virginia* (ESPN2)	L 21-24	43,736		RV	RV			
O7	at Iowa State* (FSI)	L 14-27	60,535						
O14	BYU* (ESPN)	44,599							RV
O21	at K-State* (ESPN2)	L 3-41	52,580						RV
O28	Open								
N2	at Texas Tech (FSI)	L 28-35	51,185						
N11	Texas* (ABC)	L 26-29	50,812						7 7 7
N18	Baylor* (Big 12 Now)	W 42-17	42,621						
N24	at Oklahoma* (FOX)	L 45-69	83,669						13 13 13

*Big 12 Game

TEXAS (12-1, 8-1 Big 12)

Date	Opponent	Time (CT)	Attend	UT			OPP		
				CFP	AP	C	CFP	AP	C
S2	Rice (FOX)	W 37-10	98,017		11	12			
S9	at Alabama (ESPN)	W 34-24	100,077		11	10		3	3
S16	Wyoming (LHN)	W 31-10	101,777		4	6		RV	RV
S23	at Baylor* (ABC)	W 38-6	49,165		3	6			
S30	Kansas* (ABC)	W 40-14	102,986		3	5		24	24
O7	vs. Oklahoma* (ABC)	L 30-34	92,100		3	4		12	12
O14	Open				9	11			
O21	at Houston* (FOX)	W 31-24	42,812		8	8			
O28	BYU (ABC)	W 35-6	101,670		7	7			
N4	K-State* (FOX)	W 33-30 OT	102,846	7	7	6		23	25 RV
N11	at TCU* (ABC)	W 29-26	50,812	7	7	7			
N18	at Iowa State* (FOX)	W 26-16	61,500	7	7	7			
N24	Texas Tech* (ABC)	W 57-7	102,452	7	7	7			
D2	vs. Oklahoma State (ABC)	W 49-21	84,523	7	7	7		18	19 19
J1	vs. Washington* (ESPN)	7:45 p.m.			3	3	T4	2	2 2

*Big 12 Game

^CFP Semifinal at the Allstate Sugar Bowl

TEXAS TECH (6-6, 5-4 Big 12)

Date	Opponent	Time (CT)	Attend	TTU		OPP	
				CFP	AP C	CFP	AP C
S2	at Wyoming (CBS)	L 33-35 2OT	26,450			RV	24
S9	Oregon (FOX)	L 30-38	56,200			RV	RV 13 13
S16	Tarleton State (Big 12 Now)	W 41-3	56,200				
S23	at West Virginia* (Big 12 Now)	L 13-20	50,071				
S30	Houston* (FS2)	W 49-28	53,308				
O7	at Baylor* (ESPN2)	W 39-14	44,620				
O14	K-State* (FSI)	L 21-38	56,200				
O21	at BYU* (FSI)	L 14-27	63,523				
O28	Open						
N2	TCU* (FSI)	W 35-28	51,185				
N11	at Kansas* (FSI)	W 16-13	47,233			18	19 18
N18	UCF* (FS2)	W 24-23	53,851				
N24	at Texas* (ABC)	L 7-57	102,452			7	7 7
DI6	vs Cal^ (ESPN)	8:15 p.m.					

* Big 12 Game ^Radiance Technologies Independence Bowl

WEST VIRGINIA (8-4, 6-3 Big 12)

Date	Opponent	Time (ET)	Attend	WVU			OPP		
				CFP	AP C	C	CFP	AP C	C
S2	at Penn State (NBC)	L 15-38	110,747						7 7
S9	Duquesne (Big 12 Now)	W 56-17	50,037						
S16	Pitt (ABC)	W 17-6	61,106						
S23	Texas Tech* (Big 12 Now)	W 20-13	50,071						
S30	at TCU* (ESPN2)	W 24-21	43,736						RV RV
O7	Open						RV	RV	
O12	at Houston* (FSI)	L 39-41	32,152				RV	RV	
O21	Oklahoma State* (ESPN)	L 34-48	51,870				RV	RV	RV RV
O28	at UCF* (FSI)	W 41-28	44,136						
N4	BYU* (FOX)	W 37-7	50,266						
N11	at Oklahoma* (FOX)	L 20-59	83,525						17 17 16
N18	Cincinnati* (Big 12 Now)	W 42-21	43,588						
N25	at Baylor* (FSI)	W 34-31	36,200						
D27	vs. North Carolina^ (ESPN)	4:30 p.m.							RV

* Big 12 Game ^Duke's Mayo Bowl

The Big 12 tied for the nation's lead with six of the 24 teams that averaged 100% or over in home stadium capacity this season. Oklahoma is third among teams at 104.51% capacity followed by 5. K-State (103.91), 8. TCU (102.89), 12. Cincinnati (101.85), 15. Texas (101.50) and 20. Oklahoma State (100.07). All Big 12 teams averaged over 88 percent capacity.

The Big 12 finished regular season non-conference play at 30-12 (.714).

Sophomore RB Richard Reese took two kickoffs to the end zone in back-to-back returns in Baylor's season finale. He was the first Baylor player since Trestan Ebner vs. Kansas in 2020 to return two kickoffs for a TD in the same game.

BYU's 24 first-half points at OSU tied a season-high for any half against P5 competition. The 17 second-quarter points were the most for BYU in any quarter this season against FBS competition.

UCF recorded a program-record eighth consecutive postseason bowl appearance after being selected to the Gasparilla Bowl. It is the third time in program history travelling to the bowl after winning in both 2019 and 2021.

Cincinnati RB Corey Kiner had six 100-yard rushing games this season to tie for the fifth-most in one season in program history and the most since Michael Warren II had seven in 2019.

Houston sophomore WR Joseph Manjack IV has a 16-game streak of at least one reception.

Iowa State will play in the 65th AutoZone Liberty Bowl. It will be the sixth bowl game in the last seven seasons for the Cyclones and the 18th bowl appearance in school history.

Kansas earned its second-straight bowl bid and second all-time appearance at the Guaranteed Rate Bowl, with the first coming in 2008 - a 42-21 win over Minnesota in the 2008 Insight Bowl.

For the first time in school history, K-State is headed to Florida for a bowl game. K-State will be playing in the state of Florida for just the seventh time ever and the first since a 28-24 victory at Miami on September 24, 2011.

Oklahoma is making its 57th bowl appearance, fourth-most nationally, and a school-record 25th in a row when it faces Arizona in the Valero Alamo Bowl.

Oklahoma State will play its fourth bowl game in Houston as it takes on Texas A&M for the 29th time in series history in the TaxAct Texas Bowl.

TCU QB Josh Hoover totaled a career-best five touchdowns against Oklahoma in the season finale. He tied a personal-high by throwing for four scores while adding one rushing.

Texas will make its first College Football Playoff appearance in program history. The Longhorns will play No. 2 Washington in the Sugar Bowl in a rematch of the 2022 Valero Alamo Bowl.

Texas Tech will face California in the Radiance Technologies Independence Bowl in the second meeting all-time between the two schools. It is the third appearance for TTU in the bowl with the previous two coming in 1986 and 1998.

West Virginia will make its 40th bowl appearance in the Duke's Mayo Bowl against North Carolina. It will be the third meeting between the two teams and the third time the Mountaineers will play in some iteration of the bowl.

TEAM VS. TEAM RESULTS

	BU	BYU	UCF	UC	UH	ISU	KU	K-State	OU	OSU	TCU	UT	TTU	WVU
BU	-	-	W	W	L	L	-	L	-	-	L	L	L	L
BYU	-	-	-	W	-	L	L	-	L	L	L	L	W	L
UCF	L	-	-	W	W	-	L	L	L	W	-	-	L	L
UC	L	L	L	-	W	L	L	-	L	L	-	-	-	L
UH	W	-	L	L	-	L	-	L	L	-	L	L	L	W
ISU	W	W	-	W	-	-	L	W	L	W	W	L	-	-
KU	-	W	W	W	-	W	-	L	W	L	-	L	L	-
K-State	W	-	W	-	W	L	W	-	-	L	W	L	W	-
OU	-	W	W	W	-	W	L	-	-	L	W	W	-	W
OSU	-	W	L	W	W	L	W	W	W	-	-	-	-	W
TCU	W	W	-	-	W	L	-	L	L	-	-	L	L	L
UT	W	W	-	-	W	W	W	W	L	-	W	-	W	-
TTU	W	L	W	-	W	-	W	L	-	-	W	L	-	L
WVU	L	W	W	W	L	-	-	-	L	L	W	-	W	-

Big 12 Pro Day
Spring 2024
Ford Center, Frisco, Texas

The Big 12 and the NFL have partnered to debut Big 12 Pro Day in the spring of 2024. The reimagined Pro Day experience will feature state of the art medical and player skill assessments designed to maximize the student-athlete prospect experience. The NFL Network and additional NFL media platforms will air content. Off the field, a job fair and non-football career networking opportunities will be provided. The Conference will also host Big 12 Fan Fest outside of the event.

OFFENSIVE PLAYER OF THE YEAR

Ollie Gordon II, Oklahoma State, RB, So.

DEFENSIVE PLAYER OF THE YEAR

T'Vondre Sweat, Texas, DL, Sr.

OFFENSIVE NEWCOMER OF THE YEAR

Adonai Mitchell, Texas, WR, Jr.

DEFENSIVE NEWCOMER OF THE YEAR

Austin Booker, Kansas, DL, So.

OFFENSIVE FRESHMAN OF THE YEAR

Rocco Becht, Iowa State, QB

DEFENSIVE FRESHMEN OF THE YEARAnthony Hill Jr., Texas, LB
Ben Roberts, Texas Tech, LB**SPECIAL TEAMS PLAYER OF THE YEAR**

Austin McNamara, Texas Tech, P, Sr.

OFFENSIVE LINEMAN OF THE YEAR

Cooper Beebe, Kansas State, Sr.

DEFENSIVE LINEMAN OF THE YEAR

Byron Murphy II, Texas, DL, Jr.

CHUCK NEINAS COACH OF THE YEAR

Mike Gundy, Oklahoma State, 19th season

2023 All-Big 12 Football First Team**OFFENSE**

Pos.	Player	School	Class	Hometown/Previous School
QB	Dillon Gabriel [#]	Oklahoma	Sr.	Mililani, Hawaii/UCF
RB	Ollie Gordon II [#]	Oklahoma State	So.	Fort Worth, Texas/Euleless Trinity
RB	Tahj Brooks	Texas Tech	Sr.	Manor, Texas/Manor
FB	Ben Sinnott ¹	Kansas State	Jr.	Waterloo, Iowa/Columbus Catholic
WR	Javon Baker	UCF	Sr.	Atlanta, Ga./Alabama
WR	Drake Stoops	Oklahoma	Sr.	Norman, Okla./Norman North
WR	Xavier Worthy ^{2/}	Texas	Jr.	Fresno, Calif./Central East
TE	Jared Wiley	TCU	Sr.	Temple, Texas/Texas
TE	Ja'Tavion Sanders ¹	Texas	Jr.	Denton, Texas/Ryan
OL	Dominick Puni	Kansas	Sr.	St. Charles, Mo./Central Missouri
OL	Cooper Beebe ¹	Kansas State	Sr.	Kansas City, Kan./Piper
OL	Patrick Paul	Houston	Jr.	Houston, Texas/Jersey Village
OL	Kelvin Banks Jr. ²	Texas	So.	Humble, Texas/Summer Creek
OL	Zach Frazier [@]	West Virginia	Jr.	Fairmont, W.Va./Fairmont Senior
PK	Bert Auburn	Texas	Jr.	Flower Mound, Texas/Flower Mound
KR/PR	Xavier Worthy	Texas	Jr.	Fresno, Calif./Central East

DEFENSE

DL	Tre'mon Morris-Brash	UCF	5th	Richmond, Va./St. John's College
DL	Nelson Ceaser	Houston	Jr.	Missouri City, Texas/Ridge Point
DL	Austin Booker	Kansas	So.	Greenwood, Ind./Minnesota
DL	Byron Murphy II	Texas	Jr.	DeSoto, Texas/DeSoto
DL	T'Vondre Sweat [#]	Texas	Sr.	Huntsville, Texas/Huntsville
LB	Danny Stutsman	Oklahoma	Jr.	Windermere, Fla./Foundation Academy
LB	Nickolas Martin	Oklahoma State	So.	Texarkana, Texas/Pleasant Grove
LB	Jaylan Ford ¹	Texas	Sr.	Frisco, Texas/ Lone Star
DB	Jeremiah Cooper	Iowa State	So.	El Paso, Texas/Andress
DB	T.J. Tampa ²	Iowa State	Sr.	St. Petersburg, Fla./Lakewood
DB	Cobee Bryant ¹	Kansas	Jr.	Evergreen, Ala./Hillcrest
DB	Billy Bowman	Oklahoma	Jr.	Denton, Texas/Ryan
DB	Beanie Bishop Jr.	West Virginia	Sr.	Louisville, Ky./Minnesota
P	Austin McNamara	Texas Tech	Sr.	Gilbert, Ariz./Highland

A tie resulted in an additional honoree at TE.

[#] - Unanimous selection

¹ - First Team selection in 2022

² - Second Team selection in 2022.

¹ - First Team selection in 2021.

[@] - Second Team selection in 2021.

Players listed at each position alphabetically by school.

2023 All-Big 12 Football Second Team

OFFENSE

Pos.	Player	School	Class	Hometown/Previous School
QB	Will Howard	Kansas State	Sr.	Downingtown, Pa./Downingtown West
RB	Devin Neal	Kansas	Jr.	Lawrence, Kan./Lawrence
RB	Jonathon Brooks	Texas	So.	Hallettsville, Texas/Hallettsville
FB	Stevo Klotz	Iowa State	Jr.	Chaska, Minn./Chaska
WR	Jaylin Noel	Iowa State	Jr.	Kansas City, Mo./Park Hill
WR	Brennan Presley	Oklahoma State	Sr.	Tulsa, Okla./Bixby
WR	Adonai Mitchell	Texas	Jr.	Missouri City, Texas/Georgia
TE	Kole Taylor	West Virginia	Jr.	Grand Junction, Colo./LSU
OL	Kingsley Suamataia	BYU	So.	Orem, Utah/Oregon
OL	Luke Kandra	Cincinnati	Jr.	Cincinnati, Ohio/Louisville
OL	Andrew Raym	Oklahoma	Sr.	Broken Arrow, Okla./Broken Arrow
OL	Brandon Coleman	TCU	Sr.	Denton, Texas/Trinity Valley CC
OL	Wyatt Milum	West Virginia	Jr.	Kenova, W. Va./Spring Valley
PK	Alex Hale	Oklahoma State	Sr.	Point Frederick, NSW, Australia/St. Edward's
KR/PR	Matthew Golden	Houston	So.	Houston, Texas/Klein Cain

DEFENSE

DL	Tyler Batty	BYU	Jr.	Payson, Utah/Payson
DL	Dontay Corleone	Cincinnati	So.	Cincinnati, Ohio/Colerain
DL	Jamaree Caldwell	Houston	Jr.	Newberry, S.C./Indy CC
DL	Khalid Duke	Kansas State	Sr.	Atlanta, Ga./Riverside Military Academy
DL	Ethan Downs	Oklahoma	Jr.	Weatherford, Okla./Weatherford
LB	Jason Johnson	UCF	5th	Chicago, Ill./Eastern Illinois
LB	Austin Moore	Kansas State	Sr.	Louisburg, Kan./Louisburg
LB	Collin Oliver	Oklahoma State	Jr.	Oklahoma City, Okla./Edmond Santa Fe
DB	Kenny Logan Jr.	Kansas	Sr.	St. Augustine, Fla./Menendez
DB	Kobe Savage	Kansas State	Sr.	Paris, Texas/Paris/Tyler JC
DB	Josh Newton	TCU	Sr.	Monroe, La./ULM
DB	Dadrion Taylor-Demerson	Texas Tech	Sr.	Oklahoma City, Okla./Carl Albert
DB	Jahdae Barron	Texas	Sr.	Austin, Texas/Connally
P	Ryan Rehkow	BYU	Jr.	Veradale, Wash./Central Valley

2023 All-Big 12 Honorable Mention

Baylor:	Monaray Baldwin (WR), Drake Dabney (TE), TJ Franklin (DL), Gabe Hall (DL), Caden Jenkins (DB, DFOY), Matt Jones (LB), Dawson Pendergrass (OFOY)
BYU:	Tyler Batty (DPOY, DLOY), Kamden Garrett (DB), Eddie Heckard (DB, DNOY), Darius Lassiter (ONoY), Paul Maile (OL), Ryan Rehkow (STPOY), Isaac Rex (TE), Jakob Robinson (DB), Max Tooley (LB)
UCF:	Colton Boomer (PK), Tylan Grable (OL), R.J. Harvey (RB), Demari Henderson (DB), Kobe Hudson (WR), Lee Hunter (DL), Malachi Lawrence (DL), Tre'mon Morris-Brash (DLOY), Lokahi Pauole (OL), Randy Pittman Jr. (OFOY), John Rhys Plumlee (QB), Corey Thornton (DB), Xavier Townsend (KR/PR), John Walker (DFOY)
Cincinnati:	Jowon Briggs (DL), Dontay Corleone (DLOY), Mason Fletcher (P, STPOY), Gavin Gerhardt (OL), Xzavier Henderson (WR), Luke Kandra (OLOY), Deshawn Pace (DB)
Houston:	Samuel Brown (WR), Nelson Ceaser (DPOY, DLOY), Matthew Golden (STPOY), Isaiah Hamilton (DB), Parker Jenkins (ONoY), A.J. Haulcy (DB, DNOY), Patrick Paul (OLOY)
Iowa State:	Benjamin Brahmer (TE), Chase Contreras (PK, STPOY), Beau Freyler (DB), Jayden Higgins (WR, ONoY), Jarrod Hufford (OL, OLOY), Jaylin Noel (KR/PR, OPOY), Tyler Onyedim (DL), Domonique Orange (DL), Tyler Perkins (P), Jack Sadowsky (DFOY), T.J. Tampa (DPOY), Gerry Vaughn (LB), Malik Verdon (DB)
Kansas:	Lawrence Arnold (WR), Jason Bean (QB), Austin Booker (DLOY), Mello Dotson (DB), Mason Fairchild (TE), Devin Neal (OPOY), Mike Novitsky (OL), Dominick Puni (OLOY), Jereme Robinson (DL)
Kansas State:	Jack Blumer (P), Phillip Brooks (WR, KR/PR), Khalid Duke (DLOY), DJ Giddens (RB), Hayden Gillum (OL), Will Howard (OPOY), Avery Johnson (OFOY), Will Lee III (DB), KT Leveston (OL), Austin Moore (DPOY), Brendan Mott (DL), Jacob Parrish (DB), Seth Porter (STPOY), Desmond Purnell (LB), Austin Romaine (DFOY), Uso Seumalo (DL), Marques Sigle (DNOY, DB), Chris Tennant (PK), Treshaun Ward (ONoY, RB), Carver Willis (OL)
Oklahoma:	Nic Anderson (OFOY, WR), Rondell Bothroyd (DL), Billy Bowman (DPOY), Isaiah Coe (DL), Kendel Dolby (DB), Ethan Downs (DLOY), Jalil Farooq (WR, KR/PR), Gavin Freeman (KR/PR), Dillon Gabriel (OPOY), Tyler Guyton (OL), Kip Lewis (DFOY, LB), McKade Mettauer (OL), Andrew Raym (OLOY), Walter Rouse (OL), Gavin Sawchuk (RB), Tawee Walker (RB), Woodi Washington (DB), Gentry Williams (DB)
Oklahoma State:	Korie Black (DB), Alan Bowman (QB), Braden Cassity (FB), Dalton Cooper (OL), Kendal Daniels (DB), Cameron Epps (DFOY, DB), Anthony Goodlow (DNOY, DLOY, DL), Alex Hale (STPOY), Josiah Johnson (ONoY, TE), Nickolas Martin (DPOY), Joe Michalski (OLOY, OL), Rashod Owens (WR), Brennan Presley (KR/PR), Jake Springfield (OL)
TCU:	Emani Bailey (RB), Shad Banks Jr. (LB), Millard Bradford (DB), Andrew Coker (OL), Brandon Coleman (OLOY), Caleb Fox (DL), Jamoi Hodge (LB), Josh Hoover (OFOY), Griffin Kell (K), Namdi Obiazor (DPOY, LB), Willis Patrick (OL), Mark Perry (DB), JP Richardson (WR), Jaylon Robinson (WR), Jordy Sandy (P), Jared Wiley (OPOY), Damon Williams (DLOY, DL), Savion Williams (WR)
Texas:	Kelvin Banks Jr. (OLOY), CJ Baxter (OFOY, RB), Jonathon Brooks (OPOY), Terrance Brooks (DB), Ethan Burke (DL), Trill Carter (DNOY), Kitan Crawford (STPOY), Alfred Collins (DL), Quinn Ewers (QB), Gunnar Helm (TE), Anthony Hill (LB), Christian Jones (OL), Jake Majors (OL), Ryan Sanborn (P), Barryn Sorrell (DL), Michael Taaffe (DB), Jerrin Thompson (DB), Jordan Whittington (WR)
Texas Tech:	C.J. Baskerville (DNOY, DB), Tony Bradford Jr. (DL), Tahj Brooks (OPOY), Myles Cole (DL), Baylor Cupp (TE), Malik Dunlap (DB), Gino Garcia (PK), Jaylon Hutchings (DLOY, DL), Bralyn Lux (DB), Drae McCray (ONoY, KR/PR), Monroe Mills (OL), Behren Morton (QB), Jesiah Pierre (LB), Myles Price (WR), Ben Roberts (LB), Caleb Rodgers (OL), Rusty Staats (OL), Dadrion Taylor-Demerson (DPOY), Xavier White (WR), Dennis Wilburn (OL)
West Virginia:	Beanie Bishop Jr. (DNOY), Aubrey Burks (DB), Ben Cutter (DFOY), CJ Donaldson (RB), Preston Fox (KR/PR), Zach Frazier (OLOY), Garrett Greene (QB), Lee Kpogba (DL), Mike Lockhart (DL), Michael Hayes (STPOY, PK), Sean Martin (DLOY, DL), Doug Nester (OL), Tomas Rimac (OL), Oliver Straw (P), Kole Taylor (ONoY), Edward Vesterinen (DL), Jahiem White (OFOY), Brandon Yates (OL)

2023 National Awards

Outland Trophy
T'Vondre Sweat, Texas

Doak Walker Award
Ollie Gordon II, Oklahoma State

Pop Warner College Football Award
Tony Bradford Jr., Texas Tech

FWAA All-America Team
First Team
Ollie Gordon II, Oklahoma State, RB, So.
Cooper Beebe, K-State, OL, Sr.
T'Vondre Sweat, Texas, DT, Sr.
Beanie Bishop, West Virginia, DB, Sr.

Second Team
Xavier Worthy, Texas, PR, Jr.

AP All-America Team
First Team

Ollie Gordon II, Oklahoma State, RB, So.
Cooper Beebe, K-State, OL, Sr.
T'Vondre Sweat, Texas, DT, Sr.

Second Team
Byron Murphy II, Texas, Jr.
Beanie Bishop, West Virginia, DB, Sr.

Third Team
Luke Kandra, Cincinnati, OL, Sr.
Zach Frazier, West Virginia, C, Sr.
Ben Sinnott, K-State, TE, Sr.
Xavier Worthy, Texas, AP
Danny Stutsman, Oklahoma, LB, Jr.
T.J. Tampa, Iowa State, CB, Sr.

Walter Camp All-America Team
First Team
Ollie Gordon II, Oklahoma State, RB, So.
Cooper Beebe, K-State, OL, Sr.
T'Vondre Sweat, Texas, DL, Sr.
Beanie Bishop, West Virginia, DB, Sr.

Second Team
Danny Stutsman, Oklahoma, LB, Jr.



2023-24 Big 12 Football
Extended Individual Statistics
All games

TOTAL OFFENSE (Minimum Games Played Pct. 75%)

#	Player	G	Rush	Pass	Plays	Total	Yds/g
1	Gabriel, Dillon - OU	12	373	3660	477	4033	336.08
2	Ewers, Quinn - UT	11	21	3161	402	3182	289.27
3	Plumlee, John Rhys - UCF	9	473	2073	318	2546	282.89
4	Smith, Donovan - UH	12	428	2801	535	3229	269.08
5	Greene, Garrett - WVU	11	708	2178	365	2886	262.36
6	Howard, Will - KState	12	351	2643	438	2994	249.50
7	Bowman, Alan - OSU	13	18	3058	477	3076	236.62
8	Jones, Emory - UC	12	560	2219	477	2779	231.58
9	Becht, Rocco - IowaSt	12	67	2674	383	2741	228.42
10	Hoover, Josh - TCU	10	5	2206	318	2211	221.10

ALL PURPOSE (Minimum Games Played Pct. 75%)

#	Player	G	Rush	Rcv	PR	KR	Yds	Avg/g
1	Gordon, Ollie - OSU	13	1614	326	0	0	1940	149.23
2	Harvey, RJ - UCF	12	1296	231	0	41	1568	130.67
3	Brooks, Tahj - TTU	12	1443	72	0	0	1515	126.25
4	Brooks, Jonathon - UT	11	1139	286	0	0	1425	129.55
5	Neal, Devin - KU	12	1209	214	0	0	1423	118.58
6	Bailey, Emani - TCU	12	1209	184	0	0	1393	116.08
7	Worthy, Xavier - UT	13	35	969	358	0	1362	104.77
8	Giddens, DJ - KState	12	1075	286	0	0	1361	113.42
9	Presley, Brennan - OSU	13	41	839	41	393	1314	101.08
10	Farooq, Jalil - OU	12	95	637	0	422	1154	96.17

TOTAL OFFENSE AVG/PLAY (Minimum Games Played Pct. 75%)

#	Player	G	Rush	Pass	Plays	Total	Yds/p
1	Metayer, Chamon - UC	11	27	0	1	27	2.45
2	Boomer, Colton - UCF	12	24	0	1	24	2.00
3	Ray, Traylon - WVU	11	0	21	1	21	1.91
4	Noel, Jaylin - IowaSt	11	-1	42	2	41	1.86
5	Rehkov, Ryan - BYU	12	-5	36	2	31	1.29
6	Townsend, Xavier - UCF	10	163	0	15	163	1.09
7	Johnson Jr., Stephon - UH	12	13	0	1	13	1.08
8	Wiggins, Dee - UC	12	13	0	1	13	1.08
9	Robinson, Keilan - UT	12	134	0	12	134	0.93
10	Sanders, Ja'Tavion - UT	13	12	0	1	12	0.92

SCORING (Minimum Games Played Pct. 75%)

#	Player	G	TD	FG	XPT	2XP	Pts	Pts/g
1	Auburn, Bert - UT	13	0	28	52	0	136	10.46
2	Gordon, Ollie - OSU	13	21	0	0	0	126	9.69
3	Hale, Alex - OSU	12	0	26	36	0	114	9.50
4	Schmit, Zach - OU	12	0	14	64	0	106	8.83
5	Harvey, RJ - UCF	12	17	0	0	0	102	8.50
6	Neal, Devin - KU	12	16	0	0	0	96	8.00
7	Contreras, Chase - IowaSt	12	0	19	34	0	91	7.58
8	Kell, Griffin - TCU	12	0	14	44	0	86	7.17
9	Greene, Garrett - WVU	11	13	0	0	2	78	7.09
10	Tennant, Chris - KState	12	0	11	52	0	85	7.08

TOTAL OFFENSE PLAYS

#	Player	G	Rush	Pass	Plays	Total	Yds/g
1	Smith, Donovan - UH	12	428	2801	535	3229	269.08
2	Gabriel, Dillon - OU	12	373	3660	477	4033	336.08
3	Bowman, Alan - OSU	13	18	3058	477	3076	236.62
4	Jones, Emory - UC	12	560	2219	477	2779	231.58
5	Howard, Will - KState	12	351	2643	438	2994	249.50
6	Ewers, Quinn - UT	11	21	3161	402	3182	289.27
7	Becht, Rocco - IowaSt	12	67	2674	383	2741	228.42
8	Greene, Garrett - WVU	11	708	2178	365	2886	262.36
9	Shapen, Blake - Baylor	8	29	2188	365	2217	277.13
10	Plumlee, John Rhys - UCF	9	473	2073	318	2546	282.89

SCORING (TDs) (Minimum 1 Touchdowns)

#	Player	G	Run	Rec	Ret	Pts	Avg/g
1	Gordon, Ollie - OSU	13	20	1	0	126	9.69
2	Harvey, RJ - UCF	12	16	1	0	102	8.50
3	Neal, Devin - KU	12	15	1	0	96	8.00
4	Greene, Garrett - WVU	11	13	0	0	78	7.09
5	Gabriel, Dillon - OU	12	12	0	0	72	6.00
6	Hicks, Kalib - OU	1	1	0	0	6	6.00
7	Brooks, Jonathon - UT	11	10	1	0	66	6.00
8	Donaldson, CJ - WVU	12	11	0	0	68	5.67
9	Giddens, DJ - KState	12	9	2	0	66	5.50
10	Howard, Will - KState	12	9	1	0	64	5.33

TOTAL OFFENSE YARDS

#	Player	G	Rush	Pass	Plays	Total	Yds/g
1	Smith, Donovan - UH	12	428	2801	535	3229	269.08
2	Gabriel, Dillon - OU	12	373	3660	477	4033	336.08
3	Bowman, Alan - OSU	13	18	3058	477	3076	236.62
4	Jones, Emory - UC	12	560	2219	477	2779	231.58
5	Howard, Will - KState	12	351	2643	438	2994	249.50
6	Ewers, Quinn - UT	11	21	3161	402	3182	289.27
7	Becht, Rocco - IowaSt	12	67	2674	383	2741	228.42
8	Greene, Garrett - WVU	11	708	2178	365	2886	262.36
9	Shapen, Blake - Baylor	8	29	2188	365	2217	277.13
10	Plumlee, John Rhys - UCF	9	473	2073	318	2546	282.89

SCORING (KICK) (Minimum Games Played Pct. 75%)

#	Player	G	PAT	FG	Pts	Avg/g
1	Auburn, Bert - UT	13	52-52	28-34	136	10.46
2	Hale, Alex - OSU	12	36-38	26-32	114	9.50
3	Schmit, Zach - OU	12	64-64	14-20	106	8.83
4	Contreras, Chase - IowaSt	12	34-35	19-24	91	7.58
5	Kell, Griffin - TCU	12	44-46	14-21	86	7.17
6	Hayes, Michael - WVU	12	43-43	14-17	85	7.08
7	Tennant, Chris - KState	12	52-53	11-14	85	7.08
8	Boomer, Colton - UCF	12	46-48	12-19	82	6.83
9	Garcia, Gino - TTU	12	36-36	14-19	78	6.50
10	Brown, Carter - UC	12	30-30	15-19	75	6.25



2023-24 Big 12 Football
Extended Individual Statistics
All games

TOTAL OFFENSE TDS

#	Player	G	Rush	Pass	Total
1	Gabriel, Dillon - OU	12	373	3660	42
2	Howard, Will - KState	12	351	2643	33
3	Smith, Donovan - UH	12	428	2801	28
4	Greene, Garrett - WVU	11	708	2178	28
5	Ewers, Quinn - UT	11	21	3161	26
6	Becht, Rocco - IowaSt	12	67	2674	23
7	Jones, Emory - UC	12	560	2219	22
8	Gordon, Ollie - OSU	13	1614	0	20
9	Plumlee, John Rhys - UCF	9	473	2073	18
10	Hoover, Josh - TCU	10	5	2206	17

RUSHING (Minimum 10 Rushing Attempts/Game, Games Played Pct. 75%)

#	Player	G	Att.	Yds	Avg.	TD	Lg	Avg/g
1	Gordon, Ollie - OSU	13	258	1614	6.26	20	75	124.15
2	Brooks, Tahj - TTU	12	268	1443	5.38	9	46	120.25
3	Harvey, RJ - UCF	12	211	1296	6.14	16	92	108.00
4	Brooks, Jonathon - UT	11	187	1139	6.09	10	67	103.55
5	Neal, Devin - KU	12	183	1209	6.61	15	75	100.75
6	Bailey, Emani - TCU	12	223	1209	5.42	8	74	100.75
7	Giddens, DJ - KState	12	195	1075	5.51	9	43	89.58
8	Kiner, Corey - UC	12	192	1047	5.45	5	68	87.25
9	Donaldson, CJ - WVU	12	171	798	4.67	11	32	66.50
10	Greene, Garrett - WVU	11	111	708	6.38	13	35	64.36

YARDS PER RUSH (Minimum 10 Rushing Attempts/Game, Games Played Pct. 75%)

#	Player	G	Att.	Yds	Avg.	TD	Lg	Avg/g
1	Neal, Devin - KU	12	183	1209	6.61	15	75	100.75
2	Greene, Garrett - WVU	11	111	708	6.38	13	35	64.36
3	Gordon, Ollie - OSU	13	258	1614	6.26	20	75	124.15
4	Harvey, RJ - UCF	12	211	1296	6.14	16	92	108.00
5	Brooks, Jonathon - UT	11	187	1139	6.09	10	67	103.55
6	Giddens, DJ - KState	12	195	1075	5.51	9	43	89.58
7	Kiner, Corey - UC	12	192	1047	5.45	5	68	87.25
8	Bailey, Emani - TCU	12	223	1209	5.42	8	74	100.75
9	Brooks, Tahj - TTU	12	268	1443	5.38	9	46	120.25
10	Plumlee, John Rhys - UCF	9	91	473	5.20	5	32	52.56

RUSH ATTEMPTS (Minimum 10 Rushing Attempts/Game)

#	Player	G	Att.	Yds	Avg.	TD	Lg	Avg/g
1	Brooks, Tahj - TTU	12	268	1443	5.38	9	46	120.25
2	Gordon, Ollie - OSU	13	258	1614	6.26	20	75	124.15
3	Bailey, Emani - TCU	12	223	1209	5.42	8	74	100.75
4	Harvey, RJ - UCF	12	211	1296	6.14	16	92	108.00
5	Giddens, DJ - KState	12	195	1075	5.51	9	43	89.58
6	Kiner, Corey - UC	12	192	1047	5.45	5	68	87.25
7	Brooks, Jonathon - UT	11	187	1139	6.09	10	67	103.55
8	Neal, Devin - KU	12	183	1209	6.61	15	75	100.75
9	Donaldson, CJ - WVU	12	171	798	4.67	11	32	66.50
10	Jones, Emory - UC	12	155	560	3.61	4	25	46.67

RUSH YARDS (Minimum 10 Rushing Attempts/Game)

#	Player	G	Att.	Yds	Avg.	TD	Lg	Avg/g
1	Gordon, Ollie - OSU	13	258	1614	6.26	20	75	124.15
2	Brooks, Tahj - TTU	12	268	1443	5.38	9	46	120.25
3	Harvey, RJ - UCF	12	211	1296	6.14	16	92	108.00
4	Neal, Devin - KU	12	183	1209	6.61	15	75	100.75
5	Bailey, Emani - TCU	12	223	1209	5.42	8	74	100.75
6	Brooks, Jonathon - UT	11	187	1139	6.09	10	67	103.55
7	Giddens, DJ - KState	12	195	1075	5.51	9	43	89.58
8	Kiner, Corey - UC	12	192	1047	5.45	5	68	87.25
9	Donaldson, CJ - WVU	12	171	798	4.67	11	32	66.50
10	Greene, Garrett - WVU	11	111	708	6.38	13	35	64.36

RUSHING TDS (Minimum 10 Rushing Attempts/Game)

#	Player	G	Att.	Yds	Avg.	TD	Lg	Avg/g
1	Gordon, Ollie - OSU	13	258	1614	6.26	20	75	124.15
2	Harvey, RJ - UCF	12	211	1296	6.14	16	92	108.00
3	Neal, Devin - KU	12	183	1209	6.61	15	75	100.75
4	Greene, Garrett - WVU	11	111	708	6.38	13	35	64.36
5	Donaldson, CJ - WVU	12	171	798	4.67	11	32	66.50
6	Brooks, Jonathon - UT	11	187	1139	6.09	10	67	103.55
7	Brooks, Tahj - TTU	12	268	1443	5.38	9	46	120.25
8	Giddens, DJ - KState	12	195	1075	5.51	9	43	89.58
9	Bailey, Emani - TCU	12	223	1209	5.42	8	74	100.75
10	Smith, Donovan - UH	12	138	428	3.10	6	35	35.67

PASSING Avg/GAME (Minimum Games Played Pct. 75%)

#	Player	G	Comp-att-int	Yds	TD	Avg/g
1	Gabriel, Dillon - OU	12	266-384-6	3660	30	305.00
2	Ewers, Quinn - UT	11	248-351-6	3161	21	287.36
3	Bowman, Alan - OSU	13	270-452-12	3058	13	235.23
4	Smith, Donovan - UH	12	256-397-13	2801	22	233.42
5	Plumlee, John Rhys - UCF	9	145-227-8	2073	13	230.33
6	Becht, Rocco - IowaSt	12	209-329-8	2674	20	222.83
7	Hoover, Josh - TCU	10	185-298-9	2206	15	220.60
8	Howard, Will - KState	12	219-357-10	2643	24	220.25
9	Greene, Garrett - WVU	11	135-254-4	2178	15	198.00
10	Jones, Emory - UC	12	197-322-10	2219	18	184.92

PASSING YARDS

#	Player	G	Comp-att-int	Yds	TD	Avg/g
1	Gabriel, Dillon - OU	12	266-384-6	3660	30	305.00
2	Ewers, Quinn - UT	11	248-351-6	3161	21	287.36
3	Bowman, Alan - OSU	13	270-452-12	3058	13	235.23
4	Smith, Donovan - UH	12	256-397-13	2801	22	233.42
5	Becht, Rocco - IowaSt	12	209-329-8	2674	20	222.83
6	Howard, Will - KState	12	219-357-10	2643	24	220.25
7	Jones, Emory - UC	12	197-322-10	2219	18	184.92
8	Hoover, Josh - TCU	10	185-298-9	2206	15	220.60
9	Shapen, Blake - Baylor	8	184-298-3	2188	13	273.50
10	Greene, Garrett - WVU	11	135-254-4	2178	15	198.00



2023-24 Big 12 Football
Extended Individual Statistics
All games

PASS EFFICIENCY (Minimum 15 Total Passes/Game, Games Played Pct. 75%)

#	Player	G	Comp-att-int	Yds	TD	Eff
1	Gabriel, Dillon - OU	12	266-384-6	3660	30	171.99
2	Ewers, Quinn - UT	11	248-351-6	3161	21	162.63
3	Bean, Jason - KU	11	105-171-4	1681	12	162.46
4	Plumlee, John Rhys - UCF	9	145-227-8	2073	13	152.44
5	Becht, Rocco - IowaSt	12	209-329-8	2674	20	147.00
6	Greene, Garrett - WVU	11	135-254-4	2178	15	141.52
7	Howard, Will - KState	12	219-357-10	2643	24	140.12
8	Smith, Donovan - UH	12	256-397-13	2801	22	135.49
9	Hoover, Josh - TCU	10	185-298-9	2206	15	134.83
10	Jones, Emory - UC	12	197-322-10	2219	18	131.30

PASS ATTEMPTS

#	Player	G	Comp-att-int	Yds	TD	Avg/g
1	Bowman, Alan - OSU	13	270-452-12	3058	13	235.23
2	Smith, Donovan - UH	12	256-397-13	2801	22	233.42
3	Gabriel, Dillon - OU	12	266-384-6	3660	30	305.00
4	Howard, Will - KState	12	219-357-10	2643	24	220.25
5	Ewers, Quinn - UT	11	248-351-6	3161	21	287.36
6	Becht, Rocco - IowaSt	12	209-329-8	2674	20	222.83
7	Jones, Emory - UC	12	197-322-10	2219	18	184.92
8	Shapen, Blake - Baylor	8	184-298-3	2188	13	273.50
9	Hoover, Josh - TCU	10	185-298-9	2206	15	220.60
10	Slovits, Kedon - BYU	8	153-266-6	1716	12	214.50

PASS YDS/COMP. (Minimum 15 Total Passes/Game, Games Played Pct. 75%)

#	Player	G	Comp-att-int	Yds	TD	Avg/c
1	Greene, Garrett - WVU	11	135-254-4	2178	15	16.13
2	Bean, Jason - KU	11	105-171-4	1681	12	16.01
3	Plumlee, John Rhys - UCF	9	145-227-8	2073	13	14.30
4	Gabriel, Dillon - OU	12	266-384-6	3660	30	13.76
5	Becht, Rocco - IowaSt	12	209-329-8	2674	20	12.79
6	Ewers, Quinn - UT	11	248-351-6	3161	21	12.75
7	Howard, Will - KState	12	219-357-10	2643	24	12.07
8	Hoover, Josh - TCU	10	185-298-9	2206	15	11.92
9	Bowman, Alan - OSU	13	270-452-12	3058	13	11.33
10	Jones, Emory - UC	12	197-322-10	2219	18	11.26

PASS COMPLETIONS

#	Player	G	Comp-att-int	Yds	TD	Avg/g
1	Bowman, Alan - OSU	13	270-452-12	3058	13	235.23
2	Gabriel, Dillon - OU	12	266-384-6	3660	30	305.00
3	Smith, Donovan - UH	12	256-397-13	2801	22	233.42
4	Ewers, Quinn - UT	11	248-351-6	3161	21	287.36
5	Howard, Will - KState	12	219-357-10	2643	24	220.25
6	Becht, Rocco - IowaSt	12	209-329-8	2674	20	222.83
7	Jones, Emory - UC	12	197-322-10	2219	18	184.92
8	Hoover, Josh - TCU	10	185-298-9	2206	15	220.60
9	Shapen, Blake - Baylor	8	184-298-3	2188	13	273.50
10	Morton, Behren - TTU	9	155-250-7	1498	12	166.44

PASS YDS/ATT (Minimum 15 Total Passes/Game, Games Played Pct. 75%)

#	Player	G	Comp-att-int	Yds	TD	Avg/a
1	Bean, Jason - KU	11	105-171-4	1681	12	9.83
2	Gabriel, Dillon - OU	12	266-384-6	3660	30	9.53
3	Plumlee, John Rhys - UCF	9	145-227-8	2073	13	9.13
4	Ewers, Quinn - UT	11	248-351-6	3161	21	9.01
5	Greene, Garrett - WVU	11	135-254-4	2178	15	8.57
6	Becht, Rocco - IowaSt	12	209-329-8	2674	20	8.13
7	Howard, Will - KState	12	219-357-10	2643	24	7.40
8	Hoover, Josh - TCU	10	185-298-9	2206	15	7.40
9	Smith, Donovan - UH	12	256-397-13	2801	22	7.06
10	Jones, Emory - UC	12	197-322-10	2219	18	6.89

PASSING TDS

#	Player	G	Comp-att-int	Yds	TD	Avg/g
1	Gabriel, Dillon - OU	12	266-384-6	3660	30	305.00
2	Howard, Will - KState	12	219-357-10	2643	24	220.25
3	Smith, Donovan - UH	12	256-397-13	2801	22	233.42
4	Ewers, Quinn - UT	11	248-351-6	3161	21	287.36
5	Becht, Rocco - IowaSt	12	209-329-8	2674	20	222.83
6	Jones, Emory - UC	12	197-322-10	2219	18	184.92
7	Hoover, Josh - TCU	10	185-298-9	2206	15	220.60
8	Greene, Garrett - WVU	11	135-254-4	2178	15	198.00
9	Plumlee, John Rhys - UCF	9	145-227-8	2073	13	230.33
10	Bowman, Alan - OSU	13	270-452-12	3058	13	235.23

PASS COMP. PCT (Minimum 15 Total Passes/Game, Games Played Pct. 75%)

#	Player	G	Comp-att-int	Yds	TD	Pct.
1	Ewers, Quinn - UT	11	248-351-6	3161	21	70.66
2	Gabriel, Dillon - OU	12	266-384-6	3660	30	69.27
3	Smith, Donovan - UH	12	256-397-13	2801	22	64.48
4	Plumlee, John Rhys - UCF	9	145-227-8	2073	13	63.88
5	Becht, Rocco - IowaSt	12	209-329-8	2674	20	63.53
6	Hoover, Josh - TCU	10	185-298-9	2206	15	62.08
7	Morton, Behren - TTU	9	155-250-7	1498	12	62.00
8	Bean, Jason - KU	11	105-171-4	1681	12	61.40
9	Howard, Will - KState	12	219-357-10	2643	24	61.34
10	Jones, Emory - UC	12	197-322-10	2219	18	61.18

PASS INTERCEPTIONS

#	Player	G	Comp-att-int	Yds	TD	Avg/g
1	Smith, Donovan - UH	12	256-397-13	2801	22	233.42
2	Bowman, Alan - OSU	13	270-452-12	3058	13	235.23
3	Jones, Emory - UC	12	197-322-10	2219	18	184.92
4	Howard, Will - KState	12	219-357-10	2643	24	220.25
5	Hoover, Josh - TCU	10	185-298-9	2206	15	220.60
6	Becht, Rocco - IowaSt	12	209-329-8	2674	20	222.83
7	Plumlee, John Rhys - UCF	9	145-227-8	2073	13	230.33
8	Morton, Behren - TTU	9	155-250-7	1498	12	166.44
9	Slovits, Kedon - BYU	8	153-266-6	1716	12	214.50
10	Gabriel, Dillon - OU	12	266-384-6	3660	30	305.00



2023-24 Big 12 Football
Extended Individual Statistics
All games

RECEPTIONS/GAME (Minimum Games Played Pct. 75%)

#	Player	G	No.	Yds	TD	Lg	Yds/g	Rec/g
1	Presley, Brennan - OSU	13	85	839	6	29	64.54	6.54
2	Stoops, Drake - OU	12	78	880	10	60	73.33	6.50
3	Worthy, Xavier - UT	13	73	969	5	54	74.54	5.62
4	Noel, Jaylin - IowaSt	11	60	741	6	82	67.36	5.45
5	Brown, Samuel - UH	12	62	815	3	53	67.92	5.17
6	Henderson, Xzavier - UC	12	58	782	3	55	65.17	4.83
7	Manjack IV, Joseph - UH	10	46	577	6	49	57.70	4.60
8	Brooks, Phillip - KState	12	53	589	5	40	49.08	4.42
9	Price, Myles - TTU	10	43	410	5	33	41.00	4.30
10	Golden, Matthew - UH	9	38	404	6	39	44.89	4.22

RECEPTION TDS

#	Player	G	No.	Yds	TD	Long	Avg/c	Yds/g
1	Stoops, Drake - OU	12	78	880	10	60	11.28	73.33
2	Mitchell, Adonai - UT	13	51	813	10	62	15.94	62.54
3	Anderson, Nic - OU	12	31	725	9	63	23.39	60.42
4	Wiley, Jared - TCU	12	47	520	8	81	11.06	43.33
5	Hudson, Kobe - UCF	12	42	853	7	75	20.31	71.08
6	Baker, Javon - UCF	12	43	966	6	86	22.47	80.50
7	Sinnott, Ben - KState	12	49	676	6	44	13.80	56.33
8	Manjack IV, Joseph - UH	10	46	577	6	49	12.54	57.70
9	Presley, Brennan - OSU	13	85	839	6	29	9.87	64.54
10	Golden, Matthew - UH	9	38	404	6	39	10.63	44.89

RECEIVE YDS/GAME (Minimum Games Played Pct. 75%)

#	Player	G	No.	Yds	TD	Long	Avg/c	Yds/g
1	Baker, Javon - UCF	12	43	966	6	86	22.47	80.50
2	Worthy, Xavier - UT	13	73	969	5	54	13.27	74.54
3	Stoops, Drake - OU	12	78	880	10	60	11.28	73.33
4	Hudson, Kobe - UCF	12	42	853	7	75	20.31	71.08
5	Brown, Samuel - UH	12	62	815	3	53	13.15	67.92
6	Noel, Jaylin - IowaSt	11	60	741	6	82	12.35	67.36
7	Henderson, Xzavier - UC	12	58	782	3	55	13.48	65.17
8	Presley, Brennan - OSU	13	85	839	6	29	9.87	64.54
9	Higgins, Jayden - IowaSt	12	44	769	5	75	17.48	64.08
10	Mitchell, Adonai - UT	13	51	813	10	62	15.94	62.54

YARDS PER CATCH (Minimum 2 Receptions/Game, Games Played Pct. 75%)

#	Player	G	No.	Yds	TD	Long	Avg/c	Yds/g
1	Anderson, Nic - OU	12	31	725	9	63	23.39	60.42
2	Baker, Javon - UCF	12	43	966	6	86	22.47	80.50
3	Hudson, Kobe - UCF	12	42	853	7	75	20.31	71.08
4	Skinner, Quentin - KU	12	27	507	2	49	18.78	42.25
5	Carter, Devin - WVU	11	27	501	2	49	18.56	45.55
6	Brown, Jayce - KState	9	22	385	2	46	17.50	42.78
7	Higgins, Jayden - IowaSt	12	44	769	5	75	17.48	64.08
8	Jackson Jr., Ketron - Baylor	10	28	489	1	55	17.46	48.90
9	Arnold, Lawrence - KU	12	38	650	3	80	17.11	54.17
10	Fairchild, Mason - KU	12	25	422	3	59	16.88	35.17

RECEPTIONS

#	Player	G	No.	Yds	TD	Long	Avg/c	Yds/g
1	Presley, Brennan - OSU	13	85	839	6	29	9.87	64.54
2	Stoops, Drake - OU	12	78	880	10	60	11.28	73.33
3	Worthy, Xavier - UT	13	73	969	5	54	13.27	74.54
4	Brown, Samuel - UH	12	62	815	3	53	13.15	67.92
5	Noel, Jaylin - IowaSt	11	60	741	6	82	12.35	67.36
6	Henderson, Xzavier - UC	12	58	782	3	55	13.48	65.17
7	Brooks, Phillip - KState	12	53	589	5	40	11.11	49.08
8	Owens, Rashod - OSU	13	53	731	3	45	13.79	56.23
9	Mitchell, Adonai - UT	13	51	813	10	62	15.94	62.54
10	Sinnott, Ben - KState	12	49	676	6	44	13.80	56.33

RECEPTION YARDS

#	Player	G	No.	Yds	TD	Long	Avg/c	Yds/g
1	Worthy, Xavier - UT	13	73	969	5	54	13.27	74.54
2	Baker, Javon - UCF	12	43	966	6	86	22.47	80.50
3	Stoops, Drake - OU	12	78	880	10	60	11.28	73.33
4	Hudson, Kobe - UCF	12	42	853	7	75	20.31	71.08
5	Presley, Brennan - OSU	13	85	839	6	29	9.87	64.54
6	Brown, Samuel - UH	12	62	815	3	53	13.15	67.92
7	Mitchell, Adonai - UT	13	51	813	10	62	15.94	62.54
8	Henderson, Xzavier - UC	12	58	782	3	55	13.48	65.17
9	Higgins, Jayden - IowaSt	12	44	769	5	75	17.48	64.08
10	Noel, Jaylin - IowaSt	11	60	741	6	82	12.35	67.36

PUNTING (Minimum 3.6 Punts/Game, Games Played Pct. 75%)

#	Player	G	No.	Yds	Lg	I20	50+	TB	Avg.
1	Rehkov, Ryan - BYU	12	68	3289	70	25	31	5	48.37
2	McNamara, Austin - TTU	12	50	2325	59	20	20	6	46.50
3	Perkins, Tyler - IowaSt	12	58	2572	70	24	17	7	44.34
4	Fletcher, Mason - UC	12	45	1935	57	23	6	0	43.00
5	Wilkins, Laine - UH	12	48	2022	66	15	8	2	42.13
6	Blumer, Jack - KState	12	46	1920	69	20	7	1	41.74

PATS KICKS MADE

#	Player	G	Made	Att.	Pct.
1	Schmit, Zach - OU	12	64	64	100.00
2	Tennant, Chris - KState	12	52	53	98.11
3	Auburn, Bert - UT	13	52	52	100.00
4	Boomer, Colton - UCF	12	46	48	95.83
5	Kell, Griffin - TCU	12	44	46	95.65
6	Hayes, Michael - WVU	12	43	43	100.00
7	Keller, Seth - KU	12	40	42	95.24
8	Garcia, Gino - TTU	12	36	36	100.00
9	Hale, Alex - OSU	12	36	38	94.74
10	Contreras, Chase - IowaSt	12	34	35	97.14



2023-24 Big 12 Football
Extended Individual Statistics
All games

NUMBER OF PUNTS

#	Player	G	No.	Yds	Lg	120	50+	TB	Avg.
1	Rehkov, Ryan - BYU	12	68	3289	70	25	31	5	48.37
2	Perkins, Tyler - IowaSt	12	58	2572	70	24	17	7	44.34
3	McNamara, Austin - TTU	12	50	2325	59	20	20	6	46.50
4	Wilkins, Laine - UH	12	48	2022	66	15	8	2	42.13
5	Blumer, Jack - KState	12	46	1920	69	20	7	1	41.74
6	Fletcher, Mason - UC	12	45	1935	57	23	6	0	43.00
7	Straw, Oliver - WVU	12	40	1706	58	18	7	1	42.65
8	Sandy, Jordy - TCU	12	37	1561	57	11	5	2	42.19
9	Kaak, Hudson - OSU	12	36	1437	54	20	2	1	39.92
10	Williams, Palmer - Baylor	12	35	1501	53	7	6	1	42.89

YARDS PUNTED

#	Player	G	No.	Yds	Lg	120	50+	TB	Avg.
1	Rehkov, Ryan - BYU	12	68	3289	70	25	31	5	48.37
2	Perkins, Tyler - IowaSt	12	58	2572	70	24	17	7	44.34
3	McNamara, Austin - TTU	12	50	2325	59	20	20	6	46.50
4	Wilkins, Laine - UH	12	48	2022	66	15	8	2	42.13
5	Fletcher, Mason - UC	12	45	1935	57	23	6	0	43.00
6	Blumer, Jack - KState	12	46	1920	69	20	7	1	41.74
7	Straw, Oliver - WVU	12	40	1706	58	18	7	1	42.65
8	Sanborn, Ryan - UT	13	35	1591	64	13	13	2	45.46
9	Sandy, Jordy - TCU	12	37	1561	57	11	5	2	42.19
10	Williams, Palmer - Baylor	12	35	1501	53	7	6	1	42.89

PAT KICKING PCT (Minimum Games Played Pct. 75%)

#	Player	G	Made	Att.	Pct.
1	Ward, Logan - OSU	13	3	3	100.00
2	Hayes, Michael - WVU	12	43	43	100.00
3	Auburn, Bert - UT	13	52	52	100.00
4	Schmit, Zach - OU	12	64	64	100.00
5	Garcia, Gino - TTU	12	36	36	100.00
6	Brown, Carter - UC	12	30	30	100.00
7	Martin, Jack - UH	12	34	34	100.00
8	Tennant, Chris - KState	12	52	53	98.11
9	Contreras, Chase - IowaSt	12	34	35	97.14
10	Ferrin, Will - BYU	12	32	33	96.97

PAT KICKING ATTEMPTS

#	Player	G	Made	Att.	Pct.
1	Schmit, Zach - OU	12	64	64	100.00
2	Tennant, Chris - KState	12	52	53	98.11
3	Auburn, Bert - UT	13	52	52	100.00
4	Boomer, Colton - UCF	12	46	48	95.83
5	Kell, Griffin - TCU	12	44	46	95.65
6	Hayes, Michael - WVU	12	43	43	100.00
7	Keller, Seth - KU	12	40	42	95.24
8	Hale, Alex - OSU	12	36	38	94.74
9	Garcia, Gino - TTU	12	36	36	100.00
10	Contreras, Chase - IowaSt	12	34	35	97.14

PUNT RETURN AVG (Minimum Games Played Pct. 75%)

#	Player	G	No.	Yds	TD	Long	Avg/g
1	Wilson, Trevor - KU	11	3	82	1	82	27.33
2	Price, Myles - TTU	10	9	196	0	43	21.78
3	Bowen, Peyton - OU	12	1	20	0	20	20.00

FIELD GOALS (Minimum Games Played Pct. 75%)

#	Player	G	Made	Att.	Long	Pct.	FG/G.
1	Hale, Alex - OSU	12	26	32	53	81.25	2.17
2	Auburn, Bert - UT	13	28	34	54	82.35	2.15
3	Contreras, Chase - IowaSt	12	19	24	56	79.17	1.58
4	Hankins, Isaiah - Baylor	12	18	25	54	72.00	1.50
5	Brown, Carter - UC	12	15	19	54	78.95	1.25
6	Garcia, Gino - TTU	12	14	19	55	73.68	1.17
7	Kell, Griffin - TCU	12	14	21	57	66.67	1.17
8	Schmit, Zach - OU	12	14	20	46	70.00	1.17
9	Hayes, Michael - WVU	12	14	17	49	82.35	1.17
10	Boomer, Colton - UCF	12	12	19	55	63.16	1.00

FIELD GOAL PCT (Minimum Games Played Pct. 75%)

#	Player	G	Made	Att.	Long	Pct.
1	Hayes, Michael - WVU	12	14	17	49	82.35
2	Auburn, Bert - UT	13	28	34	54	82.35
3	Hale, Alex - OSU	12	26	32	53	81.25
4	Contreras, Chase - IowaSt	12	19	24	56	79.17
5	Brown, Carter - UC	12	15	19	54	78.95
6	Ferrin, Will - BYU	12	11	14	49	78.57
7	Keller, Seth - KU	12	11	14	44	78.57
8	Tennant, Chris - KState	12	11	14	51	78.57
9	Garcia, Gino - TTU	12	14	19	55	73.68
10	Hankins, Isaiah - Baylor	12	18	25	54	72.00

FIELD GOALS ATTEMPTED

#	Player	G	Made	Att.	Long	Pct.
1	Auburn, Bert - UT	13	28	34	54	82.35
2	Hale, Alex - OSU	12	26	32	53	81.25
3	Hankins, Isaiah - Baylor	12	18	25	54	72.00
4	Contreras, Chase - IowaSt	12	19	24	56	79.17
5	Kell, Griffin - TCU	12	14	21	57	66.67
6	Schmit, Zach - OU	12	14	20	46	70.00
7	Garcia, Gino - TTU	12	14	19	55	73.68
8	Boomer, Colton - UCF	12	12	19	55	63.16
9	Brown, Carter - UC	12	15	19	54	78.95
10	Hayes, Michael - WVU	12	14	17	49	82.35

FIELD GOALS MADE

#	Player	G	Made	Att.	Long	Pct.
1	Auburn, Bert - UT	13	28	34	54	82.35
2	Hale, Alex - OSU	12	26	32	53	81.25
3	Contreras, Chase - IowaSt	12	19	24	56	79.17
4	Hankins, Isaiah - Baylor	12	18	25	54	72.00
5	Brown, Carter - UC	12	15	19	54	78.95
6	Garcia, Gino - TTU	12	14	19	55	73.68
7	Kell, Griffin - TCU	12	14	21	57	66.67
8	Schmit, Zach - OU	12	14	20	46	70.00
9	Hayes, Michael - WVU	12	14	17	49	82.35
10	Boomer, Colton - UCF	12	12	19	55	63.16

KICK RETURN AVG (Minimum Games Played Pct. 75%)

#	Player	G	No.	Yds	TD	Long	Avg/g
1	Noel, Jaylin - IowaSt	11	5	202	0	72	40.40
2	Golden, Matthew - UH	9	9	321	2	100	35.67
3	Reese, Richard - Baylor	12	12	394	2	96	32.83



2023-24 Big 12 Football
Extended Individual Statistics
All games

PUNT RETURNS (Minimum 1.2 Punt Returns/Game)

#	Player	G	No.	Yds	TD	Long	Avg/g
1	Worthy, Xavier - UT	13	20	358	1	74	17.90
2	Fox, Preston - WVU	12	18	145	0	20	8.06
3	Freeman, Gavin - OU	12	17	124	1	82	7.29
4	Brooks, Phillip - KState	12	15	73	0	29	4.87
5	Townsend, Xavier - UCF	10	15	142	0	29	9.47
6	Noel, Jaylin - IowaSt	11	14	119	0	39	8.50

KICK RETURNS (Minimum 1.2 Total Kick Returns/Game)

#	Player	G	No.	Yds	TD	Long	Avg/g
1	Everhart, Major - TCU	12	29	647	0	86	22.31
2	McCray, Drae - TTU	12	24	668	1	100	27.83
3	Marion, Keelan - BYU	12	19	393	0	40	20.68
4	Presley, Brennan - OSU	13	19	393	0	40	20.68
5	Robinson, Keilan - UT	12	19	456	1	95	24.00
6	Farooq, Jalil - OU	12	19	422	0	62	22.21
7	Nabors, Jordan - Baylor	9	16	338	0	34	21.13
8	Wilson, Trevor - KU	11	14	273	0	34	19.50

PUNT RETURN YARDS

#	Player	G	No.	Yds	TD	Long	Avg/g
1	Worthy, Xavier - UT	13	20	358	1	74	17.90
2	Cameron, Josh - Baylor	12	13	201	0	70	15.46
3	Price, Myles - TTU	10	9	196	0	43	21.78
4	Fox, Preston - WVU	12	18	145	0	20	8.06
5	Townsend, Xavier - UCF	10	15	142	0	29	9.47
6	Freeman, Gavin - OU	12	17	124	1	82	7.29
7	Noel, Jaylin - IowaSt	11	14	119	0	39	8.50
8	Fleming, Malik - UH	11	13	93	0	48	7.15
9	Richardson, JP - TCU	12	6	83	0	21	13.83
10	Wilson, Trevor - KU	11	3	82	1	82	27.33

KICK RETURN YARDS

#	Player	G	No.	Yds	TD	Long	Avg/g
1	McCray, Drae - TTU	12	24	668	1	100	27.83
2	Everhart, Major - TCU	12	29	647	0	86	22.31
3	Robinson, Keilan - UT	12	19	456	1	95	24.00
4	Farooq, Jalil - OU	12	19	422	0	62	22.21
5	Reese, Richard - Baylor	12	12	394	2	96	32.83
6	Presley, Brennan - OSU	13	19	393	0	40	20.68
7	Marion, Keelan - BYU	12	19	393	0	40	20.68
8	Nabors, Jordan - Baylor	9	16	338	0	34	21.13
9	Golden, Matthew - UH	9	9	321	2	100	35.67
10	Wilson, Trevor - KU	11	14	273	0	34	19.50

PUNT RETURN TDS

#	Player	G	No.	Yds	TD	Long	Avg/g
1	Fouonji, Loic - TTU	12	0	7	1	7	0.00
2	Worthy, Xavier - UT	13	20	358	1	74	17.90
3	Nowell, Blake - TCU	12	0	24	1	24	0.00

KICK RETURN TDS

#	Player	G	No.	Yds	TD	Long	Avg/g
1	Golden, Matthew - UH	9	9	321	2	100	35.67

INTERCEPTIONS (Minimum Games Played Pct. 75%)

#	Player	G	No.	Yds	TD	Long	Avg/g
1	Cooper, Jeremiah - IowaSt	10	5	88	1	58	0.50
2	Bowman, Billy - OU	12	6	238	3	100	0.50
3	Heckard, Eddie - BYU	12	5	68	1	38	0.42
4	Williams, Gentry - OU	9	3	13	0	11	0.33
5	Dotson, Ra'Mello - KU	12	4	90	2	50	0.33
6	Robinson, Jakob - BYU	12	4	74	1	42	0.33
7	Taylor-Demerson, Dadrion - TTU	12	4	23	0	23	0.33
8	Hamilton, Isaiah - UH	12	4	75	1	57	0.33
9	Bishop Jr., Beanie - WVU	12	4	86	0	40	0.33
10	Fleming, Malik - UH	11	3	54	0	35	0.27

INTERCEPTION RETURNS

#	Player	G	No.	Yds	TD	Long	Yds/i
1	Bowman, Billy - OU	12	6	238	3	100	39.67
2	Cooper, Jeremiah - IowaSt	10	5	88	1	58	17.60
3	Heckard, Eddie - BYU	12	5	68	1	38	13.60
4	Bishop Jr., Beanie - WVU	12	4	86	0	40	21.50
5	Dotson, Ra'Mello - KU	12	4	90	2	50	22.50
6	Hamilton, Isaiah - UH	12	4	75	1	57	18.75
7	Taylor-Demerson, Dadrion - TTU	12	4	23	0	23	5.75
8	Robinson, Jakob - BYU	12	4	74	1	42	18.50
9	Thornton, Corey - UCF	12	3	4	0	3	1.33
10	Dunlap, Malik - TTU	12	3	77	1	54	25.67

INTERCEPTION RET YARDS

#	Player	G	No.	Yds	TD	Long	Yds/i
1	Bowman, Billy - OU	12	6	238	3	100	39.67
2	Martinez, Nikai - UCF	12	3	94	0	42	31.33
3	Dotson, Ra'Mello - KU	12	4	90	2	50	22.50
4	Cooper, Jeremiah - IowaSt	10	5	88	1	58	17.60
5	Bishop Jr., Beanie - WVU	12	4	86	0	40	21.50
6	Dunlap, Malik - TTU	12	3	77	1	54	25.67
7	Hamilton, Isaiah - UH	12	4	75	1	57	18.75
8	Bradford, Millard - TCU	12	2	75	1	40	37.50
9	Robinson, Jakob - BYU	12	4	74	1	42	18.50
10	Heckard, Eddie - BYU	12	5	68	1	38	13.60

INTERCEPTION RETURN TDS

#	Player	G	No.	Yds	TD	Long	Yds/i
1	Bowman, Billy - OU	12	6	238	3	100	39.67
2	Dotson, Ra'Mello - KU	12	4	90	2	50	22.50
3	Bradford, Millard - TCU	12	2	75	1	40	37.50
4	Thompson, Jerrin - UT	13	3	59	1	32	19.67
5	Heckard, Eddie - BYU	12	5	68	1	38	13.60
6	Dunlap, Malik - TTU	12	3	77	1	54	25.67
7	Robinson, Jakob - BYU	12	4	74	1	42	18.50
8	Bush, Jett - UT	13	1	43	1	43	43.00
9	Garber, Keenan - KState	12	1	45	1	45	45.00
10	Hamilton, Isaiah - UH	12	4	75	1	57	18.75



2023-24 Big 12 Football
Extended Individual Statistics
All games

TACKLES (All positions) (Minimum Games Played Pct. 75%)

#	Player	G	Pos	Solo	Ast	Total	Avg/g
1	Martin, Nickolas - OSU	13	LB	77	56	133	10.23
2	Stutsman, Danny - OU	11	LB	47	52	99	9.00
3	Johnson, Jason - UCF	12	LB	57	44	101	8.42
4	Roberts, Ben - TTU	12	LB	53	47	100	8.33
5	Haulcy, A.J. - UH	12	DB	73	25	98	8.17
6	Freyler, Beau - IowaSt	12	DB	47	49	96	8.00
7	Tooley, Max - BYU	12	LB	52	40	92	7.67
8	Daniels, Kendal - OSU	13	S	58	40	98	7.54
9	Baskerville, CJ - TTU	10	DB	50	23	73	7.30
10	Pace, Deshawn - UC	11	LB	42	38	80	7.27
11	Rucker, Trey - OSU	13	S	58	36	94	7.23
12	Logan Jr., Kenny - KU	12	S	56	30	86	7.17
13	Kpogba, Lee - WVU	12	LB	39	46	85	7.08
14	Vongphachanh, AJ - BYU	12	LB	33	52	85	7.08
15	Yates, Walter - UCF	11	LB	44	33	77	7.00
16	Obiazor, Namdi - TCU	12	LB	48	36	84	7.00
17	Ford, Jaylan - UT	13	LB	41	50	91	7.00
18	Hodge, Jamoi - TCU	12	LB	34	49	83	6.92
19	Jones, Matt - Baylor	12	LB	53	29	82	6.83
20	Robinson, Malik - UH	12	LB	38	43	81	6.75
21	Bobby, Devyn - Baylor	12	S	50	26	76	6.33
22	Pierre, Jesiah - TTU	11	LB	31	35	66	6.00
23	Wilson, Anthony - WVU	12	S	49	22	71	5.92
24	Morris, Jamal - UH	11	LB	38	26	64	5.82
25	Taylor-Demerson, Dadrion - TTU	12	DB	49	17	66	5.50
26	Oliver, Collin - OSU	13	LB	44	27	71	5.46
27	Slade, Ethan - BYU	11	DB	35	25	60	5.45
28	Sigle, Marques - KState	11	S	45	15	60	5.45
29	Hunter, Lee - UCF	12	DL	36	28	64	5.33
30	Banks Jr., Shad - TCU	12	LB	41	21	62	5.17
31	Jones, Dorian - UC	11	LB	24	32	56	5.09
32	Bowman, Billy - OU	12	DB	35	26	61	5.08
33	Kanak, Jaren - OU	12	LB	26	34	60	5.00
34	Bishop Jr., Beanie - WVU	12	CB	48	11	59	4.92
35	Robinson, Jakob - BYU	12	CB	39	20	59	4.92
36	Lewis, Kip - OU	12	LB	32	27	59	4.92
37	Moore, Austin - KState	12	LB	38	21	59	4.92
38	Wakley, Crew - BYU	12	S	31	28	59	4.92
39	Hill Jr., Anthony - UT	13	LB	38	25	63	4.85
40	Perry, Mark - TCU	12	S	44	14	58	4.83
41	Batty, Tyler - BYU	12	DL	27	30	57	4.75
42	Threats, Bryon - UC	12	S	36	21	57	4.75
43	Savage, Kobe - KState	12	S	38	19	57	4.75
44	Verdon, Malik - IowaSt	10	DB	26	21	47	4.70
45	Booker, Austin - KU	12	DL	40	16	56	4.67
46	Henderson, Demari - UCF	9	DB	27	15	42	4.67
47	Miller, Rich - KU	12	LB	39	17	56	4.67
48	Benson, Xavier - OSU	13	LB	34	26	60	4.62
49	Ward, Taj - UC	12	DB	32	23	55	4.58
50	Brown, JB - KU	12	LB	36	18	54	4.50

SACKS (Minimum Games Played Pct. 75%)

#	Player	G	Pos	Solo	Ast	Total	Avg/g
1	Ceaser, Nelson - UH	11	DL	9	1	9.5	0.86
2	Morris-Brash, Tre'mon - UCF	12	DL	8	1	8.5	0.71
3	Booker, Austin - KU	12	DL	7	2	8	0.67
4	Lawrence, Malachi - UCF	12	DL	7	1	7.5	0.63
5	Caldwell, Jamaree - UH	11	DL	6	1	6.5	0.59
6	Duke, Khalid - KState	12	DE	6	0	6	0.50
7	Oliver, Collin - OSU	13	LB	5	2	6	0.46
8	Martin, Nickolas - OSU	13	LB	6	0	6	0.46
9	Burke, Ethan - UT	12	DL	5	1	5.5	0.46
10	Batty, Tyler - BYU	12	DL	5	1	5.5	0.46

TACKLES FOR LOSS (Minimum 1.25 Total Tackles For Loss/Game, Games Played Pct. 75%)

#	Player	G	Pos	Solo	Ast	Total	Avg/g
1	Morris-Brash, Tre'mon - UCF	12	DL	17	3	18.5	1.54
2	Stutsman, Danny - OU	11	LB	10	12	16	1.45

FUMBLES FORCED (Minimum Games Played Pct. 75%)

#	Player	G	No.	Avg/g
1	Oliver, Collin - OSU	13	4	0.31
2	Heckard, Eddie - BYU	12	3	0.25
3	Purnell, Desmond - KState	12	3	0.25
4	Henderson, Demari - UCF	9	2	0.22
5	Stutsman, Danny - OU	11	2	0.18
6	Lanz, Cooper - Baylor	11	2	0.18
7	Brown, JB - KU	12	2	0.17
8	Batty, Tyler - BYU	12	2	0.17
9	Booker, Austin - KU	12	2	0.17
10	Ward, Taj - UC	12	2	0.17

FUMBLES RECOVERED (Minimum Games Played Pct. 75%)

#	Player	G	No.	Avg/g
1	Henderson, Demari - UCF	9	3	0.33
2	Dingle, Jack - UC	12	2	0.17
3	Purnell, Desmond - KState	12	2	0.17
4	Jenkins, Caden - Baylor	12	2	0.17
5	Daniels, Kendal - OSU	13	2	0.15
6	Benson, Xavier - OSU	13	2	0.15
7	Rucker, Trey - OSU	13	2	0.15
8	Walker, Kani - OU	9	1	0.11
9	Williams, Gentry - OU	9	1	0.11
10	Clement, Hudson - WVU	10	1	0.10

PASSES DEFENDED (Minimum Games Played Pct. 75%)

#	Player	G	Brup	Int.	Total	Avg/g
1	Bishop Jr., Beanie - WVU	12	20	4	24	2.00
2	Cooper, Jeremiah - IowaSt	10	9	5	14	1.40
3	Parrish, Jacob - KState	11	9	3	12	1.09
4	Dotson, Ra'Mello - KU	12	9	4	13	1.08
5	Purchase, Myles - IowaSt	12	13	0	13	1.08
6	Thornton, Corey - UCF	12	9	3	12	1.00
7	Heckard, Eddie - BYU	12	6	5	11	0.92
8	Robinson, Jakob - BYU	12	7	4	11	0.92
9	Lux, Bralyn - TTU	11	9	1	10	0.91
10	Taylor-Demerson, Dadrion - TTU	12	6	4	10	0.83



**2023-24 Big 12 Football
Extended Team Leaders
All games**

SCORING OFFENSE

Team	G	TD	FG	XPT	2XP	DXP	Saf	Pts	Avg/G
Oklahoma	12	68	14	66	0	0	1	518	43.17
Kansas St.	12	60	11	53	3	1	0	454	37.83
Texas	13	55	28	52	1	1	0	470	36.15
Kansas	12	54	11	46	0	0	0	403	33.58
UCF	12	51	12	46	0	1	0	390	32.5
West Virginia	12	48	14	45	2	0	0	379	31.58
TCU	12	48	14	44	1	0	0	376	31.33
Oklahoma St.	13	44	26	39	1	0	0	383	29.46
Texas Tech	12	40	14	36	2	0	0	322	26.83
Iowa St.	12	37	19	34	1	0	0	315	26.25
Cincinnati	12	35	15	30	2	0	0	289	24.08
Houston	12	37	8	34	1	0	1	284	23.67
BYU	12	35	11	32	1	0	0	277	23.08
Baylor	12	32	18	21	4	0	1	277	23.08

TOTAL DEFENSE

Team	G	Rush	Pass	Plays	Yards	Avg/P	TD	Avg/G
Texas	13	1051	3131	830	4182	5.04	26	321.69
Iowa St.	12	1579	2612	838	4191	5	28	349.25
Kansas St.	12	1682	2762	779	4444	5.7	29	370.33
Kansas	12	2005	2526	795	4531	5.7	37	377.58
West Virginia	12	1732	2879	788	4611	5.85	40	384.25
Oklahoma	12	1773	2906	871	4679	5.37	29	389.92
UCF	12	2242	2470	816	4712	5.77	35	392.67
Texas Tech	12	2012	2718	858	4730	5.51	33	394.17
Cincinnati	12	2123	2710	725	4833	6.67	44	402.75
TCU	12	1856	3044	867	4900	5.65	37	408.33
BYU	12	2132	2880	847	5012	5.92	39	417.67
Baylor	12	2219	2837	768	5056	6.58	49	421.33
Houston	12	2023	3064	851	5087	5.98	48	423.92
Oklahoma St.	13	2262	3478	895	5740	6.41	48	441.54

SCORING DEFENSE

Team	G	TD	FG	XPT	2XP	DXP	Saf	Pts	Avg/G
Texas	13	26	16	22	1	0	0	228	17.54
Kansas St.	12	30	16	26	0	0	0	254	21.17
Iowa St.	12	31	14	24	2	1	1	260	21.67
Oklahoma	12	31	18	23	2	0	0	267	22.25
UCF	12	37	16	31	2	0	0	305	25.42
Kansas	12	37	16	27	4	2	0	309	25.75
Texas Tech	12	37	21	33	3	0	0	324	27
West Virginia	12	43	10	42	0	0	0	330	27.5
TCU	12	39	20	36	2	0	0	334	27.83
Oklahoma St.	13	50	10	41	2	0	1	377	29
BYU	12	45	15	41	1	0	0	358	29.83
Cincinnati	12	46	13	45	0	0	0	360	30
Houston	12	50	10	44	2	0	0	378	31.5
Baylor	12	52	11	49	3	0	0	400	33.33

TOTAL OFFENSE PLAYS

Team	G	Rush	Pass	Plays	Yards	Avg/P	TD	Avg/G
Oklahoma St.	13	2040	3435	940	5475	5.82	43	421.15
Texas	13	2458	3729	931	6187	6.65	50	475.92
TCU	12	1854	3746	909	5600	6.16	46	466.67
Oklahoma	12	2167	3862	895	6029	6.74	63	502.42
Kansas St.	12	2396	2957	888	5353	6.03	58	446.08
Cincinnati	12	2605	2508	877	5113	5.83	35	426.08
Texas Tech	12	1990	2653	863	4643	5.38	37	386.92
Baylor	12	1378	3156	855	4534	5.3	28	377.83
West Virginia	12	2812	2446	843	5258	6.24	48	438.17
UCF	12	2798	3109	828	5907	7.13	50	492.25
Houston	12	1424	2898	767	4322	5.63	34	360.17
BYU	12	1252	2465	756	3717	4.92	32	309.75
Kansas	12	2536	2672	743	5208	7.01	49	434
Iowa St.	12	1559	2739	703	4298	6.11	36	358.17

TOUCHDOWNS SCORED

Team	G	TD	FG	XPT	2XP	DXP	Saf	Pts	Avg/G
Oklahoma	12	68	14	66	0	0	1	518	43.17
Kansas St.	12	60	11	53	3	1	0	454	37.83
Texas	13	55	28	52	1	1	0	470	36.15
Kansas	12	54	11	46	0	0	0	403	33.58
UCF	12	51	12	46	0	1	0	390	32.5
West Virginia	12	48	14	45	2	0	0	379	31.58
TCU	12	48	14	44	1	0	0	376	31.33
Oklahoma St.	13	44	26	39	1	0	0	383	29.46
Texas Tech	12	40	14	36	2	0	0	322	26.83
Iowa St.	12	37	19	34	1	0	0	315	26.25
Houston	12	37	8	34	1	0	1	284	23.67
Cincinnati	12	35	15	30	2	0	0	289	24.08
BYU	12	35	11	32	1	0	0	277	23.08
Baylor	12	32	18	21	4	0	1	277	23.08

TOTAL OFFENSE YARDS

Team	G	Rush	Pass	Plays	Yards	Avg/P	TD	Avg/G
Texas	13	2458	3729	931	6187	6.65	50	475.92
Oklahoma	12	2167	3862	895	6029	6.74	63	502.42
UCF	12	2798	3109	828	5907	7.13	50	492.25
TCU	12	1854	3746	909	5600	6.16	46	466.67
Oklahoma St.	13	2040	3435	940	5475	5.82	43	421.15
Kansas St.	12	2396	2957	888	5353	6.03	58	446.08
West Virginia	12	2812	2446	843	5258	6.24	48	438.17
Kansas	12	2536	2672	743	5208	7.01	49	434
Cincinnati	12	2605	2508	877	5113	5.83	35	426.08
Texas Tech	12	1990	2653	863	4643	5.38	37	386.92
Baylor	12	1378	3156	855	4534	5.3	28	377.83
Houston	12	1424	2898	767	4322	5.63	34	360.17
Iowa St.	12	1559	2739	703	4298	6.11	36	358.17
BYU	12	1252	2465	756	3717	4.92	32	309.75



**2023-24 Big 12 Football
Extended Team Leaders
All games**

PTS SCORED KICKING

Team	G	TD	FG	XPT	2XP	DXP	Saf	Pts	Avg/G
Oklahoma	12	68	14	66	0	0	1	518	43.17
Texas	13	55	28	52	1	1	0	470	36.15
Kansas St.	12	60	11	53	3	1	0	454	37.83
Kansas	12	54	11	46	0	0	0	403	33.58
UCF	12	51	12	46	0	1	0	390	32.5
Oklahoma St.	13	44	26	39	1	0	0	383	29.46
West Virginia	12	48	14	45	2	0	0	379	31.58
TCU	12	48	14	44	1	0	0	376	31.33
Texas Tech	12	40	14	36	2	0	0	322	26.83
Iowa St.	12	37	19	34	1	0	0	315	26.25
Cincinnati	12	35	15	30	2	0	0	289	24.08
Houston	12	37	8	34	1	0	1	284	23.67
BYU	12	35	11	32	1	0	0	277	23.08
Baylor	12	32	18	21	4	0	1	277	23.08

TOTAL OFF. AVG/PLAY

Team	G	Rush	Pass	Plays	Yards	Avg/P	TD	Avg/G
UCF	12	2798	3109	828	5907	7.13	50	492.25
Kansas	12	2536	2672	743	5208	7.01	49	434
Oklahoma	12	2167	3862	895	6029	6.74	63	502.42
Texas	13	2458	3729	931	6187	6.65	50	475.92
West Virginia	12	2812	2446	843	5258	6.24	48	438.17
TCU	12	1854	3746	909	5600	6.16	46	466.67
Iowa St.	12	1559	2739	703	4298	6.11	36	358.17
Kansas St.	12	2396	2957	888	5353	6.03	58	446.08
Cincinnati	12	2605	2508	877	5113	5.83	35	426.08
Oklahoma St.	13	2040	3435	940	5475	5.82	43	421.15
Houston	12	1424	2898	767	4322	5.63	34	360.17
Texas Tech	12	1990	2653	863	4643	5.38	37	386.92
Baylor	12	1378	3156	855	4534	5.3	28	377.83
BYU	12	1252	2465	756	3717	4.92	32	309.75

TOTAL OFFENSE

Team	G	Rush	Pass	Plays	Yards	Avg/P	TD	Avg/G
Oklahoma	12	2167	3862	895	6029	6.74	63	502.42
UCF	12	2798	3109	828	5907	7.13	50	492.25
Texas	13	2458	3729	931	6187	6.65	50	475.92
TCU	12	1854	3746	909	5600	6.16	46	466.67
Kansas St.	12	2396	2957	888	5353	6.03	58	446.08
West Virginia	12	2812	2446	843	5258	6.24	48	438.17
Kansas	12	2536	2672	743	5208	7.01	49	434
Cincinnati	12	2605	2508	877	5113	5.83	35	426.08
Oklahoma St.	13	2040	3435	940	5475	5.82	43	421.15
Texas Tech	12	1990	2653	863	4643	5.38	37	386.92
Baylor	12	1378	3156	855	4534	5.3	28	377.83
Houston	12	1424	2898	767	4322	5.63	34	360.17
Iowa St.	12	1559	2739	703	4298	6.11	36	358.17
BYU	12	1252	2465	756	3717	4.92	32	309.75

TOTAL OFFENSE TDS

Team	G	Rush	Pass	Plays	Yards	Avg/P	TD	Avg/G
Oklahoma	12	2167	3862	895	6029	6.74	63	502.42
Kansas St.	12	2396	2957	888	5353	6.03	58	446.08
UCF	12	2798	3109	828	5907	7.13	50	492.25
Texas	13	2458	3729	931	6187	6.65	50	475.92
Kansas	12	2536	2672	743	5208	7.01	49	434
West Virginia	12	2812	2446	843	5258	6.24	48	438.17
TCU	12	1854	3746	909	5600	6.16	46	466.67
Oklahoma St.	13	2040	3435	940	5475	5.82	43	421.15
Texas Tech	12	1990	2653	863	4643	5.38	37	386.92
Iowa St.	12	1559	2739	703	4298	6.11	36	358.17
Cincinnati	12	2605	2508	877	5113	5.83	35	426.08
Houston	12	1424	2898	767	4322	5.63	34	360.17
BYU	12	1252	2465	756	3717	4.92	32	309.75
Baylor	12	1378	3156	855	4534	5.3	28	377.83

RUSHING OFFENSE

Team	G	Att	Yards	Avg/A	Long	TD	Avg/G
West Virginia	12	535	2812	5.26	53	31	234.33
UCF	12	495	2798	5.65	92	28	233.17
Cincinnati	12	517	2605	5.04	68	14	217.08
Kansas	12	460	2536	5.51	75	31	211.33
Kansas St.	12	493	2396	4.86	70	30	199.67
Texas	13	499	2458	4.93	69	26	189.08
Oklahoma	12	487	2167	4.45	64	31	180.58
Texas Tech	12	437	1990	4.55	58	16	165.83
Oklahoma St.	13	420	2040	4.86	75	27	156.92
TCU	12	406	1854	4.57	74	19	154.5
Iowa St.	12	362	1559	4.31	77	16	129.92
Houston	12	359	1424	3.97	58	10	118.67
Baylor	12	413	1378	3.34	32	13	114.83
BYU	12	360	1252	3.48	55	15	104.33

RUSHING TDS

Team	G	Att	Yards	Avg/A	Long	TD	Avg/G
West Virginia	12	535	2812	5.26	53	31	234.33
Oklahoma	12	487	2167	4.45	64	31	180.58
Kansas	12	460	2536	5.51	75	31	211.33
Kansas St.	12	493	2396	4.86	70	30	199.67
UCF	12	495	2798	5.65	92	28	233.17
Oklahoma St.	13	420	2040	4.86	75	27	156.92
Texas	13	499	2458	4.93	69	26	189.08
TCU	12	406	1854	4.57	74	19	154.5
Texas Tech	12	437	1990	4.55	58	16	165.83
Iowa St.	12	362	1559	4.31	77	16	129.92
BYU	12	360	1252	3.48	55	15	104.33
Cincinnati	12	517	2605	5.04	68	14	217.08
Baylor	12	413	1378	3.34	32	13	114.83
Houston	12	359	1424	3.97	58	10	118.67



**2023-24 Big 12 Football
Extended Team Leaders
All games**

RUSHING DEFENSE

Team	G	Att	Yards	Avg/A	Long	TD	Avg/G
Texas	13	366	1051	2.87	62	7	80.85
Iowa St.	12	424	1579	3.72	71	11	131.58
Kansas St.	12	370	1682	4.55	77	13	140.17
West Virginia	12	398	1732	4.35	58	15	144.33
Oklahoma	12	435	1773	4.08	54	13	147.75
TCU	12	467	1856	3.97	55	21	154.67
Kansas	12	448	2005	4.48	72	24	167.08
Texas Tech	12	448	2012	4.49	69	18	167.67
Houston	12	467	2023	4.33	62	27	168.58
Oklahoma St.	13	487	2262	4.64	92	21	174
Cincinnati	12	397	2123	5.35	75	24	176.92
BYU	12	439	2132	4.86	59	18	177.67
Baylor	12	440	2219	5.04	79	27	184.92
UCF	12	463	2242	4.84	75	24	186.83

PASS EFFICIENCY

Team	G	Comp-Att-Int	Pct.	Yds	Avg/G	TD	Effic
Oklahoma	12	284 - 408 - 6	69.61	3862	321.83	32	172.06
Kansas	12	181 - 283 - 8	63.96	2672	222.67	18	158.60
UCF	12	212 - 333 - 10	63.66	3109	259.08	22	157.88
Texas	13	293 - 432 - 9	67.82	3729	286.85	24	154.50
Iowa St.	12	219 - 341 - 8	64.22	2739	228.25	20	146.36
Kansas St.	12	244 - 395 - 10	61.77	2957	246.42	28	142.98
TCU	12	319 - 503 - 15	63.42	3746	312.17	27	137.73
Houston	12	261 - 408 - 13	63.97	2898	241.50	24	136.67
West Virginia	12	166 - 308 - 7	53.90	2446	203.83	17	134.27
Cincinnati	12	218 - 360 - 11	60.56	2508	209.00	21	132.21
Baylor	12	263 - 442 - 7	59.50	3156	263.00	15	127.51
Texas Tech	12	257 - 426 - 17	60.33	2653	221.08	21	120.93
Oklahoma St.	13	309 - 520 - 14	59.42	3435	264.23	16	119.68
BYU	12	220 - 396 - 9	55.56	2465	205.42	17	117.46

YARDS PER RUSH

Team	G	Att	Yards	Avg/A	Long	TD	Avg/G
UCF	12	495	2798	5.65	92	28	233.17
Kansas	12	460	2536	5.51	75	31	211.33
West Virginia	12	535	2812	5.26	53	31	234.33
Cincinnati	12	517	2605	5.04	68	14	217.08
Texas	13	499	2458	4.93	69	26	189.08
Oklahoma St.	13	420	2040	4.86	75	27	156.92
Kansas St.	12	493	2396	4.86	70	30	199.67
TCU	12	406	1854	4.57	74	19	154.5
Texas Tech	12	437	1990	4.55	58	16	165.83
Oklahoma	12	487	2167	4.45	64	31	180.58
Iowa St.	12	362	1559	4.31	77	16	129.92
Houston	12	359	1424	3.97	58	10	118.67
BYU	12	360	1252	3.48	55	15	104.33
Baylor	12	413	1378	3.34	32	13	114.83

PASS DEFENSE EFFIC.

Team	G	Comp-Att-Int	Pct.	Yds	Avg/G	TD	Effic
Iowa St.	12	226 - 414 - 16	54.59	2612	217.67	17	113.41
Oklahoma	12	245 - 436 - 19	56.19	2906	242.17	16	115.57
UCF	12	203 - 353 - 11	57.51	2470	205.83	11	120.33
Kansas St.	12	233 - 409 - 12	56.97	2762	230.17	16	120.74
Texas Tech	12	245 - 410 - 10	59.76	2718	226.50	15	122.64
Texas	13	278 - 464 - 16	59.91	3131	240.85	19	123.21
BYU	12	250 - 408 - 14	61.27	2880	240.00	21	130.69
Kansas	12	229 - 347 - 12	65.99	2526	210.50	13	132.59
TCU	12	239 - 400 - 8	59.75	3044	253.67	16	132.87
West Virginia	12	233 - 390 - 9	59.74	2879	239.92	25	138.29
Cincinnati	12	186 - 328 - 8	56.71	2710	225.83	20	141.35
Oklahoma St.	13	248 - 408 - 12	60.78	3478	267.54	27	148.35
Houston	12	263 - 384 - 9	68.49	3064	255.33	21	148.87
Baylor	12	213 - 328 - 7	64.94	2837	236.42	22	155.46

RUSH ATTEMPTS

Team	G	Att	Yards	Avg/A	Long	TD	Avg/G
West Virginia	12	535	2812	5.26	53	31	234.33
Cincinnati	12	517	2605	5.04	68	14	217.08
Texas	13	499	2458	4.93	69	26	189.08
UCF	12	495	2798	5.65	92	28	233.17
Kansas St.	12	493	2396	4.86	70	30	199.67
Oklahoma	12	487	2167	4.45	64	31	180.58
Kansas	12	460	2536	5.51	75	31	211.33
Texas Tech	12	437	1990	4.55	58	16	165.83
Oklahoma St.	13	420	2040	4.86	75	27	156.92
Baylor	12	413	1378	3.34	32	13	114.83
TCU	12	406	1854	4.57	74	19	154.5
Iowa St.	12	362	1559	4.31	77	16	129.92
BYU	12	360	1252	3.48	55	15	104.33
Houston	12	359	1424	3.97	58	10	118.67



**2023-24 Big 12 Football
Extended Team Leaders
All games**

RUSH YARDS

Team	G	Att	Yards	Avg/A	Long	TD	Avg/G
West Virginia	12	535	2812	5.26	53	31	234.33
UCF	12	495	2798	5.65	92	28	233.17
Cincinnati	12	517	2605	5.04	68	14	217.08
Kansas	12	460	2536	5.51	75	31	211.33
Texas	13	499	2458	4.93	69	26	189.08
Kansas St.	12	493	2396	4.86	70	30	199.67
Oklahoma	12	487	2167	4.45	64	31	180.58
Oklahoma St.	13	420	2040	4.86	75	27	156.92
Texas Tech	12	437	1990	4.55	58	16	165.83
TCU	12	406	1854	4.57	74	19	154.5
Iowa St.	12	362	1559	4.31	77	16	129.92
Houston	12	359	1424	3.97	58	10	118.67
Baylor	12	413	1378	3.34	32	13	114.83
BYU	12	360	1252	3.48	55	15	104.33



**2023-24 Big 12 Football
Extended Team Leaders
All games**

PASS OFFENSE

Team	G	Comp-Att-Int	Pct.	Yds	Avg/A	TD	Avg/G
Oklahoma	12	284 - 408 - 6	69.61	3862	9.47	32	321.83
TCU	12	319 - 503 - 15	63.42	3746	7.45	27	312.17
Texas	13	293 - 432 - 9	67.82	3729	8.63	24	286.85
Oklahoma St.	13	309 - 520 - 14	59.42	3435	6.61	16	264.23
Baylor	12	263 - 442 - 7	59.50	3156	7.14	15	263.00
UCF	12	212 - 333 - 10	63.66	3109	9.34	22	259.08
Kansas St.	12	244 - 395 - 10	61.77	2957	7.49	28	246.42
Houston	12	261 - 408 - 13	63.97	2898	7.10	24	241.50
Iowa St.	12	219 - 341 - 8	64.22	2739	8.03	20	228.25
Kansas	12	181 - 283 - 8	63.96	2672	9.44	18	222.67
Texas Tech	12	257 - 426 - 17	60.33	2653	6.23	21	221.08
Cincinnati	12	218 - 360 - 11	60.56	2508	6.97	21	209.00
BYU	12	220 - 396 - 9	55.56	2465	6.22	17	205.42
West Virginia	12	166 - 308 - 7	53.90	2446	7.94	17	203.83

PASS COMP. PCT

Team	G	Comp-Att-Int	Pct.	Yds	Avg/A	TD	Avg/G
Oklahoma	12	284 - 408 - 6	69.61	3862	9.47	32	321.83
Texas	13	293 - 432 - 9	67.82	3729	8.63	24	286.85
Iowa St.	12	219 - 341 - 8	64.22	2739	8.03	20	228.25
Houston	12	261 - 408 - 13	63.97	2898	7.10	24	241.50
Kansas	12	181 - 283 - 8	63.96	2672	9.44	18	222.67
UCF	12	212 - 333 - 10	63.66	3109	9.34	22	259.08
TCU	12	319 - 503 - 15	63.42	3746	7.45	27	312.17
Kansas St.	12	244 - 395 - 10	61.77	2957	7.49	28	246.42
Cincinnati	12	218 - 360 - 11	60.56	2508	6.97	21	209.00
Texas Tech	12	257 - 426 - 17	60.33	2653	6.23	21	221.08
Baylor	12	263 - 442 - 7	59.50	3156	7.14	15	263.00
Oklahoma St.	13	309 - 520 - 14	59.42	3435	6.61	16	264.23
BYU	12	220 - 396 - 9	55.56	2465	6.22	17	205.42
West Virginia	12	166 - 308 - 7	53.90	2446	7.94	17	203.83

PASS DEFENSE

Team	G	Comp-Att-Int	Pct.	Yds	Avg/A	TD	Avg/G
UCF	12	203 - 353 - 11	57.51	2470	7.00	11	205.83
Kansas	12	229 - 347 - 12	65.99	2526	7.28	13	210.50
Iowa St.	12	226 - 414 - 16	54.59	2612	6.31	17	217.67
Cincinnati	12	186 - 328 - 8	56.71	2710	8.26	20	225.83
Texas Tech	12	245 - 410 - 10	59.76	2718	6.63	15	226.50
Kansas St.	12	233 - 409 - 12	56.97	2762	6.75	16	230.17
Baylor	12	213 - 328 - 7	64.94	2837	8.65	22	236.42
West Virginia	12	233 - 390 - 9	59.74	2879	7.38	25	239.92
BYU	12	250 - 408 - 14	61.27	2880	7.06	21	240.00
Texas	13	278 - 464 - 16	59.91	3131	6.75	19	240.85
Oklahoma	12	245 - 436 - 19	56.19	2906	6.67	16	242.17
TCU	12	239 - 400 - 8	59.75	3044	7.61	16	253.67
Houston	12	263 - 384 - 9	68.49	3064	7.98	21	255.33
Oklahoma St.	13	248 - 408 - 12	60.78	3478	8.52	27	267.54

PASS YDS/COMP.

Team	G	Comp-Att-Int	Pct.	Yds	Avg/A	TD	Avg/G
Oklahoma	12	284 - 408 - 6	69.61	3862	9.47	32	321.83
Kansas	12	181 - 283 - 8	63.96	2672	9.44	18	222.67
UCF	12	212 - 333 - 10	63.66	3109	9.34	22	259.08
Texas	13	293 - 432 - 9	67.82	3729	8.63	24	286.85
Iowa St.	12	219 - 341 - 8	64.22	2739	8.03	20	228.25
Kansas St.	12	244 - 395 - 10	61.77	2957	7.49	28	246.42
TCU	12	319 - 503 - 15	63.42	3746	7.45	27	312.17
Houston	12	261 - 408 - 13	63.97	2898	7.10	24	241.50
West Virginia	12	166 - 308 - 7	53.90	2446	7.94	17	203.83
Cincinnati	12	218 - 360 - 11	60.56	2508	6.97	21	209.00
Baylor	12	263 - 442 - 7	59.50	3156	7.14	15	263.00
Texas Tech	12	257 - 426 - 17	60.33	2653	6.23	21	221.08
Oklahoma St.	13	309 - 520 - 14	59.42	3435	6.61	16	264.23
BYU	12	220 - 396 - 9	55.56	2465	6.22	17	205.42

PASS ATTEMPTS

Team	G	Comp-Att-Int	Pct.	Yds	Avg/A	TD	Avg/G
Oklahoma St.	13	309 - 520 - 14	59.42	3435	6.61	16	264.23
TCU	12	319 - 503 - 15	63.42	3746	7.45	27	312.17
Baylor	12	263 - 442 - 7	59.50	3156	7.14	15	263.00
Texas	13	293 - 432 - 9	67.82	3729	8.63	24	286.85
Texas Tech	12	257 - 426 - 17	60.33	2653	6.23	21	221.08
Oklahoma	12	284 - 408 - 6	69.61	3862	9.47	32	321.83
Houston	12	261 - 408 - 13	63.97	2898	7.10	24	241.50
BYU	12	220 - 396 - 9	55.56	2465	6.22	17	205.42
Kansas St.	12	244 - 395 - 10	61.77	2957	7.49	28	246.42
Cincinnati	12	218 - 360 - 11	60.56	2508	6.97	21	209.00
Iowa St.	12	219 - 341 - 8	64.22	2739	8.03	20	228.25
UCF	12	212 - 333 - 10	63.66	3109	9.34	22	259.08
West Virginia	12	166 - 308 - 7	53.90	2446	7.94	17	203.83
Kansas	12	181 - 283 - 8	63.96	2672	9.44	18	222.67

PASS YDS/ATT.

Team	G	Comp-Att-Int	Pct.	Yds	Avg/A	TD	Avg/G
UCF	12	212 - 333 - 10	63.66	3109	9.34	22	259.08
Kansas	12	181 - 283 - 8	63.96	2672	9.44	18	222.67
Oklahoma	12	284 - 408 - 6	69.61	3862	9.47	32	321.83
Texas	13	293 - 432 - 9	67.82	3729	8.63	24	286.85
Iowa St.	12	219 - 341 - 8	64.22	2739	8.03	20	228.25
West Virginia	12	166 - 308 - 7	53.90	2446	7.94	17	203.83
Kansas St.	12	244 - 395 - 10	61.77	2957	7.49	28	246.42
TCU	12	319 - 503 - 15	63.42	3746	7.45	27	312.17
Baylor	12	263 - 442 - 7	59.50	3156	7.14	15	263.00
Oklahoma St.	13	309 - 520 - 14	59.42	3435	6.61	16	264.23
Cincinnati	12	218 - 360 - 11	60.56	2508	6.97	21	209.00
Houston	12	261 - 408 - 13	63.97	2898	7.10	24	241.50
Texas Tech	12	257 - 426 - 17	60.33	2653	6.23	21	221.08
BYU	12	220 - 396 - 9	55.56	2465	6.22	17	205.42



**2023-24 Big 12 Football
Extended Team Leaders
All games**

PASS COMPLETIONS

Team	G	Comp-Att-Int	Pct.	Yds	Avg/A	TD	Avg/G
TCU	12	319 - 503 - 15	63.42	3746	7.45	27	312.17
Oklahoma St.	13	309 - 520 - 14	59.42	3435	6.61	16	264.23
Texas	13	293 - 432 - 9	67.82	3729	8.63	24	286.85
Oklahoma	12	284 - 408 - 6	69.61	3862	9.47	32	321.83
Baylor	12	263 - 442 - 7	59.50	3156	7.14	15	263.00
Houston	12	261 - 408 - 13	63.97	2898	7.10	24	241.50
Texas Tech	12	257 - 426 - 17	60.33	2653	6.23	21	221.08
Kansas St.	12	244 - 395 - 10	61.77	2957	7.49	28	246.42
BYU	12	220 - 396 - 9	55.56	2465	6.22	17	205.42
Iowa St.	12	219 - 341 - 8	64.22	2739	8.03	20	228.25
Cincinnati	12	218 - 360 - 11	60.56	2508	6.97	21	209.00
UCF	12	212 - 333 - 10	63.66	3109	9.34	22	259.08
Kansas	12	181 - 283 - 8	63.96	2672	9.44	18	222.67
West Virginia	12	166 - 308 - 7	53.90	2446	7.94	17	203.83

PASS INTERCEPTIONS

Team	G	Comp-Att-Int	Pct.	Yds	Avg/A	TD	Avg/G
Oklahoma	12	284 - 408 - 6	69.61	3862	9.47	32	321.83
West Virginia	12	166 - 308 - 7	53.90	2446	7.94	17	203.83
Baylor	12	263 - 442 - 7	59.50	3156	7.14	15	263.00
Kansas	12	181 - 283 - 8	63.96	2672	9.44	18	222.67
Iowa St.	12	219 - 341 - 8	64.22	2739	8.03	20	228.25
Texas	13	293 - 432 - 9	67.82	3729	8.63	24	286.85
BYU	12	220 - 396 - 9	55.56	2465	6.22	17	205.42
UCF	12	212 - 333 - 10	63.66	3109	9.34	22	259.08
Kansas St.	12	244 - 395 - 10	61.77	2957	7.49	28	246.42
Cincinnati	12	218 - 360 - 11	60.56	2508	6.97	21	209.00
Houston	12	261 - 408 - 13	63.97	2898	7.10	24	241.50
Oklahoma St.	13	309 - 520 - 14	59.42	3435	6.61	16	264.23
TCU	12	319 - 503 - 15	63.42	3746	7.45	27	312.17
Texas Tech	12	257 - 426 - 17	60.33	2653	6.23	21	221.08

PASS YARDS

Team	G	Comp-Att-Int	Pct.	Yds	Avg/A	TD	Avg/G
Oklahoma	12	284 - 408 - 6	69.61	3862	9.47	32	321.83
TCU	12	319 - 503 - 15	63.42	3746	7.45	27	312.17
Texas	13	293 - 432 - 9	67.82	3729	8.63	24	286.85
Oklahoma St.	13	309 - 520 - 14	59.42	3435	6.61	16	264.23
Baylor	12	263 - 442 - 7	59.50	3156	7.14	15	263.00
UCF	12	212 - 333 - 10	63.66	3109	9.34	22	259.08
Kansas St.	12	244 - 395 - 10	61.77	2957	7.49	28	246.42
Houston	12	261 - 408 - 13	63.97	2898	7.10	24	241.50
Iowa St.	12	219 - 341 - 8	64.22	2739	8.03	20	228.25
Kansas	12	181 - 283 - 8	63.96	2672	9.44	18	222.67
Texas Tech	12	257 - 426 - 17	60.33	2653	6.23	21	221.08
Cincinnati	12	218 - 360 - 11	60.56	2508	6.97	21	209.00
BYU	12	220 - 396 - 9	55.56	2465	6.22	17	205.42
West Virginia	12	166 - 308 - 7	53.90	2446	7.94	17	203.83

PASSING TDS

Team	G	Comp-Att-Int	Pct.	Yds	Avg/A	TD	Avg/G
Oklahoma	12	284 - 408 - 6	69.61	3862	9.47	32	321.83
Kansas St.	12	244 - 395 - 10	61.77	2957	7.49	28	246.42
TCU	12	319 - 503 - 15	63.42	3746	7.45	27	312.17
Texas	13	293 - 432 - 9	67.82	3729	8.63	24	286.85
Houston	12	261 - 408 - 13	63.97	2898	7.10	24	241.50
UCF	12	212 - 333 - 10	63.66	3109	9.34	22	259.08
Texas Tech	12	257 - 426 - 17	60.33	2653	6.23	21	221.08
Cincinnati	12	218 - 360 - 11	60.56	2508	6.97	21	209.00
Iowa St.	12	219 - 341 - 8	64.22	2739	8.03	20	228.25
Kansas	12	181 - 283 - 8	63.96	2672	9.44	18	222.67
West Virginia	12	166 - 308 - 7	53.90	2446	7.94	17	203.83
BYU	12	220 - 396 - 9	55.56	2465	6.22	17	205.42
Oklahoma St.	13	309 - 520 - 14	59.42	3435	6.61	16	264.23
Baylor	12	263 - 442 - 7	59.50	3156	7.14	15	263.00

FIELD GOALS

Team	G	Made	Att	Pct
West Virginia	12	14	17	82.35
Texas	13	28	34	82.35
Oklahoma St.	13	26	32	81.25
Iowa St.	12	19	24	79.17
Cincinnati	12	15	19	78.95
Kansas St.	12	11	14	78.57
BYU	12	11	14	78.57
Texas Tech	12	14	19	73.68
Kansas	12	11	15	73.33
Baylor	12	18	25	72
Oklahoma	12	14	20	70
TCU	12	14	21	66.67
UCF	12	12	19	63.16
Houston	12	8	14	57.14

PATS KICKS MADE

Team	G	Made	Att	Pct
Oklahoma	12	66	66	100
Kansas St.	12	53	55	96.36
Texas	13	52	52	100
UCF	12	46	48	95.83
Kansas	12	46	48	95.83
West Virginia	12	45	45	100
TCU	12	44	46	95.65
Oklahoma St.	13	39	41	95.12
Texas Tech	12	36	36	100
Iowa St.	12	34	36	94.44
Houston	12	34	34	100
BYU	12	32	33	96.97
Cincinnati	12	30	30	100
Baylor	12	21	23	91.3



**2023-24 Big 12 Football
Extended Team Leaders
All games**

FIELD GOALS ATTEMPTED

Team	G	Made	Att	Pct
Texas	13	28	34	82.35
Oklahoma St.	13	26	32	81.25
Baylor	12	18	25	72
Iowa St.	12	19	24	79.17
TCU	12	14	21	66.67
Oklahoma	12	14	20	70
UCF	12	12	19	63.16
Texas Tech	12	14	19	73.68
Cincinnati	12	15	19	78.95
West Virginia	12	14	17	82.35
Kansas	12	11	15	73.33
Kansas St.	12	11	14	78.57
Houston	12	8	14	57.14
BYU	12	11	14	78.57

NET YARDS PER PUNT

Team	G	No.	Yards	Avg/P	Ret.	Avg/R	TB	Net/P
BYU	12	68	3289	48.37	343	13.72	5	41.85
Texas Tech	12	51	2325	45.59	84	7.64	6	41.59
Cincinnati	12	45	1935	43.00	72	4.50	0	41.40
Texas	13	36	1591	44.19	76	5.85	2	40.97
West Virginia	12	42	1732	41.24	0	0.00	1	40.76
Oklahoma St.	13	63	2636	41.84	38	2.38	3	40.29
Kansas	12	31	1227	39.58	-6	-3.00	0	39.77
Houston	12	49	2022	41.27	55	5.00	2	39.33
Iowa St.	12	59	2572	43.59	127	6.35	7	39.07
Oklahoma	12	39	1616	41.44	75	4.69	2	38.49
TCU	12	38	1561	41.08	79	7.90	2	37.95
Kansas St.	12	46	1920	41.74	171	19.00	1	37.59
Baylor	12	35	1501	42.89	171	13.15	1	37.43
UCF	12	33	1351	40.94	151	13.73	2	35.15

FIELD GOALS MADE

Team	G	Made	Att	Pct
Texas	13	28	34	82.35
Oklahoma St.	13	26	32	81.25
Iowa St.	12	19	24	79.17
Baylor	12	18	25	72
Cincinnati	12	15	19	78.95
West Virginia	12	14	17	82.35
Texas Tech	12	14	19	73.68
TCU	12	14	21	66.67
Oklahoma	12	14	20	70
UCF	12	12	19	63.16
Kansas St.	12	11	14	78.57
Kansas	12	11	15	73.33
BYU	12	11	14	78.57
Houston	12	8	14	57.14

AVG YARDS PER PUNT

Team	G	No.	Yards	Avg/P	Ret.	Avg/R	TB	Net/P
BYU	12	68	3289	48.37	343	13.72	5	41.85
Oklahoma St.	13	63	2636	41.84	38	2.38	3	40.29
Iowa St.	12	59	2572	43.59	127	6.35	7	39.07
Texas Tech	12	51	2325	45.59	84	7.64	6	41.59
Houston	12	49	2022	41.27	55	5.00	2	39.33
Kansas St.	12	46	1920	41.74	171	19.00	1	37.59
Cincinnati	12	45	1935	43.00	72	4.50	0	41.40
West Virginia	12	42	1732	41.24	0	0.00	1	40.76
Oklahoma	12	39	1616	41.44	75	4.69	2	38.49
TCU	12	38	1561	41.08	79	7.90	2	37.95
Texas	13	36	1591	44.19	76	5.85	2	40.97
Baylor	12	35	1501	42.89	171	13.15	1	37.43
UCF	12	33	1351	40.94	151	13.73	2	35.15
Kansas	12	31	1227	39.58	-6	-3.00	0	39.77

PAT KICKING

Team	G	Made	Att	Pct
West Virginia	12	45	45	100
Texas Tech	12	36	36	100
Texas	13	52	52	100
Oklahoma	12	66	66	100
Houston	12	34	34	100
Cincinnati	12	30	30	100
BYU	12	32	33	96.97
Kansas St.	12	53	55	96.36
UCF	12	46	48	95.83
Kansas	12	46	48	95.83
TCU	12	44	46	95.65
Oklahoma St.	13	39	41	95.12
Iowa St.	12	34	36	94.44
Baylor	12	21	23	91.3

NUMBER OF PUNTS

Team	G	No.	Yards	Avg/P	Ret.	Avg/R	TB	Net/P
BYU	12	68	3289	48.37	343	13.72	5	41.85
Oklahoma St.	13	63	2636	41.84	38	2.38	3	40.29
Iowa St.	12	59	2572	43.59	127	6.35	7	39.07
Texas Tech	12	51	2325	45.59	84	7.64	6	41.59
Houston	12	49	2022	41.27	55	5.00	2	39.33
Kansas St.	12	46	1920	41.74	171	19.00	1	37.59
Cincinnati	12	45	1935	43.00	72	4.50	0	41.40
West Virginia	12	42	1732	41.24	0	0.00	1	40.76
Oklahoma	12	39	1616	41.44	75	4.69	2	38.49
TCU	12	38	1561	41.08	79	7.90	2	37.95
Texas	13	36	1591	44.19	76	5.85	2	40.97
Baylor	12	35	1501	42.89	171	13.15	1	37.43
UCF	12	33	1351	40.94	151	13.73	2	35.15
Kansas	12	31	1227	39.58	-6	-3.00	0	39.77



**2023-24 Big 12 Football
Extended Team Leaders
All games**

PAT KICK ATTEMPTS

Team	G	Made	Att	Pct
Oklahoma	12	66	66	100
Kansas St.	12	53	55	96.36
Texas	13	52	52	100
UCF	12	46	48	95.83
Kansas	12	46	48	95.83
TCU	12	44	46	95.65
West Virginia	12	45	45	100
Oklahoma St.	13	39	41	95.12
Texas Tech	12	36	36	100
Iowa St.	12	34	36	94.44
Houston	12	34	34	100
BYU	12	32	33	96.97
Cincinnati	12	30	30	100
Baylor	12	21	23	91.3

YARDS PUNTED

Team	G	No.	Yards	Avg/P	Ret.	Avg/R	TB	Net/P
BYU	12	68	3289	48.37	343	13.72	5	41.85
Oklahoma St.	13	63	2636	41.84	38	2.38	3	40.29
Iowa St.	12	59	2572	43.59	127	6.35	7	39.07
Texas Tech	12	51	2325	45.59	84	7.64	6	41.59
Houston	12	49	2022	41.27	55	5.00	2	39.33
Cincinnati	12	45	1935	43.00	72	4.50	0	41.40
Kansas St.	12	46	1920	41.74	171	19.00	1	37.59
West Virginia	12	42	1732	41.24	0	0.00	1	40.76
Oklahoma	12	39	1616	41.44	75	4.69	2	38.49
Texas	13	36	1591	44.19	76	5.85	2	40.97
TCU	12	38	1561	41.08	79	7.90	2	37.95
Baylor	12	35	1501	42.89	171	13.15	1	37.43
UCF	12	33	1351	40.94	151	13.73	2	35.15
Kansas	12	31	1227	39.58	-6	-3.00	0	39.77

PUNT RETURN AVG

Team	G	No	Yards	TD	Long	Avg.
Kansas	12	5	108	1	82	21.6
Texas Tech	12	10	210	1	43	21
Texas	13	22	368	2	74	16.73
Baylor	12	13	201	0	70	15.46
TCU	12	12	146	1	30	12.17
UCF	12	16	154	0	29	9.63
Iowa St.	12	16	127	0	39	7.94
West Virginia	12	20	143	0	20	7.15
Oklahoma	12	20	139	1	82	6.95
Houston	12	15	100	0	48	6.67
Kansas St.	12	16	73	0	29	4.56
BYU	12	23	92	0	31	4
Oklahoma St.	13	11	41	0	14	3.73
Cincinnati	12	15	52	0	12	3.47

KICK RETURNS

Team	G	No.	Yards	TD	Long	Avg.
Baylor	12	42	996	2	96	23.71
TCU	12	32	675	0	86	21.09
Texas Tech	12	31	792	1	100	25.55
Oklahoma St.	13	31	633	0	40	20.42
BYU	12	30	612	0	46	20.40
Houston	12	29	625	2	100	21.55
Kansas	12	25	513	0	43	20.52
Texas	13	24	504	1	95	21.00
Oklahoma	12	21	442	0	62	21.05
West Virginia	12	19	360	0	33	18.95
Kansas St.	12	19	344	0	38	18.11
Cincinnati	12	15	249	0	37	16.60
UCF	12	14	271	0	51	19.36
Iowa St.	12	14	339	0	72	24.21

PUNT RETURNS

Team	G	No	Yards	TD	Long	Avg.
BYU	12	23	92	0	31	4
Texas	13	22	368	2	74	16.73
West Virginia	12	20	143	0	20	7.15
Oklahoma	12	20	139	1	82	6.95
UCF	12	16	154	0	29	9.63
Kansas St.	12	16	73	0	29	4.56
Iowa St.	12	16	127	0	39	7.94
Houston	12	15	100	0	48	6.67
Cincinnati	12	15	52	0	12	3.47
Baylor	12	13	201	0	70	15.46
TCU	12	12	146	1	30	12.17
Oklahoma St.	13	11	41	0	14	3.73
Texas Tech	12	10	210	1	43	21
Kansas	12	5	108	1	82	21.6

KICK RETURN YARDS

Team	G	No.	Yards	TD	Long	Avg.
Baylor	12	42	996	2	96	23.71
Texas Tech	12	31	792	1	100	25.55
TCU	12	32	675	0	86	21.09
Oklahoma St.	13	31	633	0	40	20.42
Houston	12	29	625	2	100	21.55
BYU	12	30	612	0	46	20.40
Kansas	12	25	513	0	43	20.52
Texas	13	24	504	1	95	21.00
Oklahoma	12	21	442	0	62	21.05
West Virginia	12	19	360	0	33	18.95
Kansas St.	12	19	344	0	38	18.11
Iowa St.	12	14	339	0	72	24.21
UCF	12	14	271	0	51	19.36
Cincinnati	12	15	249	0	37	16.60



**2023-24 Big 12 Football
Extended Team Leaders
All games**

PUNT RETURN YARDS

Team	G	No	Yards	TD	Long	Avg.
Texas	13	22	368	2	74	16.73
Texas Tech	12	10	210	1	43	21
Baylor	12	13	201	0	70	15.46
UCF	12	16	154	0	29	9.63
TCU	12	12	146	1	30	12.17
West Virginia	12	20	143	0	20	7.15
Oklahoma	12	20	139	1	82	6.95
Iowa St.	12	16	127	0	39	7.94
Kansas	12	5	108	1	82	21.6
Houston	12	15	100	0	48	6.67
BYU	12	23	92	0	31	4
Kansas St.	12	16	73	0	29	4.56
Cincinnati	12	15	52	0	12	3.47
Oklahoma St.	13	11	41	0	14	3.73

KICK RETURN TDS

Team	G	No.	Yards	TD	Long	Avg.
Houston	12	29	625	2	100	21.55
Baylor	12	42	996	2	96	23.71
Texas Tech	12	31	792	1	100	25.55
Texas	13	24	504	1	95	21.00
West Virginia	12	19	360	0	33	18.95
UCF	12	14	271	0	51	19.36
TCU	12	32	675	0	86	21.09
Oklahoma St.	13	31	633	0	40	20.42
Oklahoma	12	21	442	0	62	21.05
Kansas St.	12	19	344	0	38	18.11
Kansas	12	25	513	0	43	20.52
Iowa St.	12	14	339	0	72	24.21
Cincinnati	12	15	249	0	37	16.60
BYU	12	30	612	0	46	20.40

PUNT RETURN TDS

Team	G	No	Yards	TD	Long	Avg.
Texas	13	22	368	2	74	16.73
Texas Tech	12	10	210	1	43	21
TCU	12	12	146	1	30	12.17
Oklahoma	12	20	139	1	82	6.95
Kansas	12	5	108	1	82	21.6
West Virginia	12	20	143	0	20	7.15
UCF	12	16	154	0	29	9.63
Oklahoma St.	13	11	41	0	14	3.73
Kansas St.	12	16	73	0	29	4.56
Iowa St.	12	16	127	0	39	7.94
Houston	12	15	100	0	48	6.67
Cincinnati	12	15	52	0	12	3.47
BYU	12	23	92	0	31	4
Baylor	12	13	201	0	70	15.46

KICKOFF RETURNS

Team	G	No	Yards	TD	Long	Avg.
Texas	13	92	3772	1	95	41
Baylor	12	59	2418	2	96	40.98
Oklahoma St.	13	79	3228	0	40	40.86
BYU	12	55	2235	0	46	40.64
Texas Tech	12	64	2586	1	100	40.41
Iowa St.	12	67	2692	0	72	40.18
Oklahoma	12	91	3649	0	62	40.1
Kansas	12	77	3009	0	43	39.08
Kansas St.	12	82	3204	0	38	39.07
Houston	12	51	1981	2	100	38.84
TCU	12	71	2727	0	86	38.41
UCF	12	72	2737	0	51	38.01
Cincinnati	12	61	2318	0	37	38
West Virginia	12	71	2643	0	33	37.23



**2023-24 Big 12 Football
Extended Team Leaders
All games**

INTERCEPTION RETURN AVG

Team	G	No.	Yards	TD	Long	Avg.
Oklahoma	12	19	344	4	100	18.11
West Virginia	12	9	146	0	40	16.22
TCU	12	8	129	1	53	16.13
Oklahoma St.	13	12	193	1	35	16.08
Houston	12	9	144	1	57	16.00
BYU	12	14	208	2	42	14.86
Kansas	12	12	162	3	50	13.50
Texas	13	16	210	2	45	13.13
Cincinnati	12	8	100	0	33	12.50
UCF	12	11	135	0	42	12.27
Kansas St.	12	12	133	1	45	11.08
Texas Tech	12	10	109	1	54	10.90
Iowa St.	12	16	150	1	58	9.38
Baylor	12	7	14	0	6	2.00

FUMBLE RETURNS

Team	G	No.	Yards	TD	Long	Avg.
West Virginia	12	4	0	0	0	0.00
UCF	12	4	87	1	87	21.75
Texas Tech	12	3	0	0	0	0.00
Texas	13	7	0	0	0	0.00
TCU	12	4	14	0	9	3.50
Oklahoma St.	13	9	25	0	25	2.78
Oklahoma	12	6	0	0	0	0.00
Kansas St.	12	10	15	1	15	1.50
Kansas	12	4	28	1	22	7.00
Iowa St.	12	3	6	0	6	2.00
Houston	12	5	0	0	0	0.00
Cincinnati	12	5	0	0	0	0.00
BYU	12	6	0	1	0	0.00
Baylor	12	9	97	2	72	10.78

INTERCEPTION RETURNS

Team	G	No.	Yards	TD	Long	Avg.
Oklahoma	12	19	344	4	100	18.11
Texas	13	16	210	2	45	13.13
Iowa St.	12	16	150	1	58	9.38
BYU	12	14	208	2	42	14.86
Oklahoma St.	13	12	193	1	35	16.08
Kansas St.	12	12	133	1	45	11.08
Kansas	12	12	162	3	50	13.50
UCF	12	11	135	0	42	12.27
Texas Tech	12	10	109	1	54	10.90
West Virginia	12	9	146	0	40	16.22
Houston	12	9	144	1	57	16.00
TCU	12	8	129	1	53	16.13
Cincinnati	12	8	100	0	33	12.50
Baylor	12	7	14	0	6	2.00

FUMBLE RETURN YARDS

Team	G	No.	Yards	TD	Long	Avg.
Baylor	12	9	97	2	72	10.78
UCF	12	4	87	1	87	21.75
Kansas	12	4	28	1	22	7.00
Oklahoma St.	13	9	25	0	25	2.78
Kansas St.	12	10	15	1	15	1.50
TCU	12	4	14	0	9	3.50
Iowa St.	12	3	6	0	6	2.00
West Virginia	12	4	0	0	0	0.00
Texas Tech	12	3	0	0	0	0.00
Texas	13	7	0	0	0	0.00
Oklahoma	12	6	0	0	0	0.00
Houston	12	5	0	0	0	0.00
Cincinnati	12	5	0	0	0	0.00
BYU	12	6	0	1	0	0.00

INTERCEPTION RET YARDS

Team	G	No.	Yards	TD	Long	Avg.
Oklahoma	12	19	344	4	100	18.11
Texas	13	16	210	2	45	13.13
BYU	12	14	208	2	42	14.86
Oklahoma St.	13	12	193	1	35	16.08
Kansas	12	12	162	3	50	13.50
Iowa St.	12	16	150	1	58	9.38
West Virginia	12	9	146	0	40	16.22
Houston	12	9	144	1	57	16.00
UCF	12	11	135	0	42	12.27
Kansas St.	12	12	133	1	45	11.08
TCU	12	8	129	1	53	16.13
Texas Tech	12	10	109	1	54	10.90
Cincinnati	12	8	100	0	33	12.50
Baylor	12	7	14	0	6	2.00

FUMBLE RETURN TDS

Team	G	No.	Yards	TD	Long	Avg.
Baylor	12	9	97	2	72	10.78
UCF	12	4	87	1	87	21.75
Kansas St.	12	10	15	1	15	1.50
Kansas	12	4	28	1	22	7.00
BYU	12	6	0	1	0	0.00
West Virginia	12	4	0	0	0	0.00
Texas Tech	12	3	0	0	0	0.00
Texas	13	7	0	0	0	0.00
TCU	12	4	14	0	9	3.50
Oklahoma St.	13	9	25	0	25	2.78
Oklahoma	12	6	0	0	0	0.00
Iowa St.	12	3	6	0	6	2.00
Houston	12	5	0	0	0	0.00
Cincinnati	12	5	0	0	0	0.00



**2023-24 Big 12 Football
Extended Team Leaders
All games**

INTERCEPTION RETURN TDS

Team	G	No.	Yards	TD	Long	Avg.
Oklahoma	12	19	344	4	100	18.11
Kansas	12	12	162	3	50	13.50
Texas	13	16	210	2	45	13.13
BYU	12	14	208	2	42	14.86
Texas Tech	12	10	109	1	54	10.90
TCU	12	8	129	1	53	16.13
Oklahoma St.	13	12	193	1	35	16.08
Kansas St.	12	12	133	1	45	11.08
Iowa St.	12	16	150	1	58	9.38
Houston	12	9	144	1	57	16.00
West Virginia	12	9	146	0	40	16.22
UCF	12	11	135	0	42	12.27
Cincinnati	12	8	100	0	33	12.50
Baylor	12	7	14	0	6	2.00

FUMBLE RECOVERED

Team	G	No.	Yards	TD	Long	Avg.
Kansas St.	12	10	15	1	15	1.50
Oklahoma St.	13	9	25	0	25	2.78
Baylor	12	9	97	2	72	10.78
Texas	13	7	0	0	0	0.00
Oklahoma	12	6	0	0	0	0.00
BYU	12	6	0	1	0	0.00
Houston	12	5	0	0	0	0.00
Cincinnati	12	5	0	0	0	0.00
West Virginia	12	4	0	0	0	0.00
UCF	12	4	87	1	87	21.75
TCU	12	4	14	0	9	3.50
Kansas	12	4	28	1	22	7.00
Texas Tech	12	3	0	0	0	0.00
Iowa St.	12	3	6	0	6	2.00

FUMBLE RETURN AVG

Team	G	No.	Yards	TD	Long	Avg.
UCF	12	4	87	1	87	21.75
Baylor	12	9	97	2	72	10.78
Kansas	12	4	28	1	22	7.00
TCU	12	4	14	0	9	3.50
Oklahoma St.	13	9	25	0	25	2.78
Iowa St.	12	3	6	0	6	2.00
Kansas St.	12	10	15	1	15	1.50
West Virginia	12	4	0	0	0	0.00
Texas Tech	12	3	0	0	0	0.00
Texas	13	7	0	0	0	0.00
Oklahoma	12	6	0	0	0	0.00
Houston	12	5	0	0	0	0.00
Cincinnati	12	5	0	0	0	0.00
BYU	12	6	0	1	0	0.00

TURNOVER MARGIN

Team	G	Lost			Gained			Margin	Per/G
		Fum	Int	Tot	Fum	Int	Tot		
Oklahoma	12	8	6	14	6	19	25	11	0.92
Kansas St.	12	2	10	12	10	12	22	10	0.83
Iowa St.	12	3	8	11	3	16	19	8	0.67
Texas	13	7	9	16	7	16	23	7	0.54
Oklahoma St.	13	5	14	19	9	12	21	2	0.15
Kansas	12	6	8	14	4	12	16	2	0.17
BYU	12	10	9	19	6	14	20	1	0.08
Baylor	12	8	7	15	9	7	16	1	0.08
West Virginia	12	6	7	13	4	9	13	0	0.00
UCF	12	6	10	16	4	11	15	-1	-0.08
Houston	12	2	13	15	5	9	14	-1	-0.08
Cincinnati	12	6	11	17	5	8	13	-4	-0.33
TCU	12	4	15	19	4	8	12	-7	-0.58
Texas Tech	12	4	17	21	3	10	13	-8	-0.67

FIRST DOWNS

Team	G	Rush	Pass	Pen	Total	Avg/G
Oklahoma	12	120	162	27	309	25.75
TCU	12	108	180	13	301	25.08
Texas	13	120	167	13	300	23.08
Kansas St.	12	130	137	21	288	24
UCF	12	140	121	20	281	23.42
West Virginia	12	152	95	27	274	22.83
Oklahoma St.	13	91	165	18	274	21.08
Cincinnati	12	138	118	11	267	22.25
Texas Tech	12	119	123	20	262	21.83
Kansas	12	115	121	21	257	21.42
Baylor	12	87	139	12	238	19.83
Houston	12	84	128	18	230	19.17
BYU	12	70	113	18	201	16.75
Iowa St.	12	66	115	12	193	16.08

3RD-DOWN CONVERSIONS

Team	G	Conv.	Att.	Pct.
UCF	12	76	152	50
Kansas St.	12	86	174	49.43
Oklahoma	12	80	162	49.38
Kansas	12	64	133	48.12
TCU	12	82	176	46.59
Cincinnati	12	74	176	42.05
West Virginia	12	65	161	40.37
Texas Tech	12	68	176	38.64
Texas	13	67	174	38.51
Oklahoma St.	13	72	190	37.89
Iowa St.	12	61	161	37.89
Houston	12	57	156	36.54
Baylor	12	64	177	36.16
BYU	12	45	158	28.48



**2023-24 Big 12 Football
Extended Team Leaders
All games**

1ST DOWNS RUSHING

Team	G	Rush	Pass	Pen	Total	Avg/G
West Virginia	12	152	95	27	274	22.83
UCF	12	140	121	20	281	23.42
Cincinnati	12	138	118	11	267	22.25
Kansas St.	12	130	137	21	288	24
Texas	13	120	167	13	300	23.08
Oklahoma	12	120	162	27	309	25.75
Texas Tech	12	119	123	20	262	21.83
Kansas	12	115	121	21	257	21.42
TCU	12	108	180	13	301	25.08
Oklahoma St.	13	91	165	18	274	21.08
Baylor	12	87	139	12	238	19.83
Houston	12	84	128	18	230	19.17
BYU	12	70	113	18	201	16.75
Iowa St.	12	66	115	12	193	16.08

OPT 3RD-DN CONVERT

Team	G	Conv.	Att.	Pct.
Texas	13	44	166	26.51
Kansas St.	12	47	164	28.66
Oklahoma	12	55	181	30.39
Iowa St.	12	62	177	35.03
West Virginia	12	60	156	38.46
TCU	12	71	180	39.44
UCF	12	63	159	39.62
Cincinnati	12	59	148	39.86
Oklahoma St.	13	78	185	42.16
Kansas	12	66	156	42.31
Texas Tech	12	75	177	42.37
Baylor	12	67	152	44.08
BYU	12	78	173	45.09
Houston	12	78	161	48.45

1ST DOWNS PASSING

Team	G	Rush	Pass	Pen	Total	Avg/G
TCU	12	108	180	13	301	25.08
Texas	13	120	167	13	300	23.08
Oklahoma St.	13	91	165	18	274	21.08
Oklahoma	12	120	162	27	309	25.75
Baylor	12	87	139	12	238	19.83
Kansas St.	12	130	137	21	288	24
Houston	12	84	128	18	230	19.17
Texas Tech	12	119	123	20	262	21.83
UCF	12	140	121	20	281	23.42
Kansas	12	115	121	21	257	21.42
Cincinnati	12	138	118	11	267	22.25
Iowa St.	12	66	115	12	193	16.08
BYU	12	70	113	18	201	16.75
West Virginia	12	152	95	27	274	22.83

4TH-DOWN CONVERSIONS

Team	G	Conv.	Att.	Pct.
Oklahoma	12	13	18	72.22
Iowa St.	12	10	15	66.67
Texas	13	19	30	63.33
Texas Tech	12	22	35	62.86
UCF	12	12	20	60
West Virginia	12	18	34	52.94
Oklahoma St.	13	10	19	52.63
TCU	12	16	32	50
Kansas St.	12	10	20	50
BYU	12	13	26	50
Baylor	12	22	48	45.83
Cincinnati	12	14	31	45.16
Kansas	12	6	17	35.29
Houston	12	7	27	25.93

1ST DOWNS BY PENALTY

Team	G	Rush	Pass	Pen	Total	Avg/G
West Virginia	12	152	95	27	274	22.83
Oklahoma	12	120	162	27	309	25.75
Kansas St.	12	130	137	21	288	24
Kansas	12	115	121	21	257	21.42
UCF	12	140	121	20	281	23.42
Texas Tech	12	119	123	20	262	21.83
Oklahoma St.	13	91	165	18	274	21.08
Houston	12	84	128	18	230	19.17
BYU	12	70	113	18	201	16.75
Texas	13	120	167	13	300	23.08
TCU	12	108	180	13	301	25.08
Iowa St.	12	66	115	12	193	16.08
Baylor	12	87	139	12	238	19.83
Cincinnati	12	138	118	11	267	22.25

OPP 4TH-DN CONVERT

Team	G	Conv.	Att.	Pct.
Oklahoma St.	13	6	25	24
BYU	12	8	22	36.36
TCU	12	12	31	38.71
Kansas St.	12	16	35	45.71
Texas	13	12	26	46.15
Texas Tech	12	11	23	47.83
Baylor	12	11	22	50
Oklahoma	12	18	34	52.94
West Virginia	12	13	24	54.17
UCF	12	13	23	56.52
Iowa St.	12	18	31	58.06
Kansas	12	11	18	61.11
Houston	12	14	22	63.64
Cincinnati	12	12	17	70.59



**2023-24 Big 12 Football
Extended Team Leaders
All games**

OPPONENT 1ST DOWNS

Team	G	Rush	Pass	Pen	Total	Avg/G
Kansas St.	12	73	119	16	208	17.33
Texas	13	66	139	18	223	17.15
West Virginia	12	99	127	12	238	19.83
Iowa St.	12	93	120	25	238	19.83
Cincinnati	12	109	106	23	238	19.83
Baylor	12	104	129	8	241	20.08
Oklahoma	12	91	129	23	243	20.25
Kansas	12	104	122	18	244	20.33
Texas Tech	12	105	127	21	253	21.08
TCU	12	102	124	27	253	21.08
Oklahoma St.	13	115	132	13	260	20
BYU	12	109	134	17	260	21.67
UCF	12	122	122	18	262	21.83
Houston	12	119	143	12	274	22.83



**2023-24 Big 12 Football
Extended Team Leaders
All games**

SACKS BY

Team	G	No.	Yards	Avg/G
Texas	13	32	220	2.46
UCF	12	27	210	2.25
West Virginia	12	26	170	2.17
TCU	12	26	168	2.17
Houston	12	26	145	2.17
Oklahoma St.	13	25	140	1.92
Kansas	12	25	150	2.08
Kansas St.	12	24	178	2
Texas Tech	12	22	137	1.83
Iowa St.	12	21	129	1.75
Oklahoma	12	19	118	1.58
Cincinnati	12	18	116	1.5
Baylor	12	18	110	1.5
BYU	12	11	105	0.92

KICKOFF COVERAGE

Team	G	No	Yards	Avg.	Ret.	TB	NetAvg
Texas	13	92	5870	63.8	614	45	45.72
Baylor	12	59	3658	62	529	17	36.14
Oklahoma St.	13	79	4938	62.51	303	40	40.95
BYU	12	55	3461	62.93	327	34	35.71
Texas Tech	12	64	4083	63.8	420	40	35.8
Iowa St.	12	67	4115	61.42	563	29	44.49
Oklahoma	12	91	5641	61.99	413	49	42.9
Kansas	12	77	4776	62.03	211	56	36.27
Kansas St.	12	82	4978	60.71	697	34	44.44
Houston	12	51	3148	61.73	546	21	38.49
TCU	12	71	4412	62.14	449	46	35.94
UCF	12	72	4333	60.18	567	38	42.25
Cincinnati	12	61	3683	60.38	501	26	45.07
West Virginia	12	71	4383	61.73	953	21	49.27

SACKS AGAINST

Team	G	No.	Yards	Avg/G
West Virginia	12	9	53	0.75
Iowa St.	12	12	65	1
Oklahoma St.	13	13	91	1
Kansas	12	15	122	1.25
Oklahoma	12	17	97	1.42
Kansas St.	12	17	117	1.42
TCU	12	19	104	1.58
BYU	12	19	139	1.58
UCF	12	22	165	1.83
Texas Tech	12	23	170	1.92
Texas	13	26	156	2
Houston	12	27	184	2.25
Cincinnati	12	27	150	2.25
Baylor	12	34	250	2.83

RED ZONE OFFENSE

Team	G	Scores	Pct.	TDs	(R-P)	FGs	TurnO
Iowa St.	12	29 - 31	93.55	19	10 - 9	10 - 12	0
Kansas St.	12	55 - 61	90.16	48	28 - 20	7 - 9	4
Oklahoma	12	57 - 64	89.06	44	28 - 16	13 - 17	3
Oklahoma St.	13	50 - 57	87.72	33	22 - 11	17 - 20	4
Kansas	12	40 - 46	86.96	31	21 - 10	9 - 11	3
Texas Tech	12	38 - 45	84.44	29	15 - 14	9 - 9	6
West Virginia	12	45 - 54	83.33	34	28 - 6	11 - 11	7
BYU	12	30 - 37	81.08	23	13 - 10	7 - 9	5
Texas	13	44 - 55	80.00	27	16 - 11	17 - 19	8
UCF	12	38 - 48	79.17	31	22 - 9	7 - 10	4
Houston	12	27 - 35	77.14	21	8 - 13	6 - 6	6
Cincinnati	12	33 - 43	76.74	22	12 - 10	11 - 14	6
Baylor	12	35 - 47	74.47	22	13 - 9	13 - 17	7
TCU	12	37 - 51	72.55	30	13 - 17	7 - 7	13

PENALTIES

Team	G	No.	Yards	Avg/G
Baylor	12	49	347	28.92
Oklahoma St.	13	65	531	40.85
Kansas St.	12	57	513	42.75
BYU	12	64	516	43
Kansas	12	55	524	43.67
West Virginia	12	58	532	44.33
Iowa St.	12	60	550	45.83
Houston	12	68	590	49.17
UCF	12	72	597	49.75
Texas	13	82	665	51.15
Cincinnati	12	68	631	52.58
Texas Tech	12	67	634	52.83
TCU	12	74	643	53.58
Oklahoma	12	80	684	57

RED ZONE DEFENSE

Team	G	Scores	Pct.	TDs	(R-P)	FGs	TurnO
Texas	13	25 - 35	71.43	16	5 - 11	9 - 10	7
Iowa St.	12	28 - 37	75.68	20	11 - 9	8 - 9	6
Oklahoma	12	31 - 39	79.49	21	10 - 11	10 - 12	6
Baylor	12	36 - 45	80.00	28	17 - 11	8 - 10	6
UCF	12	41 - 51	80.39	28	21 - 7	13 - 18	4
Kansas St.	12	25 - 31	80.65	13	8 - 5	12 - 13	4
Houston	12	40 - 49	81.63	34	25 - 9	6 - 9	4
BYU	12	38 - 46	82.61	26	15 - 11	12 - 13	6
Texas Tech	12	40 - 48	83.33	25	15 - 10	15 - 16	5
West Virginia	12	32 - 38	84.21	24	12 - 12	8 - 12	2
Oklahoma St.	13	28 - 33	84.85	23	14 - 9	5 - 7	3
TCU	12	39 - 45	86.67	26	18 - 8	13 - 13	6
Cincinnati	12	40 - 46	86.96	30	16 - 14	10 - 12	3
Kansas	12	46 - 47	97.87	32	20 - 12	14 - 14	1



OPPONENT PENALTIES

Team	G	No.	Yards	Avg/G
BYU	12	89	732	61
West Virginia	12	74	677	56.42
Kansas St.	12	69	634	52.83
Oklahoma	12	72	582	48.5
Houston	12	64	567	47.25
Oklahoma St.	13	77	613	47.15
Kansas	12	60	560	46.67
Texas Tech	12	65	551	45.92
Baylor	12	57	509	42.42
UCF	12	56	477	39.75
TCU	12	59	466	38.83
Iowa St.	12	54	466	38.83
Cincinnati	12	60	437	36.42
Texas	13	58	446	34.31

TIME OF POSSESSION

Team	G	Total possession	Avg/G
West Virginia	12	399:36	33:18
Cincinnati	12	383:37	31:58
Kansas St.	12	383:20	31:56
Texas	13	413:24	31:48
Baylor	12	380:24	31:42
Kansas	12	364:24	30:22
Oklahoma St.	13	383:29	29:30
Iowa St.	12	353:27	29:27
Oklahoma	12	349:12	29:06
UCF	12	348:55	29:05
Texas Tech	12	340:16	28:22
BYU	12	339:53	28:19
Houston	12	335:47	27:59
TCU	12	328:03	27:20



**2023-24 Big 12 Football
Conference Individual Game Highs
All games**

INDIVIDUAL PLAYER GAME HIGHS

Points scored	
30	Ollie Gordon (Oklahoma St.) vs BYU (11/25/2023)
30	Avery Johnson (Kansas St.) at Texas Tech (10/14/2023)
Touchdowns	
5	Ollie Gordon (Oklahoma St.) vs BYU (11/25/2023)
5	Avery Johnson (Kansas St.) at Texas Tech (10/14/2023)
TD responsibility	
8	Dillon Gabriel (Oklahoma) vs West Virginia (11/11/2023) [3r,5p]
Points scored kicking	
21	Bert Auburn (Texas) vs Texas Tech (11/24/2023) [5fg,6pat]
Total offense yards	
473	Dillon Gabriel (Oklahoma) vs West Virginia (11/11/2023) [50r,423p]
465	Josh Hoover (TCU) vs BYU (10/14/2023) [26r,439p]
Total offense plays	
62	Tyler Shough (Texas Tech) at Wyoming (09/02/2023) [15r,47p]
61	Josh Hoover (TCU) at Oklahoma (11/24/2023) [3r,58p]
61	Tyler Shough (Texas Tech) vs Oregon (09/09/2023) [23r,38p]
Total offense yards/play	
42	Jaylin Noel (Iowa St.) vs Kansas (11/04/2023) [42-1]
39	Xavier Townsend (UCF) at Boise St. (09/09/2023) [39-1]
Rushing yards	
282	Ollie Gordon (Oklahoma St.) at West Virginia (10/21/2023)
276	Abu Sama (Iowa St.) at Kansas St. (11/25/2023)
Rushing attempts	
34	Ollie Gordon (Oklahoma St.) vs BYU (11/25/2023)
33	Tahj Brooks (Texas Tech) at Kansas (11/11/2023)
33	Ollie Gordon (Oklahoma St.) vs Oklahoma (11/04/2023)
Yards per rush	
54	Jake Strong (Texas Tech) vs Kansas St. (10/14/2023) [54-1]
39	Xavier Townsend (UCF) at Boise St. (09/09/2023) [39-1]
Rushing TDs	
5	Ollie Gordon (Oklahoma St.) vs BYU (11/25/2023)
5	Avery Johnson (Kansas St.) at Texas Tech (10/14/2023)
Longest rush	
92	RJ Harvey (UCF) vs Oklahoma St. (11/11/2023)
79	Johnny Richardson (UCF) vs Baylor (09/30/2023)
Passing yards	
452	Quinn Ewers (Texas) vs Oklahoma St. (N) (12/02/2023)
439	Josh Hoover (TCU) vs BYU (10/14/2023)
Passing attempts	
58	Josh Hoover (TCU) at Oklahoma (11/24/2023)
58	Josh Hoover (TCU) vs BYU (10/14/2023)
Passing TDs	
5	Dillon Gabriel (Oklahoma) vs West Virginia (11/11/2023)
5	Jason Bean (Kansas) at Oklahoma St. (10/14/2023)
5	Dillon Gabriel (Oklahoma) at Tulsa (09/16/2023)
5	Emory Jones (Cincinnati) vs Eastern Ky. (09/02/2023)
Longest pass	
86	John Rhys Plumlee (UCF) at Oklahoma (10/21/2023)
82	Rocco Becht (Iowa St.) at Kansas St. (11/25/2023)
Passes completed	
37	Josh Hoover (TCU) vs BYU (10/14/2023)



**2023-24 Big 12 Football
Conference Individual Game Highs
All games**

35	Quinn Ewers (Texas) vs Oklahoma St. (N) (12/02/2023)
Had intercepted	
3	Behren Morton (Texas Tech) at Texas (11/24/2023)
3	Donovan Smith (Houston) vs Cincinnati (11/11/2023)
3	Alan Bowman (Oklahoma St.) at UCF (11/11/2023)
3	John Rhys Plumlee (UCF) vs West Virginia (10/28/2023)
3	Jake Strong (Texas Tech) at BYU (10/21/2023)
3	Jake Strong (Texas Tech) vs Kansas St. (10/14/2023)
3	Will Howard (Kansas St.) at Oklahoma St. (10/06/2023)
3	Tyler Shough (Texas Tech) vs Oregon (09/09/2023)
Pass completion pct	
100	Maalik Murphy (Texas) vs Oklahoma St. (N) (12/02/2023) [1-1]
100	Ryan Montgomery (Cincinnati) vs Kansas (11/25/2023) [1-1]
100	Ryan Rehkow (BYU) at Oklahoma St. (11/25/2023) [1-1]
100	Ui Ale (Houston) at UCF (11/25/2023) [1-1]
100	Joseph Manjack IV (Houston) vs Oklahoma St. (11/18/2023) [1-1]
100	Sawyer Robertson (Baylor) at TCU (11/18/2023) [1-1]
100	Parker Kingston (BYU) vs Iowa St. (11/11/2023) [1-1]
100	Timmy McClain (UCF) vs Oklahoma St. (11/11/2023) [1-1]
100	Jordan Nabors (Baylor) at Kansas St. (11/11/2023) [1-1]
100	Nicco Marchiol (West Virginia) vs BYU (11/04/2023) [4-4]
100	Jaylin Noel (Iowa St.) vs Kansas (11/04/2023) [1-1]
100	Nicco Marchiol (West Virginia) at UCF (10/28/2023) [1-1]
100	Jake Rubley (Kansas St.) vs Houston (10/28/2023) [1-1]
100	Ryan Sanborn (Texas) at Houston (10/21/2023) [1-1]
100	Grant Tisdale (TCU) vs BYU (10/14/2023) [1-1]
100	Savion Red (Texas) vs Oklahoma (N) (10/07/2023) [1-1]
100	Brennan Presley (Oklahoma St.) vs Kansas St. (10/06/2023) [1-1]
100	J.J. Kohl (Iowa St.) at Oklahoma (09/30/2023) [4-4]
100	LJ Martin (BYU) vs Cincinnati (09/29/2023) [1-1]
100	Xavier Worthy (Texas) at Baylor (09/23/2023) [1-1]
100	Traylon Ray (West Virginia) vs Texas Tech (09/23/2023) [1-1]
100	Parker Kingston (BYU) at Arkansas (09/16/2023) [1-1]
100	Braden Smith (Cincinnati) at Pittsburgh (09/09/2023) [1-1]
100	Treshaun Ward (Kansas St.) vs Southeast Mo. St. (09/02/2023) [1-1]
100	Brady Lichtenberg (Cincinnati) vs Eastern Ky. (09/02/2023) [4-4]
100	Jackson Arnold (Oklahoma) vs Arkansas St. (09/02/2023) [11-11]
Pass yards/attempt	
42	Jaylin Noel (Iowa St.) vs Kansas (11/04/2023) [42-1]
37	Parker Kingston (BYU) at Arkansas (09/16/2023) [37-1]
Pass yards/catch	
58	Ui Ale (Houston) vs Sam Houston (09/23/2023) [58-1]
42	Jaylin Noel (Iowa St.) vs Kansas (11/04/2023) [42-1]
Receiving yards	
189	Brennan Presley (Oklahoma St.) at Houston (11/18/2023)
178	Jared Wiley (TCU) vs Baylor (11/18/2023)
Receptions	
15	Brennan Presley (Oklahoma St.) at Houston (11/18/2023)
12	Drake Stoops (Oklahoma) vs TCU (11/24/2023)
12	Drake Stoops (Oklahoma) at Oklahoma St. (11/04/2023)
12	Xzavier Henderson (Cincinnati) vs Miami (OH) (09/16/2023)
Yards per catch	
139	Jaylin Noel (Iowa St.) at Kansas St. (11/25/2023) [3-160]
122	Ollie Gordon (Oklahoma St.) vs Kansas (10/14/2023) [6-116]
Receiving TDs	
3	Drake Stoops (Oklahoma) vs West Virginia (11/11/2023)



**2023-24 Big 12 Football
Conference Individual Game Highs
All games**

3	Kobe Hudson (UCF) vs Oklahoma St. (11/11/2023)
3	Nic Anderson (Oklahoma) at Tulsa (09/16/2023)
3	Hudson Clement (West Virginia) vs Duquesne (09/09/2023)
Longest reception	
86	Javon Baker (UCF) at Oklahoma (10/21/2023)
82	Jaylin Noel (Iowa St.) at Kansas St. (11/25/2023)
Field goal attempts	
6	Alex Hale (Oklahoma St.) vs Kansas St. (10/06/2023)
5	Bert Auburn (Texas) vs Texas Tech (11/24/2023)
5	Alex Hale (Oklahoma St.) vs Kansas (10/14/2023)
5	Griffin Kell (TCU) at Houston (09/16/2023)
5	Gino Garcia (Texas Tech) at Wyoming (09/02/2023)
Field goals made	
5	Bert Auburn (Texas) vs Texas Tech (11/24/2023)
5	Alex Hale (Oklahoma St.) vs Kansas St. (10/06/2023)
Longest field goal	
57	Griffin Kell (TCU) vs Nicholls (09/09/2023)
56	Griffin Kell (TCU) vs Texas (11/11/2023)
56	Chase Contreras (Iowa St.) vs UNI (09/02/2023)
Field goal pct	
100	Chris Tennant (Kansas St.) vs Iowa St. (11/25/2023) [2-2]
100	Michael Hayes (West Virginia) at Baylor (11/25/2023) [2-2]
100	Alex Hale (Oklahoma St.) vs BYU (11/25/2023) [2-2]
100	Will Ferrin (BYU) at Oklahoma St. (11/25/2023) [2-2]
100	Jack Martin (Houston) at UCF (11/25/2023) [2-2]
100	Bert Auburn (Texas) vs Texas Tech (11/24/2023) [5-5]
100	Griffin Kell (TCU) at Oklahoma (11/24/2023) [1-1]
100	Zach Schmit (Oklahoma) vs TCU (11/24/2023) [2-2]
100	Bert Auburn (Texas) at Iowa St. (11/18/2023) [3-3]
100	Gino Garcia (Texas Tech) vs UCF (11/18/2023) [1-1]
100	Alex Hale (Oklahoma St.) at Houston (11/18/2023) [3-3]
100	Isaiah Hankins (Baylor) at TCU (11/18/2023) [1-1]
100	Will Ferrin (BYU) vs Oklahoma (11/18/2023) [1-1]
100	Chase Contreras (Iowa St.) at BYU (11/11/2023) [1-1]
100	Bert Auburn (Texas) at TCU (11/11/2023) [3-3]
100	Griffin Kell (TCU) vs Texas (11/11/2023) [2-2]
100	Carter Brown (Cincinnati) at Houston (11/11/2023) [1-1]
100	Zach Schmit (Oklahoma) vs West Virginia (11/11/2023) [1-1]
100	Alex Hale (Oklahoma St.) at UCF (11/11/2023) [1-1]
100	Colton Boomer (UCF) vs Oklahoma St. (11/11/2023) [1-1]
100	Chris Tennant (Kansas St.) vs Baylor (11/11/2023) [1-1]
100	Seth Keller (Kansas) vs Texas Tech (11/11/2023) [2-2]
100	Michael Hayes (West Virginia) vs BYU (11/04/2023) [3-3]
100	Chase Contreras (Iowa St.) vs Kansas (11/04/2023) [2-2]
100	Carter Brown (Cincinnati) vs UCF (11/04/2023) [2-2]
100	Alex Hale (Oklahoma St.) vs Oklahoma (11/04/2023) [2-2]
100	Bert Auburn (Texas) vs Kansas St. (11/04/2023) [4-4]
100	Gino Garcia (Texas Tech) vs TCU (11/02/2023) [2-2]
100	Will Ferrin (BYU) at Texas (10/28/2023) [2-2]
100	Chase Contreras (Iowa St.) at Baylor (10/28/2023) [3-3]
100	Michael Hayes (West Virginia) at UCF (10/28/2023) [2-2]
100	Griffin Kell (TCU) at Kansas St. (10/21/2023) [1-1]
100	Chris Tennant (Kansas St.) vs TCU (10/21/2023) [2-2]
100	Will Ferrin (BYU) vs Texas Tech (10/21/2023) [2-2]
100	Michael Hayes (West Virginia) vs Oklahoma St. (10/21/2023) [2-2]
100	Jack Martin (Houston) vs Texas (10/21/2023) [1-1]



**2023-24 Big 12 Football
Conference Individual Game Highs
All games**

- 100 Bert Auburn (Texas) at Houston (10/21/2023) [1-1]
- 100 Isaiah Hankins (Baylor) at Cincinnati (10/21/2023) [4-4]
- 100 Colton Boomer (UCF) at Oklahoma (10/21/2023) [3-3]
- 100 Chris Tennant (Kansas St.) at Texas Tech (10/14/2023) [1-1]
- 100 Griffin Kell (TCU) vs BYU (10/14/2023) [3-3]
- 100 Will Ferrin (BYU) at TCU (10/14/2023) [1-1]
- 100 Chase Contreras (Iowa St.) at Cincinnati (10/14/2023) [3-3]
- 100 Carter Brown (Cincinnati) vs Iowa St. (10/14/2023) [1-1]
- 100 Michael Hayes (West Virginia) at Houston (10/12/2023) [1-1]
- 100 Gino Garcia (Texas Tech) at Baylor (10/07/2023) [1-1]
- 100 Isaiah Hankins (Baylor) vs Texas Tech (10/07/2023) [2-2]
- 100 Bert Auburn (Texas) vs Oklahoma (N) (10/07/2023) [3-3]
- 100 Chase Contreras (Iowa St.) at Oklahoma (09/30/2023) [2-2]
- 100 Carter Brown (Cincinnati) at BYU (09/29/2023) [2-2]
- 100 Isaiah Hankins (Baylor) vs Texas (09/23/2023) [2-2]
- 100 Michael Hayes (West Virginia) vs Texas Tech (09/23/2023) [2-2]
- 100 Gino Garcia (Texas Tech) at West Virginia (09/23/2023) [2-2]
- 100 Alex Hale (Oklahoma St.) at Iowa St. (09/23/2023) [2-2]
- 100 Chase Contreras (Iowa St.) vs Oklahoma St. (09/23/2023) [2-2]
- 100 Seth Keller (Kansas) vs BYU (09/23/2023) [1-1]
- 100 Will Ferrin (BYU) at Kansas (09/23/2023) [2-2]
- 100 Zach Schmit (Oklahoma) at Cincinnati (09/23/2023) [2-2]
- 100 Griffin Kell (TCU) vs SMU (09/23/2023) [2-2]
- 100 Seth Keller (Kansas) at Nevada (09/16/2023) [1-1]
- 100 Michael Hayes (West Virginia) vs Pittsburgh (09/16/2023) [1-1]
- 100 Bert Auburn (Texas) vs Wyoming (09/16/2023) [1-1]
- 100 Colton Boomer (UCF) vs Villanova (09/16/2023) [2-2]
- 100 Gino Garcia (Texas Tech) vs Tarleton St. (09/16/2023) [2-2]
- 100 Zach Schmit (Oklahoma) at Tulsa (09/16/2023) [1-1]
- 100 Griffin Kell (TCU) vs Nicholls (09/09/2023) [2-2]
- 100 Carter Brown (Cincinnati) at Pittsburgh (09/09/2023) [2-2]
- 100 Colton Boomer (UCF) at Boise St. (09/09/2023) [4-4]
- 100 Seth Keller (Kansas) vs Illinois (09/08/2023) [2-2]
- 100 Alex Hale (Oklahoma St.) vs Central Ark. (09/02/2023) [2-2]
- 100 Chris Tennant (Kansas St.) vs Southeast Mo. St. (09/02/2023) [1-1]
- 100 Carter Brown (Cincinnati) vs Eastern Ky. (09/02/2023) [1-1]
- 100 Chase Contreras (Iowa St.) vs UNI (09/02/2023) [1-1]
- 100 Zach Schmit (Oklahoma) vs Arkansas St. (09/02/2023) [1-1]
- 100 Seth Keller (Kansas) vs Missouri St. (09/01/2023) [2-2]

PAT kicks attempted

- 9 Zach Schmit (Oklahoma) vs TCU (11/24/2023)
- 9 Zach Schmit (Oklahoma) at Tulsa (09/16/2023)
- 9 Carter Brown (Cincinnati) vs Eastern Ky. (09/02/2023)

PAT kicks made

- 9 Zach Schmit (Oklahoma) vs TCU (11/24/2023)
- 9 Zach Schmit (Oklahoma) at Tulsa (09/16/2023)
- 9 Carter Brown (Cincinnati) vs Eastern Ky. (09/02/2023)

PAT kicks pct

- 100 Bert Auburn (Texas) vs Oklahoma St. (N) (12/02/2023) [7-7]
- 100 Logan Ward (Oklahoma St.) vs Texas (N) (12/02/2023) [3-3]
- 100 Seth Keller (Kansas) at Cincinnati (11/25/2023) [6-6]
- 100 Carter Brown (Cincinnati) vs Kansas (11/25/2023) [1-1]
- 100 Owen Piepergerdes (Kansas) at Cincinnati (11/25/2023) [1-1]
- 100 Chris Tennant (Kansas St.) vs Iowa St. (11/25/2023) [3-3]
- 100 Chase Contreras (Iowa St.) at Kansas St. (11/25/2023) [6-6]
- 100 Isaiah Hankins (Baylor) vs West Virginia (11/25/2023) [4-4]



2023-24 Big 12 Football
Conference Individual Game Highs
All games

100 Michael Hayes (West Virginia) at Baylor (11/25/2023) [4-4]
100 Will Ferrin (BYU) at Oklahoma St. (11/25/2023) [4-4]
100 Jack Martin (Houston) at UCF (11/25/2023) [1-1]
100 Bert Auburn (Texas) vs Texas Tech (11/24/2023) [6-6]
100 Gino Garcia (Texas Tech) at Texas (11/24/2023) [1-1]
100 Zach Schmit (Oklahoma) vs TCU (11/24/2023) [9-9]
100 Bert Auburn (Texas) at Iowa St. (11/18/2023) [1-1]
100 Chris Tennant (Kansas St.) at Kansas (11/18/2023) [3-3]
100 Gino Garcia (Texas Tech) vs UCF (11/18/2023) [3-3]
100 Jack Martin (Houston) vs Oklahoma St. (11/18/2023) [4-4]
100 Michael Hayes (West Virginia) vs Cincinnati (11/18/2023) [6-6]
100 Carter Brown (Cincinnati) at West Virginia (11/18/2023) [3-3]
100 Griffin Kell (TCU) vs Baylor (11/18/2023) [6-6]
100 Isaiah Hankins (Baylor) at TCU (11/18/2023) [2-2]
100 Zach Schmit (Oklahoma) at BYU (11/18/2023) [4-4]
100 Will Ferrin (BYU) vs Oklahoma (11/18/2023) [3-3]
100 Will Ferrin (BYU) vs Iowa St. (11/11/2023) [1-1]
100 Chase Contreras (Iowa St.) at BYU (11/11/2023) [6-6]
100 Bert Auburn (Texas) at TCU (11/11/2023) [2-2]
100 Griffin Kell (TCU) vs Texas (11/11/2023) [2-2]
100 Carter Brown (Cincinnati) at Houston (11/11/2023) [3-3]
100 Michael Hayes (West Virginia) at Oklahoma (11/11/2023) [2-2]
100 Zach Schmit (Oklahoma) vs West Virginia (11/11/2023) [8-8]
100 Jack Martin (Houston) vs Cincinnati (11/11/2023) [2-2]
100 Colton Boomer (UCF) vs Oklahoma St. (11/11/2023) [6-6]
100 Chris Tennant (Kansas St.) vs Baylor (11/11/2023) [8-8]
100 Seth Keller (Kansas) vs Texas Tech (11/11/2023) [1-1]
100 Gino Garcia (Texas Tech) at Kansas (11/11/2023) [1-1]
100 Michael Hayes (West Virginia) vs BYU (11/04/2023) [4-4]
100 Will Ferrin (BYU) at West Virginia (11/04/2023) [1-1]
100 Seth Keller (Kansas) at Iowa St. (11/04/2023) [2-2]
100 Chase Contreras (Iowa St.) vs Kansas (11/04/2023) [1-1]
100 Owen Piepergerdes (Kansas) at Iowa St. (11/04/2023) [2-2]
100 Carter Brown (Cincinnati) vs UCF (11/04/2023) [2-2]
100 Colton Boomer (UCF) at Cincinnati (11/04/2023) [4-4]
100 Jack Martin (Houston) at Baylor (11/04/2023) [2-2]
100 Isaiah Hankins (Baylor) vs Houston (11/04/2023) [3-3]
100 Alex Hale (Oklahoma St.) vs Oklahoma (11/04/2023) [3-3]
100 Zach Schmit (Oklahoma) at Oklahoma St. (11/04/2023) [3-3]
100 Bert Auburn (Texas) vs Kansas St. (11/04/2023) [3-3]
100 Chris Tennant (Kansas St.) at Texas (11/04/2023) [3-3]
100 Gino Garcia (Texas Tech) vs TCU (11/02/2023) [3-3]
100 Griffin Kell (TCU) at Texas Tech (11/02/2023) [4-4]
100 Alex Hale (Oklahoma St.) vs Cincinnati (10/28/2023) [6-6]
100 Carter Brown (Cincinnati) at Oklahoma St. (10/28/2023) [1-1]
100 Bert Auburn (Texas) vs BYU (10/28/2023) [5-5]
100 Chase Contreras (Iowa St.) at Baylor (10/28/2023) [3-3]
100 Michael Hayes (West Virginia) at UCF (10/28/2023) [5-5]
100 Colton Boomer (UCF) vs West Virginia (10/28/2023) [4-4]
100 Chris Tennant (Kansas St.) vs Houston (10/28/2023) [5-5]
100 Zach Schmit (Oklahoma) at Kansas (10/28/2023) [3-3]
100 Seth Keller (Kansas) vs Oklahoma (10/28/2023) [2-2]
100 Chris Tennant (Kansas St.) vs TCU (10/21/2023) [5-5]
100 Gino Garcia (Texas Tech) at BYU (10/21/2023) [2-2]
100 Will Ferrin (BYU) vs Texas Tech (10/21/2023) [3-3]
100 Alex Hale (Oklahoma St.) at West Virginia (10/21/2023) [6-6]
100 Michael Hayes (West Virginia) vs Oklahoma St. (10/21/2023) [4-4]



2023-24 Big 12 Football
Conference Individual Game Highs
All games

100 Bert Auburn (Texas) at Houston (10/21/2023) [4-4]
100 Jack Martin (Houston) vs Texas (10/21/2023) [3-3]
100 Carter Brown (Cincinnati) vs Baylor (10/21/2023) [3-3]
100 Isaiah Hankins (Baylor) at Cincinnati (10/21/2023) [2-2]
100 Colton Boomer (UCF) at Oklahoma (10/21/2023) [2-2]
100 Zach Schmit (Oklahoma) vs UCF (10/21/2023) [4-4]
100 Chris Tennant (Kansas St.) at Texas Tech (10/14/2023) [5-5]
100 Gino Garcia (Texas Tech) vs Kansas St. (10/14/2023) [3-3]
100 Griffin Kell (TCU) vs BYU (10/14/2023) [5-5]
100 Alex Hale (Oklahoma St.) vs Kansas (10/14/2023) [3-3]
100 Owen Piepergerdes (Kansas) at Oklahoma St. (10/14/2023) [1-1]
100 Chase Contreras (Iowa St.) at Cincinnati (10/14/2023) [3-3]
100 Carter Brown (Cincinnati) vs Iowa St. (10/14/2023) [1-1]
100 Michael Hayes (West Virginia) at Houston (10/12/2023) [4-4]
100 Jack Martin (Houston) vs West Virginia (10/12/2023) [5-5]
100 Griffin Kell (TCU) at Iowa St. (10/07/2023) [2-2]
100 Gino Garcia (Texas Tech) at Baylor (10/07/2023) [4-4]
100 Chase Contreras (Iowa St.) vs TCU (10/07/2023) [3-3]
100 Colton Boomer (UCF) at Kansas (10/07/2023) [2-2]
100 Owen Piepergerdes (Kansas) vs UCF (10/07/2023) [1-1]
100 Seth Keller (Kansas) vs UCF (10/07/2023) [5-5]
100 Bert Auburn (Texas) vs Oklahoma (N) (10/07/2023) [3-3]
100 Zach Schmit (Oklahoma) vs Texas (N) (10/07/2023) [4-4]
100 Alex Hale (Oklahoma St.) vs Kansas St. (10/06/2023) [2-2]
100 Chris Tennant (Kansas St.) at Oklahoma St. (10/06/2023) [1-1]
100 Michael Hayes (West Virginia) at TCU (09/30/2023) [3-3]
100 Griffin Kell (TCU) vs West Virginia (09/30/2023) [3-3]
100 Zach Schmit (Oklahoma) vs Iowa St. (09/30/2023) [6-6]
100 Chase Contreras (Iowa St.) at Oklahoma (09/30/2023) [2-2]
100 Colton Boomer (UCF) vs Baylor (09/30/2023) [5-5]
100 Isaiah Hankins (Baylor) at UCF (09/30/2023) [2-2]
100 Bert Auburn (Texas) vs Kansas (09/30/2023) [4-4]
100 Seth Keller (Kansas) at Texas (09/30/2023) [2-2]
100 Jack Martin (Houston) at Texas Tech (09/30/2023) [4-4]
100 Gino Garcia (Texas Tech) vs Houston (09/30/2023) [7-7]
100 Carter Brown (Cincinnati) at BYU (09/29/2023) [3-3]
100 Will Ferrin (BYU) vs Cincinnati (09/29/2023) [5-5]
100 Colton Boomer (UCF) at Kansas St. (09/23/2023) [4-4]
100 Bert Auburn (Texas) at Baylor (09/23/2023) [5-5]
100 Jack Martin (Houston) vs Sam Houston (09/23/2023) [5-5]
100 Michael Hayes (West Virginia) vs Texas Tech (09/23/2023) [2-2]
100 Gino Garcia (Texas Tech) at West Virginia (09/23/2023) [1-1]
100 Alex Hale (Oklahoma St.) at Iowa St. (09/23/2023) [3-3]
100 Chase Contreras (Iowa St.) vs Oklahoma St. (09/23/2023) [4-4]
100 Seth Keller (Kansas) vs BYU (09/23/2023) [5-5]
100 Will Ferrin (BYU) at Kansas (09/23/2023) [3-3]
100 Zach Schmit (Oklahoma) at Cincinnati (09/23/2023) [2-2]
100 Griffin Kell (TCU) vs SMU (09/23/2023) [4-4]
100 Michael Hayes (West Virginia) vs Pittsburgh (09/16/2023) [2-2]
100 Seth Keller (Kansas) at Nevada (09/16/2023) [4-4]
100 Jack Martin (Houston) vs TCU (09/16/2023) [1-1]
100 Carter Brown (Cincinnati) vs Miami (OH) (09/16/2023) [1-1]
100 Bert Auburn (Texas) vs Wyoming (09/16/2023) [4-4]
100 Will Ferrin (BYU) at Arkansas (09/16/2023) [5-5]
100 Colton Boomer (UCF) vs Villanova (09/16/2023) [6-6]
100 Alex Hale (Oklahoma St.) vs South Alabama (09/16/2023) [1-1]
100 Gino Garcia (Texas Tech) vs Tarleton St. (09/16/2023) [5-5]



**2023-24 Big 12 Football
Conference Individual Game Highs
All games**

- 100 Zach Schmit (Oklahoma) at Tulsa (09/16/2023) [9-9]
- 100 Chase Contreras (Iowa St.) at Ohio (09/16/2023) [1-1]
- 100 Chris Tennant (Kansas St.) at Missouri (09/16/2023) [3-3]
- 100 Isaiah Hankins (Baylor) vs LIU (09/16/2023) [4-4]
- 100 Alex Hale (Oklahoma St.) at Arizona St. (09/09/2023) [3-3]
- 100 Griffin Kell (TCU) vs Nicholls (09/09/2023) [5-5]
- 100 Carter Brown (Cincinnati) at Pittsburgh (09/09/2023) [3-3]
- 100 Jack Martin (Houston) at Rice (09/09/2023) [5-5]
- 100 Gino Garcia (Texas Tech) vs Oregon (09/09/2023) [3-3]
- 100 Michael Hayes (West Virginia) vs Duquesne (09/09/2023) [6-6]
- 100 Danny King (West Virginia) vs Duquesne (09/09/2023) [2-2]
- 100 Bert Auburn (Texas) at Alabama (09/09/2023) [4-4]
- 100 Zach Schmit (Oklahoma) vs SMU (09/09/2023) [4-4]
- 100 Chase Contreras (Iowa St.) vs Iowa (09/09/2023) [1-1]
- 100 Isaiah Hankins (Baylor) vs Utah (09/09/2023) [1-1]
- 100 Chris Tennant (Kansas St.) vs Troy (09/09/2023) [6-6]
- 100 Seth Keller (Kansas) vs Illinois (09/08/2023) [4-4]
- 100 Will Ferrin (BYU) vs Sam Houston (09/02/2023) [2-2]
- 100 Michael Hayes (West Virginia) at Penn St. (09/02/2023) [1-1]
- 100 Chris Tennant (Kansas St.) vs Southeast Mo. St. (09/02/2023) [5-5]
- 100 Jack Martin (Houston) vs UTSA (09/02/2023) [2-2]
- 100 Isaiah Hankins (Baylor) vs Texas St. (09/02/2023) [2-2]
- 100 Alex Hale (Oklahoma St.) vs Central Ark. (09/02/2023) [3-3]
- 100 Leyton Simmering (Kansas St.) vs Southeast Mo. St. (09/02/2023) [1-1]
- 100 Gino Garcia (Texas Tech) at Wyoming (09/02/2023) [3-3]
- 100 Carter Brown (Cincinnati) vs Eastern Ky. (09/02/2023) [9-9]
- 100 Bert Auburn (Texas) vs Rice (09/02/2023) [4-4]
- 100 Chase Contreras (Iowa St.) vs UNI (09/02/2023) [3-3]
- 100 Gavin Marshall (Oklahoma) vs Arkansas St. (09/02/2023) [2-2]
- 100 Zach Schmit (Oklahoma) vs Arkansas St. (09/02/2023) [8-8]
- 100 Griffin Kell (TCU) vs Colorado (09/02/2023) [6-6]
- 100 Seth Keller (Kansas) vs Missouri St. (09/01/2023) [5-5]
- 100 Owen Piepergerdes (Kansas) vs Missouri St. (09/01/2023) [1-1]
- 100 Colton Boomer (UCF) vs Kent St. (08/31/2023) [8-8]

Punts

- 9 Ryan Rehkow (BYU) vs Sam Houston (09/02/2023)
- 8 Ryan Rehkow (BYU) at Oklahoma St. (11/25/2023)
- 8 Austin McNamara (Texas Tech) at Texas (11/24/2023)
- 8 Ryan Rehkow (BYU) vs Texas Tech (10/21/2023)
- 8 Tyler Perkins (Iowa St.) vs Oklahoma St. (09/23/2023)
- 8 Hudson Kaak (Oklahoma St.) at Iowa St. (09/23/2023)
- 8 Wes Pahl (Oklahoma St.) vs South Alabama (09/16/2023)
- 8 Tyler Perkins (Iowa St.) vs UNI (09/02/2023)

Yards punted

- 447 Ryan Rehkow (BYU) vs Sam Houston (09/02/2023) [9-447]
- 378 Tyler Perkins (Iowa St.) vs UNI (09/02/2023) [8-378]

Longest punt

- 70 Ryan Rehkow (BYU) vs Texas Tech (10/21/2023)
- 70 Tyler Perkins (Iowa St.) vs UNI (09/02/2023)

Punting avg

- 57 Jack Blumer (Kansas St.) vs UCF (09/23/2023) [57-1]

Punt returns

- 6 Xavier Townsend (UCF) vs Villanova (09/16/2023)
- 5 Hobbs Nyberg (BYU) vs Sam Houston (09/02/2023)

Punt return yards

- 101 Josh Cameron (Baylor) at Kansas St. (11/11/2023)



**2023-24 Big 12 Football
Conference Individual Game Highs
All games**

94	Xavier Townsend (UCF) vs Villanova (09/16/2023)
Longest punt return	
82	Trevor Wilson (Kansas) vs UCF (10/07/2023)
82	Gavin Freeman (Oklahoma) vs Arkansas St. (09/02/2023)
Punt return avg	
82	Trevor Wilson (Kansas) vs UCF (10/07/2023) [82-1]
48	Malik Fleming (Houston) vs UTSA (09/02/2023) [48-1]
Kick returns	
7	Drae McCray (Texas Tech) at Texas (11/24/2023)
Kick return yards	
247	Richard Reese (Baylor) vs West Virginia (11/25/2023)
188	Drae McCray (Texas Tech) at Texas (11/24/2023)
Kick return avg	
61.5	Matthew Golden (Houston) vs West Virginia (10/12/2023) [123-2]
56	Drae McCray (Texas Tech) vs Houston (09/30/2023) [112-2]
Longest kick return	
100	Matthew Golden (Houston) vs West Virginia (10/12/2023)
100	Drae McCray (Texas Tech) vs Houston (09/30/2023)
Kick return TDs	
2	Richard Reese (Baylor) vs West Virginia (11/25/2023)
Combined PR/KR yards	
247	Richard Reese (Baylor) vs West Virginia (11/25/2023) [0pr,247kr]
188	Drae McCray (Texas Tech) at Texas (11/24/2023) [0pr,188kr]
Interceptions	
2	Eddie Heckard (BYU) at Oklahoma St. (11/25/2023)
2	Demari Henderson (UCF) vs Oklahoma St. (11/11/2023)
2	Jacob Parrish (Kansas St.) at Texas (11/04/2023)
2	Dadrion Taylor-Demerson (Texas Tech) vs TCU (11/02/2023)
2	Beanie Bishop Jr. (West Virginia) at UCF (10/28/2023)
2	Kobe Savage (Kansas St.) at Texas Tech (10/14/2023)
2	Beau Freyler (Iowa St.) vs TCU (10/07/2023)
2	Cameron Epps (Oklahoma St.) vs Kansas St. (10/06/2023)
2	Malik Dunlap (Texas Tech) vs Tarleton St. (09/16/2023)
2	Jakob Robinson (BYU) vs Sam Houston (09/02/2023)
2	Malik Fleming (Houston) vs UTSA (09/02/2023)
2	Jeremiah Cooper (Iowa St.) vs UNI (09/02/2023)
Interception return yds	
100	Billy Bowman (Oklahoma) at BYU (11/18/2023)
88	Jeremiah Cooper (Iowa St.) vs UNI (09/02/2023)
Interception return avg	
100	Billy Bowman (Oklahoma) at BYU (11/18/2023) [100-1]
57	Isaiah Hamilton (Houston) vs Oklahoma St. (11/18/2023) [57-1]
Longest interception rtn	
100	Billy Bowman (Oklahoma) at BYU (11/18/2023)
58	Jeremiah Cooper (Iowa St.) vs UNI (09/02/2023)
All-purpose yards	
293	DJ Giddens (Kansas St.) vs UCF (09/23/2023)
292	Richard Reese (Baylor) vs West Virginia (11/25/2023)
292	Ollie Gordon (Oklahoma St.) vs Cincinnati (10/28/2023)
Tackles	
17	Nickolas Martin (Oklahoma St.) at West Virginia (10/21/2023) [10-7]
17	Nickolas Martin (Oklahoma St.) vs Kansas St. (10/06/2023) [10-7]
17	Danny Stutsman (Oklahoma) vs SMU (09/09/2023) [5-12]
Sacks	
3	Nelson Ceaser (Houston) at Baylor (11/04/2023) [0-3]



2023-24 Big 12 Football
Conference Individual Game Highs
All games

3	Steve Linton (Texas Tech) at Baylor (10/07/2023) [0-3]
Tackles for loss	
3.5	Matt Jones (Baylor) at UCF (09/30/2023) [3-1]
3.5	Matt Jones (Baylor) vs Texas (09/23/2023) [3-1]
3.5	Danny Stutsman (Oklahoma) at Cincinnati (09/23/2023) [3-1]



2023-24 Big 12 Football
Conference Individual Game Highs
All games

200-Yard Rushing Performances

282	Ollie Gordon (Oklahoma St.) at West Virginia (10/21/2023)
276	Abu Sama (Iowa St.) at Kansas St. (11/25/2023)
271	Ollie Gordon (Oklahoma St.) vs Cincinnati (10/28/2023)
218	Jonathon Brooks (Texas) vs Kansas (09/30/2023)
207	DJ Giddens (Kansas St.) vs UCF (09/23/2023)
206	RJ Harvey (UCF) vs Oklahoma St. (11/11/2023)
204	Jahiem White (West Virginia) vs Cincinnati (11/18/2023)

100-Yard Rushing Performances

282	Ollie Gordon (Oklahoma St.) at West Virginia (10/21/2023)
276	Abu Sama (Iowa St.) at Kansas St. (11/25/2023)
271	Ollie Gordon (Oklahoma St.) vs Cincinnati (10/28/2023)
218	Jonathon Brooks (Texas) vs Kansas (09/30/2023)
207	DJ Giddens (Kansas St.) vs UCF (09/23/2023)
206	RJ Harvey (UCF) vs Oklahoma St. (11/11/2023)
204	Jahiem White (West Virginia) vs Cincinnati (11/18/2023)
182	Tahj Brooks (Texas Tech) vs UCF (11/18/2023)
182	Aidan Robbins (BYU) vs Oklahoma (11/18/2023)
170	Tahj Brooks (Texas Tech) at Baylor (10/07/2023)
168	Ollie Gordon (Oklahoma St.) vs Kansas (10/14/2023)
166	Ollie Gordon (Oklahoma St.) vs BYU (11/25/2023)
164	Ollie Gordon (Oklahoma St.) at Houston (11/18/2023)
164	RJ Harvey (UCF) at Cincinnati (11/04/2023)
164	Jonathon Brooks (Texas) vs Wyoming (09/16/2023)
164	Emani Bailey (TCU) vs Colorado (09/02/2023)
158	Tahj Brooks (Texas Tech) vs Tarleton St. (09/16/2023)
154	Garrett Greene (West Virginia) vs Cincinnati (11/18/2023)
154	Devin Neal (Kansas) vs UCF (10/07/2023)
153	Corey Kiner (Cincinnati) at Pittsburgh (09/09/2023)
152	Emani Bailey (TCU) at Iowa St. (10/07/2023)
150	Emani Bailey (TCU) at Oklahoma (11/24/2023)
149	Tahj Brooks (Texas Tech) at West Virginia (09/23/2023)
146	Jahiem White (West Virginia) vs BYU (11/04/2023)
146	Tahj Brooks (Texas Tech) vs TCU (11/02/2023)
146	Tawee Walker (Oklahoma) at Kansas (10/28/2023)
138	Devin Neal (Kansas) vs Kansas St. (11/18/2023)
138	Ollie Gordon (Oklahoma St.) vs Oklahoma (11/04/2023)
137	Devin Neal (Kansas) vs Texas Tech (11/11/2023)
136	RJ Harvey (UCF) vs Houston (11/25/2023)
136	Ollie Gordon (Oklahoma St.) vs Kansas St. (10/06/2023)
135	Gavin Sawchuk (Oklahoma) vs West Virginia (11/11/2023)
134	Daniel Hishaw (Kansas) vs UCF (10/07/2023)
133	Jahiem White (West Virginia) at Baylor (11/25/2023)
133	Tahj Brooks (Texas Tech) at Kansas (11/11/2023)
133	RJ Harvey (UCF) at Kansas (10/07/2023)
130	Gavin Sawchuk (Oklahoma) vs TCU (11/24/2023)
129	Corey Kiner (Cincinnati) at Houston (11/11/2023)
129	Corey Kiner (Cincinnati) vs Baylor (10/21/2023)
129	Jonathon Brooks (Texas) vs Oklahoma (N) (10/07/2023)
128	DJ Giddens (Kansas St.) vs Southeast Mo. St. (09/02/2023)
126	Emani Bailey (TCU) vs SMU (09/23/2023)
126	Emani Bailey (TCU) at Houston (09/16/2023)
121	Jaydon Blue (Texas) vs Texas Tech (11/24/2023)
121	CJ Donaldson (West Virginia) at UCF (10/28/2023)
121	Ollie Gordon (Oklahoma St.) at Iowa St. (09/23/2023)
120	Devin Neal (Kansas) vs Illinois (09/08/2023)



**2023-24 Big 12 Football
Conference Individual Game Highs
All games**

- 118 Treshaun Ward (Kansas St.) at Texas Tech (10/14/2023)
- 117 CJ Baxter (Texas) at Iowa St. (11/18/2023)
- 117 Garrett Greene (West Virginia) vs Oklahoma St. (10/21/2023)
- 117 Tawee Walker (Oklahoma) vs SMU (09/09/2023)
- 115 DJ Giddens (Kansas St.) vs Baylor (11/11/2023)
- 114 DJ Giddens (Kansas St.) vs Iowa St. (11/25/2023)
- 114 Corey Kiner (Cincinnati) vs UCF (11/04/2023)
- 113 Ryan Montgomery (Cincinnati) vs UCF (11/04/2023)
- 113 Dillon Gabriel (Oklahoma) vs Texas (N) (10/07/2023)
- 112 Jonathon Brooks (Texas) vs Kansas St. (11/04/2023)
- 112 Devin Neal (Kansas) vs Oklahoma (10/28/2023)
- 111 Gavin Sawchuk (Oklahoma) at Oklahoma St. (11/04/2023)
- 111 Cam'Ron Valdez (Texas Tech) vs Houston (09/30/2023)
- 111 Dawson Pendergrass (Baylor) vs LIU (09/16/2023)
- 110 Abu Sama (Iowa St.) at BYU (11/11/2023)
- 110 Jahiem White (West Virginia) vs Duquesne (09/09/2023)
- 107 Gavin Sawchuk (Oklahoma) at BYU (11/18/2023)
- 106 Devin Neal (Kansas) at Cincinnati (11/25/2023)
- 106 Corey Kiner (Cincinnati) vs Kansas (11/25/2023)
- 106 Jonathon Brooks (Texas) at Baylor (09/23/2023)
- 105 Johnny Richardson (UCF) vs Baylor (09/30/2023)
- 105 Parker Jenkins (Houston) vs Sam Houston (09/23/2023)
- 105 Corey Kiner (Cincinnati) vs Eastern Ky. (09/02/2023)
- 104 Jonathon Brooks (Texas) at TCU (11/11/2023)
- 104 Will Howard (Kansas St.) at Oklahoma St. (10/06/2023)
- 104 Ryan Montgomery (Cincinnati) vs Miami (OH) (09/16/2023)
- 103 Garrett Greene (West Virginia) at Baylor (11/25/2023)
- 103 Myles Montgomery (Cincinnati) vs Baylor (10/21/2023)
- 102 DJ Giddens (Kansas St.) at Kansas (11/18/2023)
- 102 CJ Donaldson (West Virginia) vs BYU (11/04/2023)
- 102 CJ Donaldson (West Virginia) vs Pittsburgh (09/16/2023)
- 101 Tahj Brooks (Texas Tech) at BYU (10/21/2023)
- 101 RJ Harvey (UCF) at Oklahoma (10/21/2023)
- 101 Tahj Brooks (Texas Tech) vs Houston (09/30/2023)
- 101 Emory Jones (Cincinnati) vs Miami (OH) (09/16/2023)
- 101 Tyler Shough (Texas Tech) vs Oregon (09/09/2023)
- 100 RJ Harvey (UCF) vs West Virginia (10/28/2023)
- 100 Emani Bailey (TCU) at Kansas St. (10/21/2023)
- 100 Richard Reese (Baylor) at UCF (09/30/2023)
- 100 Johnny Richardson (UCF) vs Kent St. (08/31/2023)

Number of 100-Yard Rushing Performances

- 8 Ollie Gordon, Oklahoma St.
- 8 Tahj Brooks, Texas Tech
- 6 Jonathon Brooks, Texas
- 6 RJ Harvey, UCF
- 6 Emani Bailey, TCU
- 6 Devin Neal, Kansas
- 6 Corey Kiner, Cincinnati
- 5 DJ Giddens, Kansas St.
- 4 Jahiem White, West Virginia
- 4 Gavin Sawchuk, Oklahoma
- 3 Garrett Greene, West Virginia
- 3 CJ Donaldson, West Virginia
- 2 Abu Sama, Iowa St.
- 2 Tawee Walker, Oklahoma
- 2 Ryan Montgomery, Cincinnati



**2023-24 Big 12 Football
Conference Individual Game Highs
All games**

- 2 Johnny Richardson, UCF
- 1 Aidan Robbins, BYU
- 1 Daniel Hishaw, Kansas
- 1 Jaydon Blue, Texas
- 1 Treshaun Ward, Kansas St.
- 1 CJ Baxter, Texas
- 1 Dillon Gabriel, Oklahoma
- 1 Cam'Ron Valdez, Texas Tech
- 1 Dawson Pendergrass, Baylor
- 1 Parker Jenkins, Houston
- 1 Will Howard, Kansas St.
- 1 Myles Montgomery, Cincinnati
- 1 Emory Jones, Cincinnati
- 1 Tyler Shough, Texas Tech
- 1 Richard Reese, Baylor

500-Yard Passing Performances

400-Yard Passing Performances

- 452 Quinn Ewers (Texas) vs Oklahoma St. (N) (12/02/2023)
- 439 Josh Hoover (TCU) vs BYU (10/14/2023)
- 423 Dillon Gabriel (Oklahoma) vs West Virginia (11/11/2023)
- 421 Dillon Gabriel (Oklahoma) at Tulsa (09/16/2023)
- 412 Josh Hoover (TCU) vs Baylor (11/18/2023)
- 410 Jason Bean (Kansas) at Oklahoma St. (10/14/2023)
- 400 Dillon Gabriel (Oklahoma) vs TCU (11/24/2023)

300-Yard Passing Performances

- 452 Quinn Ewers (Texas) vs Oklahoma St. (N) (12/02/2023)
- 439 Josh Hoover (TCU) vs BYU (10/14/2023)
- 423 Dillon Gabriel (Oklahoma) vs West Virginia (11/11/2023)
- 421 Dillon Gabriel (Oklahoma) at Tulsa (09/16/2023)
- 412 Josh Hoover (TCU) vs Baylor (11/18/2023)
- 410 Jason Bean (Kansas) at Oklahoma St. (10/14/2023)
- 400 Dillon Gabriel (Oklahoma) vs TCU (11/24/2023)
- 391 Garrett Greene (West Virginia) at Houston (10/12/2023)
- 378 Donovan Smith (Houston) vs Texas (10/21/2023)
- 366 Dillon Gabriel (Oklahoma) vs Iowa St. (09/30/2023)
- 357 Kedon Slovis (BYU) at Kansas (09/23/2023)
- 353 Josh Hoover (TCU) at Texas Tech (11/02/2023)
- 349 Quinn Ewers (Texas) at Alabama (09/09/2023)
- 348 Alan Bowman (Oklahoma St.) at Houston (11/18/2023)
- 348 Rocco Becht (Iowa St.) vs Oklahoma St. (09/23/2023)
- 348 Kedon Slovis (BYU) vs Southern Utah (09/09/2023)
- 346 Quinn Ewers (Texas) vs Oklahoma (N) (10/07/2023)
- 345 Emory Jones (Cincinnati) vs Eastern Ky. (09/02/2023)
- 344 Josh Hoover (TCU) at Oklahoma (11/24/2023)
- 344 Dillon Gabriel (Oklahoma) at Oklahoma St. (11/04/2023)
- 338 Tyler Shough (Texas Tech) at Wyoming (09/02/2023)
- 336 Alan Bowman (Oklahoma St.) vs Kansas (10/14/2023)
- 336 Donovan Smith (Houston) at Texas Tech (09/30/2023)
- 334 Alan Bowman (Oklahoma St.) vs Oklahoma (11/04/2023)
- 327 Will Howard (Kansas St.) at Texas (11/04/2023)
- 325 Quinn Ewers (Texas) vs Kansas (09/30/2023)
- 324 Blake Shapen (Baylor) vs Texas Tech (10/07/2023)
- 323 Rocco Becht (Iowa St.) vs Texas (11/18/2023)
- 322 Dillon Gabriel (Oklahoma) at Cincinnati (09/23/2023)
- 321 Alan Bowman (Oklahoma St.) vs BYU (11/25/2023)
- 321 Timmy McClain (UCF) vs Villanova (09/16/2023)



**2023-24 Big 12 Football
Conference Individual Game Highs
All games**

- 317 Quinn Ewers (Texas) at TCU (11/11/2023)
- 316 Blake Shapen (Baylor) at Cincinnati (10/21/2023)
- 314 Chandler Morris (TCU) at Houston (09/16/2023)
- 308 Dillon Gabriel (Oklahoma) vs Arkansas St. (09/02/2023)
- 303 Blake Shapen (Baylor) vs Texas St. (09/02/2023)
- 302 Josh Hoover (TCU) vs Texas (11/11/2023)

Number of 300-Yard Passing Performances

- 7 Dillon Gabriel, Oklahoma
- 5 Quinn Ewers, Texas
- 5 Josh Hoover, TCU
- 4 Alan Bowman, Oklahoma St.
- 3 Blake Shapen, Baylor
- 2 Donovan Smith, Houston
- 2 Kedon Slovis, BYU
- 2 Rocco Becht, Iowa St.
- 1 Jason Bean, Kansas
- 1 Garrett Greene, West Virginia
- 1 Emory Jones, Cincinnati
- 1 Tyler Shough, Texas Tech
- 1 Will Howard, Kansas St.
- 1 Timmy McClain, UCF
- 1 Chandler Morris, TCU

200-Yard Receiving Performances

100-Yard Receiving Performances

- 189 Brennan Presley (Oklahoma St.) at Houston (11/18/2023)
- 178 Jared Wiley (TCU) vs Baylor (11/18/2023)
- 177 Hudson Clement (West Virginia) vs Duquesne (09/09/2023)
- 172 Jayden Higgins (Iowa St.) at Cincinnati (10/14/2023)
- 164 Savion Williams (TCU) vs Texas (11/11/2023)
- 164 Drake Stoops (Oklahoma) vs West Virginia (11/11/2023)
- 160 Jaylin Noel (Iowa St.) at Kansas St. (11/25/2023)
- 150 Monaray Baldwin (Baylor) at UCF (09/30/2023)
- 149 Adonai Mitchell (Texas) vs Kansas St. (11/04/2023)
- 149 Leon Johnson III (Oklahoma St.) vs Cincinnati (10/28/2023)
- 149 Xzavier Henderson (Cincinnati) vs Eastern Ky. (09/02/2023)
- 147 Kobe Hudson (UCF) vs Villanova (09/16/2023)
- 146 Jaylin Noel (Iowa St.) vs Oklahoma St. (09/23/2023)
- 141 Adonai Mitchell (Texas) vs Kansas (09/30/2023)
- 140 Xzavier Henderson (Cincinnati) vs Miami (OH) (09/16/2023)
- 138 Kobe Hudson (UCF) at Kansas St. (09/23/2023)
- 138 Samuel Brown (Houston) at Rice (09/09/2023)
- 137 Xavier Worthy (Texas) at TCU (11/11/2023)
- 136 Ben Sinnott (Kansas St.) vs Iowa St. (11/25/2023)
- 136 Rashod Owens (Oklahoma St.) vs Oklahoma (11/04/2023)
- 134 Drake Stoops (Oklahoma) at Oklahoma St. (11/04/2023)
- 134 Javon Baker (UCF) at Oklahoma (10/21/2023)
- 134 Kobe Hudson (UCF) at Boise St. (09/09/2023)
- 132 Leon Johnson III (Oklahoma St.) vs BYU (11/25/2023)
- 131 Chase Roberts (BYU) vs Cincinnati (09/29/2023)
- 130 Ketron Jackson Jr. (Baylor) at Cincinnati (10/21/2023)
- 130 Jalil Farooq (Oklahoma) vs Texas (N) (10/07/2023)
- 126 Monaray Baldwin (Baylor) vs Texas Tech (10/07/2023)
- 126 Jalil Farooq (Oklahoma) at Tulsa (09/16/2023)
- 125 Drake Stoops (Oklahoma) vs TCU (11/24/2023)
- 120 Nic Anderson (Oklahoma) at Tulsa (09/16/2023)
- 119 Nic Anderson (Oklahoma) vs West Virginia (11/11/2023)



**2023-24 Big 12 Football
Conference Individual Game Highs
All games**

119	RJ Garcia II (Kansas St.) vs Southeast Mo. St. (09/02/2023)
117	Javon Baker (UCF) at Texas Tech (11/18/2023)
117	Monaray Baldwin (Baylor) vs Iowa St. (10/28/2023)
117	Andrel Anthony (Oklahoma) at Cincinnati (09/23/2023)
116	Ollie Gordon (Oklahoma St.) vs Kansas (10/14/2023)
116	Devin Carter (West Virginia) at Houston (10/12/2023)
115	Jordan Whittington (Texas) vs Oklahoma (N) (10/07/2023)
114	Braden Smith (Cincinnati) vs UCF (11/04/2023)
114	Ja'Tavion Sanders (Texas) at Alabama (09/09/2023)
113	Javon Baker (UCF) vs Baylor (09/30/2023)
113	Samuel Brown (Houston) at Texas Tech (09/30/2023)
112	Javon Baker (UCF) vs Oklahoma St. (11/11/2023)
112	Lawrence Arnold (Kansas) at Iowa St. (11/04/2023)
112	Rashod Owens (Oklahoma St.) vs Kansas (10/14/2023)
112	Andrel Anthony (Oklahoma) at Tulsa (09/16/2023)
112	Isaac Rex (BYU) vs Southern Utah (09/09/2023)
110	Ja'Tavion Sanders (Texas) at Baylor (09/23/2023)
109	Adonai Mitchell (Texas) vs Oklahoma St. (N) (12/02/2023)
108	Xavier Worthy (Texas) vs Oklahoma (N) (10/07/2023)
106	Samuel Brown (Houston) vs UTSA (09/02/2023)
105	Ja'Tavion Sanders (Texas) vs Oklahoma St. (N) (12/02/2023)
105	Drake Dabney (Baylor) at Kansas St. (11/11/2023)
105	Nic Anderson (Oklahoma) vs UCF (10/21/2023)
104	Jayden Higgins (Iowa St.) vs Texas (11/18/2023)
104	Xzavier Henderson (Cincinnati) at West Virginia (11/18/2023)
104	JP Richardson (TCU) vs BYU (10/14/2023)
102	Coy Eakin (Texas Tech) vs Kansas St. (10/14/2023)
101	Drake Dabney (Baylor) vs Texas St. (09/02/2023)
100	Ben Sinnott (Kansas St.) vs Southeast Mo. St. (09/02/2023)

Number of 100-Yard Receiving Performances

4	Javon Baker, UCF
3	Drake Stoops, Oklahoma
3	Monaray Baldwin, Baylor
3	Adonai Mitchell, Texas
3	Xzavier Henderson, Cincinnati
3	Kobe Hudson, UCF
3	Samuel Brown, Houston
3	Nic Anderson, Oklahoma
3	Ja'Tavion Sanders, Texas
2	Jayden Higgins, Iowa St.
2	Jaylin Noel, Iowa St.
2	Leon Johnson III, Oklahoma St.
2	Xavier Worthy, Texas
2	Ben Sinnott, Kansas St.
2	Rashod Owens, Oklahoma St.
2	Jalil Farooq, Oklahoma
2	Andrel Anthony, Oklahoma
2	Drake Dabney, Baylor
1	Brennan Presley, Oklahoma St.
1	Jared Wiley, TCU
1	Hudson Clement, West Virginia
1	Savion Williams, TCU
1	Chase Roberts, BYU
1	Ketron Jackson Jr., Baylor
1	RJ Garcia II, Kansas St.
1	Ollie Gordon, Oklahoma St.



**2023-24 Big 12 Football
Conference Individual Game Highs
All games**

- 1 Devin Carter, West Virginia
- 1 Jordan Whittington, Texas
- 1 Braden Smith, Cincinnati
- 1 Lawrence Arnold, Kansas
- 1 Isaac Rex, BYU
- 1 JP Richardson, TCU
- 1 Coy Eakin, Texas Tech



2023-24 Big 12 Football
Team Highs
All games

POINTS	73	Oklahoma vs Arkansas St. (09/02/2023)
POINTS SCORED KICKING	21	Texas vs Texas Tech (11/24/2023)
TOUCHDOWNS	10	Oklahoma vs Arkansas St. (09/02/2023)
TOTAL OFFENSE YARDS	723	UCF vs Kent St. (08/31/2023)
TOTAL OFFENSE PLAYS	102	Kansas St. vs Iowa St. (11/25/2023)
TOTAL OFFENSE YARDS/PLAY	13.9	Iowa St. at Kansas St. (11/25/2023)
RUSHING YARDS	424	West Virginia vs Cincinnati (11/18/2023)
RUSHING ATTEMPTS	57	Cincinnati vs Miami (OH) (09/16/2023)
YARDS PER RUSH	11.2	Iowa St. at Kansas St. (11/25/2023)
RUSHING TDS	6	Kansas St. vs UCF (09/23/2023)
	6	Oklahoma vs Arkansas St. (09/02/2023)
LONGEST RUSH	92	UCF vs Oklahoma St. (11/11/2023)
PASSING YARDS	476	Oklahoma at Tulsa (09/16/2023)
PASSING ATTEMPTS	59	TCU vs BYU (10/14/2023)
PASSING TDS	6	Oklahoma at Tulsa (09/16/2023)
	6	Cincinnati vs Eastern Ky. (09/02/2023)
LONGEST PASS	86	UCF at Oklahoma (10/21/2023)
PASSES COMPLETED	38	TCU vs BYU (10/14/2023)
HAD INTERCEPTED	4	TCU at Iowa St. (10/07/2023)
PASS COMPLETION PCT	90.9	Oklahoma vs Arkansas St. (09/02/2023)
PASSING YARDS/ATTEMPT	19.2	Iowa St. at Kansas St. (11/25/2023)
YARDS PER CATCH	28.8	Iowa St. at Kansas St. (11/25/2023)
FIELD GOAL ATTEMPTS	6	Oklahoma St. vs Kansas St. (10/06/2023)
FIELD GOALS MADE	5	Texas vs Texas Tech (11/24/2023)
	5	Oklahoma St. vs Kansas St. (10/06/2023)
LONGEST FIELD GOAL	57	TCU vs Nicholls (09/09/2023)



2023-24 Big 12 Football
Team Highs
All games

FIELD GOAL PCT		
100.0	Kansas St. vs Iowa St. (11/25/2023)	
100.0	West Virginia at Baylor (11/25/2023)	
100.0	BYU at Oklahoma St. (11/25/2023)	
100.0	Oklahoma St. vs BYU (11/25/2023)	
100.0	Houston at UCF (11/25/2023)	
100.0	Texas vs Texas Tech (11/24/2023)	
100.0	Oklahoma vs TCU (11/24/2023)	
100.0	TCU at Oklahoma (11/24/2023)	
100.0	Texas at Iowa St. (11/18/2023)	
100.0	Texas Tech vs UCF (11/18/2023)	
100.0	Oklahoma St. at Houston (11/18/2023)	
100.0	Baylor at TCU (11/18/2023)	
100.0	BYU vs Oklahoma (11/18/2023)	
100.0	Iowa St. at BYU (11/11/2023)	
100.0	TCU vs Texas (11/11/2023)	
100.0	Texas at TCU (11/11/2023)	
100.0	Oklahoma vs West Virginia (11/11/2023)	
100.0	Cincinnati at Houston (11/11/2023)	
100.0	UCF vs Oklahoma St. (11/11/2023)	
100.0	Oklahoma St. at UCF (11/11/2023)	
100.0	Kansas St. vs Baylor (11/11/2023)	
100.0	Kansas vs Texas Tech (11/11/2023)	
100.0	West Virginia vs BYU (11/04/2023)	
100.0	Iowa St. vs Kansas (11/04/2023)	
100.0	Cincinnati vs UCF (11/04/2023)	
100.0	Oklahoma St. vs Oklahoma (11/04/2023)	
100.0	Texas vs Kansas St. (11/04/2023)	
100.0	Texas Tech vs TCU (11/02/2023)	
100.0	BYU at Texas (10/28/2023)	
100.0	Iowa St. at Baylor (10/28/2023)	
100.0	West Virginia at UCF (10/28/2023)	
100.0	Kansas St. vs TCU (10/21/2023)	
100.0	TCU at Kansas St. (10/21/2023)	
100.0	BYU vs Texas Tech (10/21/2023)	
100.0	West Virginia vs Oklahoma St. (10/21/2023)	
100.0	Houston vs Texas (10/21/2023)	
100.0	Texas at Houston (10/21/2023)	
100.0	Baylor at Cincinnati (10/21/2023)	
100.0	UCF at Oklahoma (10/21/2023)	
100.0	Kansas St. at Texas Tech (10/14/2023)	
100.0	BYU at TCU (10/14/2023)	
100.0	TCU vs BYU (10/14/2023)	
100.0	Cincinnati vs Iowa St. (10/14/2023)	
100.0	Iowa St. at Cincinnati (10/14/2023)	
100.0	West Virginia at Houston (10/12/2023)	
100.0	Baylor vs Texas Tech (10/07/2023)	
100.0	Texas Tech at Baylor (10/07/2023)	
100.0	Texas vs Oklahoma (N) (10/07/2023)	
100.0	Iowa St. at Oklahoma (09/30/2023)	
100.0	Cincinnati at BYU (09/29/2023)	
100.0	Baylor vs Texas (09/23/2023)	
100.0	Texas Tech at West Virginia (09/23/2023)	
100.0	West Virginia vs Texas Tech (09/23/2023)	
100.0	Iowa St. vs Oklahoma St. (09/23/2023)	
100.0	Oklahoma St. at Iowa St. (09/23/2023)	
100.0	BYU at Kansas (09/23/2023)	



2023-24 Big 12 Football
Team Highs
All games

PAT KICKS ATTEMPTED	10	Oklahoma vs Arkansas St. (09/02/2023)
PAT KICKS MADE	10	Oklahoma vs Arkansas St. (09/02/2023)



2023-24 Big 12 Football
Team Highs
All games

PAT KICKS PCT		
	100.0	Oklahoma St. vs Texas (N) (12/02/2023)
	100.0	Texas vs Oklahoma St. (N) (12/02/2023)
	100.0	Cincinnati vs Kansas (11/25/2023)
	100.0	Kansas at Cincinnati (11/25/2023)
	100.0	Iowa St. at Kansas St. (11/25/2023)
	100.0	Kansas St. vs Iowa St. (11/25/2023)
	100.0	Baylor vs West Virginia (11/25/2023)
	100.0	West Virginia at Baylor (11/25/2023)
	100.0	BYU at Oklahoma St. (11/25/2023)
	100.0	Houston at UCF (11/25/2023)
	100.0	Texas Tech at Texas (11/24/2023)
	100.0	Texas vs Texas Tech (11/24/2023)
	100.0	Oklahoma vs TCU (11/24/2023)
	100.0	Texas at Iowa St. (11/18/2023)
	100.0	Kansas St. at Kansas (11/18/2023)
	100.0	Texas Tech vs UCF (11/18/2023)
	100.0	Houston vs Oklahoma St. (11/18/2023)
	100.0	West Virginia vs Cincinnati (11/18/2023)
	100.0	Baylor at TCU (11/18/2023)
	100.0	TCU vs Baylor (11/18/2023)
	100.0	Cincinnati at West Virginia (11/18/2023)
	100.0	BYU vs Oklahoma (11/18/2023)
	100.0	Oklahoma at BYU (11/18/2023)
	100.0	BYU vs Iowa St. (11/11/2023)
	100.0	Iowa St. at BYU (11/11/2023)
	100.0	TCU vs Texas (11/11/2023)
	100.0	Texas at TCU (11/11/2023)
	100.0	Oklahoma vs West Virginia (11/11/2023)
	100.0	Cincinnati at Houston (11/11/2023)
	100.0	West Virginia at Oklahoma (11/11/2023)
	100.0	Houston vs Cincinnati (11/11/2023)
	100.0	UCF vs Oklahoma St. (11/11/2023)
	100.0	Kansas St. vs Baylor (11/11/2023)
	100.0	Kansas vs Texas Tech (11/11/2023)
	100.0	Texas Tech at Kansas (11/11/2023)
	100.0	BYU at West Virginia (11/04/2023)
	100.0	West Virginia vs BYU (11/04/2023)
	100.0	Iowa St. vs Kansas (11/04/2023)
	100.0	Kansas at Iowa St. (11/04/2023)
	100.0	UCF at Cincinnati (11/04/2023)
	100.0	Cincinnati vs UCF (11/04/2023)
	100.0	Baylor vs Houston (11/04/2023)
	100.0	Houston at Baylor (11/04/2023)
	100.0	Oklahoma at Oklahoma St. (11/04/2023)
	100.0	Oklahoma St. vs Oklahoma (11/04/2023)
	100.0	Kansas St. at Texas (11/04/2023)
	100.0	Texas vs Kansas St. (11/04/2023)
	100.0	TCU at Texas Tech (11/02/2023)
	100.0	Texas Tech vs TCU (11/02/2023)
	100.0	Cincinnati at Oklahoma St. (10/28/2023)
	100.0	Oklahoma St. vs Cincinnati (10/28/2023)
	100.0	Texas vs BYU (10/28/2023)
	100.0	Iowa St. at Baylor (10/28/2023)
	100.0	West Virginia at UCF (10/28/2023)
	100.0	UCF vs West Virginia (10/28/2023)
	100.0	Kansas vs Oklahoma (10/28/2023)



**2023-24 Big 12 Football
Team Highs
All games**

2 POINTS PATS MADE	2	Baylor at UCF (09/30/2023)
PUNTS	9	Texas Tech at Texas (11/24/2023)
	9	Oklahoma St. vs South Alabama (09/16/2023)
	9	BYU vs Sam Houston (09/02/2023)
LONGEST PUNT	70	BYU vs Texas Tech (10/21/2023)
	70	Iowa St. vs UNI (09/02/2023)
YARDS PUNTED	447	BYU vs Sam Houston (09/02/2023)
PUNTING AVG	57.0	Kansas St. vs UCF (09/23/2023)
PUNT RETURNS	6	UCF vs Villanova (09/16/2023)
PUNT RETURN YARDS	101	Baylor at Kansas St. (11/11/2023)
PUNT RETURN AVG	82.0	Kansas vs UCF (10/07/2023)
LONGEST PUNT RETURN	82	Kansas vs UCF (10/07/2023)
	82	Oklahoma vs Arkansas St. (09/02/2023)
KICK RETURN	9	Texas Tech at Texas (11/24/2023)
KICK RETURN YARDS	279	Baylor vs West Virginia (11/25/2023)
KICK RETURN AVERAGE	56.0	Texas Tech vs Houston (09/30/2023)
LONGEST KICK RETURN	100	Houston vs West Virginia (10/12/2023)
	100	Texas Tech vs Houston (09/30/2023)
KICK RETURN TDS	2	Baylor vs West Virginia (11/25/2023)
INTERCEPTIONS	5	Oklahoma at Tulsa (09/16/2023)
INTERCEPTION RETURN YARDS	100	Oklahoma at BYU (11/18/2023)
INTERCEPTION RETURN AVERAGE	100.0	Oklahoma at BYU (11/18/2023)
LONGEST INTERCEPTION RETURN	100	Oklahoma at BYU (11/18/2023)
INTERCEPTION RETURN TDS	1	BYU at Oklahoma St. (11/25/2023)
	1	Texas vs Texas Tech (11/24/2023)
	1	Oklahoma vs TCU (11/24/2023)
	1	Houston vs Oklahoma St. (11/18/2023)
	1	Oklahoma at BYU (11/18/2023)
	1	Kansas St. vs Baylor (11/11/2023)
	1	Kansas at Iowa St. (11/04/2023)
	1	Kansas vs Oklahoma (10/28/2023)
	1	TCU vs BYU (10/14/2023)
	1	Oklahoma St. vs Kansas St. (10/06/2023)
	1	Oklahoma vs Iowa St. (09/30/2023)
	1	BYU vs Cincinnati (09/29/2023)
	1	Kansas vs BYU (09/23/2023)
	1	Texas vs Wyoming (09/16/2023)
	1	Texas Tech vs Tarleton St. (09/16/2023)
	1	Oklahoma at Tulsa (09/16/2023)
	1	Iowa St. vs UNI (09/02/2023)
FUMBLES LOST	3	Baylor at Kansas St. (11/11/2023)
FUMBLES RECOVERED	3	Kansas St. vs Baylor (11/11/2023)
SACKED BY OPP	6	Baylor vs Texas Tech (10/07/2023)
	6	Houston vs TCU (09/16/2023)
QB SACKS	8	Cincinnati vs Oklahoma (09/23/2023)
TURNOVERS COMMITTED	5	Texas Tech at BYU (10/21/2023)
TURNOVERS CAUSED	5	BYU vs Texas Tech (10/21/2023)
	5	Oklahoma at Tulsa (09/16/2023)
KICKS BLOCKED	2	Kansas at Oklahoma St. (10/14/2023)
	2	TCU vs West Virginia (09/30/2023)
FIRST DOWNS	18	West Virginia vs Cincinnati (11/18/2023)
1ST DOWN RUSHING	23	West Virginia vs Cincinnati (11/18/2023)
1ST DOWN PASSING	23	TCU vs BYU (10/14/2023)
1ST DOWN BY PENALTY	6	Texas Tech vs Oregon (09/09/2023)



**2023-24 Big 12 Football
Team Highs
All games**

PENALTIES	11	Oklahoma at Kansas (10/28/2023)
	11	Houston vs Sam Houston (09/23/2023)
PENALTIES YARDS	101	Oklahoma at Kansas (10/28/2023)



2023-24 Big 12 Football
Team Lows
All games

TOTAL OFFENSE YARDS	198	Texas Tech at Texas (11/24/2023)
TOTAL OFFENSE YARDS/PLAY	3.1	Texas Tech at Texas (11/24/2023)
RUSHING YARDS	9	Iowa St. vs Texas (11/18/2023)
	9	BYU at Kansas (09/23/2023)
RUSHING ATTEMPTS	18	Oklahoma St. vs Texas (N) (12/02/2023)
YARDS PER RUSH	0.4	BYU at Kansas (09/23/2023)
LONGEST RUSH	6	Iowa St. vs Texas (11/18/2023)
PASSING ATTEMPTS	11	West Virginia vs Pittsburgh (09/16/2023)
PASSING YARDS	60	West Virginia vs Pittsburgh (09/16/2023)
YARDS PER COMPLETION	4.6	Texas Tech at Texas (11/24/2023)
PASSES COMPLETED	6	West Virginia vs Pittsburgh (09/16/2023)
PASS COMPLETION PCT	32.3	West Virginia at Oklahoma (11/11/2023)
LONGEST PASS	12	Cincinnati vs Kansas (11/25/2023)
FIRST DOWNS	0	Oklahoma St. vs Texas (N) (12/02/2023)
1ST DOWN RUSHING	0	Iowa St. vs Texas (11/18/2023)
1ST DOWN PASSING	3	Houston vs Cincinnati (11/11/2023)
	3	West Virginia vs Pittsburgh (09/16/2023)



2023-24 Big 12 Football
Team Lows
All games

1ST DOWN BY PENALTY	0 Cincinnati vs Kansas (11/25/2023) 0 Iowa St. at Kansas St. (11/25/2023) 0 Texas vs Texas Tech (11/24/2023) 0 Baylor at TCU (11/18/2023) 0 BYU vs Oklahoma (11/18/2023) 0 Oklahoma vs West Virginia (11/11/2023) 0 Oklahoma St. at UCF (11/11/2023) 0 Cincinnati vs UCF (11/04/2023) 0 Baylor vs Houston (11/04/2023) 0 Oklahoma at Oklahoma St. (11/04/2023) 0 Texas vs Kansas St. (11/04/2023) 0 Texas vs BYU (10/28/2023) 0 Iowa St. at Baylor (10/28/2023) 0 Houston at Kansas St. (10/28/2023) 0 BYU vs Texas Tech (10/21/2023) 0 Texas at Houston (10/21/2023) 0 Cincinnati vs Baylor (10/21/2023) 0 Kansas at Oklahoma St. (10/14/2023) 0 Oklahoma St. vs Kansas (10/14/2023) 0 TCU at Iowa St. (10/07/2023) 0 UCF at Kansas (10/07/2023) 0 Kansas St. at Oklahoma St. (10/06/2023) 0 Oklahoma St. vs Kansas St. (10/06/2023) 0 TCU vs West Virginia (09/30/2023) 0 Iowa St. at Oklahoma (09/30/2023) 0 Texas vs Kansas (09/30/2023) 0 Houston at Texas Tech (09/30/2023) 0 Cincinnati at BYU (09/29/2023) 0 Texas Tech at West Virginia (09/23/2023) 0 Oklahoma St. at Iowa St. (09/23/2023) 0 TCU vs SMU (09/23/2023) 0 Texas vs Wyoming (09/16/2023) 0 UCF vs Villanova (09/16/2023) 0 Oklahoma St. vs South Alabama (09/16/2023) 0 TCU vs Nicholls (09/09/2023) 0 Oklahoma vs SMU (09/09/2023) 0 Iowa St. vs Iowa (09/09/2023) 0 BYU vs Sam Houston (09/02/2023) 0 West Virginia at Penn St. (09/02/2023) 0 Texas Tech at Wyoming (09/02/2023) 0 Cincinnati vs Eastern Ky. (09/02/2023)
PENALTIES	1 Baylor at TCU (11/18/2023) 1 Kansas St. vs Houston (10/28/2023) 1 Houston vs Texas (10/21/2023) 1 Baylor vs Texas Tech (10/07/2023) 1 Iowa St. vs TCU (10/07/2023) 1 Texas Tech vs Houston (09/30/2023)
PENALTIES YARDS	5 Kansas St. vs Houston (10/28/2023) 5 Texas Tech vs Houston (09/30/2023)



2023-24 Big 12 Football
Standings
All games

Team	Overall	Pct.	Conference	Pct.	PF	PA	Home	Away	Neut	Streak
Texas	12-1	.923	9-1	.900	470	228	6-0	5-0	1-1	W 7
Oklahoma	10-2	.833	7-2	.778	518	267	6-0	3-2	1-0	W 3
Oklahoma St.	9-4	.692	7-3	.700	383	377	6-1	3-2	0-1	L 1
West Virginia	8-4	.667	6-3	.667	379	330	5-1	3-3	0-0	W 2
Kansas St.	8-4	.667	6-3	.667	454	254	6-1	2-3	0-0	L 1
Iowa St.	7-5	.583	6-3	.667	315	260	3-3	4-2	0-0	W 1
Kansas	8-4	.667	5-4	.556	403	309	5-2	3-2	0-0	W 1
Texas Tech	6-6	.500	5-4	.556	322	324	4-2	2-4	0-0	L 1
UCF	6-6	.500	3-6	.333	390	305	4-2	2-4	0-0	W 1
TCU	5-7	.417	3-6	.333	376	334	4-3	1-4	0-0	L 1
BYU	5-7	.417	2-7	.222	277	358	4-2	1-5	0-0	L 5
Houston	4-8	.333	2-7	.222	284	378	3-4	1-4	0-0	L 3
Baylor	3-9	.250	2-7	.222	277	400	1-7	2-2	0-0	L 5
Cincinnati	3-9	.250	1-8	.111	289	360	1-6	2-3	0-0	L 2



**2023-24 Big 12 Football
Individual Statistics
In Conference games**

RUSHING (Minimum Games Played Pct. 75%, 10 Rushing Attempts/Game)

#	Player	G	Att.	Yds	Avg.	TD	Lg	Avg/g
1	Gordon, Ollie - OSU	9	226	1471	6.51	18	75	163.44
2	Brooks, Tahj - TTU	9	231	1175	5.09	8	46	130.56
3	Brooks, Jonathon - UT	7	140	866	6.19	9	67	123.71
4	Harvey, RJ - UCF	9	172	1057	6.15	12	92	117.44
5	Neal, Devin - KU	9	143	906	6.34	10	75	100.67
6	Giddens, DJ - KState	9	159	859	5.40	9	36	95.44
7	Bailey, Emani - TCU	9	165	852	5.16	7	49	94.67
8	Kiner, Corey - UC	9	145	758	5.23	3	62	84.22
9	Greene, Garrett - WVU	8	90	603	6.70	12	35	75.38
10	Sawchuk, Gavin - OU	9	95	584	6.15	7	64	64.89

TOTAL OFFENSE (Minimum Games Played Pct. 75%)

#	Player	G	Rush	Pass	Plays	Total	Yds/g
1	Gabriel, Dillon - OU	9	338	2755	387	3093	343.67
2	Greene, Garrett - WVU	8	603	1776	297	2379	297.38
3	Bowman, Alan - OSU	9	27	2573	382	2600	288.89
4	Ewers, Quinn - UT	7	-3	1969	251	1966	280.86
5	Shapen, Blake - Baylor	7	31	1885	330	1916	273.71
6	Hoover, Josh - TCU	8	11	2156	314	2167	270.88
7	Plumlee, John Rhys - UCF	7	310	1520	245	1830	261.43
8	Smith, Donovan - UH	9	314	2014	385	2328	258.67
9	Becht, Rocco - IowaSt	9	22	2125	289	2147	238.56
10	Howard, Will - KState	9	292	1826	320	2118	235.33

PASSING AVG/GAME (Minimum Games Played Pct. 75%)

#	Player	G	Comp-att-int	Yds	TD	Avg/g
1	Gabriel, Dillon - OU	9	200-304-5	2755	19	306.11
2	Bowman, Alan - OSU	9	218-362-10	2573	10	285.89
3	Ewers, Quinn - UT	7	159-216-5	1969	9	281.29
4	Hoover, Josh - TCU	8	183-295-8	2156	14	269.50
5	Shapen, Blake - Baylor	7	163-267-3	1885	11	269.29
6	Becht, Rocco - IowaSt	9	159-248-5	2125	16	236.11
7	Smith, Donovan - UH	9	179-281-12	2014	17	223.78
8	Greene, Garrett - WVU	8	109-207-4	1776	11	222.00
9	Plumlee, John Rhys - UCF	7	107-173-4	1520	10	217.14
10	Howard, Will - KState	9	155-260-7	1826	16	202.89

SCORING (Minimum Games Played Pct. 75%)

#	Player	G	TD	FG	XPT	2XP	Pts	Pts/g
1	Gordon, Ollie - OSU	9	19	0	0	0	114	12.67
2	Auburn, Bert - UT	9	0	22	33	0	99	11.00
3	Hale, Alex - OSU	9	0	22	29	0	95	10.56
4	Greene, Garrett - WVU	8	12	0	0	1	72	9.00
5	Schmit, Zach - OU	9	0	12	43	0	79	8.78
6	Contreras, Chase - IowaSt	9	0	16	29	0	77	8.56
7	Hayes, Michael - WVU	9	0	13	34	0	73	8.11
8	Harvey, RJ - UCF	9	12	0	0	0	72	8.00
9	Brooks, Jonathon - UT	7	9	0	0	0	54	7.71
10	Gabriel, Dillon - OU	9	11	0	0	0	66	7.33

PASS EFFICIENCY (Minimum Games Played Pct. 75%, 15 Total Passes/Game)

#	Player	G	Comp-att-int	Yds	TD	Eff.
1	Ewers, Quinn - UT	7	159-216-5	1969	9	159.30
2	Gabriel, Dillon - OU	9	200-304-5	2755	19	159.25
3	Bean, Jason - KU	8	83-143-4	1405	10	158.06
4	Becht, Rocco - IowaSt	9	159-248-5	2125	16	153.35
5	Plumlee, John Rhys - UCF	7	107-173-4	1520	10	150.10
6	Greene, Garrett - WVU	8	109-207-4	1776	11	138.40
7	Smith, Donovan - UH	9	179-281-12	2014	17	135.33
8	Hoover, Josh - TCU	8	183-295-8	2156	14	133.66
9	Howard, Will - KState	9	155-260-7	1826	16	133.53
10	Shapen, Blake - Baylor	7	163-267-3	1885	11	131.70

SCORING (TDs) (Minimum Games Played Pct. 75%, 1 Touchdowns)

#	Player	G	Run	Rec	Ret	Pts	Avg/g
1	Gordon, Ollie - OSU	9	18	1	0	114	12.67
2	Greene, Garrett - WVU	8	12	0	0	72	9.00
3	Harvey, RJ - UCF	9	12	0	0	72	8.00
4	Brooks, Jonathon - UT	7	9	0	0	54	7.71
5	Giddens, DJ - KState	9	9	2	0	66	7.33
6	Gabriel, Dillon - OU	9	11	0	0	66	7.33
7	Neal, Devin - KU	9	10	0	0	60	6.67
8	Donaldson, CJ - WVU	9	9	0	0	54	6.00
9	Brooks, Tahj - TTU	9	8	0	0	50	5.56
10	Bailey, Emani - TCU	9	7	1	0	48	5.33

RECEPTIONS/GAME (Minimum Games Played Pct. 75%)

#	Player	G	No.	Yds	TD	Lg	Yds/g	Rec/g
1	Stoops, Drake - OU	9	64	754	7	60	83.78	7.11
2	Presley, Brennan - OSU	9	63	657	3	29	73.00	7.00
3	Worthy, Xavier - UT	9	51	662	3	45	73.56	5.67
4	Noel, Jaylin - IowaSt	9	48	685	6	82	76.11	5.33
5	Owens, Rashod - OSU	9	46	629	1	45	69.89	5.11
6	Brown, Samuel - UH	9	43	509	3	53	56.56	4.78
7	Price, Myles - TTU	7	31	292	2	25	41.71	4.43
8	Williams, Savion - TCU	9	39	567	4	42	63.00	4.33
9	Manjack IV, Joseph - UH	7	30	416	5	49	59.43	4.29
10	Richardson, JP - TCU	9	38	411	3	59	45.67	4.22

SCORING (KICK) (Minimum Games Played Pct. 75%)

#	Player	G	PAT	FG	Pts	Avg/g
1	Auburn, Bert - UT	9	33-33	22-25	99	11.00
2	Hale, Alex - OSU	9	29-31	22-27	95	10.56
3	Schmit, Zach - OU	9	43-43	12-18	79	8.78
4	Contreras, Chase - IowaSt	9	29-30	16-18	77	8.56
5	Hayes, Michael - WVU	9	34-34	13-16	73	8.11
6	Tennant, Chris - KState	9	38-39	8-10	62	6.89
7	Kell, Griffin - TCU	9	29-31	10-16	59	6.56
8	Hankins, Isaiah - Baylor	9	14-16	13-18	53	5.89
9	Garcia, Gino - TTU	9	25-25	9-10	52	5.78
10	Boomer, Colton - UCF	9	32-34	6-13	50	5.56



**2023-24 Big 12 Football
Individual Statistics
In Conference games**

RECEIVE YDS/GAME (Minimum Games Played Pct. 75%)

#	Player	G	No.	Yds	TD	Long	Avg/c	Yds/g
1	Baker, Javon - UCF	9	30	757	5	86	25.23	84.11
2	Stoops, Drake - OU	9	64	754	7	60	11.78	83.78
3	Noel, Jaylin - IowaSt	9	48	685	6	82	14.27	76.11
4	Worthy, Xavier - UT	9	51	662	3	45	12.98	73.56
5	Presley, Brennan - OSU	9	63	657	3	29	10.43	73.00
6	Owens, Rashod - OSU	9	46	629	1	45	13.67	69.89
7	Higgins, Jayden - IowaSt	9	32	628	3	75	19.63	69.78
8	Baldwin, Monaray - Baylor	9	36	576	4	71	16.00	64.00
9	Mitchell, Adonai - UT	9	36	570	6	47	15.83	63.33
10	Williams, Savion - TCU	9	39	567	4	42	14.54	63.00

PUNT RETURN AVG (Minimum Games Played Pct. 75%)

#	Player	G	No.	Yds	TD	Long	Avg.
1	Wilson, Trevor - KU	8	2	84	1	82	42.00
2	Price, Myles - TTU	7	7	155	0	43	22.14
3	Bowen, Peyton - OU	9	1	20	0	20	20.00

KICK RETURN AVG (Minimum Games Played Pct. 75%)

#	Player	G	No.	Yds	TD	Long	Avg.
1	Noel, Jaylin - IowaSt	9	5	202	0	72	40.40
2	Reese, Richard - Baylor	9	10	359	2	96	35.90
3	McCray, Drae - TTU	9	21	591	1	100	28.14

ALL PURPOSE (Minimum Games Played Pct. 75%)

#	Player	G	Rush	Rcv	PR	KR	Yds	Avg/g
1	Gordon, Ollie - OSU	9	1471	227	0	0	1698	188.67
2	Harvey, RJ - UCF	9	1057	131	0	41	1229	136.56
3	Brooks, Tahj - TTU	9	1175	42	0	0	1217	135.22
4	Giddens, DJ - KState	9	859	265	0	0	1124	124.89
5	Brooks, Jonathon - UT	7	866	240	0	0	1106	158.00
6	Bailey, Emani - TCU	9	852	157	0	0	1009	112.11
7	Presley, Brennan - OSU	9	36	657	20	279	992	110.22
8	Neal, Devin - KU	9	906	83	0	0	989	109.89
9	Worthy, Xavier - UT	9	32	662	278	0	972	108.00
10	Noel, Jaylin - IowaSt	9	-1	685	63	202	949	105.44

PUNTING (Minimum Games Played Pct. 75%, 3.6 Punts/Game)

#	Player	G	No.	Yds	Lg	120	50+	TB	Avg.
1	Rehkov, Ryan - BYU	9	47	2257	70	18	20	4	48.02
2	McNamara, Austin - TTU	9	40	1842	59	15	15	4	46.05
3	Fletcher, Mason - UC	9	37	1604	57	18	5	0	43.35
4	Blumer, Jack - KState	9	34	1450	69	13	6	0	42.65
5	Perkins, Tyler - IowaSt	9	39	1613	55	15	7	3	41.36
6	Wilkins, Laine - UH	9	39	1607	61	10	5	0	41.21

FIELD GOALS (Minimum Games Played Pct. 75%)

#	Player	G	Made	Att.	Long	Pct.	Avg.
1	Hale, Alex - OSU	9	22	27	53	81.48	2.44
2	Auburn, Bert - UT	9	22	25	54	88.00	2.44
3	Contreras, Chase - IowaSt	9	16	18	51	88.89	1.78
4	Hayes, Michael - WVU	9	13	16	49	81.25	1.44
5	Hankins, Isaiah - Baylor	9	13	18	54	72.22	1.44
6	Schmit, Zach - OU	9	12	18	46	66.67	1.33
7	Ferrin, Will - BYU	9	10	12	49	83.33	1.11
8	Kell, Griffin - TCU	9	10	16	56	62.50	1.11
9	Brown, Carter - UC	9	9	12	54	75.00	1.00

FIELD GOAL PCT (Minimum Games Played Pct. 75%)

#	Player	G	Made	Att.	Long	Pct.
1	Garcia, Gino - TTU	9	9	10	55	90.00
2	Contreras, Chase - IowaSt	9	16	18	51	88.89
3	Auburn, Bert - UT	9	22	25	54	88.00
4	Ferrin, Will - BYU	9	10	12	49	83.33
5	Hale, Alex - OSU	9	22	27	53	81.48
6	Hayes, Michael - WVU	9	13	16	49	81.25
7	Tennant, Chris - KState	9	8	10	47	80.00
8	Brown, Carter - UC	9	9	12	54	75.00
9	Hankins, Isaiah - Baylor	9	13	18	54	72.22



**2023-24 Big 12 Football
Individual Statistics
In Conference games**

PAT KICKING PCT (Minimum Games Played Pct. 75%)

#	Player	G	Made	Att.	Pct.
1	Hayes, Michael - WVU	9	34	34	100.00
2	Brown, Carter - UC	9	17	17	100.00
3	Auburn, Bert - UT	9	33	33	100.00
4	Schmit, Zach - OU	9	43	43	100.00
5	Garcia, Gino - TTU	9	25	25	100.00
6	Ferrin, Will - BYU	9	20	20	100.00
7	Martin, Jack - UH	9	22	22	100.00
8	Tennant, Chris - KState	9	38	39	97.44
9	Contreras, Chase - IowaSt	9	29	30	96.67



**2023-24 Big 12 Football
Individual Statistics
In Conference games**

TACKLES (All positions) (Minimum Games Played Pct. 75%)

#	Player	G	Pos	Solo	Ast	Total	Avg/g
1	Martin, Nickolas - OSU	9	LB	58	41	99	11.00
2	Johnson, Jason - UCF	9	LB	51	33	84	9.33
3	Haulcy, A.J. - UH	9	DB	63	20	83	9.22
4	Roberts, Ben - TTU	9	LB	46	37	83	9.22
5	Stutsman, Danny - OU	8	LB	35	34	69	8.63
6	Freyler, Beau - IowaSt	9	DB	38	39	77	8.56
7	Pace, Deshawn - UC	8	LB	35	31	66	8.25
8	Tooley, Max - BYU	9	LB	42	32	74	8.22
9	Rucker, Trey - OSU	9	S	47	27	74	8.22
10	Ford, Jaylan - UT	9	LB	32	39	71	7.89
11	Baskerville, CJ - TTU	8	DB	44	19	63	7.88
12	Daniels, Kendal - OSU	9	S	41	28	69	7.67
13	Yates, Walter - UCF	8	LB	37	24	61	7.63
14	Vongphachanh, AJ - BYU	9	LB	28	40	68	7.56
15	Logan Jr., Kenny - KU	9	S	46	21	67	7.44
16	Robinson, Malik - UH	9	LB	32	34	66	7.33
17	Hodge, Jamoi - TCU	9	LB	26	39	65	7.22
18	Bobby, Devyn - Baylor	9	S	45	19	64	7.11
19	Jones, Matt - Baylor	9	LB	42	22	64	7.11
20	Kpogba, Lee - WVU	9	LB	27	36	63	7.00
21	Morris, Jamal - UH	8	LB	30	25	55	6.88
22	Obiazor, Namdi - TCU	9	LB	36	22	58	6.44
23	Wilson, Anthony - WVU	9	S	40	17	57	6.33
24	Bowman, Billy - OU	9	DB	33	23	56	6.22
25	Wakley, Crew - BYU	9	S	28	28	56	6.22
26	Booker, Austin - KU	9	DL	37	15	52	5.78
27	Banks Jr., Shad - TCU	9	LB	37	13	50	5.56
28	Sigle, Marques - KState	9	S	37	13	50	5.56
29	Slade, Ethan - BYU	8	DB	28	15	43	5.38
30	Jones, Dorian - UC	8	LB	16	27	43	5.38
31	Oliver, Collin - OSU	9	LB	31	17	48	5.33
32	Kanak, Jaren - OU	9	LB	23	25	48	5.33
33	Hill Jr., Anthony - UT	9	LB	27	20	47	5.22
34	Cutter, Ben - WVU	9	LB	27	20	47	5.22
35	Hunter, Lee - UCF	9	DL	26	21	47	5.22
36	Verdon, Malik - IowaSt	7	DB	20	16	36	5.14
37	Pierre, Jesiah - TTU	8	LB	13	28	41	5.13
38	Taylor-Demerson, Dadrion - TTU	9	DB	29	16	45	5.00
39	Burroughs, O.J. - KU	9	S	35	10	45	5.00
40	Lewis, Kip - OU	9	LB	25	19	44	4.89
41	Bradford, Millard - TCU	9	S	34	10	44	4.89
42	Moore, Austin - KState	9	LB	27	16	43	4.78
43	Bishop Jr., Beanie - WVU	9	CB	36	7	43	4.78
44	Martinez, Nikai - UCF	9	DB	33	10	43	4.78
45	Perry, Mark - TCU	9	S	34	9	43	4.78
46	Burks, Aubrey - WVU	8	DB	32	6	38	4.75
47	Henderson, Demari - UCF	9	DB	27	15	42	4.67
48	Threats, Bryon - UC	9	S	27	15	42	4.67
49	Benson, Xavier - OSU	9	LB	24	18	42	4.67
50	Robinson, Jakob - BYU	9	CB	31	11	42	4.67

SACKS (Minimum Games Played Pct. 75%)

#	Player	G	Pos	Solo	Ast	Total	Avg/g
1	Ceaser, Nelson - UH	8	DL	6	0	6	0.75
2	Caldwell, Jamaree - UH	9	DL	6	1	6.5	0.72
3	Morris-Brash, Tre'mon - UCF	9	DL	6	1	6.5	0.72
4	Booker, Austin - KU	9	DL	5	2	6	0.67
5	Lawrence, Malachi - UCF	9	DL	5	1	5.5	0.61
6	Oliver, Collin - OSU	9	LB	4	2	5	0.56
7	Murphy II, Byron - UT	9	DL	4	1	4.5	0.50
8	Martin, Nickolas - OSU	9	LB	4	0	4	0.44
9	Bradford Jr., Tony - TTU	9	DL	3	2	4	0.44
10	Burke, Ethan - UT	8	DL	3	1	3.5	0.44
11	Singleton, J.R. - IowaSt	9	DL	3	1	3.5	0.39
12	Downs, Ethan - OU	9	DL	3	1	3.5	0.39
13	Esters III, Charles - TTU	8	DL	2	2	3	0.38
14	Batty, Tyler - BYU	9	DL	3	0	3	0.33
15	Kpogba, Lee - WVU	9	LB	3	0	3	0.33
16	Jones, Matt - Baylor	9	LB	3	0	3	0.33
17	Sorrell, Barryn - UT	9	DL	3	0	3	0.33
18	Bartlett, Jared - WVU	9	LB	3	0	3	0.33
19	Lovett, Zachary - IowaSt	9	LB	2	2	3	0.33
20	Duke, Khalid - KState	9	DE	3	0	3	0.33

TACKLES FOR LOSS (Minimum Games Played Pct. 75%, 1.25 Total

Tackles For Loss/Game)

#	Player	G	Pos	Solo	Ast	Total	Avg/g
1	Stutsman, Danny - OU	8	LB	8	7	11.5	1.44
2	Martin, Nickolas - OSU	9	LB	10	5	12.5	1.39
3	Oliver, Collin - OSU	9	LB	10	3	11.5	1.28
4	Jones, Matt - Baylor	9	LB	10	3	11.5	1.28



**2023-24 Big 12 Football
Individual Statistics
In Conference games**

FUMBLES FORCED (Minimum Games Played Pct. 75%)

#	Player	G	No.	Avg/g
1	Purnell, Desmond - KState	9	3	0.33
2	Lanz, Cooper - Baylor	8	2	0.25
3	Stutsman, Danny - OU	8	2	0.25
4	Oliver, Collin - OSU	9	2	0.22
5	Henderson, Demari - UCF	9	2	0.22
6	Heckard, Eddie - BYU	9	2	0.22
7	Booker, Austin - KU	9	2	0.22
8	Cooper, Jeremiah - IowaSt	7	1	0.14
9	Manjack IV, Joseph - UH	7	1	0.14
10	Pace, Deshawn - UC	8	1	0.13

FUMBLES RECOVERED (Minimum Games Played Pct. 75%)

#	Player	G	No.	Avg/g
1	Henderson, Demari - UCF	9	3	0.33
2	Dingle, Jack - UC	9	2	0.22
3	Jenkins, Caden - Baylor	9	2	0.22
4	Rucker, Trey - OSU	9	2	0.22
5	Purnell, Desmond - KState	9	2	0.22
6	Benson, Xavier - OSU	9	2	0.22
7	Clement, Hudson - WVU	7	1	0.14
8	Manjack IV, Joseph - UH	7	1	0.14
9	Bledsoe, Jaray - UT	7	1	0.14
10	Miller, Brooks - Baylor	8	1	0.13

PASSES DEFENDED (Minimum Games Played Pct. 75%)

#	Player	G	Brup	Int.	Total	Avg/g
1	Bishop Jr., Beanie - WVU	9	18	2	20	2.22
2	Cooper, Jeremiah - IowaSt	7	7	2	9	1.29
3	Lux, Bralyn - TTU	8	8	1	9	1.13
4	Purchase, Myles - IowaSt	9	10	0	10	1.11
5	Dotson, Ra'Mello - KU	9	6	3	9	1.00
6	Heckard, Eddie - BYU	9	5	4	9	1.00
7	Bowman, Billy - OU	9	3	6	9	1.00
8	Parrish, Jacob - KState	8	5	3	8	1.00
9	Thornton, Corey - UCF	9	6	2	8	0.89
10	Robinson, Jakob - BYU	9	6	2	8	0.89
11	Brooks, Terrance - UT	9	5	3	8	0.89
12	Freyler, Beau - IowaSt	9	5	3	8	0.89
13	Tampa, T.J. - IowaSt	9	5	2	7	0.78
14	Wakley, Crew - BYU	9	6	1	7	0.78
15	Sigle, Marques - KState	9	6	1	7	0.78
16	Clark, Bud - TCU	9	5	2	7	0.78
17	Bobby, Devyn - Baylor	9	6	1	7	0.78
18	Epps, Cameron - OSU	9	4	3	7	0.78
19	Taylor-Demerson, Dadrion - TTU	9	4	3	7	0.78
20	Floyd, Marcis - WVU	9	6	1	7	0.78

INTERCEPTIONS (Minimum Games Played Pct. 75%)

#	Player	G	No.	Yds	TD	Long	Avg/g
1	Bowman, Billy - OU	9	6	238	3	100	0.67
2	Heckard, Eddie - BYU	9	4	68	1	38	0.44
3	Parrish, Jacob - KState	8	3	37	0	26	0.38
4	Taaffe, Michael - UT	9	3	45	0	45	0.33
5	Brooks, Terrance - UT	9	3	42	0	40	0.33
6	Taylor-Demerson, Dadrion - TTU	9	3	23	0	23	0.33
7	Dotson, Ra'Mello - KU	9	3	90	2	50	0.33
8	Freyler, Beau - IowaSt	9	3	18	0	18	0.33
9	Epps, Cameron - OSU	9	3	51	1	35	0.33
10	Savage, Kobe - KState	9	3	7	0	7	0.33



**2023-24 Big 12 Football
Extended Team Leaders
In Conference games**

SCORING OFFENSE

Team	G	TD	FG	XPT	2XP	DXP	Saf	Pts	Avg/G
Oklahoma	9	45	12	43	0	0	1	351	39
Kansas St.	9	45	8	38	3	1	0	340	37.78
Texas	9	36	22	33	1	1	0	319	35.44
Oklahoma St.	9	34	22	29	1	0	0	301	33.44
West Virginia	9	36	13	34	1	0	0	291	32.33
Kansas	9	40	6	32	0	0	0	290	32.22
UCF	9	36	6	32	0	1	0	268	29.78
Iowa St.	9	31	16	29	1	0	0	265	29.44
TCU	9	33	10	29	1	0	0	259	28.78
Texas Tech	9	27	9	25	2	0	0	218	24.22
Baylor	9	24	13	14	3	0	0	203	22.56
Houston	9	24	6	22	1	0	1	188	20.89
BYU	9	22	10	20	1	0	0	184	20.44
Cincinnati	9	21	9	17	1	0	0	172	19.11

TOTAL DEFENSE

Team	G	Rush	Pass	Plays	Yards	Avg/P	TD	Avg/G
Texas	9	731	2341	595	3072	5.16	19	341.33
Iowa St.	9	1249	2181	646	3430	5.31	25	381.11
Kansas St.	9	1532	1969	586	3501	5.97	25	389
Texas Tech	9	1583	2013	625	3596	5.75	26	399.56
TCU	9	1557	2099	637	3656	5.74	29	406.22
West Virginia	9	1453	2235	607	3688	6.08	33	409.78
Kansas	9	1642	2068	632	3710	5.87	29	412.22
Oklahoma	9	1537	2279	669	3816	5.7	26	424
UCF	9	1892	1969	629	3861	6.14	31	429
Cincinnati	9	1794	2117	558	3911	7.01	36	434.56
Oklahoma St.	9	1588	2427	617	4015	6.51	33	446.11
Houston	9	1694	2328	659	4022	6.1	39	446.89
Baylor	9	1709	2346	583	4055	6.96	40	450.56
BYU	9	1833	2224	656	4057	6.18	34	450.78

SCORING DEFENSE

Team	G	TD	FG	XPT	2XP	DXP	Saf	Pts	Avg/G
Texas	9	19	11	16	0	0	0	163	18.11
Kansas St.	9	26	11	22	0	0	0	211	23.44
Iowa St.	9	27	10	21	2	1	1	221	24.56
Oklahoma	9	28	16	21	1	0	0	239	26.56
Kansas	9	29	14	21	2	2	0	245	27.22
Texas Tech	9	29	15	27	1	0	0	248	27.56
TCU	9	31	16	28	2	0	0	266	29.56
Oklahoma St.	9	35	8	29	1	0	1	267	29.67
West Virginia	9	36	6	35	0	0	0	269	29.89
UCF	9	33	13	28	2	0	0	269	29.89
Cincinnati	9	38	10	37	0	0	0	295	32.78
BYU	9	39	13	36	1	0	0	311	34.56
Houston	9	41	10	36	1	0	0	314	34.89
Baylor	9	43	9	40	3	0	0	331	36.78

TOTAL OFFENSE PLAYS

Team	G	Rush	Pass	Plays	Yards	Avg/P	TD	Avg/G
TCU	9	1271	2889	683	4160	6.09	32	462.22
Oklahoma St.	9	1653	2576	678	4229	6.24	33	469.89
Oklahoma	9	1639	2788	676	4427	6.55	42	491.89
Kansas St.	9	1883	2077	673	3960	5.88	43	440
Baylor	9	879	2401	647	3280	5.07	20	364.44
Cincinnati	9	1887	1650	646	3537	5.48	21	393
Texas	9	1812	2485	642	4297	6.69	32	477.44
Texas Tech	9	1502	1838	641	3340	5.21	25	371.11
West Virginia	9	2211	1909	633	4120	6.51	36	457.78
UCF	9	1900	2154	595	4054	6.81	35	450.44
BYU	9	1017	1768	577	2785	4.83	19	309.44
Kansas	9	1886	1821	537	3707	6.9	35	411.89
Iowa St.	9	1300	2187	536	3487	6.51	31	387.44
Houston	9	954	2053	535	3007	5.62	21	334.11

TOUCHDOWNS SCORED

Team	G	TD	FG	XPT	2XP	DXP	Saf	Pts	Avg/G
Oklahoma	9	45	12	43	0	0	1	351	39
Kansas St.	9	45	8	38	3	1	0	340	37.78
Kansas	9	40	6	32	0	0	0	290	32.22
West Virginia	9	36	13	34	1	0	0	291	32.33
UCF	9	36	6	32	0	1	0	268	29.78
Texas	9	36	22	33	1	1	0	319	35.44
Oklahoma St.	9	34	22	29	1	0	0	301	33.44
TCU	9	33	10	29	1	0	0	259	28.78
Iowa St.	9	31	16	29	1	0	0	265	29.44
Texas Tech	9	27	9	25	2	0	0	218	24.22
Houston	9	24	6	22	1	0	1	188	20.89
Baylor	9	24	13	14	3	0	0	203	22.56
BYU	9	22	10	20	1	0	0	184	20.44
Cincinnati	9	21	9	17	1	0	0	172	19.11

TOTAL OFFENSE YARDS

Team	G	Rush	Pass	Plays	Yards	Avg/P	TD	Avg/G
Oklahoma	9	1639	2788	676	4427	6.55	42	491.89
Texas	9	1812	2485	642	4297	6.69	32	477.44
Oklahoma St.	9	1653	2576	678	4229	6.24	33	469.89
TCU	9	1271	2889	683	4160	6.09	32	462.22
West Virginia	9	2211	1909	633	4120	6.51	36	457.78
UCF	9	1900	2154	595	4054	6.81	35	450.44
Kansas St.	9	1883	2077	673	3960	5.88	43	440
Kansas	9	1886	1821	537	3707	6.9	35	411.89
Cincinnati	9	1887	1650	646	3537	5.48	21	393
Iowa St.	9	1300	2187	536	3487	6.51	31	387.44
Texas Tech	9	1502	1838	641	3340	5.21	25	371.11
Baylor	9	879	2401	647	3280	5.07	20	364.44
Houston	9	954	2053	535	3007	5.62	21	334.11
BYU	9	1017	1768	577	2785	4.83	19	309.44



**2023-24 Big 12 Football
Extended Team Leaders
In Conference games**

PTS SCORED KICKING

Team	G	TD	FG	XPT	2XP	DXP	Saf	Pts	Avg/G
Oklahoma	9	45	12	43	0	0	1	351	39
Kansas St.	9	45	8	38	3	1	0	340	37.78
Texas	9	36	22	33	1	1	0	319	35.44
Oklahoma St.	9	34	22	29	1	0	0	301	33.44
West Virginia	9	36	13	34	1	0	0	291	32.33
Kansas	9	40	6	32	0	0	0	290	32.22
UCF	9	36	6	32	0	1	0	268	29.78
Iowa St.	9	31	16	29	1	0	0	265	29.44
TCU	9	33	10	29	1	0	0	259	28.78
Texas Tech	9	27	9	25	2	0	0	218	24.22
Baylor	9	24	13	14	3	0	0	203	22.56
Houston	9	24	6	22	1	0	1	188	20.89
BYU	9	22	10	20	1	0	0	184	20.44
Cincinnati	9	21	9	17	1	0	0	172	19.11

TOTAL OFF. AVG/PLAY

Team	G	Rush	Pass	Plays	Yards	Avg/P	TD	Avg/G
Kansas	9	1886	1821	537	3707	6.9	35	411.89
UCF	9	1900	2154	595	4054	6.81	35	450.44
Texas	9	1812	2485	642	4297	6.69	32	477.44
Oklahoma	9	1639	2788	676	4427	6.55	42	491.89
West Virginia	9	2211	1909	633	4120	6.51	36	457.78
Iowa St.	9	1300	2187	536	3487	6.51	31	387.44
Oklahoma St.	9	1653	2576	678	4229	6.24	33	469.89
TCU	9	1271	2889	683	4160	6.09	32	462.22
Kansas St.	9	1883	2077	673	3960	5.88	43	440
Houston	9	954	2053	535	3007	5.62	21	334.11
Cincinnati	9	1887	1650	646	3537	5.48	21	393
Texas Tech	9	1502	1838	641	3340	5.21	25	371.11
Baylor	9	879	2401	647	3280	5.07	20	364.44
BYU	9	1017	1768	577	2785	4.83	19	309.44

TOTAL OFFENSE

Team	G	Rush	Pass	Plays	Yards	Avg/P	TD	Avg/G
Oklahoma	9	1639	2788	676	4427	6.55	42	491.89
Texas	9	1812	2485	642	4297	6.69	32	477.44
Oklahoma St.	9	1653	2576	678	4229	6.24	33	469.89
TCU	9	1271	2889	683	4160	6.09	32	462.22
West Virginia	9	2211	1909	633	4120	6.51	36	457.78
UCF	9	1900	2154	595	4054	6.81	35	450.44
Kansas St.	9	1883	2077	673	3960	5.88	43	440
Kansas	9	1886	1821	537	3707	6.9	35	411.89
Cincinnati	9	1887	1650	646	3537	5.48	21	393
Iowa St.	9	1300	2187	536	3487	6.51	31	387.44
Texas Tech	9	1502	1838	641	3340	5.21	25	371.11
Baylor	9	879	2401	647	3280	5.07	20	364.44
Houston	9	954	2053	535	3007	5.62	21	334.11
BYU	9	1017	1768	577	2785	4.83	19	309.44

TOTAL OFFENSE TDS

Team	G	Rush	Pass	Plays	Yards	Avg/P	TD	Avg/G
Kansas St.	9	1883	2077	673	3960	5.88	43	440
Oklahoma	9	1639	2788	676	4427	6.55	42	491.89
West Virginia	9	2211	1909	633	4120	6.51	36	457.78
UCF	9	1900	2154	595	4054	6.81	35	450.44
Kansas	9	1886	1821	537	3707	6.9	35	411.89
Oklahoma St.	9	1653	2576	678	4229	6.24	33	469.89
Texas	9	1812	2485	642	4297	6.69	32	477.44
TCU	9	1271	2889	683	4160	6.09	32	462.22
Iowa St.	9	1300	2187	536	3487	6.51	31	387.44
Texas Tech	9	1502	1838	641	3340	5.21	25	371.11
Houston	9	954	2053	535	3007	5.62	21	334.11
Cincinnati	9	1887	1650	646	3537	5.48	21	393
Baylor	9	879	2401	647	3280	5.07	20	364.44
BYU	9	1017	1768	577	2785	4.83	19	309.44

RUSHING OFFENSE

Team	G	Att	Yards	Avg/A	Long	TD	Avg/G
West Virginia	9	395	2211	5.6	53	24	245.67
UCF	9	354	1900	5.37	92	18	211.11
Cincinnati	9	374	1887	5.05	63	8	209.67
Kansas	9	338	1886	5.58	75	21	209.56
Kansas St.	9	380	1883	4.96	70	24	209.22
Texas	9	352	1812	5.15	69	20	201.33
Oklahoma St.	9	311	1653	5.32	75	23	183.67
Oklahoma	9	363	1639	4.52	64	23	182.11
Texas Tech	9	333	1502	4.51	54	13	166.89
Iowa St.	9	281	1300	4.63	77	15	144.44
TCU	9	288	1271	4.41	49	13	141.22
BYU	9	272	1017	3.74	55	9	113
Houston	9	246	954	3.88	58	3	106
Baylor	9	304	879	2.89	28	8	97.67

RUSHING TDS

Team	G	Att	Yards	Avg/A	Long	TD	Avg/G
West Virginia	9	395	2211	5.6	53	24	245.67
Kansas St.	9	380	1883	4.96	70	24	209.22
Oklahoma St.	9	311	1653	5.32	75	23	183.67
Oklahoma	9	363	1639	4.52	64	23	182.11
Kansas	9	338	1886	5.58	75	21	209.56
Texas	9	352	1812	5.15	69	20	201.33
UCF	9	354	1900	5.37	92	18	211.11
Iowa St.	9	281	1300	4.63	77	15	144.44
Texas Tech	9	333	1502	4.51	54	13	166.89
TCU	9	288	1271	4.41	49	13	141.22
BYU	9	272	1017	3.74	55	9	113
Cincinnati	9	374	1887	5.05	63	8	209.67
Baylor	9	304	879	2.89	28	8	97.67
Houston	9	246	954	3.88	58	3	106



**2023-24 Big 12 Football
Extended Team Leaders
In Conference games**

RUSHING DEFENSE

Team	G	Att	Yards	Avg/A	Long	TD	Avg/G
Texas	9	250	731	2.92	44	6	81.22
Iowa St.	9	321	1249	3.89	71	10	138.78
West Virginia	9	299	1453	4.86	58	13	161.44
Kansas St.	9	288	1532	5.32	77	12	170.22
Oklahoma	9	332	1537	4.63	54	13	170.78
TCU	9	355	1557	4.39	55	17	173
Texas Tech	9	337	1583	4.7	69	15	175.89
Oklahoma St.	9	338	1588	4.7	92	15	176.44
Kansas	9	356	1642	4.61	67	18	182.44
Houston	9	376	1694	4.51	62	22	188.22
Baylor	9	325	1709	5.26	79	21	189.89
Cincinnati	9	307	1794	5.84	75	23	199.33
BYU	9	349	1833	5.25	59	15	203.67
UCF	9	358	1892	5.28	75	22	210.22

PASS EFFICIENCY

Team	G	Comp-Att-Int	Pct.	Yds	Avg/G	TD	Effic
Oklahoma	9	205 - 313 - 5	65.50	2788	309.78	19	157.15
UCF	9	147 - 241 - 6	61.00	2154	239.33	17	154.37
Iowa St.	9	165 - 255 - 5	64.71	2187	243.00	16	153.53
Kansas	9	117 - 199 - 7	58.79	1821	202.33	14	151.84
Texas	9	200 - 290 - 8	68.97	2485	276.11	12	149.08
Kansas St.	9	176 - 293 - 7	60.07	2077	230.78	19	136.23
Houston	9	183 - 289 - 12	63.32	2053	228.11	18	135.24
TCU	9	243 - 395 - 12	61.52	2889	321.00	19	132.75
West Virginia	9	127 - 238 - 7	53.36	1909	212.11	12	131.49
Baylor	9	211 - 343 - 4	61.52	2401	266.78	12	129.53
Oklahoma St.	9	219 - 367 - 11	59.67	2576	286.22	10	121.63
Cincinnati	9	158 - 272 - 8	58.09	1650	183.33	13	118.93
Texas Tech	9	184 - 308 - 12	59.74	1838	204.22	12	114.93
BYU	9	164 - 305 - 8	53.77	1768	196.44	10	108.04

YARDS PER RUSH

Team	G	Att	Yards	Avg/A	Long	TD	Avg/G
West Virginia	9	395	2211	5.6	53	24	245.67
Kansas	9	338	1886	5.58	75	21	209.56
UCF	9	354	1900	5.37	92	18	211.11
Oklahoma St.	9	311	1653	5.32	75	23	183.67
Texas	9	352	1812	5.15	69	20	201.33
Cincinnati	9	374	1887	5.05	63	8	209.67
Kansas St.	9	380	1883	4.96	70	24	209.22
Iowa St.	9	281	1300	4.63	77	15	144.44
Oklahoma	9	363	1639	4.52	64	23	182.11
Texas Tech	9	333	1502	4.51	54	13	166.89
TCU	9	288	1271	4.41	49	13	141.22
Houston	9	246	954	3.88	58	3	106
BYU	9	272	1017	3.74	55	9	113
Baylor	9	304	879	2.89	28	8	97.67

PASS DEFENSE EFFIC.

Team	G	Comp-Att-Int	Pct.	Yds	Avg/G	TD	Effic
Kansas St.	9	163 - 298 - 11	54.70	1969	218.78	13	117.21
Oklahoma	9	189 - 337 - 13	56.08	2279	253.22	13	117.90
Iowa St.	9	181 - 325 - 13	55.69	2181	242.33	15	119.29
Texas	9	211 - 345 - 10	61.16	2341	260.11	13	124.80
Texas Tech	9	171 - 288 - 7	59.38	2013	223.67	11	125.83
UCF	9	168 - 271 - 8	61.99	1969	218.78	9	128.08
TCU	9	168 - 282 - 5	59.57	2099	233.22	12	132.59
Kansas	9	181 - 276 - 8	65.58	2068	229.78	11	135.87
BYU	9	191 - 307 - 9	62.21	2224	247.11	19	137.63
West Virginia	9	188 - 308 - 4	61.04	2235	248.33	20	140.82
Cincinnati	9	151 - 251 - 5	60.16	2117	235.22	13	144.11
Oklahoma St.	9	162 - 279 - 10	58.06	2427	269.67	18	145.26
Houston	9	202 - 283 - 4	71.38	2328	258.67	17	157.47
Baylor	9	173 - 258 - 5	67.05	2346	260.67	19	163.86

RUSH ATTEMPTS

Team	G	Att	Yards	Avg/A	Long	TD	Avg/G
West Virginia	9	395	2211	5.6	53	24	245.67
Kansas St.	9	380	1883	4.96	70	24	209.22
Cincinnati	9	374	1887	5.05	63	8	209.67
Oklahoma	9	363	1639	4.52	64	23	182.11
UCF	9	354	1900	5.37	92	18	211.11
Texas	9	352	1812	5.15	69	20	201.33
Kansas	9	338	1886	5.58	75	21	209.56
Texas Tech	9	333	1502	4.51	54	13	166.89
Oklahoma St.	9	311	1653	5.32	75	23	183.67
Baylor	9	304	879	2.89	28	8	97.67
TCU	9	288	1271	4.41	49	13	141.22
Iowa St.	9	281	1300	4.63	77	15	144.44
BYU	9	272	1017	3.74	55	9	113
Houston	9	246	954	3.88	58	3	106



**2023-24 Big 12 Football
Extended Team Leaders
In Conference games**

RUSH YARDS

Team	G	Att	Yards	Avg/A	Long	TD	Avg/G
West Virginia	9	395	2211	5.6	53	24	245.67
UCF	9	354	1900	5.37	92	18	211.11
Cincinnati	9	374	1887	5.05	63	8	209.67
Kansas	9	338	1886	5.58	75	21	209.56
Kansas St.	9	380	1883	4.96	70	24	209.22
Texas	9	352	1812	5.15	69	20	201.33
Oklahoma St.	9	311	1653	5.32	75	23	183.67
Oklahoma	9	363	1639	4.52	64	23	182.11
Texas Tech	9	333	1502	4.51	54	13	166.89
Iowa St.	9	281	1300	4.63	77	15	144.44
TCU	9	288	1271	4.41	49	13	141.22
BYU	9	272	1017	3.74	55	9	113
Houston	9	246	954	3.88	58	3	106
Baylor	9	304	879	2.89	28	8	97.67



**2023-24 Big 12 Football
Extended Team Leaders
In Conference games**

PASS OFFENSE

Team	G	Comp-Att-Int	Pct.	Yds	Avg/A	TD	Avg/G
TCU	9	243 - 395 - 12	61.52	2889	7.31	19	321.00
Oklahoma	9	205 - 313 - 5	65.50	2788	8.91	19	309.78
Oklahoma St.	9	219 - 367 - 11	59.67	2576	7.02	10	286.22
Texas	9	200 - 290 - 8	68.97	2485	8.57	12	276.11
Baylor	9	211 - 343 - 4	61.52	2401	7.00	12	266.78
Iowa St.	9	165 - 255 - 5	64.71	2187	8.58	16	243.00
UCF	9	147 - 241 - 6	61.00	2154	8.94	17	239.33
Kansas St.	9	176 - 293 - 7	60.07	2077	7.09	19	230.78
Houston	9	183 - 289 - 12	63.32	2053	7.10	18	228.11
West Virginia	9	127 - 238 - 7	53.36	1909	8.02	12	212.11
Texas Tech	9	184 - 308 - 12	59.74	1838	5.97	12	204.22
Kansas	9	117 - 199 - 7	58.79	1821	9.15	14	202.33
BYU	9	164 - 305 - 8	53.77	1768	5.80	10	196.44
Cincinnati	9	158 - 272 - 8	58.09	1650	6.07	13	183.33

PASS COMP. PCT

Team	G	Comp-Att-Int	Pct.	Yds	Avg/A	TD	Avg/G
Texas	9	200 - 290 - 8	68.97	2485	8.57	12	276.11
Oklahoma	9	205 - 313 - 5	65.50	2788	8.91	19	309.78
Iowa St.	9	165 - 255 - 5	64.71	2187	8.58	16	243.00
Houston	9	183 - 289 - 12	63.32	2053	7.10	18	228.11
TCU	9	243 - 395 - 12	61.52	2889	7.31	19	321.00
Baylor	9	211 - 343 - 4	61.52	2401	7.00	12	266.78
UCF	9	147 - 241 - 6	61.00	2154	8.94	17	239.33
Kansas St.	9	176 - 293 - 7	60.07	2077	7.09	19	230.78
Texas Tech	9	184 - 308 - 12	59.74	1838	5.97	12	204.22
Oklahoma St.	9	219 - 367 - 11	59.67	2576	7.02	10	286.22
Kansas	9	117 - 199 - 7	58.79	1821	9.15	14	202.33
Cincinnati	9	158 - 272 - 8	58.09	1650	6.07	13	183.33
BYU	9	164 - 305 - 8	53.77	1768	5.80	10	196.44
West Virginia	9	127 - 238 - 7	53.36	1909	8.02	12	212.11

PASS DEFENSE

Team	G	Comp-Att-Int	Pct.	Yds	Avg/A	TD	Avg/G
UCF	9	168 - 271 - 8	61.99	1969	7.27	9	218.78
Kansas St.	9	163 - 298 - 11	54.70	1969	6.61	13	218.78
Texas Tech	9	171 - 288 - 7	59.38	2013	6.99	11	223.67
Kansas	9	181 - 276 - 8	65.58	2068	7.49	11	229.78
TCU	9	168 - 282 - 5	59.57	2099	7.44	12	233.22
Cincinnati	9	151 - 251 - 5	60.16	2117	8.43	13	235.22
Iowa St.	9	181 - 325 - 13	55.69	2181	6.71	15	242.33
BYU	9	191 - 307 - 9	62.21	2224	7.24	19	247.11
West Virginia	9	188 - 308 - 4	61.04	2235	7.26	20	248.33
Oklahoma	9	189 - 337 - 13	56.08	2279	6.76	13	253.22
Houston	9	202 - 283 - 4	71.38	2328	8.23	17	258.67
Texas	9	211 - 345 - 10	61.16	2341	6.79	13	260.11
Baylor	9	173 - 258 - 5	67.05	2346	9.09	19	260.67
Oklahoma St.	9	162 - 279 - 10	58.06	2427	8.70	18	269.67

PASS YDS/COMP.

Team	G	Comp-Att-Int	Pct.	Yds	Avg/A	TD	Avg/G
Oklahoma	9	205 - 313 - 5	65.50	2788	8.91	19	309.78
UCF	9	147 - 241 - 6	61.00	2154	8.94	17	239.33
Iowa St.	9	165 - 255 - 5	64.71	2187	8.58	16	243.00
Kansas	9	117 - 199 - 7	58.79	1821	9.15	14	202.33
Texas	9	200 - 290 - 8	68.97	2485	8.57	12	276.11
Kansas St.	9	176 - 293 - 7	60.07	2077	7.09	19	230.78
Houston	9	183 - 289 - 12	63.32	2053	7.10	18	228.11
TCU	9	243 - 395 - 12	61.52	2889	7.31	19	321.00
West Virginia	9	127 - 238 - 7	53.36	1909	8.02	12	212.11
Baylor	9	211 - 343 - 4	61.52	2401	7.00	12	266.78
Oklahoma St.	9	219 - 367 - 11	59.67	2576	7.02	10	286.22
Cincinnati	9	158 - 272 - 8	58.09	1650	6.07	13	183.33
Texas Tech	9	184 - 308 - 12	59.74	1838	5.97	12	204.22
BYU	9	164 - 305 - 8	53.77	1768	5.80	10	196.44

PASS ATTEMPTS

Team	G	Comp-Att-Int	Pct.	Yds	Avg/A	TD	Avg/G
TCU	9	243 - 395 - 12	61.52	2889	7.31	19	321.00
Oklahoma St.	9	219 - 367 - 11	59.67	2576	7.02	10	286.22
Baylor	9	211 - 343 - 4	61.52	2401	7.00	12	266.78
Oklahoma	9	205 - 313 - 5	65.50	2788	8.91	19	309.78
Texas Tech	9	184 - 308 - 12	59.74	1838	5.97	12	204.22
BYU	9	164 - 305 - 8	53.77	1768	5.80	10	196.44
Kansas St.	9	176 - 293 - 7	60.07	2077	7.09	19	230.78
Texas	9	200 - 290 - 8	68.97	2485	8.57	12	276.11
Houston	9	183 - 289 - 12	63.32	2053	7.10	18	228.11
Cincinnati	9	158 - 272 - 8	58.09	1650	6.07	13	183.33
Iowa St.	9	165 - 255 - 5	64.71	2187	8.58	16	243.00
UCF	9	147 - 241 - 6	61.00	2154	8.94	17	239.33
West Virginia	9	127 - 238 - 7	53.36	1909	8.02	12	212.11
Kansas	9	117 - 199 - 7	58.79	1821	9.15	14	202.33

PASS YDS/ATT.

Team	G	Comp-Att-Int	Pct.	Yds	Avg/A	TD	Avg/G
Iowa St.	9	165 - 255 - 5	64.71	2187	8.58	16	243.00
UCF	9	147 - 241 - 6	61.00	2154	8.94	17	239.33
Kansas	9	117 - 199 - 7	58.79	1821	9.15	14	202.33
Oklahoma	9	205 - 313 - 5	65.50	2788	8.91	19	309.78
Texas	9	200 - 290 - 8	68.97	2485	8.57	12	276.11
West Virginia	9	127 - 238 - 7	53.36	1909	8.02	12	212.11
TCU	9	243 - 395 - 12	61.52	2889	7.31	19	321.00
Kansas St.	9	176 - 293 - 7	60.07	2077	7.09	19	230.78
Baylor	9	211 - 343 - 4	61.52	2401	7.00	12	266.78
Houston	9	183 - 289 - 12	63.32	2053	7.10	18	228.11
Oklahoma St.	9	219 - 367 - 11	59.67	2576	7.02	10	286.22
Cincinnati	9	158 - 272 - 8	58.09	1650	6.07	13	183.33
Texas Tech	9	184 - 308 - 12	59.74	1838	5.97	12	204.22
BYU	9	164 - 305 - 8	53.77	1768	5.80	10	196.44



**2023-24 Big 12 Football
Extended Team Leaders
In Conference games**

PASS COMPLETIONS

Team	G	Comp-Att-Int	Pct.	Yds	Avg/A	TD	Avg/G
TCU	9	243 - 395 - 12	61.52	2889	7.31	19	321.00
Oklahoma St.	9	219 - 367 - 11	59.67	2576	7.02	10	286.22
Baylor	9	211 - 343 - 4	61.52	2401	7.00	12	266.78
Oklahoma	9	205 - 313 - 5	65.50	2788	8.91	19	309.78
Texas	9	200 - 290 - 8	68.97	2485	8.57	12	276.11
Texas Tech	9	184 - 308 - 12	59.74	1838	5.97	12	204.22
Houston	9	183 - 289 - 12	63.32	2053	7.10	18	228.11
Kansas St.	9	176 - 293 - 7	60.07	2077	7.09	19	230.78
Iowa St.	9	165 - 255 - 5	64.71	2187	8.58	16	243.00
BYU	9	164 - 305 - 8	53.77	1768	5.80	10	196.44
Cincinnati	9	158 - 272 - 8	58.09	1650	6.07	13	183.33
UCF	9	147 - 241 - 6	61.00	2154	8.94	17	239.33
West Virginia	9	127 - 238 - 7	53.36	1909	8.02	12	212.11
Kansas	9	117 - 199 - 7	58.79	1821	9.15	14	202.33

PASS INTERCEPTIONS

Team	G	Comp-Att-Int	Pct.	Yds	Avg/A	TD	Avg/G
Baylor	9	211 - 343 - 4	61.52	2401	7.00	12	266.78
Oklahoma	9	205 - 313 - 5	65.50	2788	8.91	19	309.78
Iowa St.	9	165 - 255 - 5	64.71	2187	8.58	16	243.00
UCF	9	147 - 241 - 6	61.00	2154	8.94	17	239.33
West Virginia	9	127 - 238 - 7	53.36	1909	8.02	12	212.11
Kansas St.	9	176 - 293 - 7	60.07	2077	7.09	19	230.78
Kansas	9	117 - 199 - 7	58.79	1821	9.15	14	202.33
Texas	9	200 - 290 - 8	68.97	2485	8.57	12	276.11
Cincinnati	9	158 - 272 - 8	58.09	1650	6.07	13	183.33
BYU	9	164 - 305 - 8	53.77	1768	5.80	10	196.44
Oklahoma St.	9	219 - 367 - 11	59.67	2576	7.02	10	286.22
Texas Tech	9	184 - 308 - 12	59.74	1838	5.97	12	204.22
TCU	9	243 - 395 - 12	61.52	2889	7.31	19	321.00
Houston	9	183 - 289 - 12	63.32	2053	7.10	18	228.11

PASS YARDS

Team	G	Comp-Att-Int	Pct.	Yds	Avg/A	TD	Avg/G
TCU	9	243 - 395 - 12	61.52	2889	7.31	19	321.00
Oklahoma	9	205 - 313 - 5	65.50	2788	8.91	19	309.78
Oklahoma St.	9	219 - 367 - 11	59.67	2576	7.02	10	286.22
Texas	9	200 - 290 - 8	68.97	2485	8.57	12	276.11
Baylor	9	211 - 343 - 4	61.52	2401	7.00	12	266.78
Iowa St.	9	165 - 255 - 5	64.71	2187	8.58	16	243.00
UCF	9	147 - 241 - 6	61.00	2154	8.94	17	239.33
Kansas St.	9	176 - 293 - 7	60.07	2077	7.09	19	230.78
Houston	9	183 - 289 - 12	63.32	2053	7.10	18	228.11
West Virginia	9	127 - 238 - 7	53.36	1909	8.02	12	212.11
Texas Tech	9	184 - 308 - 12	59.74	1838	5.97	12	204.22
Kansas	9	117 - 199 - 7	58.79	1821	9.15	14	202.33
BYU	9	164 - 305 - 8	53.77	1768	5.80	10	196.44
Cincinnati	9	158 - 272 - 8	58.09	1650	6.07	13	183.33

PASSING TDS

Team	G	Comp-Att-Int	Pct.	Yds	Avg/A	TD	Avg/G
TCU	9	243 - 395 - 12	61.52	2889	7.31	19	321.00
Oklahoma	9	205 - 313 - 5	65.50	2788	8.91	19	309.78
Kansas St.	9	176 - 293 - 7	60.07	2077	7.09	19	230.78
Houston	9	183 - 289 - 12	63.32	2053	7.10	18	228.11
UCF	9	147 - 241 - 6	61.00	2154	8.94	17	239.33
Iowa St.	9	165 - 255 - 5	64.71	2187	8.58	16	243.00
Kansas	9	117 - 199 - 7	58.79	1821	9.15	14	202.33
Cincinnati	9	158 - 272 - 8	58.09	1650	6.07	13	183.33
West Virginia	9	127 - 238 - 7	53.36	1909	8.02	12	212.11
Texas Tech	9	184 - 308 - 12	59.74	1838	5.97	12	204.22
Texas	9	200 - 290 - 8	68.97	2485	8.57	12	276.11
Baylor	9	211 - 343 - 4	61.52	2401	7.00	12	266.78
Oklahoma St.	9	219 - 367 - 11	59.67	2576	7.02	10	286.22
BYU	9	164 - 305 - 8	53.77	1768	5.80	10	196.44

FIELD GOALS

Team	G	Made	Att	Pct
Texas Tech	9	9	10	90
Iowa St.	9	16	18	88.89
Texas	9	22	25	88
BYU	9	10	12	83.33
Oklahoma St.	9	22	27	81.48
West Virginia	9	13	16	81.25
Kansas St.	9	8	10	80
Cincinnati	9	9	12	75
Baylor	9	13	18	72.22
Oklahoma	9	12	18	66.67
TCU	9	10	16	62.5
Kansas	9	6	10	60
Houston	9	6	10	60
UCF	9	6	13	46.15

PATS KICKS MADE

Team	G	Made	Att	Pct
Oklahoma	9	43	43	100
Kansas St.	9	38	40	95
West Virginia	9	34	34	100
Texas	9	33	33	100
UCF	9	32	34	94.12
Kansas	9	32	34	94.12
TCU	9	29	31	93.55
Oklahoma St.	9	29	31	93.55
Iowa St.	9	29	30	96.67
Texas Tech	9	25	25	100
Houston	9	22	22	100
BYU	9	20	20	100
Cincinnati	9	17	17	100
Baylor	9	14	16	87.5



FIELD GOALS ATTEMPTED

Team	G	Made	Att	Pct
Oklahoma St.	9	22	27	81.48
Texas	9	22	25	88
Oklahoma	9	12	18	66.67
Iowa St.	9	16	18	88.89
Baylor	9	13	18	72.22
West Virginia	9	13	16	81.25
TCU	9	10	16	62.5
UCF	9	6	13	46.15
Cincinnati	9	9	12	75
BYU	9	10	12	83.33
Texas Tech	9	9	10	90
Kansas St.	9	8	10	80
Kansas	9	6	10	60
Houston	9	6	10	60

NET YARDS PER PUNT

Team	G	No.	Yards	Avg/P	Ret.	Avg/R	TB	Net/P
West Virginia	9	32	1353	42.28	0	0.00	1	41.66
Cincinnati	9	37	1604	43.35	64	4.57	0	41.62
BYU	9	47	2257	48.02	235	16.79	4	41.32
Texas Tech	9	41	1842	44.93	84	7.64	4	40.93
Kansas	9	27	1071	39.67	-6	-3.00	0	39.89
Oklahoma St.	9	39	1614	41.38	24	2.18	2	39.74
Texas	9	26	1108	42.62	57	6.33	2	38.88
Houston	9	40	1607	40.18	55	6.11	0	38.80
Oklahoma	9	32	1327	41.47	80	5.71	2	37.72
Kansas St.	9	34	1450	42.65	171	19.00	0	37.62
Baylor	9	27	1140	42.22	136	13.60	0	37.19
TCU	9	31	1259	40.61	71	8.88	2	37.03
Iowa St.	9	40	1613	40.33	112	7.47	3	36.03
UCF	9	27	1072	39.70	131	14.56	1	34.11

FIELD GOALS MADE

Team	G	Made	Att	Pct
Texas	9	22	25	88
Oklahoma St.	9	22	27	81.48
Iowa St.	9	16	18	88.89
West Virginia	9	13	16	81.25
Baylor	9	13	18	72.22
Oklahoma	9	12	18	66.67
TCU	9	10	16	62.5
BYU	9	10	12	83.33
Texas Tech	9	9	10	90
Cincinnati	9	9	12	75
Kansas St.	9	8	10	80
UCF	9	6	13	46.15
Kansas	9	6	10	60
Houston	9	6	10	60

AVG YARDS PER PUNT

Team	G	No.	Yards	Avg/P	Ret.	Avg/R	TB	Net/P
BYU	9	47	2257	48.02	235	16.79	4	41.32
Texas Tech	9	41	1842	44.93	84	7.64	4	40.93
Iowa St.	9	40	1613	40.33	112	7.47	3	36.03
Houston	9	40	1607	40.18	55	6.11	0	38.80
Oklahoma St.	9	39	1614	41.38	24	2.18	2	39.74
Cincinnati	9	37	1604	43.35	64	4.57	0	41.62
Kansas St.	9	34	1450	42.65	171	19.00	0	37.62
West Virginia	9	32	1353	42.28	0	0.00	1	41.66
Oklahoma	9	32	1327	41.47	80	5.71	2	37.72
TCU	9	31	1259	40.61	71	8.88	2	37.03
UCF	9	27	1072	39.70	131	14.56	1	34.11
Kansas	9	27	1071	39.67	-6	-3.00	0	39.89
Baylor	9	27	1140	42.22	136	13.60	0	37.19
Texas	9	26	1108	42.62	57	6.33	2	38.88

PAT KICKING

Team	G	Made	Att	Pct
West Virginia	9	34	34	100
Texas Tech	9	25	25	100
Texas	9	33	33	100
Oklahoma	9	43	43	100
Houston	9	22	22	100
Cincinnati	9	17	17	100
BYU	9	20	20	100
Iowa St.	9	29	30	96.67
Kansas St.	9	38	40	95
UCF	9	32	34	94.12
Kansas	9	32	34	94.12
TCU	9	29	31	93.55
Oklahoma St.	9	29	31	93.55
Baylor	9	14	16	87.5

NUMBER OF PUNTS

Team	G	No.	Yards	Avg/P	Ret.	Avg/R	TB	Net/P
BYU	9	47	2257	48.02	235	16.79	4	41.32
Texas Tech	9	41	1842	44.93	84	7.64	4	40.93
Iowa St.	9	40	1613	40.33	112	7.47	3	36.03
Houston	9	40	1607	40.18	55	6.11	0	38.80
Oklahoma St.	9	39	1614	41.38	24	2.18	2	39.74
Cincinnati	9	37	1604	43.35	64	4.57	0	41.62
Kansas St.	9	34	1450	42.65	171	19.00	0	37.62
West Virginia	9	32	1353	42.28	0	0.00	1	41.66
Oklahoma	9	32	1327	41.47	80	5.71	2	37.72
TCU	9	31	1259	40.61	71	8.88	2	37.03
UCF	9	27	1072	39.70	131	14.56	1	34.11
Kansas	9	27	1071	39.67	-6	-3.00	0	39.89
Baylor	9	27	1140	42.22	136	13.60	0	37.19
Texas	9	26	1108	42.62	57	6.33	2	38.88



PAT KICK ATTEMPTS

Team	G	Made	Att	Pct
Oklahoma	9	43	43	100
Kansas St.	9	38	40	95
West Virginia	9	34	34	100
UCF	9	32	34	94.12
Kansas	9	32	34	94.12
Texas	9	33	33	100
TCU	9	29	31	93.55
Oklahoma St.	9	29	31	93.55
Iowa St.	9	29	30	96.67
Texas Tech	9	25	25	100
Houston	9	22	22	100
BYU	9	20	20	100
Cincinnati	9	17	17	100
Baylor	9	14	16	87.5

YARDS PUNTED

Team	G	No.	Yards	Avg/P	Ret.	Avg/R	TB	Net/P
BYU	9	47	2257	48.02	235	16.79	4	41.32
Texas Tech	9	41	1842	44.93	84	7.64	4	40.93
Oklahoma St.	9	39	1614	41.38	24	2.18	2	39.74
Iowa St.	9	40	1613	40.33	112	7.47	3	36.03
Houston	9	40	1607	40.18	55	6.11	0	38.80
Cincinnati	9	37	1604	43.35	64	4.57	0	41.62
Kansas St.	9	34	1450	42.65	171	19.00	0	37.62
West Virginia	9	32	1353	42.28	0	0.00	1	41.66
Oklahoma	9	32	1327	41.47	80	5.71	2	37.72
TCU	9	31	1259	40.61	71	8.88	2	37.03
Baylor	9	27	1140	42.22	136	13.60	0	37.19
Texas	9	26	1108	42.62	57	6.33	2	38.88
UCF	9	27	1072	39.70	131	14.56	1	34.11
Kansas	9	27	1071	39.67	-6	-3.00	0	39.89

PUNT RETURN AVG

Team	G	No	Yards	TD	Long	Avg.
Kansas	9	4	110	1	82	27.5
Texas Tech	9	8	169	1	43	21.13
Baylor	9	11	190	0	70	17.27
Texas	9	17	288	2	74	16.94
TCU	9	9	84	0	21	9.33
Iowa St.	9	10	67	0	33	6.7
West Virginia	9	13	87	0	20	6.69
UCF	9	9	55	0	17	6.11
BYU	9	15	59	0	31	3.93
Houston	9	9	33	0	14	3.67
Oklahoma St.	9	7	20	0	14	2.86
Oklahoma	9	14	34	0	22	2.43
Cincinnati	9	7	13	0	12	1.86
Kansas St.	9	10	5	0	9	0.5

KICK RETURNS

Team	G	No.	Yards	TD	Long	Avg.
Baylor	9	30	764	2	96	25.47
Texas Tech	9	26	670	1	100	25.77
Houston	9	24	574	2	100	23.92
BYU	9	24	448	0	40	18.67
TCU	9	23	439	0	40	19.09
Oklahoma St.	9	22	477	0	40	21.68
Kansas	9	21	411	0	43	19.57
Texas	9	18	383	1	95	21.28
West Virginia	9	17	322	0	33	18.94
Oklahoma	9	17	308	0	32	18.12
Kansas St.	9	14	212	0	38	15.14
UCF	9	12	221	0	51	18.42
Iowa St.	9	10	272	0	72	27.20
Cincinnati	9	10	161	0	37	16.10

PUNT RETURNS

Team	G	No	Yards	TD	Long	Avg.
Texas	9	17	288	2	74	16.94
BYU	9	15	59	0	31	3.93
Oklahoma	9	14	34	0	22	2.43
West Virginia	9	13	87	0	20	6.69
Baylor	9	11	190	0	70	17.27
Kansas St.	9	10	5	0	9	0.5
Iowa St.	9	10	67	0	33	6.7
UCF	9	9	55	0	17	6.11
TCU	9	9	84	0	21	9.33
Houston	9	9	33	0	14	3.67
Texas Tech	9	8	169	1	43	21.13
Oklahoma St.	9	7	20	0	14	2.86
Cincinnati	9	7	13	0	12	1.86
Kansas	9	4	110	1	82	27.5

KICK RETURN YARDS

Team	G	No.	Yards	TD	Long	Avg.
Baylor	9	30	764	2	96	25.47
Texas Tech	9	26	670	1	100	25.77
Houston	9	24	574	2	100	23.92
Oklahoma St.	9	22	477	0	40	21.68
BYU	9	24	448	0	40	18.67
TCU	9	23	439	0	40	19.09
Kansas	9	21	411	0	43	19.57
Texas	9	18	383	1	95	21.28
West Virginia	9	17	322	0	33	18.94
Oklahoma	9	17	308	0	32	18.12
Iowa St.	9	10	272	0	72	27.20
UCF	9	12	221	0	51	18.42
Kansas St.	9	14	212	0	38	15.14
Cincinnati	9	10	161	0	37	16.10



**2023-24 Big 12 Football
Extended Team Leaders
In Conference games**

PUNT RETURN YARDS

Team	G	No	Yards	TD	Long	Avg.
Texas	9	17	288	2	74	16.94
Baylor	9	11	190	0	70	17.27
Texas Tech	9	8	169	1	43	21.13
Kansas	9	4	110	1	82	27.5
West Virginia	9	13	87	0	20	6.69
TCU	9	9	84	0	21	9.33
Iowa St.	9	10	67	0	33	6.7
BYU	9	15	59	0	31	3.93
UCF	9	9	55	0	17	6.11
Oklahoma	9	14	34	0	22	2.43
Houston	9	9	33	0	14	3.67
Oklahoma St.	9	7	20	0	14	2.86
Cincinnati	9	7	13	0	12	1.86
Kansas St.	9	10	5	0	9	0.5

KICK RETURN TDS

Team	G	No.	Yards	TD	Long	Avg.
Houston	9	24	574	2	100	23.92
Baylor	9	30	764	2	96	25.47
Texas Tech	9	26	670	1	100	25.77
Texas	9	18	383	1	95	21.28
West Virginia	9	17	322	0	33	18.94
UCF	9	12	221	0	51	18.42
TCU	9	23	439	0	40	19.09
Oklahoma St.	9	22	477	0	40	21.68
Oklahoma	9	17	308	0	32	18.12
Kansas St.	9	14	212	0	38	15.14
Kansas	9	21	411	0	43	19.57
Iowa St.	9	10	272	0	72	27.20
Cincinnati	9	10	161	0	37	16.10
BYU	9	24	448	0	40	18.67

PUNT RETURN TDS

Team	G	No	Yards	TD	Long	Avg.
Texas	9	17	288	2	74	16.94
Texas Tech	9	8	169	1	43	21.13
Kansas	9	4	110	1	82	27.5
West Virginia	9	13	87	0	20	6.69
UCF	9	9	55	0	17	6.11
TCU	9	9	84	0	21	9.33
Oklahoma St.	9	7	20	0	14	2.86
Oklahoma	9	14	34	0	22	2.43
Kansas St.	9	10	5	0	9	0.5
Iowa St.	9	10	67	0	33	6.7
Houston	9	9	33	0	14	3.67
Cincinnati	9	7	13	0	12	1.86
BYU	9	15	59	0	31	3.93
Baylor	9	11	190	0	70	17.27

KICKOFF RETURNS

Team	G	No	Yards	TD	Long	Avg.
Baylor	9	43	1781	2	96	41.42
BYU	9	38	1567	0	40	41.24
Texas	9	64	2600	1	95	40.63
Oklahoma St.	9	62	2518	0	40	40.61
Texas Tech	9	45	1803	1	100	40.07
Oklahoma	9	64	2562	0	32	40.03
Iowa St.	9	56	2239	0	72	39.98
Kansas	9	55	2152	0	43	39.13
Kansas St.	9	61	2384	0	38	39.08
UCF	9	48	1827	0	51	38.06
TCU	9	50	1855	0	40	37.1
Houston	9	36	1330	2	100	36.94
Cincinnati	9	38	1398	0	37	36.79
West Virginia	9	56	2033	0	33	36.3



**2023-24 Big 12 Football
Extended Team Leaders
In Conference games**

INTERCEPTION RETURN AVG

Team	G	No.	Yards	TD	Long	Avg.
Houston	9	4	107	1	57	26.75
Oklahoma	9	13	272	3	100	20.92
BYU	9	9	184	2	42	20.44
Kansas	9	8	150	3	50	18.75
Oklahoma St.	9	10	166	1	35	16.60
TCU	9	5	76	1	40	15.20
Texas	9	10	135	1	45	13.50
West Virginia	9	4	51	0	31	12.75
Cincinnati	9	5	61	0	25	12.20
UCF	9	8	92	0	28	11.50
Kansas St.	9	11	122	1	45	11.09
Texas Tech	9	7	53	0	23	7.57
Iowa St.	9	13	62	0	30	4.77
Baylor	9	5	11	0	6	2.20

FUMBLE RETURNS

Team	G	No.	Yards	TD	Long	Avg.
West Virginia	9	4	0	0	0	0.00
UCF	9	4	87	1	87	21.75
Texas Tech	9	1	0	0	0	0.00
Texas	9	5	0	0	0	0.00
TCU	9	2	0	0	0	0.00
Oklahoma St.	9	8	0	0	0	0.00
Oklahoma	9	4	0	0	0	0.00
Kansas St.	9	9	15	1	15	1.67
Kansas	9	4	28	1	22	7.00
Iowa St.	9	3	6	0	6	2.00
Houston	9	3	0	0	0	0.00
Cincinnati	9	2	0	0	0	0.00
BYU	9	4	0	1	0	0.00
Baylor	9	7	97	2	72	13.86

INTERCEPTION RETURNS

Team	G	No.	Yards	TD	Long	Avg.
Oklahoma	9	13	272	3	100	20.92
Iowa St.	9	13	62	0	30	4.77
Kansas St.	9	11	122	1	45	11.09
Texas	9	10	135	1	45	13.50
Oklahoma St.	9	10	166	1	35	16.60
BYU	9	9	184	2	42	20.44
UCF	9	8	92	0	28	11.50
Kansas	9	8	150	3	50	18.75
Texas Tech	9	7	53	0	23	7.57
TCU	9	5	76	1	40	15.20
Cincinnati	9	5	61	0	25	12.20
Baylor	9	5	11	0	6	2.20
West Virginia	9	4	51	0	31	12.75
Houston	9	4	107	1	57	26.75

FUMBLE RETURN YARDS

Team	G	No.	Yards	TD	Long	Avg.
Baylor	9	7	97	2	72	13.86
UCF	9	4	87	1	87	21.75
Kansas	9	4	28	1	22	7.00
Kansas St.	9	9	15	1	15	1.67
Iowa St.	9	3	6	0	6	2.00
West Virginia	9	4	0	0	0	0.00
Texas Tech	9	1	0	0	0	0.00
Texas	9	5	0	0	0	0.00
TCU	9	2	0	0	0	0.00
Oklahoma St.	9	8	0	0	0	0.00
Oklahoma	9	4	0	0	0	0.00
Houston	9	3	0	0	0	0.00
Cincinnati	9	2	0	0	0	0.00
BYU	9	4	0	1	0	0.00

INTERCEPTION RET YARDS

Team	G	No.	Yards	TD	Long	Avg.
Oklahoma	9	13	272	3	100	20.92
BYU	9	9	184	2	42	20.44
Oklahoma St.	9	10	166	1	35	16.60
Kansas	9	8	150	3	50	18.75
Texas	9	10	135	1	45	13.50
Kansas St.	9	11	122	1	45	11.09
Houston	9	4	107	1	57	26.75
UCF	9	8	92	0	28	11.50
TCU	9	5	76	1	40	15.20
Iowa St.	9	13	62	0	30	4.77
Cincinnati	9	5	61	0	25	12.20
Texas Tech	9	7	53	0	23	7.57
West Virginia	9	4	51	0	31	12.75
Baylor	9	5	11	0	6	2.20

FUMBLE RETURN TDS

Team	G	No.	Yards	TD	Long	Avg.
Baylor	9	7	97	2	72	13.86
UCF	9	4	87	1	87	21.75
Kansas St.	9	9	15	1	15	1.67
Kansas	9	4	28	1	22	7.00
BYU	9	4	0	1	0	0.00
West Virginia	9	4	0	0	0	0.00
Texas Tech	9	1	0	0	0	0.00
Texas	9	5	0	0	0	0.00
TCU	9	2	0	0	0	0.00
Oklahoma St.	9	8	0	0	0	0.00
Oklahoma	9	4	0	0	0	0.00
Iowa St.	9	3	6	0	6	2.00
Houston	9	3	0	0	0	0.00
Cincinnati	9	2	0	0	0	0.00



**2023-24 Big 12 Football
Extended Team Leaders
In Conference games**

INTERCEPTION RETURN TDS

Team	G	No.	Yards	TD	Long	Avg.
Oklahoma	9	13	272	3	100	20.92
Kansas	9	8	150	3	50	18.75
BYU	9	9	184	2	42	20.44
Texas	9	10	135	1	45	13.50
TCU	9	5	76	1	40	15.20
Oklahoma St.	9	10	166	1	35	16.60
Kansas St.	9	11	122	1	45	11.09
Houston	9	4	107	1	57	26.75
West Virginia	9	4	51	0	31	12.75
UCF	9	8	92	0	28	11.50
Texas Tech	9	7	53	0	23	7.57
Iowa St.	9	13	62	0	30	4.77
Cincinnati	9	5	61	0	25	12.20
Baylor	9	5	11	0	6	2.20

FUMBLE RECOVERED

Team	G	No.	Yards	TD	Long	Avg.
Kansas St.	9	9	15	1	15	1.67
Oklahoma St.	9	8	0	0	0	0.00
Baylor	9	7	97	2	72	13.86
Texas	9	5	0	0	0	0.00
West Virginia	9	4	0	0	0	0.00
UCF	9	4	87	1	87	21.75
Oklahoma	9	4	0	0	0	0.00
Kansas	9	4	28	1	22	7.00
BYU	9	4	0	1	0	0.00
Iowa St.	9	3	6	0	6	2.00
Houston	9	3	0	0	0	0.00
TCU	9	2	0	0	0	0.00
Cincinnati	9	2	0	0	0	0.00
Texas Tech	9	1	0	0	0	0.00

FUMBLE RETURN AVG

Team	G	No.	Yards	TD	Long	Avg.
UCF	9	4	87	1	87	21.75
Baylor	9	7	97	2	72	13.86
Kansas	9	4	28	1	22	7.00
Iowa St.	9	3	6	0	6	2.00
Kansas St.	9	9	15	1	15	1.67
West Virginia	9	4	0	0	0	0.00
Texas Tech	9	1	0	0	0	0.00
Texas	9	5	0	0	0	0.00
TCU	9	2	0	0	0	0.00
Oklahoma St.	9	8	0	0	0	0.00
Oklahoma	9	4	0	0	0	0.00
Houston	9	3	0	0	0	0.00
Cincinnati	9	2	0	0	0	0.00
BYU	9	4	0	1	0	0.00

TURNOVER MARGIN

Team	Lost			Gained			Margin	Per/G	
	G	Fum	Int	Tot	Fum	Int			Tot
Kansas St.	9	2	7	9	9	11	20	11	1.22
Iowa St.	9	3	5	8	3	13	16	8	0.89
Oklahoma	9	7	5	12	4	13	17	5	0.56
Oklahoma St.	9	3	11	14	8	10	18	4	0.44
Kansas	9	3	7	10	4	8	12	2	0.22
Baylor	9	6	4	10	7	5	12	2	0.22
UCF	9	5	6	11	4	8	12	1	0.11
Texas	9	6	8	14	5	10	15	1	0.11
West Virginia	9	3	7	10	4	4	8	-2	-0.22
BYU	9	9	8	17	4	9	13	-4	-0.44
Cincinnati	9	5	8	13	2	5	7	-6	-0.67
Texas Tech	9	3	12	15	1	7	8	-7	-0.78
Houston	9	2	12	14	3	4	7	-7	-0.78
TCU	9	3	12	15	2	5	7	-8	-0.89

FIRST DOWNS

Team	G	Rush	Pass	Pen	Total	Avg/G
TCU	9	75	140	12	227	25.22
Oklahoma	9	89	115	20	224	24.89
Kansas St.	9	103	100	18	221	24.56
West Virginia	9	116	73	24	213	23.67
Texas	9	87	113	7	207	23
Oklahoma St.	9	67	126	14	207	23
UCF	9	94	85	16	195	21.67
Cincinnati	9	103	77	7	187	20.78
Texas Tech	9	89	82	12	183	20.33
Kansas	9	83	82	14	179	19.89
Baylor	9	60	108	8	176	19.56
Houston	9	57	89	11	157	17.44
BYU	9	59	81	14	154	17.11
Iowa St.	9	51	91	9	151	16.78

3RD-DOWN CONVERSIONS

Team	G	Conv.	Att.	Pct.
UCF	9	56	115	48.7
Kansas St.	9	64	132	48.48
TCU	9	62	133	46.62
Oklahoma	9	55	125	44
Kansas	9	42	98	42.86
West Virginia	9	51	122	41.8
Iowa St.	9	49	121	40.5
Cincinnati	9	50	129	38.76
Oklahoma St.	9	51	134	38.06
Texas Tech	9	48	133	36.09
Texas	9	40	113	35.4
Baylor	9	47	134	35.07
Houston	9	36	111	32.43
BYU	9	33	118	27.97



**2023-24 Big 12 Football
Extended Team Leaders
In Conference games**

1ST DOWNS RUSHING

Team	G	Rush	Pass	Pen	Total	Avg/G
West Virginia	9	116	73	24	213	23.67
Kansas St.	9	103	100	18	221	24.56
Cincinnati	9	103	77	7	187	20.78
UCF	9	94	85	16	195	21.67
Texas Tech	9	89	82	12	183	20.33
Oklahoma	9	89	115	20	224	24.89
Texas	9	87	113	7	207	23
Kansas	9	83	82	14	179	19.89
TCU	9	75	140	12	227	25.22
Oklahoma St.	9	67	126	14	207	23
Baylor	9	60	108	8	176	19.56
BYU	9	59	81	14	154	17.11
Houston	9	57	89	11	157	17.44
Iowa St.	9	51	91	9	151	16.78

OPT 3RD-DN CONVERT

Team	G	Conv.	Att.	Pct.
Texas	9	28	115	24.35
Kansas St.	9	34	120	28.33
Oklahoma	9	41	134	30.6
Iowa St.	9	48	132	36.36
TCU	9	49	130	37.69
Oklahoma St.	9	51	127	40.16
West Virginia	9	48	118	40.68
Cincinnati	9	47	113	41.59
Texas Tech	9	53	127	41.73
UCF	9	49	116	42.24
Kansas	9	54	122	44.26
Baylor	9	53	113	46.9
BYU	9	66	130	50.77
Houston	9	63	121	52.07

1ST DOWNS PASSING

Team	G	Rush	Pass	Pen	Total	Avg/G
TCU	9	75	140	12	227	25.22
Oklahoma St.	9	67	126	14	207	23
Oklahoma	9	89	115	20	224	24.89
Texas	9	87	113	7	207	23
Baylor	9	60	108	8	176	19.56
Kansas St.	9	103	100	18	221	24.56
Iowa St.	9	51	91	9	151	16.78
Houston	9	57	89	11	157	17.44
UCF	9	94	85	16	195	21.67
Texas Tech	9	89	82	12	183	20.33
Kansas	9	83	82	14	179	19.89
BYU	9	59	81	14	154	17.11
Cincinnati	9	103	77	7	187	20.78
West Virginia	9	116	73	24	213	23.67

4TH-DOWN CONVERSIONS

Team	G	Conv.	Att.	Pct.
Oklahoma	9	10	14	71.43
Iowa St.	9	7	11	63.64
UCF	9	9	15	60
Texas	9	12	20	60
Texas Tech	9	17	29	58.62
West Virginia	9	11	20	55
Kansas St.	9	9	18	50
TCU	9	10	21	47.62
BYU	9	10	21	47.62
Oklahoma St.	9	7	15	46.67
Cincinnati	9	9	24	37.5
Baylor	9	14	38	36.84
Kansas	9	5	14	35.71
Houston	9	5	20	25

1ST DOWNS BY PENALTY

Team	G	Rush	Pass	Pen	Total	Avg/G
West Virginia	9	116	73	24	213	23.67
Oklahoma	9	89	115	20	224	24.89
Kansas St.	9	103	100	18	221	24.56
UCF	9	94	85	16	195	21.67
Oklahoma St.	9	67	126	14	207	23
Kansas	9	83	82	14	179	19.89
BYU	9	59	81	14	154	17.11
Texas Tech	9	89	82	12	183	20.33
TCU	9	75	140	12	227	25.22
Houston	9	57	89	11	157	17.44
Iowa St.	9	51	91	9	151	16.78
Baylor	9	60	108	8	176	19.56
Texas	9	87	113	7	207	23
Cincinnati	9	103	77	7	187	20.78

OPP 4TH-DN CONVERT

Team	G	Conv.	Att.	Pct.
Oklahoma St.	9	3	18	16.67
BYU	9	7	19	36.84
TCU	9	9	24	37.5
Texas	9	8	21	38.1
Baylor	9	6	14	42.86
Texas Tech	9	7	16	43.75
Kansas St.	9	14	29	48.28
UCF	9	10	19	52.63
Oklahoma	9	15	28	53.57
Houston	9	10	18	55.56
Iowa St.	9	16	28	57.14
West Virginia	9	12	20	60
Kansas	9	9	14	64.29
Cincinnati	9	9	12	75



**2023-24 Big 12 Football
Extended Team Leaders
In Conference games**

OPPONENT 1ST DOWNS

Team	G	Rush	Pass	Pen	Total	Avg/G
Kansas St.	9	65	85	10	160	17.78
Texas	9	46	107	14	167	18.56
Oklahoma St.	9	75	91	9	175	19.44
TCU	9	81	85	21	187	20.78
West Virginia	9	81	99	9	189	21
Texas Tech	9	82	93	14	189	21
Cincinnati	9	89	85	15	189	21
Baylor	9	79	104	8	191	21.22
Iowa St.	9	74	98	20	192	21.33
Oklahoma	9	76	102	16	194	21.56
Kansas	9	90	99	12	201	22.33
BYU	9	96	103	14	213	23.67
UCF	9	100	99	15	214	23.78
Houston	9	99	112	9	220	24.44



**2023-24 Big 12 Football
Extended Team Leaders
In Conference games**

SACKS BY

Team	G	No.	Yards	Avg/G
Texas	9	23	163	2.56
West Virginia	9	21	136	2.33
Houston	9	21	115	2.33
UCF	9	19	162	2.11
Kansas	9	17	116	1.89
Texas Tech	9	16	111	1.78
TCU	9	15	99	1.67
Iowa St.	9	15	100	1.67
Oklahoma St.	9	14	82	1.56
Oklahoma	9	14	89	1.56
Kansas St.	9	14	98	1.56
Baylor	9	11	76	1.22
Cincinnati	9	8	47	0.89
BYU	9	6	68	0.67

KICKOFF COVERAGE

Team	G	No	Yards	Avg.	Ret.	TB	NetAvg
Baylor	9	43	2624	61.02	454	6	37.33
BYU	9	38	2360	62.11	253	21	36.5
Texas	9	64	4093	63.95	470	32	45.47
Oklahoma St.	9	62	3860	62.26	199	31	40.94
Texas Tech	9	45	2855	63.44	325	26	34.11
Oklahoma	9	64	3932	61.44	349	30	43.81
Iowa St.	9	56	3427	61.2	485	24	44.38
Kansas	9	55	3363	61.15	163	37	36.22
Kansas St.	9	61	3645	59.75	567	20	46.36
UCF	9	48	2869	59.77	441	24	41.94
TCU	9	50	3062	61.24	370	31	36.26
Houston	9	36	2206	61.28	414	17	33.53
Cincinnati	9	38	2269	59.71	307	15	44.68
West Virginia	9	56	3422	61.11	865	14	49.11

SACKS AGAINST

Team	G	No.	Yards	Avg/G
West Virginia	9	3	18	0.33
Oklahoma St.	9	4	40	0.44
Kansas	9	11	93	1.22
Iowa St.	9	11	64	1.22
Texas Tech	9	13	98	1.44
Kansas St.	9	13	96	1.44
Oklahoma	9	15	87	1.67
BYU	9	16	121	1.78
TCU	9	17	99	1.89
UCF	9	18	129	2
Cincinnati	9	20	123	2.22
Texas	9	21	119	2.33
Houston	9	21	146	2.33
Baylor	9	31	229	3.44

RED ZONE OFFENSE

Team	G	Scores	Pct.	TDs	(R-P)	FGs	TurnO
Iowa St.	9	25 - 25	100.00	15	9 - 6	10 - 10	0
Kansas St.	9	42 - 47	89.36	36	22 - 14	6 - 8	3
Oklahoma	9	41 - 47	87.23	30	20 - 10	11 - 15	2
West Virginia	9	36 - 42	85.71	25	21 - 4	11 - 11	4
Oklahoma St.	9	38 - 45	84.44	23	18 - 5	15 - 18	4
UCF	9	25 - 30	83.33	21	14 - 7	4 - 7	0
Kansas	9	25 - 30	83.33	19	13 - 6	6 - 8	3
Texas Tech	9	26 - 32	81.25	20	12 - 8	6 - 6	5
Houston	9	14 - 18	77.78	9	1 - 8	5 - 5	4
BYU	9	20 - 27	74.07	14	8 - 6	6 - 8	5
Texas	9	28 - 38	73.68	16	11 - 5	12 - 13	8
Cincinnati	9	19 - 26	73.08	13	6 - 7	6 - 8	4
TCU	9	26 - 36	72.22	22	9 - 13	4 - 4	9
Baylor	9	24 - 35	68.57	15	8 - 7	9 - 13	6

PENALTIES

Team	G	No.	Yards	Avg/G
Baylor	9	33	252	28
Oklahoma St.	9	41	340	37.78
Kansas St.	9	41	367	40.78
BYU	9	46	380	42.22
West Virginia	9	45	395	43.89
Iowa St.	9	44	395	43.89
Kansas	9	41	402	44.67
Cincinnati	9	44	408	45.33
Houston	9	48	426	47.33
UCF	9	54	459	51
Oklahoma	9	58	461	51.22
TCU	9	53	467	51.89
Texas Tech	9	52	476	52.89
Texas	9	60	478	53.11

RED ZONE DEFENSE

Team	G	Scores	Pct.	TDs	(R-P)	FGs	TurnO
Texas	9	19 - 28	67.86	12	5 - 7	7 - 8	7
Iowa St.	9	21 - 28	75.00	17	10 - 7	4 - 5	5
Baylor	9	29 - 38	76.32	22	12 - 10	7 - 9	6
Oklahoma	9	26 - 34	76.47	18	10 - 8	8 - 10	6
Kansas St.	9	20 - 26	76.92	12	7 - 5	8 - 9	4
UCF	9	38 - 48	79.17	26	19 - 7	12 - 17	4
Oklahoma St.	9	18 - 22	81.82	14	10 - 4	4 - 5	3
Houston	9	32 - 39	82.05	26	20 - 6	6 - 9	2
West Virginia	9	24 - 29	82.76	20	10 - 10	4 - 7	2
Texas Tech	9	29 - 35	82.86	19	12 - 7	10 - 11	4
Cincinnati	9	31 - 37	83.78	23	15 - 8	8 - 10	3
BYU	9	33 - 39	84.62	23	13 - 10	10 - 11	5
TCU	9	32 - 37	86.49	21	14 - 7	11 - 11	5
Kansas	9	37 - 38	97.37	25	15 - 10	12 - 12	1



OPPONENT PENALTIES

Team	G	No.	Yards	Avg/G
West Virginia	9	61	572	63.56
BYU	9	63	517	57.44
Kansas St.	9	55	507	56.33
Oklahoma	9	49	423	47
Kansas	9	45	422	46.89
Oklahoma St.	9	49	413	45.89
Iowa St.	9	47	399	44.33
UCF	9	45	388	43.11
Houston	9	42	374	41.56
Baylor	9	41	374	41.56
TCU	9	42	366	40.67
Texas Tech	9	43	356	39.56
Cincinnati	9	41	318	35.33
Texas	9	37	277	30.78

TIME OF POSSESSION

Team	G	Total possession	Avg/G
West Virginia	9	303:28	33:43
Kansas St.	9	290:18	32:16
Texas	9	287:58	32:00
Baylor	9	286:29	31:50
Cincinnati	9	280:50	31:12
Oklahoma St.	9	277:34	30:50
Iowa St.	9	270:12	30:01
Kansas	9	262:07	29:07
Texas Tech	9	259:04	28:47
Oklahoma	9	257:42	28:38
UCF	9	256:34	28:31
BYU	9	254:49	28:19
TCU	9	248:14	27:35
Houston	9	242:29	26:56



**2023-24 Big 12 Football
Conference Individual Game Highs
In Conference games**

INDIVIDUAL PLAYER GAME HIGHS

Points scored	
30	Ollie Gordon (Oklahoma St.) vs BYU (11/25/2023)
30	Avery Johnson (Kansas St.) at Texas Tech (10/14/2023)
Touchdowns	
5	Ollie Gordon (Oklahoma St.) vs BYU (11/25/2023)
5	Avery Johnson (Kansas St.) at Texas Tech (10/14/2023)
TD responsibility	
8	Dillon Gabriel (Oklahoma) vs West Virginia (11/11/2023) [3r,5p]
Points scored kicking	
21	Bert Auburn (Texas) vs Texas Tech (11/24/2023) [5fg,6pat]
Total offense yards	
473	Dillon Gabriel (Oklahoma) vs West Virginia (11/11/2023) [50r,423p]
465	Josh Hoover (TCU) vs BYU (10/14/2023) [26r,439p]
Total offense plays	
61	Josh Hoover (TCU) at Oklahoma (11/24/2023) [3r,58p]
59	Will Howard (Kansas St.) vs Iowa St. (11/25/2023) [11r,48p]
59	Josh Hoover (TCU) vs BYU (10/14/2023) [1r,58p]
Total offense yards/play	
42	Jaylin Noel (Iowa St.) vs Kansas (11/04/2023) [42-1]
36	Ryan Rehkow (BYU) at Oklahoma St. (11/25/2023) [36-1]
Rushing yards	
282	Ollie Gordon (Oklahoma St.) at West Virginia (10/21/2023)
276	Abu Sama (Iowa St.) at Kansas St. (11/25/2023)
Rushing attempts	
34	Ollie Gordon (Oklahoma St.) vs BYU (11/25/2023)
33	Tahj Brooks (Texas Tech) at Kansas (11/11/2023)
33	Ollie Gordon (Oklahoma St.) vs Oklahoma (11/04/2023)
Yards per rush	
54	Jake Strong (Texas Tech) vs Kansas St. (10/14/2023) [54-1]
26	Josh Hoover (TCU) vs BYU (10/14/2023) [26-1]
Rushing TDs	
5	Ollie Gordon (Oklahoma St.) vs BYU (11/25/2023)
5	Avery Johnson (Kansas St.) at Texas Tech (10/14/2023)
Longest rush	
92	RJ Harvey (UCF) vs Oklahoma St. (11/11/2023)
79	Johnny Richardson (UCF) vs Baylor (09/30/2023)
Passing yards	
439	Josh Hoover (TCU) vs BYU (10/14/2023)
423	Dillon Gabriel (Oklahoma) vs West Virginia (11/11/2023)
Passing attempts	
58	Josh Hoover (TCU) at Oklahoma (11/24/2023)
58	Josh Hoover (TCU) vs BYU (10/14/2023)
Passing TDs	
5	Dillon Gabriel (Oklahoma) vs West Virginia (11/11/2023)
5	Jason Bean (Kansas) at Oklahoma St. (10/14/2023)
Longest pass	
86	John Rhys Plumlee (UCF) at Oklahoma (10/21/2023)
82	Rocco Becht (Iowa St.) at Kansas St. (11/25/2023)
Passes completed	
37	Josh Hoover (TCU) vs BYU (10/14/2023)
32	Josh Hoover (TCU) at Oklahoma (11/24/2023)
32	Josh Hoover (TCU) at Texas Tech (11/02/2023)



**2023-24 Big 12 Football
Conference Individual Game Highs
In Conference games**

32	Donovan Smith (Houston) vs Texas (10/21/2023)
Had intercepted	
3	Behren Morton (Texas Tech) at Texas (11/24/2023)
3	Donovan Smith (Houston) vs Cincinnati (11/11/2023)
3	Alan Bowman (Oklahoma St.) at UCF (11/11/2023)
3	John Rhys Plumlee (UCF) vs West Virginia (10/28/2023)
3	Jake Strong (Texas Tech) at BYU (10/21/2023)
3	Jake Strong (Texas Tech) vs Kansas St. (10/14/2023)
3	Will Howard (Kansas St.) at Oklahoma St. (10/06/2023)
Pass completion pct	
100	Ryan Montgomery (Cincinnati) vs Kansas (11/25/2023) [1-1]
100	Ryan Rehkow (BYU) at Oklahoma St. (11/25/2023) [1-1]
100	Ui Ale (Houston) at UCF (11/25/2023) [1-1]
100	Joseph Manjack IV (Houston) vs Oklahoma St. (11/18/2023) [1-1]
100	Sawyer Robertson (Baylor) at TCU (11/18/2023) [1-1]
100	Parker Kingston (BYU) vs Iowa St. (11/11/2023) [1-1]
100	Timmy McClain (UCF) vs Oklahoma St. (11/11/2023) [1-1]
100	Jordan Nabors (Baylor) at Kansas St. (11/11/2023) [1-1]
100	Nicco Marchiol (West Virginia) vs BYU (11/04/2023) [4-4]
100	Jaylin Noel (Iowa St.) vs Kansas (11/04/2023) [1-1]
100	Nicco Marchiol (West Virginia) at UCF (10/28/2023) [1-1]
100	Jake Rubley (Kansas St.) vs Houston (10/28/2023) [1-1]
100	Ryan Sanborn (Texas) at Houston (10/21/2023) [1-1]
100	Grant Tisdale (TCU) vs BYU (10/14/2023) [1-1]
100	Savion Red (Texas) vs Oklahoma (N) (10/07/2023) [1-1]
100	Brennan Presley (Oklahoma St.) vs Kansas St. (10/06/2023) [1-1]
100	J.J. Kohl (Iowa St.) at Oklahoma (09/30/2023) [4-4]
100	LJ Martin (BYU) vs Cincinnati (09/29/2023) [1-1]
100	Xavier Worthy (Texas) at Baylor (09/23/2023) [1-1]
100	Traylon Ray (West Virginia) vs Texas Tech (09/23/2023) [1-1]
Pass yards/attempt	
42	Jaylin Noel (Iowa St.) vs Kansas (11/04/2023) [42-1]
36	Ryan Rehkow (BYU) at Oklahoma St. (11/25/2023) [36-1]
Pass yards/catch	
42	Jaylin Noel (Iowa St.) vs Kansas (11/04/2023) [42-1]
36	Ryan Rehkow (BYU) at Oklahoma St. (11/25/2023) [36-1]
Receiving yards	
189	Brennan Presley (Oklahoma St.) at Houston (11/18/2023)
178	Jared Wiley (TCU) vs Baylor (11/18/2023)
Receptions	
15	Brennan Presley (Oklahoma St.) at Houston (11/18/2023)
12	Drake Stoops (Oklahoma) vs TCU (11/24/2023)
12	Drake Stoops (Oklahoma) at Oklahoma St. (11/04/2023)
Yards per catch	
139	Jaylin Noel (Iowa St.) at Kansas St. (11/25/2023) [3-160]
122	Ollie Gordon (Oklahoma St.) vs Kansas (10/14/2023) [6-116]
Receiving TDs	
3	Drake Stoops (Oklahoma) vs West Virginia (11/11/2023)
3	Kobe Hudson (UCF) vs Oklahoma St. (11/11/2023)
Longest reception	
86	Javon Baker (UCF) at Oklahoma (10/21/2023)
82	Jaylin Noel (Iowa St.) at Kansas St. (11/25/2023)
Field goal attempts	
6	Alex Hale (Oklahoma St.) vs Kansas St. (10/06/2023)
5	Bert Auburn (Texas) vs Texas Tech (11/24/2023)



**2023-24 Big 12 Football
Conference Individual Game Highs
In Conference games**

5	Alex Hale (Oklahoma St.) vs Kansas (10/14/2023)
5	Griffin Kell (TCU) at Houston (09/16/2023)
Field goals made	
5	Bert Auburn (Texas) vs Texas Tech (11/24/2023)
5	Alex Hale (Oklahoma St.) vs Kansas St. (10/06/2023)
Longest field goal	
56	Griffin Kell (TCU) vs Texas (11/11/2023)
55	Gino Garcia (Texas Tech) vs TCU (11/02/2023)
Field goal pct	
100	Chris Tennant (Kansas St.) vs Iowa St. (11/25/2023) [2-2]
100	Michael Hayes (West Virginia) at Baylor (11/25/2023) [2-2]
100	Alex Hale (Oklahoma St.) vs BYU (11/25/2023) [2-2]
100	Will Ferrin (BYU) at Oklahoma St. (11/25/2023) [2-2]
100	Jack Martin (Houston) at UCF (11/25/2023) [2-2]
100	Bert Auburn (Texas) vs Texas Tech (11/24/2023) [5-5]
100	Griffin Kell (TCU) at Oklahoma (11/24/2023) [1-1]
100	Zach Schmit (Oklahoma) vs TCU (11/24/2023) [2-2]
100	Bert Auburn (Texas) at Iowa St. (11/18/2023) [3-3]
100	Gino Garcia (Texas Tech) vs UCF (11/18/2023) [1-1]
100	Alex Hale (Oklahoma St.) at Houston (11/18/2023) [3-3]
100	Isaiah Hankins (Baylor) at TCU (11/18/2023) [1-1]
100	Will Ferrin (BYU) vs Oklahoma (11/18/2023) [1-1]
100	Chase Contreras (Iowa St.) at BYU (11/11/2023) [1-1]
100	Bert Auburn (Texas) at TCU (11/11/2023) [3-3]
100	Griffin Kell (TCU) vs Texas (11/11/2023) [2-2]
100	Zach Schmit (Oklahoma) vs West Virginia (11/11/2023) [1-1]
100	Carter Brown (Cincinnati) at Houston (11/11/2023) [1-1]
100	Alex Hale (Oklahoma St.) at UCF (11/11/2023) [1-1]
100	Colton Boomer (UCF) vs Oklahoma St. (11/11/2023) [1-1]
100	Chris Tennant (Kansas St.) vs Baylor (11/11/2023) [1-1]
100	Seth Keller (Kansas) vs Texas Tech (11/11/2023) [2-2]
100	Michael Hayes (West Virginia) vs BYU (11/04/2023) [3-3]
100	Chase Contreras (Iowa St.) vs Kansas (11/04/2023) [2-2]
100	Carter Brown (Cincinnati) vs UCF (11/04/2023) [2-2]
100	Alex Hale (Oklahoma St.) vs Oklahoma (11/04/2023) [2-2]
100	Bert Auburn (Texas) vs Kansas St. (11/04/2023) [4-4]
100	Gino Garcia (Texas Tech) vs TCU (11/02/2023) [2-2]
100	Chase Contreras (Iowa St.) at Baylor (10/28/2023) [3-3]
100	Will Ferrin (BYU) at Texas (10/28/2023) [2-2]
100	Michael Hayes (West Virginia) at UCF (10/28/2023) [2-2]
100	Chris Tennant (Kansas St.) vs TCU (10/21/2023) [2-2]
100	Griffin Kell (TCU) at Kansas St. (10/21/2023) [1-1]
100	Will Ferrin (BYU) vs Texas Tech (10/21/2023) [2-2]
100	Michael Hayes (West Virginia) vs Oklahoma St. (10/21/2023) [2-2]
100	Bert Auburn (Texas) at Houston (10/21/2023) [1-1]
100	Jack Martin (Houston) vs Texas (10/21/2023) [1-1]
100	Isaiah Hankins (Baylor) at Cincinnati (10/21/2023) [4-4]
100	Colton Boomer (UCF) at Oklahoma (10/21/2023) [3-3]
100	Chris Tennant (Kansas St.) at Texas Tech (10/14/2023) [1-1]
100	Will Ferrin (BYU) at TCU (10/14/2023) [1-1]
100	Griffin Kell (TCU) vs BYU (10/14/2023) [3-3]
100	Chase Contreras (Iowa St.) at Cincinnati (10/14/2023) [3-3]
100	Carter Brown (Cincinnati) vs Iowa St. (10/14/2023) [1-1]
100	Michael Hayes (West Virginia) at Houston (10/12/2023) [1-1]
100	Gino Garcia (Texas Tech) at Baylor (10/07/2023) [1-1]
100	Isaiah Hankins (Baylor) vs Texas Tech (10/07/2023) [2-2]



**2023-24 Big 12 Football
Conference Individual Game Highs
In Conference games**

- 100 Bert Auburn (Texas) vs Oklahoma (N) (10/07/2023) [3-3]
- 100 Chase Contreras (Iowa St.) at Oklahoma (09/30/2023) [2-2]
- 100 Carter Brown (Cincinnati) at BYU (09/29/2023) [2-2]
- 100 Isaiah Hankins (Baylor) vs Texas (09/23/2023) [2-2]
- 100 Gino Garcia (Texas Tech) at West Virginia (09/23/2023) [2-2]
- 100 Michael Hayes (West Virginia) vs Texas Tech (09/23/2023) [2-2]
- 100 Alex Hale (Oklahoma St.) at Iowa St. (09/23/2023) [2-2]
- 100 Chase Contreras (Iowa St.) vs Oklahoma St. (09/23/2023) [2-2]
- 100 Will Ferrin (BYU) at Kansas (09/23/2023) [2-2]
- 100 Seth Keller (Kansas) vs BYU (09/23/2023) [1-1]
- 100 Zach Schmit (Oklahoma) at Cincinnati (09/23/2023) [2-2]

PAT kicks attempted

- 9 Zach Schmit (Oklahoma) vs TCU (11/24/2023)

PAT kicks made

- 9 Zach Schmit (Oklahoma) vs TCU (11/24/2023)

PAT kicks pct

- 100 Owen Piepergerdes (Kansas) at Cincinnati (11/25/2023) [1-1]
- 100 Seth Keller (Kansas) at Cincinnati (11/25/2023) [6-6]
- 100 Carter Brown (Cincinnati) vs Kansas (11/25/2023) [1-1]
- 100 Chris Tennant (Kansas St.) vs Iowa St. (11/25/2023) [3-3]
- 100 Chase Contreras (Iowa St.) at Kansas St. (11/25/2023) [6-6]
- 100 Michael Hayes (West Virginia) at Baylor (11/25/2023) [4-4]
- 100 Isaiah Hankins (Baylor) vs West Virginia (11/25/2023) [4-4]
- 100 Will Ferrin (BYU) at Oklahoma St. (11/25/2023) [4-4]
- 100 Jack Martin (Houston) at UCF (11/25/2023) [1-1]
- 100 Bert Auburn (Texas) vs Texas Tech (11/24/2023) [6-6]
- 100 Gino Garcia (Texas Tech) at Texas (11/24/2023) [1-1]
- 100 Zach Schmit (Oklahoma) vs TCU (11/24/2023) [9-9]
- 100 Bert Auburn (Texas) at Iowa St. (11/18/2023) [1-1]
- 100 Chris Tennant (Kansas St.) at Kansas (11/18/2023) [3-3]
- 100 Gino Garcia (Texas Tech) vs UCF (11/18/2023) [3-3]
- 100 Jack Martin (Houston) vs Oklahoma St. (11/18/2023) [4-4]
- 100 Isaiah Hankins (Baylor) at TCU (11/18/2023) [2-2]
- 100 Michael Hayes (West Virginia) vs Cincinnati (11/18/2023) [6-6]
- 100 Carter Brown (Cincinnati) at West Virginia (11/18/2023) [3-3]
- 100 Griffin Kell (TCU) vs Baylor (11/18/2023) [6-6]
- 100 Zach Schmit (Oklahoma) at BYU (11/18/2023) [4-4]
- 100 Will Ferrin (BYU) vs Oklahoma (11/18/2023) [3-3]
- 100 Chase Contreras (Iowa St.) at BYU (11/11/2023) [6-6]
- 100 Will Ferrin (BYU) vs Iowa St. (11/11/2023) [1-1]
- 100 Bert Auburn (Texas) at TCU (11/11/2023) [2-2]
- 100 Griffin Kell (TCU) vs Texas (11/11/2023) [2-2]
- 100 Jack Martin (Houston) vs Cincinnati (11/11/2023) [2-2]
- 100 Carter Brown (Cincinnati) at Houston (11/11/2023) [3-3]
- 100 Michael Hayes (West Virginia) at Oklahoma (11/11/2023) [2-2]
- 100 Zach Schmit (Oklahoma) vs West Virginia (11/11/2023) [8-8]
- 100 Colton Boomer (UCF) vs Oklahoma St. (11/11/2023) [6-6]
- 100 Chris Tennant (Kansas St.) vs Baylor (11/11/2023) [8-8]
- 100 Gino Garcia (Texas Tech) at Kansas (11/11/2023) [1-1]
- 100 Seth Keller (Kansas) vs Texas Tech (11/11/2023) [1-1]
- 100 Will Ferrin (BYU) at West Virginia (11/04/2023) [1-1]
- 100 Michael Hayes (West Virginia) vs BYU (11/04/2023) [4-4]
- 100 Owen Piepergerdes (Kansas) at Iowa St. (11/04/2023) [2-2]
- 100 Seth Keller (Kansas) at Iowa St. (11/04/2023) [2-2]
- 100 Chase Contreras (Iowa St.) vs Kansas (11/04/2023) [1-1]
- 100 Carter Brown (Cincinnati) vs UCF (11/04/2023) [2-2]



2023-24 Big 12 Football
Conference Individual Game Highs
In Conference games

100 Colton Boomer (UCF) at Cincinnati (11/04/2023) [4-4]
100 Zach Schmit (Oklahoma) at Oklahoma St. (11/04/2023) [3-3]
100 Jack Martin (Houston) at Baylor (11/04/2023) [2-2]
100 Isaiah Hankins (Baylor) vs Houston (11/04/2023) [3-3]
100 Alex Hale (Oklahoma St.) vs Oklahoma (11/04/2023) [3-3]
100 Chris Tennant (Kansas St.) at Texas (11/04/2023) [3-3]
100 Bert Auburn (Texas) vs Kansas St. (11/04/2023) [3-3]
100 Gino Garcia (Texas Tech) vs TCU (11/02/2023) [3-3]
100 Griffin Kell (TCU) at Texas Tech (11/02/2023) [4-4]
100 Carter Brown (Cincinnati) at Oklahoma St. (10/28/2023) [1-1]
100 Alex Hale (Oklahoma St.) vs Cincinnati (10/28/2023) [6-6]
100 Bert Auburn (Texas) vs BYU (10/28/2023) [5-5]
100 Chase Contreras (Iowa St.) at Baylor (10/28/2023) [3-3]
100 Michael Hayes (West Virginia) at UCF (10/28/2023) [5-5]
100 Colton Boomer (UCF) vs West Virginia (10/28/2023) [4-4]
100 Seth Keller (Kansas) vs Oklahoma (10/28/2023) [2-2]
100 Chris Tennant (Kansas St.) vs Houston (10/28/2023) [5-5]
100 Zach Schmit (Oklahoma) at Kansas (10/28/2023) [3-3]
100 Chris Tennant (Kansas St.) vs TCU (10/21/2023) [5-5]
100 Gino Garcia (Texas Tech) at BYU (10/21/2023) [2-2]
100 Will Ferrin (BYU) vs Texas Tech (10/21/2023) [3-3]
100 Michael Hayes (West Virginia) vs Oklahoma St. (10/21/2023) [4-4]
100 Alex Hale (Oklahoma St.) at West Virginia (10/21/2023) [6-6]
100 Bert Auburn (Texas) at Houston (10/21/2023) [4-4]
100 Jack Martin (Houston) vs Texas (10/21/2023) [3-3]
100 Carter Brown (Cincinnati) vs Baylor (10/21/2023) [3-3]
100 Isaiah Hankins (Baylor) at Cincinnati (10/21/2023) [2-2]
100 Zach Schmit (Oklahoma) vs UCF (10/21/2023) [4-4]
100 Colton Boomer (UCF) at Oklahoma (10/21/2023) [2-2]
100 Gino Garcia (Texas Tech) vs Kansas St. (10/14/2023) [3-3]
100 Chris Tennant (Kansas St.) at Texas Tech (10/14/2023) [5-5]
100 Owen Piepergerdes (Kansas) at Oklahoma St. (10/14/2023) [1-1]
100 Griffin Kell (TCU) vs BYU (10/14/2023) [5-5]
100 Alex Hale (Oklahoma St.) vs Kansas (10/14/2023) [3-3]
100 Chase Contreras (Iowa St.) at Cincinnati (10/14/2023) [3-3]
100 Carter Brown (Cincinnati) vs Iowa St. (10/14/2023) [1-1]
100 Jack Martin (Houston) vs West Virginia (10/12/2023) [5-5]
100 Michael Hayes (West Virginia) at Houston (10/12/2023) [4-4]
100 Griffin Kell (TCU) at Iowa St. (10/07/2023) [2-2]
100 Gino Garcia (Texas Tech) at Baylor (10/07/2023) [4-4]
100 Chase Contreras (Iowa St.) vs TCU (10/07/2023) [3-3]
100 Seth Keller (Kansas) vs UCF (10/07/2023) [5-5]
100 Colton Boomer (UCF) at Kansas (10/07/2023) [2-2]
100 Owen Piepergerdes (Kansas) vs UCF (10/07/2023) [1-1]
100 Zach Schmit (Oklahoma) vs Texas (N) (10/07/2023) [4-4]
100 Bert Auburn (Texas) vs Oklahoma (N) (10/07/2023) [3-3]
100 Alex Hale (Oklahoma St.) vs Kansas St. (10/06/2023) [2-2]
100 Chris Tennant (Kansas St.) at Oklahoma St. (10/06/2023) [1-1]
100 Michael Hayes (West Virginia) at TCU (09/30/2023) [3-3]
100 Griffin Kell (TCU) vs West Virginia (09/30/2023) [3-3]
100 Zach Schmit (Oklahoma) vs Iowa St. (09/30/2023) [6-6]
100 Chase Contreras (Iowa St.) at Oklahoma (09/30/2023) [2-2]
100 Isaiah Hankins (Baylor) at UCF (09/30/2023) [2-2]
100 Colton Boomer (UCF) vs Baylor (09/30/2023) [5-5]
100 Seth Keller (Kansas) at Texas (09/30/2023) [2-2]
100 Bert Auburn (Texas) vs Kansas (09/30/2023) [4-4]
100 Gino Garcia (Texas Tech) vs Houston (09/30/2023) [7-7]



**2023-24 Big 12 Football
Conference Individual Game Highs
In Conference games**

100	Jack Martin (Houston) at Texas Tech (09/30/2023) [4-4]
100	Will Ferrin (BYU) vs Cincinnati (09/29/2023) [5-5]
100	Carter Brown (Cincinnati) at BYU (09/29/2023) [3-3]
100	Colton Boomer (UCF) at Kansas St. (09/23/2023) [4-4]
100	Bert Auburn (Texas) at Baylor (09/23/2023) [5-5]
100	Michael Hayes (West Virginia) vs Texas Tech (09/23/2023) [2-2]
100	Gino Garcia (Texas Tech) at West Virginia (09/23/2023) [1-1]
100	Alex Hale (Oklahoma St.) at Iowa St. (09/23/2023) [3-3]
100	Chase Contreras (Iowa St.) vs Oklahoma St. (09/23/2023) [4-4]
100	Seth Keller (Kansas) vs BYU (09/23/2023) [5-5]
100	Will Ferrin (BYU) at Kansas (09/23/2023) [3-3]
100	Zach Schmit (Oklahoma) at Cincinnati (09/23/2023) [2-2]
100	Jack Martin (Houston) vs TCU (09/16/2023) [1-1]
Punts	
8	Ryan Rehkow (BYU) at Oklahoma St. (11/25/2023)
8	Austin McNamara (Texas Tech) at Texas (11/24/2023)
8	Ryan Rehkow (BYU) vs Texas Tech (10/21/2023)
8	Hudson Kaak (Oklahoma St.) at Iowa St. (09/23/2023)
8	Tyler Perkins (Iowa St.) vs Oklahoma St. (09/23/2023)
Yards punted	
351	Ryan Rehkow (BYU) vs Texas Tech (10/21/2023) [8-351]
346	Ryan Rehkow (BYU) at Oklahoma St. (11/25/2023) [8-346]
Longest punt	
70	Ryan Rehkow (BYU) vs Texas Tech (10/21/2023)
Punting avg	
57	Jack Blumer (Kansas St.) vs UCF (09/23/2023) [57-1]
Punt returns	
4	Myles Price (Texas Tech) at BYU (10/21/2023)
4	Josh Cameron (Baylor) at Cincinnati (10/21/2023)
Punt return yards	
101	Josh Cameron (Baylor) at Kansas St. (11/11/2023)
89	Xavier Worthy (Texas) vs BYU (10/28/2023)
Longest punt return	
82	Trevor Wilson (Kansas) vs UCF (10/07/2023)
74	Xavier Worthy (Texas) vs BYU (10/28/2023)
Punt return avg	
82	Trevor Wilson (Kansas) vs UCF (10/07/2023) [82-1]
44.5	Xavier Worthy (Texas) vs BYU (10/28/2023) [89-2]
Kick returns	
7	Drae McCray (Texas Tech) at Texas (11/24/2023)
Kick return yards	
247	Richard Reese (Baylor) vs West Virginia (11/25/2023)
188	Drae McCray (Texas Tech) at Texas (11/24/2023)
Kick return avg	
61.5	Matthew Golden (Houston) vs West Virginia (10/12/2023) [123-2]
56	Drae McCray (Texas Tech) vs Houston (09/30/2023) [112-2]
Longest kick return	
100	Matthew Golden (Houston) vs West Virginia (10/12/2023)
100	Drae McCray (Texas Tech) vs Houston (09/30/2023)
Kick return TDs	
2	Richard Reese (Baylor) vs West Virginia (11/25/2023)
Combined PR/KR yards	
247	Richard Reese (Baylor) vs West Virginia (11/25/2023) [0pr,247kr]
188	Drae McCray (Texas Tech) at Texas (11/24/2023) [0pr,188kr]
Interceptions	



**2023-24 Big 12 Football
Conference Individual Game Highs
In Conference games**

2	Eddie Heckard (BYU) at Oklahoma St. (11/25/2023)
2	Demari Henderson (UCF) vs Oklahoma St. (11/11/2023)
2	Jacob Parrish (Kansas St.) at Texas (11/04/2023)
2	Dadrion Taylor-Demerson (Texas Tech) vs TCU (11/02/2023)
2	Beanie Bishop Jr. (West Virginia) at UCF (10/28/2023)
2	Kobe Savage (Kansas St.) at Texas Tech (10/14/2023)
2	Beau Freyler (Iowa St.) vs TCU (10/07/2023)
2	Cameron Epps (Oklahoma St.) vs Kansas St. (10/06/2023)
Interception return yds	
100	Billy Bowman (Oklahoma) at BYU (11/18/2023)
57	Isaiah Hamilton (Houston) vs Oklahoma St. (11/18/2023)
Interception return avg	
100	Billy Bowman (Oklahoma) at BYU (11/18/2023) [100-1]
57	Isaiah Hamilton (Houston) vs Oklahoma St. (11/18/2023) [57-1]
Longest interception rtn	
100	Billy Bowman (Oklahoma) at BYU (11/18/2023)
57	Isaiah Hamilton (Houston) vs Oklahoma St. (11/18/2023)
All-purpose yards	
293	DJ Giddens (Kansas St.) vs UCF (09/23/2023)
292	Richard Reese (Baylor) vs West Virginia (11/25/2023)
292	Ollie Gordon (Oklahoma St.) vs Cincinnati (10/28/2023)
Tackles	
17	Nickolas Martin (Oklahoma St.) at West Virginia (10/21/2023) [10-7]
17	Nickolas Martin (Oklahoma St.) vs Kansas St. (10/06/2023) [10-7]
Sacks	
3	Nelson Ceaser (Houston) at Baylor (11/04/2023) [0-3]
3	Steve Linton (Texas Tech) at Baylor (10/07/2023) [0-3]
Tackles for loss	
3.5	Matt Jones (Baylor) at UCF (09/30/2023) [3-1]
3.5	Matt Jones (Baylor) vs Texas (09/23/2023) [3-1]
3.5	Danny Stutsman (Oklahoma) at Cincinnati (09/23/2023) [3-1]



**2023-24 Big 12 Football
Conference Individual Game Highs
In Conference games**

200-Yard Rushing Performances

- 282 Ollie Gordon (Oklahoma St.) at West Virginia (10/21/2023)
- 276 Abu Sama (Iowa St.) at Kansas St. (11/25/2023)
- 271 Ollie Gordon (Oklahoma St.) vs Cincinnati (10/28/2023)
- 218 Jonathon Brooks (Texas) vs Kansas (09/30/2023)
- 207 DJ Giddens (Kansas St.) vs UCF (09/23/2023)
- 206 RJ Harvey (UCF) vs Oklahoma St. (11/11/2023)
- 204 Jahiem White (West Virginia) vs Cincinnati (11/18/2023)

100-Yard Rushing Performances

- 282 Ollie Gordon (Oklahoma St.) at West Virginia (10/21/2023)
- 276 Abu Sama (Iowa St.) at Kansas St. (11/25/2023)
- 271 Ollie Gordon (Oklahoma St.) vs Cincinnati (10/28/2023)
- 218 Jonathon Brooks (Texas) vs Kansas (09/30/2023)
- 207 DJ Giddens (Kansas St.) vs UCF (09/23/2023)
- 206 RJ Harvey (UCF) vs Oklahoma St. (11/11/2023)
- 204 Jahiem White (West Virginia) vs Cincinnati (11/18/2023)
- 182 Tahj Brooks (Texas Tech) vs UCF (11/18/2023)
- 182 Aidan Robbins (BYU) vs Oklahoma (11/18/2023)
- 170 Tahj Brooks (Texas Tech) at Baylor (10/07/2023)
- 168 Ollie Gordon (Oklahoma St.) vs Kansas (10/14/2023)
- 166 Ollie Gordon (Oklahoma St.) vs BYU (11/25/2023)
- 164 Ollie Gordon (Oklahoma St.) at Houston (11/18/2023)
- 164 RJ Harvey (UCF) at Cincinnati (11/04/2023)
- 154 Garrett Greene (West Virginia) vs Cincinnati (11/18/2023)
- 154 Devin Neal (Kansas) vs UCF (10/07/2023)
- 152 Emani Bailey (TCU) at Iowa St. (10/07/2023)
- 150 Emani Bailey (TCU) at Oklahoma (11/24/2023)
- 149 Tahj Brooks (Texas Tech) at West Virginia (09/23/2023)
- 146 Jahiem White (West Virginia) vs BYU (11/04/2023)
- 146 Tahj Brooks (Texas Tech) vs TCU (11/02/2023)
- 146 Tawee Walker (Oklahoma) at Kansas (10/28/2023)
- 138 Devin Neal (Kansas) vs Kansas St. (11/18/2023)
- 138 Ollie Gordon (Oklahoma St.) vs Oklahoma (11/04/2023)
- 137 Devin Neal (Kansas) vs Texas Tech (11/11/2023)
- 136 RJ Harvey (UCF) vs Houston (11/25/2023)
- 136 Ollie Gordon (Oklahoma St.) vs Kansas St. (10/06/2023)
- 135 Gavin Sawchuk (Oklahoma) vs West Virginia (11/11/2023)
- 134 Daniel Hishaw (Kansas) vs UCF (10/07/2023)
- 133 Jahiem White (West Virginia) at Baylor (11/25/2023)
- 133 Tahj Brooks (Texas Tech) at Kansas (11/11/2023)
- 133 RJ Harvey (UCF) at Kansas (10/07/2023)
- 130 Gavin Sawchuk (Oklahoma) vs TCU (11/24/2023)
- 129 Corey Kiner (Cincinnati) at Houston (11/11/2023)
- 129 Corey Kiner (Cincinnati) vs Baylor (10/21/2023)
- 129 Jonathon Brooks (Texas) vs Oklahoma (N) (10/07/2023)
- 126 Emani Bailey (TCU) at Houston (09/16/2023)
- 121 Jaydon Blue (Texas) vs Texas Tech (11/24/2023)
- 121 CJ Donaldson (West Virginia) at UCF (10/28/2023)
- 121 Ollie Gordon (Oklahoma St.) at Iowa St. (09/23/2023)
- 118 Treshaun Ward (Kansas St.) at Texas Tech (10/14/2023)
- 117 CJ Baxter (Texas) at Iowa St. (11/18/2023)
- 117 Garrett Greene (West Virginia) vs Oklahoma St. (10/21/2023)
- 115 DJ Giddens (Kansas St.) vs Baylor (11/11/2023)
- 114 DJ Giddens (Kansas St.) vs Iowa St. (11/25/2023)
- 114 Corey Kiner (Cincinnati) vs UCF (11/04/2023)
- 113 Ryan Montgomery (Cincinnati) vs UCF (11/04/2023)



**2023-24 Big 12 Football
Conference Individual Game Highs
In Conference games**

- 113 Dillon Gabriel (Oklahoma) vs Texas (N) (10/07/2023)
- 112 Jonathon Brooks (Texas) vs Kansas St. (11/04/2023)
- 112 Devin Neal (Kansas) vs Oklahoma (10/28/2023)
- 111 Gavin Sawchuk (Oklahoma) at Oklahoma St. (11/04/2023)
- 111 Cam'Ron Valdez (Texas Tech) vs Houston (09/30/2023)
- 110 Abu Sama (Iowa St.) at BYU (11/11/2023)
- 107 Gavin Sawchuk (Oklahoma) at BYU (11/18/2023)
- 106 Devin Neal (Kansas) at Cincinnati (11/25/2023)
- 106 Corey Kiner (Cincinnati) vs Kansas (11/25/2023)
- 106 Jonathon Brooks (Texas) at Baylor (09/23/2023)
- 105 Johnny Richardson (UCF) vs Baylor (09/30/2023)
- 104 Jonathon Brooks (Texas) at TCU (11/11/2023)
- 104 Will Howard (Kansas St.) at Oklahoma St. (10/06/2023)
- 103 Garrett Greene (West Virginia) at Baylor (11/25/2023)
- 103 Myles Montgomery (Cincinnati) vs Baylor (10/21/2023)
- 102 DJ Giddens (Kansas St.) at Kansas (11/18/2023)
- 102 CJ Donaldson (West Virginia) vs BYU (11/04/2023)
- 101 Tahj Brooks (Texas Tech) at BYU (10/21/2023)
- 101 RJ Harvey (UCF) at Oklahoma (10/21/2023)
- 101 Tahj Brooks (Texas Tech) vs Houston (09/30/2023)
- 100 RJ Harvey (UCF) vs West Virginia (10/28/2023)
- 100 Emani Bailey (TCU) at Kansas St. (10/21/2023)
- 100 Richard Reese (Baylor) at UCF (09/30/2023)

Number of 100-Yard Rushing Performances

- 8 Ollie Gordon, Oklahoma St.
- 7 Tahj Brooks, Texas Tech
- 6 RJ Harvey, UCF
- 5 Jonathon Brooks, Texas
- 5 Devin Neal, Kansas
- 4 DJ Giddens, Kansas St.
- 4 Emani Bailey, TCU
- 4 Gavin Sawchuk, Oklahoma
- 4 Corey Kiner, Cincinnati
- 3 Jahiem White, West Virginia
- 3 Garrett Greene, West Virginia
- 2 Abu Sama, Iowa St.
- 2 CJ Donaldson, West Virginia
- 1 Aidan Robbins, BYU
- 1 Tawee Walker, Oklahoma
- 1 Daniel Hishaw, Kansas
- 1 Jaydon Blue, Texas
- 1 Treshaun Ward, Kansas St.
- 1 CJ Baxter, Texas
- 1 Ryan Montgomery, Cincinnati
- 1 Dillon Gabriel, Oklahoma
- 1 Cam'Ron Valdez, Texas Tech
- 1 Johnny Richardson, UCF
- 1 Will Howard, Kansas St.
- 1 Myles Montgomery, Cincinnati
- 1 Richard Reese, Baylor

500-Yard Passing Performances

400-Yard Passing Performances

- 439 Josh Hoover (TCU) vs BYU (10/14/2023)
- 423 Dillon Gabriel (Oklahoma) vs West Virginia (11/11/2023)
- 412 Josh Hoover (TCU) vs Baylor (11/18/2023)
- 410 Jason Bean (Kansas) at Oklahoma St. (10/14/2023)



400	Dillon Gabriel (Oklahoma) vs TCU (11/24/2023)
300-Yard Passing Performances	
439	Josh Hoover (TCU) vs BYU (10/14/2023)
423	Dillon Gabriel (Oklahoma) vs West Virginia (11/11/2023)
412	Josh Hoover (TCU) vs Baylor (11/18/2023)
410	Jason Bean (Kansas) at Oklahoma St. (10/14/2023)
400	Dillon Gabriel (Oklahoma) vs TCU (11/24/2023)
391	Garrett Greene (West Virginia) at Houston (10/12/2023)
378	Donovan Smith (Houston) vs Texas (10/21/2023)
366	Dillon Gabriel (Oklahoma) vs Iowa St. (09/30/2023)
357	Kedon Slovis (BYU) at Kansas (09/23/2023)
353	Josh Hoover (TCU) at Texas Tech (11/02/2023)
348	Alan Bowman (Oklahoma St.) at Houston (11/18/2023)
348	Rocco Becht (Iowa St.) vs Oklahoma St. (09/23/2023)
346	Quinn Ewers (Texas) vs Oklahoma (N) (10/07/2023)
344	Josh Hoover (TCU) at Oklahoma (11/24/2023)
344	Dillon Gabriel (Oklahoma) at Oklahoma St. (11/04/2023)
336	Alan Bowman (Oklahoma St.) vs Kansas (10/14/2023)
336	Donovan Smith (Houston) at Texas Tech (09/30/2023)
334	Alan Bowman (Oklahoma St.) vs Oklahoma (11/04/2023)
327	Will Howard (Kansas St.) at Texas (11/04/2023)
325	Quinn Ewers (Texas) vs Kansas (09/30/2023)
324	Blake Shapen (Baylor) vs Texas Tech (10/07/2023)
323	Rocco Becht (Iowa St.) vs Texas (11/18/2023)
322	Dillon Gabriel (Oklahoma) at Cincinnati (09/23/2023)
321	Alan Bowman (Oklahoma St.) vs BYU (11/25/2023)
317	Quinn Ewers (Texas) at TCU (11/11/2023)
316	Blake Shapen (Baylor) at Cincinnati (10/21/2023)
314	Chandler Morris (TCU) at Houston (09/16/2023)
302	Josh Hoover (TCU) vs Texas (11/11/2023)
Number of 300-Yard Passing Performances	
5	Josh Hoover, TCU
5	Dillon Gabriel, Oklahoma
4	Alan Bowman, Oklahoma St.
3	Quinn Ewers, Texas
2	Donovan Smith, Houston
2	Rocco Becht, Iowa St.
2	Blake Shapen, Baylor
1	Jason Bean, Kansas
1	Garrett Greene, West Virginia
1	Kedon Slovis, BYU
1	Will Howard, Kansas St.
1	Chandler Morris, TCU
200-Yard Receiving Performances	
100-Yard Receiving Performances	
189	Brennan Presley (Oklahoma St.) at Houston (11/18/2023)
178	Jared Wiley (TCU) vs Baylor (11/18/2023)
172	Jayden Higgins (Iowa St.) at Cincinnati (10/14/2023)
164	Savion Williams (TCU) vs Texas (11/11/2023)
164	Drake Stoops (Oklahoma) vs West Virginia (11/11/2023)
160	Jaylin Noel (Iowa St.) at Kansas St. (11/25/2023)
150	Monaray Baldwin (Baylor) at UCF (09/30/2023)
149	Adonai Mitchell (Texas) vs Kansas St. (11/04/2023)
149	Leon Johnson III (Oklahoma St.) vs Cincinnati (10/28/2023)
146	Jaylin Noel (Iowa St.) vs Oklahoma St. (09/23/2023)
141	Adonai Mitchell (Texas) vs Kansas (09/30/2023)



**2023-24 Big 12 Football
Conference Individual Game Highs
In Conference games**

- 138 Kobe Hudson (UCF) at Kansas St. (09/23/2023)
- 137 Xavier Worthy (Texas) at TCU (11/11/2023)
- 136 Ben Sinnott (Kansas St.) vs Iowa St. (11/25/2023)
- 136 Rashod Owens (Oklahoma St.) vs Oklahoma (11/04/2023)
- 134 Drake Stoops (Oklahoma) at Oklahoma St. (11/04/2023)
- 134 Javon Baker (UCF) at Oklahoma (10/21/2023)
- 132 Leon Johnson III (Oklahoma St.) vs BYU (11/25/2023)
- 131 Chase Roberts (BYU) vs Cincinnati (09/29/2023)
- 130 Ketron Jackson Jr. (Baylor) at Cincinnati (10/21/2023)
- 130 Jalil Farooq (Oklahoma) vs Texas (N) (10/07/2023)
- 126 Monaray Baldwin (Baylor) vs Texas Tech (10/07/2023)
- 125 Drake Stoops (Oklahoma) vs TCU (11/24/2023)
- 119 Nic Anderson (Oklahoma) vs West Virginia (11/11/2023)
- 117 Javon Baker (UCF) at Texas Tech (11/18/2023)
- 117 Monaray Baldwin (Baylor) vs Iowa St. (10/28/2023)
- 117 Andre Anthony (Oklahoma) at Cincinnati (09/23/2023)
- 116 Ollie Gordon (Oklahoma St.) vs Kansas (10/14/2023)
- 116 Devin Carter (West Virginia) at Houston (10/12/2023)
- 115 Jordan Whittington (Texas) vs Oklahoma (N) (10/07/2023)
- 114 Braden Smith (Cincinnati) vs UCF (11/04/2023)
- 113 Javon Baker (UCF) vs Baylor (09/30/2023)
- 113 Samuel Brown (Houston) at Texas Tech (09/30/2023)
- 112 Javon Baker (UCF) vs Oklahoma St. (11/11/2023)
- 112 Lawrence Arnold (Kansas) at Iowa St. (11/04/2023)
- 112 Rashod Owens (Oklahoma St.) vs Kansas (10/14/2023)
- 110 Ja'Tavion Sanders (Texas) at Baylor (09/23/2023)
- 108 Xavier Worthy (Texas) vs Oklahoma (N) (10/07/2023)
- 105 Drake Dabney (Baylor) at Kansas St. (11/11/2023)
- 105 Nic Anderson (Oklahoma) vs UCF (10/21/2023)
- 104 Jayden Higgins (Iowa St.) vs Texas (11/18/2023)
- 104 Xzavier Henderson (Cincinnati) at West Virginia (11/18/2023)
- 104 JP Richardson (TCU) vs BYU (10/14/2023)
- 102 Coy Eakin (Texas Tech) vs Kansas St. (10/14/2023)

Number of 100-Yard Receiving Performances

- 4 Javon Baker, UCF
- 3 Drake Stoops, Oklahoma
- 3 Monaray Baldwin, Baylor
- 2 Jayden Higgins, Iowa St.
- 2 Jaylin Noel, Iowa St.
- 2 Adonai Mitchell, Texas
- 2 Leon Johnson III, Oklahoma St.
- 2 Xavier Worthy, Texas
- 2 Rashod Owens, Oklahoma St.
- 2 Nic Anderson, Oklahoma
- 1 Brennan Presley, Oklahoma St.
- 1 Jared Wiley, TCU
- 1 Savion Williams, TCU
- 1 Kobe Hudson, UCF
- 1 Ben Sinnott, Kansas St.
- 1 Chase Roberts, BYU
- 1 Ketron Jackson Jr., Baylor
- 1 Jalil Farooq, Oklahoma
- 1 Andre Anthony, Oklahoma
- 1 Ollie Gordon, Oklahoma St.
- 1 Devin Carter, West Virginia
- 1 Jordan Whittington, Texas



**2023-24 Big 12 Football
Conference Individual Game Highs
In Conference games**

- 1 Braden Smith, Cincinnati
- 1 Samuel Brown, Houston
- 1 Lawrence Arnold, Kansas
- 1 Ja'Tavion Sanders, Texas
- 1 Drake Dabney, Baylor
- 1 Xzavier Henderson, Cincinnati
- 1 JP Richardson, TCU
- 1 Coy Eakin, Texas Tech



**2023-24 Big 12 Football
Team Highs
In Conference games**

POINTS	69	Oklahoma vs TCU (11/24/2023)
POINTS SCORED KICKING	21	Texas vs Texas Tech (11/24/2023)
TOUCHDOWNS	9	Oklahoma vs TCU (11/24/2023)
TOTAL OFFENSE YARDS	661	Texas vs Kansas (09/30/2023)
TOTAL OFFENSE PLAYS	102	Kansas St. vs Iowa St. (11/25/2023)
TOTAL OFFENSE YARDS/PLAY	13.9	Iowa St. at Kansas St. (11/25/2023)
RUSHING YARDS	424	West Virginia vs Cincinnati (11/18/2023)
RUSHING ATTEMPTS	55	Oklahoma at Kansas (10/28/2023)
YARDS PER RUSH	11.2	Iowa St. at Kansas St. (11/25/2023)
RUSHING TDS	6	Kansas St. vs UCF (09/23/2023)
LONGEST RUSH	92	UCF vs Oklahoma St. (11/11/2023)
PASSING YARDS	447	TCU vs BYU (10/14/2023)
PASSING ATTEMPTS	59	TCU vs BYU (10/14/2023)
PASSING TDS	5	Oklahoma vs West Virginia (11/11/2023)
	5	Kansas at Oklahoma St. (10/14/2023)
LONGEST PASS	86	UCF at Oklahoma (10/21/2023)
PASSES COMPLETED	38	TCU vs BYU (10/14/2023)
HAD INTERCEPTED	4	TCU at Iowa St. (10/07/2023)
PASS COMPLETION PCT	87.5	Kansas St. vs Houston (10/28/2023)
PASSING YARDS/ATTEMPT	19.2	Iowa St. at Kansas St. (11/25/2023)
YARDS PER CATCH	28.8	Iowa St. at Kansas St. (11/25/2023)
FIELD GOAL ATTEMPTS	6	Oklahoma St. vs Kansas St. (10/06/2023)
FIELD GOALS MADE	5	Texas vs Texas Tech (11/24/2023)
	5	Oklahoma St. vs Kansas St. (10/06/2023)
LONGEST FIELD GOAL	56	TCU vs Texas (11/11/2023)



**2023-24 Big 12 Football
Team Highs
In Conference games**

FIELD GOAL PCT	
100.0	Kansas St. vs Iowa St. (11/25/2023)
100.0	West Virginia at Baylor (11/25/2023)
100.0	BYU at Oklahoma St. (11/25/2023)
100.0	Oklahoma St. vs BYU (11/25/2023)
100.0	Houston at UCF (11/25/2023)
100.0	Texas vs Texas Tech (11/24/2023)
100.0	Oklahoma vs TCU (11/24/2023)
100.0	TCU at Oklahoma (11/24/2023)
100.0	Texas at Iowa St. (11/18/2023)
100.0	Texas Tech vs UCF (11/18/2023)
100.0	Oklahoma St. at Houston (11/18/2023)
100.0	Baylor at TCU (11/18/2023)
100.0	BYU vs Oklahoma (11/18/2023)
100.0	Iowa St. at BYU (11/11/2023)
100.0	TCU vs Texas (11/11/2023)
100.0	Texas at TCU (11/11/2023)
100.0	Oklahoma vs West Virginia (11/11/2023)
100.0	Cincinnati at Houston (11/11/2023)
100.0	Oklahoma St. at UCF (11/11/2023)
100.0	UCF vs Oklahoma St. (11/11/2023)
100.0	Kansas St. vs Baylor (11/11/2023)
100.0	Kansas vs Texas Tech (11/11/2023)
100.0	West Virginia vs BYU (11/04/2023)
100.0	Iowa St. vs Kansas (11/04/2023)
100.0	Cincinnati vs UCF (11/04/2023)
100.0	Oklahoma St. vs Oklahoma (11/04/2023)
100.0	Texas vs Kansas St. (11/04/2023)
100.0	Texas Tech vs TCU (11/02/2023)
100.0	Iowa St. at Baylor (10/28/2023)
100.0	BYU at Texas (10/28/2023)
100.0	West Virginia at UCF (10/28/2023)
100.0	Kansas St. vs TCU (10/21/2023)
100.0	TCU at Kansas St. (10/21/2023)
100.0	BYU vs Texas Tech (10/21/2023)
100.0	West Virginia vs Oklahoma St. (10/21/2023)
100.0	Houston vs Texas (10/21/2023)
100.0	Texas at Houston (10/21/2023)
100.0	Baylor at Cincinnati (10/21/2023)
100.0	UCF at Oklahoma (10/21/2023)
100.0	Kansas St. at Texas Tech (10/14/2023)
100.0	BYU at TCU (10/14/2023)
100.0	TCU vs BYU (10/14/2023)
100.0	Cincinnati vs Iowa St. (10/14/2023)
100.0	Iowa St. at Cincinnati (10/14/2023)
100.0	West Virginia at Houston (10/12/2023)
100.0	Baylor vs Texas Tech (10/07/2023)
100.0	Texas Tech at Baylor (10/07/2023)
100.0	Texas vs Oklahoma (N) (10/07/2023)
100.0	Iowa St. at Oklahoma (09/30/2023)
100.0	Cincinnati at BYU (09/29/2023)
100.0	Baylor vs Texas (09/23/2023)
100.0	Texas Tech at West Virginia (09/23/2023)
100.0	West Virginia vs Texas Tech (09/23/2023)
100.0	Iowa St. vs Oklahoma St. (09/23/2023)
100.0	Oklahoma St. at Iowa St. (09/23/2023)
100.0	BYU at Kansas (09/23/2023)



**2023-24 Big 12 Football
Team Highs
In Conference games**

Page 3/5
as of Nov 26, 2023

PAT KICKS ATTEMPTED	9	Oklahoma vs TCU (11/24/2023)
PAT KICKS MADE	9	Oklahoma vs TCU (11/24/2023)



**2023-24 Big 12 Football
Team Highs
In Conference games**

PAT KICKS PCT	
100.0	Cincinnati vs Kansas (11/25/2023)
100.0	Kansas at Cincinnati (11/25/2023)
100.0	Iowa St. at Kansas St. (11/25/2023)
100.0	Kansas St. vs Iowa St. (11/25/2023)
100.0	Baylor vs West Virginia (11/25/2023)
100.0	West Virginia at Baylor (11/25/2023)
100.0	BYU at Oklahoma St. (11/25/2023)
100.0	Houston at UCF (11/25/2023)
100.0	Texas Tech at Texas (11/24/2023)
100.0	Texas vs Texas Tech (11/24/2023)
100.0	Oklahoma vs TCU (11/24/2023)
100.0	Texas at Iowa St. (11/18/2023)
100.0	Kansas St. at Kansas (11/18/2023)
100.0	Texas Tech vs UCF (11/18/2023)
100.0	Houston vs Oklahoma St. (11/18/2023)
100.0	Cincinnati at West Virginia (11/18/2023)
100.0	West Virginia vs Cincinnati (11/18/2023)
100.0	Baylor at TCU (11/18/2023)
100.0	TCU vs Baylor (11/18/2023)
100.0	BYU vs Oklahoma (11/18/2023)
100.0	Oklahoma at BYU (11/18/2023)
100.0	BYU vs Iowa St. (11/11/2023)
100.0	Iowa St. at BYU (11/11/2023)
100.0	TCU vs Texas (11/11/2023)
100.0	Texas at TCU (11/11/2023)
100.0	Oklahoma vs West Virginia (11/11/2023)
100.0	Cincinnati at Houston (11/11/2023)
100.0	West Virginia at Oklahoma (11/11/2023)
100.0	Houston vs Cincinnati (11/11/2023)
100.0	UCF vs Oklahoma St. (11/11/2023)
100.0	Kansas St. vs Baylor (11/11/2023)
100.0	Kansas vs Texas Tech (11/11/2023)
100.0	Texas Tech at Kansas (11/11/2023)
100.0	BYU at West Virginia (11/04/2023)
100.0	West Virginia vs BYU (11/04/2023)
100.0	Iowa St. vs Kansas (11/04/2023)
100.0	Kansas at Iowa St. (11/04/2023)
100.0	UCF at Cincinnati (11/04/2023)
100.0	Cincinnati vs UCF (11/04/2023)
100.0	Oklahoma at Oklahoma St. (11/04/2023)
100.0	Oklahoma St. vs Oklahoma (11/04/2023)
100.0	Baylor vs Houston (11/04/2023)
100.0	Houston at Baylor (11/04/2023)
100.0	Texas vs Kansas St. (11/04/2023)
100.0	Kansas St. at Texas (11/04/2023)
100.0	Texas Tech vs TCU (11/02/2023)
100.0	TCU at Texas Tech (11/02/2023)
100.0	Oklahoma St. vs Cincinnati (10/28/2023)
100.0	Cincinnati at Oklahoma St. (10/28/2023)
100.0	Iowa St. at Baylor (10/28/2023)
100.0	Texas vs BYU (10/28/2023)
100.0	UCF vs West Virginia (10/28/2023)
100.0	West Virginia at UCF (10/28/2023)
100.0	Kansas vs Oklahoma (10/28/2023)
100.0	Oklahoma at Kansas (10/28/2023)
100.0	Kansas St. vs TCU (10/21/2023)



**2023-24 Big 12 Football
Team Highs
In Conference games**

2 POINTS PATS MADE	2	Baylor at UCF (09/30/2023)
PUNTS	9	Texas Tech at Texas (11/24/2023)
LONGEST PUNT	70	BYU vs Texas Tech (10/21/2023)
YARDS PUNTED	351	BYU vs Texas Tech (10/21/2023)
PUNTING AVG	57.0	Kansas St. vs UCF (09/23/2023)
PUNT RETURNS	4	BYU vs Oklahoma (11/18/2023)
	4	BYU vs Iowa St. (11/11/2023)
	4	Texas Tech at BYU (10/21/2023)
	4	Baylor at Cincinnati (10/21/2023)
	4	Texas at Baylor (09/23/2023)
PUNT RETURN YARDS	101	Baylor at Kansas St. (11/11/2023)
PUNT RETURN AVG	82.0	Kansas vs UCF (10/07/2023)
LONGEST PUNT RETURN	82	Kansas vs UCF (10/07/2023)
KICK RETURN	9	Texas Tech at Texas (11/24/2023)
KICK RETURN YARDS	279	Baylor vs West Virginia (11/25/2023)
KICK RETURN AVERAGE	56.0	Texas Tech vs Houston (09/30/2023)
LONGEST KICK RETURN	100	Houston vs West Virginia (10/12/2023)
	100	Texas Tech vs Houston (09/30/2023)
KICK RETURN TDS	2	Baylor vs West Virginia (11/25/2023)
INTERCEPTIONS	4	Iowa St. vs TCU (10/07/2023)
INTERCEPTION RETURN YARDS	100	Oklahoma at BYU (11/18/2023)
INTERCEPTION RETURN AVERAGE	100.0	Oklahoma at BYU (11/18/2023)
LONGEST INTERCEPTION RETURN	100	Oklahoma at BYU (11/18/2023)
INTERCEPTION RETURN TDS	1	BYU at Oklahoma St. (11/25/2023)
	1	Texas vs Texas Tech (11/24/2023)
	1	Oklahoma vs TCU (11/24/2023)
	1	Houston vs Oklahoma St. (11/18/2023)
	1	Oklahoma at BYU (11/18/2023)
	1	Kansas St. vs Baylor (11/11/2023)
	1	Kansas at Iowa St. (11/04/2023)
	1	Kansas vs Oklahoma (10/28/2023)
	1	TCU vs BYU (10/14/2023)
	1	Oklahoma St. vs Kansas St. (10/06/2023)
	1	Oklahoma vs Iowa St. (09/30/2023)
	1	BYU vs Cincinnati (09/29/2023)
	1	Kansas vs BYU (09/23/2023)
FUMBLES LOST	3	Baylor at Kansas St. (11/11/2023)
FUMBLES RECOVERED	3	Kansas St. vs Baylor (11/11/2023)
SACKED BY OPP	6	Baylor vs Texas Tech (10/07/2023)
	6	Houston vs TCU (09/16/2023)
QB SACKS	8	Cincinnati vs Oklahoma (09/23/2023)
TURNOVERS COMMITTED	5	Texas Tech at BYU (10/21/2023)
TURNOVERS CAUSED	5	BYU vs Texas Tech (10/21/2023)
KICKS BLOCKED	2	Kansas at Oklahoma St. (10/14/2023)
	2	TCU vs West Virginia (09/30/2023)
FIRST DOWNS	18	West Virginia vs Cincinnati (11/18/2023)
1ST DOWN RUSHING	23	West Virginia vs Cincinnati (11/18/2023)
1ST DOWN PASSING	23	TCU vs BYU (10/14/2023)
1ST DOWN BY PENALTY	5	Kansas St. vs Iowa St. (11/25/2023)
	5	Oklahoma vs TCU (11/24/2023)
	5	West Virginia vs BYU (11/04/2023)
	5	West Virginia vs Texas Tech (09/23/2023)
PENALTIES	11	Oklahoma at Kansas (10/28/2023)
PENALTIES YARDS	101	Oklahoma at Kansas (10/28/2023)