



# Texas Tech RED RAIDER FOOTBALL

40 BOWL APPEARANCES // 11 CONFERENCE CHAMPIONSHIPS // 596 ALL-TIME VICTORIES

GAME  
12



## TEXAS TECH RED RAIDERS

6-5, 5-3 Big 12

Darrell K Royal-Texas Memorial Stadium (100,119) | Austin, Texas | 6:30 p.m. CT | ABC | Texas Tech Sports Network

VS

## #7 TEXAS LONGHORNS

10-1, 7-1 Big 12



### 2023 SCHEDULE/RESULTS

Overall: 6-5 | Big 12: 5-3 | H: 4-2 | A: 2-3 | N: 0-0

#### SEPTEMBER • (2-3)

2	at Wyoming	L, 33-35 (20T)	CBS
9	#13 OREGON	L, 30-38	FOX
16	TARLETON STATE	W, 41-3	Big 12 Now
23	at West Virginia*	L, 13-20	Big 12 Now
30	HOUSTON*	W, 49-28	FS2

#### OCTOBER • (1-2)

7	at Baylor*	W, 39-14	ESPN2
14	KANSAS STATE*	L, 21-38	FS1
21	at BYU*	L, 14-27	FS1

#### NOVEMBER • (3-0)

2	TCU*	W, 35-28	FS1
11	at #16 Kansas*	W, 16-13	FS1
18	UCF*	W, 24-23	FS2
24	at #7 Texas*	6:30 p.m.	ABC

#### DECEMBER • (0-0)

--	Bowl Game	TBD	TBD
----	-----------	-----	-----

### TV: ABC

- Play-by-Play: Dave Pasch
- Analyst: Dusty Dvoracek
- Producer: Tom Luginbill



### RADIO: TEXAS TECH SPORTS NETWORK

- Play-by-Play: Brian Jensen
- Analyst: John Harris
- Sideline Reporter: Chris Level
- SiriusXM: Channel 161 or 200
- National Radio: None
- Mobile App: Varsity Network (Texas Tech)



### SOCIAL MEDIA: #WreckEm

- Twitter: @TexasTechFB
- YouTube: TexasTechAthletics
- Instagram: @TexasTech\_FB
- Facebook: TexasTechFootball

### TEXAS TECH COACHING STAFF

#### SIDELINE

- **Joey McGuire**, Head Coach (Second Season)
- **Zach Kittley**, Offensive Coordinator/QBs (Second Season)
- **Kenny Perry**, Assoc. H.C./STs/RBs (Second Season)
- **C.J. Ah You**, Outside Linebackers (Second Season)
- **Josh Bookbinder**, Inside Linebackers (Second Season)
- **Zarnell Fitch**, Defensive Line (Second Season)
- **Stephen Hamby**, Offensive Line (Second Season)
- **Justin Johnson**, Passing Game Coord./WRs (First Season)
- **Marcel Yates**, Passing Game Coord./DBs (Second Season)

#### PRESSBOX

- **Tim DeRuyter**, Defensive Coordinator (Second Season)
- **Josh Cochran**, Tight Ends (Second Season)

### TEXAS TECH RED RAIDERS

Rankings	AP: NR	Coaches: NR	CFP: NR
Last Game	Def. UCF, 24-23		
Streak	Won 3		
Head Coach	Joey McGuire		
Career Record	14-10 (2nd Season)		
Record at Texas Tech	Same		
Record vs. Texas	1-0		

### TEXAS LONGHORNS

Rankings	AP: 7	Coaches: 7	CFP: 7
Last Game	Def. Iowa State, 26-16		
Streak	Won 5		
Head Coach	Steve Sarkisian		
Career Record	69-48 (10th Season)		
Record at Texas	23-13 (3rd Season)		
Record vs. Texas Tech	1-1		

### FRIDAY STORYLINES




#### TEXAS TECH, TEXAS MEET ONE MORE TIME

Texas Tech will face in-state rival Texas for one final time as Big 12 Conference members Friday evening when the Red Raiders and Longhorns meet for the 73rd time in history and 64th-consecutive year at Darrell K. Royal-Texas Memorial Stadium in Austin. The Red Raiders will be looking to close this chapter of its rivalry with Texas with back-to-back wins following a thrilling 37-34 overtime victory a year ago. Texas Tech has walked out of the state capital with a win twice in recent years with victories in 2015 and 2017 over the Longhorns.



#### RED RAIDERS BOWL ELIGIBLE ONCE AGAIN

The Red Raiders head to Austin with bowl eligibility already secured for the 41st time in program history and the third-consecutive season after downing UCF this past weekend. The win made Joey McGuire only the second head coach in program history to lead the Red Raiders to a bowl in each of his first two seasons as Texas Tech will be looking to cap a perfect month of November with a win over the Longhorns. The Red Raiders are 6-1 in November under McGuire with six-consecutive victories, the longest such run since the 1992-94 campaigns.



#### BROOKS NAMED DOAK WALKER SEMIFINALIST

Tahj Brooks was named one of 10 semifinalists for the Doak Walker Award, the annual award that honors the nation's top college running back in the FBS, this past week. Last time out he led the Red Raiders with a career-high 182 rushing yards and a touchdown in Texas Tech's win over UCF. The performance marked his eighth 100-yard game in the past nine contests as Brooks is now third in the FBS with 1,348 rushing yards this season. According to *Pro Football Focus*, Brooks recorded an astounding 151 yards after contact against UCF as he was the website's highest-graded FBS rusher for Week 12.

### RED RAIDERS BY THE NUMBERS

5

Behren Morton has now won all five games he has started and finished this season as the sophomore is completing 70.6 percent of his passes in those games with nine touchdowns to only three interceptions.

7

The blocked extra point by E'Maurion Banks late in the win over UCF marked the seventh blocked kick in just 24 games for the Red Raiders under Joey McGuire and special teams coordinator Kenny Perry.

86

Tahj Brooks has forced 86 missed tackles, according to *PFF*, which easily leads the FBS and is 23 more than any other power-five rusher. The website ranks him second in the FBS with 855 yards after contact.

SERIES HISTORY



TEXAS (18-54)
First Meeting: Oct. 6, 1928
Consecutive Meetings: 63 (Oct. 1, 1960-present)
GP (72): Home: 11-22; Away: 7-32; Neutral: 0-0; OT: 1-1
Big 12 (27): 7-20 (Home: 4-10; Away: 3-10)
SWC (36): 10-26 (Home: 7-10; Away: 3-16)
at Jones AT&T Stadium (32): 11-21
at Tech Stadium (1): 0-1
at Darrell K Royal-Texas Memorial Stadium (39): 7-32
Games decided by 3 points or less (8): 5-3
Games decided by 7 points or less (22): 13-9
Most Points-TTU: 56 (63-56 loss on Sept. 26, 2020)
Most Points-UT: 70 (70-35 loss on Sept. 25, 2021)
Fewest Points-TTU: 0, 10x (last: 27-0 loss on Oct. 30, 1982)
Fewest Points-UT: 3 (26-3 win on Sept. 28, 1974)
Largest Win: 24 (33-9 win on Oct. 29, 1994)
Largest Loss: 51 (58-7 loss on Nov. 13, 1999)
Win Streak: 2, 4x (last: Nov. 8, 1997-Nov. 14-1998)
Losing Streak: 8 (Oct. 4, 1958-Sept. 24, 1966)
When both teams are ranked (7): 2-5
When only Texas Tech is ranked: <i>never happened</i>
When only Texas is ranked (41): 9-32
Last 10: 3-7   Last 20: 4-16
Most Attended (Home): 60,975 on Sept. 24, 2022
Most Attended (Away): 101,297 on Sept. 19, 2009

SERIES HISTORY (SINCE 1990)					
Date	Loc.	W/L	TTU	UT	Att.
*Nov. 3, 1990	H	L	22	41	50,276
*Nov. 2, 1991	A	L	15	23	74,873
*Oct. 31, 1992	H	L	33	44	50,741
*Oct. 30, 1993	A	W	31	22	63,132
*Oct. 29, 1994	H	W	33	9	45,591
*Nov. 4, 1995	A	L	7	48	77,809
*Nov. 9, 1996	H	L	32	38	50,607
*Nov. 8, 1997	A	W	24	10	76,110
*Nov. 14, 1998	H	W	42	35	50,647
*Nov. 13, 1999	A	L	7	58	83,882
*Nov. 4, 2000	H	L	17	29	53,027
*Sept. 29, 2001	A	L	7	42	83,081
*Nov. 16, 2002	H	W	42	38	42,047
*Nov. 15, 2003	A	L	40	43	83,596
*Oct. 23, 2004	H	L	21	51	55,413
*Oct. 22, 2005	A	L	17	52	83,919
*Oct. 28, 2006	H	L	31	35	56,158
*Nov. 10, 2007	A	L	43	59	86,401
*Nov. 1, 2008	H	W	39	33	56,333
*Sept. 19, 2009	A	L	24	34	101,297
*Sept. 28, 2010	H	L	14	24	60,454
*Nov. 5, 2011	A	L	20	52	100,506
*Nov. 3, 2012	H	L	22	31	60,879
*Nov. 28, 2013#	A	L	16	41	100,668
*Nov. 1, 2014	H	L	13	34	60,961
*Nov. 26, 2015#	A	W	48	45	94,299
*Nov. 5, 2016	H	L	37	45	60,083
*Nov. 24, 2017+	A	W	27	23	100,629
*Nov. 10, 2018	H	L	34	41	60,454
*Nov. 29, 2019+	A	L	24	49	93,747
*Sept. 26, 2020	H	L (OT)	56	63	16,615
*Sept. 25, 2021	A	L	35	70	98,349
*Sept. 24, 2022	H	W (OT)	37	34	60,975
*Big 12 Conference game   *Southwest Conference game					
# Thursday game   + Friday game					
Note: Full series breakdown can be found on page 167 of Texas Tech's media guide.					

TEAM NOTEBOOK

ONE MORE TIME (FOR NOW) VERSUS TEXAS

- Texas Tech and Texas will meet for the 73rd time in history and the 64th-consecutive year on Friday evening in Austin. The Longhorns control a 54-18 all-time advantage in the series, which includes a 32-7 mark in games played in the state capital. This is the final meeting scheduled between the two in-state rivals for now with Texas' departure to the Southeastern Conference beginning in 2024.
- The Red Raiders are looking to close this chapter of the series with back-to-back wins after a 37-34 overtime victory a year ago in Lubbock. Texas Tech has not won consecutive games in the series since early in the Big 12 era (1997-98) when the Red Raiders used a stout defensive performance for a 24-10 victory in Austin followed by a high-scoring 42-35 win the next year in Lubbock.
- Six of the past eight meetings between the two schools have been decided by at least one possession with the two exceptions being Texas Tech's last two trips to Austin as the Longhorns secured a 49-24 victory in 2019 and a 70-35 win in 2021. Prior to that, Texas Tech won the 2015 road game via a 48-45 victory and again in 2017 with a close 27-23 win that came down to the wire. Texas Tech will be searching for its third win in its last five visits this week.
- Texas Tech used some late-game heroics in both of those wins as **Jakeem Grant** hid behind the offensive line before scampering 40 yards around the left side to the end zone to give Texas Tech a 48-38 lead with 2:41 remaining in the 2015 victory. **Justus Parker**, meanwhile, picked off a **Sam Ehlinger** pass with just over two minutes remaining in 2017, setting up a **Cameron Batson** touchdown from **Nic Shimonek** that was followed by a **Douglas Coleman III** interception to seal the victory. Shimonek, Texas Tech's starter for all 12 games up to the point, came off the bench late to lead a **Kliff Kingsbury**-led team to a victory.
- Texas heads into this weekend's matchup ranked as high as No. 7 nationally, making this only the fourth time since 2013 that one of the two schools has entered the game ranked in the polls. Prior to the 2013 season, at least one of the two schools entered the annual matchup ranked nationally in each of the previous 15 meetings from 1998-2012.
- As a reminder, Texas Tech and Texas have played annually since 1996 for the Chancellor's Spurs, a pair of sterling silver boot spurs. The tradition began when both universities, for the first time, included a chancellor position with Texas Tech naming **John T. Montford** to the role. The Spurs are currently in possession of Texas Tech Chancellor **Tedd L Mitchell**.

STATISTICAL MATCHUP: TEXAS TECH vs. TEXAS

CATEGORY	TECH	FBS	BIG 12	UT	FBS	BIG 12
Scoring Offense	28.6	58th	9th	32.9	30th	3rd
Total Offense	404.1	52nd	10th	454.3	15th	4th
Rushing Offense	170.9	50th	8th	178.0	39th	7th
Passing Offense	233.2	57th	9th	276.3	27th	3rd
Passing Efficiency	126.86	85th	11th	153.53	25th	3rd
Time of Possession	28:29	105th	12th	30:56	41st	5th
Scoring Defense	24.3	54th	6th	18.2	16th	1st
Total Defense	382.0	71st	6th	336.6	37th	2nd
Rushing Defense	155.5	72nd	7th	82.7	4th	1st
Passing Defense	226.5	68th	5th	253.9	111th	12th
Passing Efficiency Defense	122.63	32nd	5th	128.31	51st	6th
QB Sacks Per Game	1.73	98th	10th	2.64	31st	1st
Tackles for Loss	4.9	100th	12th	6.8	20th	2nd
Net Punting	43.81	3rd	1st	41.21	22nd	4th
Punt Returns	21.0	3rd	2nd	16.84	10th	3rd
Kickoff Returns	25.68	8th	2nd	18.0	99th	13th
Turnover Margin	-0.55	112th	13th	0.36	28th	4th

TEXAS TECH-TEXAS CONNECTIONS

- This weekend's matchup will pit Texas Tech tight ends coach **Josh Cochran** against his alma mater. Cochran, who was a student assistant coach for the Longhorns under **Charlie Strong** in 2014, was a three-year letterwinner for Texas from 2011-13, making 23 starts on the offensive line where he was a Freshman All-American in 2011.
- Texas Tech passing game coordinator **Marcel Yates** will recognize several faces on the Texas sideline this weekend dating back to his time as an assistant at Boise State. Yates, who spent nine years as an assistant with the Broncos (2003-11) and two more as defensive coordinator (2014-15), worked alongside Texas defensive coordinator Pete Kwiatkowski as position coaches from 2006-09 before Kwiatkowski became defensive coordinator in 2010. Yates ultimately replaced Kwiatkowski as Boise State's defensive coordinator in 2014 following two seasons (2011-12) as the co-defensive coordinator at Texas A&M.
- Texas co-defensive coordinator and inside linebackers coach **Jeff Choate** was also on that Boise State staff from 2006-11, serving first as special teams coordinator and running backs coach from 2006-08 before moving position rooms to linebackers (2009) and nickelbacks (2010-11) later in his tenure. Choate was later the head coach at Montana State from 2016-20 where he visited Jones AT&T Stadium to start the 2019 season, which was a 45-10 victory by the Red Raiders in their debut under **Matt Wells**.
- Texas Tech assistant head coach **Justin Johnson** and Texas safeties coach **Blake Gideon** were both on the same Houston staff in 2019. Gideon was Houston's special teams coordinator and nickelbacks coach that season, while Johnson served as his alma mater's running backs coach.
- Texas Tech defensive coordinator **Tim DeRuyter** and Yates both worked alongside Texas Director of Football Performance **Torre Becton** during their respective tenures at California. DeRuyter was Cal's defensive coordinator from 2017-20, the same time period Becton was the Golden Bears' head strength and conditioning coach. Yates joined the Cal staff in 2020 as defensive backs coach.
- Texas Tech has six players who hail from the Austin area. That list includes senior running back **Tahj Brooks** (Manor), freshman defensive lineman **Jayden Cofield** (Austin), redshirt freshman tight end **Jack Esparza** (Austin), freshman outside linebacker **Ansel Nedore** (Round Rock), sophomore running back **Cam/Ron Valdez** (Rockdale), and junior tight end **Jayden York** (Austin).



**CAREER NOTABLES VERSUS TEXAS**

- While he may be one of the best running backs for Texas Tech in recent memory, **Tahj Brooks'** career rushing totals only include 12 carries for 36 yards all-time against Texas. Brooks, who hails from Manor just outside of Austin, missed the 2021 game in Austin due to injury and saw limited action in 2020 as a true freshman. His lone receiving touchdown of his career did come in the 2022 victory over Texas as **Donovan Smith** found him for a 17-yard strike early in the second quarter.
- **Baylor Cupp** recorded one of the best outings of his Texas Tech career as he caught a career-high four passes for 65 yards and a touchdown. His touchdown reception, which tied the game at 31-31 midway through the fourth quarter, was the first of his career.
- One of the top performances of **Loic Fouonji's** career likely came in Texas Tech's last visit to Texas as the then-sophomore hauled in two passes for 78 yards, which included a 69-yard touchdown strike from **Henry Colombi** midway through the third quarter. It was only the second touchdown of Fouonji's career to that point as he set a career-high for receiving yards that have since been broken.
- This will likely be the fifth time in **Jaylon Hutchings'** career that he's faced Texas as the senior has 11 tackles over that span against the Longhorns.
- **Quincy Ledet Jr.** will be facing the Longhorns for the second time in his career and the first time as a Red Raider as he previously traveled to Austin with Louisiana-Monroe to start the 2022 season. Ledet had two tackles in the loss, which included the second sack of his career at the time.
- **Austin McNamara** owns several memorable performances in the punting game against Texas as he is averaging 47.2 yards per attempt off 13 attempts the past three seasons, considerably higher than his already impressive 46.1 career average.
- **Myles Price** put together one of the best performances of his career a year ago against Texas as he caught a career-high 13 passes for 98 yards in the win. This will be the fourth time for Price to face the Longhorns as he leads the Red Raiders with 19 catches for 181 yards and a touchdown for his career against Texas. His lone touchdown came in the 2021 trip to Austin as Colombi connected with him on a 40-yard pass just before halftime.
- **Dadrion Taylor-Demerson** recorded the first interception of his career against Texas in 2021 to go along with five stops and two pass breakups. He's made nine stops the past two seasons alone against the Longhorns and 10 overall over three games in his career.
- For head coach **Joey McGuire**, the 2022 victory over Texas could partly be remembered for Texas Tech's ability to convert fourth downs. The Red Raiders moved the sticks on six of their eight fourth-down attempts, resulting in 27 points on those ensuing drives. Texas, meanwhile, did not turn either of the two failed fourth downs into points of their own as the Red Raiders were plus-27 overall, the highest plus/margin difference thus far under McGuire. Texas Tech's six fourth-down conversions marked its most in a game dating back to 2000.
- McGuire is looking to become the first head coach in program history to defeat the Longhorns in each of his first two seasons as head coach. McGuire is already the only head coach to top both Texas and Oklahoma in the same season.

**RED RAIDERS AGAINST RANKED OPPONENTS**

- Texas Tech will be searching for its second road win at a top-25 opponent this month on Friday when the Red Raiders face No. 7 Texas. The Red Raiders previously downed No. 16 Kansas, 16-13, just two weeks ago for its first win over a ranked opponent on the road since the Red Raiders topped No.

15 Oklahoma State, 41-17, in Stillwater to open Big 12 play in 2018. It was the eighth-ranked road victory for Tech during the Big 12 era and their second all-time over Kansas. The Red Raiders had previously dropped their last 10 road contests against ranked foes since their 2018 win at Oklahoma State.

- Texas Tech will be searching this week for its first victory over a top-10 team on the road since shocking No. 1 Oklahoma, 41-38, midway through the 2011 season. The Red Raiders have not topped a top-10 opponent at home or on the road since routing No. 4 West Virginia, 49-14, in 2012.

■ The Red Raiders have defeated a top-10 Texas team five times in their history but only once on the road, which came in 1967 under head coach **J.T. King**. Texas Tech topped the No. 8 Longhorns, 19-13, in their second game of the season and the 17th all-time meeting between the two schools. Since then, the Red Raiders have defeated their in-state rival as a top-10 team five times at home with memorable wins in 1968, 1974, 2002 and 2008.

- The victory over Kansas marked the third over a ranked opponent in **Joey McGuire's** tenure, which places him a tie with Steve Sloan (1975-76) for the most over a head coach's first two seasons in school history. Texas Tech previously downed No. 25 Houston and No. 19 Texas a year ago in McGuire's debut season as he improved to 3-5 against top-25 foes and 3-3 against those ranked between No. 11-25 nationally.

**RED RAIDERS TOP-25 ROAD VICTORIES SINCE 1996**

Year	Opponent	Result
2023	at #16 Kansas	W, 16-13
2018	at #15 Oklahoma State	W, 41-17
2012	at #21 TCU	W, 56-63 (3OT)
2011	at #1 Oklahoma	W, 41-38
2009	at #15 Nebraska	W, 31-10
2008	at #19 Kansas	W, 63-21
2002	at #23 Texas A&M	W, 48-47 (OT)
1997	at #24 Oklahoma State	W, 27-3

**TEXAS TECH VICTORIES OVER TOP-10 TEXAS TEAMS**

Year	Ranking	Result
2008	No. 8 Texas	W, 39-33
2002	No. 3 Texas	W, 42-38
1974	No. 6 Texas	W, 26-3
1968	No. 6 Texas	W, 31-22
1967	at No. 8 Texas	W, 19-13

**FRIDAY NIGHT LIGHTS**

- On Friday nights throughout the state of Texas, you can find the best high school football in the country. Because of that, it's been rare for the Red Raiders to play on Friday nights since joining the Southwest Conference in 1960. In fact, this will only be the seventh time Texas Tech has played a regular-season game on a Friday since then.
- While the Red Raiders' last trip to Austin in 2021 was a Saturday in September, four of the last five matchups at DKR Memorial Stadium between Texas Tech and Texas have been played over the Thanksgiving holiday weekend. The 2017 and 2019 games were on Friday while the 2013 and 2015 editions were held on Thanksgiving Day. This week's contest will be the first Thanksgiving weekend meeting between the two in-state rivals since 2019.

**TECH IN REGULAR-SEASON FRIDAY GAMES SINCE 1960**

Date	Opponent	Result
Nov. 25, 1994	at TCU	L, 21-24
Sept. 27, 2002	at New Mexico	W, 49-0
Aug. 30, 2013	at SMU	W, 41-23
Nov. 25, 2016	vs. Baylor	W, 54-35
Nov. 24, 2017	at Texas	W, 27-23
Nov. 29, 2019	at Texas	L, 24-49

**THE LAST MEETING...****TEXAS TECH 37, #19 TEXAS 34**

**Date:** Sept. 24, 2022

**Location:** Lubbock, Texas | **Attendance:** 60,975

**Recap:** Trey Wolff kicked a 20-yard field goal in overtime, lifting the Red Raiders over No. 19 Texas 37-34 after they overcame a two-touchdown deficit in the second half but let a lead slip away in the final minute. Texas' Bijan Robinson fumbled on the first play of overtime, and Donovan Smith led the Red Raiders to the 2-yard line before Wolff's winning kick in the Big 12 opener for both teams. Smith threw for 331 yards and two touchdowns. Myles Price caught a career-high 13 passes for 98 yards in front of a sellout crowd at Jones AT&T Stadium.

**RUSHING:** Texas - Robinson, Bijan 16-103; Card, Hudson 3-24; Johnson, Roschon 9-15; Robinson, Keilan 2-9. Texas Tech - Thompson, SaRodorick 17-70; Smith, Donovan 15-42; Brooks, Tahj 12-36.

**PASSING:** Texas - Card, Hudson 20-30-1-277. Texas Tech - Smith, Donovan 37-55-0-331.

**RECEIVING:** Texas-Sanders, Ja'Tavi 5-40; Whittington, Jor 4-53; Worthy, Xavier 3-50; Johnson, Roschon 2-23; Robinson, Keilan 1-35; Milton, Tarique 1-28; Robinson, Bijan 1-22; Cain, Casey 1-14; Hall, Agiye 1-7; Helm, Gunnar 1-5. Texas Tech - Price, Myles 13-98; Cupp, Baylor 4-65; Sparkman, J.J. 4-35; Brooks, Tahj 3-21; Martinez, Nehemiah 3-14; Bradley, Jerand 2-26; Boyd, Brady 2-20; White, Xavier 2-11; Thompson, SaRodorick 2-minus 7; Cleveland, Trey 1-35; Tharp, Mason 1-13.

**INTERCEPTIONS:** Texas - None. Texas Tech - Pearson, R. 1-25.

**TACKLES (UA-A):** Texas - Ford, Jaylan 8-4; Cook, Anthony 8-4; Thompson, Jerrin 7-3; Barron, Jahdae 6-4; Overshown, DeMar 5-2; Jamison, D'Shawn 5-1; Oghoufo, Ovie 3-3; Murphy II, Byron 4-1; Watts, Ryan 3-2; Sweat, T'Vondre 2-2; Tucker-Dorsey, D. 1-3; Guilbeau, Jaylon 1-3. Texas Tech - Merriweather, Krishon 7-1; Wilson, Tyree 5-1; Pearson, Reggie 4-1; Eldridge, Kosi 3-2; Taylor-Demerson, Dadrion 4-0; Williams, Rayshad 3-1; Hutchings, Jaylon 3-1.

**TEAM STATISTICS**

	UT	TTU
FIRST DOWNS	20	31
RUSHES-YARDS (NET)	30-151	44-148
PASSING YDS (NET)	277	331
Passes Att-Comp-Int	30-20-1	55-37-0
TOTAL OFFENSE PLAYS-YARDS	60-428	99-479
Fumble Returns-Yards	0-0	1-0
Punt Returns-Yards	1-7	1-20
Kickoff Returns-Yards	1-30	3-66
Interception Returns-Yards	0-0	1-25
Punts (Number-Avg)	3-43.3	2-42.5
Fumbles-Lost	1-1	2-0
Penalties-Yards	5-41	5-31
Possession Time	24:06	35:54
Third-Down Conversions	3 of 9	6 of 19
Fourth-Down Conversions	1 of 2	6 of 8
Red-Zone Scores-Chances	2-2	6-7
Sacks By: Number-Yards	2-3	1-6



## TEXAS SERIES SUPERLATIVES

## 300-YARD PASSING GAMES

Name	Date	C-A	TDs	Yards
Graham Harrell	Oct. 28, 2006	42-62-1	3	519
Graham Harrell	Nov. 1, 2008	36-53-0	2	474
Kliff Kingsbury	Nov. 16, 2002	38-60-0	6	473
Graham Harrell	Nov. 10, 2007	36-48-1	5	466
Jett Duffey	Nov. 10, 2018	37-47-1	4	444
Sonny Cumbie	Oct. 23, 2004	34-51-1	1	403
Jett Duffey	Nov. 29, 2019	36-58-0	2	399
Seth Doege	Nov. 5, 2011	40-55-0	2	381
Patrick Mahomes	Nov. 26, 2015	22-39-1	1	372
Cody Hodges	Oct. 22, 2005	42-64-1	2	369
Patrick Mahomes	Nov. 5, 2016	36-59-1	3	367
Ben Symons	Nov. 15, 2003	32-56-0	3	365
Zebbie Lethridge	Nov. 9, 1996	14-25-1	2	364
Donovan Smith	Sept. 24, 2022	27-55-0	2	331
Alan Bowman	Sept. 26, 2020	31-52-3	5	331
Seth Doege	Nov. 3, 2012	26-44-0	1	329
Jason Clemmons	Oct. 31, 1992	25-52-0	3	327
Henry Colombi	Sept. 25, 2021	18-24-1	3	324

## 100-YARD RUSHING GAMES

Name	Date	Att.	TDs	Yards
John Scovell	Sept. 30, 1967	25	1	176
DeAndre Washington	Nov. 26, 2015	28	2	173
Sammy Morris	Oct. 30, 1993	32	2	158
Ricky Williams	Nov. 14, 1998	32	1	148
Byron Hanspard	Nov. 9, 1996	22	0	132
Ricky Williams	Nov. 8, 1997	25	0	131
Robert Lewis	Oct. 29, 1983	25	0	126
James Gray	Nov. 4, 1989	26	1	117
Byron Hanspard	Oct. 29, 1994	28	0	111
James Hadnot	Nov. 3, 1979	26	0	111
Byron Hanspard	Nov. 4, 1995	24	0	109
Rodney Allison	Oct. 30, 1976	25	1	106
SaRodorick Thompson	Sept. 26, 2020	16	2	104

## 100-YARD RECEIVING GAMES

Name	Date	Rec.	TDs	Yards
Micheal Crabtree	Nov. 10, 2007	9	2	195
Rodney Blackshear	Nov. 3, 1990	5	1	174
Antoine Wesley	Nov. 10, 2018	8	2	171
Wes Walker	Nov. 16, 2002	14	4	169
Keke Coutee	Nov. 24, 2017	9	0	168
Nehemiah Glover	Oct. 23, 2004	11	0	166
Jarrett Hicks	Oct. 28, 2006	9	1	156
KeSean Carter	Nov. 29, 2019	11	1	150
Edward Britton	Nov. 1, 2008	7	0	139
Erik Ezukanma	Nov. 28, 2019	7	1	135
T.J. Vasher	Nov. 24, 2017	5	1	127
Micheal Crabtree	Nov. 1, 2008	10	1	127
Eric Ward	Nov. 3, 2012	8	0	126
Eddy Anderson	Oct. 29, 1988	4	1	118
Edward Britton	Nov. 10, 2007	7	1	116
Wayne Walker	Oct. 31, 1987	4	1	115
Wayne Walker	Nov. 1, 1986	4	0	111
Lawrence Williams	Sept. 28, 1974	3	3	110
Ian Sadler	Nov. 26, 2015	6	0	108
Darrin Moore	Nov. 3, 2012	7	0	108
Jakeem Grant	Nov. 26, 2015	2	1	105
Nehemiah Glover	Nov. 16, 2002	4	2	105
Kaylon Geiger	Sept. 25, 2021	5	1	100

## WHAT A WIN WOULD MEAN FRIDAY...

- A victory would improve the Red Raiders to 6-3 in Big 12 play, marking its most conference wins in a season since 2008 when Texas Tech was 7-1 overall under the old eight-game format. The Red Raiders have won six Big 12 games only one other time, which came in 2005 (6-2). Prior to joining the Big 12 in 1996, the Red Raiders won six or more conference games just twice in the Southwest Conference era - in 1973 (6-1) under head coach **Jim Carlen** and again in 1976 (7-1) under **Steve Sloan**.
- With a victory Friday, Texas Tech would have won nine of its last 12 conference games dating back to the end of the 2022 season when the Red Raiders closed the regular season with wins over Kansas, Iowa State and Oklahoma.
- Texas Tech will be searching for its fourth-consecutive victory in Big 12 play Friday, which would mark its longest streak since the Red Raiders started the 2013 season at 4-0 against league opponents in their debut under **Kliff Kingsbury**.
- A victory over the Longhorns would help the Red Raiders close the regular season with four-consecutive victories for the first time since the 1993 campaign when Texas Tech started 1-5 overall, only to win its next five games to eventually play in the John Hancock Bowl.

## RED RAIDERS IN NOVEMBER UNDER MCGUIRE

- With its win this past weekend against UCF, the Red Raiders have now won six-consecutive games in the month of November, their longest such run since Texas Tech was on the right side of the scoreboard over seven-straight games from 1992 through the 1994 season. That run began with back-to-back Southwest Conference wins over TCU and Houston to close 1992 and continued with a perfect November in 1993, which featured wins over TCU, SMU and Houston. The Red Raiders started the final month of the regular season with a 2-0 mark in 1994 following wins over Southwestern Louisiana and Houston but fell at TCU to close the regular season.
- Texas Tech's current streak was started a year ago with a win over Kansas as the Red Raiders were 3-1 in the month of November. In addition to Kansas, the Red Raiders followed with a road win at Iowa State and then an overtime victory over Oklahoma. Texas Tech later defeated Ole Miss in the TaxAct Texas Bowl to end a season with four-consecutive victories for the first time since 1995.
- Texas Tech has now won at least three games in the month of November six times since joining the Big 12 Conference in 1996 (2001, 2002, 2008, 2010, 2022, 2023).
- Joey McGuire is 6-1 during his tenure during the month of November, which is the highest winning percentage through seven games all-time among Texas Tech head coaches. **E.Y. Freeland** (1925-26), **Dell Morgan** (1941-50) and **Spike Dykes** (1987-89) and had ties on their record, finishing 5-1-1 in their first seven November games, respectively.

## RED RAIDERS IN REGULAR-SEASON FINALES

- Texas Tech enters this weekend's tilt at Texas with a 48-47-4 all-time record in regular-season finales, which includes a 15-12 mark during the Big 12 era (1996-present). The Red Raiders have closed the regular season with wins in five of the past eight seasons after topping Texas in both 2015 and 2017, Baylor in 2016, Kansas in 2020 and Oklahoma a year ago.
- The Red Raiders are no stranger to closing the regular season against Texas in recent years as Texas Tech is 2-2 in regular season finales versus Texas in 2013, 2015, 2017 and 2019. All four games took place in Austin with the Red Raiders winning the 2015 and 2017 visits to the state capital.

## WE'RE GOING BOWLING... AGAIN

- Texas Tech defeated UCF this past weekend to capture its sixth win of the year and reach a bowl game for the 41st time in program history. This will be Texas Tech's 20th bowl appearance as a Big 12 Conference member as the Red Raiders will head back to the postseason for a third-consecutive season for the first time since doing so for a school record 11-consecutive years from 2000-10.
- Texas Tech's now soon-to-be 41 all-time bowl appearances rank in the Top 25 of FBS history and trail just Texas and Oklahoma for the most among current Big 12 members. Once the conference moves to its 16-team format in 2024, by way of Texas Tech and West Virginia both earning bowl eligibility, the duo will be tied for the most among Big 12 schools. Should BYU become bowl eligible, they would join for a three-way tie.
- **Joey McGuire** is now only the second head coach in program history to lead the Red Raiders to bowl games in each of his first two seasons, joining the late **Mike Leach**, who pushed Texas Tech to a bowl game in each of his 10 seasons.

## POTENT NOTABLES

- Texas Tech finished its home slate with a 4-2 record inside Jones AT&T Stadium this season, improving the Red Raiders to 10-3 overall under **Joey McGuire**. The Red Raiders are 7-2 at home against Big 12 foes during McGuire's tenure.
- The win over UCF guaranteed Texas Tech its second-consecutive season with a winning conference record. The Red Raiders had not finished above .500 over consecutive seasons previously since the 2008-09 campaigns.
- Additionally, the win **Joey McGuire** is only the second head coach in program history to notch an above-.500 conference record in each of his first two seasons. McGuire led the Red Raiders to a 5-4 mark in league play a year ago en route to joining **Steve Sloan**, who pushed the Red Raiders to a 4-3 mark in the Southwest Conference in 1975 followed by a 7-1 record and conference title a year later.
- To reach bowl eligibility, the Red Raiders topped both Kansas and UCF while scoring under 30 points. It marked the first time Texas Tech had not reached the 30-point mark in a pair of consecutive games since Mike Leach's first season in 2000 when the Red Raiders downed North Texas, 13-7, followed by Louisiana-Lafayette, 26-0. The Red Raiders had not won back-to-back Big 12 games with under 30 points since 1997 when Texas Tech went on the road to top Texas, 24-10, and No. 24 Oklahoma State, 27-3.
- The Red Raiders improved to 11-3 under **Joey McGuire** and 6-2 this season when allowing 29 or fewer points in a game following its win over UCF. Texas Tech has limited seven of its eight Big 12 opponents to 29 points or fewer, which is the most since each of the league's first three years (1996-98).
- Texas Tech has won a one-possession game in each of the past three weeks after a 35-28 victory over TCU, the 16-13 win at Kansas and then the 24-23 nailbitter versus UCF. The Red Raiders are now 7-2 in one-possession games under **Joey McGuire**, which includes a 3-2 record this season.
- The victory over Kansas improved the Red Raiders to 23-2 all-time against the Jayhawks (92 percent), which is the most lob-sided series for the Jayhawks in their history among opponents with at least 10 meetings.
- **Drae McCray** became the 39th Red Raider to start in a game this season when he was inserted into the lineup at Kansas. Heading into the regular-season finale, eight different Red Raiders have started in every game thus far.
- The win over TCU improved the Red Raiders to 20-13 during the Big 12 era in the week following an open date. It marked the third-consecutive season Texas Tech has come away with a victory following an open date and the ninth time to do so in its last 12 contests dating back to the 2015 season.



HEAD COACH JOEY MCGUIRE

JOEY MCGUIRE FILE

Hometown	Crowley, Texas
Education	Texas-Arlington '95 (Kinesiology)
Wife	Debbie
Children	Daughter: Raegan; Son: Garret

COACHING HISTORY

Year	Position
2022-present	Texas Tech Head Coach
2020-21	Baylor Assoc. Head Coach (Outside Linebackers)
2019	Baylor Associate Head Coach (Defensive Ends)
2017-18	Baylor Assistant Coach (Tight Ends)
2003-16	Cedar Hill High School Head Coach
1997-02	Cedar Hill High School Assistant Coach
1995-96	Crowley High School Assistant Coach

BOWL GAMES (4)

2022	TaxAct Texas Bowl
2021	Allstate Sugar Bowl*
2019	Allstate Sugar Bowl
2018	Academy Sports + Outdoors Texas Bowl

\* bowl came after he already accepted the Texas Tech position.

RECORD AGAINST OPPONENTS

Opponent	Overall	Home	Away	Neutral
Baylor	1-1	0-1	1-0	0-0
BYU	0-1	0-0	0-1	0-0
Houston	2-0	2-0	0-0	0-0
Iowa State	1-0	0-0	1-0	0-0
Kansas	2-0	1-0	1-0	0-0
Kansas State	0-2	0-1	0-1	0-0
Murray State	1-0	1-0	0-0	0-0
N.C. State	0-1	0-0	0-1	0-0
Oklahoma	1-0	1-0	0-0	0-0
Oklahoma State	0-1	0-0	0-1	0-0
Ole Miss	1-0	0-0	0-0	1-0
Oregon	0-1	0-1	0-0	0-0
Tarleton State	1-0	1-0	0-0	0-0
TCU	1-1	1-0	0-1	0-0
Texas	1-0	1-0	0-0	0-0
UCF	1-0	1-0	0-0	0-0
West Virginia	1-1	1-0	0-1	0-0
Wyoming	0-1	0-0	0-1	0-0

RECORD VERSUS CONFERENCES

Conference	Overall	Home	Away	Neutral
American	1-0	1-0	0-0	0-0
ACC	0-1	0-0	0-1	0-0
Big Ten	0-0	0-0	0-0	0-0
Big 12	10-7	7-2	3-5	0-0
Conference USA	0-0	0-0	0-0	0-0
FBS Independents	0-0	0-0	0-0	0-0
Mid-American	0-0	0-0	0-0	0-0
Mountain West	0-1	0-0	0-1	0-0
Pac-12	0-1	0-1	0-0	0-0
SEC	1-0	0-0	0-0	1-0
Sun Belt	0-0	0-0	0-0	0-0
FCS Opponents	2-0	2-0	0-0	0-0



HEAD COACH JOEY MCGUIRE

THE HALL OF FAMER

■ There likely isn't a power-five football program in the state of Texas with better ties to its high school coaches than at Texas Tech as McGuire hired six members of his charter coaching staff that have ties to the Texas High School Coaches Association (THSCA). McGuire, himself, is already a legend at the prep level as a member of the THSCA Hall of Honor and the Texas High School Football Hall of Fame.

■ McGuire, owner of three state titles as head coach of Cedar Hill High School in the Dallas-Fort Worth metroplex, was inducted into the THSCA Hall of Honor (THSCA) in 2020 and then the Texas High School Football Hall of Fame in 2022 in the months after accepting the Texas Tech position. McGuire is still an avid speaker at the annual THSCA Convention and regularly hosts clinics for high school coaches each year.

NOT THE ONLY COACH IN THE FAMILY

■ Turn on a television any weekend this fall and you could possibly see another McGuire roaming the sidelines as Garret McGuire is entering his first season as the wide receivers coach at Nebraska. The younger McGuire previously played under his father at quarterback at Cedar Hill High School before enjoying four years as a backup quarterback at Baylor. He joined the coaching profession immediately after, serving as an offensive assistant under new Nebraska head coach Matt Rhule while with the NFL's Carolina Panthers.

■ Garret isn't the only McGuire building an impressive career, either, as Raegan McGuire is a fashion designer for AMUR in New York City. Her designs have been worn by several high-profile figures, including Natalie Biden, the granddaughter of President Joe Biden, as well as Taylor Swift during her spring 2023 Eras Tour.

JOEY MCGUIRE, THE OFFICIANT

■ Joey McGuire, known as a players' coach, has added another title in recent years: officiant. He presided over the second wedding of a former player this past summer in defensive quality control assistant James Lockhart, who previously played for McGuire at Baylor. McGuire previously performed the wedding for Sam Tecklenburg, another former Baylor player, and is scheduled to do his third ceremony next April for quarterback Tyler Shough and his fiancée.

AN NFL FRONT OFFICE

■ Under McGuire, Texas Tech's personnel department resembles an NFL front office, a unique approach in the world of college football. Texas Tech's personnel department is overseen by general manager James Blanchard, who was McGuire's first hire after accepting the Texas Tech position. Blanchard has the ability to offer any potential recruit he and his staff feel will fit at Texas Tech, allowing McGuire's coaching staff to prioritize player development. Blanchard has been named top rising personnel and recruiting staffers in the country by the On3.com website.

■ Texas Tech's 2023 class was ranked as high as No. 23 nationally by Rivals as McGuire and his staff inked 28 high school prospects, a key component to the Red Raiders' recruiting philosophy. It marked the highest-ranked Texas Tech recruiting class in more than a decade.

■ Texas Tech has reaped the benefits of McGuire's ties to the state of Texas in the year following his hire as the Red Raiders have signed two of their best classes now in history. The 2022 class, boosted by McGuire's hiring in November 2021, was ranked as high as 39th nationally by Rivals, a steady improvement from its spot in the 70s prior to his hire.



THE BRAND

The core tenant under McGuire revolves around The Brand, which stands for his desire that the Red Raiders be the "toughest, hardest-working, most-competitive team in the country." On his final interview for the Texas Tech position, McGuire described his vision for the Red Raider program using The Brand, which President Lawrence Schovanec said "describes West Texas."



60 MINUTES OF US

McGuire issued a new challenge to not only his team this summer but to all of Red Raider Nation: can opponents handle "60 Minutes of Us?" The "us" in that equation is not only the Red Raiders on the field but one of the top homefield advantages in college football. Since then, the phrase has become a rallying cry for McGuire and Texas Tech as a whole entering the 2023 season.



TAKE THREE UNIVERSITY

McGuire, a defensive coach at heart, heavily utilizes the phrase "Take Three" as a program. The phrase has transformed into a rallying cry from the defense with in-house video production signaling "one," "two" or "three" each time the Red Raiders create a takeaway. McGuire, prior to each game, regularly wears a t-shirt designed for the defense that says "Take Three University."





## THE UNOFFICIAL HOME OF THE THSCA

Since his hire as Texas Tech's head coach, **Joey McGuire** has made it a point to brand the Red Raiders the "unofficial home of the Texas High School Coaches Association." Already a Hall of Famer, himself, McGuire has hired a charter staff filled with experience at both the collegiate and high school levels with four assistant coaches who have previous ties to the THSCA as well as a slew of support staff members.

### TEXAS TECH FOOTBALL STAFF WITH THSCA TIES

Name	THSCA Position
Joey McGuire	Cedar Hill Head Coach (2003-16)
Kenny Perry	Arlington Bowie (2006-12)/Halton City (2004-05)/Sam Houston (2000-03)
Josh Cochran	Lindale H.S. Asst. Coach (2015)
Zarnell Fitch	Lincoln H.S. Head Coach (2013) / Asst. Coach (2011-12)
Jah'Shawn Johnson (Defensive GA)	Ennis H.S. Asst. Coach (2020-21)
Brian Nance (Dir. of Scouting)	Temple H.S. Asst. Coach (2018)
Dave Martin (Dir. of Player Development)	Cedar Hill H.S. Asst. Coach (1999-03)

Texas Tech also has three current student-athletes on its roster whose fathers are prominent high school coaches in the state in Allen's Lee Wiginton, the father of sophomore wide receiver **Haydon Wiginton**, Amarillo Tascosa's Ken Plunk, the father of junior defensive back **Joseph Plunk** and Eastland's James Morton, the father of sophomore quarterback **Behren Morton**. Lee Wiginton is the past president of the THSCA.



### CEDAR HILL CONNECTIONS

- McGuire made his name in the coaching profession during his 14 seasons leading Cedar Hill High School in the Dallas-Fort Worth metroplex. McGuire has had five former Cedar Hill standouts on the Texas Tech roster already during his tenure, including three this season in sophomore outside linebacker **Charles Esters III**, redshirt freshman outside linebacker **Harvey Dyson III** and redshirt freshman defensive back **Jalon Peoples**. Peoples is the brother of **Dimitri Moore**, who played his final season of collegiate eligibility under McGuire a year ago.
- While he did not graduate from Cedar Hill, **Jordan Brown** attended the high school up until his senior year as he was a freshman when McGuire departed from Cedar Hill. His older brother, Laquvionte Gonzalez, was on a Cedar Hill team under McGuire that played in the Class 6A state title game as a senior in 2012.

### NEWS & NOTES ON MCGUIRE...

- Texas Tech's win over Tarleton State marked the 150th of McGuire's career as a head coach, combining both his success at Cedar Hill High School and at Texas Tech. McGuire was previously 141-42 over his 12 seasons leading Cedar Hill in the Dallas-Fort Worth metroplex from 2003-16 before moving to the college ranks as an assistant coach at Baylor from 2017 up until his hire at Texas Tech in November 2021.
- McGuire is now only the second head coach in program history to lead the Red Raiders to bowl games in each of his first two seasons, joining the late **Mike Leach**, who pushed Texas Tech to a bowl game in each of his 10 seasons. McGuire previously became the eighth head coach in program history to lead the Red Raiders to a bowl game in his debut season a year ago and the 12th head coach to lead Texas Tech to a winning record in his first year.
- Texas Tech has hit the 40-point mark seven times during McGuire's tenure as the Red Raiders are a perfect 7-0 in those games following their win over Houston.
- There is defense in West Texas as Texas Tech is 4-1 this season and 8-1 overall under McGuire when holding opponents to 25 or fewer points.
- Texas Tech is 7-2 under McGuire when creating two or more takeaways in a game with the two losses coming at Wyoming and at West Virginia this season. The Red Raiders are also 10-4 when giving up one or fewer turnovers per game as well.
- The Wyoming game marked the first overtime loss for the Red Raiders under McGuire, who has labeled similar close

contests as "brand games" during his tenure. The Red Raiders were 3-0 in overtime games a year ago with wins over Houston, Texas and Oklahoma.

- McGuire's eight-win debut finished one victory shy for the most by a first-year head coach in program history as **Dell Morgan** previously led the Red Raiders to a 9-2 record in 1941. In its now 99 seasons of football, Texas Tech has never had a head coach record at least eight wins in each of his first two seasons leading the Red Raiders.
- McGuire led the Red Raiders to a 5-4 record in Big 12 play a year ago, becoming the first head coach to notch a winning conference record (above .500) in his debut season since **David McWilliams** did so in 1986.
- The success the Red Raiders had in Big 12 play pushed Texas Tech to its most conference wins since 2009 and a fourth-place finish in the standings, its highest since the league went to a 10-team format in 2011. McGuire is the only head coach in program history to defeat both Texas and Oklahoma in the same season.
- Of the head coaches in Texas Tech's history, McGuire resembles **Spike Dykes** likely the best, not only for his charm and engaging personality but also his ties as a former high school head coach. Dykes spent a decade at the prep level with stops in head coaching roles at Coahoma, Belton, Big Spring, Alice and Midland Lee.

### TEXAS TECH HEAD COACHES IN FIRST TWO SEASONS

Name	Years	Record	Perc.	Bowls
E.Y. Freeland	1925-26	12-2-5	.763	None
Grady Higgenbotham	1929	1-7-2	.200	None
Pete Cawthon	1930-31	9-9	.500	None
Dell Morgan	1941-42	13-7-1	.643	One
DeWitt Weaver	1951-52	10-11-1	.477	One
JT King	1961-62	5-15	.333	None
Jim Carlen	1970-71	12-11	.522	One
Steve Sloan	1975-76	16-7	.696	One
Rex Dockery	1978-79	10-10-2	.500	None
Jerry Moore	1981-82	5-16-1	.250	None
David McWilliams	1986	7-5	.583	One
Spike Dykes	1987-88	11-10-1	.523	None
Mike Leach	2000-01	14-11	.560	Two
Tommy Tuberville	2010-11	13-12	.520	One
Kliff Kingsbury	2013-14	12-13	.480	One
Matt Wells	2019-20	8-14	.364	None
Joey McGuire	2022-23	14-10	.583	One

## RECORD BREAKDOWN

	2023	Big 12	McGuire
Overall	6-5	5-3	14-10
at Jones AT&T Stadium	4-2	3-1	10-3
in Away Games	2-3	2-2	3-7
in Neutral Site Games	0-0	0-0	1-0
Day Games	3-1	3-1	6-4
Night Games (6 p.m. start or later)	3-4	2-2	8-6
vs. Top 25 teams	1-1	1-0	3-5
vs. Top 10 teams	0-0	0-0	0-2
vs. Unranked Teams	5-4	4-3	11-5
Scoring first	4-3	3-1	10-4
Opponents score first	2-2	2-2	4-6
Leading at halftime	5-1	4-0	11-2
Trailing at halftime	0-4	0-3	2-8
Tied at halftime	1-0	1-0	1-0
Leading after third quarter	6-1	5-0	13-2
Trailing after third quarter	0-3	0-3	1-6
Tied after third quarter	0-1	0-0	0-2
Overtime games	0-1	0-0	3-1
Scoring less than 20 points	1-2	1-2	2-4
Scoring 20-29 points	1-1	1-1	1-3
Scoring 30-39 points	2-2	2-0	4-3
Scoring 40-49 points	2-0	1-0	5-0
Scoring 50+ points	0-0	0-0	2-0
Allowing less than 20 points	3-0	2-0	6-0
Allowing 20-29 points	3-2	3-2	5-3
Allowing 30-39 points	0-3	0-1	2-5
Allowing 40+ points	0-0	0-0	1-2
Rushing for less than 100 yards	0-1	0-0	0-2
Rushing for 100-199 yards	4-4	4-3	9-8
Rushing for 200+ yards	2-0	1-0	5-0
Passing for less than 300 yards	6-4	5-3	9-7
Passing for 300-399 yards	0-1	0-0	3-3
Passing for 400+ yards	0-0	0-0	2-0
Totaling less than 300 yards of total offense	0-0	0-0	1-0
Totaling 300-399 yards of total offense	2-2	2-2	2-5
Totaling 400-499 yards of total offense	4-3	3-1	7-4
Totaling 500-599 yards of total offense	0-0	0-0	3-1
Totaling 600+ yards total offense	0-0	0-0	1-0
Allowing less than 100 yards rushing	2-0	2-0	5-0
Allowing 100-199 yards rushing	2-4	1-2	5-6
Allowing 200+ yds rushing	2-1	2-1	4-4
Allowing less than 200 yards passing	2-4	1-3	2-7
Allowing 200-299 yards passing	1-0	1-0	7-2
Allowing 300-399 yards passing	3-1	3-0	4-1
Allowing 400+ yards passing	0-0	0-0	1-0
Allowing less than 300 yards total offense	0-2	0-2	2-3
Allowing 300-399 yards total offense	3-1	2-0	4-1
Allowing 400-499 yards of total offense	3-2	3-1	5-6
Allowing 500+ yards of total offense	0-0	0-0	3-0
Leading turnover margin	2-2	1-1	6-2
Trailing turnover margin	1-3	1-2	5-8
Tied in turnover margin	3-0	3-0	3-0
Having 0 takeaways	1-3	1-2	3-5
Having 1 takeaway	3-0	3-0	4-3
Having 2 takeaways	1-2	1-1	4-2
Having 3 or more takeaways	1-0	0-0	3-0
Having 0 turnovers	2-1	2-1	5-1
Having 1 turnover	3-1	2-0	5-3
Having 2 turnovers	1-0	1-0	2-0
Having 3 or more turnovers	0-3	0-2	2-6
Leading in time of possession	3-1	3-1	9-3
When trailing in time of possession	3-4	2-2	5-7

BROOKS IN THE RECORD BOOK...

TEXAS TECH SINGLE-SEASON RUSHING LEADERS

Name (Year)	Yards
1. Byron Hanspard (1996)	2,084
2. Byron Morris (1993)	1,752
3. Ricky Williams (1998)	1,582
4. James Gray (1,989)	1,509
5. DeAndre Washington (2015)	1,492
6. Byron Hanspard (1995)	1,374
7. James Hadnot (1979)	1,371
8. James Hadnot (1978)	1,369
9. Tahj Brooks (2023)	1,348
10. Byron Morris (1992)	1,279

TEXAS TECH SINGLE-SEASON RUSHING ATTEMPTS

Name (Year)	Att.
1. Byron Hanspard (1996)	339
2. Ricky Williams (1998)	336
3. Byron Morris (1993)	298
4. James Hadnot (1979)	273
5. James Gray (1989)	263
6. James Hadnot (1978)	251
7. Tahj Brooks (2023)	249
8. Byron Hanspard (1995)	248
9. Byron Morris (1992)	242
10. DeAndre Washington (2015)	233

TEXAS TECH CAREER RUSHING LEADERS

Name (Years)	Yards
1. Byron Hanspard (1994-96)	4,219
2. James Gray (1986-89)	4,066
3. Ricky Williams (1997-01)	3,661
4. Byron Morris (1991-93)	3,545
5. DeAndre Washington (2011-15)	3,411
6. Taurean Henderson (2002-05)	3,241
7. Tahj Brooks (2020-present)	2,862
8. James Hadnot (1976-79)	2,794
9. SaRodorick Thompson Jr. (2018-22)	2,664
10. Larry Isaac (1973-76)	2,664

TEXAS TECH CAREER RUSHING ATTEMPTS LEADERS

Name (Years)	Att.
1. Ricky Williams (1997-01)	789
2. Byron Hanspard (1994-96)	760
3. James Gray (1986-89)	742
4. Byron Morris (1991-93)	638
5. DeAndre Washington (2011-15)	605
6. Taurean Henderson (2002-05)	577
7. Tahj Brooks (2020-present)	552
8. SaRodorick Thompson Jr. (2018-22)	540
9. Larry Isaac (1973-76)	538
10. James Hadnot (1976-78)	532

TEXAS TECH CAREER RUSHING TOUCHDOWN LEADERS

Name (Years)	Att.
1. James Gray (1986-89)	52
...	
7. Bobby Cavazos (1951-53)	32
8. Larry Isaac (1973-76)	31
9. Billy Taylor (1974-77)	29
Byron Hanspard (1994-96)	29
Zebbie Lethridge (1994-97)	29
Approaching:	
Tahj Brooks (2020-present)	27



RB TAHJ BROOKS

BROOKS TIME FOR ALL-AMERICA HONORS

■ Tahj Brooks has entered the national picture as one of the nation's top running backs this season as he enters this week ranked third in the FBS with 1,348 rushing yards as well as rushing yards per game (122.5). Brooks has rushed for 100 yards in eight of the past nine games this season, including seven times during Big 12 play. He finished with 98 yards in the lone game during that span where he failed to reach the 100-yard mark on the ground.

■ Brooks is the first Red Raider to rush for 1,000 yards in a season since DeAndre Washington totaled 1,492 yards on the ground in 2015. Washington, who also hit the 1,000-yard mark in 2014 as well, is the only Red Raider to reach the century mark in a season since Texas Tech moved to a spread offense prior to the 2000 campaign. Brooks is one of eight Red Raiders in program history now to rush for 1,000 yards in a season.

■ Brooks is averaging 135.0 rushing yards per game during Big 12 play as he ranks second nationally with 1,080 rushing yards against conference foes, which trails only Oklahoma State's Ollie Gordon II and his 1,305 rushing yards.

■ Brooks has found the end zone on the ground in each of the past seven games, marking the first time a Red Raider has done so since Eric Stephens between the last two games of the 2010 season and the first five of the 2011 campaign. The last time it was done in a single season was Taurean Henderson over the final eight games in 2004.

■ According to Pro Football Focus, Brooks has a commanding lead nationally with 86 forced miss tackles this season, which is 11 more than Bowling Green's Terion Stewart in second place. The next-closest power-five player in that category is Texas' Jonathon Brooks with 63 forced missed tackles.

■ Additionally, PFF ranks Brooks second in the FBS for yards after contact with 855 this season, including an astounding 151 this past weekend against UCF. He trails only North Carolina's Omarion Hampton, who has 992 yards after contact.

NCAA FBS RUSHING YARDS LEADERS

Name (School)	YARDS
1. Ollie Gordon II (Oklahoma State)	1,414
2. Omarion Hampton (North Carolina)	1,414
3. Tahj Brooks (Texas Tech)	1,348
4. Marcus Carroll (Georgia State)	1,293
5. Kimani Vidal (Troy)	1,280

THREE-TIME TEAM RUSHING LEADER

■ Brooks is assured of becoming the first Red Raider since Baron Batch (2008-10) to lead Texas Tech in rushing over three-consecutive seasons. In the process, he would become the ninth Red Raider since 1950 to lead the team in rushing

in three-consecutive seasons. That list includes the likes of Batch (2008-10), Taurean Henderson (2002-05), Byron Hanspard (1994-96), Byron "Bam" Morris (1991-93), James Gray (1986-89), Larry Isaac (1974-76), Donnie Anderson (1963-65) and Bobby Cavazos (1951-53). Ricky Williams (1997-98; 2000-01) also led the team in rushing four times over his career but not over three-consecutive seasons.

CLIMBING THE CAREER RECORD BOOK

■ Brooks continues to climb the Texas Tech career record book as he now ranks seventh all-time in program history with 2,862 rushing yards. Brooks, who passed James Hadnot for seventh place against UCF, needs 379 rushing yards between the Texas game and a bowl to match Taurean Henderson for sixth all-time in program history. He is one of 16 Red Raiders all-time to record 2,000 rushing yards in a career.

■ Brooks' 12 career 100-yard games places him in fifth place for the most in school history behind the likes of Byron Hanspard (21), James Gray (18), Byron Morris (16) and James Hadnot (13).

CARRYING A HEAVY LOAD

■ Brooks enters this week as the power-five leader in rushing attempts as he has carried 249 times this season, which only trails Georgia State's Marcus Carroll nationally. North Carolina's Omarion Hampton is the only other power-five player with at least 225 attempts thus far this season.

■ Brooks is the only FBS player in the FBS this season with three, let alone four, games of at least 30 carries this season.

■ Brooks moved into the Texas Tech single-season chart for rushing attempts against UCF as his 249 carries this season rank seventh in program history. On his current pace of 22.6 carries per game, Brooks would close the regular season with 294 carries, which would rank fourth all-time and be the most since Ricky Williams in 1998.

■ Brooks received 30 or more carries in three-consecutive games between BYU, TCU and Kansas as well as against Baylor. He is the first Red Raider to receive 30 or more carries at least four times in a season since Byron Hanspard did so six times as part of his Doak Walker Award season in 1996. Hanspard was also the last Red Raider to have 30 or more carries in three-consecutive games during that 1996 campaign. The Red Raiders are 3-1 in games where he rushes 30 or more times.

■ Brooks snapped his career high with 33 attempts in the win at Kansas, which matched the single-game high in the Big 12 this season. It was the most carries by a Red Raider since Sammy Morris also rushed 33 times for 170 yards and a touchdown in a memorable 1999 win over Texas A&M.





## MORTON ACCURATE IN LAST TWO WINS

Behren Morton is 5-0 in games he's started and finished this season since taking over for an injured **Tyler Shough** early in Texas Tech's road trip to West Virginia. Morton completed 70.6 percent of his passes in those five wins to help the Red Raiders down Houston, Baylor, TCU, Kansas and UCF. Morton has completed 71.6 percent of his passes over the course of Texas Tech's three-game winning streak as he has 12 touchdown passes this season to only four interceptions.

## INSIDE MORTON'S SIX STARTS THIS SEASON

Opponent	Comp	Att.	TD	INT	Yds.	LG	Run	Yds.	TD
Houston	14	22	2	0	161	34	4	10	0
Baylor	19	26	3	1	180	24	2	-1	1
Kansas State	14	21	0	0	125	31	6	8	1
TCU	28	36	2	0	282	44	5	-4	1
Kansas	19	25	0	1	176	33	7	-11	0
UCF	21	34	2	1	256	49	3	10	0
<b>Career Starts</b>	184	303	13	7	2,115	55	64	86	5
<b>All Career Games</b>	233	386	19	10	2,527	55	82	105	5

## OFFENSIVE NOTEBOOK

### THE INJURY BUG STRIKES AGAIN

■ The injury bug has returned to the Texas Tech quarterback room as **Tyler Shough**, the starter to start the season, has missed significant time due to a leg injury, while **Behren Morton** sat out the BYU game due to injury. Morton, who returned to the lineup against TCU, was replaced by true freshman **Jake Strong** at BYU. Texas Tech is one of 11 FBS schools to start at least three different quarterbacks this season, joining Arizona State, Arkansas State, Ball State, Cal, Duke, Louisiana, Louisiana-Monroe, Mississippi State, Navy and UCLA.

■ This is the seventh-consecutive season Texas Tech has utilized multiple starting quarterbacks and the 11th time in the past 15 years. With Strong's start at BYU, Texas Tech has had three different starters under center in five of the past six seasons with the lone exception being the COVID-shortened 2020 campaign. **Patrick Mahomes II** (2015-16) and **Seth Doege** (2011-12) are the only two quarterbacks during that stretch to not miss a start in a season since 2009.

### TEXAS HIGH SCHOOL FOOTBALL ROYALTY

■ The son of a Texas high school coach, **Behren Morton** was the highest-rated quarterback (in the online rankings era) to ever sign with Texas Tech as he was a consensus four-star prospect as part of the 2021 class, ranking sixth nationally among pro-style quarterbacks. Morton grew up in Lubbock for part of his youth as his father, James Morton, was the head football coach at Monterey High School in Lubbock for 11 years. Morton later played for his father at Eastland High School where he totaled more than 8,800 passing yards over three varsity seasons to go along with 84 passing touchdowns to only 15 interceptions. He also rushed for more than 1,200 yards on the ground and found the end zone 24 times via his legs over his prep career.

### GRADING MORTON'S PERFORMANCES

■ **Behren Morton** completed 77.8 percent of his passes against TCU, finishing 28-of-36 overall for 282 yards and a pair of touchdowns. It marked the highest completion percentage of Morton's still young career as he has completed at least 61.0 percent of his passes in all six starts this season.

■ Since the start of the 2010 season, Morton's performance versus TCU ranked as the most-accurate outing for a Red Raider quarterback with at least 35 attempts against a Big 12 opponent since **Jett Duffey** completed 37-of-47 passes (78.7 percent) against Texas late in the 2018 season. It ranked as the fourth-highest completion by a quarterback with 35 passing attempts in Big 12 play since 2010 as well.

■ Morton followed by completing 19-of-25 passes for 176 yards in the win at Kansas, marking the first time a Red Raider has had at least 25 attempts and a 70 percent completion percentage in consecutive games since **Duffey** did so against Baylor and Iowa State early in the 2019 season. Morton followed with 256 passing yards and two touchdowns this past weekend in the win over UCF.

■ Morton is averaging 211.5 passing yards per game over the first 10 starts of his career. That number increases to 238.9 passing yards per game for the eight contests Morton has started and has not had to depart due to injury. He left both the TCU game in 2022 and the loss earlier this season on Oct. 14 to Kansas State due to injury.

■ Morton became the eighth Texas Tech freshman (true or redshirt) at the time to make his first career start at quarterback during the Big 12 era a year ago at Oklahoma State. Among that group, Morton was the sixth quarterback to make his first career start against a Big 12 foe. Texas Tech has now had nine freshmen make their first career start during that span after **Jake Strong** earned the nod at BYU.

■ During the Big 12 era (1996-present), Morton's 379 passing yards against Oklahoma State a year ago were the third-highest total for a Red Raider making his starting debut against a conference opponent. He trailed only the 490 passing yards **Steven Sheffield** compiled versus Kansas State in 2009 and the 415 yards **Davis Webb** totaled against Iowa State in 2013. Webb's outing is the only freshman performance that has topped Morton's numbers from the Oklahoma State game.

### BIG GUYS UP FRONT SHOWING IMPROVEMENT


■ Texas Tech ranks among the best offensive units in the country in not allowing tackles for loss this season as the Red Raiders enter this week ranked tied for 15th in the FBS and tied for eighth among power-five teams after giving up only 4.0 stops behind the line of scrimmage thus far this season. Tech leads the Big 12 overall in the category.

■ The Red Raiders have greatly improved in protecting the quarterback throughout the season as, despite 21 sacks allowed overall, only 11.0 have come during Big 12 play. That total ranks tied for third in the league behind only Oklahoma State (3.0) and West Virginia (3.0).

### BIG 12 LEADERS IN TACKLES FOR LOSS ALLOWED

School	TFLs/Game
1. Texas Tech	4.20
2. TCU	4.36
3. Kansas State	4.46
Kansas	4.46

## ON THIS DATE...



## TEXAS TECH 27, TEXAS 23

Date: Nov. 24, 2017

Location: Lubbock, Texas | Attendance: 100,629

**Recap:** Friday will mark the six-year anniversary of Texas Tech's last win in Austin as the Red Raiders used a memorable fourth quarter comeback to top the Longhorns, 27-23, to become bowl eligible in the final game of the regular season. **Nik Shimonek** came off the bench in the fourth quarter to throw two touchdown passes, including the game winner to **Cameron Batson** - a 16-yard strike - with 2:07 to play. The Red Raiders picked off Texas quarterback **Sam Ehlinger** twice in the fourth quarter with **Justus Parker** turning the tide with a 52-yard interception to set up Batson's touchdown. **Douglas Coleman III** sealed the win with an interception with just over a minute to play in Texas Tech territory.

### TEXAS TECH ALL-TIME ON NOV. 24

Year	Opponent	Result
2018	vs. Baylor	L, 24-35
2017	at Texas	W, 27-23
2012	vs. Baylor (Arlington)	L, 45-52 (OT)
2001	Stephen F. Austin	W, 58-3
1984	Houston	L, 17-24
1979	at #9 Houston	L, 10-14
1973	at Arkansas	W, 24-17
1962	#7 Arkansas	L, 0-34
1956	Houston	L, 7-20
1945	at New Mexico	T, 6-6
1932	Hardin Simmons	L, 12-13

### ALL-TIME RECORD ON NOV. 24

Overall:	4-6-1
at Home:	2-4
On the Road:	2-1-1
Neutral Sites	0-1

## NEXT OPPONENT



Date/Time/TV	TBA
Location	TBA
Series Record	TBA

### NOTES

■ Texas Tech will learn its opponent for its 41st bowl appearance in school history on Dec. 3. The Red Raiders currently rank tied for 21st nationally and third in the Big 12 for all-time bowl appearances. Texas Tech's last two bowl opponents have both come from the Southeastern Conference as the Red Raiders topped Mississippi State in the 2021 AutoZone Liberty Bowl and then Ole Miss a year ago in the TaxAct Texas Bowl.

TEXAS TECH BOWL HISTORY

Texas Tech is looking to make its 40th postseason bowl appearance this season, which ranks among the top-25 programs all-time in bowl games played. The Red Raiders rank tied for third among current Big 12 Conference programs in bowl appearances.

SCHOOL	APPEARANCES
1. Alabama	70
2. Texas	58
Georgia	58
4. USC	56
Oklahoma	56
6. Tennessee	55
7. Nebraska	53
LSU	53
Ohio State	53
10. Penn State	52
11. Michigan	50
12. Florida	49
13. Florida State	47
13. Georgia Tech	46
Auburn	46
16. Arkansas	44
Clemson	44
18. Miami (Fla.)	43
Texas A&M	43
20. Washington	41
21. Texas Tech*	40
Mississippi	40
West Virginia*	40
BYU*	40
25. Notre Dame	39

\* indicates teams with Big 12 membership beginning in 2024

MILESTONE VICTORIES

Texas Tech entered the 2023 season with 590 victories in its 98 complete seasons of football.

NO.	DATE	SCORE	OPPONENT	PLACE
1	Oct. 17, 1925	30-0	Montezuma	Lubbock
50	Sept. 29, 1934	24-7	McMurry	Lubbock
100	Oct. 3, 1941	16-6	Oklahoma A&M	Stillwater
150	Nov. 26, 1949	23-13	Hardin-Simmons	Lubbock
200	Sept. 17, 1960	38-14	West Texas State	Lubbock
250	Oct. 10, 1970	21-7	Texas A&M	College Station
300	Sept. 10, 1977	17-7	Baylor	Waco
350	Nov. 7, 1987	36-35	TCU	Lubbock
400	Dec. 27, 1995	55-41	Air Force	Tucson, Ariz.
450	Aug. 30, 2003	58-10	SMU	Lubbock
500	Nov. 1, 2008	39-33	No. 1 Texas	Lubbock
550	Nov. 14, 2015	59-44	Kansas State	Lubbock

THE BRAND ON TEXASTECH+

The Brand is more than just a saying. It's a lifestyle. See how it played out for Joey McGuire and his program throughout preseason camp through The Brand: Season Two, airing now on TexasTech+, the official digital platform of Texas Tech Athletics. The new platform is available on AppleTV, Roku and any Amazon platform and features behind-the-scenes content from the Red Raiders and every Texas Tech program.



NO ONE IS MORE AGGRESSIVE

- Much has been said about **Joey McGuire's** aggressive approach to fourth downs in his nearly two seasons as Texas Tech leads the FBS with 55 total conversions on 84 fourth-down attempts (65.5 percent). Texas Tech is currently 22-of-34 on fourth downs this season after going 33-of-52 during McGuire's debut season in 2022. Baylor is the only other FBS school to have more fourth-down attempts than Tech as the Bears are 50-of-93 since the start of the 2022 season.
- The Red Raiders currently only trail Boston College (26) for total conversions this season as Texas Tech is second nationally after moving the sticks 22 times on fourth down. Baylor leads the nation with 46 total fourth-down attempts this season followed by USF (43), Temple (37), Arizona State (35), Western Michigan (35), Buffalo (35) and then the Red Raiders with 34.
- Texas Tech currently ranks tied for 24th in the FBS and third in the Big 12 with a .647 conversion percentage. The Red Raiders were third in the Big 12 and 16th nationally with a .635 conversion percentage a year ago.
- Texas Tech has turned fourth down conversions into points in all but three games this season as the Red Raiders are currently plus-45 in the plus/minus scale. The Red Raiders were plus-52 on that scale through 11 games a year ago and plus-55 through 12 games en route to ultimately finishing plus-78 on its fourth-down decisions.
- Texas Tech was 5-for-8 on fourth down attempts at West Virginia, which is tied for the third-most conversions in a FBS game this season and is tied for the most attempts nationally. The Red Raiders' eight attempts versus the Mountaineers matched their most from a year ago as Texas Tech was 6-for-8 on fourth downs in its win over Texas.
- In total, the Red Raiders have gone for it on fourth down at least five times in three different games this season and eight times under McGuire. Texas Tech has converted at least one fourth down in 22 of 24 games under McGuire with the lone exceptions being his debut game versus Murray State in 2022 and then last weekend versus UCF.
- Texas Tech is 12-6 under McGuire when it was tied or leading the plus/minus scale on its fourth-down decisions with five of those losses coming this season. The Red Raiders secured their first win when trailing the plus/minus scale against UCF as Texas Tech was previously 0-5 in those games.

RED RAIDERS ON FOURTH DOWN ATTEMPTS IN 2023

Game	4th Downs	Pts. Gained	Pts. Lost	+/-
Wyoming	2-2	0	0	0
Oregon	1-2	0	3	-3
Tarleton St.	2-2	10	0	+10
West Virginia	5-8	10	3	+7
Houston	1-1	7	0	+7
Baylor	1-2	7	0	+7
Kansas State	3-5	7	0	+7
BYU	3-5	7	0	+7
TCU	2-3	10	7	+3
Kansas	2-2	3	0	+3
UCF	0-2	0	7	-7
Texas	--	--	--	--
2023 Totals	22-34	61	20	+41
2022 Totals	33-52	129	51	+78
2022 thru 11 Games	27-45	103	51	+52
2022 thru 12 Games	28-46	106	51	+55

NEWS AND NOTES ON THE OFFENSE

- Texas Tech had scored first in seven of 11 games this season and 14 of 24 games under **Joey McGuire** but has only done so once over its current three-game winning streak. The Red Raiders are 10-4 overall when scoring first under McGuire.

- Texas Tech has led in time of possession four times this season, all in the last six games at Baylor, BYU and Kansas and against TCU. The Red Raiders are now 9-3 under **Joey McGuire** in those games.
- The Red Raiders led the FBS with 1,155 total plays a year ago after averaging 81.7 offensive plays per game. Texas Tech currently ranks tied for 16th nationally this season and fourth in the Big 12 with 799 offensive plays this season at a rate of 72.6 plays per game.
- Texas Tech moved the sticks in 10 of **Tahj Brooks'** 24 rushes against UCF, which ranked fourth in the FBS for that weekend, trailing individuals from New Mexico (12), Cal (11) and West Virginia (11). Brooks had three first-down carries on Texas Tech's final drive alone when the Red Raiders ran down the final 5:30 on the clock to get into victory formation.
- Texas Tech's 141 career starts among its offensive line entering the 2023 season ranked sixth in the FBS and second in the Big 12, only behind Houston. The Red Raiders also boasted 209 games played among its offensive linemen, a figure that led the Big 12 and ranked 10th in the FBS.
- **Drae McCray** has been on the receiving end of a touchdown pass in two of the past three games with both scores coming at home. McCray got loose for a 44-yard touchdown strike late in the win over TCU and then added a 15-yard touchdown reception to put the Red Raiders on the board versus UCF. His performance against UCF also included a 54-yard kickoff return that ultimately set up his touchdown.
- **Xavier White** surpassed the 2,500 all-purpose yard mark for his career against UCF as he is currently third on the team with 470 receiving yards this season. White has succeeded as both a running back and wide receiver over his Texas Tech career. Now in his final season, White is one of only two Red Raiders since 2000 to record multiple games with at least 100 rushing yards as well as two more 100-yard receiving performances. He joined **Taurean Henderson** on that list. White came close to another 100-yard receiving outing at BYU, finishing with 98 yards through the air on only three catches. The performance included a 72-yard scoring strike midway through the second quarter that marked his first touchdown catch since the West Virginia game in 2022 and the longest reception of his career. White had three catches for 77 yards against UCF to make up for the absence of fellow inside receiver **Myles Price**.
- **Jerand Bradley**, a preseason All-Big 12 pick, ranks second on the team with 36 receptions, 431 receiving yards and four touchdown catches this season. He recorded one of his best performances of the season with four catches for 91 yards at Kansas, which included a 33-yard strike from Behren Morton that set up the game-winning field goal with only three seconds remaining.
- **Myles Price** leads all Red Raiders in career receptions and receiving yards as he has caught 161 passes for 1,751 yards over the previous three-plus seasons. Price, who has totaled at least 500 receiving yards each of the past two seasons, leads the team with five receiving touchdowns this season, which matches his combined career total entering this season. Price snagged his fifth touchdown grab of the season versus TCU via a 25-yard pass over the middle from **Behren Morton**. He is also the team leader with 43 catches and ranks third with 410 receiving yards this season.
- Since returning from a preseason injury, **Coy Eakin** has shown flashes of why he led the country in receiving yards as a senior at Stephenville High School. The redshirt freshman recorded his first 100-yard game of his career against Kansas State after finishing with five catches for 102 yards and then followed with eight receptions for 78 yards in the win over TCU. He is now fourth on the team with 25 catches for 283 yards this season despite missing the first three games due to injury.





THE TONY & JAYLON SHOW

Texas Tech boasts one of the top interior defensive line duos in the country with **Jaylon Hutchings** and **Tony Bradford Jr.**, who have combined to make 93 starts between the two with 332 tackles, 55.0 tackles for loss and 25.0 sacks. Hutchings has made 57-consecutive starts entering this weekend, which is the second-longest active streak in the FBS only behind Troy defensive back Dell Pettus (58).

Hutchings is on pace for potentially the best season of his career as he owns 7.5 tackles for loss, which is already the most in his career. Hutchings recorded 50 tackles on his own a year ago which led all down-linemen, to go along with 5.5 tackles for loss and 1.5 sacks.

INSIDE THE NUMBERS WITH TONY & JAYLON

Name	GP	GS	TKLS	TFL	Sacks
Tony Bradford Jr.	53	36	139	29.0	14.0
Jaylon Hutchings	62	57	193	26.0	11.0
Totals	115	93	332	55.0	25.0

DEFENSIVE NOTEBOOK

ADD "RB" TO HIS NAME

■ Not many defensive linemen in college football have a carry on their career stat sheet, let alone three. **Jaylon Hutchings** can proudly boast he might be the rare exception, however, as he was used on two offensive snaps during the regular-season finale against Oklahoma a year ago. On the first play, he was targeted on a pass attempt that was out of his reach, but on the very next play, Hutchings rushed the ball for a 1-yard touchdown. He also totaled nine yards on the ground in 2019 as part of two fake punt attempts. Hutchings, a former running back despite his size at Forney High School, was included prior to each of the last two seasons on the annual "Freaks List" column by Bruce Feldman of *The Athletic*.

THE MAYOR

■ Now in his fifth year in Lubbock, **Tony Bradford Jr.** has earned a new nickname by head coach **Joey McGuire**: "The Mayor." The nickname is a result of Bradford's consistent presence in the West Texas community, a distinction that earned him national recognition last season as part of the Allstate AFCA Good Works Team. Bradford became the fourth Red Raider student-athlete all-time to be recognized on the Good Works Team.

■ Bradford is the driving force behind a Texas Tech football program that has committed more than 3,500 hours of community service in the past three years alone, contributing to visits to local elementary and junior high schools, the Ronald McDonald House, the Texas Boys Ranch, South Plains Food Bank, Habitat for Humanity, Burgers and Badges and area children's homes.

■ In addition to his role in the community, Bradford has taken steps to advance his future career in law enforcement by serving as a security guard with the Texas Tech Police Department. Bradford, who lists becoming a police chief as his goal after football, has worked with the police department each of the past four springs to gain valuable knowledge of the profession. During the spring, Bradford will often go from a morning work-out, to a class to potentially riding along with a member of the Texas Tech police department to protect his peers on campus.

■ Bradford was named the "honorary mayor" of Lubbock by the actual city of Lubbock Mayor Tray Payne on Dec. 28, 2022, prior to the Red Raiders' victory over Ole Miss in the Texas Bowl. Bradford has since visited City Hall this past offseason in addition to being a regular at community events involving law enforcement agencies.

HOW ABOUT THE RABBIT?

■ **Dadrión Taylor-Demerson** has stepped up in big moments during the month of November with two second-half interceptions against TCU and another in the win at Kansas. He now has four interceptions this season and 10 for his career.

■ TCU marked the first multi-interception game of Taylor-Demerson's career as Texas Tech turned his first interception into a touchdown just before the end of the third quarter and then sealed the win with his final interception on TCU's final drive. The Red Raiders followed with a field goal after his interception at Kansas.

■ Taylor-Demerson has recorded at least three interceptions now in each of the past three seasons, giving him 10 for his career. He matched **Kevin Curtis** for 10th all-time in Texas Tech career history with his interception at Kansas.

■ Taylor-Demerson leads the secondary and ranks on the team with 35 starts over his career and currently ranks second on the team with 62 total tackles despite missing the majority of the wins over both Houston and UCF.

TEXAS TECH CAREER INTERCEPTION LEADERS

Name (Years)	INTs
8. Ryan Aycok (2000-03)	11
Douglas Coleman III (2016-19)	11
10. Kevin Curtis (1998-01)	10
Dadrión Taylor-Demerson (2019-present)	10

ROBERTS EMERGES AT LINEBACKER

■ **Ben Roberts** has emerged as Texas Tech's top tackler this season as he leads the team with 87 stops, ranking fourth in the Big 12 for tackles per game (7.9) as only a freshman.

■ Among freshmen nationally, Roberts ranks third in the FBS for both total tackles (81) and fourth for total tackles per game (7.9). He leads all Big 12 freshmen in both categories as well as all freshmen linebackers nationally.

■ Roberts is on pace to become only the second Red Raider freshman to lead the team in tackles during the Big 12 era, joining current Seattle Seahawks linebacker **Jordyn Brooks**, who had a team-leading 86 stops in 2016. His 87 tackles this season currently rank tied for third with **Dakota Allen** (2015) for the most among Texas Tech freshmen since 1980, trailing only the likes of **Donald Harris**' 104 in 1987 and **Brock Stratton**'s 95 in 2003.

FBS FRESHMEN LEADERS IN TOTAL TACKLES

Name (School)	Pos.	Tackles
1. Dillon Thieneman (Purdue)	DB	98
2. Caleb Downs (Alabama)	DB	90
3. Ben Roberts (Texas Tech)	LB	87

DEFENSIVE STAT NOTABLES

CAREER 10+ TACKLE GAMES

Jesiah Pierre (2)

Date	Tackles	Opponent
Sept. 2, 2023	14	Wyoming
Sept. 23, 2023	12	West Virginia

Dadrión Taylor-Demerson (1)

Date	Tackles	Opponent
Sept. 9, 2023	12	Oregon

Ben Roberts (5)

Date	Tackles	Opponent
Sept. 9, 2023	12	Oregon
Sept. 23, 2023	11	West Virginia
Sept. 30, 2023	10	Houston
Oct. 14, 2023	11	Kansas State
Oct. 21, 2023	10	BYU

Tyler Owens (1)

Date	Tackles	Opponent
Sept. 30, 2023	10	Houston

C.J. Baskerville (1)

Date	Tackles	Opponent
Nov. 11, 2023	11	Kansas

Jacob Rodriguez (1)

Date	Tackles	Opponent
Nov. 18, 2023	12	UCF

GAME-BY-GAME TACKLE LEADERS

Opponent	Tackles	Player
Wyoming	14	Jesiah Pierre
Oregon	12	Taylor-Demerson/Roberts
Tarleton State	6	C.J. Baskerville/Ty Kana
West Virginia	12	Jesiah Pierre
Houston	10	Owens/Roberts
Baylor	7	Ben Roberts
Kansas State	11	Ben Roberts
BYU	10	Ben Roberts
TCU	9	C.J. Baskerville
Kansas	11	C.J. Baskerville
UCF	12	Jacob Rodriguez
Texas		

FUTURE NON-CON SCHEDULES



2024	Abilene Christian, at Oregon, North Texas
2025	Arkansas-Pine Bluff, Colorado State, Oregon State
2026	Abilene Christian, at Oregon State, Colorado State
2027	Arkansas-Pine Bluff, at North Texas, N.C. State
2028	Missouri State, at Mississippi State, Wyoming
2029	Mississippi State, at Fresno State
2030	Fresno State, Arkansas
2031	at Arkansas
2032	Fresno State, at UTEP



## RED RAIDERS IN THE NFL



- There isn't a bigger star in the NFL currently than Texas Tech's own **Patrick Mahomes II**. The Red Raider gunslinger has transformed the NFL in only six professional seasons, claiming NFL MVP honors in both 2018 and 2022 before leading the Kansas City Chiefs to two Super Bowl titles in three appearances, winning the Lombardi Trophy in 2020 and 2022.
- With his first Super Bowl win over the San Francisco 49ers, Mahomes became the youngest player in history to be named NFL MVP and also win a Super Bowl. Mahomes, who at only 24 years of age, was tabbed Super Bowl MVP after leading the Chiefs to their second Super Bowl title in history and their first since 1970.
- In July 2020, Mahomes signed the richest contract in NFL history as he and the Chiefs agreed on a 10-year extension worth up to \$503 million. It marked the second time in school history where a Red Raider has signed the richest NFL contract as Ring of Honor member **Donny Anderson** previously did so with the Green Bay Packers upon being drafted in 1965.
- While maybe known for its offense in recent years, Texas Tech has had two first round draft picks from its defense in current Seattle Seahawks linebacker Jordyn Brooks and Las Vegas Raiders edge end Tyree Wilson. Wilson became the highest-drafted Red Raider in program history this past April after being selected seventh overall. Brooks, meanwhile, has led the Seahawks in tackles each of the past two seasons.

## 2023 RED RAIDERS IN THE NFL

NAME (YEARS AT TECH)	NFL TEAM
Jack Anderson, OL (2017-20)	Indianapolis Colts
Jordyn Brooks, LB (2016-19)	Seattle Seahawks
Le'Raven Clark, OL (2012-15)	Philadelphia Eagles
Cody Davis, DB (2009-12)	New England Patriots
Dawson Deaton, OL (2018-21)	Cleveland Browns
Sam Eguavoen, LB (2011-14)	New York Jets
Erik Ezukanma, WR (2019-21)	Miami Dolphins
Jakeem Grant Sr., WR (2012-15)	Cleveland Browns
Kerry Hyder, DL (2009-13)	Houston Texans
Patrick Mahomes II, QB (2014-16)	Kansas City Chiefs
Zech McPhearson, DB (2019-20)	Philadelphia Eagles
Terence Steele, OL (2016-19)	Dallas Cowboys
Broderick Washington Jr., DL (2016-19)	Baltimore Ravens
Tyree Wilson, DL (2020-22)	Las Vegas Raiders

## TECH IN MIDST OF BEST SEASON SINCE 2009

- Texas Tech is allowing 24.3 points per game through the first 11 contests, which is on pace to be the lowest since 2009 when the Red Raiders gave up only 22.6 points per game. The strong start continues its improvements under second-year coordinator **Tim DeRuyter**, who helped guide the Red Raiders to only allowing 29.2 points per game in 2022, their lowest average in more than a decade. Texas Tech has not allowed less than 30 points per game in consecutive seasons since the 2008-09 campaigns.
- Big 12 opponents are averaging only 10.6 points per game in the second half this season. Texas Tech has given up single-digits for points in four of eight contests, including most recently this past weekend against UCF.
- In total, the Red Raiders are only giving up 23.9 points per game during Big 12 play, a drastic improvement on previous seasons as Texas Tech has not allowed less than 30.0 points per game to league foes since posting a 22.6 average in 2009, Texas Tech enters this week ranked fourth in the Big 12 for scoring defense in league play and will face the conference leader in Texas, which is giving up 19.5 points thus far.

## TOP TEXAS TECH SCORING DEFENSE SINCE 2000

	Year	Overall	Big 12 Play
1.	2000	19.8	35.5
2.	2001	23.8	26.9
3.	2005	18.8	22.8
4.	2009	22.6	22.6
	2023	24.3	23.9

## OLB ROOM A SPECIALTY OF DERUYTER

- After losing a top-10 draft pick in **Tyree Wilson**, Texas Tech has relied on the tandem of **Myles Cole** and **Steve Linton** to pair on the outside of interior defensive linemen **Tony Bradford Jr.** and **Jaylon Hutchings**. Cole resembles Wilson in size, measuring 6-6, 285 pounds with a wingspan of 86 inches, which is slightly longer than Wilson's impressive numbers from the NFL Combine (35 5/8-inch arm measurement). Cole can also bend and move around tackles as the Texas Tech strength staff clocked him with a max speed of 20.3 mph this past summer. He is second on the team with 6.5 tackles for loss so far this season.
- Wilson, who was selected seventh overall by the Las Vegas Raiders, became the third rush-end type player to be selected within the first 10 picks of the NFL Draft during defensive coordinator **Tim DeRuyter's** career. DeRuyter has coached 17 NFL Draft selections during his career now, which includes a pair of other defensive ends/edge linebackers like Wilson who were selected in the first round such as **Kayvon Thibodeaux** at Oregon and **Von Miller** at Texas A&M.

## MAJOR SIZE IN THE SECONDARY

- It's really hard not to like the size Texas Tech has in the secondary this season in 6-3 corners **Malik Dunlap** and **Rayshad Williams** as well as two rangy safeties in **C.J. Baskerville** and **Tyler Owens**. Baskerville also measures at 6-3 in height, while Owens is 6-2, giving Texas Tech what has to be one of the tallest secondaries in college football.
- Dunlap ranks second on the team with three interceptions this season as he picked off two passes versus Tarleton State, returning the first 52 yards for Texas Tech's opening touchdown, and added another at West Virginia. Dunlap became the first Red Raider, at the time, to intercept two passes in a game since **Douglas Coleman III** at Arizona in 2019. He was the first Red Raider, at the time, to combine for three interceptions over a two-game span since Coleman had the same total versus Oklahoma State and Baylor in 2019. **Dadrian Taylor-Demerson** matched that versus TCU and Kansas.

- Owens ranked 29th on the annual Freaks List compiled by *The Athletic's* Bruce Feldman due to his overall athleticism with a vertical jump over 40 inches and a clocked running speed at more than 23 miles per hour in a game. Owens moved to the Star position against TCU where he made his first-career solo tackle for loss. He's made 35 tackles this season to go along with two pass breakups.
- **Bralyn Lux** has been the biggest addition to the secondary this season as the Fresno State transfer leads the team with seven pass breakups. He easily snapped his season high for tackles against TCU with seven stops and then matched his career high with two key tackles for loss at Kansas.
- Owens' move to the Star position pushed Baskerville to boundary safety where he matched his career high with nine tackles against TCU and then snapped it with 11 stops at Kansas. He recorded his first interception as a Red Raider versus UCF to go along with seven stops and a pass breakup. After two seasons at San Diego State, Baskerville is already in the midst of his best collegiate season as he has 64 tackles in nine games, including 3.5 for a loss. He has already surpassed his career high for tackles in a season, which came in 2021 while with the Aztecs. His 3.5 tackles for loss are one more than his combined career total with the Aztecs.

## NEWS AND NOTES ON THE DEFENSE

- Texas Tech has eliminated explosive running plays this season with only six attempts going at least 20 yards. The Red Raiders are one of eight schools nationally and one of only two Big 12 programs (Iowa State) to allow six or less rushing attempts of 20 or more yards this season.
- Texas Tech's red-zone stats can be deceiving again this season as opponents have put up points in 37-of-44 appearances inside the 20-yard line. In 12 of those occurrences, though, the result has been a field goal, which ranks tied for 16th nationally and second in the Big 12. Opponents are only 5-of-8 in red zone appearances the past two weeks, dropping the Red Raiders from 90.6 to 85.0 in red zone defense during the span.
- Case in point: Kansas had drives of 93, 71 and 77 yards that only resulted in six combined points for the Jayhawks. Kansas was stuffed by **Bralyn Lux** for a five-yard loss on a fourth-down play near the end of the first half and walked away with a game-tying field goal on its final drive of the game.
- The duo of **Tony Bradford Jr.** and **Jaylon Hutchings** was once again pivotal to the Red Raiders' success as Bradford recorded a career-high 1.5 sacks, while Hutchings notched a career-high with eight tackles in his 61st career outing, including his sixth all-time versus Kansas.
- Bradford's performance at Kansas followed easily his best showing of the season with seven stops against TCU. It marked his most tackles in a game since he set a career-high with eight stops at Iowa State midway through the 2020 season.
- The Red Raiders limited TCU to only 87 rushing yards in the win, marking the fifth time under **Joey McGuire** and **Tim DeRuyter** where an opponent has been held to less than 100 rushing yards. Texas Tech is a perfect 5-0 in those games during their respective tenures.
- Baylor previously totaled only 17 rushing yards on 30 attempts, which marked the second-fewest rushing yards by a Big 12 opponent all-time for the Red Raiders and their fewest since limiting Kansas to only 11 yards on the ground in 1997.
- **Jacob Rodriguez** returned to the field against TCU and set a career-high with 12 tackles in the win over UCF. In the three games since his return, he has totaled 22 tackles after missing the previous seven games with a leg injury suffered in the season opener at Wyoming.

## AMONG THE BEST PUNTERS IN HISTORY

Already a fixture in the Big 12 and Texas Tech record books, **Austin McNamara** is on pace to wrap his Red Raider career by placing his name among the all-time NCAA FBS leaders for punting. McNamara's current 46.09 career punting average ranks sixth all-time in FBS history among punters with 150-249 career attempts. His average would snap the FBS record for punters with at least 250 career attempts. McNamara needs 18 more punts to qualify for that list. McNamara currently ranks sixth in the FBS after averaging 47.6 yards per punt this season.

### NCAA PUNTING AVERAGE ALL-TIME LEADERS (150-249 CAREER PUNTS)

1. Ryan Stonehouse (Colorado State, 2017-21)	47.77
...	
5. Drew Kaser (Texas A&M, 2011-15)	46.20
6. Austin McNamara (Texas Tech, 2019-present)	46.10
7. Bryce Baringer (Michigan State, 2018-22)	46.00
8. Max Duffy (Kentucky, 2018-20)	45.96
9. Trevor Daniel (Tennessee, 2015-17)	45.93

## SPECIAL TEAMS NOTEBOOK

### THE RAY GUY SEMIFINALIST

- An all-around punter who can punt for distance and accuracy, McNamara is the only FBS punter to rank in the top 10 for punting average nationally, to have his team rank in the top 10 for net punting average and also rank in the top 10 in *Pro Football Focus*'s hang time average.
- McNamara currently ranks sixth in the FBS and second in the Big 12 Conference with a 47.5 yards per punt average. It is currently the second-highest average of McNamara's illustrious career and is on pace to rank second in both the Texas Tech and Big 12 single-season record books. McNamara already owns both records with a 48.2 punting average as a junior in 2021.
- Texas Tech currently ranks third in the FBS and leads the Big 12 with a 43.8 net punting average this season. This could potentially be the third time in McNamara's career that the Red Raiders have ranked inside the top 10 nationally for net punting (6th in 2021, 4th in 2019).
- Of the punters already named a semifinalist for the Ray Guy Award, McNamara ranks second for allowing the fewest punt returns so far this season. Outside one punt that was returned for 20 yards, opponents are averaging only 2.0 yards per return over the other seven returns this season. Overall, the Red Raiders rank tied for 24th nationally for fewest punt returns allowed.
- Of his 19 punts downed inside the 20 this season, 15 of those have resulted in opposing drives starting at the 12-yard line or deeper.
- Among his counterparts on the Ray Guy Award watch list, McNamara currently ranks second for percentage of total punts being downed inside the 20-yard line. McNamara, who has downed 45.2 percent of his punts inside the 20, trails only Florida State's Alex Mastromanno (47.8 percent).
- According to *Pro Football Focus*, McNamara currently ranks fourth in the FBS for punt hang time among those with at least 10 attempts this season as he's averaging 4.28 seconds. That average moves into second nationally among punters with at least 35 attempts on the year. McNamara is one of only two punters currently on the Ray Guy Award semifinalists list to rank in the top 10 for PFF's hang-time average.
- Prior to the UCF win, *Pro Football Focus* ranked McNamara second in the FBS among punters with an overall grade of 90.0 for the season, which is only 1.6 from first place. Updated grades are not available yet.
- Keep in mind McNamara plays for one of the most-aggressive head coaches in college football when it pertains to fourth downs. Under Joey McGuire, Texas Tech ranks second



in the FBS with 86 fourth-down attempts since the start of the 2022 season alone. The Red Raiders are eighth in the FBS for fourth-down attempts this season with 34 through 11 games.

### MORE RECORD BOOK TALK...

- McNamara could potentially match an NCAA FBS record over the final two games of the season as he will need to punt at least four times for a 40.0-yard average in each of the final two contests to match the NCAA record for most career games with a 40.0 average (minimum of four punts each game). McNamara, who has done so 35 times now in his career, is looking to match the FBS record of 37 career games that was set by Shane Lechler of Texas A&M from 1996-99 and Ryan Plackemeier of Wake Forest from 2002-05.
- McNamara is already a fixture as one of the top punters in history as he is the Texas Tech and Big 12 record holder for single-season punting average (48.2 in 2021) and longest punt (87). Following the 2022 campaign, McNamara had four of the top eight single-season averages in program history.
- McNamara booted 42 punts for 2,023 yards in 2021 to smash the previous Texas Tech single-season record of 46.8 that was set by **Mark Bounds** in 1991.
- The Arizona native will look to cement his name as the top punter in conference history as he is on pace to snap the Big 12 career record of 45.9 yards per punt that was set by Oklahoma State's Quinn Sharp from 2009-12. McNamara, who is averaging 46.1 yards per punt, himself, over the last four-plus seasons, is also on pace to easily shatter the Texas Tech career record of 43.7 yards an attempt that was set by **Taylor Symmank** following the 2015 campaign.
- By bombing eight punts of at least 50 yards in a single game, McNamara set a new single-game FBS record on Nov. 20, 2021 against Oklahoma State. The performance broke the previous FBS record of seven that was set by Colorado's Mark Mariscal in a 2002 home game against Southern California.
- McNamara set social media on fire in 2020 with his booming 87-yard punt against West Virginia, which marked the longest by an FBS kicker since 2017 and the longest in Texas Tech and Big 12 history. McNamara broke the Texas Tech single-game record for the longest punt which was previously set by **R.W. Moyers** in 1945 against West Texas State.

### MCNAMARA vs. RAY GUY WINNERS

- In its 23 years of existence, the Ray Guy Award has never presented its trophy to a winner who did not average at least 44.0 yards per punt that season. McNamara has compiled at least a 44.3 average in all five seasons as a Red Raider and is averaging 46.1 yards per attempt over his career, which is higher than seven previous winner's single-season total.

## THE MCNAMARA RECORD BOOK

### TEXAS TECH SINGLE-GAME LONGEST PUNTS

1. Austin McNamara vs. West Virginia (2020)	87
2. R.W. Moyers vs. West Texas State (1945)	85
3. David Kuykendall vs. Arkansas (1975)	79
4. Buddy Hill vs. Tulsa (1954)	78
Ken Vinyard vs. Kansas (1966)	78
Johnny Odom vs. Boston College (1971)	78
Mark Bounds vs. Texas (1991)	78
8. Robert King vs. Rice (1992)	77
Robert King vs. Texas A&M (1993)	77
10. Johnny Odom vs. SMU (1970)	76
11. Johnny Odom vs. Texas (1970)	75
Maury Buford vs. Texas A&M (1978)	75
Robert King vs. Wyoming (1992)	75

### TEXAS TECH SINGLE-SEASON AVERAGE LEADERS

1. Austin McNamara (2021)	48.2
- Austin McNamara (2023)	47.5
2. Mark Bounds (1991)	46.8
3. Austin McNamara (2020)	46.3
4. Taylor Symmank (2015)	46.0
5. Alex Reyes (2006)	45.2
6. Austin McNamara (2019)	45.0
7. Maury Buford (1981)	44.8
8. Austin McNamara (2022)	44.3
9. Maury Buford (1978)	44.1
10. Ryan Erxleben (2013)	43.0
Alex Reyes (2003)	43.0

### TEXAS TECH CAREER AVERAGE LEADERS

- Austin McNamara (2019-Present)	46.1
1. Taylor Symmank (2012-15)	43.7
2. Alex Reyes (2003-06)	43.3
3. Maury Buford (1978-81)	43.2
4. Robert King (1992-93)	42.6
5. Ryan Erxleben (2009, 2011-13)	41.9

### BIG 12 CONFERENCE SINGLE-GAME LONGEST PUNTS

1. Austin McNamara vs. West Virginia (2020)	87
2. Michael Turk (OU) vs. Texas (2021)	85
Tress Way (OU) vs. Utah State (2010)	85
4. Sam Koch (Neb) vs. Pittsburgh (2005)	84
5. Curtis Ansel (KU) vs. Baylor (2002)	83

### BIG 12 CAREER AVERAGE LEADERS (min. 100 punts, 2 seasons)

1. Austin McNamara (2019-Present)	46.1
2. Quinn Sharp (Oklahoma State, 2009-12)	45.9
3. Michael Dickson (Texas, 2015-17)	45.3
4. Daniel Sepulveda (Baylor, 2003-06)	45.2
5. John Torp (Colorado, 2002-05)	44.9
6. Shane Lechler (Texas A&M, 1996-99)	44.7
7. Justin Brantly (Texas A&M, 2005-08)	44.4
8. Trevor Pardula (Kansas, 2013-14)	44.0
Tress Way (Oklahoma, 2009-12)	44.0
10. Nick O'Toole (West Virginia, 2013-15)	43.9

### BIG 12 SINGLE-SEASON AVERAGE LEADERS (min. 40 punts)

1. Austin McNamara (2021)	48.2
- Austin McNamara (2023)	47.5
2. Mark Mariscal (Colorado, 2002)	47.6
3. Michael Dickson (Texas, 2017)	47.4
Michael Dickson (Texas, 2016)	47.4
5. Shane Lechler (Texas A&M, 1997)	46.9
6. Cameron Dicker (Texas, 2021)	46.7

## THE GAME IS NEVER OVER HERE

The victory over UCF in the home finale marked the 26th time since 2000 that the Red Raiders overcame a double-digit deficit to win. Below is a listing of Texas Tech's come-from-behind wins during that span:

DATE	OPPONENT	DEFICIT	RESULT
Dec. 29, 2006	vs. Minnesota*	31	W, 44-41 (OT)
Sept. 25, 2004	Kansas	25	W, 31-30
Sept. 18, 2004	TCU	21	W, 70-35
Oct. 1, 2011	at Kansas	20	W, 45-34
Nov. 26, 2022	Oklahoma	18	W, 51-48 (OT)
Oct. 5, 2002	at #23 Texas A&M	18	W, 48-47 (OT)
Nov. 18, 2006	Oklahoma State	17	W, 30-24
Nov. 18, 2023	UCF	14	W, 24-23
Sept. 24, 2022	#22 Texas	14	W, 37-34 (OT)
Sept. 4, 2021	vs. Houston	14	W, 38-21
Nov. 14, 2020	Baylor	14	W, 24-23
Sept. 24, 2011	Nevada	14	W, 35-34
Nov. 6, 2010	at #14 Missouri	14	W, 27-17
Nov. 29, 2008	Baylor	14	W, 35-28
Jan. 1, 2008	vs. Virginia	14	W, 31-28
Sept. 8, 2007	UTEP	14	W, 45-31
Nov. 1, 2003	Colorado	14	W, 26-21
Nov. 16, 2002	#3 Texas	14	W, 42-38
Oct. 19, 2013	at West Virginia	11	W, 37-27
Nov. 24, 2017	at Texas	10	W, 27-23
Nov. 22, 2014	at Iowa State	10	W, 34-31
Oct. 5, 2013	at Kansas	10	W, 54-16
Oct. 20, 2012	at #21 TCU	10	W, 56-56 (3OT)
Sept. 3, 2011	Texas State	10	W, 50-10
Oct. 23, 2010	at Colorado	10	W, 27-24
Nov. 21, 2009	vs. Baylor	10	W, 20-13

\* indicates largest come-from-behind win in FBS bowl history.

## ALL-TIME OVERTIME GAMES

Texas Tech is 9-8 all-time in overtime games since the NCAA began allowing games to go past regulation in 1996. Below is a listing of Texas Tech's all-time results in overtime:

DATE	OPPONENT	RESULT
Sept. 2, 2023	at Wyoming	L, 33-35 (2OT)
Nov. 26, 2022	Oklahoma	W, 51-48 (OT)
Sept. 24, 2022	#22 Texas	W, 37-34 (OT)
Sept. 10, 2022	#25 Houston	W, 33-30 (2OT)
Sept. 26, 2020	#8 Texas	L, 56-63 (OT)
Oct. 12, 2019	at #22 Baylor	L, 30-33 (2OT)
Nov. 4, 2017	Kansas State	L, 35-42 (OT)
Oct. 29, 2016	at TCU	W, 27-24 (2OT)
Nov. 24, 2012	vs. Baylor	L, 45-52 (OT)
Nov. 10, 2012	Kansas	W, 41-34 (2OT)
Oct. 20, 2012	at #21 TCU	W, 56-53 (3OT)
Oct. 11, 2008	Nebraska	W, 37-31 (OT)
Dec. 29, 2006	vs. Minnesota	W, 44-41 (OT)
Sept. 9, 2006	at UTEP	W, 38-35 (OT)
Nov. 13, 2004	at #22 Texas A&M	L, 25-32 (OT)
Oct. 5, 2002	at #23 Texas A&M	W, 48-47 (OT)
Sept. 21, 2002	#16 N.C. State	L, 48-51 (OT)
Oct. 6, 2001	Kansas	L, 31-34 (2OT)

■ McNamara's current 47.5 yards per punt average places him squarely in contention for the Ray Guy Award as it is higher than 12 previous winners. McNamara previously averaged a school and Big 12 record 48.2 yards per punt as a junior in 2021, which would rank third all-time among previous Ray Guy Award winners.

■ According to the NCAA FBS record book, McNamara's current career average of 46.09 yards per punt is higher than all 20 previous winners of the Ray Guy Award. Max Duffy, the 2019 winner of the award, totaled a 45.96 average over his three seasons at Kentucky to rank just behind McNamara.

### MCNAMARA COMPARED TO PREVIOUS RAY GUY WINNERS

Name (Year)	School	Avg.	LG	50+	I20
<b>Austin McNamara (Career)</b>	<b>Texas Tech</b>	<b>46.1</b>	<b>87</b>	<b>80</b>	<b>78</b>
<b>Austin McNamara (2023)</b>	<b>Texas Tech</b>	<b>47.5</b>	<b>59</b>	<b>19</b>	<b>19</b>
Adam Korsak (2022)	Rutgers	44.0	77	14	32
Matt Araiza (2021)	SDSU	51.2	86	39	37
Pressley Harvin III (2020)	Georgia Tech	48.0	70	22	18
Max Duffy (2019)	Kentucky	48.1	70	22	24
Braden Mann (2018)	Texas A&M	51.0	82	28	19
Michael Dixon (2017)	Texas	47.4	76	36	42
Mitch Wishnowsky (2016)	Utah	47.7	66	30	34
Tom Hackett (2015)	Utah	48.0	76	23	28
Tom Hackett (2014)	Utah	46.7	70	25	36
Tom Hornsey (2013)	Memphis	45.2	79	18	29
Ryan Allen (2012)	LA Tech	48.0	85	21	20
Ryan Allen (2011)	LA Tech	46.1	72	29	39
Chas Henry (2010)	Florida	45.1	75	16	18
Drew Butler (2009)	Georgia	48.1	75	--	19
Matt Fodge (2008)	Oklahoma St.	44.1	71	6	17
Durant Brooks (2007)	Georgia Tech	45.1	77	21	33
Daniel Sepulveda (2006)	Baylor	46.5	78	25	26
Ryan Plackemeier (2005)	Wake Forest	47.2	82	--	20
Daniel Sepulveda (2004)	Baylor	46.0	69	24	--
B.J. Sander (2003)	Ohio State	43.3	68	--	16
Mark Mariscal (2002)	Colorado	48.2	68	29	16
Travis Dorsch (2001)	Purdue	48.1	79	--	--
Kevin Stemke (2000)	Wisconsin	44.5	72	--	22

### GARCIA DRILLS GAME-WINNER AT KU

■ Gino Garcia connected on possibly his most-memorable field goal to date against Kansas as he was called on for the game-winner from 30 yards out with only three seconds remaining. It was the third successful field goal of the afternoon for Garcia and his first to win a game in his career as he also connected from 32 and 31 yards out in the win.

■ Garcia is now 14-for-19 on field goal attempts this season as he has made 12 of his last 13 tries entering this weekend following a successful 51-yard attempt versus UCF. He is a perfect 9-9 from inside 39 yards out with a long of 55 yards set just two weeks ago against TCU.

■ His 55-yarder versus TCU marked the longest of his Tech career and matched the third-longest successful attempt by a

Red Raider in history. He joined **Jonathan Garibay (2021)** and **Jaret Greaser (1996)** as the only Red Raiders in the Big 12 era to connect from 55 yards or longer in a game. He previously was good from 54 yards out in the season opener at Wyoming.

■ For his career, Garcia is 46-for-65 on field goal attempts as he has connected from 48 yards or longer nine times now, including a career-long 59-yarder at Houston Baptist in 2021.

### NEWS & NOTES ON SPECIAL TEAMS

■ In addition to Garcia, Texas Tech tabbed **Reese Burkhardt** to handle kickoff duties. Burkhardt, known for a strong leg, has sailed 40 of his 62 kickoff attempts for touchbacks thus far this season (64.5 percent). When opponents do decide to return a kick, Texas Tech is only surrendering 17.2 yards a return, which ranks 30th nationally and ranks second in the Big 12.

■ Texas Tech has blocked seven kicks now under head coach **Joey McGuire** and special teams coordinator **Kenny Perry** following **E'Maurion Banks** tipped extra point to seal Texas Tech's win over UCF. Four of those blocks came in 2022 as the Red Raiders ranked tied for 10th in the FBS. The four blocks matched the most in a season for the Red Raiders during the Big 12 era with the 2000 and 2020 squads, respectively.

■ Perry's special teams units have ranked among the nation's best this season as the Red Raiders rank third in the FBS for punt return average (21.00), third for net punting (43.81), seventh for blocked kicks (3), eighth for kickoff return average (25.7), and 30th for kickoff return defense (17.2).

■ As part of its successful team rankings, Texas Tech boasts two of the nation's top returners in **Drae McCray**, who leads the Big 12 and is sixth in the FBS for kickoff return average (28.2), as well as **Myles Price**, who is averaging 21.8 yards per punt return. That average would rank second nationally if Price met the NCAA minimum of 1.2 punt returns per game. He currently averages exactly 0.9 punt returns per contest. McCray set up his own touchdown versus UCF with a 54-yard return that was his fifth of 30 or more yards this season.

■ Price has returned five of his nine punts at least 20 yards this season, which ranks tied for fourth in the FBS. McCray, meanwhile, has four kick returns of at least 30 yards, which ranks tied for seventh nationally.

### THE CASE FOR "KP"

■ **Kenny Perry** has made an argument for one of the top performances by an assistant coach in the country thus far this season as he boasts one of the nation's top punters in **Austin McNamara** as well as four units that rank in the top 30 nationally in statistical categories. That's not even including his work as Texas Tech's running backs coach where **Tahj Brooks** is off to an impressive start, ranking fifth in the FBS in rushing yards per game entering this week.

### MCNAMARA vs. RAY GUY AWARD SEMIFINALISTS

Name	Year	School	Att.	Yards	Avg.	Long	TB	FC	50+	I20	HT (PFF Rank)	Career Avg.
James Ferguson-Reynolds	So.	Boise State	40	1,987	49.7	71	6	4	21	18	3.51 (T-134th)	44.8
Matt Hayball	Sr.	Vanderbilt	50	2,410	48.2	71	3	14	20	20	3.96 (T-41st)	45.3
James Burnip	Jr.	Alabama	38	1,825	48.0	67	6	11	16	14	4.41 (1st)	42.8
<b>Austin McNamara</b>	<b>Sr.</b>	<b>Texas Tech</b>	<b>40</b>	<b>1,902</b>	<b>47.6</b>	<b>59</b>	<b>6</b>	<b>20</b>	<b>18</b>	<b>17</b>	<b>4.27 (4th)</b>	<b>46.1</b>
Tory Taylor	Sr.	Iowa	63	2,996	47.6	62	3	21	24	24	3.99 (T-34th)	45.9
Alex Mastromanno	Jr.	Florida State	42	1,974	47.0	59	3	22	17	20	4.05 (T-20th)	43.8
Alec Bevelhimer	Jr.	Miami (Ohio)	37	1,727	46.7	64	4	8	16	15	3.58 (130th)	46.9
Porter Wilson	Sr.	Duke	43	2,005	46.6	70	4	18	18	16	4.05 (T-20st)	44.3
Jack Browning	Sr.	San Diego St.	50	2,283	45.7	66	4	21	14	21	4.12 (T-12th)	45.9
Jack Bouwmeester	So.	Utah	45	2,054	45.6	64	3	23	15	20	4.07 (T-17th)	42.6

**Note:** HT stands for "Hang Time." The PFF ranking associated what that time is among punters with at least 10 attempts.



INDIVIDUAL HONORS

TONY BRADFORD JR. (DL)

Wuerffel Trophy Watch List  
2022 Allstate AFCA Good Works Team Member  
Jason Witten Collegiate Man of the Year Semifinalist (Oct. 18)

JERAND BRADLEY (WR)

All Big 12 Preseason Team (Media)  
Biletnikoff Award Watch List  
Earl Campbell Tyler Rose Award Watch List

TAHJ BROOKS (RB)

Doak Walker Award Watch List  
Earl Campbell Tyler Rose Award Watch List  
Reese's Senior Bowl Watch List  
Doak Walker Award Running Back of the Week Honorable Mention (Oct. 10)  
Dave Campbell Mid-Season All-Texas College Football Team (Oct. 13)  
Doak Walker Award Semifinalist (Nov. 21)

MYLES COLE (OLB)

Reese's Senior Bowl Watch List  
East-West Shrine Bowl Game Invitee (Nov. 7)

BAYLOR CUPP (TE)

Reese's Senior Bowl Watch List  
Earl Campbell Award Honorable Mention POW (Oct. 10)

MALIK DUNLAP (DB)

Dave Campbell Mid-Season All-Texas College Football Team (Oct. 13)

LOIC FOUONJI (WR)

Big 12 Special Teams Player of the Week (Oct. 3)

JAYLON HUTCHINGS (DL)

All-Big 12 Preseason Team (Media)  
Bednarik Award Watch List  
Bronko Nagurski Trophy Watch List  
Lombardi Trophy Watch List  
Outland Trophy Watch List  
Reese's Senior Bowl Watch List  
Lombardi Award™ Midseason Watchlist (Oct. 17)

STEVE LINTON (OLB)

Reese's Senior Bowl Watch List  
Reese's Senior Bowl Defensive Player of the Week (Oct. 9)  
Shrine Bowl Texas Star of the Week (Oct. 10)  
East-West Shrine Bowl Game Invitee (Nov. 7)

AUSTIN MCNAMARA (P)

Ray Guy Award Semifinalist  
Ray Guy Award Watch List  
Ray Guy Award National Punter of the Week (Oct. 10)  
Dave Campbell Mid-Season All-Texas College Football Team (Oct. 13)

BEHREN MORTON (QB)

Earl Campbell Award Honorable Mention POW (Oct. 10)

TYLER OWENS (DB)

Reese's Senior Bowl Watch List

MYLES PRICE (WR)

Reese's Senior Bowl Watch List

BRYCE RAMIREZ (OLB)

Comeback Player of the Year Watch List

CALEB ROGERS (OL)

Reese's Senior Bowl Watch List

TYLER SHOUGH (QB)

Earl Campbell Tyler Rose Award Watch List  
Maxwell Award Watch List  
Reese's Senior Bowl Watch List

COLE SPENCER (OL)

Comeback Player of the Year Watch List

RUSTY STAATS (OL)

Rimington Trophy Watch List  
Reese's Senior Bowl Watch List

DADRION TAYLOR-DEMERSON (DB)

Reese's Senior Bowl Watch List  
Shrine Bowl Breakout Defensive Player of the Week (Nov. 6)  
East-West Shrine Bowl Game Invitee (Nov. 7)

UNIFORM TRACKER



Over the past decade, Texas Tech has been among the most innovative teams in the country related to team uniforms. Here's a look at Texas Tech's record in various uniform combinations:

Helmet-Jersey-Pants	Record
Black-Black-Black	14-13
Black-White-Black	13-12
Black-Red-Black	17-3
White-White-White	12-7
Black-Red-White	4-0
Black-Black-White	4-4
Black-Red-Red	5-1
Black-White-White	1-5
Black-Gray-Black	1-0
Black-Black-Grey	1-0
Gray-Gray-Gray	1-0
Black-Black-Red	0-1
Black-White-Red	1-4
White-White-Red	0-2
White-White-Black	1-0
White-Black-White	2-2
White-Red-White	1-0
White-Red-Red	1-2
Gray-White-Gray	1-3
Red-Red-White	1-0
Red-White-White	1-1
Red-White-Red	1-4
Red-Red-Red	1-2
Red-White-Black	1-3
Red-Red-Black	0-1
Red-Black-White	0-1
Red-Black-Black	1-0
Black-White-Gray	0-1
Wounded Warrior (2010)	1-0
Wounded Warrior (2011)	0-1
Lone Star Pride (2012)	0-1
Lone Survivor (2013)	0-1
Lone Star Pride (2013)	0-1
Throwbacks - Black (2014)	0-1
White Ombre' (2014)	0-1
Lone Star Pride (2014)	0-1
Black Ombre' (2014)	0-1
Throwbacks - White (2015)	2-0
Throwbacks - Red (2017)	1-2
Throwbacks - White (2018-19)	1-1
Throwbacks - Black-Red-White (2020)	0-1
Throwbacks - Black-Black-Gray (2021)	0-1
Throwbacks - Black-White-Black (2022)	0-1
Throwbacks - Black-Black-Black (2022)	0-1
Throwbacks - Black-White-Red (2022)	0-1
Throwbacks - Black-Red-White (2023)	1-0

2023 UNIFORM TRACKER

@Wyoming	Black-White-White, L
Oregon	White-Red-Red, L
Tarleton	Throwbacks - Black-Red-White, W
@West Virginia	Red-White-Red, L
Houston	Black-Red-Black, W
@Baylor	Black-White-Red, W
Kansas State	Black-Black-Black, L
@BYU	Black-White-Black, L
TCU	Black-Red-Black, W
@Kansas	White-White-White, W
UCF	Black-Red-Black, W
@Texas	

BRYCE RAMIREZ IS BACK

You'd be hard pressed to find a more inspiring story in college football this season than **Bryce Ramirez**. A former walk-on, Ramirez rejoined the team as a full participant to start preseason camp and played a significant role at Wyoming, an impressive feat after suffering a compound leg fracture in the third week of the 2022 season at N.C. State. The injury forced Ramirez to remain in Raleigh for several days to recover from multiple surgeries before he was allowed to return to Lubbock. Ramirez was making his first career start against the Wolfpack and had just recorded a key third-down tackle to end an N.C. State drive earlier in the first quarter.

Since then, Ramirez has been diligent in his recovery, spending countless hours with the Texas Tech medical staff in order to return to the field. A candidate for the Comeback Player of the Year Award, Joey McGuire announced in June that Ramirez had been selected to wear the coveted No. 3 jersey intended for the player who best resembles the traits of The Brand (the toughest, hardest-working, most-competitive team in the country).



**WATCH:** Follow Ramirez' recovery through Red Raider Life, airing exclusively on **TexasTech+**.



## QUICK FACTS

## TEXAS TECH UNIVERSITY

Founded	1923
Enrollment	40,322
Nickname	Red Raiders
Chancellor	Dr. Tedd Mitchell
President	Dr. Lawrence Schovanec
Director of Athletics	Kirby Hocutt
Official Mascot	Masked Rider (horse and rider)
Unofficial Mascot	Raider Red (cartoon figure)

## TEAM HISTORY

First Season	1925
All-Time Record/Seasons	596-478-32/99th
All-Time Conference Record	288-262-10
Conference Championships	11
Bowl Appearances/Record	40 (16-23-1)

## STADIUM INFORMATION

Name	Jones AT&T Stadium
Capacity	60,454
Stadium Luxury Suites	85
Stadium Club Seats	1,644
Stadium Surface	FieldTurf (installed 2017)
Band	Goin' Band from Raiderland (400 members)


## TEAM INFORMATION

2022 Overall Record	8-5
Big 12 Record (Finish)	5-4 (4th)
Home Record	6-1
Road Record	1-4
Neutral	1-0
Lettermen Returning/Lost	45/19
Starters Returning/Lost (Offense)	10/1
Starters Returning/Lost (Defense)	6/5
Newcomers	42

## SUPPORT STAFF

Head Strength Coach	Lance Barilow (2nd Season)
Associate Strength Coach	Aaron Hall (2nd Season)
Associate Strength Coach	Brandon Lee (2nd Season)
Assistant Strength Coach	Brandyn Musgrave (2nd Season)
Assistant Strength Coach	Khalid Blount (1st Season)
Associate A.D./FB Admin.	Antonio Huffman (5th Season)
Director of FB Operations	Quintin Jordan (2nd Season)
General Manager	James Blanchard (2nd Season)
Director of Player Personnel	Brian Nance (2nd Season)
Director of Scouting	Sean Kenney (2nd Season)
Director of Player Development	Dave Martin (2nd Season)
Asst. Dir. Player Development	Sammy Morris (3rd Season)
Asst. Dir. of Ops & Recruiting	Harrison Hanna (2nd Season)
Dir. of Recruiting Operations	Kate Shealy (3rd Season)
Dir. of On-Campus Recruiting	Preslee Quisenberry (2nd Season)
Senior Offensive Analyst	Kirk Bryant (2nd Season)
Special Teams Analyst	Tyler Schovanec (2nd Season)
Defensive Quality Control	Ryan Conry (2nd Season)
Defensive Quality Control	James Lockhart (2nd Season)
Offensive Quality Control	Diego Ortiz (2nd Season)
Offensive G.A.	Lou Bunning (2nd Season)
Offensive G.A.	Trent Vasey (2nd Season)
Defensive G.A.	Jah'Shawn Johnson (2nd Season)

## TEXAS TECH COACHING STAFF



## ZACH KITTLE

Offensive Coordinator/Quarterbacks  
2nd Season at Tech  
Game Day Location: Sideline


**Career Breakdown:** Kittley returned to his alma mater to put together a strong debut season as the Red Raiders averaged 34.2 points per game and 461.4 yards of total offense per game despite using three different starting quarterbacks during the year. Kittley has worked with a pair of NFL quarterbacks during his short coaching career, first with Patrick Mahomes II at Texas Tech and then Bailey Zappe at both Houston Baptist and Western Kentucky.



## KENNY PERRY

Associate Head Coach/Special Teams  
Coordinator/Running Backs  
2nd Season at Tech  
Game Day Location: Sideline


**Career Breakdown:** Perry, a legendary high school head coach in the DFW metroplex, had one of the nation's top running back duos in 2022 to go with the reliability on special teams with punter Austin McNamara and kicker Trey Wolff. Perry spent 14 years as a high school head coach, finishing 67-22 over his final seven seasons at Arlington Bowie alone. He is a former member of the THSCA Board of Directors.



## JOSH BOOKBINDER

Inside Linebackers  
2nd Season at Tech  
Game Day Location: Pressbox


**Career Breakdown:** Bookbinder was among Joey McGuire's first hires at Texas Tech after the two previously served on the defensive staff at Baylor (2019-21). Bookbinder mentored Krishon Merrifield during his debut season on the Texas Tech staff for a Red Raider defense that allowed less than 30.0 points per game for the first time since 2009. He is the grandson of legendary Baylor head coach Grant Teaff.



## ZARNELL FITCH

Defensive Line  
2nd Season at Tech  
Game Day Location: Sideline

**Career Breakdown:** Fitch, another one-time Texas High School Coaches Association member, is no stranger to the Big 12 as he previously served in a similar role at TCU prior to his arrival in Lubbock. Fitch has mentored 13 players who have earned All-Big 12 honors during his career, a list that features two of Texas Tech's top returners in Tony Bradford Jr. and Jaylon Hutchings, who were one of only three FBS duos to record at least 30 pressures each in 2022.



## JUSTIN JOHNSON

Assistant Head Coach/Passing Game  
Coordinator/Receivers  
1st Season at Tech  
Game Day Location: TBD


**Career Breakdown:** Johnson is the lone new member to Joey McGuire's staff as he arrives after spending the past three seasons at Baylor. Johnson oversaw the running backs room at both Baylor and then Houston, his alma mater, in 2019, but will return to coaching wide receivers with the Red Raiders. He previously was the wide receivers coach at Kansas in 2018, the same position he starred at during his own four-year career at Houston.



## TIM DERUYTER

Defensive Coordinator  
2nd Season at Tech  
Game Day Location: Pressbox


**Career Breakdown:** DeRuyter arrived in Lubbock having served as a defensive coordinator or a head coach in each of the past 21 seasons. In his first season with the Red Raiders, Texas Tech allowed less than 30 points per game for the first time since 2009 and ranked in the top 20 nationally for tackles for loss behind future NFL first-round selection Tyree Wilson. DeRuyter was previously the head coach at Fresno State from 2012-16.



## C.J. AH YOU

Outside Linebackers  
2nd Season at Tech  
Game Day Location: Sideline


**Career Breakdown:** Ah You mentored Tyree Wilson to first team All-America honors during his debut season on the Red Raider staff as Texas Tech, behind Wilson and the emergence of Jesiah Pierre, ranked in the top 20 nationally for tackles for loss. His hiring marked his return to the Big 12 where he previously starred at Oklahoma (2005-06) before enjoying a six-year NFL career with the St. Louis Rams.



## JOSH COCHRAN

Tight Ends  
2nd Season at Tech  
Game Day Location: Pressbox


**Career Breakdown:** Cochran shifted over to coach the tight ends under Joey McGuire after spending the previous two seasons as the co-offensive coordinator and offensive line coach at Austin Peay. Cochran, who was named in July 2022 to Dave Campbell's Texas Football "40 under 40" coaches list, is a one-time THSCA member as he began his career in the prepranks at Lindale High School in East Texas.



## STEPHEN HAMBY

Offensive Line  
2nd Season at Tech  
Game Day Location: Sideline

**Career Breakdown:** Hamby returned to West Texas following one season at Western Kentucky where he, along with new offensive coordinator Zach Kittley, helped build one of the top offenses in the country. Hamby a Texas Tech alum, starred on the offensive line as a Red Raider where he helped lead Tech to four-consecutive bowl appearances, including two trips to the Cotton Bowl. He served as a graduate assistant for Tech from 2013-15.



## MARCEL YATES

Passing Game Coordinator/Secondary  
2nd Season at Tech  
Game Day Location: Sideline

**Career Breakdown:** Yates, a former defensive coordinator at both Boise State and Arizona, mentored three All-Big 12 selections in 2022, including a second-team honoree in Malik Dunlap, as Texas Tech surrendered its fewest passing yards per game since 2014. Yates arrived in Lubbock from Oregon where he was the secondary and passing game coordinator during the 2021 season. He has worked alongside defensive coordinator Tim DeRuyter each of the past three seasons at both Cal and Oregon.





## A \$230 MILLION INVESTMENT

### FUTURE HOME OF TEXAS TECH FOOTBALL

■ Texas Tech announced its largest investment into the Red Raider football program to date in July 2022 as the athletics department unveiled plans for a more than \$230 million facilities project to construct a new south end zone building to Jones AT&T Stadium, which will connect to the new Dustin R. Womble Football Center. The newly-constructed facilities will include over 300,000 combined square feet and blend world-class modern design and technology elements with Spanish architecture well known to Texas Tech supporters.

■ Construction crews officially began work on the project on Nov. 27, 2022, the day following Texas Tech's victory over Oklahoma to close the regular season. The first task was the removal of the historic Double T Scoreboard, the historic landmark that had rested atop the south end zone building since 1978. Construction will move solely into the south end zone area beginning in August in order to prepare for the 2023 season.

■ Texas Tech will relocate its coaches' offices to the third floor of the south end zone, which will overlook Cody Campbell Field at Jones AT&T Stadium and connect to both the Womble Football Center and the Sports Performance Center through a skybridge. Plans are for the Womble Football Center to be constructed on the same land that currently occupies the present Football Training Facility, featuring two stories in height as well as the expansion to Sixth Street to further increase the overall square footage of the facility.

■ Texas Tech will maintain its football strength and conditioning, sports medicine and equipment areas on the main level of the Womble Football Center as part of the new layout. The second floor will connect to the skybridge, housing many of the football program's meeting spaces, including individual position rooms and the Spike Dykes Team Meeting Room. This floor will also feature a revolutionary 6,000-plus square foot multi-purpose walkthrough area designed to allow for large-scale indoor team strategy implementation, instruction and technique evaluation.

■ Between the south end zone project and the Womble Football Center, the two facilities will contain space for both recruiting and players' lounges, a new player locker room, a television studio for gameday and social media content as well as a significant investment into technology through digital signage and displays.

### NEW TURF, LIGHTS AMONG 2023 ADDITIONS

■ In addition to the progress already made on the south end zone and Womble Football Center, Texas Tech has two additional enhancements already completed for the 2023

season as it installed a new artificial playing surface as well as a new LED lighting system this summer. The two projects are an estimated \$2.2 million.

■ Texas Tech contracted the services of Hellas for its next playing surface, which will be its Matrix Helix® turf, the company's latest technology that has been installed recently at several NFL facilities, namely The Star in Frisco and AT&T Stadium (Dallas Cowboys), SoFi Stadium (Los Angeles Rams), Allegiant Stadium (Las Vegas Raiders) and the University of Kansas Health System Training Complex of the Kansas City Chiefs.

■ The new lighting system, meanwhile, was designed by Musco, using its Total Light Control technology. This will provide Texas Tech the ability to utilize choreographed patterns designed to music during its pregame entertainment, in-between quarters and after touchdowns. The lighting system will greatly enhance the in-game fan experience, especially under the Jones AT&T Stadium lights where the Red Raiders have traditionally boasted one of the nation's top homefield advantages.

### MORE THAN \$100 MILLION IN DONATIONS

■ Director of Athletics Kirby Hocutt announced for the first time Aug. 23 that Texas Tech had reached its \$100 million milestone in fundraising for the transformative project. Despite already reaching its primary fundraising goal, Texas Tech will continue to seek philanthropic gifts to the project in order to help offset the remaining overall cost that was being funded by athletics department bonds and future revenue.

■ Fundraising for the project was boosted in October 2021 with Texas Tech University System Board of Regents member **Dustin R. Womble** provided a \$20 million lead gift that was the largest one-time gift, at the time, in athletics department history. Womble previously provided more than \$10 million to fund Texas Tech's state-of-the-art basketball practice facility that bears his name, which opened in May 2021 across from United Supermarkets Arena. He is the largest athletics donor in history.

■ Fellow Board of Regents member **Cody Campbell**, a former letterwinner for the Red Raiders under Mike Leach, followed with a \$25 million gift on Dec. 2, 2021. In recognition of the gift, Texas Tech named the Jones AT&T Stadium playing surface Cody Campbell Field in honor of the largest one-time contribution in the history of the athletics department. Campbell is a fourth-generation Red Raider who earned multiple All-Big 12 and Academic All-Big 12 honors during his playing career as an offensive lineman from 2001-04.

## JONES AT&T STADIUM

### STADIUM QUICK FACTS

First Game	Nov. 29, 1947
Result	Tech 14, Hardin Simmons 6
All-Time Stadium Record	273-151-6
First Game on Artificial Turf	Sept. 12, 1970
Result	Tech 21, Tulane 14
2023 Capacity	56,200
Surface (Year of Installation)	Hellas Matrix Helix (2023)
Luxury Suites	85
Club Seats	1,644
Winning Seasons	60

### HOME RECORDS

Most Points in Season	367 (2005)
Fewest Points in Season	20 (1928)
Most Points (Game)	120 vs. Wayland (1925)
Most Points Since 1950	80 vs. Sam Houston St. (2005)
Most Opponent Points	70, vs. Oklahoma St. (2015)
Most Combined Points	125 (OU 66, Tech 59, 2016)
Largest Margin of Victory	120, vs. Wayland (1925)
Largest Margin of Victory (Since 1950)	77-0, vs. Lamar (2018)
Home Wins in a Season	7 (1965, 2005, 2008)
Home Losses in a Season	5 (1944*, 1950)
Longest Home Winning Streak	13 Games (1939-42)*
Longest Home Losing Streak	6 Games (1943-44)*
Average Home Attendance	58,934 (2014)
Average Home Student Attendance	11,249 (2013)

\* indicates time period before Jones AT&T Stadium

### LARGEST CROWDS IN HISTORY

Attend	Game	Season
61,836	Tech vs. Oklahoma State	2013
61,283	Tech vs. TCU	2015
60,997	Tech vs. Texas State	2013
60,975	Tech vs. Texas	2022
60,961	Tech vs. Texas	2014
60,901	Tech vs. Oklahoma State	2017
60,879	Tech vs. Texas	2012
60,803	Tech vs. Texas	2016
60,800	Tech vs. Oklahoma	2012
60,778	Tech vs. Central Arkansas	2014
60,705	Tech vs. Baylor	2022
60,478	Tech vs. Oklahoma	2016
60,454	Tech vs. Oklahoma	2018
60,454	Tech vs. Texas	2018
60,454	Tech vs. Texas	2010
60,454	Tech vs. Oklahoma State	2010
60,277	Tech vs. Arkansas	2014
60,097	Tech vs. Stephen F. Austin	2016
60,073	Tech vs. Sam Houston State	2015
59,260	Tech vs. Iowa State	2011
59,014	Tech vs. Oklahoma	2014
58,955	Tech vs. New Mexico	2012
58,702	Tech vs. TCU	2013
58,547	Tech vs. Arizona State	2017
58,502	Tech vs. West Virginia	2014
58,416	Tech vs. Texas A&M	2011
57,733	Tech vs. Texas A&M	2009
57,528	Tech vs. SMU	2010
57,515	Tech vs. Louisiana Tech	2016
57,367	Tech vs. Iowa State	2013
57,205	Tech vs. Oklahoma State	2011
57,045	Tech vs. Iowa State	2017



## BIG 12 CONFERENCE STANDINGS

	CONF	PCT.	OVERALL	STK
Texas	7-1	.875	10-1	W5
Oklahoma State	6-2	.750	8-3	W1
Oklahoma	6-2	.750	9-2	W2
Kansas State	6-2	.750	8-3	W2
Texas Tech	5-3	.625	5-3	W3
West Virginia	5-3	.625	7-4	W1
Iowa State	5-3	.625	6-5	L1
Kansas	4-4	.500	7-4	L2
TCU	3-5	.375	5-6	W1
Houston	2-6	.250	4-7	L2
Baylor	2-6	.250	3-8	L4
BYU	2-6	.250	5-6	L4
UCF	2-6	.250	5-6	L1
Cincinnati	1-7	.125	3-8	L1

## BIG 12 UPCOMING SCHEDULE+

## FRIDAY, NOVEMBER 24

TCU at Oklahoma [FOX]	11 a.m.
Texas Tech at Texas [ABC]	6:30 p.m.

## SATURDAY, NOVEMBER 25

Houston at UCF [FS1]	11 a.m.
BYU at Oklahoma State [ABC]	2:30 p.m.
West Virginia at Baylor [FS1]	6 p.m.
Kansas at Cincinnati [ESPN2]	6:30 p.m.
Iowa State at Kansas State [FOX]	7 p.m.

## SATURDAY, DECEMBER 2

Dr. Pepper Big 12 Football Championship	
TBD vs. TBD [ABC]	11 a.m.

## Clinching Scenarios - via Big 12 on 11/19/23

Scenarios for the Football Championship surrounding Big 12 matchups on Friday, November 24:

- Oklahoma remains in contention with either a win or a loss against TCU.
- Texas will clinch both a berth to the Championship and a #1 seed (home team) with a win over Texas Tech.

If Texas wins and clinches a berth on Friday, the following scenarios apply surrounding Big 12 matchups on Saturday, November 25:

- If Oklahoma State defeats BYU, the Cowboys clinch a berth to the Championship as the #2 seed (vs. Texas).
- If Oklahoma defeats TCU on Friday and that win is followed by a Texas win AND an Oklahoma State loss, the Sooners clinch a berth to the Championship as the #2 seed (vs. Texas).
- If Kansas State defeats Iowa State on Saturday following a Texas win, AND a loss by Oklahoma, AND a loss by Oklahoma State, the Wildcats clinch a berth to the Championship as the #2 seed (vs. Texas).

If Texas Tech wins on Friday, the following scenarios apply surrounding Big 12 matchups on Saturday, November 25:

- No team can clinch a bid to the Championship until Saturday.
- Texas can still clinch a berth to the Championship if two of the three two-loss teams (Kansas State / Oklahoma / Oklahoma State) LOSE on Friday and / or Saturday. Texas and the remaining winning team of those three will qualify for the Championship.
- If Texas loses on Friday, and two or three two-loss teams WIN amongst Kansas State / Oklahoma / Oklahoma State on Friday and / or Saturday, there will be three or four teams tied for both Championship berths. Multiple scenarios exist in this circumstance contingent on which teams remain in the tiebreaker pool. Updated scenarios will be released by the Big 12 Conference following the conclusion of Friday's games.

## OPPONENT SCHEDULES/RESULTS



## WYOMING COWBOYS

7-4, 4-3 MWC  
Sept. 2 • 6:30 p.m. CT  
Laramie, Wyo.

Date	Opponent	Time/Result
Sept. 2	Texas Tech	W, 35-33 (2OT)
Sept. 9	Portland State	W, 31-7
Sept. 16	at Texas	L, 31-10
Sept. 23	Appalachian State	W, 22-19
Sept. 30	New Mexico*	W, 35-26
Oct. 7	Fresno State*	W, 24-19
Oct. 14	at Air Force*	L, 34-27
Oct. 28	at Boise State*	L, 32-7
Nov. 3	Colorado State*	W, 24-15
Nov. 10	at UNLV*	L, 34-14
Nov. 18	Hawaii*	W, 42-9
Nov. 25	at Nevada*	8 p.m.



## OREGON DUCKS

10-1, 7-1 Pac-12  
Sept. 9 • 6 p.m. CT  
Lubbock, Texas

Date	Opponent	Time/Result
Sept. 2	Portland State	W, 81-7
Sept. 9	at Texas Tech	W, 38-30
Sept. 16	Hawaii	W, 55-10
Sept. 23	Colorado	W, 42-6
Sept. 30	at Stanford	W, 42-6
Oct. 14	at Washington	L, 36-33
Oct. 21	Washington State	W, 38-34
Oct. 28	at Utah	W, 35-6
Nov. 4	California	W, 63-19
Nov. 11	USC	W, 36-27
Nov. 18	at Arizona State	W, 49-13
Nov. 24	Oregon State	7:30 p.m.



## TARLETON ST TEXANS

8-3, 4-2 UAC  
Sept. 16 • 6 p.m. CT  
Lubbock, Texas

Date	Opponent	Time/Result
Sept. 2	at McNeese	W, 52-34
Sept. 9	North Alabama	W, 52-31
Sept. 16	at Texas Tech	L, 41-3
Sept. 23	Southwest Baptist	W, 27-13
Sept. 30	at SE Louisiana	W, 14-13
Oct. 7	Southern Utah	L, 27-26
Oct. 14	at Eastern Kentucky	L, 41-35
Oct. 21	Morehead State	W, 42-0
Oct. 28	at Central Arkansas	W, 25-23
Nov. 4	Stephen F. Austin	W, 59-17
Nov. 11	at Abilene Christian	W, 31-30



## WEST VIRGINIA

7-4, 5-3 Big 12  
Sept. 23 • 2:30 p.m. CT  
Morgantown, W.Va.

Date	Opponent	Time/Result
Sept. 2	at Penn State	L, 38-15
Sept. 9	Duquesne	W, 56-17
Sept. 16	Pitt	W, 17-6
Sept. 23	Texas Tech	W, 20-13
Sept. 30	TCU	W, 24-21
Oct. 12	at Houston	L, 41-39
Oct. 21	Oklahoma State	L, 48-34
Oct. 28	at UCF	W, 41-28
Nov. 4	BYU	W, 37-7
Nov. 11	at Oklahoma	L, 59-20
Nov. 18	Cincinnati	W, 42-21
Nov. 25	at Baylor	6 p.m.



## HOUSTON COUGARS

4-7, 2-6 Big 12  
Sept. 30 • 2:30 p.m. CT  
Lubbock, Texas

Date	Opponent	Time/Result
Sept. 2	UTSA	W, 17-14
Sept. 9	at Rice	L, 43-41 (2 OT)
Sept. 16	TCU	L, 36-10
Sept. 23	Sam Houston	W, 38-7
Sept. 30	at Texas Tech	L, 49-28
Oct. 12	West Virginia	W, 41-39
Oct. 21	Texas	L, 31-24
Oct. 28	at Kansas State	L, 41-0
Nov. 4	at Baylor	W, 25-24 (OT)
Nov. 11	Cincinnati	L, 24-14
Nov. 18	Oklahoma State	L, 43-30
Nov. 25	at UCF	11 a.m.



## BAYLOR BEARS

3-8, 2-6 Big 12  
Oct. 7 • 6 p.m. CT  
Waco, Texas

Date	Opponent	Time/Result
Sept. 2	Texas State	L, 42-31
Sept. 9	Utah	L, 20-13
Sept. 16	Long Island	W, 30-7
Sept. 23	Texas	L, 38-6
Sept. 30	at UCF	W, 36-35
Oct. 7	Texas Tech	L, 39-14
Oct. 21	at Cincinnati	W, 32-29
Oct. 28	Iowa State	L, 30-18
Nov. 4	Houston	L, 25-24
Nov. 11	at Kansas State	L, 59-25
Nov. 18	at TCU	L, 42-17
Nov. 25	West Virginia	6 p.m.



## K-STATE WILDCATS

8-3, 6-2 Big 12  
Oct. 14 • 6 p.m. CT  
Lubbock, Texas

Date	Opponent	Time/Result
Sept. 2	SEMO	W, 45-0
Sept. 9	Troy	W, 42-13
Sept. 16	at Missouri	L, 30-27
Sept. 23	UCF	W, 44-31
Oct. 6	at Oklahoma State	L, 29-21
Oct. 14	at Texas Tech	W, 38-21
Oct. 21	TCU	W, 41-3
Oct. 28	Houston	W, 41-0
Nov. 4	at Texas	L, 33-30 (OT)
Nov. 11	Baylor	W, 59-25
Nov. 18	at Kansas	W, 31-27
Nov. 25	Iowa State	7 p.m.



## BYU COUGARS

5-6, 2-6 Big 12  
Oct. 21 • 6 p.m. CT  
Provo, Utah

Date	Opponent	Time/Result
Sept. 2	Sam Houston	W, 14-0
Sept. 9	Southern Utah	W, 41-16
Sept. 16	at Arkansas	W, 38-31
Sept. 23	at Kansas	L, 38-27
Sept. 29	Cincinnati	W, 35-27
Oct. 14	at TCU	L, 44-11
Oct. 21	Texas Tech	W, 27-14
Oct. 28	at Texas	L, 35-6
Nov. 4	at West Virginia	L, 37-7
Nov. 11	Iowa State	L, 45-13
Nov. 18	Oklahoma	L, 31-24
Nov. 25	at Oklahoma State	2:30 p.m.



## TCU HORNED FROGS

5-6, 3-5 Big 12  
Nov. 2 • 6 p.m. CT  
Lubbock, Texas

Date	Opponent	Time/Result
Sept. 2	Colorado	L, 45-42
Sept. 9	Nicholls	W, 41-6
Sept. 16	at Houston	W, 36-10
Sept. 23	SMU	W, 34-17
Sept. 30	West Virginia	L, 24-21
Oct. 7	at Iowa State	L, 27-14
Oct. 14	BYU	W, 44-11
Oct. 21	at Kansas State	L, 41-3
Nov. 2	at Texas Tech	L, 35-28
Nov. 11	Texas	L, 29-26
Nov. 18	Baylor	W, 42-17
Nov. 24	at Oklahoma	11 a.m.



## KANSAS JAYHAWKS

7-4, 4-4 Big 12  
Nov. 11 • 11 a.m. CT  
Lawrence, Kan.

Date	Opponent	Time/Result
Sept. 1	Missouri State	W, 48-7
Sept. 8	Illinois	W, 34-23
Sept. 16	at Nevada	W, 31-24
Sept. 23	BYU	W, 38-27
Sept. 30	at Texas	L, 40-14
Oct. 7	UCF	W, 51-22
Oct. 14	at Oklahoma State	L, 39-32
Oct. 28	Oklahoma	W, 38-33
Nov. 4	at Iowa State	W, 28-21
Nov. 11	Texas Tech	L, 16-13
Nov. 18	Kansas State	L, 31-17
Nov. 25	at Cincinnati	6:30 p.m.



## UCF KNIGHTS

5-6, 2-6 Big 12  
Nov. 18 • 4 p.m. CT  
Lubbock, Texas

Date	Opponent	Time/Result
Aug. 31	Kent State	W, 56-6
Sept. 9	at Boise State	W, 18-16
Sept. 16	Villanova	W, 48-14
Sept. 23	at Kansas State	L, 44-31
Sept. 30	Baylor	L, 36-35
Oct. 7	at Kansas	L, 51-22
Oct. 21	at Oklahoma	L, 31-29
Oct. 28	West Virginia	L, 41-28
Nov. 4	at Cincinnati	W, 28-26
Nov. 11	Oklahoma State	W, 45-3
Nov. 18	at Texas Tech	L, 24-23
Nov. 25	Houston	11 a.m.



## TEXAS LONGHORNS

10-1, 7-1 Big 12  
Nov. 24 • 6:30 p.m. CT  
Austin, Texas

Date	Opponent	Time/Result
Sept. 2	Rice	W, 37-10
Sept. 9	at Alabama	W, 34-24
Sept. 16	Wyoming	W, 31-10
Sept. 23	at Baylor	W, 38-6
Sept. 30	Kansas	W, 40-14
Oct. 7	vs. Oklahoma	L, 34-30
Oct. 21	at Houston	W, 31-24
Oct. 28	BYU	W, 35-6
Nov. 4	Kansas State	W, 33-30 (OT)
Nov. 11	at TCU	W, 29-26
Nov. 18	at Iowa State	W, 26-16
Nov. 24	Texas Tech	6:30 p.m.

NATIONAL RANKINGS

COLLEGE FOOTBALL PLAYOFF (Week 13/Nov. 21)

Team	Record
1. Georgia	11-0
2. Ohio State	11-0
3. Michigan	11-0
4. Washington	11-0
5. Florida State	11-0
6. Oregon	10-1
7. Texas	10-1
8. Alabama	10-1
9. Missouri	9-2
10. Louisville	10-1
11. Penn State	9-2
12. Ole Miss	9-2
13. Oklahoma	9-2
14. LSU	8-3
15. Arizona	8-3
16. Oregon State	8-3
17. Iowa	9-2
18. Notre Dame	8-3
19. Kansas State	8-3
20. Oklahoma State	8-3
21. Tennessee	7-4
22. NC State	8-3
23. Tulane	10-1
24. Clemson	7-4
25. Liberty	11-0

THE LAST TIME TEXAS TECH WAS...

Ranked in AP Poll	Sept. 23, 2018 (No. 25)
Ranked in Coaches' Poll	Preseason 2023 (No. 24)
RV in the AP Poll	Preseason 2023 (RV)
RV in Coaches' Poll	Preseason 2023 (No. 24)

MISCELLANEOUS RECORDS:

Highest Ranking (AP):	No. 2 (Nov. 2-16, 2008)
Highest Ranking (Coaches):	No. 2 (Nov. 9-16, 2008)
Highest Final Ranking (AP):	No. 11 (1938, 1973)
Highest Final Ranking (Coaches):	No. 11 (1973)
Consecutive Weeks Ranked (AP):	20 (2004-06)
Consecutive Weeks Ranked (Coaches):	25 (2004-06)

ASSOCIATED PRESS (WEEK 13/Nov. 19)

Team	Record	Points
1. Georgia (61)	11-0	1549
2. Ohio State (1)	11-0	1447
3. Michigan	11-0	1440
4. Washington	11-0	1367
5. Florida State	11-0	1324
6. Oregon	10-1	1219
7. Texas	10-1	1180
8. Alabama	10-1	1138
9. Louisville	10-1	1017
10. Missouri	9-2	964
11. Penn State	9-2	894
12. Ole Miss	9-2	878
13. Oklahoma	9-2	766
14. LSU	8-3	748
15. Oregon State	8-3	714
16. Arizona	8-3	625
17. Notre Dame	8-3	503
18. Tulane	10-1	499
19. Kansas State	8-3	418
20. Iowa	9-2	332
21. Oklahoma State	8-3	329
22. Liberty	11-0	229
23. Toledo	10-1	118
24. James Madison	10-1	75
25. Tennessee	7-4	72

RECEIVING VOTES: Utah 69, NC State 66, UNLV 56, SMU 49, North Carolina 26, Clemson 20, Kansas 7, Fresno State 6, New Mexico State 3, Texas A&M 1, Miami (OH) 1, UCLA 1

USA TODAY AFCA COACHES POLL (WEEK 13/Nov. 19)

Team	Record	Points
1. Georgia (61)	11-0	1571
2. Ohio State (1)	11-0	1460
3. Michigan (1)	11-0	1458
4. Florida State	11-0	1375
5. Washington	11-0	1367
6. Oregon	10-1	1234
7. Texas	10-1	1193
8. Alabama	10-1	1174
9. Louisville	10-1	1035
10. Missouri	9-2	981
11. Penn State	9-2	908
12. Ole Miss	9-2	863
13. Oklahoma	9-2	840
14. LSU	8-3	726
15. Oregon State	8-3	684
16. Arizona	8-3	568
17. Notre Dame	8-3	536
18. Tulane	10-1	493
19. Iowa	9-2	447
20. Kansas State	8-3	424
21. Oklahoma State	8-3	299
22. Liberty	11-0	158
23. Tennessee	7-4	109
24. NC State	8-3	97
25. SMU	9-2	84

RECEIVING VOTES: North Carolina 79, UNLV 76, Utah 75, Toledo 49, James Madison 48, Clemson 25, Troy 17, Texas A&M 6, UCLA 5, Kansas 4, Fresno State 3, West Virginia 2, UTSA 1, Air Force 1

2024-27 BIG 12 SCHEDULE MATRIX / FUTURES

2024		2025		2026		2027	
Date Opponent	Location	Date Opponent	Location	Date Opponent	Location	Date Opponent	Location
A31 Abilene Christian	Lubbock, TX	A30 Arkansas-Pine Bluff	Lubbock, TX	S5 Abilene Christian	Lubbock, TX	S4 Arkansas-Pine Bluff	Lubbock, TX
S7 at Oregon	Eugene, OR	S6 at Colorado State	Fort Collins, CO	S12 at Oregon State	Corvallis, OR	S11 at North Texas	Denton, TX
S14 North Texas	Lubbock, TX	S13 Oregon State	Lubbock, TX	S19 Colorado State	Lubbock, TX	S18 N.C. State	Lubbock, TX
Arizona State*	Lubbock, TX	BYU*	Lubbock, TX	Arizona*	Lubbock, TX	Baylor*	Lubbock, TX
Baylor*	Lubbock, TX	Kansas*	Lubbock, TX	Arizona State*	Lubbock, TX	Iowa State*	Lubbock, TX
Cincinnati*	Lubbock, TX	Oklahoma State*	Lubbock, TX	Houston*	Lubbock, TX	Kansas State*	Lubbock, TX
Colorado*	Lubbock, TX	UCF*	Lubbock, TX	TCU*	Lubbock, TX	Utah*	Lubbock, TX
West Virginia*	Lubbock, TX	at Arizona State*	Tempe, AZ	West Virginia*	Lubbock, TX	at BYU*	Provo, UT
at Arizona*	Tuscon, AZ	at Houston*	Houston, TX	at Baylor*	Waco, TX	at Houston*	Houston, TX
at Iowa State*	Ames, IA	at Kansas State*	Manhattan, KS	at Cincinnati*	Cincinnati, OH	at Kansas*	Lawrence, KS
at Oklahoma State*	Stillwater, OK	at Utah*	Salt Lake City, UT	at Colorado*	Boulder, CO	at TCU*	Fort Worth, TX
at TCU*	Fort Worth, TX	at West Virginia*	Morgantown, WV	at Oklahoma State*	Stillwater, TX	at UCF*	Orlando, FL

\* = Big 12 game

All future conference game dates are TBD



ALPHABETICAL ROSTER

NO	NAME	POS
14	Joseph Adedire	DL
58	Tanner Allen	OL
98	E'Maurion Banks	DL
9	C.J. Baskerville	DB
13	Brady Boyd	WR
97	Tony Bradford Jr.	DL
9	Jerand Bradley	WR
28	Tahj Brooks	RB
4	Jordan Brown	WR
49	Tre'Darius Brown	DL
79	Ty Buchanan	OL
38	Reese Burkhardt	K
18	Will Burns	QB
91	Blake Burris	DL
54	Kaden Carr	OL
99	Sam Carrell	DL
51	Jayden Cofield	DL
6	Myles Cole	OLB
29	Chief Collins	DB
46	Isaiah Crawford	OLB
84	D.J. Crest	WR
42	John Curry	LB
88	Baylor Cupp	TE
25	JMaury Davis	RB
39	Luke Dillingham	DB
35	Miquel Dingle Jr.	LB
22	Bryson Donnell	RB
24	Malik Dunlap	DB
33	Harvey Dyson III	OLB
8	Coy Eakin	WR
48	Gage Elder	LB
83	Jack Esparza	WR
11	Charles Esters III	OLB
60	Nick Fattig	OL
4	Nate Floyd	DB
11	Loic Fouonji	WR
99	Gino Garcia	K
48	Stone Harrington	K
82	Drew Hocutt	WR
37	Brook Honore Jr.	P
22	Maurion Horn	DB
36	Justin Horne	LB
23	Landon Hullaby	DB
95	Jaylon Hutchings	DL
75	Jacoby Jackson	OL
27	Brenden Jordan	DB
41	Ty Kana	LB
66	Matt Keeler	OL
21	Tyler King	WR
30	Jackson Knotts	LS
23	Cooper LaFebre	QB
5	Quincy Ledet Jr.	DL
43	Chris Lemons	DB
25	Chapman Lewis	DB
7	Steve Linton	OLB
64	Jurrien Loftin	OL
50	Trent Low	LB
12	Bralyn Lux	DB
68	Seth Martin	OL
20	Nehemiah Martinez I	WR
32	Tyrique Matthews	LB
47	Jacob Mauch	LS
93	Trevon McAlpine	DL
19	A.J. McCarty	DB
10	Drae McCray	WR
31	Austin McNamara	P
85	Aiden Meeks	WR
67	Dalton Merryman	OL
71	Monroe Mills	OL
77	Garrett Morphis	OL

NUMERICAL ROSTER

NO	PLAYER	POS	HT	WT	YR-EX	HOMETOWN (HIGH SCHOOL)
0	Cam'Ron Valdez	RB	5-9	205	So-1L	Rockdale, Texas (Rockdale)
0	Rayshad Williams^	DB	6-3	215	Sr-2L	Memphis, Tenn. (Whitehaven)
1	Myles Price	WR	5-10	190	Sr-3L	The Colony, Texas (The Colony)
1	Dadrion Taylor-Demerson^	DB	5-11	195	Sr-4L	Oklahoma City, Okla. (Carl Albert)
2	Behren Morton	QB	6-2	215	So-1L	Eastland, Texas (Eastland)
2	Jalon Peoples	DB	5-11	185	Fr-RS	Cedar Hill, Texas (Cedar Hill)
3	Bryce Ramirez	OLB	6-2	245	Sr-1L	Missouri City, Texas (George Ranch)
4	Jordan Brown	WR	5-11	185	Jr-1L	Dallas, Texas (DeSoto)
4	Nate Floyd	DB	6-0	190	Jr-1L	College Station, Texas (A&M Consolidated)
5	Quincy Ledet Jr.	DL	6-2	305	Sr-TR	Orange, Texas (West Orange-Stark)
6	Myles Cole^	OLB	6-6	280	Sr-1L	Shreveport, La. (Evangel Christian Academy)
6	J.J. Sparkman	WR	6-4	225	Jr-2L	Longview, Texas (Pine Tree)
7	Steve Linton	OLB	6-5	235	Sr-TR	Dublin, Ga. (Dublin)
8	Coy Eakin	WR	6-2	210	Fr-RS	Stephenville, Texas (Stephenville)
8	Jesiah Pierre	LB	6-2	240	Sr-2L	Mount Dora, Fla. (Mount Dora Christian Academy)
9	C.J. Baskerville	DB	6-3	215	Jr-TR	North Richland Hills, Texas (Richland)
9	Jerand Bradley	WR	6-5	220	So-1L	Frisco, Texas (DeSoto)
10	Drae McCray	WR	5-9	185	Jr-TR	Tallahassee, Fla. (North Florida Christian)
10	Jacob Rodriguez	LB	6-1	235	Jr-1L	Wichita Falls, Texas (Rider)
11	Charles Esters III	OLB	6-3	260	So-SQ	Cedar Hill, Texas (Cedar Hill)
11	Loic Fouonji	WR	6-4	215	Sr-3L	Midland, Texas (Lee)
12	Bralyn Lux	DB	5-11	175	Sr-TR	San Jose, Calif. (King's Academy)
12	Tyler Shough	QB	6-5	230	Sr-2L	Chandler, Ariz. (Hamilton)
13	Brady Boyd	WR	6-1	205	Jr-1L	Southlake, Texas (Southlake Carroll)
13	Ben Roberts	LB	6-3	230	Fr-RS	Haslet, Texas (Eaton)
14	Joseph Adedire	OLB	6-3	265	So-1L	Mansfield, Texas (Summit)
14	Xavier White^	WR	6-0	195	Sr-3L	Lubbock, Texas (Monterey)
15	Robert Wooten	OLB	6-3	270	Jr-1L	Stafford, Texas (Stafford)
15	Jayden York	TE	6-4	250	Jr-1L	Austin, Texas (Bowie)
16	Jaden Morris	RB	5-11	205	Fr-RS	Arlington, Texas (Lamar)
16	Macho Stevenson	DB	6-1	190	Fr-HS	Shreveport, La. (Captain Shreve)
17	Isaac Smith	OLB	6-6	260	So-1L	Wagoner, Okla. (Wagoner)
17	Jake Strong	QB	6-1	210	Fr-HS	Justin, Texas (Northwest)
18	Will Burns	QB	6-2	200	Fr-HS	Mission Viejo, Calif. (Mission Viejo)
18	Tyler Owens^	DB	6-2	210	Sr-1L	Plano, Texas (Plano East)
19	A.J. McCarty	DB	6-0	190	Jr-TR	Brownwood, Texas (Brownwood)
19	Dylan Spencer	OLB	6-5	245	Fr-HS	Orange, Texas (C.E. King)
19	Haydon Wiginton	WR	5-11	195	So-SQ	Midlothian, Texas (Heritage)
20	Nehemiah Martinez I	WR	5-9	205	Jr-2L	Lubbock, Texas (Cooper)
20	Marcus Ramon-Edwards	DB	6-3	210	Fr-HS	Lubbock, Texas (Trinity)
21	Tyler King	WR	5-9	180	Fr-RS	Houston, Texas (Alief Taylor)
21	Cameron Watts	DB	5-11	200	Sr-2L	Tulsa, Okla. (Union)
22	Bryson Donnell	RB	5-10	220	Fr-RS	Tyler, Texas (Legacy)
22	Maurion Horn	DB	5-11	180	Fr-RS	Broken Arrow, Okla. (Broken Arrow)
23	Landon Hullaby	DB	6-0	205	Fr-RS	Mansfield, Texas (Timberview)
23	Cooper LaFebre	QB	6-1	175	So-SQ	Lubbock, Texas (Cooper)
24	Malik Dunlap^	DB	6-3	220	Sr-2L	Charlotte, N.C. (Harding)
24	Anquan Willis	RB	6-0	220	Fr-HS	Wichita Falls, Texas (Rider)
25	JMaury Davis	RB	5-11	180	Fr-HS	Clarendon, Texas (Clarendon)
25	Chapman Lewis	DB	6-1	180	Fr-HS	Burleson, Texas (Burleson Centennial)
26	Sammy Morris IV	DB	6-1	205	So-SQ	Prosper, Texas (Prosper)
27	Brenden Jordan	DB	6-0	215	Fr-HS	Mansfield, Texas (Mansfield)
28	Tahj Brooks	RB	5-10	230	Sr-3L	Manor, Texas (Manor)
28	Jordan Sanford	DB	6-0	195	Fr-HS	Arlington, Texas (Mansfield Timberview)
29	Chief Collins	DB	5-11	205	So-SQ	Lucas, Texas (Lovejoy)
30	Jackson Knotts	LS	5-11	190	Jr-2L	Plant City, Fla. (Plant City)
30	Miles Thompson	DB	5-11	175	Fr-HS	Cedar Rapids, Iowa (Washington)
31	Austin McNamara^	P	6-4	210	Sr-4L	Gilbert, Ariz. (Highland)
31	Joseph Plunk	DB	5-10	180	Jr-1L	Amarillo, Texas (Tascosa)
32	Tyrique Matthews^	LB	5-11	235	Sr-4L	Houston, Texas (Eisenhower)
33	Harvey Dyson III	OLB	6-3	250	Fr-RS	Cedar Hill, Texas (Cedar Hill)
33	Matthew Young^	TE	6-1	250	Sr-1L	Las Cruces, N.M. (Oñate)
34	Bryce Robinson	LB	6-2	235	Sr-SQ	Sachse, Texas (Sachse)
35	Miquel Dingle Jr.	LB	6-2	220	Fr-HS	Charleston, S.C. (Byrnes)
36	Justin Horne	LB	6-0	220	Fr-HS	New Orleans, La. (John Curtis Christian)
37	Brook Honore Jr.	P	6-0	185	Fr-RS	Manvel, Texas (Manvel)
38	Reese Burkhardt	K	6-1	205	Jr-TR	Andalusia, Ala. (Andalusia)
38	Anthony White	DB	6-0	185	Fr-HS	Abernathy, Texas (Abernathy)
39	Luke Dillingham	DB	6-1	200	So-SQ	Brock, Texas (Brock)
39	Charles Robinson	TE	6-0	250	So-SQ	Lubbock, Texas (Coronado)





NUMERICAL ROSTER

NO	PLAYER	POS	HT	WT	YR-EX	HOMETOWN (HIGH SCHOOL)
40	Wesley Smith	LB	5-10	220	So-1L	Midland, Texas (Legacy)
41	Ty Kana	LB	6-2	230	Fr-RS	Katy, Texas (Katy)
42	John Curry	LB	6-2	220	Fr-HS	Lubbock, Texas (Coronado)
43	Chris Lemons	OLB	6-2	205	Fr-HS	Prosper, Texas (Prosper)
43	Henry Teeter <sup>*</sup>	FB	6-4	250	Sr-2L	San Angelo, Texas (Central)
45	Terrell Tilmon	OLB	6-5	230	So-TR	Mansfield, Texas (Timberview)
46	Isaiah Crawford	OLB	6-4	230	Fr-HS	Post, Texas (Post)
47	Jacob Mauch	LS	6-3	220	Sr-SQ	Covina, Calif. (South Hills)
48	Gage Elder	LB	5-11	225	So-SQ	Rockwall, Texas (Rockwall)
48	Stone Harrington	K	6-3	185	Fr-RS	Colleyville, Texas (Colleyville)
49	Tre'Darius Brown	DL	6-2	300	Fr-HS	Natchitoches, La. (Natchitoches Central)
50	Trent Low	LB	6-1	220	Jr-1L	Midland, Texas (Lee)
51	Jayden Cofield	DL	6-2	305	Fr-HS	Austin, Texas (Manor)
53	Rusty Staats	OL	6-5	320	Sr-TR	Watertown, Tenn. (Watertown)
54	Kaden Carr	OL	6-6	320	Fr-HS	Canadian, Texas (Lubbock Cooper)
56	Dennis Wilburn <sup>*</sup>	OL	6-3	325	Sr-1L	Humble, Texas (Nimitz)
58	Tanner Allen	OL	6-3	285	Fr-RS	Bryan, Texas (Bryan)
60	Nick Fattig	OL	6-4	290	Fr-HS	League City, Texas (Clear Springs)
63	Dylan Shaw	OL	6-4	310	Fr-HS	Corpus Christi, Texas (Flour Bluff)
64	Jurrien Loftin	OL	6-5	315	Fr-RS	Aledo, Texas (Aledo)
65	Sheridan Wilson	OL	6-5	300	Fr-RS	Argyle, Texas (Argyle)
66	Matt Keeler	OL	6-6	305	So-1L	Chicago, Ill. (Nazareth Academy)
67	Dalton Merryman	OL	6-9	305	So-TR	Montgomery, Texas (Montgomery)
68	Seth Martin	OL	6-3	300	Fr-RS	Fort Worth, Texas (Everman)
69	Caleb Rodkey	OL	6-4	315	So-SQ	Missouri City, Texas (Ridge Point)
70	Cole Spencer <sup>*</sup>	OL	6-4	300	Sr-RS	Louisville, Ky. (Trinity)
71	Monroe Mills	OL	6-6	315	Jr-1L	Columbia, Mo. (Father Tolton)
72	Landon Peterson	OL	6-6	300	Sr-3L	Odessa, Texas (Permian)
74	Daniel Sill	OL	6-5	305	Fr-HS	College Station, Texas (A&M Consolidated)
75	Jacoby Jackson	OL	6-6	320	So-1L	Arlington, Texas (Mansfield Summit)
76	Caleb Rogers	OL	6-5	310	Sr-3L	Mansfield, Texas (Lake Ridge)
77	Garrett Morphis	OL	6-4	310	Fr-HS	Monticello, Ark. (Waco Midway - TX)
79	Ty Buchanan	OL	6-6	310	So-1L	Corpus Christi, Texas (Calallen)
80	Mason Tharp	TE	6-9	270	Jr-2L	Klein, Texas (Klein)
82	Drew Hocutt	WR	6-0	190	Jr-1L	Lubbock, Texas (Frenship)
83	Jack Esparza	TE	6-4	240	Fr-RS	Austin, Texas (St. Michael's Catholic)
84	D.J. Crest	WR	6-3	195	Fr-HS	El Paso, Texas (Parkland)
85	Aiden Meeks	WR	5-10	175	Fr-HS	Rockwall, Texas (Rockwall)
86	T.J. West	WR	6-1	195	Fr-HS	Houston, Texas (Humble)
87	Kelby Valsin	WR	6-1	195	Fr-HS	Arlington, Texas (Bowie)
88	Baylor Cupp	TE	6-6	260	Sr-1L	Brock, Texas (Brock)
90	Ansel Nedore	OLB	6-3	275	Fr-HS	Round Rock, Texas (Round Rock)
91	Blake Burris	DL	6-5	300	So-1L	Irving, Texas (Parish Episcopal)
93	Trevon McAlpine	DL	6-3	300	Fr-RS	Saratland, Ala. (Saratland)
94	Braylon Rigsby	DL	6-2	295	Fr-HS	Woodville, Texas (Woodville)
95	Jaylon Hutchings <sup>*</sup>	DL	6-0	305	Sr-4L	Forney, Texas (Forney)
96	Amier Washington	DL	6-2	275	Fr-HS	Orange, Texas (Little Cypress-Mauriceville)
97	Tony Bradford Jr. <sup>*</sup>	DL	6-1	300	Sr-4L	Houston, Texas (North Shore)
98	E'Maurion Banks	DL	6-5	300	So-SQ	Wichita Falls, Texas (Rider)
99	Sam Carrell	OLB	6-4	270	So-SQ	Albuquerque, N.M. (Sandia)
99	Gino Garcia	K	6-2	215	Sr-RS	Richardson, Texas (Pearce)

ROSTER KEY

<sup>\*</sup> represents Super Senior in final year of eligibility

PRONUNCIATION GUIDE

Joseph Adedire	A-day-der-ray
E'Maurion Banks	e-mar-e-on
Jerand Bradley	Jer-on
Tahj Brooks	Taj
Miquel Dingle Jr.	My-kel
Bryson Donnell	Don-elle
Coy Eakin	Achen (rhymes with bacon)
Nick Fattig	Fat-ehg
Loic Fouonji	Low-ick Fun-G
Brooke Honore <sup>*</sup>	On-o-Ray
Maurion Horn	Mare-E-on Horn
Ty Kana	Con-ya
Matt Keeler	Key-ler

Jacob Mauch	Mawke
Behren Morton	Bear-en
Trevon McAlpine	Trey-vonn
Ansel Nedore	Na-door-e
Jesiah Pierre	Jah-sigh-ah
Tyler Shough	Shuck
Dadrión Taylor-Demerson	Day-dree-un
Rayshad Williams	Ray-shad

ALPHABETICAL ROSTER

NO	NAME	POS
16	Jaden Morris	QB
26	Sammy Morris IV	DB
2	Behren Morton	QB
90	Ansel Nedore	DL
18	Tyler Owens	DB
2	Jalon Peoples	DB
72	Landon Peterson	OL
8	Jesiah Pierre	LB
31	Joseph Plunk	DB
1	Myles Price	WR
3	Bryce Ramirez	OLB
20	Marcus Ramon-Edwards	DB
94	Braylon Rigsby	DL
13	Ben Roberts	LB
34	Bryce Robinson	LB
39	Charles Robinson	TE
69	Caleb Rodkey	OL
10	Jacob Rodriguez	LB
76	Caleb Rogers	OL
28	Jordan Sanford	DB
63	Dylan Shaw	OL
12	Tyler Shough	QB
74	Daniel Sill	OL
17	Isaac Smith	OLB
40	Wesley Smith	LB
6	J.J. Sparkman	WR
70	Cole Spencer	OL
19	Dylan Spencer	OLB
53	Rusty Staats	OL
16	Marquez Stevenson	DB
17	Jake Strong	QB
1	Dadrión Taylor-Demerson	DB
43	Henry Teeter	FB
80	Mason Tharp	TE
30	Miles Thompson	DB
45	Terrell Tilmon	OLB
0	Cam'Ron Valdez	RB
87	Kelby Valsin	WR
96	Amier Washington	DL
21	Cameron Watts	DB
86	T.J. West	WR
38	Anthony White	DB
14	Xavier White	WR
19	Haydon Wiginton	WR
56	Dennis Wilburn	OL
0	Rayshad Williams	DB
24	Anquan Willis	RB
65	Sheridan Wilson	OL
15	Robert Wooten	OLB
15	Jayden York	TE
33	Matthew Young	TE

OFFENSIVE ROSTER BREAKDOWN

RETURNING/LOST

STARTERS RETURNING (10)

QB	Tyler Shough
RB	Tahj Brooks
WR	Jerand Bradley
WR	Myles Price
WR	Xavier White
TE	Mason Tharp
OL	Monroe Mills
OL	Landon Peterson
OL	Caleb Rogers
OL	Dennis Wilburn

OTHER RETURNERS WITH STARTING EXPERIENCE (10)

QB	Behren Morton
OL	Ty Buchanan
OL	Jacoby Jackson
OL	Matt Keeler
WR	Brady Boyd
WR	Loic Fouonji
WR	Nehemiah Martinez I
WR	J.J. Sparkman
TE	Baylor Cupp
TE	Henry Teeter

LETTERWINNERS RETURNING (24)

QB	Behren Morton
QB	Tyler Shough
RB	Tahj Brooks
RB	Cam'Ron Valdez
OL	Ty Buchanan
OL	Jacoby Jackson
OL	Matt Keeler
OL	Monroe Mills
OL	Landon Peterson
OL	Caleb Rogers
OL	Dennis Wilburn
WR	Brady Boyd
WR	Jerand Bradley
WR	Jordan Brown
WR	Loic Fouonji
WR	Drew Hocutt
WR	Nehemiah Martinez I
WR	Myles Price
WR	J.J. Sparkman
WR	Xavier White
TE	Baylor Cupp
TE	Henry Teeter
TE	Mason Tharp
TE	Jayden York

STARTERS LOST (1)

OL	Weston Wright
----	---------------

LETTERWINNERS LOST (5)

QB	Donovan Smith
RB	SaRodorick Thompson
OL	Ethan Carde
OL	Weston Wright
WR	Trey Cleveland III

SPECIALISTS RETURNING (2)

LS	Jackson Knotts
P	Austin McNamara

SPECIALISTS LOST (1)

K	Trey Wolff
---	------------

QUARTERBACKS

2	Behren Morton	6-2	215	So-1L	Eastland, Texas (Eastland)
12	Tyler Shough	6-5	230	Sr-2L	Chandler, Ariz. (Hamilton)
17	Jake Strong	6-1	210	Fr-HS	Justin, Texas (Northwest)
18	Will Burns	6-2	200	Fr-HS	Mission Viejo, Calif. (Mission Viejo)
23	Cooper LaFebre	6-1	175	So-SQ	Lubbock, Texas (Cooper)

RUNNING BACKS

0	Cam'Ron Valdez	5-9	205	So-1L	Rockdale, Texas (Rockdale)
16	Jaden Morris	5-11	205	Fr-RS	Arlington, Texas (Lamar)
22	Bryson Donnell	5-10	220	Fr-RS	Tyler, Texas (Legacy)
24	Anquan Willis	6-0	220	Fr-HS	Wichita Falls, Texas (Rider)
25	JMaury Davis	5-11	180	Fr-HS	Clarendon, Texas (Clarendon)
28	Tahj Brooks	5-10	230	Sr-3L	Manor, Texas (Manor)

TIGHT ENDS

15	Jayden York	6-4	250	Jr-1L	Austin, Texas (Bowie)
33	Matthew Young^	6-1	250	Sr-1L	Las Cruces, N.M. (Oñate)
39	Charles Robinson	6-0	250	So-SQ	Lubbock, Texas (Coronado)
43	Henry Teeter^	6-4	250	Sr-2L	San Angelo, Texas (Central)
80	Mason Tharp	6-9	270	Jr-2L	Klein, Texas (Klein)
83	Jack Esparza	6-4	240	Fr-RS	Austin, Texas (St. Michael's Catholic)
88	Baylor Cupp	6-6	260	Sr-1L	Brock, Texas (Brock)

WIDE RECEIVERS

1	Myles Price	5-10	190	Sr-3L	The Colony, Texas (The Colony)
4	Jordan Brown	5-11	185	Jr-1L	Dallas, Texas (DeSoto)
6	J.J. Sparkman	6-4	225	Jr-2L	Longview, Texas (Pine Tree)
8	Coy Eakin	6-2	210	Fr-RS	Stephenville, Texas (Stephenville)
9	Jerand Bradley	6-5	220	So-1L	Frisco, Texas (DeSoto)
10	Drae McCray	5-9	185	Jr-TR	Tallahassee, Fla. (North Florida Christian)
11	Loic Fouonji	6-4	215	Sr-3L	Midland, Texas (Lee)
13	Brady Boyd	6-1	205	Jr-1L	Southlake, Texas (Southlake Carroll)
14	Xavier White^	6-0	195	Sr-3L	Lubbock, Texas (Monterey)
19	Haydon Wiginton	5-11	195	So-SQ	Midlothian, Texas (Heritage)
20	Nehemiah Martinez I	5-9	205	Jr-2L	Lubbock, Texas (Cooper)
21	Tyler King	5-9	180	Fr-RS	Houston, Texas (Alief Taylor)
82	Drew Hocutt	6-0	190	Jr-1L	Lubbock, Texas (Frenship)
84	D.J. Crest	6-3	195	Fr-HS	El Paso, Texas (Parkland)
85	Aiden Meeks	5-10	175	Fr-HS	Rockwall, Texas (Rockwall)
86	T.J. West	6-1	195	Fr-HS	Houston, Texas (Humble)
87	Kelby Valsin	6-1	195	Fr-HS	Arlington, Texas (Bowie)

OFFENSIVE LINE

53	Rusty Staats	6-5	320	Sr-TR	Watertown, Tenn. (Watertown)
54	Kaden Carr	6-6	320	Fr-HS	Canadian, Texas (Lubbock Cooper)
56	Dennis Wilburn^	6-3	325	Sr-1L	Humble, Texas (Nimitz)
60	Nick Fattig	6-4	290	Fr-HS	League City, Texas (Clear Springs)
63	Dylan Shaw	6-4	310	Fr-HS	Corpus Christi, Texas (Flour Bluff)
64	Jurrien Loftin	6-5	315	Fr-RS	Aledo, Texas (Aledo)
65	Sheridan Wilson	6-5	300	Fr-RS	Argyle, Texas (Argyle)
66	Matt Keeler	6-6	305	So-1L	Chicago, Ill. (Nazareth Academy)
67	Dalton Merryman	6-9	305	So-TR	Montgomery, Texas (Mongomery)
68	Seth Martin	6-3	300	Fr-RS	Fort Worth, Texas (Everman)
69	Caleb Rodkey	6-4	315	So-SQ	Missouri City, Texas (Ridge Point)
70	Cole Spencer^	6-4	300	Sr-RS	Louisville, Ky. (Trinity)
71	Monroe Mills	6-6	315	Jr-1L	Columbia, Mo. (Father Tolton)
72	Landon Peterson	6-6	300	Sr-3L	Odessa, Texas (Permian)
74	Daniel Sill	6-5	305	Fr-HS	College Station, Texas (A&M Consolidated)
75	Jacoby Jackson	6-6	320	So-1L	Arlington, Texas (Mansfield Summit)
76	Caleb Rogers	6-5	310	Sr-3L	Mansfield, Texas (Lake Ridge)
77	Garrett Morphis	6-4	310	Fr-HS	Monticello, Ark. (Waco Midway - TX)
79	Ty Buchanan	6-6	310	So-1L	Corpus Christi, Texas (Calallen)

SPECIALISTS

30	Jackson Knotts	5-11	190	Jr-2L	Plant City, Fla. (Plant City)
31	Austin McNamara^	6-4	210	Sr-4L	Gilbert, Ariz. (Highland)
37	Brook Honore Jr.	6-0	185	Fr-RS	Manvel, Texas (Manvel)
38	Reese Burkhardt	6-1	205	Jr-TR	Andalusia, Ala. (Andalusia)
47	Jacob Mauch	6-3	220	Sr-SQ	Covina, Calif. (South Hills)
48	Stone Harrington	6-3	185	Fr-RS	Colleyville, Texas (Colleyville)
99	Gino Garcia	6-2	215	Sr-RS	Richardson, Texas (Pearce)



DEFENSIVE ROSTER BREAKDOWN

DEFENSIVE LINE

5	Quincy Ledet Jr.	6-2	305	Sr-TR	Orange, Texas (West Orange-Stark)
15	Robert Wooten	6-3	270	Jr-1L	Stafford, Texas (Stafford)
47	Tanner Allen	6-3	285	Fr-RS	Bryan, Texas (Bryan)
49	Tre'Darius Brown	6-2	300	Fr-HS	Natchitoches, La. (Natchitoches Central)
51	Jayden Cofield	6-2	305	Fr-HS	Austin, Texas (Manor)
91	Blake Burris	6-5	300	So-1L	Irving, Texas (Parish Episcopal)
93	Trevon McAlpine	6-3	300	Fr-RS	Saraland, Ala. (Saraland)
94	Braylon Rigsby	6-2	295	Fr-HS	Woodville, Texas (Woodville)
95	Jaylon Hutchings <sup>*</sup>	6-0	305	Sr-4L	Forney, Texas (Forney)
96	Amier Washington	6-2	275	Fr-HS	Orange, Texas (Little Cypress-Mauriceville)
97	Tony Bradford Jr. <sup>*</sup>	6-1	300	Sr-4L	Houston, Texas (North Shore)
98	E'Maurion Banks	6-5	305	So-SQ	Wichita Falls, Texas (Rider)

OUTSIDE LINEBACKERS

3	Bryce Ramirez	6-2	245	Sr-1L	Missouri City, Texas (George Ranch)
6	Myles Cole <sup>*</sup>	6-6	280	Sr-1L	Shreveport, La. (Evangel Christian Academy)
7	Steve Linton	6-5	235	Sr-TR	Dublin, Ga. (Dublin)
11	Charles Esters III	6-3	260	So-SQ	Cedar Hill, Texas (Cedar Hill)
14	Joseph Adedire	6-3	265	So-1L	Mansfield, Texas (Summit)
17	Isaac Smith	6-6	260	So-1L	Wagoner, Okla. (Wagoner)
19	Dylan Spencer	6-5	245	Fr-HS	Orange, Texas (C.E. King)
33	Harvey Dyson III	6-3	250	Fr-RS	Cedar Hill, Texas (Cedar Hill)
43	Chris Lemons	6-2	205	Fr-HS	Prosper, Texas (Prosper)
45	Terrell Tilmon	6-5	230	So-TR	Mansfield, Texas (Timberview)
46	Isaiah Crawford	6-4	230	Fr-HS	Post, Texas (Post)
90	Ansel Nedore	6-3	275	Fr-HS	Round Rock, Texas (Round Rock)
99	Sam Carrell	6-4	270	So-SQ	Albuquerque, N.M. (Sandia)

INSIDE LINEBACKERS

8	Jesiah Pierre	6-2	240	Sr-2L	Mount Dora, Fla. (Christian Academy)
10	Jacob Rodriguez	6-1	235	Jr-1L	Wichita Falls, Texas (Rider)
13	Ben Roberts	6-3	230	Fr-RS	Haslet, Texas (Eaton)
32	Tyrique Matthews <sup>*</sup>	5-11	235	Sr-4L	Houston, Texas (Eisenhower)
34	Bryce Robinson	6-2	235	Sr-SQ	Sachse, Texas (Sachse)
35	Miquel Dingle Jr.	6-2	220	Fr-HS	Charleston, S.C. (Byrnes)
36	Justin Horne	6-0	220	Fr-HS	New Orleans, La. (John Curtis Christian)
40	Wesley Smith	5-10	220	So-1L	Midland, Texas (Legacy)
41	Ty Kana	6-2	230	Fr-RS	Katy, Texas (Katy)
42	John Curry	6-2	220	Fr-HS	Lubbock, Texas (Coronado)
48	Gage Elder	5-11	225	So-SQ	Rockwall, Texas (Rockwall)
50	Trent Low	6-1	220	Jr-1L	Midland, Texas (Lee)

DEFENSIVE BACKS

0	Rayshad Williams <sup>*</sup>	6-3	215	Sr-2L	Memphis, Tenn. (Whitehaven)
1	Dadrión Taylor-Demerson <sup>*</sup>	5-11	195	Sr-4L	Oklahoma City, Okla. (Carl Albert)
2	Jalon Peoples	5-11	185	Fr-RS	Cedar Hill, Texas (Cedar Hill)
4	Nate Floyd	6-0	190	Jr-1L	College Station, Texas (A&M Consolidated)
9	C.J. Baskerville	6-3	215	Jr-TR	North Richland Hills, Texas (Richland)
12	Bralyn Lux	5-11	175	Sr-TR	San Jose, Calif. (King's Academy)
16	Macho Stevenson	6-1	190	Fr-HS	Shreveport, La. (Captain Shreve)
18	Tyler Owens <sup>*</sup>	6-2	210	Sr-1L	Plano, Texas (Plano East)
19	A.J. McCarty	6-0	190	Jr-TR	Brownwood, Texas (Brownwood)
20	Marcus Ramon-Edwards	6-3	210	Fr-HS	Lubbock, Texas (Trinity)
21	Cameron Watts	5-11	200	Sr-2L	Tulsa, Okla. (Union)
22	Maurion Horn	5-11	180	Fr-RS	Broken Arrow, Okla. (Broken Arrow)
23	Landon Hullaby	6-0	205	Fr-RS	Mansfield, Texas (Timberview)
24	Malik Dunlap <sup>*</sup>	6-3	220	Sr-2L	Charlotte, N.C. (Harding)
25	Chapman Lewis	6-1	180	Fr-HS	Burleson, Texas (Burleson Centennial)
26	Sammy Morris IV	6-1	205	So-SQ	Prosper, Texas (Prosper)
27	Brenden Jordan	6-0	215	Fr-HS	Mansfield, Texas (Mansfield)
28	Jordan Sanford	6-0	195	Fr-HS	Arlington, Texas (Mansfield Timberview)
29	Chief Collins	5-11	200	So-SQ	Lucas, Texas (Lovejoy)
30	Miles Thompson	5-11	175	Fr-HS	Cedar Rapids, Iowa (Washington)
31	Joseph Plunk	5-10	180	Jr-1L	Amarillo, Texas (Tascosa)
38	Anthony White	6-0	185	Fr-HS	Abernathy, Texas (Abernathy)
39	Luke Dillingham	6-1	200	Jr-SQ	Brock, Texas (Brock)

RETURNING/LOST

STARTERS RETURNING (6)

DL	Tony Bradford Jr.
DL	Jaylon Hutchings
LB	Jesiah Pierre
DB	Malik Dunlap
DB	Dadrión Taylor-Demerson
DB	Rayshad Williams

RETURNERS WITH STARTING EXPERIENCE (6)

DL	Robert Wooten
OLB	Joseph Adedire
OLB	Myles Cole
OLB	Bryce Ramirez
OLB	Isaac Smith
DB	Tyler Owens

LETTERWINNERS RETURNING (17)

DL	Tony Bradford Jr.
DL	Blake Burris
DL	Jaylon Hutchings
DL	Robert Wooten
OLB	Joseph Adedire
OLB	Myles Cole
OLB	Bryce Ramirez
OLB	Isaac Smith
LB	Trent Low
LB	Tyrique Matthews
LB	Jesiah Pierre
LB	Jacob Rodriguez
DB	Malik Dunlap
DB	Tyler Owens
DB	Joseph Plunk
DB	Dadrión Taylor-Demerson
DB	Rayshad Williams

STARTERS LOST (5)

OLB	Tyree Wilson
LB	Kosi Eldridge
LB	Krishon Merriweather
DB	Marquis Waters
DB	Reggie Pearson Jr.

LETTERWINNERS LOST (13)

DL	Phillip Blidi
DL	Vidal Scott Jr.
OLB	Tyree Wilson
LB	Jackson Baggett
LB	Patrick Curley
LB	Kosi Eldridge
LB	Krishon Merriweather
LB	Dimitri Moore
DB	Keyon Blankenbaker
DB	Adrian Frye
DB	Kobee Minor
DB	Marquis Waters
DB	Reggie Pearson Jr.



## OFFENSIVE DEPTH CHART: NOTES

## LEFT TACKLE

**71 MONROE MILLS**  
Jr. | 6-6 | 315

• Joined TTU spring '22 after first two years at Oklahoma St. Shifted to LT in '23 after starting 10 games for Tech at RT last year. Suffered injury prior to '22 WVU game, which led to playing 10 of 13 games. Earned bachelor's summer 2023; used break built into fall camp schedule to walk stage on Aug. 5.

**79 TY BUCHANAN**  
So. | 6-6 | 310

• Tech's primary backup for both tackle positions majority of '22 season. Arrived summer of '22; transferred from USC after one redshirt season. Injured in 1st career start (at TCU, 11/5); missed remainder of year. A consensus top-100 state recruit coming out of Corpus Christi Calallen.

## WIDE RECEIVER (Z)

**9 JERAND BRADLEY**  
So. | 6-5 | 220

• Preseason All-Big 12 WR ... in '22, was just the 6th freshman since 1972 to lead the team in rec. yards (744) - also led team in rec. (51) and rec. TDs (6) in only nine starts. Named a 2nd Team Freshman All-American by The Athletic. Tallied over 3,000 yards receiving in his three HS seasons (Texas-6A).

**6 J.J. SPARKMAN**  
Jr. | 6-4 | 225

• In '21, had knack for national attention, featured on "You Got Moss'd" on ESPN twice (at OU/ vs. Miss St.). This season praised for being a great run/pass blocker. East Texas native, son of an oil-field worker and a nurse, the oldest of three — fishing enthusiast — frequented Lake Fork back home.

## LEFT GUARD

**75 JACOBY JACKSON**  
So. | 6-6 | 320

• Was Tech's 6th-man for OL in '22 and appears so in '23; started at RG in wk-2 for an inj. Wilburn and filled in for an inj. Spencer over the prev. five games. Plugged in at LG for 1st-ever start at NC St.; started final five gms at RG in '22 for Peterson's inj. Both father, Cedric, and uncle, Byron, played in the NFL.

**70 COLE SPENCER**  
Sr. | 6-4 | 300

• Added to Tech roster in '22 as a six-year, 44-game starter from WKU to add exp. to the 2022 OL; now a 7th-year senior that will bolster the 2023 OL after a medical RS year (knee/back). Playing guard for first time having played tackle entire football career. Enjoys grilling BBQ. Owns two master's degrees.

## WIDE RECEIVER (H)

**10 DRAE MCCRAY**  
Jr. | 5-9 | 185

• Comes to Texas Tech as an FCS All-American from Austin Peay - the same program tight ends coach Josh Cochran joined the Red Raiders from the year before. Can play inside and outside for TTU. Finished Austin Peay career w/ a 12-catch 92-yard outing at Alabama on Nov. 19, 2022.

**13 BRADY BOYD**  
Jr. | 6-1 | 205

• Second-year Red Raider that transferred from Minnesota; welcomed by a familiar face in Joey McGuire; McGuire and Kris Boyd, Brady's father coached together at Cedar Hill HS. Played in nine games at Minnesota before joining Tech; made first career start in '22 in Red Raiders' Nov. 26 win vs. Oklahoma.

## CENTER

**56 DENNIS WILBURN**  
Sr. | 6-3 | 325

• Arrived at Tech as a walk-on in '22 after four years split between FCS & JuCo. Earned starting center spot in '22 - never played C before - and started all 13 games at C; shifted to natural G position in '23; shifted back to C for TCU contest to due Staats' arm injury. Earned B.A. first in family to be a college grad.

**65 SHERIDAN WILSON**  
R-Fr. | 6-5 | 300

• Comes from a strong lineage of football players. His father Jon Wilson, a four-year starter for Auburn from 1988-92, and his older brother, Preston Wilson, is currently a senior at Oklahoma State and its starting center. Won Class 4A Division I state title junior season.

## WIDE RECEIVER (Y)

**1 MYLES PRICE**  
Sr. | 5-10 | 190

• Has averaged at least 3.0 rec/gm each year since 2020 true freshman season. One of 15 FBS players to record at least 13 catches in a game in '22, which was a career-high in Tech's win over Texas on Sept. 24, 2022. One of the smaller players on the team, but known for being the loudest personality.

**14 XAVIER WHITE**  
Sr. | 6-0 | 195

• From WR in 2019, to running back in 2020 & 2021, White returned to WR in 2022 and will be slotted as such again in '23. He entered '23 as the team leader in career all-purpose yards (2,067). Local Lubbock product that went to HS less than five miles away from Jones AT&T Stadium.

## RIGHT GUARD

**53 RUSTY STAATS**  
Sr. | 6-5 | 320

• First-year Red Raider who reconnected with coaches Kittley and Hamby, and former teammate Spencer from 5-year WKU career. Started 27 games over previous two seasons. Committed to Navy out of high school; hometown of Watertown, Tenn. is population 1,553; Class 2A HS football.

**72 LANDON PETERSON**  
Sr. | 6-6 | 300

• Earned starting nod out of '22 camp. Started first 8 games at RG before season-ending injury. Played soccer (goalie) before football, dad was head men's soccer coach at UT Permian Basin for 22 years, began football as HS freshman. Was a kicker as Fr., deep snapper as So. and moved to OL as a junior.

## WIDE RECEIVER (X)

**8 COY EAKIN**  
R-Fr. | 6-2 | 210

• Led the nation with 2,140 receiving yards in HS senior season as he helped his team go 16-0 and win the 2021 Class 4A D-I state title. Started true freshman season on Tech's 2-deep. Suffered injuries each of the last two seasons in fall camp delaying starts to his years. Held three Power Five (Tech, TCU, Washington State) offers.

**4 JORDAN BROWN**  
Jr. | 5-11 | 185

• A second-year Red Raider after joining team in '22 following two years at Kansas. Emerged as a kick return threat late in the '22 season after recovering from a preseason injury. Had a solid '23 fall camp that has propelled him to increased offensive snaps. Added 10 lbs. to frame this past offseason.

## RIGHT TACKLE

**76 CALEB ROGERS**  
Sr. | 6-5 | 310

• With 40 career starts at Tech, is the most experienced player in Red Raiders' offense. Returns to RT in '23 after playing LT in '22. Has experience at RT, starting 13/13 games in '21. Owned three starts at LT to close 2020, which attributes to his 40-game starts streak. Once recruited to Baylor by Joey McGuire.

**66 MATT KEELER**  
So. | 6-6 | 305

• Saw two starts at RT in '22 - the first coming versus West Virginia. Two days prior to playing WVU, learned he would be starting his first FBS game. Broken wrist in HS narrowed options; FBS offers started while at Coffeyville CC, including Arizona St., Miss St., Va Tech, Mich St. & Illinois.

## TIGHT END

**80 MASON THARP**  
Jr. | 6-9 | 270

• Added 10 lbs. to his 6-9 frame in each of the last two offseasons. Behren Morton, roommate, aided recruitment of Tharp, dating back to his junior day. Caught Morton's 1st career TD pass. Wears 3X-size gloves for hands that measure 10.5 inches. Credited w/ 412 off. snaps in '22 by PFF; led TTU for TEs despite missing 3 games.

**88 BAYLOR CUPP**  
Sr. | 6-6 | 260

• Second-year transfer from Texas A&M. Out of HS, was ranked the top tight end and the No. 2 recruit in the state by 247Sports. Played in 10 games over three years (2019-21) while battling injuries at A&M. Started 6 of last 7 games of '22 season; caught game-deciding TD at Iowa State in 4th Qtr. that clinched bowl eligibility for Tech.

## QUARTERBACK

**2 BEHREN MORTON**  
So. | 6-2 | 215

• Back in the mix as the starter for the second season in a row to spell on an injured Tyler Shough. Displayed potential in four starts during 2022 redshirt freshman season that made him highest-rated QB signee in program history. Starting debut came on the road Oct. 8, 2022 at No. 7 Okla. State - answered by becoming fourth freshman since 1999 to have 300-yard passing game in first career start. Part of a TTU offense that became second FBS program since 1996 to have three different QBs throw for at least 1,000 yards in a season. Totaled more than 8,800 passing yards and 84 touchdowns in three seasons at Eastland High School. He was a consensus four-star prospect, ranking sixth nationally among pro-style quarterbacks. He grew up in Lubbock for part of his youth as his father was the head football coach at Monterey HS in Lubbock for 11 years.

**17 JAKE STRONG**  
Fr. | 6-1 | 210

• True freshman. One of the top quarterback prospects in the state of Texas ... set Northwest High School records for career passing yards (6,688), passing touchdowns (82), total yards (8,284) and total touchdowns (100) during his career -- a 5A program located in Justin, Texas - approx. 30 min. north of Fort Worth. Was a three-year starter, however, was called up to the varsity team seven weeks into his freshman season and saw significant snaps. As a sophomore, became the full-time starter and led an offense that averaged 458 yards per game and scored more than 50 points in five games. Strong won District 3-5A-I Newcomer of the Year. Zach Kittley offered Strong his first FBS scholarship when he held the same position at Western Kentucky. He again offered once on the Tech coaching staff and Strong committed two days later making head coach Joey McGuire's first quarterback commitment. Rated a four-star prospect by ESPN and a three-star recruit by 247Sports, Rivals and ON3.com. Joined the Red Raiders spring 2023 and went through spring practices.

## RUNNING BACK

**28 TAHJ BROOKS**  
Sr. | 5-10 | 230

• At current pace, he would become the first Red Raider since Baron Batch in 2010 to lead the team in rushing over three-consecutive seasons. Brooks and SaRodrick Thompson Jr. formed one of the top 1-2 running back combos in football over the previous three seasons in Lubbock, but since Thompson left, the bulk of the workload is with Brooks, alongside sophomore Cam/Ron Valdez in 2023. In game No. 7 of the 2023 season, Brooks surpassed his 2022 single season best rushing total mark of 691 yards as he entered the game with 688, breezing past it with 98 rushing yards to set a new single season career-high. Brooks led the Red Raiders with 691 yards in 2022 and 568 yards in 2021 and is now making a dent into the Red Raiders' all-time Top 10 for career rushing yards and all-time Top 10 for single season rushing yards. From Austin area Manor HS where he registered three seasons of at least 1,000 yards rushing. Brooks held his first youth camp in June at Manor High School; a free event that had more than 200 kids attend his camp on Father's Day, June 18. An endzone celebration pointing to his wrist to open the 2021 season versus Houston at NRG Stadium, has grown into the staple celebration "Brooks Time."

**0 CAM'RON VALDEZ**  
So. | 5-9 | 205

• Sideline last season, the 4-star Rivals prospect displayed his potential late in the 2022 season. Not only was Valdez slotted behind one of the top 1-2 punches between SaRodrick Thompson Jr. and Tahj Brooks last season, he suffered a leg injury during the 2022 preseason that kept him out of the first eight games of the season. Made his season debut at TCU on Nov. 5, receiving three carries late totaling 71 yards as burst for 38 on one of the three runs. Cousins with Red Raider great Le'Raven Clark who was selected in the third round of the 2016 NFL Draft by Indianapolis Colts; entering eighth NFL season in '23 playing for the Philadelphia Eagles.

## DEFENSIVE DEPTH CHART: NOTES

## TACKLE

**95 JAYLON HUTCHINGS**  
Sr. | 6-0 | 305

- Has started 57 consecutive games for the Red Raiders, the nation's second longest active streak. Teammates call him J-Boog. A force who was once a H.S. RB, now owns a 500-lb. bench, a 700-lb. squat & clocked at 18mph. 2nd-highest graded returning DT in Big 12 by PFF.

**5 QUINCY LEDET JR.**  
Sr. | 6-2 | 305

- A newcomer but with strong ties to TTU program. Joins Red Raiders as second transfer from UL-Monroe in as many years, teaming up with Myles Cole. Played HS football at same HS that TTU GM James Blanchard did during his playing days - both from Orange. Has two years eligibility remaining.

## WILL

**3 BRYCE RAMIREZ**  
Sr. | 6-6 | 260

- On the watch list for '23 Comeback POY, suffered a compound leg fracture in first career start at NC State (9/17/22). Surprised with a scholarship prior to the 2021 season getting underway. After first two seasons on scout team (2019-20), inserted into each of the final seven games of the 2021 season, special teams.

**10 JACOB RODRIGUEZ**  
Jr. | 6-1 | 235

- A HS QB that spent first collegiate season at U of Virginia in '21 as a QB, blossomed into a productive Tech linebacker in '22. Passed for more than 7,000 yards and ran for more than 3,000 yards in three HS seasons. Played in 12/13 games in '22 posting 29 TKLs, 3 TFLs and 1 FF. Missed most '23 season after injury at Wyoming.

## STAR

**18 TYLER OWENS**  
Sr. | 6-2 | 210

- A former five-star safety that transferred to Tech with two years eligibility prior to '22 season from Texas. Vertical-jumped over 40 inches this past offseason; clocked running at more than 23mph in a game. Closed '22 season w/ career-high six tackles to go along with an INT and a forced fumble in the Texas Bowl win versus Ole Miss.

**27 BRENDEN JORDAN**  
Fr. | 6-0 | 115

- A 247Sports 4-star recruit that attended Mansfield HS in the DFW metroplex. Member of ESPN300 at No. 224 overall nationally and regarded as the No. 13 safety nationally by ESPN. Started on varsity as a freshman. Saints are favorite NFL team. Nickname is B.J.; favorite restaurant is B.J.'s

## NOSE

**97 TONY BRADFORD JR.**  
Sr. | 6-1 | 300

- A staple on the D-Line since 2019 (53 GP/36 GS). Referred to by Joey McGuire as "the mayor of Lubbock" because of his personality and community service. Intern with the Texas Tech Police Department since the spring of 2020. Named to 2022 AFCA Good Works Team; honored Dec. 31, 2022 at the Sugar Bowl.

**98 E'MAURION BANKS**  
So. | 6-5 | 305

- Credited by HC McGuire as one of TTU's most improved players late in the '22 season; manufactured Texas Bowl practices into seeing most significant action as a Red Raider in the bowl game. Was state top-100 recruit out of Rider HS in Wichita Falls. Goes by the nickname "Dooda".

## MIKE

**13 BEN ROBERTS**  
R-Fr. | 6-3 | 230

- Thrust into starting role in week 2 contest vs. Oregon and delivered in 1st career start with 12 tkl, 1.5 TFLs, 0.5 sacks and 1 FF. Appeared in two gms as a true frosh. Shifted from safety at HS level to LB in college. A consensus 3-star recruit from DFW area that garnered first-team 6A all-district honors.

**8 JESIAH PIERRE**  
Sr. | 6-2 | 240

- Returns to ILB in '23, a position he played two seasons at UF and in HS after playing OLB for the first time in his career last season. Tallied a career-high 14 tackles in first start of '23 season at Wyoming in return to ILB. A Haitian-American, mother a native of Haiti. Can understand some Creole.

## SAFETY

**1 DADRION TAYLOR-DEMERTON**  
Sr. | 5-11 | 195

- Affectionately known as "Rabbit" since the 2nd grade to friends and family, coined from playing football as one of the smallest players on the team. Storied HS career included three-straight state titles [OKla.] and Player of the Year honors. In March 2022, became father to daughter Layla Grace.

**25 CHAPMAN LEWIS**  
Fr. | 6-1 | 180

- A true freshman hailing from Burleson Centennial in the DFW metroplex that joined the team for spring football. Shifted to safety in the fall after taking reps at both corner spots in the spring; spurred by the depth Bralyn Lux added in June. Recruited by TCU, UCLA, Utah and others. Mother played basketball at Alabama A&M.

## EDGE

**6 MYLES COLE**  
Sr. | 6-6 | 280

- Moves from Coach Fitch's (DL) meeting room to Coach Ah You's (OLB) in 2023. The 6-6, 280-pounder that has an 86-inch wingspan - clocked with a 20.3mph max speed - takes the task to replace No. 7 overall draft pick Tyree Wilson on the edge. A native of Shreveport, Louisiana.

**19 DYLAN SPENCER**  
Fr. | 6-5 | 245

- From Class 6A Houston King, was a unanimous state top-100 prospect. Senior year had 75 tackles, including 20 tackles for loss and nine sacks. Switched oral commitment from Texas to Texas Tech late during recruiting process. Listed as a four-star prospect by both ESPN and ON3.com.

## OLB

**14 JOSEPH ADEDIRÉ**  
So. | 6-3 | 265

- Led true freshman in '22 with six starts. Chose Tech over offers from more than a dozen power-5 programs, including LSU, Michigan & Oregon. Was HS teammates w/ OL Jacoby Jackson. Switched to his previous H.S. number this offseason - 14.

**7 STEVE LINTON**  
Sr. | 6-5 | 235

- Gained approx. 15 lbs. over offseason, listed at 219 last season at Syracuse. Owned 3.5 career sacks and 6.0 TFLs in 29 career games at SU. Also on basketball and track teams in HS. NFL draft analyst Dane Brugler ranks him as the No. 8 senior-year edge rusher for the 2024 draft.

## SAFETY

**9 C.J. BASKERVILLE**  
Jr. | 6-3 | 215

- Arrives to Tech in '23 after two seasons at San Diego State; played boundary safety for SDSU. Is a Texas product. Born in Houston; played at Katy HS (Fr./So.) before moving to DFW area. Richland HS coach Ged Kates endorsed McGuire in transfer process. Received D1 offers for WR & DB in high school. C.J. is short for Christopher Julian.

**28 JORDAN SANFORD**  
Fr. | 6-0 | 190

- The second Mansfield Timberview defensive back product to join the Red Raiders in as many years as he joins former teammate Landon Hullahy at Texas Tech. A T&F stand out, setting PRs of 10.55 seconds in the 100m and 21.74 in the 200m as a senior. Consensus four-star prospect by the likes of 247Sports, Rivals, ESPN and ON3.com.

## CORNERBACK

**24 MALIK DUNLAP**  
Sr. | 6-3 | 220

- Tech's sole returner who was a member of last year's All-Big 12 Team (2nd-Team DB). Had most productive season of career in '22, making 11 of 22 career starts - started 11/12 gms played in. Ranked 2nd in Big 12 w/ 11 PBUs. Appeared in 7 games, 1 start, fighting injuries in 1st season at Tech in '21, after 3 years at NC St.

**22 MAURION HORN**  
R-Fr. | 5-11 | 180

- Consensus four-star recruit by the likes of 247Sports, Rivals and ESPN ... recognized as the No. 27 cornerback in the 2022 class and the No. 5 player in the state of Oklahoma by ESPN. Standout two-way player on the HS level splitting time as a RB and DB during prep career. Did not see the field as a true freshman for the Red Raiders.

GAME-BY-GAME STARTERS

OFFENSE

GAME	QB	RB	TE	WR	WR	WR	LT	LG	C	RG	RT
at Wyoming	Shough	Brooks	Tharp	Bradley	Price	Fouonji	Mills	Spencer	Staats	Wilburn	Rogers
Oregon	Shough	Brooks	Tharp	Bradley	White	Sparkman	Mills	Spencer	Staats	Jackson	Rogers
Tarleton State	Shough	Brooks	Tharp	Bradley	Price	Brown	Mills	Spencer	Staats	Wilburn	Rogers
at West Virginia	Shough	Brooks	Tharp	Bradley	White	Brown	Mills	Spencer	Staats	Wilburn	Rogers
Houston	Morton	Brooks	Tharp	Bradley	Price	Eakin	Mills	Spencer	Staats	Wilburn	Rogers
at Baylor	Morton	Brooks	Cupp	Bradley	Price	Eakin	Mills	Jackson	Staats	Wilburn	Rogers
Kansas State	Morton	Brooks	Cupp	Bradley	Price	Eakin	Mills	Jackson	Staats	Wilburn	Rogers
at BYU	Strong	Brooks	Cupp	York (TE)	Price	Eakin	Mills	Jackson	Staats	Wilburn	Rogers
TCU	Morton	Brooks	Cupp	Bradley	Price	White	Mills	Jackson	Wilburn	Staats	Rogers
at Kansas	Morton	Brooks	Cupp	Bradley	McCray	Eakin	Mills	Jackson	Wilburn	Staats	Rogers
UCF	Morton	Brooks	Cupp	Tharp (TE)	Brown	Eakin	Mills	Jackson	Wilburn	Staats	Rogers
at Texas	--	--	--	--	--	--	--	--	--	--	--

DEFENSE

GAME	NT	DT	EDGE	LB-WILL	LB-MIKE	OLB	==	CB	S	S	CB
at Wyoming	Hutchings	Bradford Jr.	Cole	Pierre	Rodriguez	Linton	Jordan (Star)	Williams	Taylor-Demerson	Owens	Lux
Oregon	Hutchings	Bradford Jr.	Cole	Pierre	Roberts	Linton	Jordan (Star)	Williams	Taylor-Demerson	Owens	Lux
Tarleton State	Hutchings	Bradford Jr.	Cole	Pierre	Roberts	Linton	Baskerville (Star)	Williams	Taylor-Demerson	Lux	Dunlap
at West Virginia	Hutchings	Bradford Jr.	Cole	Pierre	Roberts	Adedire	Baskerville (Star)	Williams	Taylor-Demerson	Owens	Dunlap
Houston	Hutchings	Bradford Jr.	Cole	Dingle Jr.	Roberts	Adedire	Baskerville (Star)	Williams	Taylor-Demerson	Owens	Dunlap
at Baylor	Hutchings	Bradford Jr.	Cole	Pierre	Roberts	Adedire	Baskerville (Star)	Lux	Taylor-Demerson	Owens	Dunlap
Kansas State	Hutchings	Bradford Jr.	Cole	Pierre	Roberts	Adedire	Esters (OLB)	Williams	Taylor-Demerson	Owens	Dunlap
at BYU	Hutchings	Bradford Jr.	Cole	Ramirez	Roberts	Linton	Baskerville (Star)	Williams	Taylor-Demerson	Owens	Dunlap
TCU	Hutchings	Bradford Jr.	Cole	Ramirez	Roberts	Adedire	Jordan (Star)	Williams	Taylor-Demerson	Baskerville	Dunlap
at Kansas	Hutchings	Bradford Jr.	Cole	Rodriguez	Roberts	Esters	Owens (Star)	Lux	Taylor-Demerson	Baskerville	Dunlap
UCF	Hutchings	Bradford Jr.	Cole	Rodriguez	Roberts	Adedire	Jordan (Star)	Lux	Taylor-Demerson	Baskerville	Dunlap
at Texas	--	--	--	--	--	--	--	--	--	--	--

STARTS LEADERS IN 2023		
PLAYER (CL.), POS.	STARTS	
1. Tony Bradford Jr. (Sr.), DL	11	
2. Tahj Brooks (Sr.), RB	11	
3. Myles Cole (Sr.), OLB	11	
4. Jaylon Hutchings (Sr.), DL	11	
5. Monroe Mills (Jr.), DL	11	
6. Caleb Rogers (Sr.), OL	11	
7. Rusty Staats (Sr.), OL	11	
8. Dadrion Taylor-Demerson (Sr.), DB	11	
9. Ben Roberts (RFr.), LB	10	
10. Dennis Wilburn (Sr.), OL	10	
11. Jerand Bradley (So.), WR	9	
12. Malik Dunlap (Sr.), DB	9	
13. Rayshad Williams (Sr.), DB	8	
14. Tyler Owens (Sr.), DB	8	
15. C.J. Baskerville (Jr.), DB	8	
16. Myles Price (Sr.), WR	7	
17. Jacoby Jackson (So.), OL	7	
18. Mason Tharp (Jr.), TE	6	
19. Jesiah Pierre (Sr.), LB	6	
20. Joseph Adedire (So.), OLB	6	
21. Bralyn Lux (Sr.), DB	6	
22. Coy Eakin (RFr.), WR	6	
23. Behren Morton (So.), QB	6	
24. Baylor Cupp (Sr.), TE	6	
25. Cole Spencer (Sr.), OL	5	
26. Tyler Shough (Sr.), QB	4	
27. Steve Linton (Sr.), OLB	4	
28. Brenden Jordan (Fr.), DB	4	
29. Xavier White (Sr.), WR	3	
30. Jordan Brown (Jr.), WR	3	
31. Jacob Rodriguez (Jr.), LB	3	
32. Bryce Ramirez (Sr.), OLB	2	
33. Charles Esters (So.), OLB	2	
34. Miquel Dingle Jr. (Fr.), LB	1	
35. Loic Fouonji (Sr.), WR	1	
36. J.J. Sparkman (Jr.), WR	1	
37. Jake Strong (Fr.), QB	1	
38. Jayden York (Jr.), TE	1	
39. Drae McCray (Jr.), WR	1	

CONSECUTIVE STARTS LEADERS	
PLAYER, POS.	CONSECUTIVE STARTS*
Jaylon Hutchings, DL	57
Caleb Rogers, OL	40
Tony Bradford Jr., DL	24
Dadrion Taylor-Demerson, DB	20
Monroe Mills, OL	15
Tahj Brooks, RB	11
Rusty Staats, OL	11
Myles Cole, OLB	11
Ben Roberts, LB	10
Dennis Wilburn, OL	9
Malik Dunlap, DB	9
Jacoby Jackson, OL	6
Baylor Cupp, TE	6
C.J. Baskerville, DB	4
Behren Morton, QB	3
Bralyn Lux, DB	2
Coy Eakin, WR	2
Jacob Rodriguez, LB	2
Jordan Brown, WR	1
Mason Tharp, TE	1
Brenden Jordan, DB	1
Joseph Adedire, OLB	1

\* consecutive starts at Texas Tech

NEWCOMER TRACKER	
TRANSFERS	GP/GS
#53 Rusty Staats (Sr.), OL	11/11
#10 Drae McCray (Jr.), WR	11/1
#38 Reese Burkhardt (Jr.), K	11/0
#45 Terrell Tilton (So.), OLB	11/0
#5 Quincy Ledet Jr. (Sr.), DL	11/0
#12 Braylyn Lux (Sr.), DB	10/6
#9 C.J. Baskerville (Jr.), DB	9/8
#7 Steve Linton (Sr.), OLB	8/4
TRUE FRESHMEN	
GP/GS	
#27 Brenden Jordan, DB	11/4
#25 Chapman Lewis, DB	10/0
#28 Jordan Sanford, DB	9/0
#19 Dylan Spencer, OLB	7/0
=====	
#35 Miquel Dingle Jr., LB	4/1
#42 John Curry, LB	4/0
#17 Jake Strong, QB	1/1
#94 Braylon Rigbsby, DL	1/0
#51 Jayden Cofield, DL	1/0



GAME 12 DEPTH CHART

OFFENSE

QB	2	Behren Morton	6-2	215	So.-1L
	17	Jake Strong	6-1	210	Fr.-HS
RB	28	Tahj Brooks	5-10	230	Sr.-3L
	0	Cam'Ron Valdez	5-9	205	So.-1L
Z	9	Jerand Bradley	6-5	220	So.-1L
	6	J.J. Sparkman	6-4	225	Jr.-2L
Y	1	Myles Price	5-10	190	Sr.-3L
	14	Xavier White	6-0	195	Sr.-3L
	20	Nehemiah Martinez I	5-9	205	Jr.-2L
H	10	Drae McCray	5-9	185	Jr.-TR
	13	Brady Boyd	6-1	205	Jr.-1L
X	8	Coy Eakin	6-2	210	Fr.-RS
	4	Jordan Brown	5-11	185	Jr.-1L
	-or- 11	Loic Fouonji	6-4	215	Sr.-3L

DEFENSE

NT	95	Jaylon Hutchings	6-0	305	Sr.-4L
	5	Quincy Ledet Jr.	6-2	305	Sr.-TR
DT	97	Tony Bradford Jr.	6-1	300	Sr.-4L
	98	E'Maurion Banks	6-5	300	So.-SQ
EDGE	6	Myles Cole	6-6	280	Sr.-1L
	19	Dylan Spencer	6-5	245	Fr.-HS
WILL	3	Bryce Ramirez	6-2	245	Sr.-1L
	-or- 10	Jacob Rodriguez	6-1	235	Jr.-1L
MIKE	13	Ben Roberts	6-3	230	Fr.-RS
	-or- 8	Jesiah Pierre	6-2	240	Sr.-2L
OLB	14	Joseph Adedire	6-3	265	So.-1L
	-or- 7	Steve Linton	6-5	235	Sr.-TR

SPECIAL TEAMS

P	31	Austin McNamara	6-4	210	Sr.-4L
	37	Brook Honore' Jr.	6-0	185	Fr.-RS
K	99	Gino Garcia	6-2	215	Sr.-RS
	38	Reese Burkhardt	6-1	205	Jr.-TR
LS	30	Jackson Knotts	5-11	190	Jr.-2L
	47	Jacob Mauch	6-3	220	Sr.-SQ
KO	38	Reese Burkhardt	6-1	205	Jr.-TR
	99	Gino Garcia	6-2	215	Sr.-RS
H	31	Austin McNamara	6-4	210	Sr.-4L

TE	80	Mason Tharp	6-9	270	Jr.-2L
	-or- 88	Baylor Cupp	6-6	260	Sr.-1L
	43	Henry Teeter	6-4	250	Sr.-2L
-or-	15	Jayden York	6-4	250	Jr.-1L
LT	71	Monroe Mills	6-6	315	Jr.-1L
	79	Ty Buchanan	6-6	310	So.-1L
LG	75	Jacoby Jackson	6-6	320	So.-1L
	-or- 70	Cole Spencer	6-4	300	Sr.-RS
C	56	Dennis Wilburn	6-3	325	Sr.-1L
	65	Sheridan Wilson	6-5	300	Fr.-RS
RG	53	Rusty Staats	6-5	320	Sr.-TR
	72	Landon Peterson	6-6	300	Sr.-3L
RT	76	Caleb Rogers	6-5	310	Sr.-3L
	66	Matt Keeler	6-6	305	So.-1L

STAR	18	Tyler Owens	6-2	210	Sr.-1L
	27	Brenden Jordan	6-0	215	Fr.-HS
	31	Joseph Plunk	5-10	180	Jr.-1L
CB	12	Bralyn Lux	5-11	175	Sr.-TR
	-or- 0	Rayshad Williams	6-3	215	Sr.-2L
	2	Jalon Peoples	5-11	185	Fr.-RS
S	1	Dadriion Taylor-Demerson	5-11	195	Sr.-4L
	25	Chapman Lewis	6-1	180	Fr.-HS
S	9	C.J. Baskerville	6-3	215	Jr.-TR
	28	Jordan Sanford	6-0	195	Fr.-HS
CB	24	Malik Dunlap	6-3	220	Sr.-2L
	22	Maurion Horn	5-11	180	Fr.-RS

KR	10	Drae McCray	5-9	185	Jr.-TR
	4	Jordan Brown	5-11	185	Jr.-1L
	14	Xavier White	6-0	195	Sr.-3L
	1	Myles Price	5-10	190	Sr.-3L
	20	Nehemiah Martinez I	5-9	205	Jr.-2L
PR	1	Myles Price	5-10	190	Sr.-3L
	14	Xavier White	6-0	195	Sr.-3L

ACTIVE CAREER STARTS LEADERS

PLAYER, POS.	TTU	OVERALL
	GP/GS	GP/GS*
Jaylon Hutchings, DL	62/57	--
Caleb Rogers, DL	46/40	--
Tony Bradford Jr., DL	53/36	--
Dadriion Taylor-Demerson, DB	57/35	--
Rayshad Williams, DB	37/32	59/40
Myles Price, WR	42/28	--
Dennis Wilburn, OL	23/23	34/33
Mason Tharp, TE	28/21	--
Tahj Brooks, RB	43/21	--
Malik Dunlap, DB	30/21	53/31
Monroe Mills, OL	21/21	23/21
Jesiah Pierre, LB	34/19	47/19
Jerand Bradley, WR	27/18	--
Tyler Shough, QB	15/13	30/20
Jacoby Jackson, OL	25/13	--
Joseph Adedire, OLB	22/12	--
Myles Cole, OLB	24/12	58/24
Baylor Cupp, TE	22/12	32/13
Rusty Staats, OL	11/11	56/38
Tyler Owens, DB	21/10	48/11
Behren Morton, QB	19/10	--
Ben Roberts, LB	13/10	--
Landon Peterson, OL	35/9	--
Xavier White, WR	49/8	--
C.J. Baskerville, DB	9/8	31/19
Bralyn Lux, DB	10/6	37/28
Coy Eakin, WR	7/6	--
Loic Fouonji, WR	43/5	--
Cole Spencer, OL	5/5	51/49
Steve Linton, OLB	8/4	37/6
Brenden Jordan, DB	11/4	--
Nehemiah Martinez, WR	34/4	--
JJ Sparkman, WR	31/4	--
Henry Teeter, TE	35/3	44/3
Bryce Ramirez, LB	18/3	--
Jordan Brown, WR	17/3	19/3
Jacob Rodriguez, LB	28/3	--
Isaac Smith, OLB	11/2	--
Matt Keeler, OL	26/2	--
Charles Esters III, OLB	11/2	--
Jayden York, TE	24/1	-
Brady Boyd, WR	13/1	22/1
Ty Buchanan, OL	11/1	--
Miquel Dingle, Jr. LB	2/1	--
Jake Strong, QB	1/1	-
Drae McCray, WR	11/1	33/23
Quincy Ledet Jr., DL	11/0	42/19

\* total starts | Texas Tech + previous DI institution

14 JOSEPH ADEDIRE

OLB | So. | 2nd Yr. | Mansfield, Texas | Summit HS

PARTICIPATION	2022	2023	CAREER
GP/GS	12/6	10/6	22/12

CAREER STATS											
TACKLES	GP	UA	A	Total	TFL	Yds	PD	FF	FR	Blkd	QBH
2022	12	9	10	19	3.5	11	0	0	0	0	4
2023	10	11	8	19	2.5	2	1	0	0	0	3
Totals	22	20	18	38	6	13	1	0	0	0	7

SACKS	G	UA	A	Total	Yds
2022	12	1	0	1.0	4
2023	10	0	0	0.0	0
Totals	22	1	0	1.0	4

2023 GAME-BY-GAME STATS										
Opponent	GS	UA	A	TOT	SACKS-YDS	TFL-YDS	FF	FR	INT	QBH
at Wyoming	0	0	0		0.0	0.0-0	0	0	0	0
Oregon	1	1	2		0.0	0.5-0	0	0	0	0
Tarleton State	DNP-injured									
at West Virginia	*	2	2	4	0.0	0.0	0	0	0	0
Houston	*	2	0	2	0.0	0.0	0	0	0	1
at Baylor	*	1	0	1	0.0	0.0	0	0	0	0
Kansas State	*	3	0	3	0.0	2.0-2	0	0	0	0
at BYU		0	2	2	0.0	0.0	0	0	0	0
TCU	*	1	2	3	0.0	0.0	0	0	0	1
at Kansas		0	0	0	0.0	0.0	0	0	0	1
UCF	*	1	1	2	0.0	0.0	0	0	0	0
at Texas	-	-	-		-	-	-	-	-	-
Totals	11	8	19		0.0-0	2.5-2	0	0	0	3

2022 GAME-BY-GAME STATS										
Opponent	GS	UA	A	TOT	SACKS-YDS	TFL-YDS	FF	FR	INT	QBH
Murray State	DNP-injured									
Houston	0	0	0		0.0-0	0.0-0	0	0	0	0
at NC State	0	1	1		0.0-0	0.5-1	0	0	0	0
Texas	0	0	0		0.0-0	0.0-0	0	0	0	0
at Kansas State	1	0	1		0.0-0	0.0-0	0	0	0	0
at Oklahoma St.	*	2	0	2	0.0-0	1.0-5	0	0	0	1
West Virginia	0	1	1		0.0-0	0.0-0	0	0	0	0
Baylor	*	1	0	1	0.0-0	0.0-0	0	0	0	0
at TCU	1	2	3		0.0-0	0.0-0	0	0	0	0
Kansas	*	2	1	3	0.0-0	0.5-1	0	0	0	1
at Iowa State	*	1	0	1	0.0-0	0.0-0	0	0	0	1
Oklahoma	*	1	3	4	1.0-4	1.0-4	0	0	0	1
Ole Miss	*	0	2	2	0.0-0	0.5-0	0	0	0	0
Totals	9	10	19		1.0-4	3.5-11	0	0	0	4

9 C.J. BASKERVILLE

DB | Jr. | 3rd Yr. (1st at Tech) | North Richland Hills, Texas | Richland HS

PARTICIPATION	2021*	2022*	2023	CAREER
GP/GS	14/4	8/7	9/8	31/19

\* at San Diego State

CAREER STATS											
TACKLES	GP	UA	A	Total	TFL	Yds	PD	FF	FR	INT	QBH
2021 (SDSU)	14	23	16	39	1.0	3	3	0	1	1	0
2022 (SDSU)	8	20	16	36	1.5	4	3	0	0	0	0
2023 (TTU)	9	46	18	64	3.5	13	5	0	0	1	2
TOTALS	31	89	50	139	6.0	20	11	0	1	2	2

INTERCEPTIONS	GP	No	Yds	TD	LG	AVG/R
2021 (SDSU)	14	1	0	0	0	0.0
2022 (SDSU)	8	0	0	0	0	0.0
2023 (TTU)	9	1	4	0	0	4.0
TOTALS	31	1	4	0	0	4.0

2023 GAME-BY-GAME STATS									
Opponent	GS	UA	A	TOT	TFL-YDS	INT-YDS	FF	FR	PBU
at Wyoming		3	1	4	1.5-6	0-0	0	0	0
Oregon		DNP-injured							
Tarleton St.	*	3	3	6	0.0	0-0	0	0	2
at West Virginia	*	4	3	7	0.0	0-0	0	0	0
Houston	*	9	0	9	1.0-5	0-0	0	0	1
at Baylor	*	4	2	6	1.0-2	0-0	0	0	0
Kansas State		DNP-injured							
at BYU	*	2	3	5	0.0	0-0	0	0	1
TCU	*	7	2	9	0.0	0-0	0	0	0
at Kansas	*	10	1	11	0.0	0-0	0	0	0
UCF	*	4	3	7	0.0	1-4	0	0	1
at Texas		-	-	-	-	-	-	-	-
Totals		46	18	64	3.5-13	1-4	0	0	5

2021 GAME-BY-GAME STATS (@ SAN DIEGO STATE)									
Opponent	GS	UA	A	TOT	TFL-YDS	INT-YDS	FF	FR	PBU
Arizona	*	3	3	6	0.0-0	0-0	0	0	0
Idaho State	*	4	4	8	0.0-0	0-0	0	0	0
at Utah	*	4	0	4	1.0-3	0-0	0	0	0
Toledo	*	3	5	8	0.5-1	0-0	0	0	0
at Boise State	*	3	2	5	0.0-0	0-0	0	0	2
Hawai'i.	*	1	0	1	0.0-0	0-0	0	0	1
at Nevada	*	2	2	4	0.0-0	0-0	0	0	0
Air Force		0	0	0	0.0-0	0-0	0	0	0
Totals		20	16	36	1.5-4	0-0	0	0	3

2021 GAME-BY-GAME STATS (@ SAN DIEGO STATE)										
Opponent	GS	UA	A	TOT	TFL-YDS	INT-YDS	FF	FR	PBU	
New Mexico St.		0	0	0	0.0-0	0-0	0	0	0	
at Arizona		0	0	0	0.0-0	0-0	0	0	0	
Utah		0	0	0	0.0-0	0-0	0	0	0	
Towson		1	1	2	0.5-2	0-0	0	0	0	
New Mexico		1	1	2	0.0-0	0-0	0	0	0	
at San Jose St.		0	0	0	0.0-0	0-0	0	0	0	
at Air Force		1	0	1	0.0-0	0-0	0	0	0	
Fresno State		0	0	0	0.0-0	0-0	0	0	0	
at Hawai'i		1	1	2	0.0-0	0-0	0	1	0	
Nevada		1	2	3	0.0-0	0-0	0	0	0	
at UNLV	*	2	4	6	0.0-0	0-0	0	0	1	
Boise State	*	3	2	5	0.5-1	0-0	0	0	0	
Utah State	*	8	1	9	0.0-0	0-0	0	0	2	
vs. UTSA	*	5	4	9	0.0-0	1-0	0	0	0	
Totals		23	16	39	1.0-3	1-0	0	1	3	



97 TONY  
BRADFORD JR.

DL | S-Sr. | 5th Yr. | Houston, Texas | North Shore HS

PARTICIPATION	2019	2020	2021	2022	2023	CAREER
GP/GS	11/2	8/8	10/2	13/13	11/11	53/36

CAREER STATS

TACKLES	GP	UA	A	Total	TFL	Yds	PD	FF	FR	Blkd	QBH
2019	11	9	4	13	2.0	7	0	0	0	0	0
2020	8	20	8	28	6.0	21	0	0	0	0	5
2021	10	15	17	32	8.0	33	2	0	0	0	1
2022	13	22	10	32	9.0	39	0	0	0	1	6
2023	11	15	19	34	4.0	27	0	1	0	0	0
Totals	53	81	58	139	29.0	127	2	1	0	1	12

SACKS	G	UA	A	Total	Yds
2019	11	0	2	1.0	6
2020	8	1	0	1.0	8
2021	10	3	1	3.5	22
2022	13	5	1	5.5	33
2023	11	2	2	3.0	24
Totals	53	11	6	14.0	93

2023 GAME-BY-GAME STATS

Opponent	GS	UA	A	TOT	SACKS-YDS	TFL-YDS	FF	FR	INT	QBH
at Wyoming	*	1	2	3	0.0-0	0.0-0	0	0	0	0
Oregon	*	0	1	1	0.0-0	0.5-2	0	0	0	0
Tarleton State	*	1	1	2	0.0-0	0.5-1	0	0	0	0
at West Virginia	*	1	1	2	0.0-0	0.0-0	0	0	0	0
Houston	*	3	0	3	1.0-7	1.0-7	1	0	0	0
at Baylor	*	1	1	2	0.0-0	0.0-0	0	0	0	0
Kansas State	*	0	2	2	0.5-4	0.5-4	0	0	0	0
at BYU	*	1	2	3	0.0-0	0.0-0	0	0	0	0
TCU	*	3	4	7	0.0-0	0.0-0	0	0	0	0
at Kansas	*	3	1	4	1.5-13	1.5-13	0	0	0	0
UCF	*	1	4	5	0.0-0	0.0-0	0	0	0	0
at Texas	-	-	-	-	-	-	-	-	-	-
Totals		15	19	34	3.0-24	4.0-27	1	0	0	0

2022 GAME-BY-GAME STATS

Opponent	GS	UA	A	TOT	SACKS-YDS	TFL-YDS	FF	FR	INT	QBH
Murray State	*	2	1	3	1.0-8	1.5-10	0	0	0	0
Houston	*	1	0	1	0.0-0	0.0-0	0	0	0	0
at NC State	*	0	1	1	0.0-0	0.0-0	0	0	0	1
Texas	*	1	2	3	0.5-3	0.5-3	0	0	0	0
at Kansas State	*	1	0	1	1.0-7	1.0-7	0	0	0	0
at Oklahoma St.	*	0	1	1	0.0-0	0.0-0	0	0	0	0
West Virginia	*	1	2	3	0.0-0	0.0-0	0	0	0	1
Baylor	*	5	0	5	1.0-6	3.0-9	0	0	0	0
at TCU	*	1	0	1	0.0-0	0.0-0	0	0	0	0
Kansas	*	1	0	1	0.0-0	1.0-1	0	0	0	0
at Iowa State	*	3	1	4	1.0-3	1.0-3	0	0	0	1
Oklahoma	*	2	1	3	1.0-6	1.0-6	0	0	0	2
vs. Ole Miss	*	4	1	5	0.0-0	0.0-0	0	0	0	1
Totals		22	10	32	5.5-33	9.0-39	0	0	0	6

2021 GAME-BY-GAME STATS

Opponent	GS	UA	A	TOT	SACKS-YDS	TFL-YDS	FF	FR	INT	QBH
vs. Houston	1	0	1	1	1.0-7	1.0-7	0	0	0	0
Stephen F. Austin	1	3	4	4	0.0-0	1.5-4	0	0	0	0
FIU	1	1	2	2	0.0-0	0.0-0	0	0	0	0
at Texas	0	1	1	1	0.0-0	0.0-0	0	0	0	0
at West Virginia	*	2	3	5	0.0-0	0.0-0	0	0	0	1
TCU	*	3	2	5	0.0-0	2.0-3	0	0	0	0
at Kansas	DNP-injured									
Kansas State	DNP-injured									
at Oklahoma	DNP-injured									
Iowa State	0	2	2	2	0.5-2	0.5-2	0	0	0	0
Oklahoma State	2	3	5	5	0.0-0	1.0-4	0	0	0	0
Baylor	4	2	6	6	1.0-3	1.0-3	0	0	0	0
Mississippi State	1	0	1	1	1.0-10	1.0-10	0	0	0	0
Totals	15	17	32	32	3.5-22	8.0-33	0	0	0	1

2020 GAME-BY-GAME STATS

Opponent	GS	UA	A	TOT	SACKS-YDS	TFL-YDS	FF	FR	INT	QBH
HBU	*	1	2	3	0.0-0	0.0-0	0	0	0	0
Texas	*	0	1	1	0.0-0	0.5-0	0	0	0	0
at Kansas St.	*	3	0	3	0.0-0	1.0-1	0	0	0	0
at Iowa St.	*	6	2	8	0.0-0	1.0-4	0	0	0	2
West Virginia	*	2	1	3	0.0-0	0.0-0	0	0	0	2
Baylor	*	3	0	3	0.0-0	1.0-4	0	0	0	0
at Oklahoma St.	*	0	1	1	0.0-0	0.0-0	0	0	0	0
Kansas	*	5	1	6	1.0-8	2.5-12	0	0	0	1
Totals	20	8	28	28	1.0-8	6.0-21	0	0	0	5

2019 GAME-BY-GAME STATS

Opponent	GS	UA	A	TOT	SACKS-YDS	TFL-YDS	FF	FR	INT	QBH
UTEP	1	1	2	2	0.5-4	0.5-4	0	0	0	0
Arizona	0	0	0	0	0.0-0	0.0-0	0	0	0	0
Oklahoma	0	0	0	0	0.0-0	0.0-0	0	0	0	0
Oklahoma St.	*	1	2	3	0.5-2	0.5-2	0	0	0	0
Baylor	2	0	2	2	0.0-0	0.0-0	0	0	0	0
Iowa St.	1	0	1	1	0.0-0	0.0-0	0	0	0	0
Kansas	*	0	0	0	0.0-0	0.0-0	0	0	0	0
West Virginia	1	0	1	1	0.0-0	1.0-1	0	0	0	0
TCU	1	1	2	2	0.0-0	0.0-0	0	0	0	0
Kansas St.	1	0	1	1	0.0-0	0.0-0	0	0	0	0
Texas	1	0	1	1	0.0-0	0.0-0	0	0	0	0
Totals	9	4	13	13	1.0-6	2.0-7	0	0	0	0

9 JERAND  
BRADLEY

WR | So. | 3rd Yr. | Frisco, Texas | Desoto HS

PARTICIPATION	2021	2022	2023	CAREER
GP/GS	4/0	12/9	11/9	27/18

CAREER STATS

RECEIVING	G	Rec	Yds	TD	Lg	Rec/G	Avg/C	Avg/G
2021	4	5	99	0	52	1.3	19.8	24.8
2022	12	51	744	6	47	4.3	14.6	62.0
2023	11	36	431	4	34	3.3	12.0	39.2
Totals	27	92	1,274	10	52	3.4	13.8	47.2

2023 GAME-BY-GAME

Opponent	GS	Rec	Yds	TD	Avg	LG	Rush	Yds	TD
at Wyoming	*	8	88	1	11.0	29	0	0	0
Oregon	*	5	83	1	16.6	34	0	0	0
Tarleton State	*	4	40	0	10	15	0	0	0
at West Virginia	*	3	30	1	10	16	0	0	0
Houston	*	1	5	0	5	5	0	0	0
at Baylor	*	1	6	0	6	6	0	0	0
Kansas State	*	5	46	1	9.2	16	0	0	0
at BYU		3	21	0	7	9	0	0	0
TCU	*	1	13	0	13	13	0	0	0
at Kansas	*	4	91	0	22.8	33	0	0	0
UCF		1	8	0	8	8	0	0	0
at Texas	-	-	-	-	-	-	-	-	-
Totals		36	431	4	12.0	34	0	0	0

2022 GAME-BY-GAME

Opponent	GS	Rec	Yds	TD	Avg	LG	Rush	Yds	TD
Murray State	*	6	108	2	18	39	0	0	0
Houston	*	6	50	0	8.3	21	0	0	0
at NC State	*	2	14	0	7	10	0	0	0
Texas	*	2	26	0	13	15	0	0	0
at Kansas State		0	0	0	0	0	0	0	0
at Oklahoma State	*	8	119	1	14.9	31	0	0	0
West Virginia	*	3	42	0	14	17	0	0	0
Baylor	*	2	44	0	22	27	0	0	0
at TCU		2	54	1	27	47	0	0	0
Kansas	DNP-injured								
at Iowa State		4	26	0	6.5	12	0	0	0
Oklahoma	*	8	173	1	21.6	44	0	0	0
vs. Ole Miss	*	8	88	1	11	36	0	0	0
Totals		51	744	6	14.6	47	0	0	0

2021 GAME-BY-GAME

Opponent	GS	Rec	Yds	TD	Avg	LG	Rush	Yds	TD
vs. Houston	DNP								
Stephen F. Austin	DNP								
FIU	1	5	0	5.0	5		0	0	0
at Texas	DNP								
at West Virginia	2	30	0	15.0	18		0	0	0
TCU	0	0	0	0.0	0		0	0	0
at Kansas	DNP								
Kansas State	DNP								
at Oklahoma	DNP								
Iowa State	DNP								
Oklahoma State	DNP								
at Baylor	DNP								
vs. Mississippi St.	2	64	0	32.0	52		0	0	0
Totals	5	99	0	19.8	52		0	0	0



28TAHJ  
BROOKS

RB | Sr. | 4th Yr. | Manor, Texas | Manor HS

PARTICIPATION	2020	2021	2022	2023	CAREER
GP/GS	10/0	9/4	13/6	11/11	43/21

CAREER STATS

RUSHING	G	Att	Yds	TD	Lg	Avg/C	Avg/G
2020	10	69	255	4	28	3.7	25.5
2021	9	87	568	7	67	6.5	63.1
2022	13	147	691	7	37	4.7	53.2
2023	11	249	1,348	9	46	5.4	122.5
Totals	43	552	2,862	27	67	5.2	66.6

RECEIVING	G	Rec	Yds	TD	Lg	Rec/G	Avg/C	Avg/G
2020	10	13	61	0	16	1.3	4.7	6.1
2021	9	6	52	0	18	0.7	8.7	5.8
2022	13	26	164	1	17	2.0	6.3	12.6
2023	11	20	70	0	12	1.8	3.5	6.4
Totals	43	65	347	1	18	1.5	5.3	8.1

2023 GAME-BY-GAME

Opponent	GS	Rush	Yds	TD	LG	Rec	Yds	TD	LG
at Wyoming	*	11	39	1	8	2	12	0	10
Oregon	*	7	71	0	35	4	18	0	7
Tarleton State	*	19	158	0	38	0	0	0	0
at West Virginia	*	25	149	0	27	1	6	0	6
Houston	*	21	101	2	19	1	-5	0	0
at Baylor	*	31	170	1	24	1	4	0	4
Kansas State	*	17	98	1	30	2	22	0	12
at BYU	*	30	101	1	18	3	15	0	9
TCU	*	31	146	1	20	4	-4	0	2
at Kansas	*	33	133	1	11	1	6	0	6
UCF	*	24	182	1	46	1	-4	0	0
at Texas	-	-	-	-	-	-	-	-	-
Totals		249	1,348	9	46	20	70	0	12

2022 GAME-BY-GAME

Opponent	GS	Rush	Yds	TD	LG	Rec	Yds	TD	LG
Murray State		6	50	3	23	1	1	0	1
Houston		17	78	1	19	5	34	0	17
at NC State	*	4	4	0	2	5	44	0	17
Texas		12	36	0	11	3	21	1	17
at Kansas State		10	39	0	7	4	5	0	3
at Oklahoma State		4	8	0	9	0	0	0	0
West Virginia	*	17	107	2	20	1	6	0	6
Baylor	*	16	98	0	31	2	17	0	10
at TCU	*	10	59	0	21	1	7	0	7
Kansas	*	16	51	1	9	0	0	0	0
at Iowa State	*	9	45	0	11	1	7	0	7
Oklahoma		12	26	0	6	3	22	0	11
vs. Ole Miss		14	90	0	37	0	0	0	0
Totals		147	691	7	37	26	164	1	17

2021 GAME-BY-GAME

Opponent	GS	Rush	Yds	TD	LG	Rec	Yds	TD	LG
vs. Houston	*	15	134	2	44	0	0	0	0
Stephen F. Austin		11	103	2	67	1	7	0	7
FIU	*	9	47	0	19	0	0	0	0
at Texas		DNP-injured							
at West Virginia		DNP-injured							
TCU		DNP-injured							
at Kansas		DNP-injured							
Kansas State		4	33	0	23	0	0	0	0
at Oklahoma	*	6	23	0	16	1	5	0	5
Iowa State	*	9	80	1	51	2	21	0	18
Oklahoma State		3	1	0	3	1	12	0	12
at Baylor		14	40	1	11	1	7	0	7
vs. Mississippi State		16	107	1	19	0	0	0	0
Totals		87	568	7	67	6	52	0	18

2020 GAME-BY-GAME

Opponent	GS	Rush	Yds	TD	LG	Rec	Yds	TD	LG
HBU		8	25	1	7	2	26	0	16
Texas		0	0	0	0	0	0	0	0
at Kansas St.		1	0	0	0	0	0	0	0
at Iowa St.		0	0	0	0	0	0	0	0
West Virginia		12	44	1	10	1	2	0	2
Oklahoma		12	30	0	16	3	19	0	10
at TCU		0	0	0	0	0	0	0	0
Baylor		14	48	2	9	1	6	0	6
at Oklahoma St.		6	29	0	12	4	7	0	6
Kansas		16	79	0	28	2	1	0	1
Totals		69	255	4	28	13	61	0	16

4JORDAN  
BROWN

WR | Jr. | 4th Yr. (2nd at Tech) | Dallas, Texas | DeSoto HS

PARTICIPATION	2020*	2021*	2022	2023	CAREER
GP/GS	2/0	0/0	8/0	9/2	19/2

\* at Kansas

CAREER STATS

RECEIVING	G	Rec	Yds	TD	Lg	Rec/G	Avg/C	Avg/G
2020 (KU)	2	1	4	0	4	0.5	4.0	2.0
2021 (KU)	0	-	-	-	-	-	-	-
2022 (TTU)	8	3	18	0	10	0.4	6.0	2.3
2023 (TTU)	9	21	248	1	46	2.3	11.8	27.6
Totals	19	25	270	1	46	1.3	10.8	14.2

KICK RETURNS	G	No.	Yds	Avg	TD	Long
2020 (KU)	2	0	0	0.0	0	0
2021 (KU)	0	-	-	-	-	-
2022 (TTU)	8	7	171	24.4	0	67
2023 (TTU)	9	2	45	22.5	0	46
Totals	19	9	216	24.0	0	67

ALL PURPOSE	G	Rush	Rec	PR	KR	IR	Total	Avg/G
2020 (KU)	2	0	4	0	0	0	4	2.0
2021 (KU)	0	-	-	-	-	-	-	-
2022 (TTU)	8	0	18	0	171	0	189	23.6
2023 (TTU)	9	0	248	0	45	0	293	32.6
Totals	19	0	270	0	216	0	486	25.6

2023 GAME-BY-GAME

Opponent	GS	Rec	Yds	TD	Avg	LG	Rush	Yds	TD
at Wyoming		2	51	0	25.5	27	0	0	0
Oregon		0	0	0	0	0	0	0	0
Tarleton State	*	6	73	1	12.2	46	0	0	0
at West Virginia	*	2	27	0	13.5	26	0	0	0
Houston		DNP-injured							
at Baylor		DNP-injured							
Kansas State		4	24	0	6	8	0	0	0
at BYU		1	36	0	36	36	0	0	0
TCU		1	5	0	5	5	0	0	0
at Kansas		1	2	0	2	2	0	0	0
UCF		4	30	0	7.5	12	0	0	0
at Texas	-	-	-	-	-	-	-	-	-
Totals		21	248	1	11.8	46	0	0	0

2022 GAME-BY-GAME

Opponent	GS	Rec	Yds	TD	Avg	LG	Rush	Yds	TD
Murray State		DNP-injured							
Houston		DNP-injured							
at NC State		DNP-injured							
Texas		DNP-injured							
at Kansas State		2	14	0	7.0	10	0	0	0
at Oklahoma State		1	4	0	4.0	4	0	0	0
West Virginia		0	0	0	0	0	0	0	0
Baylor		DNP							
at TCU		0	0	0	0	0	0	0	0
Kansas		0	0	0	0	0	0	0	0
at Iowa State		0	0	0	0	0	0	0	0
Oklahoma		0	0	0	0	0	0	0	0
vs. Ole Miss		0	0	0	0	0	0	0	0
Totals		3	18	0	6.0	10	0	0	0



6 MILES  
COLE

OLB | S-Sr. | 6th Yr. (2nd at Tech) | Shreveport, La. | Evangel Christian Academy

PARTICIPATION	2018*	2019*	2020*	2021*	2022	2023	CAREER
GP/GS	2/0	12/2	8/8	12/2	13/1	11/11	58/24

\* at Louisiana-Monroe

CAREER STATS

TACKLES	GP	UA	A	Total	TFL	Yds	PD	FF	FR	Blkd	QBH
2018 (ULM)	2	1	0	1	0.0	0	0	0	0	0	0
2019 (ULM)	12	2	1	3	1.0	5	0	0	0	0	0
2020 (ULM)	8	5	5	10	1.0	12	0	0	0	0	1
2021 (ULM)	12	6	22	28	1.0	5	0	0	0	0	2
2022 (TTU)	13	8	4	12	2.5	8	0	0	0	1	3
2023 (TTU)	11	20	10	30	6.5	40	1	0	0	0	3
Totals	58	42	42	84	12.0	70	1	0	0	1	9

SACKS	G	UA	A	Total	Yds
2018 (ULM)	2	0	0	0.0	0
2019 (ULM)	12	0	0	0.0	0
2020 (ULM)	8	1	0	1.0	12
2021 (ULM)	12	0	1	0.5	4
2022 (TTU)	13	0	0	0.0	0
2023 (TTU)	11	3	1	3.5	25
Totals	58	4	2	5.0	41

2023 GAME-BY-GAME STATS	Opponent	GS	UA	A	TOT	SACKS-YDS	TFL-YDS	FF	FR	INT	QBH
at Wyoming	*	1	0	1	0.0-0	0.0-0	0	0	0	0	0
Oregon	*	0	1	1	0.0-0	0.5-3	0	0	0	0	0
Tarleton State	*	3	1	4	2.0-13	2.0-13	0	0	0	0	0
at West Virginia	*	3	3	6	0.0-0	0.0-0	0	0	0	0	0
Houston	*	2	0	2	0.0-0	0.0-0	0	0	0	1	1
at Baylor	*	1	3	4	0.5-5	0.5-5	0	0	0	0	0
Kansas State	*	0	0	0	0.0-0	0.0-0	0	0	0	0	0
at BYU	*	4	0	4	1.0-7	3.0-18	0	0	0	1	1
TCU	*	3	0	3	0.0-0	0.0-0	0	0	0	1	1
at Kansas	*	1	1	2	0.0-0	0.0-0	0	0	0	0	0
UCF	*	2	1	3	0.0-0	0.5-1	0	0	0	0	0
at Texas	-	-	-	-	-	-	-	-	-	-	-
Totals		20	10	30	3.5-25	6.5-40	0	0	0	3	3

2022 GAME-BY-GAME STATS	Opponent	GS	UA	A	TOT	SACKS-YDS	TFL-YDS	FF	FR	INT	QBH
Murray State		1	2	3	0.0-0	0.5-1	0	0	0	0	0
Houston		0	0	0	0.0-0	0.0-0	0	0	0	0	0
at NC State		1	0	1	0.0-0	0.0-0	0	0	0	0	0
Texas	*	0	1	1	0.0-0	0.0-0	0	0	0	0	0
at Kansas State		2	0	2	0.0-0	0.0-0	0	0	0	0	0
at Oklahoma St.		0	0	0	0.0-0	0.0-0	0	0	0	0	0
West Virginia		0	1	1	0.0-0	0.0-0	0	0	0	0	0
Baylor		0	0	0	0.0-0	0.0-0	0	0	0	0	0
at TCU		0	0	0	0.0-0	0.0-0	0	0	0	0	0
Kansas		0	0	0	0.0-0	0.0-0	0	0	0	1	1
at Iowa State		2	0	2	0.0-0	0.0-0	0	0	0	1	1
Oklahoma		0	0	0	0.0-0	0.0-0	0	0	0	1	1
vs. Ole Miss		2	0	2	0.0-0	2.0-7	0	0	0	0	0
Totals		8	4	12	0.0-0	2.5-8	0	0	0	3	3

88 BAYLOR  
CUPP

TE | Sr. | 5th Yr. (2nd at Tech) | Brock, Texas | Brock HS

PARTICIPATION	2021*	2022	2023	CAREER
GP/GS	10/1	12/6	10/6	32/13

\* at Texas A&M

CAREER STATS

RECEIVING	G	Rec	Yds	TD	Lg	Rec/G	Avg/C	Avg/G
2021 (A&M)	10	0	0	0	0	0.0	0.0	0.0
2022 (TTU)	12	12	132	2	24	1.0	11.0	11.0
2023 (TTU)	10	10	114	2	19	1.0	11.4	11.4
Totals	32	22	246	4	24	0.7	11.2	7.7

2023 GAME-BY-GAME	Opponent	GS	Rec	Yds	TD	Avg	LG	Rush	Yds	TD
at Wyoming		0	0	0	0.0	0	0	0	0	0
Oregon		1	6	0	6.0	6	0	0	0	0
Tarleton State		DNP-injured								
at West Virginia		1	12	0	12	12	0	0	0	0
Houston		1	4	0	4.0	4	0	0	0	0
at Baylor	*	2	34	2	17.0	18	0	0	0	0
Kansas State	*	1	7	0	7.0	7	0	0	0	0
at BYU	*	1	7	0	7.0	7	0	0	0	0
TCU	*	1	19	0	19.0	19	0	0	0	0
at Kansas	*	1	8	0	8.0	8	0	0	0	0
UCF	*	1	17	0	17	17	0	0	0	0
at Texas	-	-	-	-	-	-	-	-	-	-
Totals		10	114	2	11.4	19	0	0	0	0

2022 GAME-BY-GAME	Opponent	GS	Rec	Yds	TD	Avg	LG	Rush	Yds	TD
Murray State		1	20	0	20.0	20	0	0	0	0
Houston		1	6	0	6.0	6	0	0	0	0
at NC State		DNP-injured								
Texas		4	65	1	16.3	24	0	0	0	0
at Kansas State		0	0	0	0.0	0	0	0	0	0
at Oklahoma State		1	0	0	0.0	0	0	0	0	0
West Virginia	*	1	3	0	3.0	3	0	0	0	0
Baylor		2	24	0	12.0	14	0	0	0	0
at TCU	*	0	0	0	0.0	0	0	0	0	0
Kansas	*	0	0	0	0.0	0	0	0	0	0
at Iowa State	*	1	4	1	4.0	4	0	0	0	0
Oklahoma	*	1	10	0	10.0	10	0	0	0	0
vs. Ole Miss	*	0	0	0	0.0	0	0	0	0	0
Totals		12	132	2	11.0	24	0	0	0	0

24 MALIK DUNLAP

DB | S-Sr. | 6th Yr. (3rd at Tech) | Charlotte, N.C. | Harding Univ. HS

PARTICIPATION	2018*	2019*	2020*	2021	2022	2023	CAREER
GP/GS	2/0	12/5	9/5	7/1	12/11	11/9	53/31

\* at NC State

CAREER STATS

TACKLES	GP	UA	A	Total	TFL	Yds	PD	FF	FR	Blkd	QBH
2018 (NCST)	2	0	1	1	0.0	0	0	0	0	0	0
2019 (NCST)	12	10	10	20	1.5	2	8	0	0	0	0
2020 (NCST)	9	15	5	20	1.0	2	6	0	0	0	0
2021 (TTU)	7	4	3	7	0.0	0	0	0	0	0	0
2022 (TTU)	12	27	6	33	0.5	2	12	0	0	0	0
2023 (TTU)	11	24	3	27	0.5	1	4	0	0	0	0
TOTALS	53	80	28	108	3.5	7	30	0	0	0	0

INTERCEPTIONS

GP	No	Yds	TD	LG	AVG/R
2018 (NCST)	2	0	0	0	0.0
2019 (NCST)	12	0	0	0	0.0
2020 (NCST)	9	0	0	0	0.0
2021 (TTU)	7	0	0	0	0.0
2022 (TTU)	12	1	0	0	0.0
2023 (TTU)	11	3	77	1	54
TOTALS	53	4	77	1	54

2023 GAME-BY-GAME STATS

Opponent	GS	UA	A	TOT	TFL-YDS	INT-YDS	FF	FR	PBU
at Wyoming	3	0	3	0.0-0	0-0	0	0	0	0
Oregon	0	2	2	0.0-0	0-0	0	0	0	0
Tarleton St.	*	2	0	2	0.0-0	2-56	0	0	1
at West Virginia	*	1	0	1	0.0-0	1-21	0	0	0
Houston	*	2	0	2	0.0-0	0-0	0	0	0
at Baylor	*	1	0	1	0.0-0	0-0	0	0	0
Kansas State	*	6	1	7	0.5-1	0-0	0	0	0
at BYU	*	2	0	2	0.0-0	0-0	0	0	0
TCU	*	2	0	2	0.0-0	0-0	0	0	0
at Kansas	*	3	0	3	0.0-0	0-0	0	0	0
UCF	*	2	0	2	0.0-0	0-0	0	0	3
at Texas	-	-	-	-	-	-	-	-	-
Totals	24	3	27	0.5-1	3-77	0	0	0	4

2022 GAME-BY-GAME STATS

Opponent	GS	UA	A	TOT	TFL-YDS	INT-YDS	FF	FR	PBU
Murray State	3	0	3	0.0-0	0-0	0	0	0	0
Houston	*	2	0	2	0.0-0	0-0	0	0	2
at NC State	*	2	0	2	0.0-0	0-0	0	0	4
Texas	*	2	1	3	0.5-2	0-0	0	0	0
at Kansas State	*	2	0	2	0.0-0	0-0	0	0	0
at Oklahoma St.	*	0	0	0	0.0-0	0-0	0	0	1
West Virginia	*	1	0	1	0.0-0	1-0	0	0	1
Baylor	*	6	0	6	0.0-0	0-0	0	0	0
at TCU	*	1	2	3	0.0-0	0-0	0	0	1
Kansas	*	3	2	5	0.0-0	0-0	0	0	1
at Iowa State	DNP-injured								
Oklahoma	*	2	0	2	0.0-0	0-0	0	0	1
vs. Ole Miss	*	3	1	4	0.0-0	0-0	0	0	1
Totals	27	6	33	0.5-2	1-0	0	0	0	12

2021 GAME-BY-GAME STATS

Opponent	GS	UA	A	TOT	TFL-YDS	INT-YDS	FF	FR	PBU
vs. Houston	2	0	2	0.0-0	0-0	0	0	0	0
Stephen F. Austin	0	1	1	0.0-0	0-0	0	0	0	0
FIU	1	0	1	0.0-0	0-0	0	0	0	0
at Texas	DNP-injured								
at West Virginia	DNP-injured								
TCU	DNP-injured								
at Kansas	0	0	0	0.0-0	0-0	0	0	0	0
Kansas State	0	0	0	0.0-0	0-0	0	0	0	0
at Oklahoma	*	0	2	2	0.0-0	0-0	0	0	0
Iowa State	1	0	1	0.0-0	0-0	0	0	0	0
Oklahoma State	DNP-injured								
at Baylor	DNP-injured								
vs. Mississippi St.	DNP-injured								
Totals	4	3	7	0.0-0	0-0	0	0	0	0

99 GINO GARCIA

K | R-Sr. | 5th Yr. (2nd at Tech) | Richardson, Texas | Pearce HS

PARTICIPATION	2019*	2020*	2021*	2022	2023	CAREER
GP/GS	12/0	4/0	10/0	3/0	11/0	40/0

\* at Houston Christian formerly known as Houston Baptist

CAREER STATS

FIELD GOALS	G	Made	Att	Lg	Pct
2019 (HBU)	12	18	26	54	69.2
2020 (HBU)	4	5	10	50	50.0
2021 (HBU)	10	9	10	59	90.0
2022 (TTU)	3	0	1	0	0.0
2023 (TTU)	11	14	19	55	73.7
TOTALS	40	46	66	59	69.7

SCORING

G	TD	Rush	Pass	Retn	PAT	2PAT	FG	Total	Avg/G
2019 (HBU)	12	0	0	0	47	0	18	101	8.4
2020 (HBU)	4	0	0	0	16	0	5	31	7.8
2021 (HBU)	10	0	0	0	21	0	9	48	4.8
2022 (TTU)	3	0	0	0	7	0	0	7	2.3
2023 (TTU)	11	0	0	0	35	0	14	77	7.0
TOTALS	40	0	0	0	126	0	46	264	6.6

2023 GAME-BY-GAME FG STATS | (Made), Missed, Blocked

Opponent	Att. 1	Att. 2	Att. 3	Att. 4	Att. 5	Totals	Long
at Wyoming	(54)	49	40	50	(27)	2-of-5	54
Oregon	56	(45)	-	-	-	1-of-2	45
Tarleton State	(28)	(43)	-	-	-	2-of-2	43
at West Virginia	(39)	(34)	-	-	-	2-of-2	39
Houston	-	-	-	-	-	0-of-0	-
at Baylor	(37)	-	-	-	-	1-of-1	37
Kansas State	-	-	-	-	-	0-of-0	-
at BYU	-	-	-	-	-	0-of-0	-
TCU	(27)	(55)	-	-	-	2-of-2	55
at Kansas	(32)	(31)	48	(30)	-	3-of-4	32
UCF	(51)	-	-	-	-	1-of-1	51
at Texas	-	-	-	-	-	-	-
Totals						14-of-19	55

2022 GAME-BY-GAME FG STATS | (Made), Missed, Blocked

Opponent	Att. 1	Att. 2	Att. 3	Att. 4	Att. 5	Totals	Long
Houston	46	-	-	-	-	0-of-1	-
Totals						0-of-1	-

2021 GAME-BY-GAME FG STATS (@ HOUSTON BAPTIST) | (Made), Missed, Blocked

Opponent	Att. 1	Att. 2	Att. 3	Att. 4	Att. 5	Totals	Long
at New Mexico	(45)	-	-	-	-	1-of-1	45
Northern Colorado	(24)	(36)	-	-	-	2-of-2	36
at Prairie View	(43)	(24)	-	-	-	2-of-2	43
Northwestern St.	(37)	40	-	-	-	1-of-2	37
at Southeastern	(59)	-	-	-	-	1-of-1	59
Nicholls St.	-	-	-	-	-	0-of-0	-
at UIW	-	-	-	-	-	0-of-0	-
at Northwestern St.	(48)	-	-	-	-	1-of-1	48
McNeese	(26)	-	-	-	-	1-of-1	26
UIW	-	-	-	-	-	0-of-0	-
Totals						9-of-10	59

2020 GAME-BY-GAME FG STATS (@ HOUSTON BAPTIST) | (Made), Missed, Blocked

Opponent	Att. 1	Att. 2	Att. 3	Att. 4	Att. 5	Totals	Long
at North Texas	43	30	(50)	50	-	1-of-4	50
at Texas Tech	(40)	(44)	-	-	-	2-of-2	44
at Louisiana Tech	(42)	-	-	-	-	1-of-1	42
at Eastern Kentucky	(24)	26	53	-	-	1-of-3	24
Totals						5-of-10	50

2019 GAME-BY-GAME FG STATS (@ HOUSTON BAPTIST) | (Made), Missed, Blocked

Opponent	Att. 1	Att. 2	Att. 3	Att. 4	Att. 5	Totals	Long
at UTEP	23	(47)	(23)	-	-	2-of-3	47
Texas Wesleyan	(23)	-	-	-	-	1-of-1	23
at South Dakota	(29)	-	-	-	-	1-of-1	29
Northwestern St.	(33)	(51)	-	-	-	2-of-2	51
Texas Southern	52	(30)	(54)	-	-	2-of-3	54
UIW	(49)	(26)	(32)	-	-	3-of-3	49
at Abilene Christian	(49)	(41)	-	-	-	2-of-2	49
at McNeese	-	-	-	-	-	0-of-0	-
Southeastern La.	(43)	(31)	-	-	-	2-of-2	43
at Nicholls	(30)	(31)	51	54	-	2-of-4	31
Lamar	(24)	55	46	46	-	1-of-4	24
at Sam Houston St.	45	-	-	-	-	0-of-1	-
Totals						18-of-26	54





95 JAYLON HUTCHINGS

DT | S-Sr. | 6th Yr. | Forney, Texas | Forney HS

PARTICIPATION	2018	2019	2020	2021	2022	2023	CAREER
GP/GS	3/0	12/10	10/10	13/13	13/13	11/11	62/57

CAREER STATS

TACKLES	GP	UA	A	Total	TFL	Yds	PD	FF	FR	Blkd	QBH
2018	3	1	1	2	0.0	0	0	0	0	0	0
2019	12	18	9	27	3.5	11	0	1	0	0	2
2020	10	15	8	23	3.0	9	0	0	0	1	1
2021	13	22	25	47	6.5	36	0	0	0	0	4
2022	13	30	20	50	5.5	19	0	1	1	0	4
2023	11	22	22	44	7.5	29	1	0	0	0	1
TOTALS	62	108	85	193	26.0	104	1	2	1	1	13

SACKS

	G	UA	A	Total	Yds
2018	3	0	0	0.0	0
2019	12	1	1	1.5	4
2020	10	0	2	1.0	5
2021	13	3	1	3.5	27
2022	13	1	1	1.5	13
2023	11	2	4	3.5	18
TOTALS	62	6	9	11.0	62

2023 GAME-BY-GAME STATS

Opponent	GS	UA	A	TOT	SACKS-YDS	TFL-YDS	FF	FR	INT	QBH
at Wyoming	*	2	0	2	1.0-5	1.0-5	0	0	0	0
Oregon	*	3	2	5	0.5-1	0.5-1	0	0	0	1
Tarleton State	*	3	1	4	0.0-0	1.5-2	0	0	0	0
at West Virginia	*	3	3	6	1.0-6	2.5-11	0	0	0	0
Houston	*	1	2	3	0.0-0	1.0-3	0	0	0	1
at Baylor	*	2	2	4	0.0-0	0.0-0	0	0	0	0
Kansas State	*	0	4	4	0.5-4	0.5-4	0	0	0	0
at BYU	*	2	2	4	0.0-0	0.0-0	0	0	0	0
TCU	*	0	4	4	0.0-0	0.0-0	0	0	0	0
at Kansas	*	6	2	8	0.5-3	0.5-3	0	0	0	0
UCF	*	0	0	0	0.0-0	0.0-0	0	0	0	0
at Texas	-	-	-	-	-	-	-	-	-	-
Totals		22	22	44	3.5-19	7.5-29	0	0	0	2

2022 GAME-BY-GAME STATS

Opponent	GS	UA	A	TOT	SACKS-YDS	TFL-YDS	FF	FR	INT	QBH
Murray State	*	2	1	3	0.0-0	1.0-2	0	0	0	0
Houston	*	4	2	6	0.0-0	0.5-1	0	0	0	0
at NC State	*	1	3	4	0.0-0	0.0-0	0	0	0	0
Texas	*	3	1	4	0.0-0	0.0-0	0	0	0	1
at Kansas State	*	1	0	1	0.0-0	0.0-0	0	0	0	1
at Oklahoma St.	*	1	3	4	0.0-0	1.0-2	0	0	0	1
West Virginia	*	1	2	3	0.0-0	0.0-0	0	0	0	0
Baylor	*	3	1	4	0.0-0	0.5-0	0	0	0	0
at TCU	*	3	0	3	1.0-8	1.0-8	0	0	0	0
Kansas	*	2	0	2	0.0-0	0.0-0	0	1	0	0
at Iowa State	*	2	4	6	0.5-5	0.5-5	0	0	0	0
Oklahoma	*	3	1	4	0.0-0	0.0-0	0	0	0	1
vs. Ole Miss	*	4	2	6	0.0-0	1.0-1	1	0	0	0
Totals		30	20	50	1.5-13	5.5-19	1	1	0	4

2021 GAME-BY-GAME STATS

Opponent	GS	UA	A	TOT	SACKS-YDS	TFL-YDS	FF	FR	INT	QBH
vs. Houston	*	1	1	2	1.0-11	1.0-11	0	0	0	0
Stephen F. Austin	*	3	2	5	1.0-6	2.0-9	0	0	0	0
FIU	*	1	2	3	0.0-0	0.0-0	0	0	0	0
at Texas	*	0	2	2	0.0-0	0.0-0	0	0	0	0
at West Virginia	*	2	2	4	1.0-8	1.0-8	0	0	0	0
TCU	*	1	6	7	0.0-0	0.5-2	0	0	0	0
at Kansas	*	2	0	2	0.0-0	0.0-0	0	0	0	0
Kansas State	*	3	0	3	0.0-0	0.0-0	0	0	0	1
at Oklahoma	*	0	1	1	0.0-0	0.0-0	0	0	0	1
Iowa State	*	2	2	4	0.5-2	1.5-6	0	0	0	0
Oklahoma State	*	2	2	4	0.0-0	0.0-0	0	0	0	0
at Baylor	*	2	5	7	0.0-0	0.5-1	0	0	0	1
vs. Mississippi St.	*	3	0	3	0.0-0	0.0-0	0	0	0	0
Totals		22	25	47	3.5-27	6.5-36	0	0	0	4

2020 GAME-BY-GAME STATS

Opponent	GS	UA	A	TOT	SACKS-YDS	TFL-YDS	FF	FR	INT	QBH
HBU	*	0	4	4	1.0-5	1.5-6	0	0	0	0
Texas	*	2	0	2	0.0-0	0.0-0	0	0	0	0
at Kansas St.	*	2	0	2	0.0-0	0.0-0	0	0	0	0
at Iowa St.	*	0	1	1	0.0-0	0.0-0	0	0	0	0
West Virginia	*	2	0	2	0.0-0	0.0-0	0	0	0	0
Oklahoma	*	0	2	2	0.0-0	0.5-2	0	0	0	1
at TCU	*	1	1	2	0.0-0	0.0-0	0	0	0	0
Baylor	*	3	0	3	0.0-0	0.0-0	0	0	0	0
at Oklahoma St.	*	1	0	1	0.0-0	0.0-0	0	0	0	0
Kansas	*	4	0	4	0.0-0	1.0-1	0	0	0	0
Totals		15	8	23	1.0-5	3.0-9	0	0	0	1

2019 GAME-BY-GAME STATS

Opponent	GS	UA	A	TOT	SACKS-YDS	TFL-YDS	FF	FR	INT	QBH
Montana St.		0	3	3	0.0-0	0.5-1	0	0	0	0
UTEP		1	1	2	0.0-0	0.0-0	0	0	0	0
at Arizona	*	5	0	5	1.0-2	1.0-2	0	0	0	0
at Oklahoma	*	0	0	0	0.0-0	0.0-0	0	0	0	0
Oklahoma St.	*	1	1	2	0.5-2	0.5-2	1	0	0	1
at Baylor	*	1	1	2	0.0-0	0.5-2	0	0	0	0
Iowa St.	*	0	1	1	0.0-0	0.0-0	0	0	0	0
at Kansas	*	3	0	3	0.0-0	1.0-4	0	0	0	0
at West Virginia	*	1	0	1	0.0-0	0.0-0	0	0	0	0
TCU	*	2	1	3	0.0-0	0.0-0	0	0	0	0
Kansas St.	*	2	0	2	0.0-0	0.0-0	0	0	0	1
at Texas	*	2	1	3	0.0-0	0.0-0	0	0	0	0
Totals		18	9	27	1.5-4	3.5-11	1	0	0	2

2018 GAME-BY-GAME STATS

Opponent	GS	UA	A	TOT	SACKS-YDS	TFL-YDS	FF	FR	INT	QBH
Lamar		0	0	0	0.0-0	0.0-0	0	0	0	0
Kansas		1	1	2	0.0-0	0.0-0	0	0	0	0
vs. Baylor		0	0	0	0.0-0	0.0-0	0	0	0	0
Totals		1	1	2	0.0-0	0.0-0	0	0	0	0

5 QUINCY  
LEDET JR.

DL | Sr. | 4th Yr. (1st at Tech) | Orange, Texas | West Orange-Stark HS

PARTICIPATION	2020*	2021*	2022*	2023	CAREER
GP/GS	8/0	11/9	12/10	11/0	42/19

\* at Louisiana-Monroe

CAREER STATS

TACKLES	GP	UA	A	Total	TFL	Yds	PD	FF	FR	Blkd
2020 (ULM)	8	5	6	11	0.0	0	0	0	0	0
2021 (ULM)	11	6	22	28	1.0	10	1	1	0	0
2022 (ULM)	12	17	20	37	5.0	34	1	0	0	0
2023 (TTU)	11	10	15	15	0.0	0	0	1	0	0
Totals	42	33	58	91	6.0	44	2	2	0	0

SACKS	G	UA	A	Total	Yds
2020 (ULM)	8	0	0	0.0	0
2021 (ULM)	11	1	0	1.0	10
2022 (ULM)	12	2	2	3.0	27
2023 (TTU)	11	0	0	0.0	0
Totals	42	3	2	4.0	37

2023 GAME-BY-GAME STATS

Opponent	GS	UA	A	TOT	SACKS-YDS	TFL-YDS	FF	FR	INT	QBH
at Wyoming	2	0	2	0.0-0	0.0-0	1	0	0	0	
Oregon	0	1	1	0.0-0	0.0-0	0	0	0	0	
Tarleton State	1	0	1	0.0-0	0.0-0	0	0	0	0	
at West Virginia	0	1	1	0.0-0	0.0-0	0	0	0	0	
Houston	0	0	0	0.0-0	0.0-0	0	0	0	0	
at Baylor	0	1	1	0.0-0	0.0-0	0	0	0	1	
Kansas State	0	0	0	0.0-0	0.0-0	0	0	0	0	
at BYU	1	3	4	0.0-0	0.0-0	0	0	0	0	
TCU	0	2	2	0.0-0	0.0-0	0	0	0	0	
at Kansas	0	0	0	0.0-0	0.0-0	0	0	0	0	
UCF	1	2	3	0.0-0	0.0-0	0	0	0	0	
at Texas	-	-	-	-	-	-	-	-	-	
Totals	5	10	15	0.0-0	0.0-0	1	0	0	1	

2022 GAME-BY-GAME STATS (@ ULM)

Opponent	GS	UA	A	TOT	SACKS-YDS	TFL-YDS	FF	FR	INT	QBH
at Texas	*	2	0	2	1.0-9	1.0-9	0	0	0	0
Nicholls	*	0	1	1	0.0-0	0.0-0	0	0	0	0
at Alabama	*	0	0	0	0.0-0	0.0-0	0	0	0	0
Louisiana	*	1	3	4	0.0-0	0.0-0	0	0	0	0
at Arkansas St.	2	1	3	0.5-7	0.5-7	0	0	0	0	
Coastal Carolina	0	1	1	0.0-0	0.0-0	0	0	0	0	
at South Alabama*	0	1	1	0.0-0	0.0-0	0	0	0	0	
at Army	*	1	1	2	0.0-0	0.0-0	0	0	0	0
Texas State	*	5	1	6	0.5-1	1.5-6	0	0	0	0
at Georgia State	*	0	2	2	0.0-0	0.0-0	0	0	0	0
at Troy	*	3	4	7	0.0-0	0.5-1	0	0	0	0
Southern Miss	*	3	5	8	1.0-10	1.5-11	0	0	0	0
Totals	17	20	37	3.0-27	5.0-34	0	0	0	0	

7 STEVE  
LINTON

OLB | Sr. | 5th Yr. (1st at Tech) | Dublin, Ga. | Dublin HS

PARTICIPATION	2019*	2020*	2021*	2022*	2023	CAREER
GP/GS	3/0	8/1	7/0	11/1	8/4	37/6

\* indicates seasons at Syracuse

CAREER STATS

TACKLES	GP	UA	A	Total	TFL	Yds	PD	FF	FR	Blkd	QBH
2019 (SU)	3	0	2	2	0.0	0	0	0	0	0	0
2020 (SU)	8	11	4	15	0.5	2	0	0	1	0	2
2021 (SU)	7	4	3	7	2.0	2	1	0	0	0	1
2022 (SU)	11	11	11	22	6.0	37	0	1	2	0	4
2023 (TTU)	8	13	9	22	4.5	22	0	2	1	0	1
TOTALS	37	39	29	68	13.0	63	1	3	4	0	8

SACKS	G	UA	A	Total	Yds
2019 (SU)	3	0	0	0.0	0
2020 (SU)	8	0	0	0.0	0
2021 (SU)	7	1	0	1.0	1
2022 (SU)	11	3	1	3.5	31
2023 (TTU)	8	3	0	3.0	18
TOTALS	37	7	1	7.5	50

2023 GAME-BY-GAME STATS

Opponent	GS	UA	A	TOT	SACKS-YDS	TFL-YDS	FF	FR	INT	QBH
at Wyoming	*	4	1	5	0.0-0	1.0-4	0	1	0	0
Oregon	*	1	1	2	0.0-0	0.0-0	0	0	0	0
Tarleton State	*	0	0	0	0.0-0	0.0-0	0	0	0	0
at West Virginia	1	2	3	0.0-0	0.5-0	0	0	0	0	
Houston	0	1	1	0.0-0	0.0-0	0	0	0	0	
at Baylor	3	0	3	3.0-18	3.0-18	2	0	0	0	
Kansas State	3	1	4	0.0-0	0.0-0	0	0	0	0	
at BYU	*	1	3	4	0.0-0	0.0-0	0	0	0	1
TCU	DNP-injured									
at Kansas	DNP-injured									
UCF	DNP-injured									
at Texas	-	-	-	-	-	-	-	-	-	-
Totals	13	9	22	3.0-18	4.5-22	2	1	0	1	

2022 GAME-BY-GAME STATS (@ SYRACUSE)

Opponent	GS	UA	A	TOT	SACKS-YDS	TFL-YDS	FF	FR	INT	QBH
Louisville	3	3	6	1.0-3	2.0-6	1	1	0	0	
at UConn	*	1	0	1	0.0-0	0.0-0	0	0	0	0
Purdue	1	1	2	0.0-0	0.0-0	0	0	0	0	
Virginia	1	0	1	0.0-0	1.0-1	0	0	0	1	
Wagner	1	1	2	1.5-17	1.5-17	0	0	0	0	
NC State	0	0	0	0.0-0	0.0-0	0	0	0	0	
at Clemson	1	2	3	1.0-11	1.0-11	0	0	0	0	
Notre Dame	1	1	2	0.0-0	0.5-2	0	0	0	2	
at Pittsburgh	DNP									
Florida State	0	0	0	0.0-0	0.0-0	0	0	0	0	
at Wake Forest	1	3	4	0.0-0	0.0-0	0	0	0	1	
at Boston College	1	0	1	0.0-0	0.0-0	0	1	0	0	
vs. Minnesota	DNP									
Totals	11	11	22	3.5-31	6.0-37	1	2	0	4	

12 BRALYN LUX

DB | Sr. | 5th Yr. (1st at Tech) | San Jose, Calif. | King's Academy

PARTICIPATION	2020*	2021*	2022*	2023	CAREER
GP/GS	6/6	13/8	8/8	10/6	37/28

\* indicates seasons at Fresno State

CAREER STATS

TACKLES	GP	UA	A	Total	TFL	Yds	PD	FF	FR	Blkd	INT
2020 (FS)	6	27	3	30	1.0	1	4	1	1	0	1
2021 (FS)	13	18	6	24	1.0	2	4	0	1	0	0
2022 (FS)	8	30	5	35	3.0	16	7	1	0	0	1
2023 (TTU)	10	21	3	24	3.5	11	7	0	0	0	0
TOTALS	37	96	17	113	8.5	30	22	2	2	0	2

2023 GAME-BY-GAME STATS

Opponent	GS	UA	A	TOT	TFL-YDS	INT-YDS	FF	FR	PBU
at Wyoming	*	2	0	2	1.0-2	0-0	0	0	1
Oregon	*	2	1	3	0.5-2	0-0	0	0	0
Tarleton St.	*	3	0	3	0.0-0	0-0	0	0	0
at West Virginia		0	0	0	0.0-0	0-0	0	0	1
Houston		0	1	1	0.0-0	0.0-0	0	0	0
at Baylor	*	0	0	0	0.0-0	0.0-0	0	0	2
Kansas State	DNP-injured								
at BYU		0	0	0	0.0-0	0.0-0	0	0	0
TCU		7	0	7	0.0-0	0.0-0	0	0	1
at Kansas	*	3	1	4	2.0-7	0.0-0	0	0	1
UCF	*	4	0	4	0.0-0	0.0-0	0	0	1
at Texas	-	-	-	-	-	-	-	-	-
Totals		21	3	24	3.5-11	0-0	0	0	7

2022 GAME-BY-GAME STATS (@ FRESNO STATE)

Opponent	GS	UA	A	TOT	TFL-YDS	INT-YDS	FF	FR	PBU
Cal Poly	*	2	0	2	0.0-0	0-0	0	0	0
Oregon State	*	6	2	8	0.0-0	0-0	0	0	2
at USC	*	6	0	6	0.0-0	0-0	0	0	1
at UConn	*	7	1	8	2.0-14	0-0	1	0	0
at Boise State	*	3	1	4	1.0-2	0-0	0	0	1
San Jose State	*	3	0	3	0.0-0	1-0	0	0	3
at New Mexico	*	2	1	3	0.0-0	0-0	0	0	0
San Diego State	*	1	0	1	0.0-0	0-0	0	0	0
Hawai'i	DNP-injured								
at UNLV	DNP-injured								
at Nevada	DNP-injured								
Wyoming	DNP-injured								
at Boise State	DNP-injured								
vs. Washington St.	DNP-injured								
Totals		30	5	35	3.0-16	1-0	1	0	7

2021 GAME-BY-GAME STATS (@ FRESNO STATE)

Opponent	GS	UA	A	TOT	TFL-YDS	INT-YDS	FF	FR	PBU
UConn	*	1	0	1	0.0-0	0-0	0	0	1
at Oregon	*	0	0	0	0.0-0	0-0	0	0	1
Cal Poly	*	4	0	4	0.0-0	0-0	0	0	0
at UCLA	*	0	1	1	0.0-0	0-0	0	1	1
UNLV	*	3	1	4	0.0-0	0-0	0	0	1
at Hawai'i	*	2	0	2	0.0-0	0-0	0	0	0
at Wyoming	*	1	0	1	1.0-2	0-0	0	0	0
Nevada	*	4	0	4	0.0-0	0-0	0	0	0
at San Diego St.	*	1	0	1	0.0-0	0-0	0	0	0
Boise State		0	0	0	0.0-0	0-0	0	0	0
New Mexico		0	1	1	0.0-0	0-0	0	0	0
at San Jose State		2	2	4	0.0-0	0-0	0	0	0
vs. UTEP		0	3	3	0.0-0	0-0	0	0	0
Totals		18	6	24	1.0-2	0-0	0	1	4

2020 GAME-BY-GAME STATS (@ FRESNO STATE)

Opponent	GS	UA	A	TOT	TFL-YDS	INT-YDS	FF	FR	PBU
Hawai'i	*	8	0	8	1.0-1	0-0	1	0	1
Colorado State	*	6	0	6	0.0-0	0-0	0	0	1
at UNLV	*	7	2	9	0.0-0	0-0	0	0	0
at Utah State	*	2	0	2	0.0-0	0-0	0	0	2
at Nevada	*	2	1	3	0.0-0	1-24	0	0	0
vs. New Mexico	*	2	0	2	0.0-0	0-0	0	0	0
Totals		27	3	30	1.0-1	1-24	1	0	4

20 NEHEMIAH MARTINEZ

WR | Jr. | 3rd Yr. | Lubbock, Texas | Cooper HS

PARTICIPATION	2021	2022	2023	CAREER
GP/GS	11/0	13/4	10/0	34/4

CAREER STATS

ALL PURPOSE	G	Rush	Rec	PR	KR	IR	Total	Avg/G
2021	11	19	0	0	21	0	40	3.6
2022	13	12	394	0	130	0	536	41.2
2023	10	68	32	0	5	0	105	10.5
Totals	34	99	426	0	156	0	681	20.0

2023 GAME-BY-GAME

Opponent	GS	Rec	Yds	TD	Avg	LG	Rush	Yds	TD
at Wyoming	DNP-injured								
Oregon		1	31	0	31.0	31	0	0	0
Tarleton State		0	0	0	0	0	6	38	0
at West Virginia		0	0	0	0	0	1	11	0
Houston		0	0	0	0	0	5	15	0
at Baylor		0	0	0	0	0	0	0	0
Kansas State		0	0	0	0	0	0	0	0
at BYU		0	0	0	0	0	1	4	0
TCU		1	1	0	1	1	0	0	0
at Kansas		0	0	0	0	0	0	0	0
UCF		0	0	0	0	0	0	0	0
at Texas	-	-	-	-	-	-	-	-	-
Totals		2	32	0	16.0	31	13	68	0

2022 GAME-BY-GAME

Opponent	GS	Rec	Yds	TD	Avg	LG	Rush	Yds	TD
Murray State		2	43	0	21.5	24	0	0	0
Houston		5	76	1	15.2	43	0	0	0
at NC State		4	46	0	11.5	18	0	0	0
Texas	*	3	14	0	4.7	7	0	0	0
at Kansas State		1	6	1	6	6	0	0	0
at Oklahoma State	*	2	26	0	13	16	0	0	0
West Virginia	*	6	52	0	8.7	15	1	6	0
Baylor		0	0	0	0	0	0	0	0
at TCU		0	0	0	0	0	1	6	0
Kansas		2	36	0	18	34	0	0	0
at Iowa State		3	33	0	11	21	0	0	0
Oklahoma	*	4	62	0	15.5	24	0	0	0
vs. Ole Miss		0	0	0	0	0	0	0	0
Totals		32	394	2	12.3	43	2	12	0



10 DRAE  
McCRA Y

WR | Jr. | 3rd Yr. (1st at Tech) | Tallahassee, Fla. | N. Florida Christian HS

PARTICIPATION	2021*	2022*	2023	CAREER
GP/GS	11/11	11/11	11/1	33/23

\* indicates seasons at Austin Peay

CAREER STATS

RECEIVING	G	Rec	Yds	TD	Lg	Rec/G	Avg/C	Avg/G
2021 (APU)	11	53	867	8	73	4.8	16.4	78.8
2022 (APU)	11	76	1,021	9	72	6.9	13.4	92.8
2023 (TTU)	11	24	233	2	44	2.2	9.7	21.2
Totals	33	153	2,121	19	73	4.6	13.9	64.3

2023 GAME-BY-GAME

Opponent	GS	Rec	Yds	TD	Avg	Lg	Rush	Yds	TD
at Wyoming		5	42	0	8.4	15	0	0	0
Oregon		1	31	0	31.0	31	0	0	0
Tarleton State		1	9	0	9.0	9	0	0	0
at West Virginia		3	18	0	6.0	15	0	0	0
Houston		0	0	0	0	0	0	0	0
at Baylor		2	17	0	8.5	16	0	0	0
Kansas State		2	-3	0	-1.5	4	0	0	0
at BYU		3	22	0	7.3	13	1	4	0
TCU		1	44	1	44	44	0	0	0
at Kansas		2	-2	0	-1	0	0	0	0
UCF		4	55	1	13.8	26	0	0	0
at Texas		-	-	-	-	-	-	-	-
Totals		24	233	2	9.7	44	1	4	0

2022 GAME-BY-GAME (@ AUSTIN PEAY)

Opponent	GS	Rec	Yds	TD	Avg	Lg	Rush	Yds	TD
at Western Kentucky	*	7	90	2	12.9	44	1	17	0
Presbyterian	*	7	113	0	16.1	26	1	8	0
Mississippi Valley State	*	10	158	2	15.8	36	0	0	0
at Alabama A&M	*	1	1	0	1.0	1	0	0	0
Eastern Kentucky	*	6	59	1	9.8	24	2	8	0
at Central Arkansas	*	7	73	0	10.4	34	0	0	0
Murray State	*	5	166	2	33.2	72	2	-1	0
Jacksonville State	*	6	68	1	11.3	23	4	17	0
at North Alabama	*	5	106	1	21.2	62	2	5	0
at Kennesaw State	*	10	95	0	9.5	21	0	0	0
at Alabama	*	12	92	0	7.6	32	0	0	0
Totals		76	1,021	9	13.4	72	12	54	0

2021 GAME-BY-GAME (@ AUSTIN PEAY)

Opponent	GS	Rec	Yds	TD	Avg	Lg	Rush	Yds	TD
at Chattanooga	*	5	87	1	17.4	57	0	0	0
at Ole Miss	*	6	87	0	14.5	51	0	0	0
Moorhead State	*	5	86	0	17.2	52	0	0	0
at Eastern Kentucky	*	8	59	0	7.4	11	0	0	0
Tennessee State	*	4	40	0	10.0	22	0	0	0
Southeast Missouri	*	2	18	0	9.0	13	0	0	0
at Murray State	*	4	23	1	5.8	14	0	0	0
at UT Martin	*	2	23	0	11.5	16	0	0	0
Eastern Illinois	*	6	137	2	22.8	45	0	0	0
at Tennessee State	*	4	70	0	17.5	45	0	0	0
Tennessee Tech	*	7	237	4	33.9	73	1	1	0
Totals		53	867	8	16.4	73	1	1	0

31 AUSTIN  
MCNAMARA

P | S-Sr. | 5th Yr. | Gilbert, Ariz. | Highland HS

PARTICIPATION	2019	2020	2021	2022	2023	CAREER
GP/GS	12/0	9/0	13/0	13/0	11/0	58/0

CAREER PUNTING	G	No.	Yards	Lg	Avg
2019	12	59	2657	66	45.0
2020	9	41	1898	87	46.3
2021	13	42	2023	70	48.2
2022	13	50	2215	65	44.3
2023	11	42	1996	59	47.5
Totals	58	234	10,789	87	46.1

2023 GAME-BY-GAME STATS

Opponent	No	Yds	Avg	Long	Blkd	TB	FC	50+	I20
at Wyoming	4	199	49.8	54	0	1	3	3	2
Oregon	2	89	44.5	52	0	0	1	1	1
Tarleton State	4	195	48.8	53	0	1	0	1	2
at West Virginia	6	294	49.0	54	0	0	2	4	0
Houston	4	199	49.8	59	0	2	1	1	1
at Baylor	3	144	48.0	53	0	0	3	1	3
Kansas State	4	183	45.8	57	0	1	1	1	0
at BYU	4	192	48.0	57	0	0	2	2	3
TCU	4	175	43.8	51	0	0	4	1	3
at Kansas	5	232	46.4	56	0	1	3	2	2
UCF	4	175	47	53	0	0	1	1	2
at Texas	-	-	-	-	-	-	-	-	-
Totals	40	1,996	47.5	59	0	6	21	18	19

2022 GAME-BY-GAME STATS

Opponent	No	Yds	Avg	Long	Blkd	TB	FC	50+	I20
Murray State	4	183	43.8	56	0	0	0	2	3
Houston	4	178	44.5	53	0	0	2	1	2
at NC State	6	247	41.2	50	0	0	3	1	1
Texas	2	85	42.5	59	0	0	0	1	1
at Kansas State	3	136	45.3	60	0	1	1	1	1
at Oklahoma State	4	166	41.5	46	0	0	3	0	0
West Virginia	2	108	54.0	65	0	1	0	1	1
Baylor	2	96	48.0	53	0	0	1	1	1
at TCU	6	282	47.0	55	0	1	2	4	3
Kansas	3	140	46.7	63	0	0	2	2	0
at Iowa State	7	273	39.0	49	0	0	6	0	1
Oklahoma	6	283	47.2	52	0	0	4	1	1
vs. Ole Miss	1	38	38.0	38	0	0	1	0	0
Totals	50	2215	44.3	65	0	3	25	15	15

2021 GAME-BY-GAME STATS

Opponent	No	Yds	Avg	Long	Blkd	TB	FC	50+	I20
vs Houston	5	230	46.0	54	0	1	2	2	1
SFA	4	181	45.2	47	0	0	3	0	2
FIU	3	128	42.7	50	0	0	3	1	2
at Texas	2	93	46.5	48	0	1	0	0	0
at West Virginia	3	138	46.0	52	0	0	1	2	2
TCU	2	99	49.5	55	0	0	0	1	0
at Kansas	0	0	0.0	0	0	0	0	0	0
Kansas State	2	82	41.0	50	0	1	1	1	0
at Oklahoma	3	142	47.3	50	0	0	2	1	2
Iowa State	2	95	47.5	53	0	0	1	1	0
Oklahoma State	9	508	56.4	70	0	2	5	8	4
at Baylor	3	143	47.7	55	0	0	2	1	2
at Mississippi St.	4	184	46.0	61	0	0	0	2	2
Totals	42	2023	48.2	70	0	5	20	20	17

2020 GAME-BY-GAME STATS

Opponent	No	Yds	Avg	Long	Blkd	TB	FC	50+	I20
Houston Baptist	4	159	39.8	43	0	1	3	0	1
Texas	5	239	47.8	56	1	0	2	2	2
at Kansas State	2	97	48.5	49	0	0	2	0	2
at Iowa State	6	261	43.5	47	0	1	4	0	1
West Virginia	5	267	53.4	87	0	2	2	2	1
Oklahoma	6	262	43.7	52	0	0	2	3	1
at TCU	7	330	47.1	56	0	0	1	2	1
at Oklahoma State	4	176	44.0	55	0	0	1	1	1
Kansas	2	107	53.5	55	0	0	0	2	1
Totals	41	1898	46.3	87	1	4	17	12	11

2019 GAME-BY-GAME STATS

Opponent	No	Yds	Avg	Long	Blkd	TB	FC	50+	I20
Montana State	5	242	48.4	57	0	0	4	2	2
UTEP	4	188	47.0	55	0	0	1	1	1
at Arizona	7	321	45.8	56	0	1	3	2	4
at Oklahoma	6	291	48.5	66	0	1	2	2	1
Oklahoma State	5	168	33.6	51	0	0	2	1	2
at Baylor	4	178	44.5	60	0	0	0	2	1
Iowa State	6	280	46.7	57	0	2	2	2	0
at Kansas	5	211	42.2	48	0	0	3	0	3
at West Virginia	5	227	45.4	58	0	1	2	2	1
TCU	4	189	47.2	52	0	0	4	1	2
Kansas State	4	165	41.2	49	0	0	3	0	2
at Texas	4	197	49.2	56	0	0	0	2	1
Totals	59	2657	45.0	66	0	5	26	17	20



2 BEHREN  
MORTON

QB | So. | 3rd Yr. | Eastland, Texas | Eastland HS

PARTICIPATION	2021	2022	2023	CAREER
GP/GS	2/0	9/4	8/6	19/10

CAREER STATS

PASSING	G	Cmp	Att	Int	Yds	TD	Lg	Pct	Avg/G	Effic
2021	2	1	3	0	0	0	0	33.3	0.0	33.3
2022	9	96	169	6	1,117	7	55	56.8	124.1	118.9
2023	8	136	214	4	1,410	12	49	63.6	176.3	133.7
Totals	19	233	386	10	2,527	19	55	60.4	133.0	126.4

RUSHING	G	Att	Yds	TD	Lg	Avg/C	Avg/G
2021	2	2	15	0	17	7.5	7.5
2022	9	42	79	2	15	1.9	8.8
2023	8	38	11	3	10	0.3	1.4
Totals	19	82	105	5	17	1.3	5.5

2023 GAME-BY-GAME

Opponent	GS	Comp	Att	TD	INT	Yds	Lg	Run	Yds	TD	LG
at Wyoming		DNP									
Oregon		DNP	-	-	-	-	-	-	-	-	-
Tarleton State		8	13	2	1	72	15	3	11	0	7
at West Virginia		13	37	1	0	158	26	8	-12	0	4
Houston	*		14	22	2	0	161	34	4	10	0
at Baylor	*		19	26	3	1	180	24	2	-1	1
Kansas State	*		14	21	0	0	125	31	6	8	1
at BYU		DNP-injured									
TCU	*		28	36	2	0	282	44	5	-4	1
at Kansas	*		19	25	0	1	176	33	7	-11	0
UCF	*		21	34	2	1	256	49	3	10	0
at Texas		-	-	-	-	-	-	-	-	-	-
Totals		136	214	12	4	1,410	49	38	11	3	10

2022 GAME-BY-GAME

Opponent	GS	Comp	Att	TD	INT	Yds	Lg	Run	Yds	TD	LG
Murray State		7	10	1	1	97	24	3	-15	0	2
Houston		0	0	0	0	0	0	0	0	0	0
at NC State		4	7	0	1	85	38	2	20	0	13
Texas		0	0	0	0	0	0	0	0	0	0
at Kansas State		DNP									
at Oklahoma St.	*	39	62	2	1	379	36	17	53	1	15
West Virginia	*	28	45	2	0	325	55	8	17	0	8
Baylor	*	11	34	1	3	152	39	6	6	1	14
at TCU	*	7	10	1	0	79	47	6	-2	0	4
Kansas		DNP-injured									
at Iowa State		DNP-injured									
Oklahoma		DNP-injured									
vs. Ole Miss		0	1	0	0	0	0	0	0	0	0
Totals		96	169	7	6	1,117	55	42	79	2	15

18 TYLER  
OWENS

DB | S-Sr. | 5th Yr. (2nd at Tech) | Plano, Texas | Plano East HS

PARTICIPATION	2019*	2020*	2021*	2022	2023	CAREER
GP/GS	13/1	9/0	5/0	12/2	9/8	48/11

CAREER STATS

TACKLES	GP	UA	A	Total	TFL	Yds	PD	FF	FR	Blkd	QBH
2019 (UT)	13	6	2	8	0.0	0	0	0	0	0	0
2020 (UT)	9	2	1	3	0.5	2	1	0	0	1	0
2021 (UT)	5	2	0	2	0.0	0	0	0	0	0	0
2022 (TTU)	12	14	5	19	0.0	0	2	2	0	1	0
2023 (TTU)	9	29	6	35	1.0	5	2	0	0	0	0
TOTALS	48	53	14	67	1.5	7	5	2	0	2	0

INTERCEPTIONS	GP	No	Yds	TD	LG	AVG/R
2019 (UT)	13	0	0	0	0	0.0
2020 (UT)	9	0	0	0	0	0.0
2021 (UT)	5	0	0	0	0	0.0
2022 (TTU)	12	1	0	0	0	0.0
2023 (TTU)	9	0	0	0	0	0.0
TOTALS	48	1	0	0	0	0.0

2023 GAME-BY-GAME STATS

Opponent	GS	UA	A	TOT	TFL-YDS	INT-YDS	FF	FR	PBU
at Wyoming	*	2	0	2	0.0-0	0-0	0	0	1
Oregon	*	4	1	5	0.0-0	0-0	0	0	0
Tarleton St.					DNP-injured				
at West Virginia	*	1	2	3	0.0-0	0-0	0	0	0
Houston	*	10	0	10	0.0-0	0-0	0	0	0
at Baylor	*	2	0	2	0.0-0	0-0	0	0	0
Kansas State	*	3	1	4	0.0-0	0-0	0	0	0
at BYU	*	2	0	2	0.0-0	0-0	0	0	1
TCU		3	2	5	1.0-5	0-0	0	0	0
at Kansas		2	0	2	0.0-0	0-0	0	0	0
UCF		DNP-injured							
at Texas		-	-	-	-	-	-	-	-
Totals		29	6	35	1.0-5	0-0	0	0	2

2022 GAME-BY-GAME STATS

Opponent	GS	UA	A	TOT	TFL-YDS	INT-YDS	FF	FR	PBU
Murray State		1	0	1	0.0-0	0-0	0	0	0
Houston		0	0	0	0.0-0	0-0	0	0	0
at NC State		1	0	1	0.0-0	0-0	0	0	0
Texas		1	0	1	0.0-0	0-0	0	0	0
at Kansas State		1	0	1	0.0-0	0-0	0	0	0
at Oklahoma St.	*	2	1	3	0.0-0	0-0	0	0	2
West Virginia		DNP-injured							
Baylor		0	0	0	0.0-0	0-0	0	0	0
at TCU		1	1	2	0.0-0	0-0	0	0	0
Kansas		0	0	0	0.0-0	0-0	0	0	0
at Iowa State		3	1	4	0.0-0	0-0	1	0	0
Oklahoma		0	0	0	0.0-0	0-0	0	0	0
vs. Ole Miss	*	4	2	6	0.0-0	1-0	1	0	0
Totals		14	5	19	0.0-0	1-0	2	0	2

8 JESIAH  
PIERRE

LB | Sr. | 5th Yr. (3rd at Tech) | Mount Dora, Fla. | Mount Dora Christian Academy

PARTICIPATION	2019*	2020*	2021	2022	2023	CAREER
GP/GS	2/0	11/0	11/3	13/10	10/6	47/19

\* at Florida

CAREER STATS

TACKLES	GP	UA	A	Total	TFL	Yds	PD	FF	FR	Blkd	QBH
2019 (LUF)	2	0	0	0	0.0	0	0	0	0	0	0
2020 (LUF)	11	3	5	8	0.5	4	0	0	0	0	0
2021 (TTU)	11	15	12	27	1.0	2	0	0	0	0	0
2022 (TTU)	13	24	16	40	7.0	28	1	1	0	0	3
2023 (TTU)	10	28	25	53	1.5	7	0	0	1	0	1
Totals	47	70	58	128	10.0	41	1	1	1	0	4

2023 GAME-BY-GAME STATS

Opponent	GS	UA	A	TOT	SACKS-YDS	TFL-YDS	FF	FR	INT	QBH
at Wyoming	*	10	4	14	0.0-0	0.0-0	0	0	0	0
Oregon	*	3	3	6	0.0-0	0.0-0	0	0	0	0
Tarleton State	*	5	0	5	0.0-0	0.0-0	0	0	0	0
at West Virginia	*	5	7	12	0.0-0	0.0-0	0	0	0	0
Houston					DNP-injured					
at Baylor	*	2	4	6	0.5-5	0.5-5	0	1	0	0
Kansas State	*	2	5	7	0.0-0	1.0-2	0	0	0	0
at BYU		0	1	1	0.0-0	0.0-0	0	0	0	0
TCU		0	1	1	0.0-0	0.0-0	0	0	0	1
at Kansas		1	0	1	0.0-0	0.0-0	0	0	0	0
UCF		0	0	0	0.0-0	0.0-0	0	0	0	0
at Texas	-	-	-	-	-	-	-	-	-	-
Totals		28	25	53	0.5-5	1.5-7	0	1	0	1

2022 GAME-BY-GAME STATS

Opponent	GS	UA	A	TOT	SACKS-YDS	TFL-YDS	FF	FR	INT	QBH
Murray State	*	1	2	3	0.0-0	0.0-0	0	0	0	0
Houston	*	0	0	0	0.0-0	0.0-0	0	0	0	0
at NC State	*	0	2	2	0.0-0	0.0-0	0	0	0	0
Texas	*	0	0	0	0.0-0	0.0-0	0	0	0	0
at Kansas State		1	0	1	0.0-0	0.0-0	0	0	0	0
at Oklahoma St.	*	3	2	5	1.0-1	1.0-1	0	0	0	0
West Virginia	*	1	1	2	0.0-0	0.0-0	0	0	0	0
Baylor	*	3	2	5	0.0-0	0.0-0	0	0	0	0
at TCU	*	1	4	5	1.5-8	2.5-11	0	0	0	1
Kansas	*	6	1	7	2.0-12	2.0-12	1	0	0	0
at Iowa State	*	4	2	6	0.0-0	1.5-4	0	0	0	1
Oklahoma		2	0	2	0.0-0	0.0-0	0	0	0	0
vs. Ole Miss		2	0	2	0.0-0	0.0-0	0	0	0	1
Totals		24	16	40	4.5-21	7.0-28	1	0	0	3

2021 GAME-BY-GAME STATS

Opponent	GS	UA	A	TOT	SACKS-YDS	TFL-YDS	FF	FR	INT	QBH
vs. Houston		3	2	5	0.0-0	0.5-1	0	0	0	0
Stephen F. Austin		0	2	2	0.0-0	0.0-0	0	0	0	0
FIU		3	1	4	0.0-0	0.0-0	0	0	0	0
at Texas		2	0	2	0.0-0	0.0-0	0	0	0	0
at West Virginia	*	1	2	3	0.0-0	0.0-0	0	0	0	0
TCU	*	3	3	6	0.0-0	0.5-1	0	0	0	0
at Kansas	*	0	0	0	0.0-0	0.0-0	0	0	0	0
Kansas State		0	0	0	0.0-0	0.0-0	0	0	0	0
at Oklahoma		2	0	2	0.0-0	0.0-0	0	0	0	0
Iowa State	DNP									
Oklahoma State		1	2	3	0.0-0	0.0-0	0	0	0	0
at Baylor		0	0	0	0.0-0	0.0-0	0	0	0	0
vs. Mississippi St.	DNP									
Totals		15	12	27.0	0.0-0	1.0-2	0	0	0	0

2020 GAME-BY-GAME STATS (@ FLORIDA)

Opponent	UA	A	TOT	SACKS-YDS	TFL-YDS	FF	FR	INT	QBH
at Ole Miss	0	0	0	0.0-0	0.0-0	0	0	0	0
South Carolina	0	0	0	0.0-0	0.0-0	0	0	0	0
at Texas A&M	0	0	0	0.0-0	0.0-0	0	0	0	0
Mizzou	0	1	1	0.0-0	0.0-0	0	0	0	0
vs. Georgia	0	0	0	0.0-0	0.0-0	0	0	0	0
Arkansas	0	0	0	0.0-0	0.0-0	0	0	0	0
at Vanderbilt	0	4	4	0.0-0	0.5-4	0	0	0	0
Kentucky	2	0	2	0.0-0	0.0-0	0	0	0	0
at Tennessee	1	0	1	0.0-0	0.0-0	0	0	0	0
LSU	0	0	0	0.0-0	0.0-0	0	0	0	0
vs. Alabama	0	0	0	0.0-0	0.0-0	0	0	0	0
vs. Oklahoma	DNP								
Totals	3	5	8	0.0-0	0.5-4	0	0	0	0

1 MYLES  
PRICE

WR | Sr. | 4th Yr. | The Colony, Texas | The Colony HS

PARTICIPATION	2020	2021	2022	2023	CAREER
GP/GS	9/3	12/9	11/9	10/7	42/28

CAREER STATS

RECEIVING	G	Rec	Yds	TD	Lg	Rec/G	Avg/C	Avg/G
2020	9	29	305	1	44	3.2	10.5	33.9
2021	12	38	523	2	48	3.2	13.8	43.6
2022	11	51	513	2	54	4.6	10.1	46.6
2023	10	43	410	5	33	4.3	9.5	41.0
Totals	42	161	1,751	10	54	3.8	10.9	41.7

RUSHING

2020	9	12	124	1	70	10.3	13.8
2021	12	14	83	1	15	5.9	6.9
2022	11	0	0	0	0	0.0	0.0
2023	10	0	0	0	0	0.0	0.0
Totals	42	26	207	2	70	8.0	5.2

KICK RETURNS

2020	9	3	59	19.7	0	29
2021	12	0	0	0.0	0	0
2022	11	0	0	0.0	0	0
2023	10	0	0	0.0	0	0
Totals	42	3	59	19.7	0	29

PUNT RETURNS

2020	9	0	0	0	0	0.0	0.0
2021	12	2	37	0	27	18.5	3.1
2022	11	8	63	0	20	7.9	5.7
2023	10	9	196	0	43	21.8	21.7
Totals	42	19	296	0	43	14.8	7.2

ALL PURPOSE

2020	9	124	305	0	59	0	488	54.2
2021	12	83	523	37	0	0	643	53.6
2022	11	0	513	63	0	0	576	52.4
2023	10	0	410	196	0	0	606	60.6
Totals	42	207	1,751	296	59	0	2,313	55.1

2023 GAME-BY-GAME

Opponent	GS	Rec	Yds	TD	Avg	LG	Rush	Yds	TD
at Wyoming	*	6	65	1	10.8	33	0	0	0
Oregon		4	31	1	7.8	18	0	0	0
Tarleton State	*	2	22	1	11.0	15	0	0	0
at West Virginia		0	0	0	0	0	0	0	0
Houston	*	5	63	1	12.6	16	0	0	0
at Baylor	*	10	90	0	9	24	0	0	0
Kansas State	*	4	33	0	8.3	13	0	0	0
at BYU	*	2	27	0	13.5	16	0	0	0
TCU	*	5	50	1	10	25	0	0	0
at Kansas		5	29	0	5.8	14	0	0	0
UCF		DNP-injured							
at Texas	-	-	-	-	-	-	-	-	-
Totals		43	410	5	9.5	33	0	0	0

2022 GAME-BY-GAME

Opponent	GS	Rec	Yds	TD	Avg	LG	Rush	Yds	TD
Murray State	*	3	39	0	13	17	0	0	0
Houston	*	5	78	1	15.6	54	0	0	0
at NC State	*	4	50	1	12.5	24	0	0	0
Texas	*	13	98	0	7.5	26	0	0	0
at Kansas State	*	6	44	0	7.3	16	0	0	0
at Oklahoma State		DNP-injured							
West Virginia		DNP-injured							
Baylor		1	16	0	16	16	0	0	0
at TCU	*	2	14	0	7	13	0	0	0
Kansas	*	5	43	0	8.6	18	0	0	0
at Iowa State	*	3	42	0	14	28	0	0	0
Oklahoma		6	54	0	9	19	0	0	0
vs. Ole Miss	*	3	35	0	11.7	20	0	0	0
Totals		51	513	2	10.1	54	0	0	0

2021 GAME-BY-GAME

Opponent	GS	Rec	Yds	TD	Avg	LG	Rush	Yds	TD
vs. Houston	*	0	0	0	0.0	0	2	8	0
Stephen F. Austin	*	2	14	0	7.0	12	2	-5	0
FIU	*	2	19	0	9.5	15	0	0	0
at Texas	*	5	75	1	15.0	40	1	9	0
at West Virginia		2	8	0	4.0	5	1	14	0
TCU	*	2	41	0	20.5	27	2	20	0
at Kansas	*	2	20	0	10.0	15	3	25	1
Kansas State		4	64	0	16.0	40	2	2	0
at Oklahoma	*	6	36	0	6.0	14	0	0	0





Opponent	GS	Rec	Yds	TD	Avg	LG	Rush	Yds	TD
Iowa State	*	9	175	1	19.4	39	0	0	0
Oklahoma State	*	1	-1	0	-1.0	-1	0	0	0
at Baylor	DNP								
vs. Mississippi St.	3	72	0	24.0	48		2	15	0
Totals	38	523	2	13.8	48		14	94	1

2020 GAME-BY-GAME

Opponent	GS	Rec	Yds	TD	Avg	LG	Rush	Yds	TD
Houston Baptist	DNP								
Texas	1	8	0	8.0	8		1	7	0
at Kansas St.	6	51	1	8.5	21		1	5	0
at Iowa St.	*	2	16	0	8.0	12	1	10	0
West Virginia	*	7	79	0	11.3	44	2	13	0
Oklahoma	1	9	0	9.0	9		0	0	0
at TCU	4	30	0	7.5	1		1	12	0
Baylor	1	5	0	5.0	5		2	-1	0
at Oklahoma St.	4	59	0	14.8	24		2	7	0
Kansas	*	2	43	0	21.5	33	2	71	1
Totals	28	300	1	10.7	44		12	124	1

3 BRYCE  
RAMIREZ

OLB | Sr. | 5th Yr. | Missouri City, Texas | George Ranch HS

PARTICIPATION	2019	2020	2021	2022	2023	CAREER
GP/GS	0/0	0/0	7/0	2/1	9/2	18/3

CAREER STATS

TACKLES	GP	UA	A	Total	TFL	Yds	PD	FF	FR	Blkd	QBH
2021	7	2	1	3	0.0	0	0	0	0	0	0
2022	2	4	0	4	0.0	0	0	0	0	0	0
2023	9	14	6	20	0.0	0	0	0	0	0	1
Totals	18	20	7	27	0.0	0	0	0	0	0	1

2023 GAME-BY-GAME STATS

Opponent	GS	UA	A	TOT	SACKS-YDS	TFL-YDS	FF	FR	INT	QBH
at Wyoming		0	1	1	0.0-0	0.0-0	0	0	0	0
Oregon		2	0	2	0.0-0	0.0-0	0	0	0	0
Tarleton State		1	0	1	0.0-0	0.0-0	0	0	0	0
at West Virginia		0	1	1	0.0-0	0.0-0	0	0	0	0
Houston		2	0	2	0.0-0	0.0-0	0	0	0	0
at Baylor		1	0	1	0.0-0	0.0-0	0	0	0	0
Kansas State		DNP-injured								
at BYU	*	3	4	7	0.0-0	0.0-0	0	0	0	1
TCU	*	2	0	2	0.0-0	0.0-0	0	0	0	0
at Kansas		3	0	3	0.0-0	0.0-0	0	0	0	0
UCF		DNP-injured								
at Texas		-	-	-	-	-	-	-	-	-
Totals		14	6	20	0.0-0	0.0-0	0	0	0	1

2022 GAME-BY-GAME STATS

Opponent	GS	UA	A	TOT	SACKS-YDS	TFL-YDS	FF	FR	INT	QBH
Murray State	DNP									
Houston		3	0	3	0.0-0	0.0-0	0	0	0	0
at NC State	*	1	0	1	0.0-0	0.0-0	0	0	0	0
Texas	DNP-injured									
at Kansas State	DNP-injured									
at Oklahoma St.	DNP-injured									
West Virginia	DNP-injured									
Baylor	DNP-injured									
at TCU	DNP-injured									
Kansas	DNP-injured									
at Iowa State	DNP-injured									
Oklahoma	DNP-injured									
vs. Ole Miss	DNP-injured									
Totals		4	0	4	0.0-0	0.0-0	0	0	0	0

2021 GAME-BY-GAME STATS

Opponent	GS	UA	A	TOT	SACKS-YDS	TFL-YDS	FF	FR	INT	QBH
vs. Houston	DNP									
Stephen F. Austin	DNP									
FIU	DNP									
at Texas	DNP									
at West Virginia	DNP									
TCU	DNP									
at Kansas	0	0	0	0.0-0	0.0-0	0	0	0	0	
Kansas State	1	1	2	0.0-0	0.0-0	0	0	0	0	
at Oklahoma	0	0	0	0.0-0	0.0-0	0	0	0	0	
Iowa State	DNP									
Oklahoma State	0	0	0	0.0-0	0.0-0	0	0	0	0	
at Baylor	0	0	0	0.0-0	0.0-0	0	0	0	0	
vs. Mississippi St.	1	0	1	0.0-0	0.0-0	0	0	0	0	
Totals	2	1	3	0.0-0	0.0-0	0	0	0	0	

13 BEN  
ROBERTS

LB | R-Fr. | 2nd Yr. | Haslet, Texas | Eaton HS

PARTICIPATION	2022	2023	CAREER
GP/GS	2/0	11/10	13/10

CAREER STATS

TACKLES	GP	UA	A	Total	TFL	Yds	PD	FF	FR	Blkd	QBH
2022	2	0	0	0	0.0	0	0	0	0	0	0
2023	11	47	40	87	5.0	27	0	2	0	0	1
Totals	13	47	40	87	5.0	27	0	2	0	0	1

2023 GAME-BY-GAME STATS

Opponent	GS	UA	A	TOT	SACKS-YDS	TFL-YDS	FF	FR	INT	QBH
at Wyoming		0	1	1	0.0-0	0.5-0	0	0	0	0
Oregon	*	5	7	12	0.5-2	1.5-7	1	0	0	0
Tarleton State	*	2	2	4	0.0-0	0.0-0	0	0	0	0
at West Virginia	*	4	7	11	0.0-0	0.5-1	0	0	1	0
Houston	*	8	2	10	0.0-0	0.0-0	0	0	0	0
at Baylor	*	5	2	7	0.0-0	2.0-19	1	0	0	0
Kansas State	*	5	6	11	0.0-0	0.0-0	0	0	0	0
at BYU	*	5	5	10	0.0-0	0.0-0	0	0	0	1
TCU	*	3	3	6	0.0-0	0.0-0	0	0	0	0
at Kansas	*	8	1	9	0.0-0	0.0-0	0	0	0	0
UCF	*	2	4	6	0.0-0	0.5-2	0	0	0	0
at Texas		-	-	-	-	-	-	-	-	-
Totals		47	40	87	0.5-2	5.0-27	2	0	1	1

10 JACOB  
RODRIGUEZ

LB | Jr. | 3rd Yr. (2nd at Tech) | Wichita Falls, Texas | Rider HS

PARTICIPATION	2021	2022	2023	CAREER
GP/GS	12/0	12/0	4/3	28/3

CAREER STATS

TACKLES	GP	UA	A	Total	TFL	Yds	PD	FF	FR	Blkd	QBH
2021 (UVA)	12	1	0	1	0.0	0	0	0	0	0	0
2022 (TTU)	12	17	12	29	3.0	7	0	1	0	0	0
2023 (TTU)	4	16	8	24	1.0	1	1	1	1	0	1
Totals	28	34	20	54	4.0	8	1	2	1	0	1

2023 GAME-BY-GAME STATS

Opponent	GS	UA	A	TOT	SACKS-YDS	TFL-YDS	FF	FR	INT	QBH
at Wyoming	*	2	0	2	0.0-0	0.0-0	1	1	0	0
Oregon	DNP-injured									
Tarleton State	DNP-injured									
at West Virginia	DNP-injured									
Houston	DNP-injured									
at Baylor	DNP-injured									
Kansas State	DNP-injured									
at BYU	DNP-injured									
TCU		4	2	6	0.0-0	0.0-0	0	0	0	0
at Kansas	*	3	1	4	0.0-0	1.0-1	0	0	0	0
UCF	*	7	5	12	0.0-0	0.0-0	0	0	0	1
at Texas		-	-	-	-	-	-	-	-	-
Totals		16	8	24	0.0-0	1.0-1	1	1	0	1

2022 GAME-BY-GAME STATS

Opponent	GS	UA	A	TOT	SACKS-YDS	TFL-YDS	FF	FR	INT	QBH
Murray State	0	4	4	0.0-0	1.0-2	0	0	0	0	0
Houston	0	0	0	0.0-0	0.0-0	0	0	0	0	0
at NC State	2	2	4	0.0-0	0.5-1	0	0	0	0	0
Texas	1	0	1	0.0-0	0.0-0	0	0	0	0	0
at Kansas State	1	0	1	0.0-0	0.0-0	0	0	0	0	0
at Oklahoma St.	1	1	2	0.0-0	0.0-0	0	0	0	0	2
West Virginia	4	0	4	0.0-0	0.0-0	1	0	0	1	1
Baylor	3	2	5	0.0-0	0.0-0	0	0	0	0	0
at TCU	0	2	2	0.0-0	0.5-1	0	0	0	0	0
Kansas	2	0	2	0.0-0	0.0-0	0	0	0	0	0
at Iowa State	1	0	1	0.0-0	0.0-0	0	0	0	0	0
Oklahoma	DNP-injured									
vs. Ole Miss	2	1	3	0.0-0	1.0-3	0	0	0	0	0
Totals	17	12	29	0.0-0	3.0-7	1	0	0	3	3

12 TYLER SHOUGH

QB | S-Sr. | 6th Yr. (3rd at Tech) | Chandler, Ariz. | Hamilton HS

PARTICIPATION	2018*	2019*	2020*	2021	2022	2023	CAREER
GP/GS	3/0	5/0	7/7	4/4	7/5	4/4	30/20

\* indicates seasons at Oregon

CAREER STATS

PASSING	G	Comp	Att	Int	Yds	TD	Lg	Pct	Avg/G	Effic
2018 (UO)	3	0	0	0	0	0	0	0.0	0.0	0.00
2019 (UO)	5	12	15	0	144	3	35	80.0	28.8	226.6
2020 (UO)	7	106	167	6	1,559	13	71	63.5	222.7	160.4
2021 (TTU)	4	64	92	3	872	6	75	69.6	218.0	164.2
2022 (TTU)	7	106	177	4	1,304	7	47	59.9	186.3	130.3
2023 (TTU)	4	67	111	4	746	7	46	60.4	186.5	130.4
Totals	30	355	562	17	4,625	36	75	63.2	154.2	147.4

RUSHING	G	Att	Yds	TD	Lg	Avg/C	Avg/G
2018 (UO)	3	0	0	0	0	0	0.0
2019 (UO)	5	2	11	0	13	5.5	2.2
2020 (UO)	7	66	271	2	33	4.1	38.7
2021 (TTU)	4	16	14	2	14	0.9	3.5
2022 (TTU)	7	72	269	4	36	3.7	38.4
2023 (TTU)	4	48	149	2	58	3.1	37.3
Totals	30	204	714	10	58	3.5	23.8

TOTAL OFF.	G	Rush	Pass	Total	Avg/G
2018 (UO)	3	0	0	0	0.0
2019 (UO)	5	11	144	155	31.0
2020 (UO)	7	271	1,559	1,830	261.4
2021 (TTU)	4	14	872	886	221.5
2022 (TTU)	7	269	1,304	1,573	224.7
2023 (TTU)	4	149	746	895	223.8
Totals	30	714	4,625	5,339	178.0

2023 GAME-BY-GAME

Opponent	GS	Comp	Att	TD	INT	Yds	Lg	Rush	Yds	TD	LG
at Wyoming	*	31	47	3	1	338	33	15	36	0	12
Oregon	*	24	38	3	3	282	34	23	101	1	58
Tarleton State	*	10	20	1	0	123	46	6	0	1	3
at West Virginia	*	2	6	0	0	3	6	4	12	0	6
Houston	DNP-injured										
at Baylor	DNP-injured										
Kansas State	DNP-injured										
at BYU	DNP-injured										
TCU	DNP-injured										
at Kansas	DNP-injured										
UCF	DNP-injured										
at Texas	-	-	-	-	-	-	-	-	-	-	-
Totals		67	111	7	4	746	46	48	149	2	58

2022 GAME-BY-GAME

Opponent	GS	Comp	Att	TD	INT	Yds	Lg	Rush	Yds	TD	LG
Murray State	*	6	10	1	0	154	39	1	17	0	17
Houston	DNP-injured										
at NC State	DNP-injured										
Texas	DNP-injured										
at Kansas State	DNP-injured										
at Oklahoma St.	DNP-injured										
West Virginia	DNP-injured										
Baylor		1	2	0	1	7	7	4	-21	0	4
at TCU		9	22	1	1	78	33	7	9	1	7
Kansas	*	20	33	1	0	246	47	12	76	1	18
at Iowa State	*	15	21	1	0	141	29	14	33	0	15
Oklahoma	*	31	50	2	1	436	44	9	44	0	19
vs. Ole Miss	*	24	39	1	1	242	36	25	111	2	36
Totals		106	177	7	4	1,304	47	72	269	4	36

2021 GAME-BY-GAME

Opponent	GS	Comp	Att	TD	INT	Yds	Lg	Rush	Yds	TD	LG
Houston	*	17	24	1	0	231	50	6	-2	1	8
Stephen F. Austin	*	12	22	1	2	174	75	6	6	0	14
FIU	*	26	35	4	0	399	59	3	4	0	2
Texas	*	9	11	0	1	68	18	1	6	1	6
at West Virginia	DNP-injured										
TCU	DNP-injured										
at Kansas	DNP-injured										
Kansas State	DNP-injured										
at Oklahoma	DNP-injured										
Iowa State	DNP-injured										
Oklahoma State	DNP-injured										
at Baylor	DNP-injured										
vs. Mississippi St.	DNP-injured										
Totals		64	92	6	3	872	75	16	14	2	14

2020 GAME-BY-GAME (@ OREGON)

Opponent	GS	Comp	Att	TD	INT	Yds	Lg	Rush	Yds	TD	LG
Stanford	*	17	26	1	1	227	44	11	85	1	25
Washington St	*	21	30	4	1	312	71	9	81	0	33
UCLA	*	19	30	3	0	334	49	11	31	0	23
Oregon State	*	20	31	2	2	285	60	8	6	1	6
California	*	14	26	1	0	231	67	13	53	0	14
USC	*	8	15	2	1	91	23	10	7	0	9
Iowa State	*	7	9	0	1	79	20	4	8	0	6
Totals		106	137	13	6	1,559	71	66	271	2	33

2019 GAME-BY-GAME (@ OREGON)

Opponent	GS	Comp	Att	TD	INT	Yds	Lg	Rush	Yds	TD	LG
Nevada		8	9	2	0	92	21	2	11	0	13
Montana		1	1	0	0	-3	0	0	0	0	0
Colorado		1	2	0	0	14	0	0	0	0	0
USC		2	3	1	0	41	35	0	0	0	0
Totals		12	15	3	0	144	35	2	11	0	13



6 J.J. SPARKMAN

WR | Jr. | 4th Yr. | Longview, Texas | Pine Tree HS

PARTICIPATION	2021	2022	2023	CAREER
GP/GS	9/0	11/3	11/1	31/4

CAREER STATS								
RECEIVING	G	Rec	Yds	TD	Lg	Rec/G	Avg/C	Avg/G
2021	9	7	86	2	17	0.8	12.3	9.6
2022	11	14	150	1	33	1.3	10.7	13.6
2023	11	2	9	0	8	0.2	4.5	0.9
Totals	31	23	245	3	33	0.7	10.7	7.9

2023 GAME-BY-GAME									
Opponent	GS	Rec	Yds	TD	Avg	LG	Rush	Yds	TD
at Wyoming		0	0	0	0	0	0	0	0
Oregon	*	0	0	0	0	0	0	0	0
Tarleton State		1	1	0	1.0	1	0	0	0
at West Virginia		0	0	0	0	0	0	0	0
Houston		0	0	0	0	0	0	0	0
at Baylor		0	0	0	0	0	0	0	0
Kansas State		0	0	0	0	0	0	0	0
at BYU		0	0	0	0	0	0	0	0
TCU		0	0	0	0	0	0	0	0
at Kansas		1	8	0	8	8	0	0	0
UCF		0	0	0	0	0	0	0	0
at Texas	-	-	-	-	-	-	-	-	-
Totals		2	9	0	4.5	8	0	0	0

2022 GAME-BY-GAME									
Opponent	GS	Rec	Yds	TD	Avg	LG	Rush	Yds	TD
Murray State		1	14	0	14	14	0	0	0
Houston		2	15	0	7.5	10	0	0	0
at NC State		1	17	0	17	17	0	0	0
Texas	*	4	35	0	8.8	13	0	0	0
at Kansas State	*	3	23	0	7.7	9	0	0	0
at Oklahoma State	DNP-injured								
West Virginia	DNP-injured								
Baylor		0	0	0	0	0	0	0	0
at TCU		3	46	1	15.3	33	0	0	0
Kansas	*	0	0	0	0	0	0	0	0
at Iowa State		0	0	0	0	0	0	0	0
Oklahoma		0	0	0	0	0	0	0	0
vs. Ole Miss		0	0	0	0	0	0	0	0
Totals		14	150	1	10.7	33	0	0	0

2021 GAME-BY-GAME									
Opponent	GS	Rec	Yds	TD	Avg	LG	Rush	Yds	TD
vs. Houston		0	0	0	0	0	0	0	0
Stephen F. Austin		0	0	0	0	0	0	0	0
FIU		1	9	0	9.0	9	0	0	0
at Texas		0	0	0	0	0	0	0	0
at West Virginia	DNP								
TCU	DNP								
at Kansas	DNP								
Kansas State		0	0	0	0	0	0	0	0
at Oklahoma		3	37	1	12.3	17	0	0	0
Iowa State		1	11	0	11.0	11	0	0	0
Oklahoma State	DNP								
at Baylor		0	0	0	0	0	0	0	0
vs. Mississippi State		2	29	1	14.5	15	0	0	0
Totals		7	86	2	12.3	17	0	0	0

1 DADRION TAYLOR-DEMERTON

DB | S-Sr. | 5th Yr. | Oklahoma City, Okla. | Carl Albert HS

PARTICIPATION	2019	2020	2021	2022	2023	CAREER
GP/GS	11/2	10/3	12/7	13/12	11/11	57/35

CAREER STATS													
TACKLES	GP	UA	A	Total	TFL	Yds	PD	FF	FR	INT	QBH		
2019	11	12	4	16	1.0	1	0	0	1	0	0		
2020	10	12	3	15	0.5	1	0	0	0	0	0		
2021	12	41	21	62	0.5	0	10	0	0	3	0		
2022	13	54	20	74	5.5	25	5	2	2	3	0		
2023	11	48	14	62	1.5	11	5	0	0	4	2		
TOTALS	57	167	62	229	9.0	38	20	2	3	10	2		

INTERCEPTIONS	GP	No	Yds	TD	LG	AVG/R
2019	11	0	0	0	0	0.0
2020	10	0	0	0	0	0.0
2021	12	3	4	0	9	1.3
2022	13	3	0	0	0	0.0
2023	11	4	35	0	23	8.8
TOTALS	57	10	39	0	23	3.9

2023 GAME-BY-GAME STATS											
Opponent	GS	UA	A	TOT	TFL-YDS	INT-YDS	FF	FR	PBU		
at Wyoming	*	5	0	5	0.0-0	0-0	0	0	1		
Oregon	*	11	1	12	0.0-0	0-0	0	0	0		
Tarleton St.	*	4	0	4	0.0-0	1-0	0	0	1		
at West Virginia	*	3	3	6	0.0-0	0-0	0	0	0		
Houston	*	2	0	2	0.0-0	0-0	0	0	0		
at Baylor	*	3	3	6	0.0-0	0-0	0	0	1		
Kansas State	*	6	3	9	0.5-0	0-0	0	0	0		
at BYU	*	3	2	5	0.0-0	0-0	0	0	1		
TCU	*	3	1	4	0.0-0	2-23	0	0	0		
at Kansas	*	4	1	5	1.0-11	1-0	0	0	1		
UCF	*	4	0	4	0.0-0	0-0	0	0	0		
at Texas	-	-	-	-	-	-	-	-	-		
Totals		48	14	62	1.5-11	4-23	0	0	5		

2022 GAME-BY-GAME STATS											
Opponent	GS	UA	A	TOT	TFL-YDS	INT-YDS	FF	FR	PBU		
Murray State	*	1	1	2	0.0-0	0-0	0	0	0		
Houston	*	5	2	7	0.0-0	0-0	0	1	1		
at NC State	*	1	4	5	0.0-0	0-0	1	0	0		
Texas		4	0	4	0.0-0	0-0	0	0	0		
at Kansas State	*	3	1	4	1.0-2	0-0	1	0	0		
at Oklahoma St.	*	6	1	7	0.0-0	0-0	0	0	1		
West Virginia	*	5	2	7	1.0-5	1-0	0	0	0		
Baylor	*	4	3	7	0.0-0	0-0	0	0	0		
at TCU	*	8	1	9	1.0-3	0-0	0	0	0		
Kansas	*	6	0	6	2.0-12	0-0	0	0	3		
at Iowa State	*	1	1	2	0.0-0	0-0	1	0	0		
Oklahoma	*	3	3	6	0.5-3	1-0	0	0	0		
vs. Ole Miss	*	7	1	8	0.0-0	1-0	0	1	0		
Totals		54	20	74	5.5-25	3-0	2	2	5		

2021 GAME-BY-GAME STATS											
Opponent	GS	UA	A	TOT	TFL-YDS	INT-YDS	FF	FR	PBU		
vs. Houston	DNP-injured										
Stephen F. Austin	3	4	7		0.0-0	0-0	0	0	0		
FIU	0	0	0		0.0-0	0-0	0	0	0		
at Texas	3	2	5		0.0-0	1-0	0	0	2		
at West Virginia	3	0	3		0.0-0	0-0	0	0	0		
TCU	*	5	1	6		0.0-0	0	0	0		
at Kansas	*	2	1	3		0.0-0	1-9	0	0	2	
Kansas State	3	3	6		0.5-0	0-0	0	0	1		
at Oklahoma	*	4	4	8		0.0-0	0	0	0		
Iowa State	*	4	1	5		0.0-0	1-5	0	0	0	
Oklahoma State	*	5	2	7		0.0-0	0-0	0	0	2	
at Baylor	*	5	3	8		0.0-0	0-0	0	0	0	
vs. Mississippi St.	*	4	0	4		0.0-0	0-0	0	0	3	
Totals		41	21	62		0.5-0	3-4	0	0	10	

2020 GAME-BY-GAME STATS											
Opponent	GS	UA	A	TOT	TFL-YDS	INT-YDS	FF	FR	PBU		
HBU	0	0	0		0.0-0	0-0	0	0	0		
Texas	1	0	1		0.0-0	0-0	0	0	0		
at Kansas State	0	0	0		0.0-0	0-0	0	0	0		
at Iowa State	0	0	0		0.0-0	0-0	0	0	0		
West Virginia	0	0	0		0.0-0	0-0	0	0	0		
Oklahoma	0	1	1		0.0-0	0-0	0	0	0		
at TCU	3	0	3		0.0-0	0-0	0	0	0		
Baylor	*	3	1	4		0.0-0	0-0	0	0	0	



Opponent	GS	UA	A	TOT	TFL-YDS	INT-YDS	FF	FR	PBU
at Oklahoma St.	*	1	0	1	0.0-0	0-0	0	0	0
Kansas	*	5	1	6	0.5-1	0-0	0	0	0
Totals	13	3	16		0.5-1	0-0	0	0	0

2019 GAME-BY-GAME STATS

Opponent	GS	UA	A	TOT	TFL-YDS	INT-YDS	FF	FR	PBU
Montana St.	0	1	1		0.0-0	0-0	0	0	0
UTEP	0	0	0		0.0-0	0-0	0	0	0
at Arizona	DNP								
at Oklahoma	3	1	4		1.0-1	0-0	0	0	0
Oklahoma State	*	4	0	4	0.0-0	0-0	0	1	0
at Baylor	*	1	0	1	0.0-0	0-0	0	0	0
Iowa State	0	0	0		0.0-0	0-0	0	0	0
at Kansas	0	0	0		0.0-0	0-0	0	0	0
at West Virginia	4	1	5		0.0-0	0-0	0	0	0
TCU	0	1	1		0.0-0	0-0	0	0	0
Kansas State	0	0	0		0.0-0	0-0	0	0	0
at Texas	DNP								
Totals	12	4	16		1.0-1	0-0	0	1	0

43 HENRY  
TEETER

FB | S-Sr. | 6th Yr. (4th at Tech) | San Angelo, Texas | Central HS

PARTICIPATION	2018*	2019*	2020	2021	2022	2023	CAREER
GP/GS	9/0	0/0	0/0	12/1	12/2	11/0	44/3

\* at Holy Cross

CAREER STATS

RECEIVING	G	Rec	Yds	TD	Lg	Rec/G	Avg/C	Avg/G
2018 (HCC)	9	0	0	0	0	0.0	0.0	0.0
2019 (HCC)	0	-	-	-	-	-	-	-
2020 (TTU)	0	-	-	-	-	-	-	-
2021 (TTU)	12	2	14	0	7	0.2	7.0	1.2
2022 (TTU)	12	6	61	1	23	0.5	10.2	5.1
2023 (TTU)	11	0	0	0	0	0.0	0.0	0.0
Totals	44	8	75	1	23	0.2	9.4	1.7

2023 GAME-BY-GAME

Opponent	GS	Rec	Yds	TD	Avg	LG	Rush	Yds	TD
at Wyoming		0	0	0	0.0	0	0	0	0
Oregon		0	0	0	0.0	0	0	0	0
Tarleton State		0	0	0	0.0	0	0	0	0
at West Virginia		0	0	0	0.0	0	0	0	0
Houston		0	0	0	0.0	0	0	0	0
at Baylor		0	0	0	0.0	0	0	0	0
Kansas State		0	0	0	0.0	0	0	0	0
at BYU		0	0	0	0.0	0	0	0	0
TCU		0	0	0	0.0	0	0	0	0
at Kansas		0	0	0	0.0	0	0	0	0
UCF		0	0	0	0.0	0	0	0	0
at Texas		-	-	-	-	-	-	-	-
Totals	0	0	0	0	0.0	0	0	0	0

2022 GAME-BY-GAME

Opponent	GS	Rec	Yds	TD	Avg	LG	Rush	Yds	TD
Murray State	*	1	23	0	23.0	23	0	0	0
Houston	*	0	0	0	0	0	0	0	0
at NC State		0	0	0	0	0	0	0	0
Texas		0	0	0	0	0	0	0	0
at Kansas State		0	0	0	0	0	0	0	0
at Oklahoma State		1	6	0	6.0	6	0	0	0
West Virginia		1	23	0	23.0	23	0	0	0
Baylor		1	1	1	1.0	1	0	0	0
at TCU		0	0	0	0	0	0	0	0
Kansas		0	0	0	0	0	0	0	0
at Iowa State		1	3	0	3.0	3	0	0	0
Oklahoma		0	0	0	0	0	0	0	0
vs. Ole Miss		1	5	0	5.0	5	0	0	0
Totals	6	61	1	23.0	23		0	0	0

2021 GAME-BY-GAME

Opponent	GS	Rec	Yds	TD	Avg	LG	Rush	Yds	TD
vs. Houston		0	0	0	0.0	0	0	0	0
Stephen F. Austin		0	0	0	0.0	0	0	0	0
FIU		0	0	0	0.0	0	0	0	0
at Texas		1	7	0	7.0	7	0	0	0
at West Virginia		1	7	0	7.0	7	0	0	0
TCU		0	0	0	0.0	0	0	0	0
at Kansas		0	0	0	0.0	0	0	0	0
Kansas State		0	0	0	0.0	0	0	0	0
at Oklahoma	*	0	0	0	0.0	0	0	0	0
Iowa State	DNP								
Oklahoma State		0	0	0	0.0	0	1	0	0
at Baylor		0	0	0	0.0	0	0	0	0
vs. Mississippi St.		0	0	0	0.0	0	0	0	0
Totals	2	14	0	7.0	7		1	0	0

80 MASON  
THARP

TE | Jr. | 3rd Yr. | Klein, Texas | Klein HS

PARTICIPATION	2021	2022	2023	CAREER
GP/GS	12/8	10/7	6/6	28/21

CAREER STATS

RECEIVING	G	Rec	Yds	TD	Lg	Rec/G	Avg/C	Avg/G
2021	12	14	198	1	25	1.2	14.1	16.5
2022	10	12	100	2	21	1.2	8.3	10.0
2023	6	14	152	3	28	2.3	10.9	25.3
Totals	28	40	450	6	28	1.4	11.3	16.1

2023 GAME-BY-GAME

Opponent	GS	Rec	Yds	TD	Avg	LG	Rush	Yds	TD
at Wyoming	*	1	10	0	10.0	10	0	0	0
Oregon	*	4	37	1	9.3	15	0	0	0
Tarleton State	*	3	43	1	14.3	28	0	0	0
at West Virginia	*	1	14	0	14	14	0	0	0
Houston	*	2	16	0	8	15	0	0	0
at Baylor	DNP-injured								
Kansas State	DNP-injured								
at BYU	DNP-injured								
TCU	DNP-injured								
at Kansas	DNP-injured								
UCF	*	3	32	1	10.7	19	0	0	0
at Texas		-	-	-	-	-	-	-	-
Totals	14	152	3	10.9	28		0	0	0

2022 GAME-BY-GAME

Opponent	GS	Rec	Yds	TD	Avg	LG	Rush	Yds	TD
Murray State		1	21	1	21.0	21	0	0	0
Houston		0	0	0	0	0	0	0	0
at NC State	*	3	26	0	8.7	14	0	0	0
Texas		1	13	0	13.0	13	0	0	0
at Kansas State	*	0	0	0	0	0	0	0	0
at Oklahoma State	*	1	2	0	2.0	2	0	0	0
West Virginia	*	3	35	0	11.7	19	0	0	0
Baylor	*	1	0	0	0	0	0	0	0
at TCU	*	0	0	0	0	0	0	0	0
Kansas	*	2	3	1	1.5	2	0	0	0
at Iowa State	DNP-injured								
Oklahoma	DNP-injured								
vs. Ole Miss	DNP-injured								
Totals	12	100	2	8.3	21		0	0	0

2021 GAME-BY-GAME

Opponent	GS	Rec	Yds	TD	Avg	LG	Rush	Yds	TD
vs. Houston		0	0	0	0.0	0	0	0	0
Stephen F. Austin	*	0	0	0	0.0	0	0	0	0
FIU		3	61	1	20.3	25	0	0	0
at Texas	*	1	7	0	7.0	7	0	0	0
at West Virginia	*	0	0	0	0.0	0	0	0	0
TCU		2	22	0	11.0	14	0	0	0
at Kansas	*	3	38	0	12.7	25	0	0	0
Kansas State	*	0	0	0	0.0	0	0	0	0
at Oklahoma		2	31	0	15.5	23	0	0	0
Iowa State	DNP-injured								
Oklahoma State	*	3	39	0	13	25	0	0	0
at Baylor	*	0	0	0	0.0	0	0	0	0
vs. Mississippi St.	*	0	0	0	0.0	0	0	0	0
Totals	14	198	1	14.1	25		0	0	0



O CAM'RON VALDEZ

RB | So. | 3rd Yr. | Rockdale, Texas | Rockdale HS

PARTICIPATION	2021	2022	2023	CAREER
GP/GS	2/0	4/0	8/0	14/0

CAREER STATS							
RUSHING	G	Att	Yds	TD	Lg	Avg/C	Avg/G
2021	2	6	16	0	8	2.7	8.0
2022	4	18	169	0	38	9.4	42.3
2023	8	36	233	1	54	6.5	29.1
Totals	14	60	418	1	54	7.0	29.9

2023 GAME-BY-GAME										
Opponent	GS	Rush	Yds	TD	LG	Rec	Yds	TD	LG	
at Wyoming		6	20	0	4	0	0	0	0	
Oregon		DNP-injured								
Tarleton State		DNP-injured								
at West Virginia		0	0	0	0	0	0	0	0	
Houston		6	111	1	54	0	0	0	0	
at Baylor		6	21	0	7	0	0	0	0	
Kansas State		6	22	0	14	3	27	0	15	
at BYU		5	38	0	20	0	0	0	0	
TCU		3	7	0	4	0	0	0	0	
at Kansas		4	14	0	5	0	0	0	0	
UCF		-	-	-	-	-	-	-	-	
at Texas		-	-	-	-	-	-	-	-	
Totals		36	233	1	54	3	27	0	15	

2022 GAME-BY-GAME										
Opponent	GS	Rush	Yds	TD	LG	Rec	Yds	TD	LG	
Murray State		DNP-injured								
Houston		DNP-injured								
at NC State		DNP-injured								
Texas		DNP-injured								
at Kansas State		DNP-injured								
at Oklahoma State		DNP-injured								
West Virginia		DNP-injured								
Baylor		DNP-injured								
at TCU		3	71	0	38	0	0	0	0	
Kansas		11	66	0	18	0	0	0	0	
at Iowa State		3	3	0	2	0	0	0	0	
Oklahoma		DNP								
vs. Ole Miss		1	29	0	29	0	0	0	0	
Totals		18	169	0	38	0	0	0	0	

14 XAVIER WHITE

WR | S-Sr. | 6th Yr. (5th at Tech) | Lubbock, Texas | Monterey HS

PARTICIPATION	2019	2020	2021	2022	2023	CAREER
GP/GS	4/0	8/0	13/1	13/4	11/3	49/8

note: 2018 season at Dodge City CC not counted toward stats

CAREER STATS							
RECEIVING	G	Rec	Yds	TD	Lg	Rec/G	Avg/C
2019	4	10	159	1	45	2.5	15.9
2020	8	21	104	0	15	2.6	5.0
2021	13	18	133	1	19	1.4	7.4
2022	13	45	572	3	55	3.5	12.7
2023	11	31	470	1	72	2.8	15.2
Totals	49	125	1,438	6	72	2.6	11.5

RUSHING	G	Att	Yds	TD	Lg	Avg/C	Avg/G
2019	4	1	0	0	0	0.0	0.0
2020	8	62	436	2	70	7.0	54.5
2021	13	68	310	3	52	4.6	23.8
2022	13	1	5	0	5	5.0	0.4
2023	11	4	3	0	2	0.8	0.3
Totals	49	136	754	5	70	5.5	15.4

PUNT RETURNS	G	No.	Yds	TD	Lg	Avg/R	Avg/G
2019	4	0	0	0	0	0.0	0.0
2020	8	0	0	0	0	0.0	0.0
2021	13	0	0	0	0	0.0	0.0
2022	13	2	15	0	13	7.5	1.2
2023	11	1	7	0	7	7.0	7.0
Totals	49	3	22	0	13	7.0	0.45

KICK RETURNS	G	No.	Yds	Avg	TD	Long
2019	4	0	0	0.0	0	0
2020	8	1	17	17.0	0	17
2021	13	0	0	0.0	0	0
2022	13	14	316	22.6	0	36
2023	11	2	35	17.5	0	23
Totals	49	17	368	21.6	0	36

ALL PURPOSE	G	Rush	Rec	PR	KR	IR	Total	Avg/G
2019	4	0	159	0	0	0	159	39.8
2020	8	436	104	0	17	0	557	69.6
2021	13	310	133	0	0	0	443	34.1
2022	13	5	572	15	316	0	908	69.8
2023	11	3	470	7	35	0	515	46.8
Totals	49	754	1,438	22	368	0	2,582	52.7

2023 GAME-BY-GAME									
Opponent	GS	Rec	Yds	TD	Avg	LG	Rush	Yds	TD
at Wyoming		4	28	0	7.0	10	0	0	0
Oregon	*	4	45	0	11.3	22	2	2	0
Tarleton State		1	7	0	7.0	7	1	-1	0
at West Virginia	*	3	45	0	15.0	20	0	0	0
Houston		3	53	0	17.7	34	1	2	0
at Baylor		1	9	0	9.0	9	0	0	0
Kansas State		3	32	0	10.7	31	0	0	0
at BYU		3	98	1	32.7	72	0	0	0
TCU	*	5	71	0	14.2	39	0	0	0
at Kansas		1	5	0	5	5	0	0	0
UCF		3	77	0	25.7	49	0	0	0
at Texas		-	-	-	-	-	-	-	-
Totals		31	470	1	15.2	72	4	3	0

2022 GAME-BY-GAME									
Opponent	GS	Rec	Yds	TD	Avg	LG	Rush	Yds	TD
Murray State		1	15	0	0	15	0	0	0
Houston		2	24	0	0	13	0	0	0
at NC State		1	38	0	0	38	0	0	0
Texas	*	2	11	0	0	7	0	0	0
at Kansas State		9	120	1	0	26	0	0	0
at Oklahoma State		8	62	1	0	12	0	0	0
West Virginia		8	139	1	0	55	0	0	0
Baylor	*	2	45	0	0	39	0	0	0
at TCU	*	2	7	0	0	4	0	0	0
Kansas		4	70	0	0	47	0	0	0
at Iowa State	*	2	26	0	0	29	1	5	0
Oklahoma		1	4	0	0	4	0	0	0
vs. Ole Miss		3	11	0	0	5	0	0	0
Totals		45	572	3	0.0	55	1	5	0

2021 GAME-BY-GAME										
Opponent	GS	Rush	Yds	TD	Avg	LG	Rec	Yds	TD	
vs. Houston		4	4	0	1.0	3	1	3	1	
Stephen F. Austin		7	88	1	12.5	52	2	8	0	
FIU		7	36	0	5.1	11	1	4	0	
at Texas		7	20	0	2.8	5	1	4	0	
at West Virginia	*	4	7	0	1.7	5	2	20	0	
TCU		9	51	1	5.7	16	3	26	0	
at Kansas		6	23	0	3.9	9	0	0	0	
Kansas State		3	9	0	3.0	4	1	12	0	
at Oklahoma		10	42	1	4.2	12	0	0	0	
Iowa State		0	0	0	0.0	0	3	14	0	
Oklahoma State		3	3	0	1.0	4	0	0	0	
at Baylor		4	17	0	4.2	8	3	23	0	
vs. Mississippi St.		4	10	0	2.5	4	1	19	0	
Totals		68	310	3	4.6	52	18	133	1	

2020 GAME-BY-GAME										
Opponent	GS	Rush	Yds	TD	Avg	LG	Rec	Yds	TD	
Houston Baptist		DNP								
Texas		3	0	0	0.0	6	1	3	0	
at Kansas St.		12	113	1	9.4	49	4	9	0	
at Iowa St.		7	21	0	3.0	6	3	5	0	
West Virginia		6	14	0	2.3	4	2	5	0	
Oklahoma		DNP								
at TCU		6	43	0	7.2	17	5	35	0	
Baylor		5	12	0	2.4	5	1	8	0	
at Oklahoma St.		9	98	1	10.9	70	1	11	0	
Kansas		14	135	0	9.6	30	4	28	0	
Totals		62	436	2	7.0	70	21	104	0	

2019 GAME-BY-GAME										
Opponent	GS	Rush	Yds	TD	Avg	LG	Rec	Yds	TD	
Montana St.		0	0	0	0.0	0	5	107	1	
UTEP		0	0	0	0.0	0	1	7	0	
at Arizona		0	0	0	0.0	0	3	24	0	
at Oklahoma		1	0	0	0.0	0	1	21	0	
Totals		1	0	0	0.0	0	10	159	1	

RAYSHAD WILLIAMS

DB | S-Sr. | 6th Yr. (3rd at Tech) | Memphis, Tenn. | Whitehaven HS

PARTICIPATION	2018*	2019*	2020*	2021	2022	2023	CAREER
GP/GS	4/0	12/8	6/0	13/12	13/12	11/8	59/40

\* at UCLA

CAREER STATS												
TACKLES	GP	UA	A	Total	TFL	Yds	PD	FF	FR	Blkd	QBH	
2018 (UCLA)	4	0	0	0	0.0	0	0	0	0	0	0	
2019 (UCLA)	12	30	3	33	0.0	0	2	0	0	0	0	
2020 (UCLA)	6	6	3	9	0.0	0	1	0	0	0	0	
2021 (TTU)	13	30	8	38	1.5	8	10	0	0	0	0	
2022 (TTU)	13	28	9	37	1.0	2	7	0	1	0	0	
2023 (TTU)	11	16	3	19	1.0	1	6	0	0	0	0	
TOTALS	59	110	26	136	3.5	11	26	0	1	0	0	

2023 GAME-BY-GAME STATS										
Opponent	GS	UA	A	TOT	TFL-YDS	INT-YDS	FF	FR	PBU	
at Wyoming	*	2	0	2	0.0-0	0-0	0	0	0	
Oregon	*	5	0	5	0.0-0	0-0	0	0	0	
Tarleton St.	*	0	2	2	0.0-0	0-0	0	0	1	
at West Virginia	*	0	0	0	0.0-0	0-0	0	0	0	
Houston	*	2	1	3	0.0-0	0-0	0	0	0	
at Baylor		2	0	2	1.0-1	0-0	0	0	1	
Kansas State	*	1	0	1	0.0-0	0-0	0	0	2	
at BYU	*	1	0	1	0.0-0	0-0	0	0	0	
TCU	*	2	0	2	0.0-0	0-0	0	0	0	
at Kansas		0	0	0	0.0-0	0-0	0	0	1	
UCF		1	0	1	0.0-0	0-0	0	0	1	
at Texas	-	-	-	-	-	-	-	-	-	
Totals		16	3	19	1.0-1	0-0	0	0	6	

2022 GAME-BY-GAME STATS										
Opponent	GS	UA	A	TOT	TFL-YDS	INT-YDS	FF	FR	PBU	
Murray State	*	3	0	3	1.0-2	0-0	0	0	0	
Houston	*	2	1	3	0.0-0	0-0	0	0	1	
at NC State	*	0	1	1	0.0-0	0-0	0	0	0	
Texas		3	1	4	0.0-0	0-0	0	0	1	
at Kansas State	*	0	1	1	0.0-0	0-0	0	0	0	
at Oklahoma St.	*	3	0	3	0.0-0	0-0	0	0	5	
West Virginia	*	1	1	2	0.0-0	1-0	0	0	0	
Baylor	*	1	1	2	0.0-0	0-0	0	1	0	
at TCU	*	1	1	2	0.0-0	0-0	0	0	0	
Kansas	*	4	0	4	0.0-0	0-0	0	0	0	

Opponent	GS	UA	A	TOT	TFL-YDS	INT-YDS	FF	FR	PBU
at Iowa State	*	3	0	3	0.0-0	0-0	0	0	0
Oklahoma	*	6	0	6	0.0-0	0-0	0	0	0
vs. Ole Miss		1	2	3	0.0-0	0-0	0	0	0
Totals		28	9	37	1.0-2	1-0	0	1	7

2021 GAME-BY-GAME STATS										
Opponent	GS	UA	A	TOT	TFL-YDS	INT-YDS	FF	FR	PBU	
vs. Houston		2	0	2	0.0-0	0-0	0	0	1	
Stephen F. Austin	*	2	1	3	0.0-0	0-0	0	0	1	
FIU	*	2	2	4	0.0-0	0-0	0	0	2	
at Texas	*	2	0	2	0.0-0	0-0	0	0	0	
at West Virginia	*	2	0	2	0.0-0	0-0	0	0	0	
TCU	*	1	0	1	0.0-0	0-0	0	0	0	
at Kansas	*	0	0	0	0.0-0	0-0	0	0	2	
Kansas State	*	2	1	3	0.5-1	0-0	0	0	1	
at Oklahoma	*	2	1	3	0.0-0	0-0	0	0	0	
Iowa State	*	3	1	4	1.0-7	0-0	0	0	0	
Oklahoma State	*	6	1	7	0.0-0	0-0	0	0	1	
at Baylor	*	1	1	2	0.0-0	0-0	0	0	1	
vs. Mississippi St.*		5	0	5	0.0-0	0-0	0	0	1	
Totals		30	8	38	1.5-8	0-0	0	0	10	

2020 GAME-BY-GAME STATS (@ UCLA)										
Opponent	GS	UA	A	TOT	SACKS-YDS	TFL-YDS	FF	FR	INT	PB
Colorado		0	0	0	0.0-0	0.0-0	0	0	0	0
Oregon		1	1	2	0.0-0	0.0-0	0	0	0	0
Arizona		1	0	1	0.0-0	0.0-0	0	0	0	0
Arizona State		1	1	2	0.0-0	0.0-0	0	0	0	0
USC		1	1	2	0.0-0	0.0-0	0	0	0	1
Stanford		2	0	2	0.0-0	0.0-0	0	0	0	0
Totals		6	3	9	0.0-0	0.0-0	0	0	0	1

2019 GAME-BY-GAME STATS (@ UCLA)										
Opponent	GS	UA	A	TOT	SACKS-YDS	TFL-YDS	FF	FR	INT	PB
Cincinnati		0	0	0	0.0-0	0.0-0	0	0	0	0
San Diego St		0	0	0	0.0-0	0.0-0	0	0	0	0
Oklahoma		0	0	0	0.0-0	0.0-0	0	0	0	0
Washington St.	*	5	1	6	0.0-0	0.0-0	0	0	0	1
Arizona	*	4	0	4	0.0-0	0.0-0	0	0	0	0
Oregon State	*	5	0	5	0.0-0	0.0-0	0	0	0	1
Stanford	*	1	0	1	0.0-0	0.0-0	0	0	0	0
Arizona State	*	5	0	5	0.0-0	0.0-0	0	0	0	0
Colorado	*	3	1	4	0.0-0	0.0-0	0	0	0	0
Utah	*	2	0	2	0.0-0	0.0-0	0	0	0	0
USC		4	1	5	0.0-0	0.0-0	0	0	0	0
California	*	1	0	1	0.0-0	0.0-0	0	0	0	0
Totals		30	3	33	0.0-0	0.0-0	0	0	0	2



INDIVIDUAL GAME HIGHS

PASSING

Name	Completions		Attempts		Yards		Career 300-Yard Passing Games
	2023	Career	2023	Career	2023	Career	
#2 Behren Morton	28 (vs. TCU)	39 ('22 at Oklahoma St.)	37 (at West Virginia)	62 ('22 at Oklahoma St.)	282 (vs. TCU)	379 ('22 at Oklahoma St.)	2
#12 Tyler Shough	31 (at Wyoming)	31 (2x, last '23 at Wyoming)	47 (at Wyoming)	50 ('22 vs. Oklahoma)	338 (at Wyoming)	436 ('22 vs. Oklahoma)	5 (3/2*)
#17 Jake Strong	19 (at BYU)	19 ('23 at BYU)	37 (at BYU)	37 ('23 at BYU)	236 (at BYU)	236 ('23 vs. at BYU)	0
Name	Longest Pass		TDs		INTs		
	2023	Career	2023	Career	2023	Career	
#2 Behren Morton	49 (vs. UCF)	55 ('22 vs. West Virginia)	3 (at Baylor)	3 ('23 at Baylor)	1 (4x, last vs. UCF)	3 ('22 vs. Baylor)	
#12 Tyler Shough	46 (vs. Tarleton St.)	75 ('21 vs. SFA)	3 (2x, last vs. Oregon)	4 (2x, last '21 vs. FIU)	3 (vs. Oregon)	3 ('23 vs. Oregon)	
#17 Jake Strong	72 (at BYU)	72 ('23 at BYU)	1 (2x, last at BYU)	1 (2x, last '23 at BYU)	3 (2x, last at BYU)	3 (2x, last '23 at BYU)	

RUSHING

Name	Attempts		Yards		TDs		Longest Career Run	100-Yd Games
	2023	Career	2023	Career	2023	Career		
#0 Cam'Ron Valdez	6 (4x, last vs. K-State)	11 ('22 vs. Kansas)	111 (vs. Houston)	111 ('23 vs. Houston)	1 (vs. Houston)	1 ('23 vs. Houston)	54 ('23 vs. Houston)	1
#14 Xavier White	2 (vs. Oregon)	14 ('20 at Kansas)	2 (2x, last vs. Houston)	135 ('20 at Kansas)	--	1 (5x, last '21 at OU)	70 ('20 at Okla. St)	2
#20 Nehemiah Martinez	6 (vs. Tarleton St.)	6 ('23 vs. Tarleton St.)	38 (vs. Tarleton St.)	38 (vs. Tarleton St.)	--	<i>has not happened</i>	11 ('23 at West Virginia)	0
#22 Bryson Donnell	4 (vs. Tarleton St.)	8 (2x, last '22 vs. WVU)	15 (vs. Tarleton St.)	49 ('22 vs. West Virginia)	--	<i>has not happened</i>	38 ('22 vs. West Virginia)	0
#28 Tahj Brooks	33 (at Kansas)	33 ('23 at Kansas)	182 (vs. UCF)	182 ('23 vs. UCF)	2 (vs. Houston)	3 ('22 vs. Murray St.)	67 ('21 vs. SFA)	12
<i>Quarterbacks</i>								
#2 Behren Morton	8 (at West Virginia)	17 ('22 at Oklahoma St.)	11 (vs. Tarleton St.)	53 ('22 at Oklahoma St.)	1 (3x, last vs. TCU)	1 (5x, last '23 vs. TCU)	17 ('21 vs. Okla. St)	0
#12 Tyler Shough	23 (vs. Oregon)	25 ('22 vs. Ole Miss)	101 (vs. Oregon)	111 ('22 vs. Ole Miss)	1 (2x, last vs. Tarleton St.)	2 ('22 vs. Ole Miss)	58 ('23 vs. Oregon)	2
#17 Jake Strong	5 (at BYU)	5 ('23 at BYU)	54 (vs. vs. K-State)	54 ('23 vs. K-State)	--	<i>has not happened</i>	54 ('23 vs. K-State)	0

RECEIVING

Name	Receptions		Yards		TDs		Longest Career Reception	100-Yd Games
	2023	Career	2023	Career	2023	Career		
#1 Myles Price	10 (at Baylor)	13 ('22 vs. Texas)	90 (at Baylor)	175 ('21 vs. Iowa State)	1 (5x, last vs. TCU)	1 (10x, last '23 vs. TCU)	54 ('22 vs. Houston)	1
#6 Jordan Brown	6 (vs. Tarleton St.)	6 ('23 vs. Tarleton St.)	73 (vs. Tarleton St.)	73 ('23 vs. Tarleton St.)	1 (vs. Tarleton St.)	1 ('23 vs. Tarleton St.)	46 ('23 vs. Tarleton St.)	0
#6 J.J. Sparkman	1 (2x, last at Kansas)	4 ('22 vs. Texas)	8 (at Kansas)	46 ('22 at TCU)	--	1 (3x, last '22 at TCU)	33 ('22 at TCU)	0
#8 Coy Eakin	8 (vs. TCU)	8 ('23 vs. TCU)	102 (vs. K-State)	102 ('23 vs. K-State)	1 (at Baylor)	1 ('23 at Baylor)	43 ('23 vs. K-State)	1
#9 Jerand Bradley	8 (at Wyoming)	8 (4x, last '23 at Wyo.)	91 (at Kansas)	173 ('22 vs. Oklahoma)	1 (4x, last vs. K-State)	2 ('22 vs. Murray St.)	52 ('21 vs. Miss. St)	3
#10 Drae McCray	5 (at Wyoming)	12 ('22 at Alabama)*	55 (vs. UCF)	237 ('21 vs. Tenn. Tech)*	1 (2x, last vs. UCF)	4 ('21 vs. Tenn. Tech)*	73 ('21 vs. Tenn. Tech)*	(6)*
#11 Loic Founonji	1 (4x, last vs. TCU)	7 ('22 vs. Ole Miss)	25 (vs. Houston)	110 ('22 vs. Murray St.)	1 (vs. Houston)	2 ('22 vs. Murray St.)	69 ('21 at Texas)	2
#14 Xavier White	5 (vs. TCU)	9 ('22 at K-State)	98 (at BYU)	139 ('22 vs. West Virginia)	1 (at BYU)	1 (6x, last '23 at BYU)	72 ('23 at BYU)	4
#15 Jayden York	2 (at Wyoming)	2 ('23 at Wyoming)	22 (at Wyoming)	22 ('23 at Wyoming)	1 (at Wyoming)	1 ('23 at Wyoming)	19 ('23 at Wyoming)	0
#20 Nehemiah Martinez	1 (2x, last vs. TCU)	6 ('22 vs. West Virginia)	31 (vs. Oregon)	76 ('22 vs. Houston)	--	1 (2x, last '22 at K-State)	43 ('22 vs. Houston)	0
#43 Henry Teeter	--	1 (8x, last '22 vs. Ole Miss)	--	23 (2x, last '22 vs. WVU)	--	1 ('22 vs. Baylor)	23 (2x, last '22 vs. WVU)	0
#80 Mason Sharp	4 (vs. Oregon)	4 ('23 vs. Oregon)	43 (vs. Tarleton St.)	61 ('21 vs. FIU)	1 (3x, last vs. UCF)	1 (6x, last '23 vs. UCF)	28 ('23 vs. Tarleton St.)	0
#88 Baylor Cupp	2 (at Baylor)	4 ('22 vs. Texas)	34 (at Baylor)	65 ('22 vs. Texas)	2 (at Baylor)	2 ('23 at Baylor)	24 ('22 vs. Texas)	0
<i>Running Backs</i>								
#0 Cam'Ron Valdez	3 (vs. K-State)	3 ('23 vs. K-State)	27 (vs. K-State)	27 ('23 vs. K-State)	--	<i>has not happened</i>	15 ('23 vs. K-State)	0
#28 Tahj Brooks	4 (2x, last vs. TCU)	5 (2x, last '22 at NC State)	22 (vs. K-State)	44 ('22 at NC State)	--	1 ('22 vs. Texas)	18 ('21 vs. Iowa St)	0

DEFENSE

Name	Tackles		Sacks		TFLs		INT	FF
	2023	Career	2023	Career	2023	Career		
#0 Rayshad Williams	5 (vs. Oregon)	7 ('21 vs. Oklahoma St.)	--	<i>has not happened</i>	1.0 (at Baylor)	1.0 (3x, last '23 at Baylor)	1 ('22 vs. WVU)	--
#1 D. Taylor-Demerson	12 (vs. Oregon)	12 ('23 vs. Oregon)	1.0 (at Kansas)	1.0 (2x, last '23 at Kansas)	0.5 (vs. K-State)	2.0 ('22 vs. Kansas)	2 ('23 vs. TCU)	1 (2x)
#3 Bryce Ramirez	7 (at BYU)	7 ('23 at BYU)	--	<i>has not happened</i>	--	<i>has not happened</i>	--	--
#5 Quincy Ledet Jr.	4 (at BYU)	8 ('22 vs. Southern Miss)*	--	1.0 (3x, last vs. Southern Miss)*	--	1.5 (2x, last vs. Southern Miss)*	--	1 (2x)*
#6 Myles Cole	6 (at West Virginia)	6 ('23 at West Virginia)	2.0 (vs. Tarleton St.)	2.0 ('23 vs. Tarleton St.)	3.0 (at BYU)	3.0 ('23 at BYU)	--	--
#7 Steve Linton	5 (at Wyoming)	6 ('22 vs. Louisville)*	3.0 (at Baylor)	3.0 ('23 at Baylor)	3.0 (at Baylor)	3.0 ('23 at Baylor)	--	2 ('23 at Baylor)
#8 Jesiah Pierre	14 (at Wyoming)	14 ('23 at Wyoming)	0.5 (at Baylor)	2.0 ('22 vs. Kansas)	1.0 (vs. K-State)	2.5 ('22 at TCU)	--	1 ('22 vs Kansas)
#9 C.J. Baskerville	11 (at Kansas)	11 ('23 at Kansas)	--	<i>has not happened</i>	1.5 (at Wyoming)	1.5 ('23 at Wyoming)	1 (2x)*	--
#10 Jacob Rodriguez	12 (vs. UCF)	12 ('23 vs. UCF)	--	<i>has not happened</i>	1.0 (at Kansas)	1.0 (3x, last '23 at Kansas)	--	1 (2x)
#11 Charles Esters III	7 (vs. Oregon)	7 ('23 vs. Oregon)	2.0 (at Baylor)	2.0 ('23 at Baylor)	2.0 (at Baylor)	2.0 ('23 at Baylor)	--	1 ('23 at Baylor)
#12 Bralyn Lux	7 (vs. TCU)	9 ('20 at UNLV)*	--	1.0 (2x, last '22 at Boise St.)*	2.0 (at Kansas)	2.0 ('23, last at Kansas)*	1 (2x)*	1 (2x)*
#13 Ben Roberts	12 (vs. Oregon)	12 ('23 vs. Oregon)	0.5 (vs. Oregon)	0.5 ('23 vs. Oregon)	2.0 (at Baylor)	2.0 ('23 at Baylor)	1 ('23 at WVU)	1 (2x)
#14 Joseph Adedire	4 (at West Virginia)	4 (2x, last '23 at WVU)	--	1.0 ('22 vs. Oklahoma)	2.0 (vs. K-State)	2.0 ('23 vs. K-State)	--	--
#18 Tyler Owens	10 (vs. Houston)	10 ('23 vs. Houston)	--	<i>has not happened</i>	1.0 (vs. TCU)	1.0 ('23 vs. TCU)	1 ('22 vs Ole Miss)	1 (2x)
#24 Malik Dunlap	7 (vs. K-State)	7 ('23 vs. K-State)	--	1.0 ('20 Virginia)*	0.5 (vs. K-State)	1.0 (2x)*	2 ('23 vs Tarleton St.)	--
#25 Chapman Lewis	5 (vs. UCF)	5 (vs. UCF)	--	<i>has not happened</i>	--	<i>has not happened</i>	--	--
#27 Brenden Jordan	6 (vs. K-State)	6 ('23 vs. K-State)	--	<i>has not happened</i>	1.0 (vs. K-State)	1.0 ('23 vs. K-State)	--	--
#32 Tyrrique Matthews	6 (at Wyoming)	6 ('23 at Wyoming)	--	<i>has not happened</i>	1.0 (vs. Houston)	1.5 ('22 vs. Murray St.)	--	1 ('21 vs K-State)
#35 Miquel Dingle Jr.	4 (vs. Houston)	4 ('23 vs. Houston)	--	<i>has not happened</i>	1.0 (vs. Houston)	1.0 ('23 vs. Houston)	--	--
#95 Jaylon Hutchings	8 (at Kansas)	7 ('23 at Kansas)	1.0 (2x, last at WVU)	1.0 (8x, last '23 at West Virginia)	2.5 (at West Virginia.)	2.5 ('23 at West Virginia)	--	1 (2x)
#97 Tony Bradford Jr.	7 (vs. TCU)	8 ('20 at Iowa State)	1.5 (at Kansas)	1.5 ('23 at Kansas)	1.5 (at Kansas)	3.0 ('22 vs. Baylor)	--	1 ('23 vs Houston)
#98 E'Maurion Banks	4 (at Baylor)	4 ('23 at Baylor)	0.5 (at Wyoming)	0.5 ('23 at Wyoming)	1.0 (2x, last vs. UCF)	1.0 (2x, last '23 vs. UCF)	--	--

\* - indicates stats that include numbers accumulated at previous FBS institution



TEAM/INDIVIDUAL STATISTICS

Team Results

	Date	Opponent		Score	Att.
	09/02/2023	at Wyoming	Lot2	33-35	26450
	09/09/2023	Oregon	L	30-38	56200
	09/16/2023	Tarleton St.	W	41-3	56200
*	09/23/2023	at West Virginia	L	13-20	50071
*	09/30/2023	Houston	W	49-28	53308
*	10/07/2023	at Baylor	W	39-14	44620
*	10/14/2023	Kansas St.	L	21-38	56200
*	10/21/2023	at BYU	L	14-27	63523
*	11/02/2023	TCU	W	35-28	51185
*	11/11/2023	at Kansas	W	16-13	47236
*	11/18/2023	UCF	W	24-23	53851

Rushing

Player	gp	att	gain	loss	net	avg	td	lg	avg/g
Tahj Brooks	11	249	1371	23	1348	5.4	9	46	122.5
Cam'Ron Valdez	8	36	233	0	233	6.5	1	54	29.1
Tyler Shough	4	48	221	72	149	3.1	2	58	37.3
Nehemiah Martinez I	10	13	68	0	68	5.2	0	11	6.8
Jake Strong	2	6	64	3	61	10.2	0	54	30.5
Bryson Donnell	11	4	18	3	15	3.8	0	12	1.4
Behren Morton	8	38	92	81	11	0.3	3	10	1.4
Drae McCray	11	1	4	0	4	4.0	0	4	0.4
Xavier White	11	4	4	1	3	0.8	0	2	0.3
Coy Eakin	8	1	0	1	-1	-1.0	0	0	-0.1
Team	11	9	0	11	-11	-1.2	0	0	-1.0
Total	11	409	2075	195	1880	4.6	15	58	170.9
Opponents	11	405	1902	192	1710	4.2	15	60	155.5

Passing

Player	gp	effic	comp-att-int	pct	yds	td	lg	avg/g
Behren Morton	8	133.7	136-214-4	63.6	1410	12	49	176.3
Tyler Shough	4	130.4	67-111-4	60.4	746	7	46	186.5
Jake Strong	2	98.4	35-65-6	53.8	409	2	72	204.5
Total	11	126.9	238-390-14	61.0	2565	21	72	233.2
Opponents	11	122.6	226-378-9	59.8	2492	14	72	226.5

Receiving

Player	gp	no.	yds	avg	td	lg	avg/g
Myles Price	10	43	410	9.5	5	33	41.0
Jerand Bradley	11	36	431	12.0	4	34	39.2
Xavier White	11	31	470	15.2	1	72	42.7
Coy Eakin	8	25	283	11.3	1	43	35.4
Drae McCray	11	24	233	9.7	2	44	21.2
Jordan Brown	9	21	248	11.8	1	46	27.6
Tahj Brooks	11	20	70	3.5	0	12	6.4
Mason Tharp	6	14	152	10.9	3	28	25.3
Baylor Cupp	10	10	114	11.4	2	19	11.4
Loic Fouonji	11	4	56	14.0	1	25	5.1
Cam'Ron Valdez	8	3	27	9.0	0	15	3.4
Jayden York	11	3	30	10.0	1	19	2.7
J.J. Sparkman	11	2	9	4.5	0	8	0.8
Nehemiah Martinez I	10	2	32	16.0	0	31	3.2
Total	11	238	2565	10.8	21	72	233.2
Opponents	11	226	2492	11.0	14	72	226.5

Game Records

Record	Overall	Home	Away	Neutral
ALL GAMES	6-5	4-2	2-3	0-0
CONFERENCE	5-3	3-1	2-2	0-0
NON-CONFERENCE	1-2	1-1	0-1	0-0

Team Statistics

	TTU	OPP
First Downs	248	226
Rushing	112	91
Passing	118	114
Penalty	18	21
Rushing Yardage	1880	1710
Rushing attempts	409	405
Average per rush	4.6	4.2
Average per game	170.9	155.5
TDs Rushing	15	15
Passing Yardage	2565	2492
Comp-Att-Int	238-390-14	226-378-9
Average per pass	6.6	6.6
Average per catch	10.8	11.0
Average per game	233.2	226.5
TDs Passing	21	14
Total offense	4445	4202
Average per play	5.6	5.4
Average per game	404.1	382.0
Kick returns: #-Yards	22-565	18-310
Punt returns: #-Yards	10-210	8-36
Int returns: #-Yards	9-109	14-193
Fumbles-Lost	10-4	10-3
Penalties-Yards	62-599	56-477
Punts-Avg	42-47.5	53-42.2
Time of possession / game	28:29	31:30
3rd-down conversion	65/163	72/166
4rd-down conversion	22/34	10/21
PAT-attempts	(35-35) 100%	(27-28) 96%
2-point conversion-attempts	(2-4) 50%	(3-3) 100%

Interceptions

Player	no.	yds	avg	td	lg
Dadrion Taylor-Demerson	4	23	5.8	0	23
Malik Dunlap	3	77	25.7	1	54
CJ Baskerville	1	4	4.0	0	4
Ben Roberts	1	5	5.0	0	5
Total	9	109	12.1	1	54
Opponents	14	193	13.8	1	45



INDIVIDUAL STATISTICS

Field Goals

Player	fg	pct.	01-19	20-29	30-39	40-49	50-99	lg	blk
Gino Garcia	14-19	73.7	0-0	3-3	6-6	2-5	3-5	55	1
Opponents	16-19	84.2	0-0	7-7	5-6	3-5	1-1	56	0

Scoring

Player	td	fg	PAT					pts
			kick	rush	rcv	pass	dxp	
Gino Garcia	-	14-19	35-35	-	-	-	-	77
Tahj Brooks	9	-	-	1	-	-	-	56
Myles Price	5	-	-	-	-	-	-	30
Jerand Bradley	4	-	-	-	1	-	-	26
Behren Morton	3	-	-	-	-	1	-	18
Mason Tharp	3	-	-	-	-	-	-	18
Drae McCray	3	-	-	-	-	-	-	18
Baylor Cupp	2	-	-	-	-	-	-	12
Tyler Shough	2	-	-	-	-	-	-	12
Loic Fouonji	2	-	-	-	-	-	-	12
Xavier White	1	-	-	-	-	-	-	6
Malik Dunlap	1	-	-	-	-	-	-	6
Jordan Brown	1	-	-	-	-	-	-	6
Cam'Ron Valdez	1	-	-	-	-	-	-	6
Jayden York	1	-	-	-	-	-	-	6
Coy Eakin	1	-	-	-	-	-	-	6
Total	39	14-19	35-35	1	1	1	0	315
Opponents	31	16-19	27-28	1	2	2	0	267

Score by Periods

Team	1st	2nd	3rd	4th	OT	TOT
Texas Tech	86	88	63	65	13	315
Opponents	81	53	38	80	15	267

Punting

Player	no.	yds	avg	lg	tb	fc	i20	50+	blk
Austin McNamara	42	1996	47.5	59	6	21	19	19	0
Total	42	1996	47.5	59	6	21	19	19	0
Opponents	53	2235	42.2	70	0	24	17	12	1

Punt Returns

Player	no.	yds	avg	td	lg
Myles Price	9	196	21.8	0	43
Xavier White	1	7	7.0	0	7
Total	10	210	21.0	1	43
Opponents	8	36	4.5	0	20

Kick Returns

Player	no.	yds	avg	td	lg
Drae McCray	17	480	28.2	1	100
Xavier White	2	35	17.5	0	23
Jordan Brown	2	45	22.5	0	28
Nehemiah Martinez I	1	5	5.0	0	5
Total	22	565	25.7	1	100
Opponents	18	310	17.2	0	28

All Purpose

Player	g	rush	rcv	pr	kr	ir	total	avg/g
Tahj Brooks	11	1348	70	0	0	0	1418	128.9
Drae McCray	11	4	233	0	480	0	717	65.2
Myles Price	10	0	410	196	0	0	606	60.6
Xavier White	11	3	470	7	35	0	515	46.8
Jerand Bradley	11	0	431	0	0	0	431	39.2
Jordan Brown	9	0	248	0	45	0	293	32.6
Coy Eakin	8	-1	283	0	0	0	282	35.3
Cam'Ron Valdez	8	233	27	0	0	0	260	32.5
Mason Tharp	6	0	152	0	0	0	152	25.3
Tyler Shough	4	149	0	0	0	0	149	37.3
Baylor Cupp	10	0	114	0	0	0	114	11.4
Nehemiah Martinez I	10	68	32	0	5	0	105	10.5
Malik Dunlap	11	0	0	0	0	77	77	7.0
Loic Fouonji	11	0	56	7	0	0	63	5.7
Jake Strong	2	61	0	0	0	0	61	30.5
Jayden York	11	0	30	0	0	0	30	2.7
Dadrion Taylor-Demerson	11	0	0	0	0	23	23	2.1
Bryson Donnell	11	15	0	0	0	0	15	1.4
Behren Morton	8	11	0	0	0	0	11	1.4
J.J. Sparkman	11	0	9	0	0	0	9	0.8
Ben Roberts	11	0	0	0	0	5	5	0.5
CJ Baskerville	9	0	0	0	0	4	4	0.4
Total	11	1880	2565	210	565	109	5329	484.5
Opponents	11	1710	2492	36	310	193	4741	431.0

Total Offense

Player	g	plays	rush	pass	total	avg/g
Behren Morton	8	252	11	1410	1421	177.6
Tahj Brooks	11	249	1348	0	1348	122.5
Tyler Shough	4	159	149	746	895	223.8
Jake Strong	2	71	61	409	470	235.0
Cam'Ron Valdez	8	36	233	0	233	29.1
Nehemiah Martinez I	10	13	68	0	68	6.8
Bryson Donnell	11	4	15	0	15	1.4
Drae McCray	11	1	4	0	4	0.4
Xavier White	11	4	3	0	3	0.3
Coy Eakin	8	1	-1	0	-1	-0.1
Total	11	799	1880	2565	4445	404.1
Opponents	11	783	1710	2492	4202	382.0

TEXAS TECH GAME-BY-GAME STATS

		Rushing				Receiving				Passing				Kick Returns				Punt Returns				tot		
Date	Opponent	no.	yds	td	lg	no.	yds	td	lg	cmp	att	int	yds	td	lg	no.	yds	td	lg	no.	yds	td	lg	off
09/02/2023	at Wyoming	33	93	1	12	31	338	3	33	31	47	1	338	3	33	2	45	0	28	1	8	0	8	431
09/09/2023	Oregon	32	174	1	58	24	282	3	34	24	38	3	282	3	34	1	31	0	31	1	33	0	33	456
09/16/2023	Tarleton St.	39	221	1	38	18	195	3	46	18	33	1	195	3	46	2	46	0	28	0	0	0	0	416
09/23/2023	at West Virginia	38	160	0	27	15	161	1	26	15	43	0	161	1	26	5	108	0	32	1	0	0	0	321
09/30/2023	Houston	37	239	3	54	14	161	2	34	14	22	0	161	2	34	2	112	1	100	0	7	1	7	400
10/07/2023	at Baylor	42	186	2	24	19	180	3	24	19	26	1	180	3	24	1	23	0	23	1	43	0	43	366
10/14/2023	Kansas St.	30	182	2	54	30	298	1	43	30	49	3	298	1	43	4	76	0	24	0	0	0	1	480
10/21/2023	at BYU	43	153	1	20	19	236	1	72	19	37	3	236	1	72	2	53	0	33	4	83	0	35	389
11/02/2023	TCU	42	146	2	20	28	282	2	44	28	36	0	282	2	44	0	0	0	0	1	29	0	29	428
11/11/2023	at Kansas	44	136	1	11	19	176	0	33	19	25	1	176	0	33	0	0	0	0	0	0	0	0	312
11/18/2023	UCF	29	190	1	46	21	256	2	49	21	34	1	256	2	49	3	71	0	54	1	7	0	7	446
Texas Tech		409	1880	15	58	238	2565	21	72	238	390	14	2565	21	72	22	565	1	100	10	210	1	43	4445
Opponents		405	1710	15	60	226	2492	14	72	226	378	9	2492	14	72	18	310	0	28	8	36	0	20	4202

Texas Tech Averages

Games	Avg/ rush	Avg/ catch	Pass effc	KR avg	PR avg	All purpose avg/game	Total offense avg/game
11	4.6	10.8	126.9	25.7	21.0	484.5	404.1

		Tackles				Sacks	Fumble		Pass Defense			blkd	PAT attempts			off		
Date	Opponent	ua	a	total	tfl-yds	no-yds	ff	fr-yds	int-yds	qbh	brup	kick	kick	rush	rcv	saf	t/o	pts
09/02/2023	at Wyoming	47	16	63	6.0-20	2-8	2	2-0	0-0	1	4	0	3-3	0	0	0	10	33
09/09/2023	Oregon	44	30	74	5.0-16	1-3	1	0-0	0-0	1	0	1	3-3	0	0	0	0	30
09/16/2023	Tarleton St.	52	16	68	5.0-18	3-15	0	0-0	3-56	1	6	0	5-5	0	0	0	10	41
09/23/2023	at West Virginia	35	42	77	4.0-13	1-6	0	0-0	2-26	0	1	0	1-1	0	0	0	3	13
09/30/2023	Houston	55	12	67	5.0-18	1-7	1	0-0	0-0	4	1	1	7-7	0	0	0	0	49
10/07/2023	at Baylor	39	22	61	11.0-69	6-45	4	1-0	0-0	3	4	0	4-4	1	0	0	0	39
10/14/2023	Kansas St.	41	28	69	6.0-14	1-8	0	0-0	0-0	0	3	0	3-3	0	0	0	0	21
10/21/2023	at BYU	29	30	59	3.0-18	1-7	0	0-0	0-0	5	3	0	2-2	0	0	0	0	14
11/02/2023	TCU	43	24	67	1.0-5	0-0	0	0-0	2-23	4	1	0	3-3	0	1	0	8	35
11/11/2023	at Kansas	47	10	57	6.0-35	3-27	0	0-0	1-0	2	5	0	1-1	0	0	0	3	16
11/18/2023	UCF	39	24	63	2.0-3	0-0	0	0-0	1-4	4	7	1	3-3	0	0	0	7	24
Texas Tech		471	254	725	54.0-229	19-126	8	3-0	9-109	25	35	3	35-35	1	1	0	41	315
Opponents		488	230	718	44.0-200	21-150	6	4-0	14-193	20	45	1	27-28	1	2	0	44	267

Date	Opponent	Punting										Field Goals			Kickoffs			
		no.	yds	avg	long	blkd	tb	fc	50+	i20	md-att	long	blkd	no.	yds	avg	tb	ob
09/02/2023	at Wyoming	4	199	49.8	54	0	1	3	3	2	2-5	54	1	5	325	65.0	5	0
09/09/2023	Oregon	2	89	44.5	52	0	0	1	1	1	1-2	45	0	6	384	64.0	4	0
09/16/2023	Tarleton St.	4	195	48.8	53	0	1	0	1	2	2-2	43	0	8	519	64.9	5	0
09/23/2023	at West Virginia	6	294	49.0	54	0	0	2	4	0	2-2	39	0	4	244	61.0	2	0
09/30/2023	Houston	4	199	49.8	59	0	2	1	2	1	0-0	0	0	8	511	63.9	6	0
10/07/2023	at Baylor	3	144	48.0	53	0	0	3	1	3	1-1	37	0	7	447	63.9	2	0
10/14/2023	Kansas St.	4	183	45.8	57	0	1	1	1	0	0-0	0	0	4	255	63.8	3	0
10/21/2023	at BYU	4	192	48.0	57	0	0	2	2	3	0-0	0	0	3	197	65.7	2	0
11/02/2023	TCU	4	175	43.8	51	0	0	4	1	3	2-2	55	0	7	454	64.9	5	0
11/11/2023	at Kansas	5	232	46.4	56	0	1	3	2	2	3-4	32	0	5	308	61.6	4	0
11/18/2023	UCF	2	94	47.0	53	0	0	1	1	2	1-1	51	0	5	325	65.0	2	0
Texas Tech		42	1996	47.5	59	0	6	21	19	19	14-19	55	1	62	3969	64.0	40	0
Opponents		53	2235	42.2	70	1	0	24	12	17	16-19	56	0	55	3433	62.4	30	1

OPPONENTS GAME-BY-GAME STATS

Date	Opponent	Rushing				Receiving				Passing				Kick Returns				Punt Returns				tot off
		no.	yds	td	lg	no.	yds	td	lg	cmp-att-int	yds	td	lg	no.	yds	td	lg	no.	yds	td	lg	
09/02/2023	at Wyoming	44	171	2	17	18	149	2	25	18-34-0	149	2	25	0	0	0	0	0	0	0	0	320
09/09/2023	Oregon	31	113	1	16	32	359	2	72	32-44-0	359	2	72	2	37	0	20	0	0	0	0	472
09/16/2023	Tarleton St.	36	145	0	25	24	197	0	33	24-44-3	197	0	33	3	58	0	24	0	0	0	0	342
09/23/2023	at West Virginia	42	157	1	19	13	99	1	21	13-22-2	99	1	21	2	31	0	16	3	45	0	20	256
09/30/2023	Houston	34	153	0	18	30	336	4	49	30-42-0	336	4	49	2	27	0	17	1	-1	0	0	489
10/07/2023	at Baylor	30	17	0	12	22	324	1	71	22-38-0	324	1	71	5	104	0	28	0	0	0	0	341
10/14/2023	Kansas St.	47	272	5	30	14	163	0	42	14-18-0	163	0	42	1	16	0	16	2	-1	0	2	435
10/21/2023	at BYU	30	150	0	55	15	127	2	32	15-27-0	127	2	32	1	6	0	6	1	-3	0	0	277
11/02/2023	TCU	26	87	3	16	32	353	1	35	32-52-2	353	1	35	2	31	0	20	0	0	0	0	440
11/11/2023	at Kansas	45	207	1	60	10	137	0	31	10-25-1	137	0	31	0	0	0	0	0	0	0	0	344
11/18/2023	UCF	40	238	2	24	16	248	1	71	16-32-1	248	1	71	0	0	0	0	1	-4	0	0	486
Opponents		405	1710	15	60	226	2492	14	72	226-378-9	2492	14	72	18	310	0	28	8	36	0	20	4202
Texas Tech		409	1880	15	58	238	2565	21	72	238-390-14	2565	21	72	22	565	1	100	10	210	1	43	4445

Opponents Averages

Games	Avg/ rush	Avg/ catch	Pass effc	KR avg	PR avg	All purpose avg/game	Total offense avg/game
11	4.2	11.0	122.6	17.2	4.5	431.0	382.0

Date	Opponent	Tackles				Sacks	Fumble	Pass Defense			blkd	PAT attempts			off			
		ua	a	total	tfl-yds	no-yds	ff	fr-yds	int-yds	qbh	brup	kick	kick	rush	rcv	saf	t/o	pts
09/02/2023	at Wyoming	47	24	71	4.0-18	3-17	0	0-0	1-4	3	10	1	3-3	1	0	0	7	35
09/09/2023	Oregon	42	16	58	5.0-44	4-42	2	1-0	3-45	2	2	0	3-3	0	1	0	7	38
09/16/2023	Tarleton St.	44	18	62	6.0-18	3-13	0	0-0	1-0	2	2	0	0-0	0	0	0	0	3
09/23/2023	at West Virginia	42	28	70	4.0-24	2-20	1	0-0	0-0	5	11	0	2-2	0	0	0	0	20
09/30/2023	Houston	33	22	55	3.0-7	1-1	0	0-0	0-0	1	3	0	4-4	0	0	0	0	28
10/07/2023	at Baylor	38	22	60	2.0-12	1-11	1	1-0	1-0	0	2	0	0-0	0	1	0	3	14
10/14/2023	Kansas St.	50	18	68	3.0-15	2-8	0	0-0	3-24	2	2	0	5-5	0	0	0	14	38
10/21/2023	at BYU	43	34	77	3.0-5	0-0	1	2-0	3-92	3	5	0	3-3	0	0	0	13	27
11/02/2023	TCU	50	28	78	8.0-25	2-14	0	0-0	0-0	2	2	0	4-4	0	0	0	0	28
11/11/2023	at Kansas	58	6	64	4.0-26	3-24	1	0-0	1-0	0	4	0	1-1	0	0	0	0	13
11/18/2023	UCF	41	14	55	2.0-6	0-0	0	0-0	1-28	0	2	0	2-3	0	0	0	0	23
Opponents		488	230	718	44.0-200	21-150	6	4-0	14-193	20	45	1	27-28	1	2	0	44	267
Texas Tech		471	254	725	54.0-229	19-126	8	3-0	9-109	25	35	3	35-35	1	1	0	41	315

Date	Opponent	Punting										Field Goals			Kickoffs			
		no.	yds	avg	long	blkd	tb	fc	50+	i20	md-att	long	blkd	no.	yds	avg	tb	ob
09/02/2023	at Wyoming	5	219	43.8	57	0	0	2	1	0	2-2	56	0	5	315	63.0	3	0
09/09/2023	Oregon	4	164	41.0	63	0	0	2	1	1	3-3	34	0	8	520	65.0	7	0
09/16/2023	Tarleton St.	5	191	38.2	41	0	0	4	0	2	1-1	21	0	2	130	65.0	0	0
09/23/2023	at West Virginia	6	246	41.0	50	0	0	3	1	2	2-2	46	0	5	308	61.6	0	0
09/30/2023	Houston	5	181	36.2	56	1	0	2	1	1	0-1	0	0	5	311	62.2	3	0
10/07/2023	at Baylor	3	119	39.7	43	0	0	1	0	0	2-2	33	0	3	181	60.3	1	1
10/14/2023	Kansas St.	5	219	43.8	55	0	0	2	2	4	1-1	47	0	7	455	65.0	3	0
10/21/2023	at BYU	8	424	53.0	70	0	0	1	4	3	2-2	41	0	6	390	65.0	4	0
11/02/2023	TCU	5	209	41.8	51	0	0	4	1	2	0-1	0	0	5	325	65.0	5	0
11/11/2023	at Kansas	4	132	33.0	40	0	0	2	0	0	2-2	24	0	4	216	54.0	2	0
11/18/2023	UCF	3	131	43.7	50	0	0	1	1	2	1-2	24	0	5	282	56.4	2	0
Opponents		53	2235	42.2	70	1	0	24	12	17	16-19	56	0	55	3433	62.4	30	1
Texas Tech		42	1996	47.5	59	0	6	21	19	19	14-19	55	1	62	3969	64.0	40	0



GAME-BY-GAME INDIVIDUAL STATS | OFFENSE

PASSING

#2 Behren Morton	Comp	Att	Int	Pct	Yards	TD	Long	Sacked	Effic.
Tarleton St.	8	13	1	61.5	72	2	15	1-2	143.4
West Virginia	13	37	0	35.1	158	1	26	2-20	79.9
Houston	14	22	0	63.6	161	2	34	1-1	155.1
Baylor	19	26	1	73.1	180	3	24	1-11	161.6
Kansas St.	14	21	0	66.7	125	0	31	2-8	116.7
TCU	28	36	0	77.8	282	2	44	2-14	161.9
Kansas	19	25	1	76.0	176	0	33	3-24	127.1
UCF	21	34	1	61.8	256	2	49	0-0	138.5
Totals	136	214	4	63.6	1410	12	49	12-80	133.7

#12 Tyler Shough	Comp	Att	Int	Pct	Yards	TD	Long	Sacked	Effic.
Wyoming	31	47	1	66.0	338	3	33	3-17	143.2
Oregon	24	38	3	63.2	282	3	34	4-42	135.8
Tarleton St.	10	20	0	50.0	123	1	46	2-11	118.2
West Virginia	2	6	0	33.3	3	0	6	0-0	37.5
Totals	67	111	4	60.4	746	7	46	9-70	130.4

#17 Jake Strong	Comp	Att	Int	Pct	Yards	TD	Long	Sacked	Effic.
Kansas St.	16	28	3	57.1	173	1	43	0-0	99.4
BYU	19	37	3	51.4	236	1	72	0-0	97.6
Totals	35	65	6	53.8	409	2	72	0-0	98.4

Rushing

Player	No-Yds/TD	UW	Oregon	TSU	WVU	UH	Baylor	KState	BYU	TCU	KU	UCF
Tahj Brooks	249-1348/9	11-39/1	7-71/0	19-158/0	25-149/0	21-101/2	31-170/1	17-98/1	30-101/1	31-146/1	33-133/1	24-182/1
Tyler Shough	48-149/2	15-36/0	23-101/1	6-0/1	4-12/0	DNP	DNP	DNP	DNP	DNP	DNP	DNP
Behren Morton	38-11/3	DNP	DNP	3-11/0	8--12/0	4-10/0	2--1/1	6-8/1	DNP	5--4/1	7--11/0	3-10/0
Cam'Ron Valdez	36-233/1	6-20/0	DNP	DNP	-	6-111/1	6-21/0	6-22/0	5-38/0	3-7/0	4-14/0	DNP
Nehemiah Martinez I	13-68/0	DNP	-	6-38/0	1-11/0	5-15/0	-	-	1-4/0	-	-	-
Jake Strong	6-61/0	DNP	DNP	DNP	DNP	DNP	DNP	1-54/0	5-7/0	DNP	DNP	DNP
Bryson Donnell	4-15/0	-	-	4-15/0	-	-	-	-	-	-	-	-
Xavier White	4-3/0	-	2-2/0	1--1/0	-	1-2/0	-	-	-	-	-	-
Drae McCray	1-4/0	-	-	-	-	-	-	-	1-4/0	-	-	-
Coy Eakin	1--1/0	DNP	DNP	DNP	-	-	-	-	1--1/0	-	-	-

Receiving

Player	No-Yds/TD	UW	Oregon	TSU	WVU	UH	Baylor	KState	BYU	TCU	KU	UCF
Myles Price	43-410/5	6-65/1	4-31/1	2-22/1	-	5-63/1	10-90/0	4-33/0	2-27/0	5-50/1	5-29/0	DNP
Jerand Bradley	36-431/4	8-88/1	5-83/1	4-40/0	3-30/1	1-5/0	1-6/0	5-46/1	3-21/0	1-13/0	4-91/0	1-8/0
Xavier White	31-470/1	4-28/0	4-45/0	1-7/0	3-45/0	3-53/0	1-9/0	3-32/0	3-98/1	5-71/0	1-5/0	3-77/0
Coy Eakin	25-283/1	DNP	DNP	DNP	1-9/0	-	2-20/1	5-102/0	2-4/0	8-78/0	3-29/0	4-41/0
Drae McCray	24-233/2	5-42/0	1-31/0	1-9/0	3-18/0	-	2-17/0	2--3/0	3-22/0	1-44/1	2--2/0	4-55/1
Jordan Brown	21-248/1	2-51/0	-	6-73/1	2-27/0	DNP	DNP	4-24/0	1-36/0	1-5/0	1-2/0	4-30/0
Tahj Brooks	20-70/0	2-12/0	4-18/0	-	1-6/0	1--5/0	1-4/0	2-22/0	3-15/0	4--4/0	1-6/0	1--4/0
Mason Tharp	14-152/3	1-10/0	4-37/1	3-43/1	1-14/0	2-16/0	DNP	DNP	DNP	DNP	DNP	3-32/1
Baylor Cupp	10-114/2	-	1-6/0	DNP	1-12/0	1-4/0	2-34/2	1-7/0	1-7/0	1-19/0	1-8/0	1-17/0
Loic Fouonji	4-56/1	1-20/0	-	-	-	1-25/1	-	-	1-6/0	1-5/0	-	-
Jayden York	3-30/1	2-22/1	-	-	-	-	-	1-8/0	-	-	-	-
Cam'Ron Valdez	3-27/0	-	DNP	DNP	-	-	-	3-27/0	-	-	-	DNP
Nehemiah Martinez I	2-32/0	DNP	1-31/0	-	-	-	-	-	-	1-1/0	-	-
J.J. Sparkman	2-9/0	-	-	1-1/0	-	-	-	-	-	-	1-8/0	-

# DEFENSIVE STATISTICS

## Team Defense

##	Player	gp	Tackles				Sacks	Pass defense			Fumbles		blkd	
			ua	a	tot	tfl/yds		int-yds	brup	qbh	fr-yds	ff	kick	saf
13	Ben Roberts	11	47	40	87	5-27	0.5-2	1-5	.	1	.	2	.	.
9	CJ Baskerville	9	46	18	64	3.5-13	.	1-4	5	2	.	.	.	.
1	Dadrion Taylor-Demerson	11	48	14	62	1.5-11	1-11	4-23	5	2	.	.	.	.
8	Jesiah Pierre	10	28	25	53	1.5-7	0.5-5	.	.	1	1-0	.	.	.
95	Jaylon Hutchings	11	22	22	44	7.5-29	3.5-19	.	1	2	.	.	.	.
18	Tyler Owens	9	29	6	35	1-5	.	.	2	.	.	.	.	.
97	Tony Bradford Jr.	11	15	19	34	4-27	3-24	.	.	.	.	1	.	.
6	Myles Cole	11	20	10	30	6.5-40	3.5-25	.	1	3	.	.	.	.
24	Malik Dunlap	11	24	3	27	0.5-1	.	3-77	4	.	.	.	.	.
10	Jacob Rodriguez	4	16	8	24	1-1	.	.	1	1	1-0	1	.	.
12	Bralyn Lux	10	21	3	24	3.5-11	.	.	7	.	.	.	.	.
7	Steve Linton	8	13	9	22	4.5-22	3-18	.	.	1	1-0	2	.	.
3	Bryce Ramirez	9	14	6	20	.	.	.	.	1	.	.	.	.
0	Rayshad Williams	11	16	3	19	1-1	.	.	6	.	.	.	.	.
14	Joseph Adedire	10	11	8	19	2.5-2	.	.	1	3	.	.	.	.
27	Brenden Jordan	11	15	3	18	1-1	.	.	1	1	.	.	.	.
11	Charles Esters III	10	5	13	18	2-17	2-17	.	.	1	.	1	.	.
5	Quincy Ledet	11	5	10	15	.	.	.	.	1	.	1	.	.
32	Tyrique Matthews	9	11	3	14	1-1	.	.	.	.	.	.	.	.
35	Miquel Dingle Jr	4	8	4	12	1.5-3	.	.	.	.	.	.	.	.
25	Chapman Lewis	10	8	4	12	.	.	.	.	1	.	.	.	.
98	E'Maurion Banks	7	9	1	10	2.5-5	0.5-1	.	.	1	.	.	1	.
21	Cameron Watts	11	3	4	7	.	.	.	.	.	.	.	.	.
41	Ty Kana	3	4	3	7	.	.	.	.	.	.	.	.	.
28	Jordan Sanford	9	3	3	6	.	.	.	.	.	.	.	.	.
45	Terrell Tilmon	11	3	2	5	1-2	1-2	.	.	.	.	.	.	.
2	Jalon Peoples	3	4	.	4	.	.	.	.	.	.	.	.	.
50	Trent Low	1	.	4	4	0.5-2	0.5-2	.	.	.	.	.	.	.
40	Wesley Smith	3	3	1	4	1-1	.	.	.	.	.	.	.	.
19	Dylan Spencer	7	3	1	4	.	.	.	.	1	.	.	.	.
93	Trevon McAlpine	6	4	.	4	.	.	.	.	.	.	.	.	.
33	Harvey Dyson III	6	1	2	3	.	.	.	.	2	.	.	.	.
14	Xavier White	11	2	.	2	.	.	.	.	.	.	.	.	.
91	Blake Burris	3	1	1	2	.	.	.	1	.	.	.	.	.
22	Maurion Horn	8	1	.	1	.	.	.	.	.	.	.	.	.
38	Reese Burkhardt	11	1	.	1	.	.	.	.	.	.	.	.	.
71	Monroe Mills	11	1	.	1	.	.	.	.	.	.	.	.	.
94	Braylon Rigsby	1	1	.	1	.	.	.	.	.	.	.	.	.
0	Cam'Ron Valdez	8	1	.	1	.	.	.	.	.	.	.	.	.
31	Joseph Plunk	10	1	.	1	.	.	.	.	.	.	.	.	.
20	Nehemiah Martinez I	10	.	1	1	.	.	.	.	.	.	.	.	.

# **GAME-BY-GAME INDIVIDUAL STATS | DEFENSE**

## **Total Tackles**

Player	S-A	Total	UW	Oregon	TSU	WVU	UH	Baylor	KState	BYU	TCU	KU	UCF
Ben Roberts	47-40	87	0-1	5-7	2-2	4-7	8-2	5-2	5-6	5-5	3-3	8-1	2-4
CJ Baskerville	46-18	64	3-1	DNP	3-3	4-3	9-0	4-2	DNP	2-3	7-2	10-1	4-3
Dadrion Taylor-Demerson	48-14	62	5-0	11-1	4-0	3-3	2-0	3-3	6-3	3-2	3-1	4-1	4-0
Jesiah Pierre	28-25	53	10-4	3-3	5-0	5-7	DNP	2-4	2-5	0-1	0-1	1-0	-
Jaylon Hutchings	22-22	44	2-0	3-2	3-1	3-3	1-2	2-2	0-4	2-2	0-4	6-2	-
Tyler Owens	29-6	35	2-0	4-1	DNP	1-2	10-0	2-0	3-1	2-0	3-2	2-0	DNP
Tony Bradford Jr.	15-19	34	1-2	0-1	1-1	1-1	3-0	1-1	0-2	1-2	3-4	3-1	1-4
Myles Cole	20-10	30	1-0	0-1	3-1	3-3	2-0	1-3	-	4-0	3-0	1-1	2-1
Malik Dunlap	24-3	27	3-0	0-2	2-0	1-0	2-0	1-0	6-1	2-0	2-0	3-0	2-0
Bralyn Lux	21-3	24	2-0	2-1	3-0	-	0-1	-	DNP	-	7-0	3-1	4-0
Jacob Rodriguez	16-8	24	2-0	DNP	DNP	DNP	DNP	DNP	DNP	DNP	4-2	3-1	7-5
Steve Linton	13-9	22	4-1	1-1	-	1-2	0-1	3-0	3-1	1-3	DNP	DNP	DNP
Bryce Ramirez	14-6	20	0-1	2-0	1-0	0-1	2-0	1-0	DNP	3-4	2-0	3-0	DNP
Rayshad Williams	16-3	19	2-0	5-0	0-2	-	2-1	2-0	1-0	1-0	2-0	-	1-0
Joseph Adedire	11-8	19	-	1-1	DNP	2-2	2-0	1-0	3-0	0-2	1-2	-	1-1
Brenden Jordan	15-3	18	-	2-0	4-0	-	-	-	5-1	0-1	-	-	4-1
Charles Esters III	5-13	18	-	2-5	-	-	1-1	1-3	1-1	DNP	0-1	0-1	0-1
Quincy Ledet	5-10	15	2-0	0-1	1-0	0-1	-	0-1	-	1-3	0-2	-	1-2
Tyrique Matthews	11-3	14	5-1	DNP	DNP	3-0	1-1	-	2-1	-	-	-	-
Chapman Lewis	8-4	12	DNP	-	2-0	-	2-2	1-0	-	-	-	-	3-2
Miquel Dingle Jr	8-4	12	DNP	DNP	1-2	1-1	3-1	3-0	DNP	DNP	DNP	DNP	DNP
E'Maurion Banks	9-1	10	2-1	DNP	DNP	DNP	DNP	4-0	1-0	-	-	-	2-0
Ty Kana	4-3	7	DNP	-	4-2	0-1	DNP	DNP	DNP	DNP	DNP	DNP	DNP
Cameron Watts	3-4	7	-	-	1-1	0-2	-	1-0	-	0-1	1-0	-	-
Jordan Sanford	3-3	6	DNP	0-1	1-0	2-1	-	DNP	-	0-1	-	-	-
Terrell Tilmon	3-2	5	-	-	1-0	0-2	1-0	1-0	-	-	-	-	-
Jalon Peoples	4-0	4	-	DNP	3-0	DNP	1-0	DNP	DNP	DNP	DNP	DNP	DNP
Trevon McAlpine	4-0	4	-	DNP	2-0	1-0	1-0	-	DNP	DNP	DNP	DNP	-
Dylan Spencer	3-1	4	DNP	DNP	1-1	-	-	-	DNP	DNP	2-0	-	-
Wesley Smith	3-1	4	-	2-1	1-0	DNP	DNP	DNP	DNP	DNP	DNP	DNP	DNP
Trent Low	0-4	4	0-4	DNP	DNP	DNP	DNP	DNP	DNP	DNP	DNP	DNP	DNP
Harvey Dyson III	1-2	3	-	DNP	1-0	-	-	0-1	0-1	DNP	DNP	DNP	DNP
Xavier White	2-0	2	-	-	-	-	-	-	2-0	-	-	-	-
Blake Burris	1-1	2	-	1-1	-	DNP	DNP	DNP	DNP	DNP	DNP	DNP	DNP
Cam'Ron Valdez	1-0	1	-	DNP	DNP	-	-	-	-	1-0	-	-	DNP
Myles Price	1-0	1	1-0	-	-	-	-	-	-	-	-	-	DNP
Maurion Horn	1-0	1	DNP	DNP	1-0	DNP	-	-	-	-	-	-	-
Jackson Knotts	1-0	1	-	-	-	-	-	-	1-0	-	-	-	-
Joseph Plunk	1-0	1	-	-	-	-	-	-	-	1-0	-	-	DNP
Reese Burkhardt	1-0	1	-	-	-	-	1-0	-	-	-	-	-	-
Jayden Cofield	1-0	1	DNP	DNP	DNP	DNP	1-0	DNP	DNP	DNP	DNP	DNP	DNP
Monroe Mills	1-0	1	-	-	-	-	-	-	-	-	-	-	1-0
Braylon Rigsby	1-0	1	DNP	DNP	1-0	DNP	DNP	DNP	DNP	DNP	DNP	DNP	DNP
Nehemiah Martinez I	0-1	1	DNP	-	-	-	-	-	0-1	-	-	-	-

# GAME-BY-GAME INDIVIDUAL STATS | DEFENSE

## TACKLES FOR LOSS

Player	UA-A	Total	UW	Oregon	TSU	WVU	UH	Baylor	KState	BYU	TCU	KU	UCF
Jaylon Hutchings	5-5	7.5	1.0-5	0.5-1	1.5-2	2.5-11	1.0-3	-	0.5-4	-	-	0.5-3	-
Myles Cole	5-3	6.5	-	0.5-3	2.0-13	-	-	0.5-5	-	3.0-18	-	-	0.5-1
Ben Roberts	2-6	5.0	0.5-0	1.5-7	-	0.5-1	-	2.0-19	-	-	-	-	0.5-0
Steve Linton	4-1	4.5	1.0-4	-	-	0.5-0	-	3.0-18	-	-	DNP	DNP	DNP
Tony Bradford Jr.	2-4	4.0	-	0.5-2	0.5-1	-	1.0-7	-	0.5-4	-	-	1.5-13	-
CJ Baskerville	3-1	3.5	1.5-6	DNP	-	-	1.0-5	1.0-2	DNP	-	-	-	-
Bralyn Lux	3-1	3.5	1.0-2	0.5-2	-	-	-	-	DNP	-	-	2.0-7	-
Joseph Adedire	2-1	2.5	-	0.5-0	DNP	-	-	-	2.0-2	-	-	-	-
E'Maurion Banks	2-1	2.5	0.5-1	DNP	DNP	DNP	DNP	1.0-2	-	-	-	-	1.0-2
Charles Esters III	1-2	2.0	-	-	-	-	-	2.0-17	-	DNP	-	-	-
Dadrion Taylor-Demerson	1-1	1.5	-	-	-	-	-	-	0.5-0	-	-	1.0-11	-
Miquel Dingle Jr	1-1	1.5	DNP	DNP	-	0.5-1	1.0-2	-	DNP	DNP	DNP	DNP	DNP
Jesiah Pierre	0-3	1.5	-	-	-	-	DNP	0.5-5	1.0-2	-	-	-	-
Rayshad Williams	1-0	1.0	-	-	-	-	-	1.0-1	-	-	-	-	-
Jacob Rodriguez	1-0	1.0	-	DNP	DNP	DNP	DNP	DNP	DNP	DNP	-	1.0-1	-
Tyler Owens	1-0	1.0	-	-	DNP	-	-	-	-	-	1.0-5	-	DNP
Brenden Jordan	1-0	1.0	-	-	-	-	-	-	1.0-1	-	-	-	-
Tyrique Matthews	1-0	1.0	-	DNP	DNP	-	1.0-1	-	-	-	-	-	-
Wesley Smith	1-0	1.0	-	1.0-1	-	DNP	DNP	DNP	DNP	DNP	DNP	DNP	DNP
Terrell Tilmon	1-0	1.0	-	-	1.0-2	-	-	-	-	-	-	-	-
Malik Dunlap	0-1	0.5	-	-	-	-	-	-	0.5-1	-	-	-	-
Trent Low	0-1	0.5	0.5-2	DNP	DNP	DNP	DNP	DNP	DNP	DNP	DNP	DNP	DNP

## SACKS

Player	UA-A	Total	UW	Oregon	TSU	WVU	UH	Baylor	KState	BYU	TCU	KU	UCF
Myles Cole	3-1	3.5	-	-	2-13	-	-	0.5-5	-	1-7	-	-	-
Jaylon Hutchings	2-3	3.5	1-5	0.5-1	-	1-6	-	-	0.5-4	-	-	0.5-3	-
Steve Linton	3-0	3	-	-	-	-	-	3-18	-	-	DNP	DNP	DNP
Tony Bradford Jr.	2-2	3	-	-	-	-	1-7	-	0.5-4	-	-	1.5-13	-
Charles Esters III	1-2	2	-	-	-	-	-	2-17	-	DNP	-	-	-
Dadrion Taylor-Demerson	1-0	1	-	-	-	-	-	-	-	-	-	1-11	-
Terrell Tilmon	1-0	1	-	-	1-2	-	-	-	-	-	-	-	-
Jesiah Pierre	0-1	0.5	-	-	-	-	DNP	0.5-5	-	-	-	-	-
Ben Roberts	0-1	0.5	-	0.5-2	-	-	-	-	-	-	-	-	-
Trent Low	0-1	0.5	0.5-2	DNP	DNP	DNP	DNP	DNP	DNP	DNP	DNP	DNP	DNP
E'Maurion Banks	0-1	0.5	0.5-1	DNP	DNP	DNP	DNP	-	-	-	-	-	-

## Fumbles Forced

Player	Number	UW	Oregon	TSU	WVU	UH	Baylor	KState	BYU	TCU	KU	UCF
Steve Linton	2	-	-	-	-	-	2	-	-	DNP	DNP	DNP
Ben Roberts	2	-	1	-	-	-	1	-	-	-	-	-
Quincy Ledet	1	1	-	-	-	-	-	-	-	-	-	-
Jacob Rodriguez	1	1	DNP	DNP	DNP	DNP	DNP	DNP	DNP	-	-	-
Charles Esters III	1	-	-	-	-	-	1	-	DNP	-	-	-
Tony Bradford Jr.	1	-	-	-	-	1	-	-	-	-	-	-

## Fumbles Recovered

Player	Number	UW	Oregon	TSU	WVU	UH	Baylor	KState	BYU	TCU	KU	UCF
Steve Linton	1	1	-	-	-	-	-	-	-	DNP	DNP	DNP
Jesiah Pierre	1	-	-	-	-	DNP	1	-	-	-	-	-
Jacob Rodriguez	1	1	DNP	DNP	DNP	DNP	DNP	DNP	DNP	-	-	-



# TEXAS TECH GAME HIGHS

## Texas Tech - Game Highs

RUSHES	44	at Kansas (11/11/2023)
YARDS RUSHING	239	Houston (09/30/2023)
YARDS PER RUSH	6.6	UCF (11/18/2023)
TD RUSHES	3	Houston (09/30/2023)
PASS ATTEMPTS	49	Kansas St. (10/14/2023)
PASS COMPLETIONS	31	at Wyoming (09/02/2023)
YARDS PASSING	338	at Wyoming (09/02/2023)
YARDS PER PASS	7.8	TCU (11/02/2023)
TD PASSES	3	at Baylor (10/07/2023)
	3	Tarleton St. (09/16/2023)
	3	Oregon (09/09/2023)
	3	at Wyoming (09/02/2023)
TOTAL PLAYS	81	at West Virginia (09/23/2023)
TOTAL OFFENSE	480	Kansas St. (10/14/2023)
YARDS PER PLAY	7.1	UCF (11/18/2023)
POINTS	49	Houston (09/30/2023)
SACKS BY	6	at Baylor (10/07/2023)
FIRST DOWNS	27	Oregon (09/09/2023)
PENALTIES	9	at BYU (10/21/2023)
	9	at West Virginia (09/23/2023)
PENALTY YARDS	96	at West Virginia (09/23/2023)
TURNOVERS	5	at BYU (10/21/2023)
PUNTS	6	at West Virginia (09/23/2023)
PUNTING AVG	49.8	Houston (09/30/2023)
	49.8	at Wyoming (09/02/2023)
LONG PUNT	59	Houston (09/30/2023)

## Texas Tech - Individual Game Highs

RUSHES	33	Tahj Brooks at Kansas (11/11/2023)
YARDS RUSHING	182	Tahj Brooks vs UCF (11/18/2023)
TD RUSHES	2	Tahj Brooks vs Houston (09/30/2023)
LONG RUSH	58	Tyler Shough vs Oregon (09/09/2023)
PASS ATTEMPTS	47	Tyler Shough at Wyoming (09/02/2023)
PASS COMPLETIONS	31	Tyler Shough at Wyoming (09/02/2023)
YARDS PASSING	338	Tyler Shough at Wyoming (09/02/2023)
TD PASSES	3	Behren Morton at Baylor (10/07/2023)
	3	Tyler Shough vs Oregon (09/09/2023)
	3	Tyler Shough at Wyoming (09/02/2023)
LONG PASS	72	Jake Strong at BYU (10/21/2023)
RECEPTIONS	10	Myles Price at Baylor (10/07/2023)
YARDS RECEIVING	102	Coy Eakin vs Kansas St. (10/14/2023)
TD RECEPTIONS	2	Baylor Cupp at Baylor (10/07/2023)
LONG RECEPTION	72	Xavier White at BYU (10/21/2023)
PUNTS	6	Austin McNamara at West Virginia (09/23/2023)
PUNTING AVG	49.8	Austin McNamara vs Houston (09/30/2023)
	49.8	Austin McNamara at Wyoming (09/02/2023)
LONG PUNT	59	Austin McNamara vs Houston (09/30/2023)
PUNTS INSIDE 20	3	Austin McNamara vs TCU (11/02/2023)
	3	Austin McNamara at BYU (10/21/2023)
	3	Austin McNamara at Baylor (10/07/2023)
LONG PUNT RETURN	43	Myles Price at Baylor (10/07/2023)
LONG KICKOFF RETURN	100	Drae McCray vs Houston (09/30/2023)
TACKLES	14	Jesiah Pierre at Wyoming (09/02/2023)
SACKS	3	Steve Linton at Baylor (10/07/2023)
TACKLES FOR LOSS	3	Myles Cole at BYU (10/21/2023)
	3	Steve Linton at Baylor (10/07/2023)

## OPPONENT GAME HIGHS

### Opponent - Game Highs

RUSHES	47	Kansas St. (10/14/2023)
YARDS RUSHING	272	Kansas St. (10/14/2023)
YARDS PER RUSH	6.0	UCF (11/18/2023)
TD RUSHES	5	Kansas St. (10/14/2023)
PASS ATTEMPTS	52	TCU (11/02/2023)
PASS COMPLETIONS	32	TCU (11/02/2023)
	32	Oregon (09/09/2023)
YARDS PASSING	359	Oregon (09/09/2023)
YARDS PER PASS	9.1	Kansas St. (10/14/2023)
TD PASSES	4	Houston (09/30/2023)
TOTAL PLAYS	80	Tarleton St. (09/16/2023)
TOTAL OFFENSE	489	Houston (09/30/2023)
YARDS PER PLAY	6.8	UCF (11/18/2023)
POINTS	38	Kansas St. (10/14/2023)
	38	Oregon (09/09/2023)
SACKS BY	4	Oregon (09/09/2023)
FIRST DOWNS	26	TCU (11/02/2023)
	26	Houston (09/30/2023)
PENALTIES	14	Oregon (09/09/2023)
PENALTY YARDS	124	Oregon (09/09/2023)
TURNOVERS	3	Tarleton St. (09/16/2023)
PUNTS	8	at BYU (10/21/2023)
PUNTING AVG	53.0	at BYU (10/21/2023)
LONG PUNT	70	at BYU (10/21/2023)

### Opponent - Individual Game Highs

RUSHES	20	RJ Harvey vs UCF (11/18/2023)
YARDS RUSHING	137	Devin Neal at Kansas (11/11/2023)
TD RUSHES	5	Avery Johnson vs Kansas St. (10/14/2023)
LONG RUSH	60	Devin Neal at Kansas (11/11/2023)
PASS ATTEMPTS	52	Josh Hoover vs TCU (11/02/2023)
PASS COMPLETIONS	32	Josh Hoover vs TCU (11/02/2023)
	32	Bo Nix vs Oregon (09/09/2023)
YARDS PASSING	359	Bo Nix vs Oregon (09/09/2023)
TD PASSES	4	Donovan Smith vs Houston (09/30/2023)
LONG PASS	72	Bo Nix vs Oregon (09/09/2023)
RECEPTIONS	12	Benjamin Omayebu vs Tarleton St. (09/16/2023)
YARDS RECEIVING	126	Monaray Baldwin at Baylor (10/07/2023)
TD RECEPTIONS	1	Javon Baker vs UCF (11/18/2023)
LONG RECEPTION	72	Troy Franklin vs Oregon (09/09/2023)
FIELD GOALS	3	Camden Lewis vs Oregon (09/09/2023)
LONG FIELD GOALS	56	John Hoyland at Wyoming (09/02/2023)
PUNTS	8	Ryan Rehkow at BYU (10/21/2023)
PUNTING AVG	55.5	Ross James vs Oregon (09/09/2023)
LONG PUNT	70	Ryan Rehkow at BYU (10/21/2023)
PUNTS INSIDE 20	4	Jack Blumer vs Kansas St. (10/14/2023)
LONG PUNT RETURN	20	Preston Fox at West Virginia (09/23/2023)
LONG KICKOFF RETURN	28	Dawson Pendergrass at Baylor (10/07/2023)
TACKLES	12	Malik Robinson vs Houston (09/30/2023)
	12	Shae Suaunooa at Wyoming (09/02/2023)

# GAME PARTICIPATION

##	Player	GP-GS	UW	Oregon	TSU	WVU	UH	Baylor	KState	BYU	TCU	KU	UCF
0	Rayshad Williams	11/8	START	START	START	START	START	XXX	START	START	START	XXX	XXX
0	Cam'Ron Valdez	8/0	XXX	...	...	XXX	XXX	XXX	XXX	XXX	XXX	XXX	...
1	Dadrión Taylor-Demerson	11/11	START	START	START	START	START	START	START	START	START	START	START
1	Myles Price	10/7	START	XXX	START	XXX	START	START	START	START	START	XXX	...
2	Behren Morton	8/6	...	...	XXX	XXX	START	START	START	...	START	START	START
2	Jalon Peoples	3/0	XXX	...	XXX	...	XXX	...	...	...	...	...	...
3	Bryce Ramirez	9/2	XXX	XXX	XXX	XXX	XXX	XXX	...	START	START	XXX	...
4	Nate Floyd	0/0	...	...	...	...	...	...	...	...	...	...	...
4	Jordan Brown	9/3	XXX	XXX	START	START	...	...	XXX	XXX	XXX	XXX	START
5	Quincy Ledet	11/0	XXX	XXX	XXX	XXX	XXX	XXX	XXX	XXX	XXX	XXX	XXX
6	Myles Cole	11/11	START	START	START	START	START	START	START	START	START	START	START
6	J.J. Sparkman	11/1	XXX	START	XXX	XXX	XXX	XXX	XXX	XXX	XXX	XXX	XXX
7	Steve Linton	8/4	START	START	START	XXX	XXX	XXX	XXX	START	...	...	...
8	Jesiah Pierre	10/6	START	START	START	START	...	START	START	XXX	XXX	XXX	XXX
8	Coy Eakin	8/6	...	...	...	XXX	START	START	START	START	XXX	START	START
9	Jerand Bradley	11/9	START	START	START	START	START	START	START	XXX	START	START	XXX
9	CJ Baskerville	9/8	XXX	...	START	START	START	START	...	START	START	START	START
10	Jacob Rodriguez	4/3	START	...	...	...	...	...	...	...	XXX	START	START
10	Drae McCray	11/1	XXX	XXX	XXX	XXX	XXX	XXX	XXX	XXX	XXX	START	XXX
11	Loic Fouonji	11/1	START	XXX	XXX	XXX	XXX	XXX	XXX	XXX	XXX	XXX	XXX
11	Charles Esters III	10/2	XXX	XXX	XXX	XXX	XXX	XXX	START	...	XXX	START	XXX
12	Bralyn Lux	10/6	START	START	START	XXX	XXX	START	...	XXX	XXX	START	START
12	Tyler Shough	4/4	START	START	START	START	...	...	...	...	...	...	...
13	Brady Boyd	1/0	...	...	...	...	...	...	...	...	...	...	XXX
13	Ben Roberts	11/10	XXX	START	START	START	START	START	START	START	START	START	START
14	Xavier White	11/3	XXX	START	XXX	START	XXX	XXX	XXX	XXX	START	XXX	XXX
14	Joseph Adedire	10/6	XXX	XXX	...	START	START	START	START	XXX	START	XXX	START
15	Robert Wooten	2/0	...	...	XXX	XXX	...	...	...	...	...	...	...
15	Jayden York	11/1	XXX	XXX	XXX	XXX	XXX	XXX	XXX	START	XXX	XXX	XXX
16	Jaden Morris	0/0	...	...	...	...	...	...	...	...	...	...	...
16	Marquez Stevenson	0/0	...	...	...	...	...	...	...	...	...	...	...
17	Isaac Smith	0/0	...	...	...	...	...	...	...	...	...	...	...
17	Jake Strong	2/1	...	...	...	...	...	...	XXX	START	...	...	...
18	Tyler Owens	9/8	START	START	...	START	START	START	START	START	XXX	START	...
18	Will Burns	0/0	...	...	...	...	...	...	...	...	...	...	...
19	AJ McCarty	0/0	...	...	...	...	...	...	...	...	...	...	...
19	Haydon Wiginton	0/0	...	...	...	...	...	...	...	...	...	...	...
19	Dylan Spencer	7/0	...	...	XXX	XXX	XXX	XXX	...	...	XXX	XXX	XXX
20	Nehemiah Martinez I	10/0	...	XXX	XXX	XXX	XXX	XXX	XXX	XXX	XXX	XXX	XXX
20	Marcus Ramon-Edwards	0/0	...	...	...	...	...	...	...	...	...	...	...
21	Cameron Watts	11/0	XXX	XXX	XXX	XXX	XXX	XXX	XXX	XXX	XXX	XXX	XXX
21	Tyler King	0/0	...	...	...	...	...	...	...	...	...	...	...
22	Maurion Horn	8/0	...	...	XXX	...	XXX	XXX	XXX	XXX	XXX	XXX	XXX
22	Bryson Donnell	11/0	XXX	XXX	XXX	XXX	XXX	XXX	XXX	XXX	XXX	XXX	XXX
23	Landon Hullaby	4/0	...	...	XXX	...	...	...	...	...	XXX	XXX	XXX
23	Cooper LaFebre	0/0	...	...	...	...	...	...	...	...	...	...	...
24	Malik Dunlap	11/9	XXX	XXX	START	START	START	START	START	START	START	START	START
24	Anquan Willis	0/0	...	...	...	...	...	...	...	...	...	...	...
25	JMaury Davis	0/0	...	...	...	...	...	...	...	...	...	...	...
25	Chapman Lewis	10/0	...	XXX	XXX	XXX	XXX	XXX	XXX	XXX	XXX	XXX	XXX
26	Sammy Morris IV	3/0	XXX	XXX	XXX	...	...	...	...	...	...	...	...
27	Brenden Jordan	11/4	START	START	XXX	XXX	XXX	XXX	XXX	XXX	START	XXX	START
28	Tahj Brooks	11/11	START	START	START	START	START	START	START	START	START	START	START
28	Jordan Sanford	9/0	...	XXX	XXX	XXX	XXX	...	XXX	XXX	XXX	XXX	XXX
29	Chief Collins	11/0	XXX	XXX	XXX	XXX	XXX	XXX	XXX	XXX	XXX	XXX	XXX
30	Jackson Knotts	11/0	XXX	XXX	XXX	XXX	XXX	XXX	XXX	XXX	XXX	XXX	XXX
30	Miles Thompson	0/0	...	...	...	...	...	...	...	...	...	...	...
31	Austin McNamara	11/0	XXX	XXX	XXX	XXX	XXX	XXX	XXX	XXX	XXX	XXX	XXX
31	Joseph Plunk	10/0	XXX	XXX	XXX	XXX	XXX	XXX	XXX	XXX	XXX	XXX	...
32	Tyrique Matthews	9/0	XXX	...	...	XXX	XXX	XXX	XXX	XXX	XXX	XXX	XXX

# GAME PARTICIPATION

#	Player	GP-GS	UW	Oregon	TSU	WVU	UH	Baylor	KState	BYU	TCU	KU	UCF
33	Matthew Young	0/0	...	...	...	...	...	...	...	...	...	...	...
33	Harvey Dyson III	6/0	XXX	...	XXX	XXX	XXX	XXX	XXX	...	...	...	...
34	Bryce Robinson	0/0	...	...	...	...	...	...	...	...	...	...	...
35	Miquel Dingle Jr	4/1	...	...	XXX	XXX	START	XXX	...	...	...	...	...
36	Justin Horne	0/0	...	...	...	...	...	...	...	...	...	...	...
37	Brook Honore	0/0	...	...	...	...	...	...	...	...	...	...	...
38	Reese Burkhardt	11/0	XXX	XXX	XXX	XXX	XXX	XXX	XXX	XXX	XXX	XXX	XXX
38	Anthony White	0/0	...	...	...	...	...	...	...	...	...	...	...
39	Charles Robinson	0/0	...	...	...	...	...	...	...	...	...	...	...
39	Luke Dillingham	0/0	...	...	...	...	...	...	...	...	...	...	...
40	Wesley Smith	3/0	XXX	XXX	XXX	...	...	...	...	...	...	...	...
41	Ty Kana	3/0	...	XXX	XXX	XXX	...	...	...	...	...	...	...
42	John Curry	4/0	...	...	...	...	...	...	XXX	XXX	XXX	XXX	...
43	Henry Teeter	11/0	XXX	XXX	XXX	XXX	XXX	XXX	XXX	XXX	XXX	XXX	XXX
43	Chris Lemons	0/0	...	...	...	...	...	...	...	...	...	...	...
45	Terrell Tilmon	11/0	XXX	XXX	XXX	XXX	XXX	XXX	XXX	XXX	XXX	XXX	XXX
46	Isaiah Crawford	0/0	...	...	...	...	...	...	...	...	...	...	...
47	Jacob Mauch	0/0	...	...	...	...	...	...	...	...	...	...	...
47	Tanner Allen	0/0	...	...	...	...	...	...	...	...	...	...	...
48	Gage Elder	0/0	...	...	...	...	...	...	...	...	...	...	...
48	Stone Harrington	0/0	...	...	...	...	...	...	...	...	...	...	...
49	Tre'Darius Brown	0/0	...	...	...	...	...	...	...	...	...	...	...
50	Trent Low	1/0	XXX	...	...	...	...	...	...	...	...	...	...
51	Jayden Cofield	1/0	...	...	...	...	XXX	...	...	...	...	...	...
53	Rusty Staats	11/11	START	START	START	START	START	START	START	START	START	START	START
54	Kaden Carr	0/0	...	...	...	...	...	...	...	...	...	...	...
56	Dennis Wilburn	10/10	START	...	START	START	START	START	START	START	START	START	START
60	Nick Fattig	0/0	...	...	...	...	...	...	...	...	...	...	...
63	Dylan Shaw	0/0	...	...	...	...	...	...	...	...	...	...	...
64	Jurrien Loftin	0/0	...	...	...	...	...	...	...	...	...	...	...
65	Sheridan Wilson	1/0	...	...	XXX	...	...	...	...	...	...	...	...
66	Matt Keeler	11/0	XXX	XXX	XXX	XXX	XXX	XXX	XXX	XXX	XXX	XXX	XXX
67	Dalton Marryman	0/0	...	...	...	...	...	...	...	...	...	...	...
68	Seth Martin	0/0	...	...	...	...	...	...	...	...	...	...	...
69	Caleb Rodkey	10/0	XXX	XXX	...	XXX	XXX	XXX	XXX	XXX	XXX	XXX	XXX
70	Cole Spencer	5/5	START	START	START	START	START	...	...	...	...	...	...
71	Monroe Mills	11/11	START	START	START	START	START	START	START	START	START	START	START
72	Landon Peterson	10/0	XXX	...	XXX	XXX	XXX	XXX	XXX	XXX	XXX	XXX	XXX
74	Daniel Sill	0/0	...	...	...	...	...	...	...	...	...	...	...
75	Jacoby Jackson	11/7	XXX	START	XXX	XXX	XXX	START	START	START	START	START	START
76	Caleb Rogers	11/11	START	START	START	START	START	START	START	START	START	START	START
77	Garrett Morphis	0/0	...	...	...	...	...	...	...	...	...	...	...
79	Ty Buchanan	7/0	XXX	XXX	XXX	XXX	XXX	...	...	...	...	XXX	XXX
80	Mason Tharp	6/6	START	START	START	START	START	...	...	...	...	...	START
82	Drew Hocutt	11/0	XXX	XXX	XXX	XXX	XXX	XXX	XXX	XXX	XXX	XXX	XXX
83	Jack Esparza	0/0	...	...	...	...	...	...	...	...	...	...	...
84	Demarion Crest	0/0	...	...	...	...	...	...	...	...	...	...	...
85	Aiden Meeks	0/0	...	...	...	...	...	...	...	...	...	...	...
86	TJ West	0/0	...	...	...	...	...	...	...	...	...	...	...
87	Kelby Valsin	0/0	...	...	...	...	...	...	...	...	...	...	...
88	Baylor Cupp	10/6	XXX	XXX	...	XXX	XXX	START	START	START	START	START	START
89	Jordan Green	0/0	...	...	...	...	...	...	...	...	...	...	...
90	Ansel Nedore	0/0	...	...	...	...	...	...	...	...	...	...	...
91	Blake Burris	3/0	XXX	XXX	XXX	...	...	...	...	...	...	...	...
93	Trevon McAlpine	6/0	XXX	...	XXX	XXX	XXX	XXX	...	...	...	...	XXX
94	Braylon Rigsby	1/0	...	...	XXX	...	...	...	...	...	...	...	...
95	Jaylon Hutchings	11/11	START	START	START	START	START	START	START	START	START	START	START
96	Amier Washington	1/0	...	...	...	...	XXX	...	...	...	...	...	...
97	Tony Bradford Jr.	11/11	START	START	START	START	START	START	START	START	START	START	START
98	E'Maurion Banks	7/0	XXX	...	...	...	...	XXX	XXX	XXX	XXX	XXX	XXX
99	Gino Garcia	11/0	XXX	XXX	XXX	XXX	XXX	XXX	XXX	XXX	XXX	XXX	XXX
99	Sam Carrell	1/0	...	...	XXX	...	...	...	...	...	...	...	...



OFFENSIVE STAT NOTABLES

CAREER 100+ RUSHING YARD GAMES

Tahj Brooks (12)

Date	Rush Yards	Opponent
Nov. 18, 2023	182	UCF
Oct. 7, 2023	170	Baylor
Sept. 16, 2023	158	Tarleton
Sept. 23, 2023	149	West Virginia
Nov. 2, 2023	146	TCU
Sept. 4, 2021	134	Houston
Nov. 11, 2023	133	Kansas
Dec. 28, 2021	107	Mississippi State
Oct. 22, 2022	107	West Virginia
Sept. 11, 2021	103	Stephen F. Austin
Oct. 21, 2023	101	BYU
Sept. 30, 2023	101	Houston

Cam'Ron Valdez (1)

Date	Rush Yards	Opponent
Sept. 30, 2023	111	Houston

Tyler Shough (2)

Date	Rush Yards	Opponent
Dec. 28, 2022	111	Ole Miss
Sept. 9, 2023	101	Oregon

Xavier White (2)

Date	Rush Yards	Opponent
Dec. 5, 2020	135	Kansas
Oct. 3, 2020	113	Kansas State

GAMES WITH A RUSHING TD

Player	'19	'20	'21	'22	'23	Career
Brooks, Tahj	--	3	5	4	8	20
Shough, Tyler	--	2*	2	4	2	10
White, Xavier	--	2	3	--	--	5
Price, Myles	--	1	1	--	--	2
Morton, Behren	--	--	--	2	3	5
Hutchings, Jaylon	--	--	--	1	--	1
Valdez, Cam'Ron	--	--	--	--	1	1

\*Indicates games played prior to arrival at Texas Tech

GAMES WITH MULTIPLE RUSHING TDs

Player	'19	'20	'21	'22	'23	Career
Brooks, Tahj	--	1	2	2	1	6
Shough, Tyler	-	-	-	-	1	1

2023 ALL-PURPOSE YARDAGE LEADERS

Player	APP Yards	Opponent
Tahj Brooks	178	UCF
Tahj Brooks	174	Baylor
Tahj Brooks	158	vs Tarleton
Tahj Brooks	155	at West Virginia
Tahj Brooks	142	TCU
Tahj Brooks	139	Kansas
Myles Price	133	Baylor
Drae McCray	126	at West Virginia
Tahj Brooks	120	Kansas State

CAREER 300+ YARD PASSING GAMES

Tyler Shough (5)

Date	Pass Yards	Opponent
Nov. 26, 2022	436	Oklahoma
Sept. 18, 2021	399	FIU
Sept. 2, 2023	338	at Wyoming
Nov. 21, 2020	334*	UCLA
Nov. 14, 2020	312*	at Washington State

\*Indicates games played prior to arrival at Texas Tech

Behren Morton (2)

Date	Pass Yards	Opponent
Oct. 8, 2022	379	at Oklahoma State
Oct. 22, 2022	325	vs West Virginia

CAREER 100+ RECEIVING YARD GAMES

Jerand Bradley (3)

Date	Rec. Yards	Opponent
Nov. 26, 2022	173	Oklahoma
Oct. 8, 2022	119	Oklahoma State
Sept. 3, 2022	108	Murray State

Xavier White (3)

Date	Rec. Yards	Opponent
Oct. 22, 2022	139	West Virginia
Oct. 1, 2022	120	K-State
Aug. 31, 2018	107	Montana State

Loic Fouonji (2)

Date	Rec. Yards	Opponent
Sept. 3, 2022	110	Murray State
Dec. 28, 2022	100	Ole Miss

Myles Price (1)

Date	Rec. Yards	Opponent
Nov. 13, 2021	175	Iowa State

Coy Eakin (1)

Date	Rec. Yards	Opponent
Oct. 14, 2023	102	Kansas State

CAREER GAMES WITH A RECEIVING TD

Player	'19	'20	'21	'22	'23	Career
Price, Myles	--	1	2	2	5	10
Bradley, Jerand	--	--	--	5	4	9
White, Xavier	1	--	1	3	1	6
Fouonji, Loic	--	1	1	3	1	6
Tharp, Mason	--	--	--	2	3	5
Sparkman, J.J.	--	--	2	1	--	3
Martinez, Nehemiah	--	--	--	2	--	2
Cupp, Baylor	--	--	--	2	1	3
Brooks, Tahj	--	--	--	1	--	1
Boyd, Brady	--	--	--	1	--	1
Teeter, Henry	--	--	--	1	--	1
York, Jaden	--	--	--	--	1	1
Brown, Jordan	--	--	--	--	1	1
McCray, Drae	--	--	8*	9*	2	2

\* indicates seasons at Austin Peay

CAREER GAMES WITH MULTIPLE RECEIVING TDs

Player	'19	'20	'21	'22	'23	Career
Bradley, Jerand	--	--	--	1	--	1
Fouonji, Loic	--	--	--	1	--	1
Cupp, Baylor	--	--	--	--	1	1

TEAM OFFENSE GAME-BY-GAME COMPARISON

TEXAS TECH FIRST DOWNS

Opponent	10	20	30	40	OT	Total
at Wyoming	5	6	4	7	2-2	26
Oregon	6	8	6	7	-	27
Tarleton State	8	6	5	7	-	26
at West Virginia	1	1	5	11	-	18
Houston	5	8	4	4	-	21
at Baylor	4	5	5	5	-	19
Kansas State	4	7	7	6	-	24
at BYU	5	7	2	5	-	19
TCU	8	7	4	3	-	22
at Kansas	8	4	4	5	-	21
UCF	2	9	7	7	-	25
at Texas	-	-	-	-	-	-

TEXAS TECH PLAYS/YARDAGE GAINED BY QTR

Opponent	10	20	30	40	OT
at Wyoming	14/102	18/102	16/60	22/117	10/50
Oregon	17/109	23/95	9/143	21/109	-
Tarleton State	21/153	22/118	14/68	15/77	-
at West Virginia	11/20	12/36	21/81	37/184	-
Houston	12/79	21/150	10/82	16/89	-
Baylor	16/86	21/128	14/85	17/67	-
Kansas State	16/60	22/132	24/168	17/120	-
at BYU	19/88	25/145	18/52	18/104	-
TCU	25/121	22/115	20/74	11/118	-
at Kansas	21/91	13/56	20/83	15/82	-
UCF	12/123	13/130	19/108	19/85	-
at Texas	-	-	-	-	-

TEXAS TECH PLAYS/CUMULATIVE YARDAGE GAINED BY QTR

Opponent	10	20	30	40	OT
at Wyoming	14/102	32/204	48/264	70/381	80/431
Oregon	17/109	40/204	49/347	70/456	-
Tarleton State	21/153	43/271	57/339	72/416	-
at West Virginia	11/20	23/56	44/137	81/321	-
Houston	12/79	33/229	43/311	59/400	-
Baylor	16/86	37/214	51/299	68/366	-
Kansas State	16/60	38/192	62/360	79/480	-
at BYU	19/88	44/233	62/285	80/389	-
TCU	25/121	47/236	67/310	78/428	-
at Kansas	21/91	34/147	54/230	69/312	-
UCF	12/123	25/253	44/361	63/446	-
at Texas	-	-	-	-	-

OPPONENT FIRST DOWNS

Opponent	10	20	30	40	OT	Total
at Wyoming	3	7	5	5	2-2	24
Oregon	5	3	7	6	-	21
Tarleton State	3	5	4	7	-	19
at West Virginia	6	4	1	5	-	16
Houston	10	8	6	2	-	26
at Baylor	4	4	5	4	-	17
Kansas State	8	5	4	7	-	24
at BYU	3	5	2	2	-	12
TCU	6	3	7	10	-	26
at Kansas	3	6	0	9	-	18
UCF	8	7	3	5	-	23
at Texas	-	-	-	-	-	-

OPPONENT PLAYS/YARDAGE GAINED BY QTR

Opponent	10	20	30	40	OT
at Wyoming	20/55	16/77	14/79	17/59	11/50
Oregon	17/174	16/79	26/130	16/89	-
Tarleton State	18/58	18/89	22/78	22/117	-
at West Virginia	21/98	21/73	11/30	11/55	-
Houston	21/167	21/198	21/90	13/34	-
Baylor	13/42	22/78	18/109	15/112	-
Kansas State	17/133	16/94	13/90	19/118	-
at BYU	12/88	15/111	15/51	15/27	-
TCU	14/73	14/69	17/149	33/149	-
at Kansas	13/49	22/83	7/8	28/204	-
UCF	25/188	22/113	14/57	11/128	-
at Texas	-	-	-	-	-

OPPONENT PLAYS/CUMULATIVE YARDAGE GAINED BY QTR

Opponent	10	20	30	40	OT
at Wyoming	20/55	36/132	50/211	67/270	78/320
Oregon	17/174	33/253	59/383	75/472	-
Tarleton State	18/58	36/147	58/225	80/342	-
at West Virginia	21/98	42/171	53/201	64/256	-
Houston	21/167	42/365	63/455	76/489	-
Baylor	13/42	35/120	53/229	68/341	-
Kansas State	17/133	33/227	46/317	65/435	-
at BYU	12/88	27/199	42/250	57/277	-
TCU	14/73	28/142	45/291	78/440	-
at Kansas	13/49	35/132	42/140	70/334	-
UCF	25/188	47/301	61/358	72/486	-
at Texas	-	-	-	-	-



GAME-BY-GAME LEADERS

OPPONENT	PASSING YARDS	RUSHES	RUSH YARDS	RECEPTIONS	RECEIVING YARDS	TACKLES	TACKLES FOR LOSS	SACKS
at Wyoming	338 (Shough)	15 (Shough)	39 (Brooks)	8 (Bradley)	88 (Bradley)	14 (Pierre)	1.5 (Baskerville)	1.0 (Hutchings)
Oregon	282 (Shough)	23 (Shough)	101 (Shough)	5 (Bradley)	83 (Bradley)	12 (Roberts/Taylor-Dem.)	1.5 (Roberts)	0.5 (2 players)
Tarleton State	123 (Shough)	19 (Brooks)	158 (Brooks)	6 (Brown)	73 (Brown)	6 (Baskerville/Kana)	2.0 (Cole)	2.0 (Cole)
at West Virginia	158 (Morton)	25 (Brooks)	149 (Brooks)	3 (3 players)	45 (White)	12 (Pierre)	2.5 (Hutchings)	1.0 (Hutchings)
Houston	161 (Morton)	21 (Brooks)	111 (Valdez)	5 (Price)	63 (Price)	10 (Owens/Roberts)	1.0 (5 players)	1.0 (Bradford Jr.)
at Baylor	180 (Morton)	31 (Brooks)	170 (Brooks)	10 (Price)	90 (Price)	7 (Roberts)	3.0 (Linton)	3.0 (Linton)
Kansas State	173 (Strong)	17 (Brooks)	98 (Brooks)	5 (Bradley/Eakin)	102 (Eakin)	11 (Roberts)	2.0 (Adedire)	0.5 (2 players)
at BYU	236 (Strong)	30 (Brooks)	101 (Brooks)	3 (4 players)	98 (White)	10 (Roberts)	3.0 (Cole)	1.0 (Cole)
TCU	282 (Morton)	31 (Brooks)	146 (Brooks)	8 (Eakin)	78 (Eakin)	9 (Baskerville)	1.0 (Owens)	<i>none</i>
at Kansas	176 (Morton)	33 (Brooks)	133 (Brooks)	5 (Price)	91 (Bradley)	11 (Baskerville)	2.0 (Lux)	1.5 (Bradford Jr.)
UCF	256 (Morton)	24 (Brooks)	182 (Brooks)	4 (3 players)	77 (White)	12 (Rodriguez)	1.0 (Banks)	<i>none</i>
at Texas	--	--	--	--	--	--	--	--

MISCELLANEOUS TRENDS

OPENING DRIVE - OFFENSE

OPPONENT	1st	2nd
	Half	Half
at Wyoming	Touchdown	Punt
Oregon	Touchdown	Touchdown
Tarleton State	Punt	Punt
at West Virginia	Punt	Punt
Houston	Touchdown	Punt
at Baylor	Touchdown	Turnover (INT)
Kansas State	Punt	Turnover on Downs
at BYU	Turnover on Downs	Punt
TCU	Punt	Punt
at Kansas	Touchdown	Punt
UCF	Turnover on Downs	Punt
at Texas	--	--

OPENING DRIVE - DEFENSE

OPPONENT	1st	2nd
	Half	Half
at Wyoming	Punt	Touchdown
Oregon	Punt	Punt
Tarleton State	INT	Punt
at West Virginia	Punt	Punt
Houston	Touchdown	Punt
at Baylor	Turnover on Downs	Turnover on Downs
Kansas State	FG	Punt
at BYU	Touchdown	Punt
TCU	Punt	Touchdown
at Kansas	Punt	Punt
UCF	Touchdown	Punt
at Texas	--	--

RED RAIDERS ON COIN FLIPS

OPPONENT	Coin	Decision	Result
	Flip		
at Wyoming	L	Opp. Deferred	L, 35-33 <sup>20T</sup>
Oregon	W	Deferred	L, 38-30
Tarleton State	W	Received	W, 41-3
at West Virginia	L	Opp. Received	L, 20-13
Houston	W	Deferred	W, 49-28
at Baylor	L	Opp. Deferred	W, 39-14
Kansas State	W	Deferred	L, 38-21
at BYU	W	Deferred	L, 27-14
TCU	W	Deferred	W, 35-28
at Kansas	W	Deferred	W, 16-13
UCF	W	Deferred	W, 24-23
at Texas	-	--	--

GAME-OPENING DRIVES

OPPONENT	TEXAS TECH			OPPONENTS		
	PTS	PLAYS	YDS	PTS	PLAYS	YDS
at Wyoming	7	6	76	0	3	2
Oregon	7	6	85	0	8	24
Tarleton State	0	3	-1	0	3	3
at West Virginia	0	3	3	0	5	20
Houston	7	12	74	7	12	75
at Baylor	7	11	75	0	7	34
Kansas State	0	6	20	3	8	50
at BYU	0	14	68	7	7	75
TCU	0	3	1	0	3	0
at Kansas	7	7	50	0	3	1
UCF	0	6	62	7	8	75
at Texas	-	-	-	-	-	-

SECOND HALF OPENING DRIVES

OPPONENT	TEXAS TECH			OPPONENTS		
	PTS	PLAYS	YDS	PTS	PLAYS	YDS
at Wyoming	0	3	2	7	13	76
Oregon	7	5	75	0	3	-1
Tarleton State	0	5	23	0	5	19
at West Virginia	0	5	13	0	3	9
Houston	0	3	-3	0	7	27
at Baylor	0	1	0	0	7	49
Kansas State	0	6	21	0	3	4
at BYU	0	3	3	0	4	22
TCU	0	6	17	7	10	93
at Kansas	0	7	11	0	3	8
UCF	0	5	17	0	4	19
at Texas	-	-	-	-	-	-

GIVEAWAYS/TAKEAWAYS

OPPONENT	TAKEAWAY			GIVEAWAY			Dif.
	Fum	Int	Tot	Fum	Int	Tot	
at Wyoming	2	0	2	0	1	1	+1
Oregon	0	0	0	1	3	4	-4
Tarleton State	0	3	3	0	1	1	+2
at West Virginia	0	2	2	0	0	0	+2
Houston	0	0	0	0	0	0	=
at Baylor	1	0	1	1	1	2	-1
Kansas State	0	0	0	0	3	3	-3
at BYU	0	0	0	2	3	5	-5
TCU	0	2	2	0	0	0	+2
at Kansas	0	1	1	0	1	1	=
UCF	0	1	1	0	1	1	=
at Texas	-	-	-	-	-	-	-
TOTALS	3	9	12	4	14	18	-6

SCORING DRIVE ANALYSIS

YARDAGE	TEXAS TECH		OPPONENTS	
	TD	FG	TD	FG
No Drive	3	-	1	-
Negative Yards	-	1	-	-
0-9	-	2	-	-
10-19	2	1	1	-
20-29	3	2	2	4
30-39	-	-	1	1
40-49	3	3	-	-
50-59	3	2	2	3
60-69	4	3	1	3
70-79	10	-	17	2
80-89	8	-	3	-
90-99	3	-	1	-
TOTALS	39	14	29	13

THREE-AND-OUTS

OPPONENT	TEXAS TECH	OPPONENTS
	3-&-Outs/Drives	3-&-Outs/Drives
at Wyoming	2/14	3/14
Oregon	1/13	3/11
Tarleton State	1/11	2/13
at West Virginia	4/13	4/13
Houston	1/9	2/12
at Baylor	2/13	2/13
Kansas State	2/12	2/13
at BYU	2/13	5/12
TCU	1/13	2/12
at Kansas	1/11	4/12
UCF	0/10	0/10
at Texas	--	--
TOTALS	17/132	29/135

SPECIAL TEAMS TACKLES

(All tackles on Special Teams coverage)			
Player	Total	KO	Punt
Terrell Tilmon	4	1	3
Miquel Dingle Jr.	3	3	-
Chapman Lewis	3	3	-
Cameron Watts	4	3	1
Bralyn Lux	3	3	-
Ty Matthews	2	2	-
Wesley Smith	1	1	-
Ty Kana	1	-	1
Jesiah Pierre	1	-	1
C.J. Baskerville	1	1	-
Reese Burkhardt	1	1	-
Nehemiah Martinez	1	1	-
Jayden York	1	-	1
Jackson Knotts	1	-	1
Joseph Plunk	1	1	-
Tyler Owens	1	-	1
TOTALS	29	20	9

EXPLOSIVE PLAYS BY THE NUMBERS

	Texas Tech Long Plays			ST	Opponent Long Plays			ST
	Rush	Pass	Total		Rush	Pass	Total	
at Wyoming	0	5	5	0	0	1	1	0
Oregon	2	5	7	2	0	6	6	0
Tarleton State	2	2	4	0	1	2	3	0
at West Virginia	1	2	3	1	0	1	1	1
Houston	2	2	4	1	0	4	4	0
at Baylor	1	2	3	1	0	5	5	0
Kansas State	2	3	5	0	1	3	4	0
at BYU	1	2	3	2	1	2	3	0
TCU	1	4	5	1	0	5	5	0
at Kansas	0	2	2	0	1	2	3	0
UCF	1	3	4	1	2	2	4	0
at Texas	-	-	-	-	-	-	-	-
Totals	13	32	45	9	6	33	39	1

LONGEST PLAYS BY THE NUMBERS (offense only/no special teams)

Long Plays by Yards	NO.	TD
100+	-	-
90-99	-	-
80-89	-	-
70-79	1	1
60-69	-	-
50-59	3	-
40-49	6	2
30-39	15	2
20-29	20	3
Totals	45	8

EXPLOSIVE PLAYS - 20-PLUS YARDS

Yards	Opponent	Play	Result
72	BYU	Strong pass to White	Touchdown
58	Oregon	Shough rush	First Down
54	Houston	Valdez rush	First Down
54	Kansas State	Strong rush	First Down
49	UCF	Morton pass to White	First Down
46	Tarleton St.	Shough pass to Brown	First Down
46	UCF	Brooks rush	First Down
44	TCU	Morton pass to McCray	Touchdown
43	Kansas State	Strong pass to Eakin	First Down
41	Houston	Valdez rush	Touchdown
39	TCU	Morton pass to White	First Down
38	Tarleton St.	Brooks rush	First Down
36	BYU	Strong pass to Brown	First Down
35	Oregon	Brooks rush	First Down
34	Oregon	Shough pass to Bradley	Touchdown
34	Houston	Morton pass to White	First Down
33	Wyoming	Shough pass to Price	Touchdown
33	Kansas	Morton pass to Bradley	First Down
31	Oregon	Shough pass to McCray	First Down
31	Oregon	Shough pass to Martinez	First Down
31	Kansas State	Morton pass to White	First Down
31	Kansas	Morton pass to Bradley	First Down
30	Kansas State	Morton pass to Eakin	First Down
30	Kansas State	Brooks rush	First Down
30	TCU	Morton pass to Eakin	First Down
29	Wyoming	Shough pass to Bradley	First Down
28	Tarleton St.	Shough pass to Tharp	Touchdown
27	Wyoming	Shough pass to Brown	First Down
27	West Virginia	Brooks rush	First Down
26	West Virginia	Morton pass to Brown	First Down
26	UCF	Morton pass to McCray	First Down
25	Houston	Morton pass to Fouonji	Touchdown
25	TCU	Morton pass to Price	Touchdown
24	Wyoming	Shough pass to Brown	First Down

LONGEST PLAYS BY TYPE

Long Plays by Type (20+)	NO.	TD
Rushing	13	1
Passing	32	7
TOTAL	45	8
Punt returns	5	0
Kick returns	4	1
Interceptions	2	1
Fumble returns	-	-
TOTAL ALL	56	8

LONGEST PLAYS OF THE YEAR

Play Type	Yardage	Play (Opponent)
Rushing	58	Shough 58-yard run (vs. Oregon)
Rushing Touchdown	41	Valdez 41-yard TD run (vs. Houston)
Passing	72	Strong 72-yard TD pass to White (at BYU)
Passing Touchdown	72	Strong 72-yard TD pass to White (at BYU)
Interception Return	54	Dunlap 54-yard interception return (vs. Tarleton State)
Punt Return	43	Price 43-yard punt return (at Baylor)
Punt Block Return	7	Fouonji 7-yard block punt return (vs. Houston)
Kick Return	100	McCray 100-yard punt return (vs. Houston)
Punt	59	McNamara 59-yard punt (vs. Houston)
Field Goal	55	Garcia 55-yard field goal (vs. TCU)

OPPONENT EXPLOSIVE PLAYS - 20-PLUS YARDS

Yards	Opponent	Play	Result
72	Oregon	Nix pass to Franklin	Touchdown
71	Baylor	Shapen pass to Baldwin	Touchdown
71	UCF	Plumlee pass to Baker	Touchdown
60	Kansas	Neal rush	Touchdown
55	BYU	Martin rush	First Down
49	Houston	Smith pass to Manjack IV	Touchdown
43	Baylor	Shapen pass to Nabors	First Down
42	Kansas State	Howard pass to Sinnott	First Down
41	Houston	Smith pass to Carnes	Touchdown
39	Baylor	Shapen pass to Baldwin	First Down
39	UCF	Plumee pass to Hudson	First Down
35	TCU	Hoover pass to Wiley	First Down
34	Houston	Smith pass to Johnson Jr.	First Down
34	Baylor	Shapen pass to Baldwin	First Down
33	Tarleton St.	Gabalis pass to Smith	First Down
32	BYU	Sloviss pass to Lassiter	First Down
31	Oregon	Nix pass to Whittington	First Down
31	Kansas	Ballard pass to Arnold	First Down
30	Oregon	Nix pass to Ferguson	First Down
30	Kansas State	Johnson rush	Touchdown
29	TCU	Hoover pass to Robinson	First Down
27	BYU	Sloviss to Rex	First Down
25	Wyoming	Peasley pass to Wieland	First Down
25	Oregon	Nix pass to Irving	First Down
25	Tarleton St.	Kelley III rush	First Down
25	Kansas	Ballard pass to Locklin	First Down
24	Baylor	Shapen pass to Pendergrass	First Down
24	TCU	Hoover pass to Earle	First Down
24	TCU	Hoover pass to Bailey	First Down
24	UCF	Boomer rush	First Down
24	UCF	Richardson rush	First Down
22	Oregon	Nox pass to Holden	First Down
22	Kansas State	Howard pass to Brooks	First Down
21	Oregon	Nix pass to Herbert	First Down



EXPLOSIVE PLAYS - 20-PLUS YARDS (Cont.)

24	Baylor	Morton pass to Price	First Down
24	Baylor	Brooks rush	First Down
22	Oregon	Shough pass to White	First Down
22	Tarleton St.	Brooks rush	First Down
22	UCF	Morton pass to Eakin	First Down
20	Wyoming	Shough pass to Fouonji	First Down
20	Oregon	Shough pass to Bradley	First Down
20	West Virginia	Morton pass to White	First Down
20	Baylor	Morton pass to Price	First Down
20	BYU	Valdez rush	First Down
20	TCU	Brooks rush	First Down

Special Teams Explosive Plays - 30-Plus for Kick Returns/20-Plus Yards for Punt Returns

Yards	Opponent	Play	Result
100	Houston	McCray kick return	Touchdown
54	UCF	McCray kick return	First Down
43	Baylor	Price punt return	First Down
35	BYU	Price punt return	First Down
33	Oregon	McCray kick return	First Down
33	Oregon	Price punt return	First Down
32	West Virginia	McCray kick return	First Down
29	TCU	Price punt return	First Down
26	BYU	Price punt return	First Down

Defensive Explosive Plays

Yards	Opponent	Play	Result
54	Tarleton St.	Dunlap interception return	Touchdown
23	TCU	Taylor-Demerson interception return	First Down

ACTIVE CARRER EXPLOSIVE YARDAGE LEADERS | RUSHING

Tahj Brooks (19)

Date	Yards	Opponent
Sept. 11, 2021	67	SFA
Nov. 13, 2021	51	Iowa St.
Nov. 18, 2023	46	UCF
Sept. 4, 2021	44	Houston
Sept. 4, 2021	41	Houston
Sept. 16, 2023	38	Tarleton St.
Dec. 28, 2022	37	Ole Miss
Sept. 9, 2023	35	Oregon
Oct. 29, 2022	31	Baylor
Oct. 14, 2023	30	Kansas State
Dec. 5, 2020	28	Kansas
Sept. 23, 2023	27	West Virginia
Oct. 7, 2023	24	Baylor
Sept. 3, 2022	23	Murray State
Oct. 23, 2021	23	K-State
Sept. 16, 2023	22	Tarleton St.
Nov. 5, 2022	21	TCU
Oct. 22, 2022	20	West Virginia
Nov. 2, 2023	20	TCU

Cam'Ron Valdez (5)

Date	Yards	Opponent
Sept. 30, 2023	54	Houston
Sept. 30, 2023	41	Houston
Nov. 5, 2022	38	TCU
Nov. 5, 2022	30	TCU
Dec. 28, 2022	29	Ole Miss

OPP. EXPLOSIVE PLAYS - 20-PLUS YARDS (Cont.)

21	Tarleton St.	Gabalis pass to Britten	First Down
21	West Virginia	Traylon pass to Taylor	First Down
21	Houston	Smith pass to Brown	First Down
21	Kansas State	Johnson pass to Brown	First Down
21	TCU	Hoover pass to Nowell	First Down

Special Teams Explosive Plays - 30-Plus for Kick Returns/20-Plus Yards for Punt Returns

Yards	Opponent	Play	Result
20	West Virginia	Fox punt return	First Down



TEXAS TECH SCORING DRIVES

at Wyoming <i>drive superlatives</i> →	No. of Plays	Total Yards	Drive Time	Type of Score	Score QTR/Time	Scoring Play
	6	76	1:49	TD	1Q/10:34	Price 33-yd catch
	2	26	0:42	TD	1Q/9:25	York 19-yd catch
	4	-4	1:10	FG	1Q/4:02	Garcia 54-yd FG
	13	69	2:58	FG	4Q/0:41	Garcia 27-yd FG
	5	25	--	TD	OT-1	Brooks 6-yd run
	5	25	--	TD	OT-2	Bradley 15-yd catch
Oregon	Plays	Yards	Time	Score	QTR/Time	Scoring Play
	6	85	2:30	TD	1Q/9:37	Price 18-yd catch
	13	75	5:44	TD	2Q/13:01	Tharp 7-yd catch
	5	75	2:02	TD	3Q/12:58	Shough 5-yd run
	3	83	1:04	TD	3Q/6:16	Bradley 34-yd catch
	12	48	5:14	FG	4Q/5:13	Garcia 45-yd FG
Tarleton State	Plays	Yards	Time	Score	QTR/Time	Scoring Play
	-	-	-	TD	1Q/12:33	Dunlap 54-yd INT return
	7	64	2:52	TD	1Q/8:19	Shough 2-yd run
	7	68	1:59	TD	1Q/4:36	Tharp 28-yd catch
	13	58	6:05	FG	2Q/3:17	Garcia 28-yd FG
	4	2	1:39	FG	3Q/8:35	Garcia 43-yd FG
	4	47	1:05	TD	3Q/3:50	Price 15-yd catch
<i>most plays (t) →</i>	14	85	5:30	TD	4Q/10:23	Brown 5-yd catch
at West Virginia	Plays	Yards	Time	Score	QTR/Time	Scoring Play
	6	14	1:54	FG	1Q/8:40	Garcia 39-yd FG
	13	79	4:42	TD	4Q/11:54	Bradley 6-yd catch
<i>most plays (t) →</i>	14	59	2:40	FG	4Q/4:45	Garcia 34-yd FG
Houston	Plays	Yards	Time	Score	QTR/Time	Scoring Play
	-	-	-	TD	1Q/8:25	100-yd kickoff return
	12	74	4:50	TD	1Q/1:25	Brooks 7-yd run
	13	75	4:58	TD	2Q/8:47	Fouonji 25-yd catch
	-	-	-	TD	2Q/7:18	Fouonji 7-yd block punt return
	8	75	1:32	TD	2Q/0:44	Brooks 1-yd run
	3	80	0:48	TD	3Q/9:22	Price 11-yd catch
	5	55	3:07	TD	4Q/8:47	Valdez 41-yd run
at Baylor	Plays	Yards	Time	Score	QTR/Time	Scoring Play
	11	75	5:14	TD	1Q/9:46	Eakin 13-yd catch
	7	59	3:01	TD	2Q/13:06	Cupp 16-yd catch
	4	7	1:08	FG	2Q/0:09	Garcia 37-yd FG
	13	85	6:24	TD	3Q/0:38	Cupp 18-yd catch
	8	65	4:19	TD	4Q/9:15	Brooks 18-yd run
	3	14	0:23	TD	4Q/3:38	Morton 10-yd run
Kansas State	Plays	Yards	Time	Score	QTR/Time	Scoring Play
	14	75	6:01	TD	2Q/11:53	Morton 1-yd run
	7	89	0:54	TD	2Q/0:23	Brooks 2-yd run
<i>most yards →</i>	10	99	4:04	TD	3Q/7:31	Bradley 8-yd catch
at BYU	Plays	Yards	Time	Score	QTR/Time	Scoring Play
	4	66	1:13	TD	2Q/9:19	White 72-yd catch
	14	87	4:45	TD	4Q/8:41	Brooks 1-yd run
TCU	Plays	Yards	Time	Score	QTR/Time	Scoring Play
	14	81	5:43	TD	1Q/6:12	Morton 9-yd run
<i>most time →</i>	14	66	6:41	FG	2Q/12:32	Garcia 27-yd FG
	12	75	5:35	TD	2Q/3:46	Price 25-yd catch
	5	22	1:19	FG	2Q/0:53	Garcia 55-yd FG
	2	16	0:34	TD	3Q/0:06	Brooks 9-yd run
	3	92	1:13	TD	4Q/10:33	McCray 44-yd catch
at Kansas	Plays	Yards	Time	Score	QTR/Time	Scoring Play
	7	50	2:54	TD	1Q/10:18	Brooks 5-yd run
<i>most plays →</i>	15	42	5:22	FG	1Q/3:24	Garcia 32-yd FG
	8	22	3:42	FG	3Q/2:56	Garcia 31-yd FG
	4	63	0:26	FG	4Q/0:03	Garcia 30-yd FG
UCF	Plays	Yards	Time	Score	QTR/Time	Scoring Play
	6	46	2:01	TD	2Q/13:10	McCray 15-yd catch
	8	93	4:05	TD	2Q/3:13	Tharp 19-yd catch
	5	41	1:16	TD	3Q/0:11	Brooks 13-yd run
	9	42	4:08	FG	4Q/6:13	Garcia 51-yd FG
at Texas	Plays	Yards	Time	Score	QTR/Time	Scoring Play

OPPONENT SCORING DRIVES

at Wyoming <i>drive superlatives</i> →	No. of Plays	Total Yards	Drive Time	Type of Score	Score QTR/Time	Scoring Play
	9	37	4:07	FG	2Q/14:55	Hoyland 56-yd FG
	5	56	2:30	TD	2Q/11:20	Driskill 4-yd catch
<i>most time →</i>	13	76	7:31	TD	3Q/5:37	Scott 16-yd run
	14	65	6:14	FG	4Q/8:58	Hoyland 31-yd FG
	5	25	--	TD	OT-1	Peasley 5-yd run
	5	25	--	TD	OT-2	Gyllenborg 11-yd catch
Oregon	Plays	Yards	Time	Score	QTR/Time	Scoring Play
	2	75	0:39	TD	1Q/8:58	Franklin 72-yd catch
	7	60	3:56	TD	1Q/3:45	Johnson 13-yd catch
	11	56	3:05	FG	2Q/0:59	Lewis 28-yd FG
<i>most plays →</i>	17	75	6:29	TD	4Q/14:47	Irving 3-yd run
	6	28	2:32	FG	4Q/10:27	Lewis 34-yd FG
	10	64	4:03	FG	4Q/1:10	Lewis 34-yd FG
	-	-	-	TD	4Q/0:35	Bassa 45-yd INT return
Tarleton State	Plays	Yards	Time	Score	QTR/Time	Scoring Play
	13	71	5:19	FG	4Q/5:04	Guzman 21-yd FG
at West Virginia	Plays	Yards	Time	Score	QTR/Time	Scoring Play
	13	75	6:47	TD	1Q/1:53	Donaldson 2-yd run
	12	56	6:08	FG	2Q/6:34	Hayes 28-yd FG
	6	26	2:58	FG	2Q/0:25	Hayes 46-yd FG
	7	79	4:16	TD	4Q/7:33	Taylor 9-yd catch
Houston	Plays	Yards	Time	Score	QTR/Time	Scoring Play
	12	75	6:20	TD	1Q/8:40	Henry 6-yd catch
	12	74	2:10	TD	1Q/6:15	Brown 16-yd catch
	5	75	2:40	TD	2Q/13:45	Manjack 49-yd catch
	9	75	5:02	TD	2Q/2:16	Carnes 41-yd catch
at Baylor	Plays	Yards	Time	Score	QTR/Time	Scoring Play
	5	42	1:53	FG	2Q/9:32	Hankins 33-yd FG
	4	76	2:04	TD	4Q/13:34	Baldwin 71-yd catch
	6	59	2:40	FG	4Q/6:35	Hankins 33-yd FG
Kansas State	Plays	Yards	Time	Score	QTR/Time	Scoring Play
	8	50	3:32	FG	1Q/11:28	Tennant 47-yd FG
	5	59	2:15	TD	1Q/2:54	Johnson 2-yd run
	7	80	2:44	TD	2Q/1:20	Johnson 5-yd run
	9	75	7:07	TD	3Q/2:24	Johnson 30-yd run
	1	11	0:04	TD	3Q/2:06	Johnson 11-yd run
	10	80	5:59	TD	4Q/4:58	Johnson 3-yd run
at BYU	Plays	Yards	Time	Score	QTR/Time	Scoring Play
	7	75	3:26	TD	1Q/11:34	Roberts 3-yd catch
	-	-	-	TD	1Q/2:19	Heckard 0-yd fumble recovery
	7	81	3:03	TD	2Q/6:11	Lassiter 4-yd catch
	6	22	1:34	FG	2Q/0:59	Ferrin 35-yd FG
	6	20	2:50	FG	3Q/1:19	Ferrin 41-yd FG
TCU	Plays	Yards	Time	Score	QTR/Time	Scoring Play
	7	75	1:59	TD	1Q/4:13	Rogers 17-yd catch
<i>most yards →</i>	10	93	3:51	TD	3Q/8:08	Bailey 16-yd run
	5	34	1:50	TD	3Q/4:47	Bailey 2-yd run
	16	75	5:39	TD	4Q/4:54	Sanders 1-yd run
at Kansas	Plays	Yards	Time	Score	QTR/Time	Scoring Play
	4	70	1:42	TD	4Q/12:12	Neal 60-yd run
	11	71	4:57	FG	4Q/4:57	Keller 24-yd FG
	14	77	1:55	FG	4Q/0:25	Keller 22-yd FG
UCF	Plays	Yards	Time	Score	QTR/Time	Scoring Play
	8	75	3:11	TD	1Q/11:49	Harvey 4-yd run
	11	70	5:16	TD	1Q/0:11	Harvey 1-yd run
	11	68	4:50	FG	4Q/10:21	Boomer 24-yd FG
	2	75	0:43	TD	4Q/5:30	Baker 71-yd catch
at Texas	Plays	Yards	Time	Score	QTR/Time	Scoring Play
	-	-	-	-	-/-	--



TURNOVER CHART

Opponent	Forced by Texas Tech					Forced by Opponent				
	Fum	Int	Tot	Pts Off	Margin	Fum	Int	Tot	Pts Off	
at Wyoming	2	0	2	10	+1	0	1	1	7	
Oregon	0	0	0	0	-4	1	3	4	7	
Tarleton State	0	3	3	10	+2	0	1	1	0	
at West Virginia	0	2	2	3	+2	0	0	0	0	
Houston	0	0	0	0	=	0	0	0	0	
at Baylor	1	0	1	0	-1	1	1	2	3	
Kansas State	0	0	0	0	-3	0	3	3	14	
at BYU	0	0	0	0	-5	2	3	5	13	
TCU	0	2	2	8	+2	0	0	0	0	
at Kansas	0	1	1	3	=	0	1	1	0	
UCF	0	1	1	7	=	0	1	1	0	
at Texas	-	-	-	-	-	-	-	-	-	
Totals	3	9	12	41	-6	4	14	18	44	

REDZONE CHART

Opponent	Texas Tech			Opponents		
	Scores-Chances (%)	TD (R/P)	FG	Scores-Chances (%)	TD (R/P)	FG
at Wyoming	4-of-4 (100.0)	3 (1/2)	1	5-of-5 (100.0)	4 (2/2)	1
Oregon	4-of-5 (80.0)	3 (1/2)	1	5-of-6 (83.3)	2 (1/1)	3
Tarleton State	4-of-4 (100.0)	3 (1/2)	1	1-of-2 (50.0)	0 (0/0)	1
at West Virginia	2-of-3 (66.6)	1 (0/1)	1	3-of-3 (100.0)	2 (1/1)	1
Houston	3-of-3 (100.0)	3 (2/1)	0	2-of-2 (100.0)	2 (0/2)	0
at Baylor	6-of-8 (75.0)	5 (2/3)	1	2-of-3 (66.6)	0 (0/0)	2
Kansas State	3-of-4 (75.0)	3 (2/1)	0	4-of-4 (100.0)	4 (4/0)	0
at BYU	1-of-2 (50.0)	1 (1/0)	0	3-of-3 (100.0)	2 (0/2)	1
TCU	3-of-3 (100.0)	2 (2/0)	1	4-of-4 (100.0)	4 (3/1)	0
at Kansas	4-of-4 (100.0)	1 (1/0)	3	2-of-3 (66.6)	0 (0/0)	2
UCF	3-of-4 (75.0)	3 (1/2)	0	3-of-5 (60.0)	2 (2/0)	1
at Texas	--	--	--	--	--	--
Totals	37-of-44 (84.1)	28 (14/14)	9	34-of-40 (85.0)	22 (13/9)	12

GAME-BY-GAME SPECIALIST STATS

GINO GARCIA, K

SCORING	FG	PAT	Points						
#99 Garcia	14-19	35-35	77						
FIELD GOALS	FGM-FGA	Pct.	01-19	20-29	30-39	40-49	50-59	60+	Lg Blk
#99 Garcia	14-19	73.7	0-0	3-3	6-6	2-5	3-5	0-0	55 1

#99 Garcia	(Made), Missed, Blocked
at Wyoming	(54), 49, 40, 50, (27)
Oregon	56, (45)
Tarleton State	(28), (43)
at West Virginia	(39), (34)
Houston	no attempts
at Baylor	(37)
Kansas State	no attempts
at BYU	no attempts
TCU	(27), (55)
at Kansas	(32), (31), 48, (30)
UCF	(51)
at Texas	--

REESE BURKHARDT, K

KICKOFFS	No.	Yds	Avg.	TB	OB	RETN	NET	YD-LN
#38 Burkhardt	62	3,969	64.0	40	0	--	--	--
Totals	62	3,969	64.0	40	0	18	41.6	23

#38 Burkhardt	Touchbacks/Kickoffs
at Wyoming	5-for-5
Oregon	4-for-6
Tarleton State	5-for-8
at West Virginia	2-for-4
Houston	6-for-8
at Baylor	2-for-7
Kansas State	3-for-4
at BYU	2-for-3
TCU	5-for-7
at Kansas	4-for-5
UCF	2-for-5
at Texas	--

GAME-BY-GAME SPECIALIST STATS (CONT.)

AUSTIN MCNAMARA, P

PUNTING

#31 McNamara	Number-Avg./i20/50+
at Wyoming	4-49.8 / 2 / 3
Oregon	2-44.5 / 1 / 1
Tarleton State	4-48.8 / 2 / 1
at West Virginia	6-49.0 / 0 / 4
Houston	4-49.8 / 1 / 2
at Baylor	3-48.0 / 3 / 1
Kansas State	4-45.8 / 0 / 1
at BYU	4-48.0 / 3 / 2
TCU	4-43.8 / 3 / 1
at Kansas	5-46.4 / 2 / 2
UCF	2-47.0 / 2 / 1
at Texas	--
Totals	42-47.5 / 19 / 19

PUNTING

#31 McNamara	42 attempts
50+ yard punts	19 (45.2%)
Inside the 20-yard line	19 (45.2%)
Inside the 10-yard line	12 (28.5%)
Fair Caught	21 (50.0%)
Touchbacks	6 (14.3%)
Downed	7 (16.7%)
Not Returned	35 (83.3%)
Returned	7 (16.6%)
Total Return Yards	7 returns for 40 yards (5.7 per return)



SEMIFINALIST

# - opponent (Qtr.)	Down   Situation	Yards	Action (yds)	i20	i10	Note
1 - at Wyoming (1Q)	4-6   TTU33	51	FC	Yes	No	Fair catch at the WYO-16
2 - at Wyoming (2Q)	4-4   TTU46	54	TB	No	No	Touchback to the WYO-00
3 - at Wyoming (2Q)	4-9   TTU48	42	FC	Yes	No	Fair catch at the WYO-10
4 - at Wyoming (3Q)	4-8   TTU24	52	FC	No	No	Fair catch at the WYO-24
5 - Oregon (1Q)	4-12   TTU23	37	FC	No	No	Fair catch at the ORE-40
6 - Oregon (2Q)	4-9   TTU43	52	Downed	Yes	Yes	Downed by Jackson Knotts at the ORE-05
7 - Tarleton State (1Q)	4-11   TTU17	49	Downed	No	No	Downed by Wesley Smith at the TSU-34
8 - Tarleton State (2Q)	4-7   TTU47	53	TB	No	No	Touchback to the TSU-00
9 - Tarleton State (2Q)	4-10   TSU49	46	Downed	Yes	Yes	Downed by Cameron Watts at the TSU-03
10 - Tarleton State (3Q)	4-2   TTU48	47	Downed	Yes	Yes	Downed by Jackson Knotts at the TSU-05
11 - at West Virginia (1Q)	4-7   TTU14	52	FC	No	No	Fair catch at the WVU-34
12 - at West Virginia (1Q)	4-7   TTU42	52	Returned (18)	No	No	Returned 18 yards to the WVU-24 (TKL: Kana, Tilmon)
13 - at West Virginia (2Q)	4-12   TTU20	46	Downed	No	No	Downed by Myles Cole at the WVU-34
14 - at West Virginia (2Q)	4-6   TTU20	38	FC	No	No	Fair catch at the WVU-42
15 - at West Virginia (3Q)	4-25   TTU35	52	Returned (20)	No	No	Returned 20 yards to the WVU-33 (TKL: Tilmon, Watts)
16 - at West Virginia (3Q)	4-9   TTU33	54	Returned (7)	No	No	Returned 7 yards to the WVU-20 (TKL: Pierre)*penalty-block in back at WVU20; ball spotted at WVU10*
17 - Houston (3Q)	4-13   TTU22	53	FC	No	No	Fair catch at the HOU-25
18 - Houston (3Q)	4-12   TTU45	46	Returned (-1)	Yes	Yes	Returned -1 yards to the HOU-08 (TKL: Tilmon)
19 - Houston (4Q)	4-10   TTU41	59-long	TB	No	No	Touchback to the HOU-00
20 - Houston (4Q)	4-4   HOU41	41	TB	No	No	Touchback to the HOU-00
21 - at Baylor (1Q)	4-5   TTU46	48	FC	Yes	Yes	Fair catch at the BU-06
22 - at Baylor (2Q)	4-5   TTU46	43	FC	Yes	No	Fair catch at the BU-11
23 - at Baylor (4Q)	4-18   TTU40	53	FC	Yes	Yes	Fair catch at the BU-07
24 - Kansas State (1Q)	4-11   TTU35	42	Returned (-3)	No	No	Returned 12 yards (net return -3 yds) to the KSU35 (TKL: York) *penalty-holding at KSU20; ball spotted at KSU10*
25 - Kansas State (1Q)	4-5   TTU20	39	FC	No	No	Fair catch at the KSU-41
26 - Kansas State (2Q)	4-11   TTU30	45	Returned (2)	No	No	Returned 2 yards to the KSU-27 (TKL: Knotts)
27 - Kansas State (2Q)	4-6   TTU43	57	TB	No	No	Touchback to the KSU-00
28 - at BYU (2Q)	4-9   BYU45	36	Downed	Yes	Yes	Downed by Ben Roberts at the BYU-09
29 - at BYU (3Q)	4-7   TTU28	45	FC	No	No	Fair catch at the BYU-27
30 - at BYU (3Q)	4-9   TTU37	54	FC	Yes	Yes	Fair catch at the BYU-09
31 - at BYU (3Q)	4-22   TTU21	57	Returned (-3)	Yes	No	Returned for a loss of 3 yards to the BYU-19 (TKL: Owens)
32 - TCU (1Q)	4-9   TTU32	41	FC	No	No	Fair catch at the TCU-27
33 - TCU (3Q)	4-13   TTU42	51	FC	Yes	Yes	Fair catch at the TCU-07
34 - TCU (3Q)	4-16   TTU42	49	FC	Yes	Yes	Fair catch at the TCU-09
35 - TCU (4Q)	4-5   TTU46	34	FC	Yes	No	Fair catch at the TCU-12
36 - at Kansas (2Q)	4-1   TTU26	46	Downed	No	No	Downed by Ty Matthews at the KU-28
37 - at Kansas (3Q)	4-10   TTU36	54	FC	Yes	No	Fair catch at the KU-10
38 - at Kansas (3Q)	4-2   TTU50	42	FC	Yes	Yes	Fair catch at the KU-08
39 - at Kansas (4Q)	4-2   TTU43	34	FC	No	No	Fair catch at the KU-23
40 - at Kansas (4Q)	4-8   TTU44	56	TB	No	No	Touchback to the KU-00
41 - UCF (3Q)	4-5   TTU37	53	OB	Yes	Yes	Muffed at the UCF-10, out-of-bounds at the UCF-06
42 - UCF (3Q)	4-6   TTU40	41	FC	Yes	No	Fair catch at the UCF-19
TOTALS		19 (50+)		19 (i20)	12 (i10)	



## POSTGAME NOTES

GAME  
11

## TEXAS TECH RED RAIDERS

6-5, 5-3 Big 12

VS

## UCF KNIGHTS

5-6, 2-6 Big 12

23



Nov. 18, 2023 | 4:05 p.m. CT | Jones AT&amp;T Stadium | Lubbock, Texas | FS2

## TEXAS TECH

Record	6-5 Overall; 5-3 Big 12
Streak	W3
Head Coach	Joey McGuire
Career Record	14-10 (2nd Season)
Record vs. UCF	1-0
Today's attendance	53,851
Kickoff temperature	63 degrees
Length of Game	3:22

## TODAY'S STARTERS

**(Offense)** - (LT) Monroe Mills, (LG) Jacoby Jackson, (C) Dennis Wilburn, (RG) Rusty Staats, (RT) Caleb Rogers, (QB) Behren Morton, (RB) Tahj Brooks, (TE) Baylor Cupp, (TE) Mason Tharp, (WR) Coy Eakin, (WR) Jordan Brown

**(Defense)** - (NT) Jaylon Hutchings, (DT) Tony Bradford Jr., (EDGE) Myles Cole, (LB-WILL) Jacob Rodriguez, (LB-MIKE) Ben Roberts, (OLB) Joseph Adedire, (STAR) Brenden Jordan, (CB) Bralyn Lux, (S) Dadrion Taylor-Demerson, (S) C.J. Baskerville, (CB) Malik Dunlap

## NOTING THE RED RAIDERS

## OFFENSE

## QB, Behren Morton (So.)

- Improves to 5-0 in games he's started and finished this season. He's started six in 2023; exited K-State to injury.

## RB, Tahj Brooks (Sr.)

- Recorded a career-high 182 rushing yards on 24 attempts, including eight carries for 34 yards on Tech's final possession to secure the win as time expired.
- Recorded a 100-yard game for the eighth time in the last nine games. It's his 12th 100-yard game of his career.
- His 12th 100-yard game marks the fifth-most 100-yard games in a Texas Tech career behind Byron Hanspard (21), James Gray (18), Byron Morris (16) and James Hadnot (13).
- Finished with one rushing touchdown, extending his streak to seven-straight games with a rushing score. The last time a Texas Tech running back scored a rushing TD in seven-straight games was Eric Stephens between the last two games of the 2010 season and the first five of the 2011 season. The last time it was done in a single season was Taureon Henderson over the final seven games of the 2004 season.
- Entered all-time Top 10 for attempts in a career with his 24 carries, pushing his career total to 552. His total moves all the way to No. 7 all-time surpassing SaRoderick Thompson (540), Larry Issac (538), James Hadnot (532) and Donny Anderson (526), each in this game.
- Moves up to No. 7 all-time in career rushing yards now with 2,862 yards, surpassing James Hadnot (2,794).
- Moves up to No. 9 all-time in single season yardage with 1,348 yards, surpassing Byron Morris (1,279).
- Recorded third-longest rush from scrimmage of the season going for 46 yards on first-and-10 from the TTU18 in the first quarter. He owns 19 explosive rushes this season.

## TE, Mason Tharp (Jr.)

- Started after missing previous five games to injury.
- Caught his third TD pass this season; sixth of his career.

## WR, Drae McCray (Jr.)

- Caught his second touchdown pass this season as well as posting a season-high 55 receiving yards.
- Had one kick return for 54 yards; entered tonight's game ranked 10th in the FBS averaging 26.6 yards per return.

## WR, Xavier White (Sr.)

- Finished with 96 all-purpose yards, pushing him past 2,500 career all-purpose now with 2,582.

## DEFENSE

## LB, Jacob Rodriguez (Jr.)

- Recorded a career-high 12 tackles; doubling his previous career-high of six set versus TCU in Tech's last home game.

## DB, C.J. Baskerville (Jr.)

- Recorded his first interception as a Red Raider and first since while a member of San Diego State in the 2021 Frisco Bowl versus UTSA.
- Was second on the team in tackles with seven. In three games since moving to boundary safety, has recorded 27 tackles, one interception and one pass breakup.

## LB, Ben Roberts (RFr.)

- Finished with six tackles pushing his season total to 87. He not only leads the team in tackles in 2023, he owns the most tackles by a freshman since Dakota Allen's 87 stops in 2015.

## GETTING STARTED

- Today's weather at kickoff: 63 degrees, 12 mph winds from the south and mostly cloudy skies.
- Texas Tech won the coin toss and chose to defer to the second half. UCF started the first half with the ball.  
→ The Red Raiders won the toss for the fifth consecutive game
- Texas Tech wore black helmets with red jerseys and black pants against UCF.
- Today's game captains were Tony Bradford Jr., Jaylon Hutchings, Austin McNamara and Xavier White.

## TODAY'S WIN...

- Extends Texas Tech's winning streak to three games - it's longest of the season.  
→ The Red Raiders' streak began after their bye week starting with TCU and then at Kansas and UCF.
- Gives Texas Tech a 1-0 all-time record against UCF.  
→ Today's game marked the Red Raiders' second first-time opponent of the season joining Tarleton State.
- Gives Texas Tech a 5-3 record in Big 12 games in 2023.  
→ Texas Tech's 5-3 mark in Big 12 play is its best start through the first eight games of the conference schedule since 2009.  
→ The Big 12's current 9-game conference schedule started in 2011.
- Gives Joey McGuire a 6-1 career record in games played in November.
- Gives Joey McGuire an 11-5 career record versus opponents that are unranked.
- Gives Joey McGuire a 9-4 career record in games played at Jones AT&T Stadium.

## TEAM NOTES

- With Tech's sixth win today, it clinches a bowl appearance for the third-consecutive season and the 41st time in program history. The Red Raiders currently rank tied for 21st nationally and third in the Big 12 for all-time bowl appearances.
- Joey McGuire is now the second head coach in program history to lead the Red Raiders to bowl games in each of his first two seasons, joining the late Mike Leach, who pushed Texas Tech to a bowl game in each of his 10 seasons.
- Tech clinched a winning Big 12 record, marking the Red Raiders' first back-to-back seasons since the 2008-09 campaigns with a league record above .500.
- Joey McGuire is now the second head coach in program history to notch an above-.500 conference record in each of his first two seasons, joining Steve Sloan and the 1975-76 Red Raiders of the Southwest Conference era.
- Tech has now notched back-to-back double-digit Senior Day comeback victories. Tech trailed 14-0 and rallied to score 21 unanswered before securing a 24-23 win. The Red Raiders trailed 17-0 in its 2022 senior day game before defeating Oklahoma, 51-48, in overtime. Tech trailed by as much as 18 in the second quarter.  
→ Tonight's come-from-behind win marks the 26th double-digit deficit overcome since 2000.
- McGuire is now 12-2 in two seasons when either tied or leading at halftime.
- Texas Tech's 22-game streak of converting a fourth down under McGuire was snapped tonight going 0-for-2 in its only two fourth down attempts in the first quarter.  
→ With Tech going 0-for-2 on fourth downs tonight, it led to seven points for UCF. Tonight was Tech's first win under McGuire when trailing the plus/minus scale for fourth-down decisions as Texas Tech was previously 0-5 in his nearly two full seasons.
- Tech moves to 10-2 under McGuire all-time when the turnover battle is either won or tied. In Tech's current three-game win streak, the Red Raiders have either won or tied the turnover margin.
- E'Maurion Banks registered the Red Raiders' first blocked extra-point since a 2019 contest versus Kansas when Zech McPhearson blocked a kick. McPhearson, who played in last year's Super Bowl, was on the Texas Tech sideline tonight.
- UCF's nine points in the second half marked the fourth time this season in Big 12 play the Red Raiders have held an opponent to single-digit points or less over the final 30 minutes.
- Tech's one-point, 24-23 win, was its first one-point win since defeating Baylor, 24-23, on Nov. 14, 2020.

## MEDIA INFORMATION



**MATT DOWDY**  
Assistant A.D.  
806-928-5190  
matthew.dowdy@ttu.edu



**MATT BURKHOLDER**  
Director  
559-862-3771  
matt.burkholder@ttu.edu



**CHRIS DUARTE**  
Associate Director  
954-937-3254  
chris.duarte@ttu.edu

### TEXAS TECH ATHLETICS COMMUNICATIONS

East Stadium Building, Jones AT&T Stadium (Third Floor)  
Office: (806) 742-2770 • Fax: (806) 742-1970  
2508 6th Street • Lubbock, TX 79409  
www.TexasTech.com/Media



### CREDENTIAL REQUESTS

Please direct all credential requests to the online credential portal located at [www.sportssystem.com/TexasTech](http://www.sportssystem.com/TexasTech). Confirmation of your request will be made upon review by Matt Dowdy. Credentials are limited to members of the working media who are assigned to cover Texas Tech Football. Credentials must be requested online by 5 p.m. Tuesday each week. All requests will be held for pickup until 5 p.m. Friday at the Athletics Communications office (third floor of Whitacre Athletic Center, East Stadium Building). Credentials not picked up by 5 p.m. Friday will be available at Media Will Call located on the northwest side of Jones AT&T Stadium.

### WEEKLY MEDIA LUNCHEON

During the season, Texas Tech head coach Joey McGuire will host a weekly media luncheon inside the Football Training Facility, located next to Jones AT&T Stadium. The event will be held each Monday during the regular season, excluding the bye week. McGuire will be joined each week by defensive coordinator Tim DeRuyter and offensive coordinator Zach Kittley. Lunch will be served at 11:30 a.m. each Monday followed by a 12:30 p.m. press conference.

### WEEKLY AVAILABILITY SCHEDULE

In addition to the Monday press conference, select student-athletes will be available following practice each Tuesday inside the Sports Performance Center. Practice is expected to conclude around 10:30 a.m. each week with interviews to follow. All specific student-athlete requests should be submitted by 10 a.m. Monday each week during the season.

### INTERVIEW REQUESTS

Please direct all interview requests for head coach Joey McGuire to Matt Dowdy; members of the Texas Tech coaching staff and student-athletes to Matt Dowdy or Matt Burkholder. Contacting student-athletes or coaches directly through text message or social media is strictly prohibited and could result in loss of credentials.

### USE OF TEXAS TECH PHOTOGRAPHY

The use of Texas Tech photos is prohibited without prior approval from the athletics communications office. Texas Tech does not grant permission for use of its photos for social media content purposes. Texas Tech will provide courtesy headshots and action shots upon requests for editorial purposes.

### VIDEO HIGHLIGHTS/NEWS CONFERENCE

Video from news conferences and games will be available to the media via YouTube. Broadcast quality video footage (game highlights, post-practice interviews, post-game interviews, etc) are available by request through the athletics communications office.

### PHOTO REQUESTS

Please submit your requests to Chris Duarte.

### COLLEGE PRESS BOX.COM

Collegepressbox is the official media website for Division I football. Access and download game notes, quotes, statistics, media guides, headshots, logos and more for all FBS schools, conferences, postseason games, awards and the College Football Playoff. For access, please register for an account at [collegepressbox.com/register](http://collegepressbox.com/register).

### LIVE STREAMING

Live video streaming of any Texas Tech Athletics event, including news conferences, on ANY social media platform is strictly prohibited without prior approval from the athletics communications office.

### USE OF AUDIO/VIDEO

Any media entity collecting any sort of "video or audio materials" (film, traditional video or audio, digital video or audio, photos, etc.) from Texas Tech University Athletics game events or press conference/media events may use that material only for traditional television newscasts, web-based or print coverage, or other electronic transmission as approved by the University in writing, with a limitation of up to three (3) minutes in length from any single event. Such media entity may not offer any live video, audio or other coverage of the event without the advance, written permission of Texas Tech University Athletics. This policy includes all games, matches and events involving any of Texas Tech's athletic programs. It includes all media events -- press conferences, pre/post-practice interviews and pre/post-game interviews. An exception would be a one-on-one interview arranged through the Texas Tech Athletics Communications office with a Texas Tech, coach, athlete or administrator.

## TEXAS TECH SPORTS NETWORK

The Texas Tech Sports Network from Learfield Sports will carry all the exciting action of Red Raider Football beginning with the season opener with Wyoming and all the way through the bowl season. Brian Jensen (play-by-play) and John Harris (color analyst) return to the broadcast booth and will be joined on the sidelines by Chris Level (sidelines).

Fans outside the coverage area will once again be able to listen to Red Raider games live on the Internet through Texas-Tech+. By logging onto [www.TexasTech.com](http://www.TexasTech.com), live play-by-play of Texas Tech Football is just a click away. The games also are carried on Sirius/XM Satellite Radio (channel varies).

All games will also be available on the Varsity Network App, available for download in your iTunes or Android store.

### 2023 RED RAIDER FOOTBALL AFFILIATES

CITY	STATION	FREQUENCY
Abilene/Haskell	KVRP-FM	97.1
Amarillo	KPUR-FM	95.7
Amarillo	KPUR-AM	1440
Andrews	KACT-FM	105.5
Artesia, N.M.	KSVP-AM	990
Artesia, N.M.	KSVP-FM	93.7
Big Spring	KBST-FM	95.7
Big Spring	KBST-FM	103.9
Big Spring	KBST-AM	1490
Brownwood	KQBZ-FM	96.9
Dallas	KFXR-AM	1190
Dumas	KDDD-FM	95.3
Hereford	KPAN-FM	106.3
Hereford	KPAN-AM	860
Hobbs, N.M.	KEJL-AM	1110
Hobbs, N.M.	KEJL-FM	100.5
Lampasas	KCYL-AM	1450
Lubbock	KJTV-FM	100.7
Lubbock	KJTV-AM	950
Lubbock	KTTU-FM	97.3
Lubbock	KXTQ-FM	106.5
Odessa-Midland	KNFM-FM	92.3
San Angelo	KNRX-FM	96.5
San Antonio	KONO-AM	860
Seminole	KSEM-FM	106.3
Tyler	KTBB-FM	97.5
Waco	KWBT-HD2	94.5

### SATELLITE RADIO

Sirius XM Radio	Ch. 161 or 200
XM App	Ch. 954
Varsity App	Search "Texas Tech"

**collegepressbox**  
SINCE 2005 EVERYTHING BUT THE PREGAME MEAL

## COVERING THE RED RAIDERS

**20**

**MONDAY**

PRESS CONFERENCE (FTF)  
12 p.m.

PLAYER INTERVIEWS (SPC)  
approx. 5:40 p.m.

**21**

**TUESDAY**

NO AVAILABILITY

**22**

**WEDNESDAY**

NO AVAILABILITY

**23**

**THURSDAY**

NO AVAILABILITY

**24**

**FRIDAY**

TEXAS TECH AT TEXAS  
6:30 p.m. CT  
Austin, Texas

**25**

**SATURDAY**

NO AVAILABILITY

**26**

**SUNDAY**

NO AVAILABILITY