



Texas Tech RED RAIDER FOOTBALL

40 BOWL APPEARANCES // 11 CONFERENCE CHAMPIONSHIPS // 595 ALL-TIME VICTORIES

GAME

11



TEXAS TECH RED RAIDERS

5-5, 4-3 Big 12

Jones AT&T Stadium (56,200) | Lubbock, Texas | 4 p.m. CT | FS2 | Texas Tech Sports Network

VS

UCF KNIGHTS

5-5, 2-5 Big 12



2023 SCHEDULE/RESULTS

Overall: 5-5 | Big 12: 4-3 | H: 3-2 | A: 2-3 | N: 0-0

SEPTEMBER • (2-3)

2	at Wyoming	L, 33-35 (20T)	CBS
9	#13 OREGON	L, 30-38	FOX
16	TARLETON STATE	W, 41-3	Big 12 Now
23	at West Virginia*	L, 13-20	Big 12 Now
30	HOUSTON*	W, 49-28	FS2

OCTOBER • (1-2)

7	at Baylor*	W, 39-14	ESPN2
14	KANSAS STATE*	L, 21-38	FS1
21	at BYU*	L, 14-27	FS1

NOVEMBER • (2-0)

2	TCU*	W, 35-28	FS1
11	at #16 Kansas*	W, 16-13	FS1
18	UCF*	4 p.m.	FS2
24	at Texas*	6:30 p.m.	ABC

DECEMBER • (0-0)

2	Big 12 Championship	11 a.m.	ABC
---	---------------------	---------	-----

TV: FOX SPORTS 2

- Play-by-Play: Guy Haberman
- Analyst: Charles Arbuckle
- Producer: Adam Coppinger

FS2

RADIO: TEXAS TECH SPORTS NETWORK

- Play-by-Play: Brian Jensen
- Analyst: John Harris
- Sideline Reporter: Chris Level
- SiriusXM: Channel 108 or 205
- National Radio: None
- Mobile App: Varsity Network (Texas Tech)



SOCIAL MEDIA: #WreckEm

- Twitter: @TexasTechFB
- YouTube: TexasTechAthletics
- Instagram: @TexasTech_FB
- Facebook: TexasTechFootball

TEXAS TECH COACHING STAFF

SIDELINE

- **Joey McGuire**, Head Coach (Second Season)
- **Zach Kittley**, Offensive Coordinator/QBs (Second Season)
- **Kenny Perry**, Assoc. H.C./STs/RBs (Second Season)
- **C.J. Ah You**, Outside Linebackers (Second Season)
- **Josh Bookbinder**, Inside Linebackers (Second Season)
- **Zarnell Fitch**, Defensive Line (Second Season)
- **Stephen Hamby**, Offensive Line (Second Season)
- **Justin Johnson**, Passing Game Coord./WRs (First Season)
- **Marcel Yates**, Passing Game Coord./DBs (Second Season)

PRESSBOX

- **Tim DeRuyter**, Defensive Coordinator (Second Season)
- **Josh Cochran**, Tight Ends (Second Season)

TEXAS TECH RED RAIDERS

Rankings	AP: NR	Coaches: NR	CFP: NR
Last Game	Def. #16 Kansas, 16-13		
Streak	Won 2		
Head Coach	Joey McGuire		
Career Record	13-10 (2nd Season)		
Record at Texas Tech	Same		
Record vs. UCF	First Meeting		

UCF KNIGHTS

Rankings	AP: NR	Coaches: NR	CFP: NR
Last Game	Def. #15 Oklahoma State, 45-3		
Streak	Won 2		
Head Coach	Gus Malzahn		
Career Record	100-52 (12th Season)		
Record at UCF	23-14 (3rd Season)		
Record vs. Texas Tech	First Meeting		

SATURDAY STORYLINES



BOWL ELIGIBILITY AT STAKE VERSUS UCF

Texas Tech will look to secure bowl eligibility for a third-consecutive season and the 41st time in school history Saturday when the Red Raiders welcome UCF for Senior Day at Jones AT&T Stadium. Texas Tech is coming off a thrilling 16-13 victory at No. 16 Kansas this past weekend, its first over a ranked opponent on the road since 2018. This will be the first all-time meeting between the Red Raiders and Knights as UCF also enters with a similar 5-5 record after a ranked win of its own against No. 12 Oklahoma State this past weekend.



DEFENSE STEPS UP AGAIN AT KANSAS

When Joey McGuire accepted the position at Texas Tech, he stated "we're going to play defense in West Texas." The Red Raiders are proving that and more under McGuire and second-year defensive coordinator Tim DeRuyter as Texas Tech is allowing only 24.4 points per game, which is on pace to be the lowest single-season average since 2009. The Red Raiders are giving up only 24.0 points per game during Big 12 play, which ranks fourth in the conference entering this weekend against a UCF program allowing 33.1 points versus league foes.



BROOKS EASILY AMONG NATION'S TOP BACKS

Texas Tech has long been considered one of the nation's most-prolific offenses but is doing so a different way this season behind Tahj Brooks, who has rushed for at least 100 yards in seven of the past eight games. Brooks currently leads all power-five players with 72 missed tackles forced this season, according to *Pro Football Focus*, as he ranks fifth nationally in both total rushing yards (1,166) and rushing yards per game (116.6). His seven 100-yard outings this season are the most by a Red Raider in a season since Ricky Williams had seven as well in 1998.

RED RAIDERS BY THE NUMBERS

5

Texas Tech has now won five-consecutive games in the month of November dating back to the 2022 season. That is the longest streak for the Red Raiders since Tech won six in a row during the 1992-94 campaigns.


10

Dadrión Taylor-Demerson picked off his third pass in the last two games at Kansas and the 10th of his career, which moved him into the top 10 all-time at Texas Tech alongside Kevin Curtis.

80

Austin McNamara recorded the 80th punt of his career of at least 50 yards at Kansas as the Ray Guy semifinalist ranks second among active FBS punters with at least 150 attempts with a 46.1 career average.

SERIES HISTORY



UCF (0-0)

First Meeting

ON THIS DATE...



TEXAS TECH 45, SMU 14

Date: Nov. 18, 1995

Location: Dallas, Texas | Attendance: 11,738

Recap: Byron Hanspard had one of the best performance early in this career, matching the Texas Tech single-game record for total touchdowns (5) and touchdown receptions (3) to lead the Red Raiders to a dominating victory over SMU. The Red Raiders rushed for 378 yards as a team with 180 coming from Hanspard, who also totaled 80 yards through the air. Defensively, Zach Thomas picked off an early interception for a Red Raider defense that limited SMU to only 317 yards of total offense and forced three takeaways. The victory was the second in four-consecutive wins to close the 1995 season where the Red Raiders finished 9-3 overall following a win over Air Force in the Copper Bowl.

TEXAS TECH ALL-TIME ON NOV. 18

Year	Opponent	Result
2017	#12 TCU	L, 3-27
2006	Oklahoma State	W, 30-24
2000	at #1 Oklahoma	L, 13-28
1995	at SMU	W, 45-14
1989	at SMU	W, 48-24
1978	SMU	W, 19-16
1972	at Baylor	W, 13-7
1967	Baylor	W, 31-29
1950	at Arizona	W, 39-7
1944	New Mexico	W, 13-7
1939	Marquette	L, 19-22
1926	Howard Payne	W, 27-6
1925	at Howard Payne	L, 0-29

ALL-TIME RECORD ON NOV. 18

Overall:	9-4
at Home:	5-2
On the Road:	4-2
Natural Sites	None

TEAM NOTEBOOK

INSIDE THE UCF SERIES

- This will be the first-ever meeting between Texas Tech and UCF as the Knights become the second first-time opponent for the Red Raiders this season, joining Tarleton State.
- This will be the first time Texas Tech has ever faced a conference opponent for the first time in its history since the Red Raiders joined the Big 12 in 1996.
- The Red Raiders are 4-9 all-time against schools from the state of Florida as this will be the first matchup versus a school from the Sunshine State since Texas Tech downed Florida International, 54-21, in 2021.

TEXAS TECH-UCF CONNECTIONS

- UCF co-defensive coordinator and secondary coach **David Gibbs** was previously Texas Tech's defensive coordinator during the final four seasons of **Kliff Kingsbury's** tenure as head coach (2015-18). The Red Raiders were among the most-opportunistic defenses in the country under Gibbs, creating 85 takeaways during his tenure, including 29 during the 2017 season alone, which led the Big 12 and ranked sixth nationally. Gibbs brought stability to a Red Raider defense that had suffered significant turnover with six different defensive coordinators in as many years prior to his arrival. Gibbs was Texas Tech's longest-serving defensive coordinator since **John Goodner** led the defense through the final five years (1995-99) of **Spike Dykes'** tenure as head coach.
- Texas Tech offensive line coach **Stephen Hamby** and UCF defensive tackles coach **Kenny Martin** were previously on the same Western Kentucky staff together for two seasons (2019-20). Martin was in his final two seasons on the Western Kentucky staff as the defensive tackles coach, while Hamby was an offensive quality control coach with the offensive line. He was promoted to offensive line coach in 2021 following Martin's departure to UCF.
- Texas Tech boasts three Florida natives on its roster this season in long snapper **Jackson Knotts**, wide receiver **Drae McCray** and linebacker **Jesiah Pierre**. Knotts is a Plant City native (near Tampa), while Pierre grew up less than an hour from the UCF campus in Mount Dora. McCray, meanwhile, is from the Florida state capital of Tallahassee.

TWO HALL OF FAME HEAD COACHES

- This weekend's matchup will place two of the top high school coaches in their respective states' history against each other in **Joey McGuire** and UCF's **Gus Malzahn**. McGuire enjoyed a successful 14-year tenure leading Cedar Hill High School in

the Dallas-Fort Worth metroplex, leading the Longhorns to three state titles. Malzahn, meanwhile, also won three titles over 14 seasons in his home state of Arkansas, similarly.

- In fact, both head coaches are Hall of Famers in their respective states as McGuire has been inducted into the Texas High School Coaches Association (THSCA) Hall of Honor as well as the Texas High School Football Hall of Fame. Malzahn was enshrined into the Arkansas High School Sports Hall of Fame in 2013.

COMPARISON BETWEEN MCGUIRE, MALZAHN HS CAREERS

Name	Seasons	Record	State Titles
Joey McGuire	14	141-42 (.770)	3
Gus Malzahn	14	133-26 (.836)	3

WHAT A WIN SATURDAY WOULD MEAN...

- It would guarantee Texas Tech a bowl appearance for the third-consecutive season and the 41st time in program history. The Red Raiders currently rank tied for 21st nationally and third in the Big 12 for all-time bowl appearances. Once the conference moves to its 16-team format next season, a win would guarantee Texas Tech would be tied with West Virginia (already bowl eligible) for the most among Big 12 schools.
- **Joey McGuire** would become only the second head coach in program history to lead the Red Raiders to bowl games in each of his first two seasons, joining the late **Mike Leach**, who pushed Texas Tech to a bowl game in each of his 10 seasons.
- A victory would improve the Red Raiders to 5-3 in Big 12 play, marking the second-consecutive season Texas Tech has produced a winning conference record. The Red Raiders have not finished above .500 over consecutive seasons previously since the 2008-09 campaigns.
- Additionally, a win over UCF would make **Joey McGuire** only the second head coach in program history to notch an above-.500 conference record in each of his first two seasons. McGuire led the Red Raiders to a 5-4 mark in league play a year ago and would join **Steve Sloan** with a victory either over UCF or in the regular-season finale against Texas. Sloan pushed the Red Raiders to a 4-3 mark in the Southwest Conference in 1975 followed by a 7-1 record and conference title a year later.
- Texas Tech would finish its home slate with a 4-2 record inside Jones AT&T Stadium this season, improving the Red Raiders to 10-3 overall under **Joey McGuire**. The Red Raiders are 6-2 at home against Big 12 foes during McGuire's tenure.
- Texas Tech would have won eight of its last 11 conference games dating back to the end of the 2022 season when the Red Raiders closed the regular season with wins over Kansas, Iowa State and Oklahoma.

STATISTICAL MATCHUP: TEXAS TECH vs. UCF

CATEGORY	TECH	FBS	BIG 12	UCF	FBS	BIG 12
Scoring Offense	29.1	53rd	7th	33.8	25th	3rd
Total Offense	399.9	53rd	10th	494.5	8th	2nd
Rushing Offense	169.0	53rd	8th	233.7	3rd	1st
Passing Offense	230.9	59th	9th	260.8	41st	5th
Passing Efficiency	125.75	87th	11th	160.61	17th	2nd
Time of Possession	28:31	100th	10th	28:24	103rd	11th
Scoring Defense	24.4	53rd	5th	26.8	71st	9th
Total Defense	371.6	62nd	5th	400.7	96th	11th
Rushing Defense	147.2	60th	6th	195.8	124th	14th
Passing Defense	224.4	60th	4th	204.9	36th	2nd
Passing Efficiency Defense	122.95	35th	5th	117.29	19th	4th
QB Sacks Per Game	1.90	81st	9th	2.30	49th	3rd
Tackles for Loss	5.2	92nd	11th	5.6	67th	8th
Net Punting	43.55	8th	1st	35.28	119th	14th
Punt Returns	22.56	2nd	2nd	10.07	46th	6th
Kickoff Returns	26.00	9th	2nd	20.85	54th	6th
Turnover Margin	-0.60	110th	13th	-0.20	80th	11th



NEXT WEEKEND'S OPPONENT



Date/Time/TV	Nov. 24 / 6:30 p.m. / ABC
Location	Darrell K. Royal - Texas Memorial Stadium
Series Record	Texas leads 54-18
Series in Austin	Texas leads 32-7

SERIES VERSUS TEXAS DURING BIG 12 ERA

Date	Loc.	W/L	TTU	UT	Att.
*Nov. 9, 1996	H	L	32	38	50,607
*Nov. 8, 1997	A	W	24	10	76,110
*Nov. 14, 1998	H	W	42	35	50,647
*Nov. 13, 1999	A	L	7	58	83,882
*Nov. 4, 2000	H	L	17	29	53,027
*Sept. 29, 2001	A	L	7	42	83,081
*Nov. 16, 2002	H	W	42	38	42,047
*Nov. 15, 2003	A	L	40	43	83,596
*Oct. 23, 2004	H	L	21	51	55,413
*Oct. 22, 2005	A	L	17	52	83,919
*Oct. 28, 2006	H	L	31	35	56,158
*Nov. 10, 2007	A	L	43	59	86,401
*Nov. 1, 2008	H	W	39	33	56,333
*Sept. 19, 2009	A	L	24	34	101,297
*Sept. 28, 2010	H	L	14	24	60,454
*Nov. 5, 2011	A	L	20	52	100,506
*Nov. 3, 2012	H	L	22	31	60,879
*Nov. 28, 2013	A	L	16	41	100,668
*Nov. 1, 2014	H	L	13	34	60,961
*Nov. 26, 2015	A	W	48	45	94,299
*Nov. 5, 2016	H	L	37	45	60,083
*Nov. 24, 2017	A	W	27	23	100,629
*Nov. 10, 2018	H	L	34	41	60,454
*Nov. 29, 2019	A	L	24	49	93,747
*Sept. 26, 2020	H	L (OT)	56	63	16,615
*Sept. 25, 2021	A	L	35	70	98,349
*Sept. 24, 2022	H	W (OT)	37	34	60,975

SERIES NOTES

- Texas Tech and Texas will face each other one final time as Big 12 members as it'll be the 73rd all-time meeting between the two in-state rivals. The Red Raiders will be looking to hold onto the Chancellor's Spurs for the foreseeable future as Texas' departure to the Southeastern Conference will snap a streak of 64-consecutive seasons the Red Raiders have played their in-state rival.
- The Red Raiders have departed the state capital with a victory in two of their last four visits with wins in 2015 and 2017 behind memorable late-game heroics. In the 2015 wins, **Jakeem Grant** hid behind the offensive line before scampering 40 yards around the left side to the end zone to give Texas Tech a 48-38 lead with 2:41 remaining in the 2015 victory. **Justus Parker**, meanwhile, picked off a **Sam Ehlinger** pass with just over two minutes remaining in 2017, setting up a **Cameron Batson** touchdown from **Nic Shimonek** that was followed by a **Douglas Coleman III** interception to seal the victory.
- Texas has won by double digits in each of Texas Tech's last two visits to Austin. Outside of those two games, the other six games since 2015 have been determined by one possession or less with the Red Raiders winning three of those contests.

■ **Drae McCray** became the 39th Red Raider to start in a game this season when he was inserted into the lineup at Kansas. For comparison, Texas Tech was also among the nation's leaders with 42 different players in the starting lineup a year ago.

■ Texas Tech improved to 18-14 all-time in regular-season games played on a Thursday with its victory over TCU. That record includes a 3-0 mark now against the Horned Frogs as well as a 3-0 clip in Thursday night home games. It was the first Thursday night matchup for the Red Raiders since traveling to TCU in 2018 and the first at home since the Red Raiders routed Kansas in 2016.

■ The win over the Horned Frogs also improved the Red Raiders to 20-13 during the Big 12 era in the week following an open date. It marked the third-consecutive season Texas Tech has come away with a victory following an open date and the ninth time to do so in its last 12 contests dating back to the 2015 season.

■ Additionally, Texas Tech has now won nine-consecutive games following an open date versus unranked foes as the Red Raiders' last loss came in the 2013 regular-season finale at Texas. The Red Raiders are 17-6 over the course of their time in the Big 12 when coming off an open week against an unranked opponent.

■ The TCU game marked Texas Tech's seventh game that has started at 6 p.m. CT or later this season as the Red Raiders will play eight night contests this season. Texas Tech's regular-season finale at Texas is slated for a 6:30 p.m. CT kick in Austin. Dating back to the start of the 2000 campaign, Texas Tech has only played eight or more night games in a season three times previously with eight in both 2009 and 2013 and then nine night kicks in 2000.

■ Each of the Red Raiders' five wins this season have come with Texas Tech leading at the half. The Red Raiders are 11-2 under **Joey McGuire** when heading to the locker room with the lead at the half versus a 2-8 mark when trailing.

■ Texas Tech's first four victories this season came against schools in the state of Texas in Tarleton State, Houston, Baylor and TCU. The Red Raiders have one remaining game against an opponent from the Lone Star State in longtime rival Texas on Nov. 24.

■ The Red Raiders won the turnover margin against TCU for the first time since playing at West Virginia to open Big 12 play as Texas Tech did not give the ball away and created two takeaways via **Dadrion Taylor-Demerson** interceptions. It was the third time the Red Raiders had not turned the ball over this season offensively and the first time since defeating Houston on Sept. 30.

■ Turnovers had previously plagued the Red Raiders at times this season as opponents have scored 41 of 44 points off turnovers in Texas Tech's losses. Kansas State and BYU combined for 27 points following takeaways alone, while the 17 points were the result of touchdowns by Wyoming and Oregon and a field goal by Baylor.

■ Texas Tech committed only one penalty against Houston, matching the school record for only the sixth time in history and the first time since facing Kansas in 2021. The Red Raiders' five penalty yards also matched that school record that had been set four times previously, including most recently in that same Kansas victory. It was only the third time in the Big 12 era where Texas Tech had only one penalty and only five penalty yards with the others being in 2016 at TCU and 2021 at Kansas. The Red Raiders currently rank 68th in the FBS for fewest penalties per game (6.00) after being flagged 60 times this season.

THE INJURY BUG CATCHING UP WITH TECH

■ Texas Tech has had to overcome numerous injuries throughout its depth chart this season with notable preseason starters such as quarterback **Tyler Shough**, defensive back **C.J. Baskerville**, linebacker **Jacob Rodriguez** and offensive lineman **Cole Spencer**, among others, all missing multiple weeks of action. In the K-State game alone, Texas Tech had 11 players with at least one start in their career that did not play, which accounted for 251 games played in their respective careers and 137 starts. That number dropped to eight players with at least one career start who did not play at BYU, which, included Texas Tech's first and second-string quarterbacks while several key players were limited in their snaps counts in the contest.

TALENTED FRESHMAN CLASS SEEING TIME

■ Texas Tech came into this season knowing it had a veteran-laden team but one that would also utilize the fruit of its first two recruiting classes under **Joey McGuire**. Thus far, Texas Tech has utilized 18 redshirt or true freshmen through 10 games, including five who have made at least one start in linebacker **Miquel Dingle Jr.**, quarterback **Jake Strong**, wide receiver **Coy Eakin**, linebacker **Ben Roberts** and defensive back **Brenden Jordan**. Of that last group, Dingle, Jordan and Strong are all true freshmen.

■ Texas Tech has already removed possible redshirt seasons from Jordan and fellow true freshman defensive backs **Chapman Lewis** and **Jordan Sanford** as well as outside linebacker **Dylan Spencer**. Dingle, meanwhile, has played in four games and has the ability to redshirt still available.

STREAKS AND TRENDS ON THE SCHEDULE

■ Texas Tech has experienced several significant winning streaks snapped this season following its losses to Wyoming and Oregon to start the season. It marked the first time Texas Tech has dropped multiple non-conference games in a season since falling at No. 12 Ohio State and at home versus No. 16 N.C. State early in the 2002 campaign.

■ Texas Tech had previously won 34-consecutive regular season games at home or on the road against non-power-five opponents prior to falling at Wyoming to start the season. It marked the first time Texas Tech has dropped a non-conference game against a Group of Five foe since falling at No. 17 Houston, 29-28, early in the 2009 season. In addition, Texas Tech had not lost to an unranked, Group of Five opponent since New Mexico surprised the Red Raiders, 27-24, in 2004.

■ The Red Raiders had previously won each of their previous 23 home openers before falling at the hands of No. 13 Oregon. It marked the first loss in a home opener for Texas Tech since 1999 when North Texas shocked the Red Raiders, 23-14, in the third game of the season.

■ Even with the two losses, the Red Raiders have been dominant against non-conference foes over the past two decades, especially at home. Texas Tech has now won 42 of its last 44 non-conference games at home dating back to the 2002 season with its lone two losses during that span coming against Arkansas in 2014 and then Oregon this season. The Red Raiders are an impressive 49-3 overall in non-conference home games since moving to a spread offense in 2000.

■ Oregon represented the highest-ranked non-conference opponent to visit Jones AT&T Stadium in recent years as the Ducks entered the contest ranked 13th by both major polls. It marked the highest-ranked non-conference opponent for the Red Raiders at home since No. 1 Nebraska traveled to Lubbock early in the 1994 season. The Ducks were the first ranked opponent to serve as Texas Tech's home opener since No. 15 Oklahoma defeated the Red Raiders in 1992.

EXCITEMENT AT ALL-TIME LEVEL FOR 2023

- Tickets to see the Red Raiders inside Jones AT&T Stadium continue to sell at high numbers this season as Texas Tech has already boasted sellout crowds in three of their first four games this season. Prior to the Tarleton State game, Texas Tech had not previously boasted back-to-back sellout crowds since 2018 when the Red Raiders hosted Oklahoma (Nov. 3) and Texas (Nov. 10) in consecutive weeks.
- For months, **Joey McGuire** encouraged Red Raider fans to purchase their season tickets before it'd be too late. That time officially came in early August when Texas Tech announced it had officially sold out of season tickets for the 2023 campaign. In total, Texas Tech sold 31,649 season tickets for this season, which includes 6,511 new season tickets after an impressive debut for the Red Raiders under McGuire and his staff.
- Texas Tech's capacity has been set for 56,200 for the 2023 season due to the ongoing construction on the south end zone portion of Jones AT&T Stadium.
- Over his two seasons as head coach, Texas Tech has added more than 13,000 season tickets since McGuire's hiring in November 2021. Texas Tech previously sold 28,000 season tickets for McGuire's debut season in 2022, which, like this year's total, ranks among the top-10 highest season ticket counts in program history.

TEXAS TECH HOME TICKET STATUS FOR 2023

Date	Opponent	Ticket Status
Sept. 9	Oregon	Sold Out (56,200)
Sept. 16	Tarleton State	Sold Out (56,200)
Sept. 30	Houston	53,308*
Oct. 14	Kansas State	Sold Out (56,200)
Nov. 2	TCU	51,185
Nov. 18	UCF	Still Available

* indicates an advanced sellout

WHAT'S WITH THE SIDELINE TIRE?

- Many have noticed a sideline tire finding its way onto the Texas Tech sideline under **Joey McGuire** as a key sideline prop that signals to "stay in the fight." The analogy is a reference to a key training scene in Creed 2 where Michael B. Jordan's character Adonis Johnson is directed by Rocky Balboa, played by Sylvester Stallone, to put one foot inside a tire alongside his sparring partner. In the movie, Balboa places the tire in the middle of the ring and tells Johnson "That's what the fight is going to be - toe to toe. Get used to it." For the Red Raiders, it's a reference to that every week during the season is a fight and to "put your foot in and stay in" through the entire battle.

NEW FACE IN TOWN BRINGING THE 'JUICE'

- **Justin Johnson** is the lone new member of **Joey McGuire's** staff this season as he serves as assistant head coach, offensive passing game coordinator and wide receivers coach. Johnson, nicknamed "Coach Juice" throughout his career, arrived in Lubbock after a three-year stint at Baylor where he worked alongside McGuire during the 2020-21 seasons. Johnson has also worked at both Houston, his alma mater, and Kansas in full-time roles during his career.
- The addition of Johnson brings in another assistant coach who is more than familiar with McGuire as he joins linebackers coach **Josh Bookbinder** and tight ends coach **Josh Cochran** who crossed paths with McGuire at Baylor. Head strength and conditioning coach **Lance Barilow** was also on the Baylor staff prior to his arrival in Lubbock in 2022.

HOMETOWN PRIDE

- Texas Tech will continue to recognize the hometowns of every student-athlete on its roster this season with a special decal on the back of each gameday helmet. The decal will feature a throwback Masked Rider logo with the area code associated with each student-athlete's hometown as part of an initiative started in 2022 by head coach **Joey McGuire**.

THAT BOWL-WINNING FEELING

- Texas Tech is coming off consecutive seasons with a bowl victory for the first time since the 2012-13 campaigns when the Red Raiders claimed the Meineke Car Care trophy (2012) and then the Holiday Bowl crown (2013). The Red Raiders, who routed Mississippi State to end the 2021 season at the AutoZone Liberty Bowl and then Ole Miss in the TaxAct Texas Bowl this past December, will look to extend that streak this fall, which has not been done previously over a three-year stretch since the 2002-04 campaigns.
- Texas Tech, historically, is one of the most successful programs nationally with 40 all-time bowl appearances, which ranks in the top 25 of FBS history. A return to a bowl game in 2023 would mark Texas Tech's longest streak of consecutive postseason appearances since a school-record run of 11-straight years from 2000-10.
- **Joey McGuire** became the second head coach in program history to lead the Red Raiders to a bowl game in each of his first two seasons as head coach, which placed McGuire in the same category as **Mike Leach**, who remains the all-time winningest coach with an 84-43 record from 2000-09.

60TH ANNIVERSARY OF THE DOUBLE T

- This football season will mark the 60th anniversary of the iconic Double T appearing on the Texas Tech football helmet. The Double T, easily one of the most recognizable brands in all of college athletics, was first placed on a Red Raider football helmet in 1963 by then-head coach J.T. King. Prior to the 1963 season, the individual player number had traditionally been placed on each side of the helmet.

KINGSBURY, LEACH ENTER TECH HOF

- **Kliff Kingsbury** and **Mike Leach** headlined the latest list of inductees to the Texas Tech Hall of Fame and Hall of Honor that will be formally inducted the weekend of the Houston game. Kingsbury will join fellow Red Raider **Matt Wingo** as a football inductee into the Hall of Fame, which is reserved strictly for former athletes.
- The rise of Texas Tech's Air Raid offense began with Kingsbury, who arrived at Texas Tech under legendary head coach Spike Dykes and later developed into one of the top passers in college football history under Leach. Kingsbury went on to set 39 school records the next three seasons as well as 16 different Big 12 marks and 17 NCAA FBS records. He recorded more than 12,000 passing yards and total offense, including over 1,000 completions, making him only the third player in NCAA history to accomplish all three feats.
- Leach, meanwhile, was recognized posthumously in the Hall of Honor for his decade of success leading the Red Raider football program. Leach, the winningest coach in program history, led the Red Raiders to a bowl appearance in all 10 of his seasons, finishing with an 84-43 overall in one of the most-successful eras all-time at Texas Tech. The Hall of Honor is designated for non-athletes who have provided outstanding contributions to Texas Tech Athletics.

TEXAS TECH BOWL HISTORY

Texas Tech is looking to make its 40th postseason bowl appearance this season, which ranks among the top-25 programs all-time in bowl games played. The Red Raiders rank tied for third among current Big 12 Conference programs in bowl appearances.

SCHOOL	APPEARANCES
1. Alabama	70
2. Texas	58
Georgia	58
4. USC	56
Oklahoma	56
6. Tennessee	55
7. Nebraska	53
LSU	53
Ohio State	53
10. Penn State	52
11. Michigan	50
12. Florida	49
13. Florida State	47
13. Georgia Tech	46
Auburn	46
16. Arkansas	44
Clemson	44
18. Miami (Fla.)	43
Texas A&M	43
20. Washington	41
21. Texas Tech *	40
Mississippi	40
West Virginia *	40
BYU *	40
25. Notre Dame	39

* indicates teams with Big 12 membership beginning in 2024

MILESTONE VICTORIES

Texas Tech entered the 2023 season with 590 victories in its 98 complete seasons of football.

NO.	DATE	SCORE	OPPONENT	PLACE
1	Oct. 17, 1925	30-0	Montezuma	Lubbock
50	Sept. 29, 1934	24-7	McMurry	Lubbock
100	Oct. 3, 1941	16-6	Oklahoma A&M	Stillwater
150	Nov. 26, 1949	23-13	Hardin-Simmons	Lubbock
200	Sept. 17, 1960	38-14	West Texas State	Lubbock
250	Oct. 10, 1970	21-7	Texas A&M	College Station
300	Sept. 10, 1977	17-7	Baylor	Waco
350	Nov. 7, 1987	36-35	TCU	Lubbock
400	Dec. 27, 1995	55-41	Air Force	Tucson, Ariz.
450	Aug. 30, 2003	58-10	SMU	Lubbock
500	Nov. 1, 2008	39-33	No. 1 Texas	Lubbock
550	Nov. 14, 2015	59-44	Kansas State	Lubbock

THE BRAND ON TEXASTECH+

The Brand is more than just a saying. It's a lifestyle. See how it played out for Joey McGuire and his program throughout preseason camp through The Brand: Season Two, airing now on TexasTech+, the official digital platform of Texas Tech Athletics. The new platform is available on AppleTV, Roku and any Amazon platform and features behind-the-scenes content from the Red Raiders and every Texas Tech program.

TEXASTECH+

HEAD COACH JOEY MCGUIRE

JOEY MCGUIRE FILE

Hometown	Crowley, Texas
Education	Texas-Arlington '95 (Kinesiology)
Wife	Debbie
Children	Daughter: Raegan; Son: Garret

COACHING HISTORY

Year	Position
2022-present	Texas Tech Head Coach
2020-21	Baylor Assoc. Head Coach (Outside Linebackers)
2019	Baylor Associate Head Coach (Defensive Ends)
2017-18	Baylor Assistant Coach (Tight Ends)
2003-16	Cedar Hill High School Head Coach
1997-02	Cedar Hill High School Assistant Coach
1995-96	Crowley High School Assistant Coach

BOWL GAMES (4)

2022	TaxAct Texas Bowl
2021	Allstate Sugar Bowl*
2019	Allstate Sugar Bowl
2018	Academy Sports + Outdoors Texas Bowl

* bowl came after he already accepted the Texas Tech position.

RECORD AGAINST OPPONENTS

Opponent	Overall	Home	Away	Neutral
Baylor	1-1	0-1	1-0	0-0
BYU	0-1	0-0	0-1	0-0
Houston	2-0	2-0	0-0	0-0
Iowa State	1-0	0-0	1-0	0-0
Kansas	2-0	1-0	1-0	0-0
Kansas State	0-2	0-1	0-1	0-0
Murray State	1-0	1-0	0-0	0-0
N.C. State	0-1	0-0	0-1	0-0
Oklahoma	1-0	1-0	0-0	0-0
Oklahoma State	0-1	0-0	0-1	0-0
Ole Miss	1-0	0-0	0-0	1-0
Oregon	0-1	0-1	0-0	0-0
Tarleton State	1-0	1-0	0-0	0-0
TCU	1-1	1-0	0-1	0-0
Texas	1-0	1-0	0-0	0-0
UCF	0-0	0-0	0-0	0-0
West Virginia	1-1	1-0	0-1	0-0
Wyoming	0-1	0-0	0-1	0-0

RECORD VERSUS CONFERENCES

Conference	Overall	Home	Away	Neutral
American	1-0	1-0	0-0	0-0
ACC	0-1	0-0	0-1	0-0
Big Ten	0-0	0-0	0-0	0-0
Big 12	9-7	6-2	3-5	0-0
Conference USA	0-0	0-0	0-0	0-0
FBS Independents	0-0	0-0	0-0	0-0
Mid-American	0-0	0-0	0-0	0-0
Mountain West	0-1	0-0	0-1	0-0
Pac-12	0-1	0-1	0-0	0-0
SEC	1-0	0-0	0-0	1-0
Sun Belt	0-0	0-0	0-0	0-0
FCS Opponents	2-0	2-0	0-0	0-0



HEAD COACH JOEY MCGUIRE

THE HALL OF FAMER

■ There likely isn't a power-five football program in the state of Texas with better ties to its high school coaches than at Texas Tech as McGuire hired six members of his charter coaching staff that have ties to the Texas High School Coaches Association (THSCA). McGuire, himself, is already a legend at the prep level as a member of the THSCA Hall of Honor and the Texas High School Football Hall of Fame.

■ McGuire, owner of three state titles as head coach of Cedar Hill High School in the Dallas-Fort Worth metroplex, was inducted into the THSCA Hall of Honor (THSCA) in 2020 and then the Texas High School Football Hall of Fame in 2022 in the months after accepting the Texas Tech position. McGuire is still an avid speaker at the annual THSCA Convention and regularly hosts clinics for high school coaches each year.

NOT THE ONLY COACH IN THE FAMILY

■ Turn on a television any weekend this fall and you could possibly see another McGuire roaming the sidelines as Garret McGuire is entering his first season as the wide receivers coach at Nebraska. The younger McGuire previously played under his father at quarterback at Cedar Hill High School before enjoying four years as a backup quarterback at Baylor. He joined the coaching profession immediately after, serving as an offensive assistant under new Nebraska head coach Matt Rhule while with the NFL's Carolina Panthers.

■ Garret isn't the only McGuire building an impressive career, either, as Raegan McGuire is a fashion designer for AMUR in New York City. Her designs have been worn by several high-profile figures, including Natalie Biden, the granddaughter of President Joe Biden, as well as Taylor Swift during her spring 2023 Eras Tour.

JOEY MCGUIRE, THE OFFICIANT

■ Joey McGuire, known as a players' coach, has added another title in recent years: officiant. He presided over the second wedding of a former player this past summer in defensive quality control assistant James Lockhart, who previously played for McGuire at Baylor. McGuire previously performed the wedding for Sam Tecklenburg, another former Baylor player, and is scheduled to do his third ceremony next April for quarterback Tyler Shough and his fiancée.

AN NFL FRONT OFFICE

■ Under McGuire, Texas Tech's personnel department resembles an NFL front office, a unique approach in the world of college football. Texas Tech's personnel department is overseen by general manager James Blanchard, who was McGuire's first hire after accepting the Texas Tech position. Blanchard has the ability to offer any potential recruit he and his staff feel will fit at Texas Tech, allowing McGuire's coaching staff to prioritize player development. Blanchard has been named top rising personnel and recruiting staffers in the country by the On3.com website.

■ Texas Tech's 2023 class was ranked as high as No. 23 nationally by Rivals as McGuire and his staff inked 28 high school prospects, a key component to the Red Raiders' recruiting philosophy. It marked the highest-ranked Texas Tech recruiting class in more than a decade.

■ Texas Tech has reaped the benefits of McGuire's ties to the state of Texas in the year following his hire as the Red Raiders have signed two of their best classes now in history. The 2022 class, boosted by McGuire's hiring in November 2021, was ranked as high as 39th nationally by Rivals, a steady improvement from its spot in the 70s prior to his hire.



THE BRAND

The core tenant under McGuire revolves around The Brand, which stands for his desire that the Red Raiders be the "toughest, hardest-working, most-competitive team in the country." On his final interview for the Texas Tech position, McGuire described his vision for the Red Raider program using The Brand, which President Lawrence Schovanec said "describes West Texas."



60 MINUTES OF US

McGuire issued a new challenge to not only his team this summer but to all of Red Raider Nation: can opponents handle "60 Minutes of Us?" The "us" in that equation is not only the Red Raiders on the field but one of the top homefield advantages in college football. Since then, the phrase has become a rallying cry for McGuire and Texas Tech as a whole entering the 2023 season.



TAKE THREE UNIVERSITY

McGuire, a defensive coach at heart, heavily utilizes the phrase "Take Three" as a program. The phrase has transformed into a rallying cry from the defense with in-house video production signaling "one," "two" or "three" each time the Red Raiders create a takeaway. McGuire, prior to each game, regularly wears a t-shirt designed for the defense that says "Take Three University."



THE UNOFFICIAL HOME OF THE THSCA

Since his hire as Texas Tech's head coach, **Joey McGuire** has made it a point to brand the Red Raiders the "unofficial home of the Texas High School Coaches Association." Already a Hall of Famer, himself, McGuire has hired a charter staff filled with experience at both the collegiate and high school levels with four assistant coaches who have previous ties to the THSCA as well as a slew of support staff members.

TEXAS TECH FOOTBALL STAFF WITH THSCA TIES

Name	THSCA Position
Joey McGuire	Cedar Hill Head Coach (2003-16)
Kenny Perry	Arlington Bowie (2006-12)/Halton City (2004-05)/Sam Houston (2000-03)
Josh Cochran	Lindale H.S. Asst. Coach (2015)
Zarnell Fitch	Lincoln H.S. Head Coach (2013) / Asst. Coach (2011-12)
Jah'Shawn Johnson (Defensive GA)	Ennis H.S. Asst. Coach (2020-21)
Brian Nance (Dir. of Scouting)	Temple H.S. Asst. Coach (2018)
Dave Martin (Dir. of Player Development)	Cedar Hill H.S. Asst. Coach (1999-03)

Texas Tech also has three current student-athletes on its roster whose fathers are prominent high school coaches in the state in Allen's Lee Wiginton, the father of sophomore wide receiver **Haydon Wiginton**, Amarillo Tascosa's Ken Plunk, the father of junior defensive back **Joseph Plunk** and Eastland's James Morton, the father of sophomore quarterback **Behren Morton**. Lee Wiginton is the past president of the THSCA.



CEDAR HILL CONNECTIONS

- McGuire made his name in the coaching profession during his 14 seasons leading Cedar Hill High School in the Dallas-Fort Worth metroplex. McGuire has had five former Cedar Hill standouts on the Texas Tech roster already during his tenure, including three this season in sophomore outside linebacker **Charles Esters III**, redshirt freshman outside linebacker **Harvey Dyson III** and redshirt freshman defensive back **Jalon Peoples**. Peoples is the brother of **Dimitri Moore**, who played his final season of collegiate eligibility under McGuire a year ago.
- While he did not graduate from Cedar Hill, **Jordan Brown** attended the high school up until his senior year as he was a freshman when McGuire departed from Cedar Hill. His older brother, Laquionte Gonzalez, was on a Cedar Hill team under McGuire that played in the Class 6A state title game as a senior in 2012.

NEWS & NOTES ON MCGUIRE...

- Texas Tech's win over Tarleton State marked the 150th of McGuire's career as a head coach, combining both his success at Cedar Hill High School and at Texas Tech. McGuire was previously 141-42 over his 12 seasons leading Cedar Hill in the Dallas-Fort Worth metroplex from 2003-16 before moving to the college ranks as an assistant coach at Baylor from 2017 up until his hire at Texas Tech in November 2021.
- McGuire will look to become only the second head coach in program history to lead the Red Raiders to bowl games in each of his first two seasons, joining the late **Mike Leach**, who pushed Texas Tech to a bowl game in each of his 10 seasons. McGuire previously became the eighth head coach in program history to lead the Red Raiders to a bowl game in his debut season a year ago and the 12th head coach to lead Texas Tech to a winning record in his first year.
- Texas Tech has hit the 40-point mark seven times during McGuire's tenure as the Red Raiders are now a perfect 7-0 in those games following their win over Houston.
- Texas Tech rushed for at least 200 yards in a game for the fifth time under McGuire against Houston as the Red Raiders are now a perfect 5-0 in those games during his tenure.
- Texas Tech is 7-2 under McGuire when creating two or more takeaways in a game with the two losses coming at Wyoming and at West Virginia this season. The Red Raiders are also 9-4 when giving up one or fewer turnovers per game as well.
- The Wyoming game marked the first overtime loss for the Red Raiders under McGuire, who has labeled similar close

contests as "brand games" during his tenure. The Red Raiders were 3-0 in overtime games a year ago with wins over Houston, Texas and Oklahoma.

- McGuire 's eight-win debut finished one victory shy for the most by a first-year head coach in program history as **Dell Morgan** previously led the Red Raiders to a 9-2 record in 1941. In its now 99 seasons of football, Texas Tech has never had a head coach record at least eight wins in each of his first two seasons leading the Red Raiders.
- McGuire led the Red Raiders to a 5-4 record in Big 12 play a year ago, becoming the first head coach to notch a winning conference record (above .500) in his debut season since **David McWilliams** did so in 1986.
- The success the Red Raiders had in Big 12 play pushed Texas Tech to its most conference wins since 2009 and a fourth-place finish in the standings, its highest since the league went to a 10-team format in 2011. McGuire is the only head coach in program history to defeat both Texas and Oklahoma in the same season.
- Of the head coaches in Texas Tech's history, McGuire resembles **Spike Dykes** likely the best, not only for his charm and engaging personality but also his ties as a former high school head coach. Dykes spent a decade at the prep level with stops in head coaching roles at Coahoma, Belton, Big Spring, Alice and Midland Lee.

TEXAS TECH HEAD COACHES IN FIRST TWO SEASONS

Name	Years	Record	Perc.	Bowls
E.Y. Freeland	1925-26	12-2-5	.763	None
Grady Higgenbotham	1929	1-7-2	.200	None
Pete Cawthon	1930-31	9-9	.500	None
Dell Morgan	1941-42	13-7-1	.643	One
DeWitt Weaver	1951-52	10-11-1	.477	One
JT King	1961-62	5-15	.333	None
Jim Carlen	1970-71	12-11	.522	One
Steve Sloan	1975-76	16-7	.696	One
Rex Dockery	1978-79	10-10-2	.500	None
Jerry Moore	1981-82	5-16-1	.250	None
David McWilliams	1986	7-5	.583	One
Spike Dykes	1987-88	11-10-1	.523	None
Mike Leach	2000-01	14-11	.560	Two
Tommy Tuberville	2010-11	13-12	.520	One
Kliff Kingsbury	2013-14	12-13	.480	One
Matt Wells	2019-20	8-14	.364	None
Joey McGuire	2022-23	13-10	.565	One

RECORD BREAKDOWN

	2023	Big 12	McGuire
Overall	5-5	4-3	13-10
at Jones AT&T Stadium	3-2	2-1	9-3
in Away Games	2-3	2-2	3-7
in Neutral Site Games	0-0	0-0	1-0
Day Games	2-1	2-1	5-4
Night Games (6 p.m. start or later)	3-4	2-2	8-6
vs. Top 25 teams	1-1	1-0	3-5
vs. Top 10 teams	0-0	0-0	0-2
vs. Unranked Teams	4-4	3-3	10-5
Scoring first	4-3	3-1	10-4
Opponents score first	1-2	1-2	3-6
Leading at halftime	5-1	4-0	11-2
Trailing at halftime	0-4	0-3	2-8
Tied at halftime	0-0	0-0	0-0
Leading after third quarter	5-1	4-0	12-2
Trailing after third quarter	0-3	0-3	1-6
Tied after third quarter	0-1	0-0	0-2
Overtime games	0-1	0-0	3-1
Scoring less than 20 points	1-2	1-2	2-4
Scoring 20-29 points	0-1	0-1	0-3
Scoring 30-39 points	2-2	2-0	4-3
Scoring 40-49 points	2-0	1-0	5-0
Scoring 50+ points	0-0	0-0	2-0
Allowing less than 20 points	3-0	2-0	6-0
Allowing 20-29 points	2-2	2-2	4-3
Allowing 30-39 points	0-3	0-1	2-5
Allowing 40+ points	0-0	0-0	1-2
Rushing for less than 100 yards	0-1	0-0	0-2
Rushing for 100-199 yards	3-4	3-3	8-8
Rushing for 200+ yards	2-0	1-0	5-0
Passing for less than 300 yards	5-4	4-3	8-7
Passing for 300-399 yards	0-1	0-0	3-3
Passing for 400+ yards	0-0	0-0	2-0
Totaling less than 300 yards of total offense	0-0	0-0	1-0
Totaling 300-399 yards of total offense	2-2	2-2	2-5
Totaling 400-499 yards of total offense	3-3	2-1	6-4
Totaling 500-599 yards of total offense	0-0	0-0	3-1
Totaling 600+ yards total offense	0-0	0-0	1-0
Allowing less than 100 yards rushing	2-0	2-0	5-0
Allowing 100-199 yards rushing	2-4	1-2	5-6
Allowing 200+ yds rushing	1-1	1-1	3-4
Allowing less than 200 yards passing	2-4	1-3	2-7
Allowing 200-299 yards passing	0-0	0-0	6-2
Allowing 300-399 yards passing	3-1	3-0	4-1
Allowing 400+ yards passing	0-0	0-0	1-0
Allowing less than 300 yards total offense	0-2	0-2	2-3
Allowing 300-399 yards total offense	3-1	2-0	4-1
Allowing 400-499 yards of total offense	2-2	2-1	4-6
Allowing 500+ yards of total offense	0-0	0-0	3-0
Leading turnover margin	2-2	1-1	6-2
Trailing turnover margin	1-3	1-2	5-8
Tied in turnover margin	2-0	2-0	2-0
Having 0 takeaways	1-3	1-2	3-5
Having 1 takeaway	2-0	2-0	3-3
Having 2 takeaways	1-2	1-1	4-2
Having 3 or more takeaways	1-0	0-0	3-0
Having 0 turnovers	2-1	2-1	5-1
Having 1 turnover	2-1	1-0	4-3
Having 2 turnovers	1-0	1-0	2-0
Having 3 or more turnovers	0-3	0-2	2-6
Leading in time of possession	3-1	3-1	9-3
When trailing in time of possession	2-4	1-2	4-7

OFFENSIVE STAT NOTABLES

CAREER 100+ RUSHING YARD GAMES

Tahj Brooks (11)

Date	Rush Yards	Opponent
Oct. 7, 2023	170	Baylor
Sept. 16, 2023	158	Tarleton
Sept. 23, 2023	149	West Virginia
Nov. 2, 2023	146	TCU
Sept. 4, 2021	134	Houston
Nov. 11, 2023	133	Kansas
Dec. 28, 2021	107	Mississippi State
Oct. 22, 2022	107	West Virginia
Sept. 11, 2021	103	Stephen F. Austin
Oct. 21, 2023	101	BYU
Sept. 30, 2023	101	Houston

Cam'Ron Valdez (1)

Date	Rush Yards	Opponent
Sept. 30, 2023	111	Houston

Tyler Shough (2)

Date	Rush Yards	Opponent
Dec. 28, 2022	111	Ole Miss
Sept. 9, 2023	101	Oregon

Xavier White (2)

Date	Rush Yards	Opponent
Dec. 5, 2020	135	Kansas
Oct. 3, 2020	113	Kansas State

GAMES WITH A RUSHING TD

Player	'19	'20	'21	'22	'23	Career
Brooks, Tahj	--	3	5	4	7	19
Shough, Tyler	--	2*	2	4	2	10
White, Xavier	--	2	3	--	--	5
Price, Myles	--	1	1	--	--	2
Morton, Behren	--	--	--	2	3	5
Hutchings, Jaylon	--	--	--	1	--	1
Valdez, Cam'Ron	--	--	--	--	1	1

*Indicates games played prior to arrival at Texas Tech

GAMES WITH MULTIPLE RUSHING TDs

Player	'19	'20	'21	'22	'23	Career
Brooks, Tahj	--	1	2	2	1	6
Shough, Tyler	-	-	-	-	1	1

ACTIVE EXPLOSIVE YARDAGE LEADERS | RUSHING

Tahj Brooks (18)

Date	Yards	Opponent
Sept. 11, 2021	67	SFA
Nov. 13, 2021	51	Iowa St.
Sept. 4, 2021	44	Houston
Sept. 4, 2021	41	Houston
Sept. 16, 2023	38	Tarleton St.
Dec. 28, 2022	37	Ole Miss
Sept. 9, 2023	35	Oregon
Oct. 29, 2022	31	Baylor
Oct. 14, 2023	30	Kansas State
Dec. 5, 2020	28	Kansas
Sept. 23, 2023	27	West Virginia
Oct. 7, 2023	24	Baylor
Sept. 3, 2022	23	Murray State
Oct. 23, 2021	23	K-State
Sept. 16, 2023	22	Tarleton St.
Nov. 5, 2022	21	TCU
Oct. 22, 2022	20	West Virginia
Nov. 2, 2023	20	TCU

Cam'Ron Valdez (5)

Date	Yards	Opponent
Sept. 30, 2023	54	Houston
Sept. 30, 2023	41	Houston
Nov. 5, 2022	38	TCU
Nov. 5, 2022	30	TCU
Dec. 28, 2022	29	Ole Miss



RB TAHJ BROOKS

BROOKS TIME FOR ALL-AMERICA HONORS

- Tahj Brooks has entered the national picture as one of the nation's top running backs this season as he enters this week ranked fifth in the FBS with 1,166 rushing yards as well as rushing yards per game (116.6). Brooks has rushed for 100 yards in seven of the past eight games this season, including six times during Big 12 play, as he ranks third among power-five backs nationally in total rushing yards.
- Brooks is the first Red Raider to rush for 1,000 yards in a season since DeAndre Washington totaled 1,492 yards on the ground in 2015. Washington, who also hit the 1,000-yard mark in 2014 as well, is the only Red Raider to reach the century mark in a season since Texas Tech moved to a spread offense prior to the 2000 campaign. Brooks is one of eight Red Raiders in program history now to rush for 1,000 yards in a season.
- Brooks is averaging 128.3 rushing yards per game during Big 12 play as he ranks second nationally with 898 rushing yards against conference foes, which trails only Oklahoma State's Ollie Gordon II and his 1,141 rushing yards.
- Brooks has found the end zone on the ground in each of the past six games, marking the first time a Red Raider has done so since Taurean Henderson had a similar streak in 2004.

TEXAS TECH SINGLE-SEASON RUSHING LEADERS

Name (Year)	Yards
7. James Hadnot (1979)	1,371
8. James Hadnot (1978)	1,369
9. Byron Morris (1992)	1,279
10. Tahj Brooks (2023)	1,166

POWER-FIVE RUSHING YARDS LEADERS

Name (School)	YARDS
1. Ollie Gordon II (Oklahoma State)	1,250
2. Omarion Hampton (North Carolina)	1,236
3. Tahj Brooks (Texas Tech)	1,166
4. Jonathan Brooks (Texas)	1,139

THREE-TIME TEAM RUSHING LEADER

- Brooks is assured of becoming the first Red Raider since Baron Batch (2008-10) to lead Texas Tech in rushing over three-consecutive seasons. In the process, he would become the ninth Red Raider since 1950 to lead the team in rushing in three-consecutive seasons. That list includes the likes of Batch (2008-10), Taurean Henderson (2002-05), Byron Hanspard (1994-96); Byron "Bam" Morris (1991-93), James Gray (1986-89), Larry Isaac (1974-76), Donnie Anderson (1963-65) and Bobby Cavazos (1951-53). Ricky Williams (1997-98; 2000-01) also led the team in rushing four times over his career but not over three-consecutive seasons.

CLIMBING THE CAREER RECORD BOOK

- Brooks continues to climb the Texas Tech career record book as he now ranks eighth all-time in program history with 2,680 rushing yards. Brooks, who moved from 10th to eighth during the Kansas game alone, needs 114 rushing yards against UCF to push into a tie for seventh place alongside James Hadnot. He is one of 16 Red Raiders all-time to record 2,000 rushing yards in a career.
- Brooks' 11 career 100-yard games places him in a tie for fifth for the most in school history alongside Ricky Williams (11) as he trails the likes of Byron Hanspard (21), James Gray (18), Byron Morris (16) and James Hadnot (13).

TEXAS TECH CAREER RUSHING LEADERS

Name (Years)	Yards
5. DeAndre Washington (2011-15)	3,411
6. Taurean Henderson (2002-05)	3,241
7. James Hadnot (1976-79)	2,794
8. Tahj Brooks (2020-present)	2,680
9. SaRoderick Thompson Jr. (2018-22)	2,664

CARRYING A HEAVY LOAD

- Brooks enters this week as the power-five leader in rushing attempts as he has carried 225 times this season, which only trails Georgia State's Marcus Carroll nationally. North Carolina's Omarion Hampton is the only other power-five player with at least 200 attempts thus far this season.
- Brooks is the only FBS player in the country this season with three, yet alone four, games of at least 30 carries this season.
- Brooks needs only two more carries to break into the top 10 on the Texas Tech single-season chart as he trails Doug McCutchen (1970) by two attempts for 10th place. On his current pace of 22.5 carries per game, Brooks would close the regular season with 270 carries, which would rank fifth all-time and be the most since Ricky Williams in 1998.
- Brooks has received 30 or more carries in three-consecutive games and in four of the past five games overall. He is the first Red Raider to receive 30 or more carries at least four times in a season since Byron Hanspard did so six times as part of his Doak Walker Award season in 1996. Hanspard was also the last Red Raider to have 30 or more carries in three-consecutive games during that 1996 campaign. The Red Raiders are 3-1 in games where he rushes 30 or more times.
- Brooks snapped his career high with 33 attempts in the win at Kansas, which matched the single-game high in the Big 12 this season. It was the most carries by a Red Raider since Sammy Morris also rushed 33 times for 170 yards and a touchdown in a memorable 1999 win over Texas A&M.





MORTON ACCURATE IN LAST TWO WINS

Behren Morton is 4-0 in games he's started and finished this season since taking over for an injured **Tyler Shough** early in Texas Tech's road trip to West Virginia. Morton completed 72.3 percent of his passes in those four wins to help the Red Raiders down Houston, Baylor, TCU and Kansas. Morton has completed 77.0 percent of his passes the past two weeks alone as he threw for 282 yards and two touchdowns versus TCU before leading the Red Raiders on a game-winning drive with only 26 seconds remaining at Kansas.

INSIDE MORTON'S FIVE STARTS THIS SEASON

Opponent	Comp	Att.	TD	INT	Yds.	LG	Run	Yds.	TD
Houston	14	22	2	0	161	34	4	10	0
Baylor	19	26	3	1	180	24	2	-1	1
Kansas State	14	21	0	0	125	31	6	8	1
TCU	28	36	2	0	282	44	5	-4	1
Kansas	19	25	0	1	176	33	7	-11	0
Career Starts	163	269	11	6	1,859	55	61	76	5
All Career Games	212	352	17	9	2,271	55	79	95	5

OFFENSIVE NOTEBOOK

THE INJURY BUG STRIKES AGAIN

■ The injury bug has returned to the Texas Tech quarterback room as **Tyler Shough**, the starter to start the season, has missed significant time due to a leg injury, while **Behren Morton** sat out the BYU game due to injury. Morton, who returned to the lineup against TCU, was replaced by true freshman **Jake Strong** at BYU, making Texas Tech one of nine FBS schools to start at least three different quarterbacks this season, joining Arizona State, Arkansas State, Ball State, Cal, Duke, Louisiana-Monroe, Navy and UCLA.

■ This is the seventh-consecutive season Texas Tech has utilized multiple starting quarterbacks and the 11th time in the past 15 years. With Strong's start at BYU, Texas Tech has had three different starters under center in five of the past six seasons with the lone exception being the COVID-shortened 2020 campaign. **Patrick Mahomes II** (2015-16) and **Seth Doege** (2011-12) are the only two quarterbacks during that stretch to not miss a start in a season since 2009.

TEXAS HIGH SCHOOL FOOTBALL ROYALTY

■ The son of a Texas high school coach, **Behren Morton** was the highest-rated quarterback (in the online rankings era) to ever sign with Texas Tech as he was a consensus four-star prospect as part of the 2021 class, ranking sixth nationally among pro-style quarterbacks. Morton grew up in Lubbock for part of his youth as his father, James Morton, was the head football coach at Monterey High School in Lubbock for 11 years. Morton later played for his father at Eastland High School where he totaled more than 8,800 passing yards over three varsity seasons to go along with 84 passing touchdowns to only 15 interceptions. He also rushed for more than 1,200 yards on the ground and found the end zone 24 times via his legs over his prep career.

GRADING MORTON'S PERFORMANCES

■ **Behren Morton** completed 77.8 percent of his passes against TCU, finishing 28-of-36 overall for 282 yards and a pair of touchdowns. It marked the highest completion percentage of Morton's still young career as he has completed at least 63.0 percent of his passes in all five starts this season.

■ Since the start of the 2010 season, Morton's performance ranked as the most-accurate outing for a Red Raider quarterback with at least 35 attempts against a Big 12 opponent since **Jett Duffey** completed 37-of-47 passes (78.7 percent) against Texas late in the 2018 season. It ranked as the fourth-highest completion by a quarterback with 35 passing attempts in Big 12 play since 2010 as well.

■ Morton followed by completing 19-of-25 passes for 176 yards in the win at Kansas, marking the first time a Red Raider has had at least 25 attempts and a 70 percent completion percentage in consecutive games since Duffey did so against Baylor and Iowa State early in the 2019 season. Texas Tech has not had a quarterback do so over three-consecutive games since **Alan Bowman's** first three starts of his career in 2018.

■ Morton is averaging 206.5 passing yards per game over the first nine starts of his career. That number increases to 236.4 passing yards per game for the seven contests Morton has started and not had to depart due to injury. He left both the TCU game in 2022 and the loss earlier this season on Oct. 14 to Kansas State due to injury.

■ Morton became the eighth Texas Tech freshman (true or redshirt) at the time to make his first career start at quarterback during the Big 12 era a year ago at Oklahoma State. Among that group, Morton was the sixth quarterback to make his first career start against a Big 12 foe. Texas Tech has now had nine freshmen make their first career start during that span after **Jake Strong** earned the nod at BYU.

■ During the Big 12 era (1996-present), Morton's 379 passing yards against Oklahoma State a year ago were the third-highest total for a Red Raider making his starting debut against a conference opponent. He trailed only the 490 passing yards **Steven Sheffield** compiled versus Kansas State in 2009 and the 415 yards **Davis Webb** totaled against Iowa State in 2013. Webb's outing is the only freshman performance that has topped Morton's numbers from the Oklahoma State game.

BIG GUYS UP FRONT SHOWING IMPROVEMENT

■ Texas Tech ranks among the best offensive units in the country in not allowing tackles for loss this season as the Red Raiders enter this week ranked tied for 19th in the FBS and tied for ninth among power-five teams after giving up only 4.20 stops behind the line of scrimmage thus far this season. Tech leads the Big 12 overall in the category.

■ The Red Raiders have greatly improved in protecting the quarterback throughout the season as, despite 21 sacks allowed overall, only 11.0 have come during Big 12 play. That total ranks fifth in the league behind only Oklahoma State (3.0), West Virginia (3.0), Iowa State (8.0) and Kansas (9.0).

BIG 12 LEADERS IN TACKLES FOR LOSS ALLOWED

School	TFLs/Game
1. Texas Tech	4.20
2. TCU	4.30
Kansas	4.30
4. Oklahoma State	4.40

OFFENSIVE STAT NOTABLES

CAREER 300+ YARD PASSING GAMES

Tyler Shough (5)

Date	Pass Yards	Opponent
Nov. 26, 2022	436	Oklahoma
Sept. 18, 2021	399	FIU
Sept. 2, 2023	338	at Wyoming
Nov. 21, 2020	334*	UCLA
Nov. 14, 2020	312*	at Washington State

*Indicates games played prior to arrival at Texas Tech

Behren Morton (2)

Date	Pass Yards	Opponent
Oct. 8, 2022	379	at Oklahoma State
Oct. 22, 2022	325	vs West Virginia

CAREER 100+ RECEIVING YARD GAMES

Jerard Bradley (3)

Date	Rec. Yards	Opponent
Nov. 26, 2022	173	Oklahoma
Oct. 8, 2022	119	Oklahoma State
Sept. 3, 2022	108	Murray State

Xavier White (3)

Date	Rec. Yards	Opponent
Oct. 22, 2022	139	West Virginia
Oct. 1, 2022	120	K-State
Aug. 31, 2018	107	Montana State

Loic Fouonji (2)

Date	Rec. Yards	Opponent
Sept. 3, 2022	110	Murray State
Dec. 28, 2022	100	Ole Miss

Myles Price (1)

Date	Rec. Yards	Opponent
Nov. 13, 2021	175	Iowa State

Coy Eakin (1)

Date	Rec. Yards	Opponent
Oct. 14, 2023	102	Kansas State

CAREER GAMES WITH A RECEIVING TD

Player	'19	'20	'21	'22	'23	Career
Price, Myles	--	1	2	2	5	10
Bradley, Jerard	--	--	--	5	4	9
White, Xavier	1	--	1	3	1	6
Fouonji, Loic	--	1	1	3	1	6
Tharp, Mason	--	--	--	2	2	4
Sparkman, J.J.	--	--	2	1	--	3
Martinez, Nehemiah	--	--	--	2	--	2
Cupp, Baylor	--	--	--	2	1	3
Brooks, Tahj	--	--	--	1	--	1
Boyd, Brady	--	--	--	1	--	1
Teeter, Henry	--	--	--	1	--	1
York, Jaden	--	--	--	--	1	1
Brown, Jordan	--	--	--	--	1	1
McCray, Drae	--	--	8*	9*	1	1

* indicates seasons at Austin Peay

CAREER GAMES WITH MULTIPLE RECEIVING TDs

Player	'19	'20	'21	'22	'23	Career
Bradley, Jerard	--	--	--	1	--	1
Fouonji, Loic	--	--	--	1	--	1
Cupp, Baylor	--	--	--	--	1	1

GAME-BY-GAME OFFENSE

FIRST DOWNS

Opponent	10	20	30	40	OT	Total
at Wyoming	5	6	4	7	2-2	26
Oregon	6	8	6	7	-	27
Tarleton State	8	6	5	7	-	26
at West Virginia	1	1	5	11	-	18
Houston	5	8	4	4	-	21
at Baylor	4	5	5	5	-	19
Kansas State	4	7	7	6	-	24
at BYU	5	7	2	5	-	19
TCU	8	7	4	3	-	22
at Kansas	8	4	4	5	-	21
UCF	-	-	-	-	-	-
at Texas	-	-	-	-	-	-

PLAYS/YARDAGE GAINED BY QTR

Opponent	10	20	30	40	OT
at Wyoming	14/102	18/102	16/60	22/117	10/50
Oregon	17/109	23/95	9/143	21/109	-
Tarleton State	21/153	22/118	14/68	15/77	-
at West Virginia	11/20	12/36	21/81	37/184	-
Houston	12/79	21/150	10/82	16/89	-
Baylor	16/86	21/128	14/85	17/67	-
Kansas State	16/60	22/132	24/168	17/120	-
at BYU	19/88	25/145	18/52	18/104	-
TCU	25/121	22/115	20/74	11/118	-
at Kansas	21/91	13/56	20/83	15/82	-
UCF	-	-	-	-	-
at Texas	-	-	-	-	-

PLAYS/CUMULATIVE YARDAGE GAINED BY QTR

Opponent	10	20	30	40	OT
at Wyoming	14/102	32/204	48/264	70/381	80/431
Oregon	17/109	40/204	49/347	70/456	-
Tarleton State	21/153	43/271	57/339	72/416	-
at West Virginia	11/20	23/56	44/137	81/321	-
Houston	12/79	33/229	43/311	59/400	-
Baylor	16/86	37/214	51/299	68/366	-
Kansas State	16/60	38/192	62/360	79/480	-
at BYU	19/88	44/233	62/285	80/389	-
TCU	25/121	47/236	67/310	78/428	-
at Kansas	21/91	34/147	54/230	69/312	-
UCF	-	-	-	-	-
at Texas	-	-	-	-	-

OPP. GAME-BY-GAME OFFENSE

FIRST DOWNS

Opponent	10	20	30	40	OT	Total
at Wyoming	3	7	5	5	2-2	24
Oregon	5	3	7	6	-	21
Tarleton State	3	5	4	7	-	19
at West Virginia	6	4	1	5	-	16
Houston	10	8	6	2	-	26
at Baylor	4	4	5	4	-	17
Kansas State	8	5	4	7	-	24
at BYU	3	5	2	2	-	12
TCU	6	3	7	10	-	26
at Kansas	3	6	0	9	-	18
UCF	-	-	-	-	-	-
at Texas	-	-	-	-	-	-

PLAYS/YARDAGE GAINED BY QTR

Opponent	10	20	30	40	OT
at Wyoming	20/55	16/77	14/79	17/59	11/50
Oregon	17/174	16/79	26/130	16/89	-
Tarleton State	18/58	18/89	22/78	22/117	-
at West Virginia	21/98	21/73	11/30	11/55	-
Houston	21/167	21/198	21/90	13/34	-
Baylor	13/42	22/78	18/109	15/112	-
Kansas State	17/133	16/94	13/90	19/118	-
at BYU	12/88	15/111	15/51	15/27	-
TCU	14/73	14/69	17/149	33/149	-
at Kansas	13/49	22/83	7/8	28/204	-
UCF	-	-	-	-	-
at Texas	-	-	-	-	-

PLAYS/CUMULATIVE YARDAGE GAINED BY QTR

Opponent	10	20	30	40	OT
at Wyoming	20/55	36/132	50/211	67/270	78/320
Oregon	17/174	33/253	59/383	75/472	-
Tarleton State	18/58	36/147	58/225	80/342	-
at West Virginia	21/98	42/171	53/201	64/256	-
Houston	21/167	42/365	63/455	76/489	-
Baylor	13/42	35/120	53/229	68/341	-
Kansas State	17/133	33/227	46/317	65/435	-
at BYU	12/88	27/199	42/250	57/277	-
TCU	14/73	28/142	45/291	78/440	-
at Kansas	13/49	35/132	42/140	70/334	-
UCF	-	-	-	-	-
at Texas	-	-	-	-	-

NO ONE IS MORE AGGRESSIVE

■ Much has been said about **Joey McGuire's** aggressive approach to fourth downs in his nearly two seasons as Texas Tech leads the FBS with 55 total conversions on 82 fourth-down attempts (67.1 percent). Texas Tech is currently 22-of-32 on fourth downs this season after going 33-of-52 during McGuire's debut season in 2022. Baylor is the only other FBS school to have more fourth-down attempts as the Red Raiders as the Bears are 48-of-87 since the start of the 2022 season.

■ The Red Raiders currently only trail Boston College (25) for total conversions this season as Texas Tech is second nationally after moving the sticks 22 times on fourth down. Baylor leads the nation with 40 total fourth-down attempts this season followed by USF (39), Western Michigan (34), Temple (34), Buffalo (33), Boston College (33) and the Red Raiders (32).

■ Texas Tech currently ranks tied for 17th in the FBS and second in the Big 12 with a .688 conversion percentage. The Red Raiders were third in the Big 12 and 16th nationally with a .635 conversion percentage a year ago.

■ Texas Tech has turned fourth down conversions into points in all but two games this season as the Red Raiders are currently plus-48 in the plus/minus scale. The Red Raiders were plus-45 on that scale through 10 games a year ago and plus-52 through 11 games en route to ultimately finishing plus-78 on its fourth-down decisions.

■ Texas Tech was 5-for-8 on fourth down attempts at West Virginia, which is tied for the third-most conversions in a FBS game this season and is tied for the most attempts nationally. The Red Raiders' eight attempts versus the Mountaineers matched their most from a year ago as Texas Tech was 6-for-8 on fourth downs in its win over Texas.

■ In total, the Red Raiders have gone for it on fourth down at least five times in three different games this season and eight times under McGuire. Texas Tech has converted at least one fourth down in 22 of 23 games under McGuire with the lone exception being his debut game versus Murray State in 2022.

■ Texas Tech is 12-6 under McGuire when it was tied or leading the plus/minus scale on its fourth-down decisions with five of those losses coming this season. The only loss from the 2022 season came at Oklahoma State.

RED RAIDERS ON FOURTH DOWN ATTEMPTS IN 2023

Game	4th Downs	Pts. Gained	Pts. Lost	+/-
Wyoming	2-2	0	0	0
Oregon	1-2	0	3	-3
Tarleton St.	2-2	10	0	+10
West Virginia	5-8	10	3	+7
Houston	1-1	7	0	+7
Baylor	1-2	7	0	+7
Kansas State	3-5	7	0	+7
BYU	3-5	7	0	+7
TCU	2-3	10	7	+3
Kansas	2-2	3	0	+3
UCF	--	--	--	--
Texas	--	--	--	--
2023 Totals	22-32	61	13	+48
2022 Totals	33-52	129	51	+78
2022 thru 10 Games	26-44	96	51	+45
2022 thru 11 Games	27-45	103	51	+52

NEWS AND NOTES ON THE OFFENSE

■ Texas Tech had scored first in seven of 10 games this season and 14 of 23 games under **Joey McGuire** after finding the end zone via a **Tahj Brooks** five-yard run on its opening drive at Kansas. The Red Raiders are 10-4 overall when scoring first under McGuire.

■ Texas Tech has led in time of possession four times this

season, all in the last five games at Baylor, BYU and Kansas and against TCU. The Red Raiders are now 9-3 under **Joey McGuire** in those games.

■ The Red Raiders led the FBS with 1,155 total plays a year ago after averaging 81.7 offensive plays per game. Texas Tech currently ranks tied for 11th nationally this season and fourth in the Big 12 with 736 offensive plays this season at a rate of 73.6 plays per game.

■ Texas Tech is a perfect 7-for-7 on red zone scoring opportunities the past two weeks with four of those being the result of Gino Garcia field goals. The Red Raiders had failed to score four times over the previous three games combined over 14 trips inside the 20.

■ While the Red Raiders managed another 100-yard game from **Tahj Brooks**, Texas Tech snapped an eight-game streak with at least one explosive running play of at least 20 yards in the win over Kansas.

■ Texas Tech's 141 career starts among its offensive line entering the 2023 season ranked sixth in the FBS and second in the Big 12, only behind Houston. The Red Raiders also boasted 209 games played among its offensive linemen, a figure that led the Big 12 and ranked 10th in the FBS.

■ **Jake Strong** became the seventh true freshman in school history to start a game at quarterback against BYU, joining an extensive list that features **Ron Reeves** (1978), **Aaron Keese** (1984), **Baker Mayfield** (2013), **Davis Webb** (2013), **Patrick Mahomes II** (2014) and **Alan Bowman** (2018). Of that group, Strong was the fifth true freshman to make his first career start against a conference opponent as the Red Raiders are now 4-3 all-time in those games.

■ **Jerand Bradley**, a preseason All-Big 12 pick, is back as the team leader in receiving yards after one of his best performances of the season with four catches for 91 yards at Kansas, which included a 33-yard strike from Behren Morton that set up the game-winning field goal with only three seconds remaining. Bradley is second on the team with 35 receptions and four touchdown catches and has 423 yards through the air overall.

■ **Myles Price** leads all Red Raiders in career receptions and receiving yards as he has caught 161 passes for 1,751 yards over the previous three-plus seasons. Price, who has totaled at least 500 receiving yards each of the past two seasons, leads the team with five receiving touchdowns this season, which matches his combined career total entering this season. Price snagged his fifth touchdown grab of the season versus TCU via a 25-yard pass over the middle from **Behren Morton**. He is also the team leader with 43 catches and ranks second with 410 receiving yards this season.

■ Since returning from a preseason injury, **Coy Eakin** has shown flashes of why he led the country in receiving yards as a senior at Stephenville High School. The redshirt freshman recorded his first 100-yard game of his career against Kansas State after finishing with five catches for 102 yards and then followed with eight receptions for 78 yards in the win over TCU.

■ **Xavier White** is 14 yards shy of 2,500 all-purpose yards for his career as he currently third on the team with 393 receiving yards this season. White has succeeded as both a running back and wide receiver over his Texas Tech career. Now in his final season, White is one of only two Red Raiders since 2000 to record multiple games with at least 100 rushing yards as well as two more 100-yard receiving performances. He joined **Taurean Henderson** on that list. White came close to another 100-yard receiving outing at BYU, finishing with 98 yards through the air on only three catches. The performance included a 72-yard scoring strike midway through the second quarter that marked his first touchdown catch since the West Virginia game in 2022 and the longest reception of his career.



THE TONY & JAYLON SHOW

Texas Tech boasts one of the top interior defensive line duos in the country with **Jaylon Hutchings** and **Tony Bradford Jr.**, who have combined to make 91 starts between the two with 327 tackles, 55.0 tackles for loss and 25.0 sacks. Hutchings has made 56-consecutive starts entering this weekend, which is the second-longest active streak in the FBS only behind Troy defensive back Dell Pettus (56).

Hutchings is on pace for potentially the best season of his career as he owns 7.5 tackles for loss, which is already the most in his career. Hutchings recorded 50 tackles on his own a year ago which led all down-linemen, to go along with 5.5 tackles for loss and 1.5 sacks.

INSIDE THE NUMBERS WITH TONY & JAYLON

Name	GP	GS	TKLS	TFL	Sacks
Tony Bradford Jr.	52	35	134	29.0	14.0
Jaylon Hutchings	61	56	193	26.0	11.0
Totals	113	91	327	55.0	25.0

DEFENSIVE NOTEBOOK

ADD "RB" TO HIS NAME

■ Not many defensive linemen in college football have a carry on their career stat sheet, let alone three. **Jaylon Hutchings** can proudly boast he might be the rare exception, however, as he was used on two offensive snaps during the regular-season finale against Oklahoma a year ago. On the first play, he was targeted on a pass attempt that was out of his reach, but on the very next play, Hutchings rushed the ball for a 1-yard touchdown. He also totaled nine yards on the ground in 2019 as part of two fake punt attempts. Hutchings, a former running back despite his size at Forney High School, was included prior to each of the last two seasons on the annual "Freaks List" column by Bruce Feldman of *The Athletic*.

THE MAYOR

■ Now in his fifth year in Lubbock, **Tony Bradford Jr.** has earned a new nickname by head coach **Joey McGuire**: "The Mayor." The nickname is a result of Bradford's consistent presence in the West Texas community, a distinction that earned him national recognition last season as part of the Allstate AFCA Good Works Team. Bradford became the fourth Red Raider student-athlete all-time to be recognized on the Good Works Team.

■ Bradford is the driving force behind a Texas Tech football program that has committed more than 3,500 hours of community service in the past three years alone, contributing to visits to local elementary and junior high schools, the Ronald McDonald House, the Texas Boys Ranch, South Plains Food Bank, Habitat for Humanity, Burgers and Badges and area children's homes.

■ In addition to his role in the community, Bradford has taken steps to advance his future career in law enforcement by serving as a security guard with the Texas Tech Police Department. Bradford, who lists becoming a police chief as his goal after football, has worked with the police department each of the past four springs to gain valuable knowledge of the profession. During the spring, Bradford will often go from a morning work-out, to a class to potentially riding along with a member of the Texas Tech police department to protect his peers on campus.

■ Bradford was named the "honorary mayor" of Lubbock by actual city of Lubbock Mayor Tray Payne on Dec. 28, 2022, prior to the Red Raiders' victory over Ole Miss in the Texas Bowl. Bradford has since visited City Hall this past offseason in addition to being a regular at community events involving law enforcement agencies.

HOW ABOUT THE RABBIT?

■ **Dadrión Taylor-Demerson** has stepped up in big moments in each of the last two weeks with two second-half interceptions against TCU and another in the win at Kansas. He now has four interceptions this season and 10 for his career. The performance versus

■ TCU marked the first multi-interception game of Taylor-Demerson's career as Texas Tech turned his first interception into a touchdown just before the end of the third quarter and then sealed the win with his final interception on TCU's final drive. The Red Raiders followed with a field goal after his interception at Kansas.

■ Taylor-Demerson has recorded at least three interceptions now in each of the past three seasons, giving him 10 for his career. He matched **Kevin Curtis** for 10th all-time in Texas Tech career history with his interception at Kansas.

■ Taylor-Demerson leads the secondary and ranks on the team with 34 starts over his career and currently ranks second on the team with 58 total tackles despite missing the majority of the win over Houston.

TEXAS TECH CAREER INTERCEPTION LEADERS

Name (Years)	INTs
8. Ryan Aycock (2000-03)	11
Douglas Coleman III (2016-19)	11
10. Kevin Curtis (1998-01)	10
Dadrión Taylor-Demerson (2019-present)	10

ROBERTS EMERGES AT LINEBACKER

■ **Ben Roberts** has emerged as Texas Tech's top tackler this season as he leads the team with 81 stops. Roberts, who ranks fourth in the Big 12 for tackles per game (8.1), has made 10 or more stops in five of the past nine games since moving into a starting role against Oregon.

■ Among freshmen nationally, Roberts ranks third in the FBS for both total tackles (81) and total tackles per game (8.1). He leads all Big 12 freshmen in both categories as well as all freshmen linebackers nationally.

■ Roberts is on pace to become only the second Red Raider freshman to lead the team in tackles during the Big 12 era, joining current Seattle Seahawks linebacker **Jordyn Brooks**, who had a team-leading 86 stops in 2016.

FBS FRESHMEN LEADERS IN TOTAL TACKLES

Name (School)	Pos.	Tackles
1. Dillon Thieneman (Purdue)	DB	88
2. Caleb Downs (Alabama)	DB	83
3. Ben Roberts (Texas Tech)	LB	81
4. J.J. Roberts (Marshall)	DB	73

DEFENSIVE STAT NOTABLES

CAREER 10+ TACKLE GAMES

Jesiah Pierre (2)

Date	Tackles	Opponent
Sept. 2, 2023	14	Wyoming
Sept. 23, 2023	12	West Virginia

Dadrión Taylor-Demerson (1)

Date	Tackles	Opponent
Sept. 9, 2023	12	Oregon

Ben Roberts (5)

Date	Tackles	Opponent
Sept. 9, 2023	12	Oregon
Sept. 23, 2023	11	West Virginia
Sept. 30, 2023	10	Houston
Oct. 14, 2023	11	Kansas State
Oct. 21, 2023	10	BYU

Tyler Owens (1)

Date	Tackles	Opponent
Sept. 30, 2023	10	Houston

C.J. Baskerville (1)

Date	Tackles	Opponent
Nov. 11, 2023	11	Kansas

GAME-BY-GAME TACKLE LEADERS

Opponent	Tackles	Player
Wyoming	14	Jesiah Pierre
Oregon	12	Taylor-Demerson/Roberts
Tarleton State	6	C.J. Baskerville/Ty Kana
West Virginia	12	Jesiah Pierre
Houston	10	Owens/Roberts
Baylor	7	Ben Roberts
Kansas State	11	Ben Roberts
BYU	10	Ben Roberts
TCU	9	C.J. Baskerville
Kansas	11	C.J. Baskerville
UCF		
Texas		

FUTURE NON-CON SCHEDULES



2024	Abilene Christian, at Oregon, North Texas
2025	Arkansas-Pine Bluff, Colorado State, Oregon State
2026	Abilene Christian, at Oregon State, Colorado State
2027	Arkansas-Pine Bluff, at North Texas, N.C. State
2028	Missouri State, at Mississippi State, Wyoming
2029	Mississippi State, at Fresno State
2030	Fresno State, Arkansas
2031	at Arkansas
2032	Fresno State, at UTEP

OFFENSIVE STAT NOTABLES

2023 ALL-PURPOSE YARDAGE LEADERS

Player	APP Yards	Opponent
Tahj Brooks	174	Baylor
Tahj Brooks	158	vs Tarleton
Tahj Brooks	155	at West Virginia
Tahj Brooks	142	TCU
Tahj Brooks	139	Kansas
Myles Price	133	Baylor
Drae McCray	126	at West Virginia
Tahj Brooks	120	Kansas State

RED RAIDERS IN THE NFL



- There isn't a bigger star in the NFL currently than Texas Tech's own **Patrick Mahomes II**. The Red Raider gunslinger has transformed the NFL in only six professional seasons, claiming NFL MVP honors in both 2018 and 2022 before leading the Kansas City Chiefs to two Super Bowl titles in three appearances, winning the Lombardi Trophy in 2020 and 2022.
- With his first Super Bowl win over the San Francisco 49ers, Mahomes became the youngest player in history to be named NFL MVP and also win a Super Bowl. Mahomes, who at only 24 years of age, was tabbed Super Bowl MVP after leading the Chiefs to their second Super Bowl title in history and their first since 1970.
- In July 2020, Mahomes signed the richest contract in NFL history as he and the Chiefs agreed on a 10-year extension worth up to \$503 million. It marked the second time in school history where a Red Raider has signed the richest NFL contract as Ring of Honor member **Donny Anderson** previously did so with the Green Bay Packers upon being drafted in 1965.
- While maybe known for its offense in recent years, Texas Tech has had two first round draft picks from its defense in current Seattle Seahawks linebacker Jordyn Brooks and Las Vegas Raiders edge end Tyree Wilson. Wilson became the highest-drafted Red Raider in program history this past April after being selected seventh overall. Brooks, meanwhile, has led the Seahawks in tackles each of the past two seasons.

2023 RED RAIDERS IN THE NFL

NAME (YEARS AT TECH)	NFL TEAM
Jack Anderson, OL (2017-20)	Indianapolis Colts
Jordyn Brooks, LB (2016-19)	Seattle Seahawks
Le'Raven Clark, OL (2012-15)	Philadelphia Eagles
Cody Davis, DB (2009-12)	New England Patriots
Dawson Deaton, OL (2018-21)	Cleveland Browns
Sam Eguavoen, LB (2011-14)	New York Jets
Erik Ezukanma, WR (2019-21)	Miami Dolphins
Jakeem Grant Sr., WR (2012-15)	Cleveland Browns
Kerry Hyder, DL (2009-13)	Houston Texans
Patrick Mahomes II, QB (2014-16)	Kansas City Chiefs
Zech McPhearson, DB (2019-20)	Philadelphia Eagles
Terence Steele, OL (2016-19)	Dallas Cowboys
Broderick Washington Jr., DL (2016-19)	Baltimore Ravens
Tyree Wilson, DL (2020-22)	Las Vegas Raiders

OLB ROOM A SPECIALTY OF DERUYTER

- After losing a top-10 draft pick in **Tyree Wilson**, Texas Tech has relied on the tandem of **Myles Cole** and **Steve Linton** to pair on the outside of interior defensive linemen **Tony Bradford Jr.** and **Jaylon Hutchings**. Cole resembles Wilson in size, measuring 6-6, 285 pounds with a wingspan at 86 inches, which is slightly longer than Wilson's impressive numbers from the NFL Combine (35 5/8-inch arm measurement). Cole can also bend and move around tackles as the Texas Tech strength staff clocked him with a max speed of 20.3 mph this past summer.
- Cole and Linton have started to play to what many projected of them prior to the season in recent weeks as Linton recorded a career-high 3.0 sacks at Baylor, knocking the ball loose on two of those. Cole, meanwhile, accounted for all 3.0 of Texas Tech's tackles for loss at BYU, which included a sack, giving him a share of the team high with 3.5 this season. Cole is second on the team with 6.0 tackles for loss this as part of 27 tackles. He is trailed by Linton with 4.5 stops behind the line of scrimmage despite missing both of the last two games.
- Wilson, who was selected seventh overall by the Las Vegas Raiders, became the third rush end type player to be selected within the first 10 picks of the NFL Draft during defensive coordinator **Tim DeRuyter's** career. DeRuyter has coached 17 NFL Draft selections during his career now, which includes a pair of other defensive ends/edge linebackers like Wilson who were selected in the first round such as **Kayvon Thibodeaux** at Oregon and **Von Miller** at Texas A&M.

MAJOR SIZE IN THE SECONDARY

- It's really hard not to like the size Texas Tech has in the secondary this season in 6-3 corners **Malik Dunlap** and **Rayshad Williams** as well as two rangy safeties in **C.J. Baskerville** and **Tyler Owens**. Baskerville also measures at 6-3 in height, while Owens is 6-2, giving Texas Tech what has to be one of the tallest secondaries in college football.
- Dunlap ranks second on the team with three interceptions this season as he picked off two passes versus Tarleton State, returning the first 52 yards for Texas Tech's opening touchdown, and added another at West Virginia. Dunlap became the first Red Raider, at the time, to intercept two passes in a game since **Douglas Coleman III** at Arizona in 2019. He was the first Red Raider, at the time, to combine for three interceptions over a two-game span since Coleman had the same total versus Oklahoma State and Baylor in 2019. **Dadrion Taylor-Demerson** has matched that the past two weeks.
- Owens ranked 29th on the annual Freaks List compiled by *The Athletic's* Bruce Feldman due to his overall athleticism with a vertical jump over 40 inches and a clocked running speed at more than 23 miles per hour in a game. Owens moved to the Star position against TCU where he made his first-career solo tackle for loss. He's made 35 tackles this season to go along with two pass breakups
- **Bralyn Lux** has been the biggest addition to the secondary this season as the Fresno State transfer leads the team with six pass breakups. He easily snapped his season high for tackles against TCU with seven stops and then matched his career high with two key tackles for loss at Kansas.
- Owens' move to the Star position pushed Baskerville to boundary safety where he matched his career high with nine tackles against TCU and then snapped it with 11 stops at Kansas. After two seasons at San Diego State, Baskerville is already in the midst of his best collegiate season as he has 57 tackles in eight games, including 3.5 for a loss. He has already surpassed his career high for tackles in a season, which came in 2021 while with the Aztecs. His 3.5 tackles for loss are one more than his combined career total with the Aztecs.

NEWS AND NOTES ON THE DEFENSE

- Texas Tech is allowing 24.4 points per game through the first 10 contests, which is on pace to be the lowest since 2009 when the Red Raiders gave up only 22.6 points per game. The strong start continues its improvements under second-year coordinator **Tim DeRuyter**, who helped guide the Red Raiders to only allowing 29.2 points per game in 2022, their lowest average in more than a decade.
- Big 12 opponents are averaging only 10.9 points per game in the second half this season. The majority of points surrendered by the Red Raiders over the final 30 minutes have come in only four games as Baylor had 11 second-half points, while Kansas had 13 and Kansas State as well as TCU both scored 21 points.
- In total, the Red Raiders are only giving up 24.0 points per game during Big 12 play, a drastic improvement on previous seasons as Texas Tech has not allowed less than 30.0 points per game to league foes since posting a 22.6 average in 2009.
- The Red Raiders are surrendering 149.0 rushing yards per game thus far during Big 12 play, which ranks fourth in the conference behind only Texas (87.4), Iowa State (131.0) and Kansas State (148.6). Texas Tech is also third for total defense in league play as opponents have only averaging 368.9 yards per game, which trails Iowa State (361.3) and Texas (363.1).
- Texas Tech has eliminated explosive running plays this season with only four attempts going at least 20 yards. The Red Raiders are one of eight schools nationally and one of only two Big 12 programs (Iowa State) to allow four or less rushing attempts of 20 or more yards this season.
- Texas Tech's red-zone stats can be deceiving again this season as opponents have put up points in 31-of-35 appearances inside the 20-yard line. In 11 of those occurrences, though, the result has been a field goal, which ranks tied for 19th nationally and third in the Big 12.
- Case in point: Kansas had drives of 93, 71 and 77 yards that only resulted in six combined points for the Jayhawks. Kansas was stuffed by **Bralyn Lux** for a five-yard loss on a fourth-down play near the end of the first half and walked away with a game-tying field goal on its final drive of the game.
- The duo of **Tony Bradford Jr.** and **Jaylon Hutchings** was once again pivotal to the Red Raiders' success as Bradford recorded a career-high 1.5 sacks, while Hutchings notched a career-high with eight tackles in his 61st career outing, including his sixth all-time versus Kansas.
- Bradford's performance at Kansas followed easily his best showing of the season with seven stops against TCU. It marked his most tackles in a game since he set a career-high with eight stops at Iowa State midway through the 2020 season.
- The Red Raiders limited TCU to only 87 rushing yards in the win, marking the fifth time under **Joey McGuire** and **Tim DeRuyter** where an opponent has been held to less than 100 rushing yards. Texas Tech is a perfect 5-0 in those games during their respective tenures.
- Baylor previously totaled only 17 rushing yards on 30 attempts, which marked the second-fewest rushing yards by a Big 12 opponent all-time for the Red Raiders and their fewest since limiting Kansas to only 11 yards on the ground in 1997.
- **Jacob Rodriguez** returned to the field against TCU, setting a career-high for tackles with six stops in the win. Rodriguez had previously missed the previous seven games with a leg injury suffered in the season opener at Wyoming. He made his first start since that Wyoming game against Kansas, making four stops, including his first tackle for loss of the season.
- **Bryce Ramirez** returned to the starting rotation at BYU for the first time since his catastrophic leg injury a year ago at N.C. State. He easily broke his career high with seven tackles, which matched his career total heading into this season.

AMONG THE BEST PUNTERS IN HISTORY

Already a fixture in the Big 12 and Texas Tech record books, **Austin McNamara** is on pace to wrap his Red Raider career by placing his name among the all-time NCAA FBS leaders for punting. McNamara's current 46.10 career punting average ranks sixth all-time in FBS history among punters with 150-249 career attempts. His average would snap the FBS record for punters with at least 250 career attempts. McNamara needs 18 more punts to qualify for that list. McNamara currently ranks seventh in the FBS after averaging 47.6 yards per punt this season.

NCAA PUNTING AVERAGE ALL-TIME LEADERS (150-249 CAREER PUNTS)

1. Ryan Stonehouse (Colorado State, 2017-21)	47.77
...	
5. Drew Kaser (Texas A&M, 2011-15)	46.20
6. Austin McNamara (Texas Tech, 2019-present)	46.10
7. Bryce Baringer (Michigan State, 2018-22)	46.00
8. Max Duffy (Kentucky, 2018-20)	45.96
9. Trevor Daniel (Tennessee, 2015-17)	45.93

SPECIAL TEAMS NOTEBOOK

THE RAY GUY SEMIFINALIST

■ An all-around punter who can punt for distance and accuracy, McNamara is one of only two FBS punters to rank in the top 10 for punting average nationally, to have his team rank in the top 10 for net punting average and also rank in the top 10 in *Pro Football Focus*' hang time average.

■ McNamara currently ranks seventh in the FBS and second in the Big 12 Conference with a 47.6 yards per punt average. It is currently the second-highest average of McNamara's illustrious career and is on pace to rank second in both the Texas Tech and Big 12 single-season record books. McNamara already owns both records with a 48.2 punting average as a junior in 2021.

■ Texas Tech currently ranks eighth in the FBS and leads the Big 12 with a 43.6 net punting average this season. This could potentially be the third time in McNamara's career where the Red Raiders have ranked inside the top 10 nationally for net punting (6th in 2021, 4th in 2019).

■ Of the punters already named a semifinalist for the Ray Guy Award, McNamara is tied with Alabama's James Burnip for allowing the fewest punt returns so far this season. Outside one punt that was returned for 20 yards, opponents are averaging only 3.3 yards per return over the other six returns against the Red Raiders this season. Overall, the Red Raiders rank tied for 20th nationally for fewest punt returns allowed.

■ McNamara currently ranks second among active FBS punters (with at least 150 career punts) with a 46.1 career punting average. He trails only Ryan Rehkow of BYU (47.5), who has 68 fewer punts than McNamara over his career and also benefits from playing at a much-higher elevation in Provo, Utah (4,657) than at Texas Tech (3,215).

■ Of his 17 punts downed inside the 20 this season, 14 of those have resulted in opposing drives starting at the 12-yard line or deeper.

■ Among his counterparts on the Ray Guy Award watch list, McNamara currently ranks fourth for percentage of total punts being downed inside the 20-yard line. McNamara, who has downed 42.5 percent of his punts inside the 20, trails only Florida State's Alex Mastromanno (47.6 percent), Boise State's James Ferguson-Reynolds (45.0 percent) and Utah's Jack Bouwmeester (44.4 percent).

■ According to *Pro Football Focus*, McNamara ranks fourth in the FBS for punt hang time among those with at least 10 attempts as he's averaging 4.27 seconds per attempt. That average moves into second nationally among punters with at least 30 attempts on the year. McNamara is one of only two punters currently on the Ray Guy Award semifinalists list to rank in the top 10 for PFF's hang-time average.



■ Prior to the Kansas trip, *Pro Football Focus* currently ranked McNamara third in the FBS among punters with an overall grade of 90.2 for the season, which is only 0.5 from first place. Updated grades are not available yet.

■ Keep in mind McNamara plays for one of the most-aggressive head coaches in college football when it pertains to fourth downs. Under Joey McGuire, Texas Tech ranks second in the FBS with 84 fourth-down attempts since the start of the 2022 season alone. The Red Raiders are tied for seventh in the FBS for fourth-down attempts this season with 32 through 10 games.

MORE RECORD BOOK TALK...

■ McNamara could potentially match an NCAA FBS record over the final month of the season as he will need to punt at least four times for a 40.0 yard average in each of the final two contests to match the NCAA record for most career games with a 40.0 average (minimum of four punts each game). McNamara, who has done so 35 times now in his career, is looking to match the FBS record of 37 career games that was set by Shane Lechler of Texas A&M from 1996-99 and Ryan Plackemeier of Wake Forest from 2002-05.

■ McNamara is already a fixture as one of the top punters in history as he is the Texas Tech and Big 12 record holder for single-season punting average (48.2 in 2021) and longest punt (87). Following the 2022 campaign, McNamara had four of the top eight single-season averages in program history.

■ McNamara booted 42 punts for 2,023 yards in 2021 to smash the previous Texas Tech single-season record of 46.8 that was set by **Mark Bounds** in 1991.

■ The Arizona native will look to cement his name as the top punter in conference history as he is on pace to snap the Big 12 career record of 45.9 yards per punt that was set by Oklahoma State's Quinn Sharp from 2009-12. McNamara, who is averaging 46.1 yards per punt, himself, over the last four-plus seasons, is also on pace to easily shatter the Texas Tech career record of 43.7 yards an attempt that was set by **Taylor Symmank** following the 2015 campaign.

■ By bombing eight punts of at least 50 yards in a single game, McNamara set a new single-game FBS record on Nov. 20, 2021 against Oklahoma State. The performance broke the previous FBS record of seven that was set by Colorado's Mark Mariscal in a 2002 home game against Southern California.

■ McNamara set social media on fire in 2020 with his booming 87-yard punt against West Virginia, which marked the longest by an FBS kicker since 2017 and the longest in Texas Tech and Big 12 history. McNamara broke the Texas Tech single-game record for the longest punt that was previously set by **R.W. Moyers** in 1945 against West Texas State.

THE MCNAMARA RECORD BOOK

TEXAS TECH SINGLE-GAME LONGEST PUNTS

1. Austin McNamara vs. West Virginia (2020)	87
2. R.W. Moyers vs. West Texas State (1945)	85
3. David Kuykendall vs. Arkansas (1975)	79
4. Buddy Hill vs. Tulsa (1954)	78
Ken Vinyard vs. Kansas (1966)	78
Johnny Odom vs. Boston College (1971)	78
Mark Bounds vs. Texas (1991)	78
8. Robert King vs. Rice (1992)	77
Robert King vs. Texas A&M (1993)	77
10. Johnny Odom vs. SMU (1970)	76
11. Johnny Odom vs. Texas (1970)	75
Maury Buford vs. Texas A&M (1978)	75
Robert King vs. Wyoming (1992)	75

TEXAS TECH SINGLE-SEASON AVERAGE LEADERS

1. Austin McNamara (2021)	48.2
- Austin McNamara (2023)	47.6
2. Mark Bounds (1991)	46.8
3. Austin McNamara (2020)	46.3
4. Taylor Symmank (2015)	46.0
5. Alex Reyes (2006)	45.2
6. Austin McNamara (2019)	45.0
7. Maury Buford (1981)	44.8
8. Austin McNamara (2022)	44.3
9. Maury Buford (1978)	44.1
10. Ryan Erxleben (2013)	43.0
Alex Reyes (2003)	43.0

TEXAS TECH CAREER AVERAGE LEADERS

- Austin McNamara (2019-Present)	46.1
1. Taylor Symmank (2012-15)	43.7
2. Alex Reyes (2003-06)	43.3
3. Maury Buford (1978-81)	43.2
4. Robert King (1992-93)	42.6
5. Ryan Erxleben (2009, 2011-13)	41.9

BIG 12 CONFERENCE SINGLE-GAME LONGEST PUNTS

1. Austin McNamara vs. West Virginia (2020)	87
2. Michael Turk (OU) vs. Texas (2021)	85
Tress Way (OU) vs. Utah State (2010)	85
4. Sam Koch (Neb) vs. Pittsburgh (2005)	84
5. Curtis Ansel (KU) vs. Baylor (2002)	83

BIG 12 CAREER AVERAGE LEADERS (min. 100 punts, 2 seasons)

1. Austin McNamara (2019-Present)	46.1
2. Quinn Sharp (Oklahoma State, 2009-12)	45.9
3. Michael Dickson (Texas, 2015-17)	45.3
4. Daniel Sepulveda (Baylor, 2003-06)	45.2
5. John Torp (Colorado, 2002-05)	44.9
6. Shane Lechler (Texas A&M, 1996-99)	44.7
7. Justin Brantly (Texas A&M, 2005-08)	44.4
8. Trevor Pardula (Kansas, 2013-14)	44.0
Tress Way (Oklahoma, 2009-12)	44.0
10. Nick O'Toole (West Virginia, 2013-15)	43.9

BIG 12 SINGLE-SEASON AVERAGE LEADERS (min. 40 punts)

1. Austin McNamara (2021)	48.2
- Austin McNamara (2023)	47.6
2. Mark Mariscal (Colorado, 2002)	47.6
3. Michael Dickson (Texas, 2017)	47.4
Michael Dickson (Texas, 2016)	47.4
5. Shane Lechler (Texas A&M, 1997)	46.9
6. Cameron Dicker (Texas, 2021)	46.7

THE GAME IS NEVER OVER HERE

The victories over Texas and Oklahoma a year ago marked the 24th and 25th times since 2000 that the Red Raiders overcame a double-digit deficit to win. Below is a listing of Texas Tech's come-from-behind wins during that span:

DATE	OPPONENT	DEFICIT	RESULT
Dec. 29, 2006	vs. Minnesota*	31	W, 44-41 (OT)
Sept. 25, 2004	Kansas	25	W, 31-30
Sept. 18, 2004	TCU	21	W, 70-35
Oct. 1, 2011	at Kansas	20	W, 45-34
Nov. 26, 2022	Oklahoma	18	W, 51-48 (OT)
Oct. 5, 2002	at #23 Texas A&M	18	W, 48-47 (OT)
Nov. 18, 2006	Oklahoma State	17	W, 30-24
Sept. 24, 2022	#22 Texas	14	W, 37-34 (OT)
Sept. 4, 2021	vs. Houston	14	W, 38-21
Nov. 14, 2020	Baylor	14	W, 24-23
Sept. 24, 2011	Nevada	14	W, 35-34
Nov. 6, 2010	at #14 Missouri	14	W, 27-17
Nov. 29, 2008	Baylor	14	W, 35-28
Jan. 1, 2008	vs. Virginia	14	W, 31-28
Sept. 8, 2007	UTEP	14	W, 45-31
Nov. 1, 2003	Colorado	14	W, 26-21
Nov. 16, 2002	#3 Texas	14	W, 42-38
Oct. 19, 2013	at West Virginia	11	W, 37-27
Nov. 24, 2017	at Texas	10	W, 27-23
Nov. 22, 2014	at Iowa State	10	W, 34-31
Oct. 5, 2013	at Kansas	10	W, 54-16
Oct. 20, 2012	at #21 TCU	10	W, 56-56 (3OT)
Sept. 3, 2011	Texas State	10	W, 50-10
Oct. 23, 2010	at Colorado	10	W, 27-24
Nov. 21, 2009	vs. Baylor	10	W, 20-13

* indicates largest come-from-behind win in FBS bowl history.

ALL-TIME OVERTIME GAMES

Texas Tech is 9-8 all-time in overtime games since the NCAA began allowing games to go past regulation in 1996. Below is a listing of Texas Tech's all-time results in overtime:

DATE	OPPONENT	RESULT
Sept. 2, 2023	at Wyoming	L, 33-35 (2OT)
Nov. 26, 2022	Oklahoma	W, 51-48 (OT)
Sept. 24, 2022	#22 Texas	W, 37-34 (OT)
Sept. 10, 2022	#25 Houston	W, 33-30 (2OT)
Sept. 26, 2020	#8 Texas	L, 56-63 (OT)
Oct. 12, 2019	at #22 Baylor	L, 30-33 (2OT)
Nov. 4, 2017	Kansas State	L, 35-42 (OT)
Oct. 29, 2016	at TCU	W, 27-24 (2OT)
Nov. 24, 2012	vs. Baylor	L, 45-52 (OT)
Nov. 10, 2012	Kansas	W, 41-34 (2OT)
Oct. 20, 2012	at #21 TCU	W, 56-53 (3OT)
Oct. 11, 2008	Nebraska	W, 37-31 (OT)
Dec. 29, 2006	vs. Minnesota	W, 44-41 (OT)
Sept. 9, 2006	at UTEP	W, 38-35 (OT)
Nov. 13, 2004	at #22 Texas A&M	L, 25-32 (OT)
Oct. 5, 2002	at #23 Texas A&M	W, 48-47 (OT)
Sept. 21, 2002	#16 N.C. State	L, 48-51 (OT)
Oct. 6, 2001	Kansas	L, 31-34 (2OT)

MCNAMARA vs. RAY GUY WINNERS

- In its 23 years of existence, the Ray Guy Award has never presented its trophy to a winner who did not average at least 44.0 yards per punt that season. McNamara has compiled at least a 44.3 average in all five seasons as a Red Raider and is averaging 46.1 yards per attempt over his career, which is higher than seven previous winner's single-season total.
- McNamara's current 47.6 yards per punt average places him squarely in contention for the Ray Guy Award as it is higher than 12 previous winners. McNamara previously averaged a school and Big 12 record 48.2 yards per punt as a junior in 2021, which would rank third all-time among previous Ray Guy Award winners.
- According to the NCAA FBS record book, McNamara's current career average of 46.10 yards per punt is higher than all 20 previous winners of the Ray Guy Award. Max Duffy, the 2019 winner of the award, totaled a 45.96 average over his three seasons at Kentucky to rank just behind McNamara.

MCNAMARA COMPARED TO PREVIOUS RAY GUY WINNERS

Name (Year)	School	Avg.	LG	50+	I20
Austin McNamara (Career)	Texas Tech	46.1	87	80	78
Austin McNamara (2023)	Texas Tech	47.7	59	18	17
Adam Korsak (2022)	Rutgers	44.0	77	14	32
Matt Araiza (2021)	SDSU	51.2	86	39	37
Pressley Harvin III (2020)	Georgia Tech	48.0	70	22	18
Max Duffy (2019)	Kentucky	48.1	70	22	24
Braden Mann (2018)	Texas A&M	51.0	82	28	19
Michael Dixon (2017)	Texas	47.4	76	36	42
Mitch Wishnowsky (2016)	Utah	47.7	66	30	34
Tom Hackett (2015)	Utah	48.0	76	23	28
Tom Hackett (2014)	Utah	46.7	70	25	36
Tom Hornsey (2013)	Memphis	45.2	79	18	29
Ryan Allen (2012)	LA Tech	48.0	85	21	20
Ryan Allen (2011)	LA Tech	46.1	72	29	39
Chas Henry (2010)	Florida	45.1	75	16	18
Drew Butler (2009)	Georgia	48.1	75	--	19
Matt Fodge (2008)	Oklahoma St.	44.1	71	6	17
Durant Brooks (2007)	Georgia Tech	45.1	77	21	33
Daniel Sepulveda (2006)	Baylor	46.5	78	25	26
Ryan Plackemeier (2005)	Wake Forest	47.2	82	--	20
Daniel Sepulveda (2004)	Baylor	46.0	69	24	--
B.J. Sander (2003)	Ohio State	43.3	68	--	16
Mark Mariscal (2002)	Colorado	48.2	68	29	16
Travis Dorsch (2001)	Purdue	48.1	79	--	--
Kevin Stemke (2000)	Wisconsin	44.5	72	--	22

GARCIA DRILLS GAME-WINNER AT KU

- Gino Garcia connected on possibly his most-memorable field goal to date against Kansas as he was called on for the game-winner from 30 yards out with only three seconds remaining. It was the third successful field goal of the afternoon for Garcia and his first to win a game in his career as he also connected from 32 and 31 yards out in the win.

MCNAMARA vs. RAY GUY AWARD SEMIFINALISTS

Name	Year	School	Att.	Yards	Avg.	Long	TB	FC	50+	I20	HT (PFF Rank)	Career Avg.
James Ferguson-Reynolds	So.	Boise State	40	1,987	49.7	71	6	4	21	18	3.51 (T-134th)	44.8
Matt Hayball	Sr.	Vanderbilt	50	2,410	48.2	71	3	14	20	20	3.96 (T-41st)	45.3
James Burnip	Jr.	Alabama	38	1,825	48.0	67	6	11	16	14	4.41 (1st)	42.8
Austin McNamara	Sr.	Texas Tech	40	1,902	47.6	59	6	20	18	17	4.27 (4th)	46.1
Tory Taylor	Sr.	Iowa	63	2,996	47.6	62	3	21	24	24	3.99 (T-34th)	45.9
Alex Mastromanno	Jr.	Florida State	42	1,974	47.0	59	3	22	17	20	4.05 (T-20th)	43.8
Alec Bevelhimer	Jr.	Miami (Ohio)	37	1,727	46.7	64	4	8	16	15	3.58 (130th)	46.9
Porter Wilson	Sr.	Duke	43	2,005	46.6	70	4	18	18	16	4.05 (T-20st)	44.3
Jack Browning	Sr.	San Diego St.	50	2,283	45.7	66	4	21	14	21	4.12 (T-12th)	45.9
Jack Bouwmeester	So.	Utah	45	2,054	45.6	64	3	23	15	20	4.07 (T-17th)	42.6

Note: HT stands for "Hang Time." The PFF ranking associated what that time is among punters with at least 10 attempts.

- Garcia is now 13-for-18 on field goal attempts this season as he has made 11 of his last 12 tries entering this weekend. He is a perfect 9-9 from inside 39 yards out with a long of 55 yards set just two weeks ago against TCU.
- His 55-yarder versus TCU marked the longest of his Tech career and matched the third-longest successful attempt by a Red Raider in history. He joined Jonathan Garibay (2021) and Jaret Greaser (1996) as the only Red Raiders in the Big 12 era to connect from 55 yards or longer in a game. He previously was good from 54 yards out in the season opener at Wyoming.
- For his career, Garcia is 45-for-64 on field goal attempts as he has connected from 48 yards or longer eight times now, including a career-long 59-yarder at Houston Baptist in 2021.

NEWS & NOTES ON SPECIAL TEAMS

- In addition to Garcia, Texas Tech tabbed Reese Burkhardt to handle kickoff duties. Burkhardt, known for a strong leg, has sailed 38 of his 57 kickoff attempts for touchbacks thus far this season (66.7 percent). When opponents do decide to return a kick, Texas Tech is only surrendering 17.2 yards a return, which ranks 29th nationally and leads the Big 12.
- Texas Tech has blocked six kicks now under head coach Joey McGuire and special teams coordinator Kenny Perry. Four of those blocks came in 2022 as the Red Raiders ranked tied for 10th in the FBS. The four blocks matched the most in a season for the Red Raiders during the Big 12 era with the 2000 and 2020 squads, respectively.
- Perry's special teams units have ranked among the nation's best this season as the Red Raiders rank second in the FBS for punt return average (22.56), eighth for net punting (43.55), ninth for kickoff return average (26.0) and 17th for blocked kicks (2) and 29th for kickoff return defense (17.2).
- As part of its successful team rankings, Texas Tech boasts two of the nation's top returners in Drae McCray, who leads the Big 12 and is 11th in the FBS for kickoff return average (26.6), as well as Myles Price, who is averaging 21.8 yards per punt return. That average would rank second nationally if Price met the NCAA minimum of 1.2 punt returns per game. He currently averages exactly 0.9 punt returns per contest.
- Price has returned five of his nine punts at least 20 yards this season, which ranks tied for fourth in the FBS. McCray, meanwhile, has four kick returns of at least 30 yards, which ranks tied for 10th nationally.

THE CASE FOR "KP"

- Kenny Perry has made an argument for one of the top performances by an assistant coach in the country thus far this season as he boasts one of the nation's top punters in Austin McNamara as well as four units that rank in the top 30 nationally in statistical categories. That's not even including his work as Texas Tech's running backs coach where Tahj Brooks is off to an impressive start, ranking fifth in the FBS in rushing yards per game entering this week.

INDIVIDUAL HONORS

TONY BRADFORD JR. (DL)

Wuerffel Trophy Watch List
2022 Allstate AFCA Good Works Team Member
Jason Witten Collegiate Man of the Year Semifinalist (Oct. 18)

JERAND BRADLEY (WR)

All Big 12 Preseason Team (Media)
Biletnikoff Award Watch List
Earl Campbell Tyler Rose Award Watch List

TAHJ BROOKS (RB)

Doak Walker Award Watch List
Earl Campbell Tyler Rose Award Watch List
Reese's Senior Bowl Watch List
Doak Walker Award Running Back of the Week Honorable Mention (Oct. 10)
Dave Campbell Mid-Season All-Texas College Football Team (Oct. 13)

MYLES COLE (OLB)

Reese's Senior Bowl Watch List
East-West Shrine Bowl Game Invitee (Nov. 7)

BAYLOR CUPP (TE)

Reese's Senior Bowl Watch List
Earl Campbell Award Honorable Mention POW (Oct. 10)

MALIK DUNLAP (DB)

Dave Campbell Mid-Season All-Texas College Football Team (Oct. 13)

LOIC FOUONJI (WR)

Big 12 Special Teams Player of the Week (Oct. 3)

JAYLON HUTCHINGS (DL)

All-Big 12 Preseason Team (Media)
Bednarik Award Watch List
Bronko Nagurski Trophy Watch List
Lombardi Trophy Watch List
Outland Trophy Watch List
Reese's Senior Bowl Watch List
Lombardi Award™ Midseason Watchlist (Oct. 17)

STEVE LINTON (OLB)

Reese's Senior Bowl Watch List
Reese's Senior Bowl Defensive Player of the Week (Oct. 9)
Shrine Bowl Texas Star of the Week (Oct. 10)
East-West Shrine Bowl Game Invitee (Nov. 7)

AUSTIN MCNAMARA (P)

Ray Guy Award Semifinalist
Ray Guy Award Watch List
Ray Guy Award National Punter of the Week (Oct. 10)
Dave Campbell Mid-Season All-Texas College Football Team (Oct. 13)

BEHREN MORTON (QB)

Earl Campbell Award Honorable Mention POW (Oct. 10)

TYLER OWENS (DB)

Reese's Senior Bowl Watch List

MYLES PRICE (WR)

Reese's Senior Bowl Watch List

BRYCE RAMIREZ (OLB)

Comeback Player of the Year Watch List

CALEB ROGERS (OL)

Reese's Senior Bowl Watch List

TYLER SHOUGH (QB)

Earl Campbell Tyler Rose Award Watch List
Maxwell Award Watch List
Reese's Senior Bowl Watch List

COLE SPENCER (OL)

Comeback Player of the Year Watch List

RUSTY STAATS (OL)

Rimington Trophy Watch List
Reese's Senior Bowl Watch List

DADRION TAYLOR-DEMERSON (DB)

Reese's Senior Bowl Watch List
Shrine Bowl Breakout Defensive Player of the Week (Nov. 6)
East-West Shrine Bowl Game Invitee (Nov. 7)

UNIFORM TRACKER



Over the past decade, Texas Tech has been among the most innovative teams in the country related to team uniforms. Here's a look at Texas Tech's record in various uniform combinations:

Helmet-Jersey-Pants	Record
Black-Black-Black	14-13
Black-White-Black	13-12
Black-Red-Black	16-3
White-White-White	12-7
Black-Red-White	4-0
Black-Black-White	4-4
Black-Red-Red	5-1
Black-White-White	1-5
Black-Gray-Black	1-0
Black-Black-Grey	1-0
Gray-Gray-Gray	1-0
Black-Black-Red	0-1
Black-White-Red	1-4
White-White-Red	0-2
White-White-Black	1-0
White-Black-White	2-2
White-Red-White	1-0
White-Red-Red	1-2
Gray-White-Gray	1-3
Red-Red-White	1-0
Red-White-White	1-1
Red-White-Red	1-4
Red-Red-Red	1-2
Red-White-Black	1-3
Red-Red-Black	0-1
Red-Black-White	0-1
Red-Black-Black	1-0
Black-White-Gray	0-1
Wounded Warrior (2010)	1-0
Wounded Warrior (2011)	0-1
Lone Star Pride (2012)	0-1
Lone Survivor (2013)	0-1
Lone Star Pride (2013)	0-1
Throwbacks - Black (2014)	0-1
White Ombre' (2014)	0-1
Lone Star Pride (2014)	0-1
Black Ombre' (2014)	0-1
Throwbacks - White (2015)	2-0
Throwbacks - Red (2017)	1-2
Throwbacks - White (2018-19)	1-1
Throwbacks - Black-Red-White (2020)	0-1
Throwbacks - Black-Black-Gray (2021)	0-1
Throwbacks - Black-White-Black (2022)	0-1
Throwbacks - Black-Black-Black (2022)	0-1
Throwbacks - Black-White-Red (2022)	0-1
Throwbacks - Black-Red-White (2023)	1-0

2023 UNIFORM TRACKER

@Wyoming	Black-White-White, L
Oregon	White-Red-Red, L
Tarleton	Throwbacks - Black-Red-White, W
@West Virginia	Red-White-Red, L
Houston	Black-Red-Black, W
@Baylor	Black-White-Red, W
Kansas State	Black-Black-Black, L
@BYU	Black-White-Black, L
TCU	Black-Red-Black, W
@Kansas	White-White-White, W
UCF	
@Texas	

BRYCE RAMIREZ IS BACK

You'd be hard pressed to find a more inspiring story in college football this season than **Bryce Ramirez**. A former walk-on, Ramirez rejoined the team as a full participant to start preseason camp and played a significant role at Wyoming, an impressive feat after suffering a compound leg fracture in the third week of the 2022 season at N.C. State. The injury forced Ramirez to remain in Raleigh for several days to recover from multiple surgeries before he was allowed to return to Lubbock. Ramirez was making his first career start against the Wolfpack and had just recorded a key third-down tackle to end an N.C. State drive earlier in the first quarter.

Since then, Ramirez has been diligent in his recovery, spending countless hours with the Texas Tech medical staff in order to return to the field. A candidate for the Comeback Player of the Year Award, Joey McGuire announced in June that Ramirez had been selected to wear the coveted No. 3 jersey intended for the player who best resembles the traits of The Brand (the toughest, hardest-working, most-competitive team in the country).



WATCH: Follow Ramirez' recovery through Red Raider Life, airing exclusively on **TexasTech+**.

QUICK FACTS

TEXAS TECH UNIVERSITY

Founded	1923
Enrollment	40,322
Nickname	Red Raiders
Chancellor	Dr. Tedd Mitchell
President	Dr. Lawrence Schovanec
Director of Athletics	Kirby Hocutt
Official Mascot	Masked Rider (horse and rider)
Unofficial Mascot	Raider Red (cartoon figure)

TEAM HISTORY

First Season	1925
All-Time Record/Seasons	595-478-32/99th
All-Time Conference Record	287-262-10
Conference Championships	11
Bowl Appearances/Record	40 (16-23-1)

STADIUM INFORMATION

Name	Jones AT&T Stadium
Capacity	60,454
Stadium Luxury Suites	85
Stadium Club Seats	1,644
Stadium Surface	FieldTurf (installed 2017)
Band	Goin' Band from Raiderland (400 members)


TEAM INFORMATION

2022 Overall Record	8-5
Big 12 Record (Finish)	5-4 (4th)
Home Record	6-1
Road Record	1-4
Neutral	1-0
Lettermen Returning/Lost	45/19
Starters Returning/Lost (Offense)	10/1
Starters Returning/Lost (Defense)	6/5
Newcomers	42

SUPPORT STAFF

Head Strength Coach	Lance Barilow (2nd Season)
Associate Strength Coach	Aaron Hall (2nd Season)
Associate Strength Coach	Brandon Lee (2nd Season)
Assistant Strength Coach	Brandyn Musgrave (2nd Season)
Assistant Strength Coach	Khalid Blount (1st Season)
Associate A.D./FB Admin.	Antonio Huffman (5th Season)
Director of FB Operations	Quintin Jordan (2nd Season)
General Manager	James Blanchard (2nd Season)
Director of Player Personnel	Brian Nance (2nd Season)
Director of Scouting	Sean Kenney (2nd Season)
Director of Player Development	Dave Martin (2nd Season)
Asst. Dir. Player Development	Sammy Morris (3rd Season)
Asst. Dir. of Ops & Recruiting	Harrison Hanna (2nd Season)
Dir. of Recruiting Operations	Kate Shealy (3rd Season)
Dir. of On-Campus Recruiting	Preslee Quisenberry (2nd Season)
Senior Offensive Analyst	Kirk Bryant (2nd Season)
Special Teams Analyst	Tyler Schovanec (2nd Season)
Defensive Quality Control	Ryan Conry (2nd Season)
Defensive Quality Control	James Lockhart (2nd Season)
Offensive Quality Control	Diego Ortiz (2nd Season)
Offensive G.A.	Lou Bunning (2nd Season)
Offensive G.A.	Trent Vasey (2nd Season)
Defensive G.A.	Jah'Shawn Johnson (2nd Season)

TEXAS TECH COACHING STAFF



ZACH KITTLE

Offensive Coordinator/Quarterbacks
2nd Season at Tech
Game Day Location: Sideline


Career Breakdown: Kittley returned to his alma mater to put together a strong debut season as the Red Raiders averaged 34.2 points per game and 461.4 yards of total offense per game despite using three different starting quarterbacks during the year. Kittley has worked with a pair of NFL quarterbacks during his short coaching career, first with Patrick Mahomes II at Texas Tech and then Bailey Zappe at both Houston Baptist and Western Kentucky.



KENNY PERRY

Associate Head Coach/Special Teams
Coordinator/Running Backs
2nd Season at Tech
Game Day Location: Sideline


Career Breakdown: Perry, a legendary high school head coach in the DFW metroplex, had one of the nation's top running back duos in 2022 to go with the reliability on special teams with punter Austin McNamara and kicker Trey Wolff. Perry spent 14 years as a high school head coach, finishing 67-22 over his final seven seasons at Arlington Bowie alone. He is a former member of the THSCA Board of Directors.



JOSH BOOKBINDER

Inside Linebackers
2nd Season at Tech
Game Day Location: Pressbox


Career Breakdown: Bookbinder was among Joey McGuire's first hires at Texas Tech after the two previously served on the defensive staff at Baylor (2019-21). Bookbinder mentored Krishon Merrifield during his debut season on the Texas Tech staff for a Red Raider defense that allowed less than 30.0 points per game for the first time since 2009. He is the grandson of legendary Baylor head coach Grant Teaff.



ZARNELL FITCH

Defensive Line
2nd Season at Tech
Game Day Location: Sideline

Career Breakdown: Fitch, another one-time Texas High School Coaches Association member, is no stranger to the Big 12 as he previously served in a similar role at TCU prior to his arrival in Lubbock. Fitch has mentored 13 players who have earned All-Big 12 honors during his career, a list that features two of Texas Tech's top returners in Tony Bradford Jr. and Jaylon Hutchings, who were one of only three FBS duos to record at least 30 pressures each in 2022.



JUSTIN JOHNSON

Assistant Head Coach/Passing Game
Coordinator/Receivers
1st Season at Tech
Game Day Location: TBD


Career Breakdown: Johnson is the lone new member to Joey McGuire's staff as he arrives after spending the past three seasons at Baylor. Johnson oversaw the running backs room at both Baylor and then Houston, his alma mater, in 2019, but will return to coaching wide receivers with the Red Raiders. He previously was the wide receivers coach at Kansas in 2018, the same position he starred at during his own four-year career at Houston.



TIM DERUYTER

Defensive Coordinator
2nd Season at Tech
Game Day Location: Pressbox


Career Breakdown: DeRuyter arrived in Lubbock having served as a defensive coordinator or a head coach in each of the past 21 seasons. In his first season with the Red Raiders, Texas Tech allowed less than 30 points per game for the first time since 2009 and ranked in the top 20 nationally for tackles for loss behind future NFL first-round selection Tyree Wilson. DeRuyter was previously the head coach at Fresno State from 2012-16.



C.J. AH YOU

Outside Linebackers
2nd Season at Tech
Game Day Location: Sideline


Career Breakdown: Ah You mentored Tyree Wilson to first team All-America honors during his debut season on the Red Raider staff as Texas Tech, behind Wilson and the emergence of Jesiah Pierre, ranked in the top 20 nationally for tackles for loss. His hiring marked his return to the Big 12 where he previously starred at Oklahoma (2005-06) before enjoying a six-year NFL career with the St. Louis Rams.



JOSH COCHRAN

Tight Ends
2nd Season at Tech
Game Day Location: Pressbox


Career Breakdown: Cochran shifted over to coach the tight ends under Joey McGuire after spending the previous two seasons as the co-offensive coordinator and offensive line coach at Austin Peay. Cochran, who was named in July 2022 to Dave Campbell's Texas Football "40 under 40" coaches list, is a one-time THSCA member as he began his career in the prepranks at Lindale High School in East Texas.



STEPHEN HAMBY

Offensive Line
2nd Season at Tech
Game Day Location: Sideline

Career Breakdown: Hamby returned to West Texas following one season at Western Kentucky where he, along with new offensive coordinator Zach Kittley, helped build one of the top offenses in the country. Hamby a Texas Tech alum, starred on the offensive line as a Red Raider where he helped lead Tech to four-consecutive bowl appearances, including two trips to the Cotton Bowl. He served as a graduate assistant for Tech from 2013-15.



MARCEL YATES

Passing Game Coordinator/Secondary
2nd Season at Tech
Game Day Location: Sideline

Career Breakdown: Yates, a former defensive coordinator at both Boise State and Arizona, mentored three All-Big 12 selections in 2022, including a second-team honoree in Malik Dunlap, as Texas Tech surrendered its fewest passing yards per game since 2014. Yates arrived in Lubbock from Oregon where he was the secondary and passing game coordinator during the 2021 season. He has worked alongside defensive coordinator Tim DeRuyter each of the past three seasons at both Cal and Oregon.



A \$230 MILLION INVESTMENT

FUTURE HOME OF TEXAS TECH FOOTBALL

■ Texas Tech announced its largest investment into the Red Raider football program to date in July 2022 as the athletics department unveiled plans for a more than \$230 million facilities project to construct a new south end zone building to Jones AT&T Stadium, which will connect to the new Dustin R. Womble Football Center. The newly-constructed facilities will include over 300,000 combined square feet and blend world-class modern design and technology elements with Spanish architecture well known to Texas Tech supporters.

■ Construction crews officially began work on the project on Nov. 27, 2022, the day following Texas Tech's victory over Oklahoma to close the regular season. The first task was the removal of the historic Double T Scoreboard, the historic landmark that had rested atop the south end zone building since 1978. Construction will move solely into the south end zone area beginning in August in order to prepare for the 2023 season.

■ Texas Tech will relocate its coaches' offices to the third floor of the south end zone, which will overlook Cody Campbell Field at Jones AT&T Stadium and connect to both the Womble Football Center and the Sports Performance Center through a skybridge. Plans are for the Womble Football Center to be constructed on the same land that currently occupies the present Football Training Facility, featuring two stories in height as well as the expansion to Sixth Street to further increase the overall square footage of the facility.

■ Texas Tech will maintain its football strength and conditioning, sports medicine and equipment areas on the main level of the Womble Football Center as part of the new layout. The second floor will connect to the skybridge, housing many of the football program's meeting spaces, including individual position rooms and the Spike Dykes Team Meeting Room. This floor will also feature a revolutionary 6,000-plus square foot multi-purpose walkthrough area designed to allow for large-scale indoor team strategy implementation, instruction and technique evaluation.

■ Between the south end zone project and the Womble Football Center, the two facilities will contain space for both recruiting and players' lounges, a new player locker room, a television studio for gameday and social media content as well as a significant investment into technology through digital signage and displays.

NEW TURF, LIGHTS AMONG 2023 ADDITIONS

■ In addition to the progress already made on the south end zone and Womble Football Center, Texas Tech has two additional enhancements already completed for the 2023

season as it installed a new artificial playing surface as well as a new LED lighting system this summer. The two projects are an estimated \$2.2 million.

■ Texas Tech contracted the services of Hellas for its next playing surface, which will be its Matrix Helix® turf, the company's latest technology that has been installed recently at several NFL facilities, namely The Star in Frisco and AT&T Stadium (Dallas Cowboys), SoFi Stadium (Los Angeles Rams), Allegiant Stadium (Las Vegas Raiders) and the University of Kansas Health System Training Complex of the Kansas City Chiefs.

■ The new lighting system, meanwhile, was designed by Musco, using its Total Light Control technology. This will provide Texas Tech the ability to utilize choreographed patterns designed to music during its pregame entertainment, in-between quarters and after touchdowns. The lighting system will greatly enhance the in-game fan experience, especially under the Jones AT&T Stadium lights where the Red Raiders have traditionally boasted one of the nation's top homefield advantages.

MORE THAN \$100 MILLION IN DONATIONS

■ Director of Athletics Kirby Hocutt announced for the first time Aug. 23 that Texas Tech had reached its \$100 million milestone in fundraising for the transformative project. Despite already reaching its primary fundraising goal, Texas Tech will continue to seek philanthropic gifts to the project in order to help offset the remaining overall cost that was being funded by athletics department bonds and future revenue.

■ Fundraising for the project was boosted in October 2021 with Texas Tech University System Board of Regents member **Dustin R. Womble** provided a \$20 million lead gift that was the largest one-time gift, at the time, in athletics department history. Womble previously provided more than \$10 million to fund Texas Tech's state-of-the-art basketball practice facility that bears his name, which opened in May 2021 across from United Supermarkets Arena. He is the largest athletics donor in history.

■ Fellow Board of Regents member **Cody Campbell**, a former letterwinner for the Red Raiders under Mike Leach, followed with a \$25 million gift on Dec. 2, 2021. In recognition of the gift, Texas Tech named the Jones AT&T Stadium playing surface Cody Campbell Field in honor of the largest one-time contribution in the history of the athletics department. Campbell is a fourth-generation Red Raider who earned multiple All-Big 12 and Academic All-Big 12 honors during his playing career as an offensive lineman from 2001-04.

JONES AT&T STADIUM

STADIUM QUICK FACTS

First Game	Nov. 29, 1947
Result	Tech 14, Hardin Simmons 6
All-Time Stadium Record	273-151-6
First Game on Artificial Turf	Sept. 12, 1970
Result	Tech 21, Tulane 14
2023 Capacity	56,200
Surface (Year of Installation)	Hellas Matrix Helix (2023)
Luxury Suites	85
Club Seats	1,644
Winning Seasons	60

HOME RECORDS

Most Points in Season	367 (2005)
Fewest Points in Season	20 (1928)
Most Points (Game)	120 vs. Wayland (1925)
Most Points Since 1950	80 vs. Sam Houston St. (2005)
Most Opponent Points	70, vs. Oklahoma St. (2015)
Most Combined Points	125 (OU 66, Tech 59, 2016)
Largest Margin of Victory	120, vs. Wayland (1925)
Largest Margin of Victory (Since 1950)	77-0, vs. Lamar (2018)
Home Wins in a Season	7 (1965, 2005, 2008)
Home Losses in a Season	5 (1944*, 1950)
Longest Home Winning Streak	13 Games (1939-42)*
Longest Home Losing Streak	6 Games (1943-44)*
Average Home Attendance	58,934 (2014)
Average Home Student Attendance	11,249 (2013)

* indicates time period before Jones AT&T Stadium

LARGEST CROWDS IN HISTORY

Attend	Game	Season
61,836	Tech vs. Oklahoma State	2013
61,283	Tech vs. TCU	2015
60,997	Tech vs. Texas State	2013
60,975	Tech vs. Texas	2022
60,961	Tech vs. Texas	2014
60,901	Tech vs. Oklahoma State	2017
60,879	Tech vs. Texas	2012
60,803	Tech vs. Texas	2016
60,800	Tech vs. Oklahoma	2012
60,778	Tech vs. Central Arkansas	2014
60,705	Tech vs. Baylor	2022
60,478	Tech vs. Oklahoma	2016
60,454	Tech vs. Oklahoma	2018
60,454	Tech vs. Texas	2018
60,454	Tech vs. Texas	2010
60,454	Tech vs. Oklahoma State	2010
60,277	Tech vs. Arkansas	2014
60,097	Tech vs. Stephen F. Austin	2016
60,073	Tech vs. Sam Houston State	2015
59,260	Tech vs. Iowa State	2011
59,014	Tech vs. Oklahoma	2014
58,955	Tech vs. New Mexico	2012
58,702	Tech vs. TCU	2013
58,547	Tech vs. Arizona State	2017
58,502	Tech vs. West Virginia	2014
58,416	Tech vs. Texas A&M	2011
57,733	Tech vs. Texas A&M	2009
57,528	Tech vs. SMU	2010
57,515	Tech vs. Louisiana Tech	2016
57,367	Tech vs. Iowa State	2013
57,205	Tech vs. Oklahoma State	2011
57,045	Tech vs. Iowa State	2017

BIG 12 CONFERENCE STANDINGS

	CONF	PCT.	OVERALL	STK
Texas	6-1	.857	9-1	W4
Oklahoma State	5-2	.714	7-3	L1
Oklahoma	5-2	.714	8-2	W1
Kansas State	5-2	.714	7-3	W1
Iowa State	5-2	.714	6-4	W1
Texas Tech	4-3	.571	5-5	W2
West Virginia	4-3	.571	6-4	L1
Kansas	4-3	.571	7-3	L1
BYU	2-5	.286	5-5	L3
TCU	2-5	.286	4-6	L3
Houston	2-5	.286	4-6	L1
Baylor	2-5	.286	3-7	L3
UCF	2-5	.286	5-5	W2
Cincinnati	1-6	.143	3-7	W1

BIG 12 UPCOMING SCHEDULE

SATURDAY, NOVEMBER 18

Oklahoma at BYU [ABC/ESPN]	11 a.m.
Cincinnati at West Virginia [ESPN+]	1:30 p.m.
Baylor at TCU [ESPN+]	2:30 p.m.
Oklahoma State at Houston [ESPN2]	3 p.m.
UCF at Texas Tech [FS2]	4 p.m.
Kansas State at Kansas [FS1]	6 p.m.
Texas at Iowa State [FOX]	7 p.m.

FRIDAY, NOVEMBER 24

TCU at Oklahoma [FOX]	11 a.m.
Texas Tech at Texas [ABC]	6:30 p.m.

SATURDAY, NOVEMBER 25

West Virginia at Baylor	TBA
BYU at Oklahoma State	TBA
Houston at UCF	TBA
Kansas at Cincinnati	TBA
Iowa State at Kansas State	TBA

SATURDAY, DECEMBER 2

Dr. Pepper Big 12 Football Championship [ABC]	11 a.m.
---	---------

OPPONENT SCHEDULES/RESULTS



WYOMING COWBOYS

6-4, 3-3 MWC
Sept. 2 • 6:30 p.m. CT
Laramie, Wyo.

Date	Opponent	Time/Result
Sept. 2	Texas Tech	W, 35-33 (2OT)
Sept. 9	Portland State	W, 31-7
Sept. 16	at Texas	L, 31-10
Sept. 23	Appalachian State	W, 22-19
Sept. 30	New Mexico*	W, 35-26
Oct. 7	Fresno State*	W, 24-19
Oct. 14	at Air Force*	L, 34-27
Oct. 28	at Boise State*	L, 32-7
Nov. 3	Colorado State*	W, 24-15
Nov. 10	at UNLV*	L, 34-14
Nov. 18	Hawaii*	1 p.m.
Nov. 25	at Nevada*	8 p.m.



OREGON DUCKS

9-1, 6-1 Pac-12
Sept. 9 • 6 p.m. CT
Lubbock, Texas

Date	Opponent	Time/Result
Sept. 2	Portland State	W, 81-7
Sept. 9	at Texas Tech	W, 38-30
Sept. 16	Hawaii	W, 55-10
Sept. 23	Colorado	W, 42-6
Sept. 30	at Stanford	W, 42-6
Oct. 14	at Washington	L, 36-33
Oct. 21	Washington State	W, 38-34
Oct. 28	at Utah	W, 35-6
Nov. 4	California	W, 63-19
Nov. 11	USC	W, 36-27
Nov. 18	at Arizona State	TBA
Nov. 24	Oregon State	7:30 p.m.



TARLETON ST TEXANS

8-3, 4-2 UAC
Sept. 16 • 6 p.m. CT
Lubbock, Texas

Date	Opponent	Time/Result
Sept. 2	at McNeese	W, 52-34
Sept. 9	North Alabama	W, 52-31
Sept. 16	at Texas Tech	L, 41-3
Sept. 23	Southwest Baptist	W, 27-13
Sept. 30	at SE Louisiana	W, 14-13
Oct. 7	Southern Utah	L, 27-26
Oct. 14	at Eastern Kentucky	L, 41-35
Oct. 21	Morehead State	W, 42-0
Oct. 28	at Central Arkansas	W, 25-23
Nov. 4	Stephen F. Austin	W, 59-17
Nov. 11	at Abilene Christian	W, 31-30



WEST VIRGINIA

6-4, 4-3 Big 12
Sept. 23 • 2:30 p.m. CT
Morgantown, W.Va.

Date	Opponent	Time/Result
Sept. 2	at Penn State	L, 38-15
Sept. 9	Duquesne	W, 56-17
Sept. 16	Pitt	W, 17-6
Sept. 23	Texas Tech	W, 20-13
Sept. 30	TCU	W, 24-21
Oct. 12	at Houston	L, 41-39
Oct. 21	Oklahoma State	L, 48-34
Oct. 28	at UCF	W, 41-28
Nov. 4	BYU	W, 37-7
Nov. 11	at Oklahoma	L, 59-20
Nov. 18	Cincinnati	1:30 p.m.
Nov. 25	at Baylor	TBA



HOUSTON COUGARS

4-6, 2-5 Big 12
Sept. 30 • 2:30 p.m. CT
Lubbock, Texas

Date	Opponent	Time/Result
Sept. 2	UTSA	W, 17-14
Sept. 9	at Rice	L, 43-41 (2 OT)
Sept. 16	TCU	L, 36-10
Sept. 23	Sam Houston	W, 38-7
Sept. 30	at Texas Tech	L, 49-28
Oct. 12	West Virginia	W, 41-39
Oct. 21	Texas	L, 31-24
Oct. 28	at Kansas State	L, 41-0
Nov. 4	at Baylor	W, 25-24 (OT)
Nov. 11	Cincinnati	L, 24-14
Nov. 18	Oklahoma State	3 p.m.
Nov. 25	at UCF	TBA



BAYLOR BEARS

3-7, 2-5 Big 12
Oct. 7 • 6 p.m. CT
Waco, Texas

Date	Opponent	Time/Result
Sept. 2	Texas State	L, 42-31
Sept. 9	Utah	L, 20-13
Sept. 16	Long Island	W, 30-7
Sept. 23	Texas	L, 38-6
Sept. 30	at UCF	W, 36-35
Oct. 7	Texas Tech	L, 39-14
Oct. 21	at Cincinnati	W, 32-29
Oct. 28	Iowa State	L, 30-18
Nov. 4	Houston	L, 25-24
Nov. 11	at Kansas State	L, 59-25
Nov. 18	at TCU	2:30 p.m.
Nov. 25	West Virginia	TBA



K-STATE WILDCATS

7-3, 5-2 Big 12
Oct. 14 • 6 p.m. CT
Lubbock, Texas

Date	Opponent	Time/Result
Sept. 2	SEMO	W, 45-0
Sept. 9	Troy	W, 42-13
Sept. 16	at Missouri	L, 30-27
Sept. 23	UCF	W, 44-31
Oct. 6	at Oklahoma State	L, 29-21
Oct. 14	at Texas Tech	W, 38-21
Oct. 21	TCU	W, 41-3
Oct. 28	Houston	W, 41-0
Nov. 4	at Texas	L, 33-30 (OT)
Nov. 11	Baylor	W, 59-25
Nov. 18	at Kansas	6 p.m.
Nov. 25	Iowa State	TBA



BYU COUGARS

5-5, 2-5 Big 12
Oct. 21 • 6 p.m. CT
Provo, Utah

Date	Opponent	Time/Result
Sept. 2	Sam Houston	W, 14-0
Sept. 9	Southern Utah	W, 41-16
Sept. 16	at Arkansas	W, 38-31
Sept. 23	at Kansas	L, 38-27
Sept. 29	Cincinnati	W, 35-27
Oct. 14	at TCU	L, 44-11
Oct. 21	Texas Tech	W, 27-14
Oct. 28	at Texas	L, 35-6
Nov. 4	at West Virginia	L, 37-7
Nov. 11	Iowa State	L, 45-13
Nov. 18	Oklahoma	11 a.m.
Nov. 25	at Oklahoma State	TBA



TCU HORNED FROGS

4-6, 2-5 Big 12
Nov. 2 • 6 p.m. CT
Lubbock, Texas

Date	Opponent	Time/Result
Sept. 2	Colorado	L, 45-42
Sept. 9	Nicholls	W, 41-6
Sept. 16	at Houston	W, 36-10
Sept. 23	SMU	W, 34-17
Sept. 30	West Virginia	L, 24-21
Oct. 7	at Iowa State	L, 27-14
Oct. 14	BYU	W, 44-11
Oct. 21	at Kansas State	L, 41-3
Nov. 2	at Texas Tech	L, 35-28
Nov. 11	Texas	L, 29-26
Nov. 18	Baylor	2:30 p.m.
Nov. 24	at Oklahoma	11 a.m.



KANSAS JAYHAWKS

7-3, 4-3 Big 12
Nov. 11 • 11 a.m. CT
Lawrence, Kan.

Date	Opponent	Time/Result
Sept. 1	Missouri State	W, 48-7
Sept. 8	Illinois	W, 34-23
Sept. 16	at Nevada	W, 31-24
Sept. 23	BYU	W, 38-27
Sept. 30	at Texas	L, 40-14
Oct. 7	UCF	W, 51-22
Oct. 14	at Oklahoma State	L, 39-32
Oct. 28	Oklahoma	W, 38-33
Nov. 4	at Iowa State	W, 28-21
Nov. 11	Texas Tech	L, 16-13
Nov. 18	Kansas State	6 p.m.
Nov. 25	at Cincinnati	TBA



UCF KNIGHTS

5-5, 2-5 Big 12
Nov. 18 • 4 p.m. CT
Lubbock, Texas

Date	Opponent	Time/Result
Aug. 31	Kent State	W, 56-6
Sept. 9	at Boise State	W, 18-16
Sept. 16	Villanova	W, 48-14
Sept. 23	at Kansas State	L, 44-31
Sept. 30	Baylor	L, 36-35
Oct. 7	at Kansas	L, 51-22
Oct. 21	at Oklahoma	L, 31-29
Oct. 28	West Virginia	L, 41-28
Nov. 4	at Cincinnati	W, 28-26
Nov. 11	Oklahoma State	W, 45-3
Nov. 18	at Texas Tech	4 p.m.
Nov. 25	Houston	TBA



TEXAS LONGHORNS

9-1, 6-1 Big 12
Nov. 24 • 6:30 p.m. CT
Austin, Texas

Date	Opponent	Time/Result
Sept. 2	Rice	W, 37-10
Sept. 9	at Alabama	W, 34-24
Sept. 16	Wyoming	W, 31-10
Sept. 23	at Baylor	W, 38-6
Sept. 30	Kansas	W, 40-14
Oct. 7	vs. Oklahoma	L, 34-30
Oct. 21	at Houston	W, 31-24
Oct. 28	BYU	W, 35-6
Nov. 4	Kansas State	W, 33-30 (OT)
Nov. 11	at TCU	W, 29-26
Nov. 18	at Iowa State	7 p.m.
Nov. 24	Texas Tech	6:30 p.m.

NATIONAL RANKINGS

COLLEGE FOOTBALL PLAYOFF (Week 12/Nov. 14)

Team	Record
1. Georgia	10-0
2. Ohio State	10-0
3. Michigan	10-0
4. Florida State	10-0
5. Washington	10-0
6. Oregon	9-1
7. Texas	9-1
8. Alabama	9-1
9. Missouri	8-2
10. Louisville	9-1
11. Oregon State	8-2
12. Penn State	8-2
13. Ole Miss	8-2
14. Oklahoma	8-2
15. LSU	7-3
16. Iowa	8-2
17. Arizona	7-3
18. Tennessee	7-3
19. Notre Dame	7-3
20. North Carolina	8-2
21. Kansas State	7-3
22. Utah	7-3
23. Oklahoma State	7-3
24. Tulane	9-1
25. Kansas	7-3

THE LAST TIME TEXAS TECH WAS...

Ranked in AP Poll	Sept. 23, 2018 (No. 25)
Ranked in Coaches' Poll	Preseason 2023 (No. 24)
RV in the AP Poll	Preseason 2023 (RV)
RV in Coaches' Poll	Preseason 2023 (No. 24)

MISCELLANEOUS RECORDS:

Highest Ranking (AP):	No. 2 (Nov. 2-16, 2008)
Highest Ranking (Coaches):	No. 2 (Nov. 9-16, 2008)
Highest Final Ranking (AP):	No. 11 (1938, 1973)
Highest Final Ranking (Coaches):	No. 11 (1973)
Consecutive Weeks Ranked (AP):	20 (2004-06)
Consecutive Weeks Ranked (Coaches):	25 (2004-06)

ASSOCIATED PRESS (WEEK 12/Nov. 12)

Team	Record	Points
1. Georgia (54)	10-0	1540
2. Michigan (7)	10-0	1464
3. Ohio State (1)	10-0	1433
4. Florida State	10-0	1366
5. Washington	10-0	1322
6. Oregon	9-1	1218
7. Texas	9-1	1180
8. Alabama	9-1	1141
9. Louisville	9-1	1002
10. Oregon State	8-2	934
11. Missouri	8-2	917
12. Penn State	8-2	857
13. Ole Miss	8-2	810
14. Oklahoma	8-2	733
15. LSU	7-3	703
16. Utah	7-3	543
17. Tulane	9-1	412
18. James Madison	10-0	405
19. Arizona	7-3	387
20. Notre Dame	7-3	359
21. Tennessee	7-3	333
22. North Carolina	8-2	265
23. Kansas State	7-3	240
24. Oklahoma State	7-3	178
25. Liberty	10-0	133

RECEIVING VOTES: Iowa 111, Kansas 83, Toledo 51, Fresno State 13, USC 5, SMU 4, UNLV 4, NC State 2, Texas A&M 1, Miami (OH) 1

USA TODAY AFCA COACHES POLL (WEEK 12/Nov. 12)

Team	Record	Points
1. Georgia (58)	10-0	1591
2. Michigan (3)	10-0	1479
3. Ohio State (3)	10-0	1467
4. Florida State	10-0	1428
5. Washington	10-0	1358
6. Oregon	9-1	1256
7. Texas	9-1	1207
8. Alabama	9-1	1197
9. Louisville	9-1	1042
10. Oregon State	8-2	945
11. Missouri	8-2	937
12. Penn State	8-2	890
13. Oklahoma	8-2	817
14. Ole Miss	8-2	815
15. LSU	7-3	667
16. Utah	7-3	531
17. Tulane	9-1	434
18. Notre Dame	7-3	424
19. Tennessee	7-3	401
20. North Carolina	8-2	387
21. James Madison	10-0	343
22. Arizona	7-3	295
23. Iowa	8-2	252
24. Kansas State	7-3	216
25. Oklahoma State	7-3	145

RECEIVING VOTES: Kansas 90, Liberty 79, SMU 27, UNLV 24, Toledo 16, NC State 16, USC 7, Fresno State 6, Troy 5, Air Force 5, Memphis 1

2024-27 BIG 12 SCHEDULE MATRIX / FUTURES

2024			2025			2026			2027		
Date	Opponent	Location	Date	Opponent	Location	Date	Opponent	Location	Date	Opponent	Location
A31	Abilene Christian	Lubbock, TX	A30	Arkansas-Pine Bluff	Lubbock, TX	S5	Abilene Christian	Lubbock, TX	S4	Arkansas-Pine Bluff	Lubbock, TX
S7	at Oregon	Eugene, OR	S6	at Colorado State	Fort Collins, CO	S12	at Oregon State	Corvallis, OR	S11	at North Texas	Denton, TX
S14	North Texas	Lubbock, TX	S13	Oregon State	Lubbock, TX	S19	Colorado State	Lubbock, TX	S18	N.C. State	Lubbock, TX
	Arizona State*	Lubbock, TX		BYU*	Lubbock, TX		Arizona*	Lubbock, TX		Baylor*	Lubbock, TX
	Baylor*	Lubbock, TX		Kansas*	Lubbock, TX		Arizona State*	Lubbock, TX		Iowa State*	Lubbock, TX
	Cincinnati*	Lubbock, TX		Oklahoma State*	Lubbock, TX		Houston*	Lubbock, TX		Kansas State*	Lubbock, TX
	Colorado*	Lubbock, TX		UCF*	Lubbock, TX		TCU*	Lubbock, TX		Utah*	Lubbock, TX
	West Virginia*	Lubbock, TX		at Arizona State*	Tempe, AZ		West Virginia*	Lubbock, TX		at BYU*	Provo, UT
	at Arizona*	Tuscon, AZ		at Houston*	Houston, TX		at Baylor*	Waco, TX		at Houston*	Houston, TX
	at Iowa State*	Ames, IA		at Kansas State*	Manhattan, KS		at Cincinnati*	Cincinnati, OH		at Kansas*	Lawrence, KS
	at Oklahoma State*	Stillwater, OK		at Utah*	Salt Lake City, UT		at Colorado*	Boulder, CO		at TCU*	Fort Worth, TX
	at TCU*	Fort Worth, TX		at West Virginia*	Morgantown, WV		at Oklahoma State*	Stillwater, TX		at UCF*	Orlando, FL

* = Big 12 game

All future conference game dates are TBD



ALPHABETICAL ROSTER

NO	NAME	POS
14	Joseph Adedire	DL
58	Tanner Allen	OL
98	E'Maurion Banks	DL
9	C.J. Baskerville	DB
13	Brady Boyd	WR
97	Tony Bradford Jr.	DL
9	Jerand Bradley	WR
28	Tahj Brooks	RB
4	Jordan Brown	WR
49	Tre'Darius Brown	DL
79	Ty Buchanan	OL
38	Reese Burkhardt	K
18	Will Burns	QB
91	Blake Burris	DL
54	Kaden Carr	OL
99	Sam Carrell	DL
51	Jayden Cofield	DL
6	Myles Cole	OLB
29	Chief Collins	DB
46	Isaiah Crawford	OLB
84	D.J. Crest	WR
42	John Curry	LB
88	Baylor Cupp	TE
25	JMaury Davis	RB
39	Luke Dillingham	DB
35	Miquel Dingle Jr.	LB
22	Bryson Donnell	RB
24	Malik Dunlap	DB
33	Harvey Dyson III	OLB
8	Coy Eakin	WR
48	Gage Elder	LB
83	Jack Esparza	WR
11	Charles Esters III	OLB
60	Nick Fattig	OL
4	Nate Floyd	DB
11	Loic Fouonji	WR
99	Gino Garcia	K
48	Stone Harrington	K
82	Drew Hocutt	WR
37	Brook Honore Jr.	P
22	Maurion Horn	DB
36	Justin Horne	LB
23	Landon Hullaby	DB
95	Jaylon Hutchings	DL
75	Jacoby Jackson	OL
27	Brenden Jordan	DB
41	Ty Kana	LB
66	Matt Keeler	OL
21	Tyler King	WR
30	Jackson Knotts	LS
23	Cooper LaFebre	QB
5	Quincy Ledet Jr.	DL
43	Chris Lemons	DB
25	Chapman Lewis	DB
7	Steve Linton	OLB
64	Jurrien Loftin	OL
50	Trent Low	LB
12	Bralyn Lux	DB
68	Seth Martin	OL
20	Nehemiah Martinez I	WR
32	Tyrique Matthews	LB
47	Jacob Mauch	LS
93	Trevon McAlpine	DL
19	A.J. McCarty	DB
10	Drae McCray	WR
31	Austin McNamara	P
85	Aiden Meeks	WR
67	Dalton Merryman	OL
71	Monroe Mills	OL
77	Garrett Morphis	OL

NUMERICAL ROSTER

NO	PLAYER	POS	HT	WT	YR-EX	HOMETOWN (HIGH SCHOOL)
0	Cam'Ron Valdez	RB	5-9	205	So-1L	Rockdale, Texas (Rockdale)
0	Rayshad Williams^	DB	6-3	215	Sr-2L	Memphis, Tenn. (Whitehaven)
1	Myles Price	WR	5-10	190	Sr-3L	The Colony, Texas (The Colony)
1	Dadrion Taylor-Demerson^	DB	5-11	195	Sr-4L	Oklahoma City, Okla. (Carl Albert)
2	Behren Morton	QB	6-2	215	So-1L	Eastland, Texas (Eastland)
2	Jalon Peoples	DB	5-11	185	Fr-RS	Cedar Hill, Texas (Cedar Hill)
3	Bryce Ramirez	OLB	6-2	245	Sr-1L	Missouri City, Texas (George Ranch)
4	Jordan Brown	WR	5-11	185	Jr-1L	Dallas, Texas (DeSoto)
4	Nate Floyd	DB	6-0	190	Jr-1L	College Station, Texas (A&M Consolidated)
5	Quincy Ledet Jr.	DL	6-2	305	Sr-TR	Orange, Texas (West Orange-Stark)
6	Myles Cole^	OLB	6-6	280	Sr-1L	Shreveport, La. (Evangel Christian Academy)
6	J.J. Sparkman	WR	6-4	225	Jr-2L	Longview, Texas (Pine Tree)
7	Steve Linton	OLB	6-5	235	Sr-TR	Dublin, Ga. (Dublin)
8	Coy Eakin	WR	6-2	210	Fr-RS	Stephenville, Texas (Stephenville)
8	Jesiah Pierre	LB	6-2	240	Sr-2L	Mount Dora, Fla. (Mount Dora Christian Academy)
9	C.J. Baskerville	DB	6-3	215	Jr-TR	North Richland Hills, Texas (Richland)
9	Jerand Bradley	WR	6-5	220	So-1L	Frisco, Texas (DeSoto)
10	Drae McCray	WR	5-9	185	Jr-TR	Tallahassee, Fla. (North Florida Christian)
10	Jacob Rodriguez	LB	6-1	235	Jr-1L	Wichita Falls, Texas (Rider)
11	Charles Esters III	OLB	6-3	260	So-SQ	Cedar Hill, Texas (Cedar Hill)
11	Loic Fouonji	WR	6-4	215	Sr-3L	Midland, Texas (Lee)
12	Bralyn Lux	DB	5-11	175	Sr-TR	San Jose, Calif. (King's Academy)
12	Tyler Shough	QB	6-5	230	Sr-2L	Chandler, Ariz. (Hamilton)
13	Brady Boyd	WR	6-1	205	Jr-1L	Southlake, Texas (Southlake Carroll)
13	Ben Roberts	LB	6-3	230	Fr-RS	Haslet, Texas (Eaton)
14	Joseph Adedire	OLB	6-3	265	So-1L	Mansfield, Texas (Summit)
14	Xavier White^	WR	6-0	195	Sr-3L	Lubbock, Texas (Monterey)
15	Robert Wooten	OLB	6-3	270	Jr-1L	Stafford, Texas (Stafford)
15	Jayden York	TE	6-4	250	Jr-1L	Austin, Texas (Bowie)
16	Jaden Morris	RB	5-11	205	Fr-RS	Arlington, Texas (Lamar)
16	Macho Stevenson	DB	6-1	190	Fr-HS	Shreveport, La. (Captain Shreve)
17	Isaac Smith	OLB	6-6	260	So-1L	Wagoner, Okla. (Wagoner)
17	Jake Strong	QB	6-1	210	Fr-HS	Justin, Texas (Northwest)
18	Will Burns	QB	6-2	200	Fr-HS	Mission Viejo, Calif. (Mission Viejo)
18	Tyler Owens^	DB	6-2	210	Sr-1L	Plano, Texas (Plano East)
19	A.J. McCarty	DB	6-0	190	Jr-TR	Brownwood, Texas (Brownwood)
19	Dylan Spencer	OLB	6-5	245	Fr-HS	Orange, Texas (C.E. King)
19	Haydon Wiginton	WR	5-11	195	So-SQ	Midlothian, Texas (Heritage)
20	Nehemiah Martinez I	WR	5-9	205	Jr-2L	Lubbock, Texas (Cooper)
20	Marcus Ramon-Edwards	DB	6-3	210	Fr-HS	Lubbock, Texas (Trinity)
21	Tyler King	WR	5-9	180	Fr-RS	Houston, Texas (Alief Taylor)
21	Cameron Watts	DB	5-11	200	Sr-2L	Tulsa, Okla. (Union)
22	Bryson Donnell	RB	5-10	220	Fr-RS	Tyler, Texas (Legacy)
22	Maurion Horn	DB	5-11	180	Fr-RS	Broken Arrow, Okla. (Broken Arrow)
23	Landon Hullaby	DB	6-0	205	Fr-RS	Mansfield, Texas (Timberview)
23	Cooper LaFebre	QB	6-1	175	So-SQ	Lubbock, Texas (Cooper)
24	Malik Dunlap^	DB	6-3	220	Sr-2L	Charlotte, N.C. (Harding)
24	Anquan Willis	RB	6-0	220	Fr-HS	Wichita Falls, Texas (Rider)
25	JMaury Davis	RB	5-11	180	Fr-HS	Clarendon, Texas (Clarendon)
25	Chapman Lewis	DB	6-1	180	Fr-HS	Burleson, Texas (Burleson Centennial)
26	Sammy Morris IV	DB	6-1	205	So-SQ	Prosper, Texas (Prosper)
27	Brenden Jordan	DB	6-0	215	Fr-HS	Mansfield, Texas (Mansfield)
28	Tahj Brooks	RB	5-10	230	Sr-3L	Manor, Texas (Manor)
28	Jordan Sanford	DB	6-0	195	Fr-HS	Arlington, Texas (Mansfield Timberview)
29	Chief Collins	DB	5-11	205	So-SQ	Lucas, Texas (Lovejoy)
30	Jackson Knotts	LS	5-11	190	Jr-2L	Plant City, Fla. (Plant City)
30	Miles Thompson	DB	5-11	175	Fr-HS	Cedar Rapids, Iowa (Washington)
31	Austin McNamara^	P	6-4	210	Sr-4L	Gilbert, Ariz. (Highland)
31	Joseph Plunk	DB	5-10	180	Jr-1L	Amarillo, Texas (Tascosa)
32	Tyrique Matthews^	LB	5-11	235	Sr-4L	Houston, Texas (Eisenhower)
33	Harvey Dyson III	OLB	6-3	250	Fr-RS	Cedar Hill, Texas (Cedar Hill)
33	Matthew Young^	TE	6-1	250	Sr-1L	Las Cruces, N.M. (Oñate)
34	Bryce Robinson	LB	6-2	235	Sr-SQ	Sachse, Texas (Sachse)
35	Miquel Dingle Jr.	LB	6-2	220	Fr-HS	Charleston, S.C. (Byrnes)
36	Justin Horne	LB	6-0	220	Fr-HS	New Orleans, La. (John Curtis Christian)
37	Brook Honore Jr.	P	6-0	185	Fr-RS	Manvel, Texas (Manvel)
38	Reese Burkhardt	K	6-1	205	Jr-TR	Andalusia, Ala. (Andalusia)
38	Anthony White	DB	6-0	185	Fr-HS	Abernathy, Texas (Abernathy)
39	Luke Dillingham	DB	6-1	200	So-SQ	Brock, Texas (Brock)
39	Charles Robinson	TE	6-0	250	So-SQ	Lubbock, Texas (Coronado)



NUMERICAL ROSTER

NO	PLAYER	POS	HT	WT	YR-EX	HOMETOWN (HIGH SCHOOL)
40	Wesley Smith	LB	5-10	220	So-1L	Midland, Texas (Legacy)
41	Ty Kana	LB	6-2	230	Fr-RS	Katy, Texas (Katy)
42	John Curry	LB	6-2	220	Fr-HS	Lubbock, Texas (Coronado)
43	Chris Lemons	OLB	6-2	205	Fr-HS	Prosper, Texas (Prosper)
43	Henry Teeter*	FB	6-4	250	Sr-2L	San Angelo, Texas (Central)
45	Terrell Tilmon	OLB	6-5	230	So-TR	Mansfield, Texas (Timberview)
46	Isaiah Crawford	OLB	6-4	230	Fr-HS	Post, Texas (Post)
47	Jacob Mauch	LS	6-3	220	Sr-SQ	Covina, Calif. (South Hills)
48	Gage Elder	LB	5-11	225	So-SQ	Rockwall, Texas (Rockwall)
48	Stone Harrington	K	6-3	185	Fr-RS	Colleyville, Texas (Colleyville)
49	Tre'Darius Brown	DL	6-2	300	Fr-HS	Natchitoches, La. (Natchitoches Central)
50	Trent Low	LB	6-1	220	Jr-1L	Midland, Texas (Lee)
51	Jayden Cofield	DL	6-2	305	Fr-HS	Austin, Texas (Manor)
53	Rusty Staats	OL	6-5	320	Sr-TR	Watertown, Tenn. (Watertown)
54	Kaden Carr	OL	6-6	320	Fr-HS	Canadian, Texas (Lubbock Cooper)
56	Dennis Wilburn*	OL	6-3	325	Sr-1L	Humble, Texas (Nimitz)
58	Tanner Allen	OL	6-3	285	Fr-RS	Bryan, Texas (Bryan)
60	Nick Fattig	OL	6-4	290	Fr-HS	League City, Texas (Clear Springs)
63	Dylan Shaw	OL	6-4	310	Fr-HS	Corpus Christi, Texas (Flour Bluff)
64	Jurrien Loftin	OL	6-5	315	Fr-RS	Aledo, Texas (Aledo)
65	Sheridan Wilson	OL	6-5	300	Fr-RS	Argyle, Texas (Argyle)
66	Matt Keeler	OL	6-6	305	So-1L	Chicago, Ill. (Nazareth Academy)
67	Dalton Merryman	OL	6-9	305	So-TR	Montgomery, Texas (Montgomery)
68	Seth Martin	OL	6-3	300	Fr-RS	Fort Worth, Texas (Everman)
69	Caleb Rodkey	OL	6-4	315	So-SQ	Missouri City, Texas (Ridge Point)
70	Cole Spencer*	OL	6-4	300	Sr-RS	Louisville, Ky. (Trinity)
71	Monroe Mills	OL	6-6	315	Jr-1L	Columbia, Mo. (Father Tolton)
72	Landon Peterson	OL	6-6	300	Sr-3L	Odessa, Texas (Permian)
74	Daniel Sill	OL	6-5	305	Fr-HS	College Station, Texas (A&M Consolidated)
75	Jacoby Jackson	OL	6-6	320	So-1L	Arlington, Texas (Mansfield Summit)
76	Caleb Rogers	OL	6-5	310	Sr-3L	Mansfield, Texas (Lake Ridge)
77	Garrett Morphis	OL	6-4	310	Fr-HS	Monticello, Ark. (Waco Midway - TX)
79	Ty Buchanan	OL	6-6	310	So-1L	Corpus Christi, Texas (Calallen)
80	Mason Tharp	TE	6-9	270	Jr-2L	Klein, Texas (Klein)
82	Drew Hocutt	WR	6-0	190	Jr-1L	Lubbock, Texas (Frenship)
83	Jack Esparza	TE	6-4	240	Fr-RS	Austin, Texas (St. Michael's Catholic)
84	D.J. Crest	WR	6-3	195	Fr-HS	El Paso, Texas (Parkland)
85	Aiden Meeks	WR	5-10	175	Fr-HS	Rockwall, Texas (Rockwall)
86	T.J. West	WR	6-1	195	Fr-HS	Houston, Texas (Humble)
87	Kelby Valsin	WR	6-1	195	Fr-HS	Arlington, Texas (Bowie)
88	Baylor Cupp	TE	6-6	260	Sr-1L	Brock, Texas (Brock)
90	Ansel Nedore	OLB	6-3	275	Fr-HS	Round Rock, Texas (Round Rock)
91	Blake Burris	DL	6-5	300	So-1L	Irving, Texas (Parish Episcopal)
93	Trevon McAlpine	DL	6-3	300	Fr-RS	Saratland, Ala. (Saratland)
94	Braylon Rigsby	DL	6-2	295	Fr-HS	Woodville, Texas (Woodville)
95	Jaylon Hutchings*	DL	6-0	305	Sr-4L	Forney, Texas (Forney)
96	Amier Washington	DL	6-2	275	Fr-HS	Orange, Texas (Little Cypress-Mauriceville)
97	Tony Bradford Jr.*	DL	6-1	300	Sr-4L	Houston, Texas (North Shore)
98	E'Maurion Banks	DL	6-5	300	So-SQ	Wichita Falls, Texas (Rider)
99	Sam Carrell	OLB	6-4	270	So-SQ	Albuquerque, N.M. (Sandia)
99	Gino Garcia	K	6-2	215	Sr-RS	Richardson, Texas (Pearce)

ROSTER KEY
* represents Super Senior in final year of eligibility

PRONUNCIATION GUIDE

Joseph Adedire	A-day-der-ray	Jacob Mauch	Mawke
E'Maurion Banks	e-mar-e-on	Behren Morton	Bear-en
Jerand Bradley	Jer-on	Trevon McAlpine	Trey-vonn
Tahj Brooks	Taj	Ansel Nedore	Na-door-e
Miquel Dingle Jr.	My-kel	Jesiah Pierre	Jah-sigh-ah
Bryson Donnell	Don-elle	Tyler Shough	Shuck
Coy Eakin	Achen (rhymes with bacon)	Dadrión Taylor-Demerson	Day-dree-un
Nick Fattig	Fat-ehg	Rayshad Williams	Ray-shad
Loic Fouonji	Low-ick Fun-G		
Brooke Honore'	On-o-Ray		
Maurion Horn	Mare-E-on Horn		
Ty Kana	Con-ya		
Matt Keeler	Key-ler		

ALPHABETICAL ROSTER

NO	NAME	POS
16	Jaden Morris	QB
26	Sammy Morris IV	DB
2	Behren Morton	QB
90	Ansel Nedore	DL
18	Tyler Owens	DB
2	Jalon Peoples	DB
72	Landon Peterson	OL
8	Jesiah Pierre	LB
31	Joseph Plunk	DB
1	Myles Price	WR
3	Bryce Ramirez	OLB
20	Marcus Ramon-Edwards	DB
94	Braylon Rigsby	DL
13	Ben Roberts	LB
34	Bryce Robinson	LB
39	Charles Robinson	TE
69	Caleb Rodkey	OL
10	Jacob Rodriguez	LB
76	Caleb Rogers	OL
28	Jordan Sanford	DB
63	Dylan Shaw	OL
12	Tyler Shough	QB
74	Daniel Sill	OL
17	Isaac Smith	OLB
40	Wesley Smith	LB
6	J.J. Sparkman	WR
70	Cole Spencer	OL
19	Dylan Spencer	OLB
53	Rusty Staats	OL
16	Marquez Stevenson	DB
17	Jake Strong	QB
1	Dadrión Taylor-Demerson	DB
43	Henry Teeter	FB
80	Mason Tharp	TE
30	Miles Thompson	DB
45	Terrell Tilmon	OLB
0	Cam'Ron Valdez	RB
87	Kelby Valsin	WR
96	Amier Washington	DL
21	Cameron Watts	DB
86	T.J. West	WR
38	Anthony White	DB
14	Xavier White	WR
19	Haydon Wiginton	WR
56	Dennis Wilburn	OL
0	Rayshad Williams	DB
24	Anquan Willis	RB
65	Sheridan Wilson	OL
15	Robert Wooten	OLB
15	Jayden York	TE
33	Matthew Young	TE

OFFENSIVE ROSTER BREAKDOWN

RETURNING/LOST

STARTERS RETURNING (10)

QB	Tyler Shough
RB	Tahj Brooks
WR	Jerand Bradley
WR	Myles Price
WR	Xavier White
TE	Mason Tharp
OL	Monroe Mills
OL	Landon Peterson
OL	Caleb Rogers
OL	Dennis Wilburn

OTHER RETURNERS WITH STARTING EXPERIENCE (10)

QB	Behren Morton
OL	Ty Buchanan
OL	Jacoby Jackson
OL	Matt Keeler
WR	Brady Boyd
WR	Loic Fouonji
WR	Nehemiah Martinez I
WR	J.J. Sparkman
TE	Baylor Cupp
TE	Henry Teeter

LETTERWINNERS RETURNING (24)

QB	Behren Morton
QB	Tyler Shough
RB	Tahj Brooks
RB	Cam'Ron Valdez
OL	Ty Buchanan
OL	Jacoby Jackson
OL	Matt Keeler
OL	Monroe Mills
OL	Landon Peterson
OL	Caleb Rogers
OL	Dennis Wilburn
WR	Brady Boyd
WR	Jerand Bradley
WR	Jordan Brown
WR	Loic Fouonji
WR	Drew Hocutt
WR	Nehemiah Martinez I
WR	Myles Price
WR	J.J. Sparkman
WR	Xavier White
TE	Baylor Cupp
TE	Henry Teeter
TE	Mason Tharp
TE	Jayden York

STARTERS LOST (1)

OL	Weston Wright
----	---------------

LETTERWINNERS LOST (5)

QB	Donovan Smith
RB	SaRodorick Thompson
OL	Ethan Carde
OL	Weston Wright
WR	Trey Cleveland III

SPECIALISTS RETURNING (2)

LS	Jackson Knotts
P	Austin McNamara

SPECIALISTS LOST (1)

K	Trey Wolff
---	------------

QUARTERBACKS

2	Behren Morton	6-2	215	So-1L	Eastland, Texas (Eastland)
12	Tyler Shough	6-5	230	Sr-2L	Chandler, Ariz. (Hamilton)
17	Jake Strong	6-1	210	Fr-HS	Justin, Texas (Northwest)
18	Will Burns	6-2	200	Fr-HS	Mission Viejo, Calif. (Mission Viejo)
23	Cooper LaFebre	6-1	175	So-SQ	Lubbock, Texas (Cooper)

RUNNING BACKS

0	Cam'Ron Valdez	5-9	205	So-1L	Rockdale, Texas (Rockdale)
16	Jaden Morris	5-11	205	Fr-RS	Arlington, Texas (Lamar)
22	Bryson Donnell	5-10	220	Fr-RS	Tyler, Texas (Legacy)
24	Anquan Willis	6-0	220	Fr-HS	Wichita Falls, Texas (Rider)
25	JMaury Davis	5-11	180	Fr-HS	Clarendon, Texas (Clarendon)
28	Tahj Brooks	5-10	230	Sr-3L	Manor, Texas (Manor)

TIGHT ENDS

15	Jayden York	6-4	250	Jr-1L	Austin, Texas (Bowie)
33	Matthew Young^	6-1	250	Sr-1L	Las Cruces, N.M. (Oñate)
39	Charles Robinson	6-0	250	So-SQ	Lubbock, Texas (Coronado)
43	Henry Teeter^	6-4	250	Sr-2L	San Angelo, Texas (Central)
80	Mason Tharp	6-9	270	Jr-2L	Klein, Texas (Klein)
83	Jack Esparza	6-4	240	Fr-RS	Austin, Texas (St. Michael's Catholic)
88	Baylor Cupp	6-6	260	Sr-1L	Brock, Texas (Brock)

WIDE RECEIVERS

1	Myles Price	5-10	190	Sr-3L	The Colony, Texas (The Colony)
4	Jordan Brown	5-11	185	Jr-1L	Dallas, Texas (DeSoto)
6	J.J. Sparkman	6-4	225	Jr-2L	Longview, Texas (Pine Tree)
8	Coy Eakin	6-2	210	Fr-RS	Stephenville, Texas (Stephenville)
9	Jerand Bradley	6-5	220	So-1L	Frisco, Texas (DeSoto)
10	Drae McCray	5-9	185	Jr-TR	Tallahassee, Fla. (North Florida Christian)
11	Loic Fouonji	6-4	215	Sr-3L	Midland, Texas (Lee)
13	Brady Boyd	6-1	205	Jr-1L	Southlake, Texas (Southlake Carroll)
14	Xavier White^	6-0	195	Sr-3L	Lubbock, Texas (Monterey)
19	Haydon Wiginton	5-11	195	So-SQ	Midlothian, Texas (Heritage)
20	Nehemiah Martinez I	5-9	205	Jr-2L	Lubbock, Texas (Cooper)
21	Tyler King	5-9	180	Fr-RS	Houston, Texas (Alief Taylor)
82	Drew Hocutt	6-0	190	Jr-1L	Lubbock, Texas (Frenship)
84	D.J. Crest	6-3	195	Fr-HS	El Paso, Texas (Parkland)
85	Aiden Meeks	5-10	175	Fr-HS	Rockwall, Texas (Rockwall)
86	T.J. West	6-1	195	Fr-HS	Houston, Texas (Humble)
87	Kelby Valsin	6-1	195	Fr-HS	Arlington, Texas (Bowie)

OFFENSIVE LINE

53	Rusty Staats	6-5	320	Sr-TR	Watertown, Tenn. (Watertown)
54	Kaden Carr	6-6	320	Fr-HS	Canadian, Texas (Lubbock Cooper)
56	Dennis Wilburn^	6-3	325	Sr-1L	Humble, Texas (Nimitz)
60	Nick Fattig	6-4	290	Fr-HS	League City, Texas (Clear Springs)
63	Dylan Shaw	6-4	310	Fr-HS	Corpus Christi, Texas (Flour Bluff)
64	Jurrien Loftin	6-5	315	Fr-RS	Aledo, Texas (Aledo)
65	Sheridan Wilson	6-5	300	Fr-RS	Argyle, Texas (Argyle)
66	Matt Keeler	6-6	305	So-1L	Chicago, Ill. (Nazareth Academy)
67	Dalton Merryman	6-9	305	So-TR	Montgomery, Texas (Mongomery)
68	Seth Martin	6-3	300	Fr-RS	Fort Worth, Texas (Everman)
69	Caleb Rodkey	6-4	315	So-SQ	Missouri City, Texas (Ridge Point)
70	Cole Spencer^	6-4	300	Sr-RS	Louisville, Ky. (Trinity)
71	Monroe Mills	6-6	315	Jr-1L	Columbia, Mo. (Father Tolton)
72	Landon Peterson	6-6	300	Sr-3L	Odessa, Texas (Permian)
74	Daniel Sill	6-5	305	Fr-HS	College Station, Texas (A&M Consolidated)
75	Jacoby Jackson	6-6	320	So-1L	Arlington, Texas (Mansfield Summit)
76	Caleb Rogers	6-5	310	Sr-3L	Mansfield, Texas (Lake Ridge)
77	Garrett Morphis	6-4	310	Fr-HS	Monticello, Ark. (Waco Midway - TX)
79	Ty Buchanan	6-6	310	So-1L	Corpus Christi, Texas (Calallen)

SPECIALISTS

30	Jackson Knotts	5-11	190	Jr-2L	Plant City, Fla. (Plant City)
31	Austin McNamara^	6-4	210	Sr-4L	Gilbert, Ariz. (Highland)
37	Brook Honore Jr.	6-0	185	Fr-RS	Manvel, Texas (Manvel)
38	Reese Burkhardt	6-1	205	Jr-TR	Andalusia, Ala. (Andalusia)
47	Jacob Mauch	6-3	220	Sr-SQ	Covina, Calif. (South Hills)
48	Stone Harrington	6-3	185	Fr-RS	Colleyville, Texas (Colleyville)
99	Gino Garcia	6-2	215	Sr-RS	Richardson, Texas (Pearce)



DEFENSIVE ROSTER BREAKDOWN

DEFENSIVE LINE

5	Quincy Ledet Jr.	6-2	305	Sr-TR	Orange, Texas (West Orange-Stark)
15	Robert Wooten	6-3	270	Jr-1L	Stafford, Texas (Stafford)
47	Tanner Allen	6-3	285	Fr-RS	Bryan, Texas (Bryan)
49	Tre'Darius Brown	6-2	300	Fr-HS	Natchitoches, La. (Natchitoches Central)
51	Jayden Cofield	6-2	305	Fr-HS	Austin, Texas (Manor)
91	Blake Burris	6-5	300	So-1L	Irving, Texas (Parish Episcopal)
93	Trevon McAlpine	6-3	300	Fr-RS	Saraland, Ala. (Saraland)
94	Braylon Rigsby	6-2	295	Fr-HS	Woodville, Texas (Woodville)
95	Jaylon Hutchings [*]	6-0	305	Sr-4L	Forney, Texas (Forney)
96	Amier Washington	6-2	275	Fr-HS	Orange, Texas (Little Cypress-Mauriceville)
97	Tony Bradford Jr. [*]	6-1	300	Sr-4L	Houston, Texas (North Shore)
98	E'Maurion Banks	6-5	305	So-SQ	Wichita Falls, Texas (Rider)

OUTSIDE LINEBACKERS

3	Bryce Ramirez	6-2	245	Sr-1L	Missouri City, Texas (George Ranch)
6	Myles Cole [*]	6-6	280	Sr-1L	Shreveport, La. (Evangel Christian Academy)
7	Steve Linton	6-5	235	Sr-TR	Dublin, Ga. (Dublin)
11	Charles Esters III	6-3	260	So-SQ	Cedar Hill, Texas (Cedar Hill)
14	Joseph Adedire	6-3	265	So-1L	Mansfield, Texas (Summit)
17	Isaac Smith	6-6	260	So-1L	Wagoner, Okla. (Wagoner)
19	Dylan Spencer	6-5	245	Fr-HS	Orange, Texas (C.E. King)
33	Harvey Dyson III	6-3	250	Fr-RS	Cedar Hill, Texas (Cedar Hill)
43	Chris Lemons	6-2	205	Fr-HS	Prosper, Texas (Prosper)
45	Terrell Tilmon	6-5	230	So-TR	Mansfield, Texas (Timberview)
46	Isaiah Crawford	6-4	230	Fr-HS	Post, Texas (Post)
90	Ansel Nedore	6-3	275	Fr-HS	Round Rock, Texas (Round Rock)
99	Sam Carrell	6-4	270	So-SQ	Albuquerque, N.M. (Sandia)

INSIDE LINEBACKERS

8	Jesiah Pierre	6-2	240	Sr-2L	Mount Dora, Fla. (Christian Academy)
10	Jacob Rodriguez	6-1	235	Jr-1L	Wichita Falls, Texas (Rider)
13	Ben Roberts	6-3	230	Fr-RS	Haslet, Texas (Eaton)
32	Tyrique Matthews [*]	5-11	235	Sr-4L	Houston, Texas (Eisenhower)
34	Bryce Robinson	6-2	235	Sr-SQ	Sachse, Texas (Sachse)
35	Miquel Dingle Jr.	6-2	220	Fr-HS	Charleston, S.C. (Byrnes)
36	Justin Horne	6-0	220	Fr-HS	New Orleans, La. (John Curtis Christian)
40	Wesley Smith	5-10	220	So-1L	Midland, Texas (Legacy)
41	Ty Kana	6-2	230	Fr-RS	Katy, Texas (Katy)
42	John Curry	6-2	220	Fr-HS	Lubbock, Texas (Coronado)
48	Gage Elder	5-11	225	So-SQ	Rockwall, Texas (Rockwall)
50	Trent Low	6-1	220	Jr-1L	Midland, Texas (Lee)

DEFENSIVE BACKS

0	Rayshad Williams [*]	6-3	215	Sr-2L	Memphis, Tenn. (Whitehaven)
1	Dadrión Taylor-Demerson [*]	5-11	195	Sr-4L	Oklahoma City, Okla. (Carl Albert)
2	Jalon Peoples	5-11	185	Fr-RS	Cedar Hill, Texas (Cedar Hill)
4	Nate Floyd	6-0	190	Jr-1L	College Station, Texas (A&M Consolidated)
9	C.J. Baskerville	6-3	215	Jr-TR	North Richland Hills, Texas (Richland)
12	Bralyn Lux	5-11	175	Sr-TR	San Jose, Calif. (King's Academy)
16	Macho Stevenson	6-1	190	Fr-HS	Shreveport, La. (Captain Shreve)
18	Tyler Owens [*]	6-2	210	Sr-1L	Plano, Texas (Plano East)
19	A.J. McCarty	6-0	190	Jr-TR	Brownwood, Texas (Brownwood)
20	Marcus Ramon-Edwards	6-3	210	Fr-HS	Lubbock, Texas (Trinity)
21	Cameron Watts	5-11	200	Sr-2L	Tulsa, Okla. (Union)
22	Maurion Horn	5-11	180	Fr-RS	Broken Arrow, Okla. (Broken Arrow)
23	Landon Hullaby	6-0	205	Fr-RS	Mansfield, Texas (Timberview)
24	Malik Dunlap [*]	6-3	220	Sr-2L	Charlotte, N.C. (Harding)
25	Chapman Lewis	6-1	180	Fr-HS	Burleson, Texas (Burleson Centennial)
26	Sammy Morris IV	6-1	205	So-SQ	Prosper, Texas (Prosper)
27	Brenden Jordan	6-0	215	Fr-HS	Mansfield, Texas (Mansfield)
28	Jordan Sanford	6-0	195	Fr-HS	Arlington, Texas (Mansfield Timberview)
29	Chief Collins	5-11	200	So-SQ	Lucas, Texas (Lovejoy)
30	Miles Thompson	5-11	175	Fr-HS	Cedar Rapids, Iowa (Washington)
31	Joseph Plunk	5-10	180	Jr-1L	Amarillo, Texas (Tascosa)
38	Anthony White	6-0	185	Fr-HS	Abernathy, Texas (Abernathy)
39	Luke Dillingham	6-1	200	Jr-SQ	Brock, Texas (Brock)

RETURNING/LOST

STARTERS RETURNING (6)

DL	Tony Bradford Jr.
DL	Jaylon Hutchings
LB	Jesiah Pierre
DB	Malik Dunlap
DB	Dadrión Taylor-Demerson
DB	Rayshad Williams

RETURNERS WITH STARTING EXPERIENCE (6)

DL	Robert Wooten
OLB	Joseph Adedire
OLB	Myles Cole
OLB	Bryce Ramirez
OLB	Isaac Smith
DB	Tyler Owens

LETTERWINNERS RETURNING (17)

DL	Tony Bradford Jr.
DL	Blake Burris
DL	Jaylon Hutchings
DL	Robert Wooten
OLB	Joseph Adedire
OLB	Myles Cole
OLB	Bryce Ramirez
OLB	Isaac Smith
LB	Trent Low
LB	Tyrique Matthews
LB	Jesiah Pierre
LB	Jacob Rodriguez
DB	Malik Dunlap
DB	Tyler Owens
DB	Joseph Plunk
DB	Dadrión Taylor-Demerson
DB	Rayshad Williams

STARTERS LOST (5)

OLB	Tyree Wilson
LB	Kosi Eldridge
LB	Krishon Merriweather
DB	Marquis Waters
DB	Reggie Pearson Jr.

LETTERWINNERS LOST (13)

DL	Phillip Blidi
DL	Vidal Scott Jr.
OLB	Tyree Wilson
LB	Jackson Baggett
LB	Patrick Curley
LB	Kosi Eldridge
LB	Krishon Merriweather
LB	Dimitri Moore
DB	Keyon Blankenbaker
DB	Adrian Frye
DB	Kobee Minor
DB	Marquis Waters
DB	Reggie Pearson Jr.

OFFENSIVE DEPTH CHART: NOTES

LEFT TACKLE

71 MONROE MILLS

Jr. | 6-6 | 315

• Joined TTU spring '22 after first two years at Oklahoma St. Shifted to LT in '23 after starting 10 games for Tech at RT last year. Suffered injury prior to '22 WVU game, which led to playing 10 of 13 games. Earned bachelor's summer 2023; used break built into fall camp schedule to walk stage on Aug. 5.

79 TY BUCHANAN

So. | 6-6 | 310

• Tech's primary backup for both tackle positions majority of '22 season. Arrived summer of '22; transferred from USC after one redshirt season. Injured in 1st career start (at TCU, 11/5); missed remainder of year. A consensus top-100 state recruit coming out of Corpus Christi Calallen.

WIDE RECEIVER (Z)

9 JERAND BRADLEY

So. | 6-5 | 220

• Preseason All-Big 12 WR ... in '22, was just the 6th freshman since 1972 to lead the team in rec. yards (744) - also led team in rec. (51) and rec. TDs (6) in only nine starts. Named a 2nd Team Freshman All-American by The Athletic. Tallied over 3,000 yards receiving in his three HS seasons (Texas-6A).

6 J.J. SPARKMAN

Jr. | 6-4 | 225

• In '21, had knack for national attention, featured on "You Got Moss'd" on ESPN twice (at OU/ vs. Miss St.). This season praised for being a great run/pass blocker. East Texas native, son of an oil-field worker and a nurse, the oldest of three — fishing enthusiast — frequented Lake Fork back home.

LEFT GUARD

75 JACOBY JACKSON

So. | 6-6 | 320

• Was Tech's 6th-man for OL in '22 and appears so in '23; started at RG in wk-2 for an inj. Wilburn and filled in for an inj. Spencer over the prev. five games. Plugged in at LG for 1st-ever start at NC St.; started final five gms at RG in '22 for Peterson's inj. Both father, Cedric, and uncle, Byron, played in the NFL.

70 COLE SPENCER

Sr. | 6-4 | 300

• Added to Tech roster in '22 as a six-year, 44-game starter from WKU to add exp. to the 2022 OL; now a 7th-year senior that will bolster the 2023 OL after a medical RS year (knee/back). Playing guard for first time having played tackle entire football career. Enjoys grilling BBQ. Owns two master's degrees.

WIDE RECEIVER (H)

10 DRAE MCCRAY

Jr. | 5-9 | 185

• Comes to Texas Tech as an FCS All-American from Austin Peay - the same program tight ends coach Josh Cochran joined the Red Raiders from the year before. Can play inside and outside for TTU. Finished Austin Peay career w/ a 12-catch 92-yard outing at Alabama on Nov. 19, 2022.

13 BRADY BOYD

Jr. | 6-1 | 205

• Second-year Red Raider that transferred from Minnesota; welcomed by a familiar face in Joey McGuire; McGuire and Kris Boyd, Brady's father coached together at Cedar Hill HS. Played in nine games at Minnesota before joining Tech; made first career start in '22 in Red Raiders' Nov. 26 win vs. Oklahoma.

CENTER

56 DENNIS WILBURN

Sr. | 6-3 | 325

• Arrived at Tech as a walk-on in '22 after four years split between FCS & JuCo. Earned starting center spot in '22 - never played C before - and started all 13 games at C; shifted to natural G position in '23; shifted back to C for TCU contest to due Staats' arm injury. Earned B.A. first in family to be a college grad.

65 SHERIDAN WILSON

R-Fr. | 6-5 | 300

• Comes from a strong lineage of football players. His father Jon Wilson, a four-year starter for Auburn from 1988-92, and his older brother, Preston Wilson, is currently a senior at Oklahoma State and its starting center. Won Class 4A Division I state title junior season.

WIDE RECEIVER (Y)

1 MYLES PRICE

Sr. | 5-10 | 190

• Has averaged at least 3.0 rec/gm each year since 2020 true freshman season. One of 15 FBS players to record at least 13 catches in a game in '22, which was a career-high in Tech's win over Texas on Sept. 24, 2022. One of the smallest players on the team, but known for being the loudest personality.

14 XAVIER WHITE

Sr. | 6-0 | 195

• From WR in 2019, to running back in 2020 & 2021, White returned to WR in 2022 and will be slotted as such again in '23. He entered '23 as the team leader in career all-purpose yards (2,067). Local Lubbock product that went to HS less than five miles away from Jones AT&T Stadium.

RIGHT GUARD

53 RUSTY STAATS

Sr. | 6-5 | 320

• First-year Red Raider who reconnected with coaches Kittley and Hamby, and former teammate Spencer from 5-year WKU career. Started 27 games over previous two seasons. Committed to Navy out of high school; hometown of Watertown, Tenn. is population 1,553; Class 2A HS football.

72 LANDON PETERSON

Sr. | 6-6 | 300

• Earned starting nod out of '22 camp. Started first 8 games at RG before season-ending injury. Played soccer (goalie) before football, dad was head men's soccer coach at UT Permian Basin for 22 years, began football as HS freshman. Was a kicker as Fr. deep snapper as So. and moved to OL as a junior.

WIDE RECEIVER (X)

8 COY EAKIN

R-Fr. | 6-2 | 210

• Led the nation with 2,140 receiving yards in HS senior season as he helped his team go 16-0 and win the 2021 Class 4A D-I state title. Started true freshman season on Tech's 2-deep. Suffered injuries each of the last two seasons in fall camp delaying starts to his years. Held three Power Five (Tech, TCU, Washington State) offers.

4 JORDAN BROWN

Jr. | 5-11 | 185

• A second-year Red Raider after joining team in '22 following two years at Kansas. Emerged as a kick return threat late in the '22 season after recovering from a preseason injury. Had a solid '23 fall camp that has propelled him to increased offensive snaps. Added 10 lbs. to frame this past offseason.

RIGHT TACKLE

76 CALEB ROGERS

Sr. | 6-5 | 310

• With 39 career starts at Tech, is the most experienced player in Red Raiders' offense. Returns to RT in '23 after playing LT in '22. Has experience at RT, starting 13/13 games in '21. Owned three starts at LT to close 2020, which attributes to his 39-game starts streak. Once recruited to Baylor by Joey McGuire.

66 MATT KEELER

So. | 6-6 | 305

• Saw two starts at RT in '22 - the first coming versus West Virginia. Two days prior to playing WVU, learned he would be starting his first FBS game. Broken wrist in HS narrowed options; FBS offers started while at Coffeyville CC, including Arizona St., Miss St., Va Tech, Mich St. & Illinois.

TIGHT END

80 MASON THARP

Jr. | 6-9 | 270

• Added 10 lbs. to his 6-9 frame in each of the last two offseasons. Behren Morton, roommate, aided recruitment of Tharp, dating back to his junior day. Caught Morton's 1st career TD pass. Wears 3X-size gloves for hands that measure 10.5 inches. Credited w/ 412 off. snaps in '22 by PFF; led TTU for TEs despite missing 3 games.

88 BAYLOR CUPP

Sr. | 6-6 | 260

• Second-year transfer from Texas A&M. Out of HS, was ranked the top tight end and the No. 2 recruit in the state by 247Sports. Played in 10 games over three years (2019-21) while battling injuries at A&M. Started 6 of last 7 games of '22 season; caught game-deciding TD at Iowa State in 4th Qtr. that clinched bowl eligibility for Tech.

QUARTERBACK

2 BEHREN MORTON

So. | 6-2 | 215

• Back in the mix as the starter for the second season in a row to spell on an injured Tyler Shough. Displayed potential in four starts during 2022 redshirt freshman season that made him highest-rated QB signee in program history. Starting debut came on the road Oct. 8, 2022 at No. 7 Okla. State - answered by becoming fourth freshman since 1999 to have 300-yard passing game in first career start. Part of a TTU offense that became second FBS program since 1996 to have three different QBs throw for at least 1,000 yards in a season. Totaled more than 8,800 passing yards and 84 touchdowns in three seasons at Eastland High School. He was a consensus four-star prospect, ranking sixth nationally among pro-style quarterbacks. He grew up in Lubbock for part of his youth as his father was the head football coach at Monterey HS in Lubbock for 11 years.

17 JAKE STRONG

Fr. | 6-1 | 210

• True freshman. One of the top quarterback prospects in the state of Texas ... set Northwest High School records for career passing yards (6,688), passing touchdowns (82), total yards (8,284) and total touchdowns (100) during his career -- a 5A program located in Justin, Texas - approx. 30 min. north of Fort Worth. Was a three-year starter, however, was called up to the varsity team seven weeks into his freshman season and saw significant snaps. As a sophomore, became the full-time starter and led an offense that averaged 458 yards per game and scored more than 50 points in five games. Strong won District 3-5A-I Newcomer of the Year. Zach Kittley offered Strong his first FBS scholarship when he held the same position at Western Kentucky. He again offered once on the Tech coaching staff and Strong committed two days later making head coach Joey McGuire's first quarterback commitment. Rated a four-star prospect by ESPN and a three-star recruit by 247Sports, Rivals and ON3.com. Joined the Red Raiders spring 2023 and went through spring practices.

RUNNING BACK

28 TAHJ BROOKS

Sr. | 5-10 | 230

• At current pace, he would become the first Red Raider since Baron Batch in 2010 to lead the team in rushing over three-consecutive seasons. Brooks and SaRodrick Thompson Jr. formed one of the top 1-2 running back combos in football over the previous three seasons in Lubbock, but since Thompson moved on to the NFL, the bulk of the workload is with Brooks, alongside sophomore Cam'Ron Valdez in 2023. In game No. 7 of the 2023 season, Brooks surpassed his 2022 single season best rushing total mark of 691 yards as he entered the game with 688, breezing past it with 98 rushing yards to set a new single season career-high. Brooks led the Red Raiders with 691 yards in 2022 and 568 yards in 2021 and is now making a dent into the Red Raiders' all-time Top 10 for career rushing yards. From Austin area Manor HS where he registered three seasons of at least 1,000 yards rushing. Brooks held his first youth camp in June at Manor High School; a free event that had more than 200 kids attend his camp on Father's Day, June 18. An endzone celebration pointing to his wrist to open the 2021 season versus Houston at NRG Stadium, has grown into the staple celebration "Brooks Time."

0 CAM'RON VALDEZ

So. | 5-9 | 205

• Sideline last season, the 4-star Rivals prospect displayed his potential late in the 2022 season. Not only was Valdez slotted behind one of the top 1-2 punches between SaRodrick Thompson Jr. and Tahj Brooks last season, he suffered a leg injury during the 2022 preseason that kept him out of the first eight games of the season. Made his season debut at TCU on Nov. 5, receiving three carries late totaling 71 yards as burst for 38 on one of the three runs. Cousins with Red Raider great Le'Raven Clark who was selected in the third round of the 2016 NFL Draft by Indianapolis Colts; entering eighth NFL season in '23 playing for the Philadelphia Eagles.

DEFENSIVE DEPTH CHART: NOTES

TACKLE

95 JAYLON HUTCHINGS

Sr. | 6-0 | 305

- Has started 56 consecutive games for the Red Raiders, the nation's second longest active streak. Teammates call him J-Boog. A force who was once a H.S. RB, now owns a 500-lb. bench, a 700-lb. squat & clocked at 18mph. 2nd-highest graded returning DT in Big 12 by PFF.

5 QUINCY LEDET JR.

Sr. | 6-2 | 305

- A newcomer but with strong ties to TTU program. Joins Red Raiders as second transfer from UL-Monroe in as many years, teaming up with Myles Cole. Played HS football at same HS that TTU GM James Blanchard did during his playing days - both from Orange. Has two years eligibility remaining.

WILL

3 BRYCE RAMIREZ

Sr. | 6-6 | 260

- On the watch list for '23 Comeback POY, suffered a compound leg fracture in first career start at NC State (9/17/22). Surprised with a scholarship prior to the 2021 season getting underway. After first two seasons on scout team (2019-20), inserted into each of the final seven games of the 2021 season, special teams.

10 JACOB RODRIGUEZ

Jr. | 6-1 | 235

- A HS QB that spent first collegiate season at U of Virginia in '21 as a QB, blossomed into a productive Tech linebacker in '22. Passed for more than 7,000 yards and ran for more than 3,000 yards in three HS seasons. Played in 12/13 games in '22 posting 29 TKLs, 3 TFLs and 1 FF. Missed most '23 season after injury at Wyoming.

STAR

18 TYLER OWENS

Sr. | 6-2 | 210

- A former five-star safety that transferred to Tech with two years eligibility prior to '22 season from Texas. Vertical-jumped over 40 inches this past offseason; clocked running at more than 23mph in a game. Closed '22 season w/ career-high six tackles to go along with an INT and a forced fumble in the Texas Bowl win versus Ole Miss.

27 BRENDEN JORDAN

Fr. | 6-0 | 115

- A 247Sports 4-star recruit that attended Mansfield HS in the DFW metroplex. Member of ESPN300 at No. 224 overall nationally and regarded as the No. 13 safety nationally by ESPN. Started on varsity as a freshman. Saints are favorite NFL team. Nickname is B.J.; favorite restaurant is B.J.'s

NOSE

97 TONY BRADFORD JR.

Sr. | 6-1 | 300

- A staple on the D-Line since 2019 (52 GP/35 GS). Referred to by Joey McGuire as "the mayor of Lubbock" because of his personality and community service. Intern with the Texas Tech Police Department since the spring of 2020. Named to 2022 AFCA Good Works Team; honored Dec. 31, 2022 at the Sugar Bowl.

98 E'MAURION BANKS

So. | 6-5 | 305

- Credited by HC McGuire as one of TTU's most improved players late in the '22 season; manufactured Texas Bowl practices into seeing most significant action as a Red Raider in the bowl game. Was state top-100 recruit out of Rider HS in Wichita Falls. Goes by the nickname "Dooda".

MIKE

13 BEN ROBERTS

R-Fr. | 6-3 | 230

- Thrust into starting role in week 2 contest vs. Oregon and delivered in 1st career start with 12 tkl, 1.5 TFLs, 0.5 sacks and 1 FF. Appeared in two gms as a true frosh. Shifted from safety at HS level to LB in college. A consensus 3-star recruit from DFW area that garnered first-team 6A all-district honors.

8 JESIAH PIERRE

Sr. | 6-2 | 240

- Returns to ILB in '23, a position he played two seasons at UF and in HS after playing OLB for the first time in his career last season. Tallied a career-high 14 tackles in first start of '23 season at Wyoming in return to ILB. A Haitian-American, mother a native of Haiti. Can understand some Creole.

SAFETY

1 DADRION TAYLOR-DEMERTON

Sr. | 5-11 | 195

- Affectionately known as "Rabbit" since the 2nd grade to friends and family, coined from playing football as one of the smallest players on the team. Storied HS career included three-straight state titles [OKla.] and Player of the Year honors. In March 2022, became father to daughter Layla Grace.

25 CHAPMAN LEWIS

Fr. | 6-1 | 180

- A true freshman hailing from Burleson Centennial in the DFW metroplex that joined the team for spring football. Shifted to safety in the fall after taking reps at both corner spots in the spring; spurred by the depth Bralyn Lux added in June. Recruited by TCU, UCLA, Utah and others. Mother played basketball at Alabama A&M.

EDGE

6 MYLES COLE

Sr. | 6-6 | 280

- Moves from Coach Fitch's (DL) meeting room to Coach Ah You's (OLB) in 2023. The 6-6, 280-pounder that has an 86-inch wingspan - clocked with a 20.3mph max speed - takes the task to replace No. 7 overall draft pick Tyree Wilson on the edge. A native of Shreveport, Louisiana.

19 DYLAN SPENCER

Fr. | 6-5 | 245

- From Class 6A Houston King, was a unanimous state top-100 prospect. Senior year had 75 tackles, including 20 tackles for loss and nine sacks. Switched oral commitment from Texas to Texas Tech late during recruiting process. Listed as a four-star prospect by both ESPN and ON3.com.

OLB

14 JOSEPH ADEDIRE

So. | 6-3 | 265

- Led true freshman in '22 with six starts. Chose Tech over offers from more than a dozen power-5 programs, including LSU, Michigan & Oregon. Was HS teammates w/ OL Jacoby Jackson. Switched to his previous H.S. number this offseason - 14.

7 STEVE LINTON

Sr. | 6-5 | 235

- Gained approx. 15 lbs. over offseason, listed at 219 last season at Syracuse. Owned 3.5 career sacks and 6.0 TFLs in 29 career games at SU. Also on basketball and track teams in HS. NFL draft analyst Dane Brugler ranks him as the No. 8 senior-year edge rusher for the 2024 draft.

SAFETY

9 C.J. BASKERVILLE

Jr. | 6-3 | 215

- Arrives to Tech in '23 after two seasons at San Diego State; played boundary safety for SDSU. Is a Texas product. Born in Houston; played at Katy HS (Fr./So.) before moving to DFW area. Richland HS coach Ged Kates endorsed McGuire in transfer process. Received D1 offers for WR & DB in high school. C.J. is short for Christopher Julian.

28 JORDAN SANFORD

Fr. | 6-0 | 190

- The second Mansfield Timberview defensive back product to join the Red Raiders in as many years as he joins former teammate Landon Hullahy at Texas Tech. A T&F stand out, setting PRs of 10.55 seconds in the 100m and 21.74 in the 200m as a senior. Consensus four-star prospect by the likes of 247Sports, Rivals, ESPN and ON3.com.

CORNERBACK

24 MALIK DUNLAP

Sr. | 6-3 | 220

- Tech's sole returner who was a member of last year's All-Big 12 Team (2nd-Team DB). Had most productive season of career in '22, making 11 of 22 career starts - started 11/12 gms played in. Ranked 2nd in Big 12 w/ 11 PBUs. Appeared in 7 games, 1 start, fighting injuries in 1st season at Tech in '21, after 3 years at NC St.

22 MAURION HORN

R-Fr. | 5-11 | 180

- Consensus four-star recruit by the likes of 247Sports, Rivals and ESPN ... recognized as the No. 27 cornerback in the 2022 class and the No. 5 player in the state of Oklahoma by ESPN. Standout two-way player on the HS level splitting time as a RB and DB during prep career. Did not see the field as a true freshman for the Red Raiders.

GAME-BY-GAME STARTERS

OFFENSE

GAME	QB	RB	TE	WR	WR	WR	LT	LG	C	RG	RT
at Wyoming	Shough	Brooks	Tharp	Bradley	Price	Fouonji	Mills	Spencer	Staats	Wilburn	Rogers
Oregon	Shough	Brooks	Tharp	Bradley	White	Sparkman	Mills	Spencer	Staats	Jackson	Rogers
Tarleton State	Shough	Brooks	Tharp	Bradley	Price	Brown	Mills	Spencer	Staats	Wilburn	Rogers
at West Virginia	Shough	Brooks	Tharp	Bradley	White	Brown	Mills	Spencer	Staats	Wilburn	Rogers
Houston	Morton	Brooks	Tharp	Bradley	Price	Eakin	Mills	Spencer	Staats	Wilburn	Rogers
at Baylor	Morton	Brooks	Cupp	Bradley	Price	Eakin	Mills	Jackson	Staats	Wilburn	Rogers
Kansas State	Morton	Brooks	Cupp	Bradley	Price	Eakin	Mills	Jackson	Staats	Wilburn	Rogers
at BYU	Strong	Brooks	Cupp	York (TE)	Price	Eakin	Mills	Jackson	Staats	Wilburn	Rogers
TCU	Morton	Brooks	Cupp	Bradley	Price	White	Mills	Jackson	Wilburn	Staats	Rogers
at Kansas	Morton	Brooks	Cupp	Bradley	McCray	Eakin	Mills	Jackson	Wilburn	Staats	Rogers
UCF	--	--	--	--	--	--	--	--	--	--	--
at Texas	--	--	--	--	--	--	--	--	--	--	--

DEFENSE

GAME	NT	DT	EDGE	LB-WILL	LB-MIKE	OLB	==	CB	S	S	CB
at Wyoming	Hutchings	Bradford Jr.	Cole	Pierre	Rodriguez	Linton	Jordan (Star)	Williams	Taylor-Demerson	Owens	Lux
Oregon	Hutchings	Bradford Jr.	Cole	Pierre	Roberts	Linton	Jordan (Star)	Williams	Taylor-Demerson	Owens	Lux
Tarleton State	Hutchings	Bradford Jr.	Cole	Pierre	Roberts	Linton	Baskerville (Star)	Williams	Taylor-Demerson	Lux	Dunlap
at West Virginia	Hutchings	Bradford Jr.	Cole	Pierre	Roberts	Adedire	Baskerville (Star)	Williams	Taylor-Demerson	Owens	Dunlap
Houston	Hutchings	Bradford Jr.	Cole	Dingle Jr.	Roberts	Adedire	Baskerville (Star)	Williams	Taylor-Demerson	Owens	Dunlap
at Baylor	Hutchings	Bradford Jr.	Cole	Pierre	Roberts	Adedire	Baskerville (Star)	Lux	Taylor-Demerson	Owens	Dunlap
Kansas State	Hutchings	Bradford Jr.	Cole	Pierre	Roberts	Adedire	Esters (OLB)	Williams	Taylor-Demerson	Owens	Dunlap
at BYU	Hutchings	Bradford Jr.	Cole	Ramirez	Roberts	Linton	Baskerville (Star)	Williams	Taylor-Demerson	Owens	Dunlap
TCU	Hutchings	Bradford Jr.	Cole	Ramirez	Roberts	Adedire	Jordan (Star)	Williams	Taylor-Demerson	Baskerville	Dunlap
at Kansas	Hutchings	Bradford Jr.	Cole	Rodriguez	Roberts	Esters	Owens (Star)	Lux	Taylor-Demerson	Baskerville	Dunlap
UCF	--	--	--	--	--	--	--	--	--	--	--
at Texas	--	--	--	--	--	--	--	--	--	--	--

STARTS LEADERS IN 2023		
PLAYER (CL.), POS.	STARTS	
1. Tony Bradford Jr. (Sr.), DL	10	
2. Tahj Brooks (Sr.), RB	10	
3. Myles Cole (Sr.), OLB	10	
4. Jaylon Hutchings (Sr.), DL	10	
5. Monroe Mills (Jr.), DL	10	
6. Caleb Rogers (Sr.), OL	10	
7. Rusty Staats (Sr.), OL	10	
8. Dadrion Taylor-Demerson (Sr.), DB	10	
9. Jerand Bradley (So.), WR	9	
10. Ben Roberts (RFr.), LB	9	
11. Dennis Wilburn (Sr.), OL	9	
12. Rayshad Williams (Sr.), DB	8	
13. Malik Dunlap (Sr.), DB	8	
14. Tyler Owens (Sr.), DB	8	
15. Myles Price (Sr.), WR	7	
16. C.J. Baskerville (Jr.), DB	7	
17. Jesiah Pierre (Sr.), LB	6	
18. Jacoby Jackson (So.), OL	6	
19. Mason Tharp (Jr.), TE	5	
20. Cole Spencer (Sr.), OL	5	
21. Joseph Adedire (So.), OLB	5	
22. Bralyn Lux (Sr.), DB	5	
23. Coy Eakin (RFr.), WR	5	
24. Behren Morton (So.), QB	5	
25. Baylor Cupp (Sr.), TE	5	
26. Tyler Shough (Sr.), QB	4	
27. Steve Linton (Sr.), OLB	4	
28. Brenden Jordan (Fr.), DB	3	
29. Xavier White (Sr.), WR	3	
30. Bryce Ramirez (Sr.), OLB	2	
31. Jordan Brown (Jr.), WR	2	
32. Charles Esters (So.), OLB	2	
33. Jacob Rodriguez (Jr.), LB	2	
34. Miquel Dingle Jr. (Fr.), LB	1	
35. Loic Fouonji (Sr.), WR	1	
36. J.J. Sparkman (Jr.), WR	1	
37. Jake Strong (Fr.), QB	1	
38. Jayden York (Jr.), TE	1	
39. Drae McCray (Jr.), WR	1	

CONSECUTIVE STARTS LEADERS	
PLAYER, POS.	CONSECUTIVE STARTS*
Jaylon Hutchings, DL	56
Caleb Rogers, OL	39
Tony Bradford Jr., DL	23
Dadrion Taylor-Demerson, DB	19
Monroe Mills, OL	14
Tahj Brooks, RB	10
Rusty Staats, OL	10
Myles Cole, OLB	10
Ben Roberts, LB	9
Dennis Wilburn, OL	8
Malik Dunlap, DB	8
Jacoby Jackson, OL	5
Baylor Cupp, TE	5
C.J. Baskerville, DB	3
Behren Morton, QB	2
Jerand Bradley, WR	2
Bralyn Lux, DB	1
Drae McCray, WR	1
Coy Eakin, WR	1
Charles Esters, OLB	1
Tyler Owens, DB	1
Jacob Rodriguez, LB	1

* consecutive starts at Texas Tech

NEWCOMER TRACKER	
TRANSFERS	GP/GS
#53 Rusty Staats (Sr.), OL	10/10
#10 Drae McCray (Jr.), WR	10/1
#38 Reese Burkhardt (Jr.), K	10/0
#45 Terrell Tilton (So.), OLB	10/0
#5 Quincy Ledet Jr. (Sr.), DL	10/0
#12 Braylyn Lux (Sr.), DB	9/5
#9 C.J. Baskerville (Jr.), DB	8/7
#7 Steve Linton (Sr.), OLB	8/4
TRUE FRESHMEN	
GP/GS	
#27 Brenden Jordan, DB	10/3
#25 Chapman Lewis, DB	9/0
#28 Jordan Sanford, DB	8/0
#19 Dylan Spencer, OLB	6/0
=====	
#35 Miquel Dingle Jr., LB	4/1
#42 John Curry, LB	4/0
#17 Jake Strong, QB	1/1
#94 Braylon Riggsby, DL	1/0
#51 Jayden Cofield, DL	1/0

GAME 11 DEPTH CHART

OFFENSE

QB	2	Behren Morton	6-2	215	So.-1L
	17	Jake Strong	6-1	210	Fr.-HS
RB	28	Tahj Brooks	5-10	230	Sr.-3L
	0	Cam'Ron Valdez	5-9	205	So.-1L
Z	9	Jerand Bradley	6-5	220	So.-1L
	6	J.J. Sparkman	6-4	225	Jr.-2L
Y	1	Myles Price	5-10	190	Sr.-3L
	14	Xavier White	6-0	195	Sr.-3L
	20	Nehemiah Martinez I	5-9	205	Jr.-2L
H	10	Drae McCray	5-9	185	Jr.-TR
	13	Brady Boyd	6-1	205	Jr.-1L
X	8	Coy Eakin	6-2	210	Fr.-RS
	4	Jordan Brown	5-11	185	Jr.-1L
	-or- 11	Loic Fouonji	6-4	215	Sr.-3L

DEFENSE

NT	95	Jaylon Hutchings	6-0	305	Sr.-4L
	5	Quincy Ledet Jr.	6-2	305	Sr.-TR
DT	97	Tony Bradford Jr.	6-1	300	Sr.-4L
	98	E'Maurion Banks	6-5	300	So.-SQ
EDGE	6	Myles Cole	6-6	280	Sr.-1L
	19	Dylan Spencer	6-5	245	Fr.-HS
WILL	3	Bryce Ramirez	6-2	245	Sr.-1L
	-or- 10	Jacob Rodriguez	6-1	235	Jr.-1L
MIKE	13	Ben Roberts	6-3	230	Fr.-RS
	-or- 8	Jesiah Pierre	6-2	240	Sr.-2L
OLB	14	Joseph Adedire	6-3	265	So.-1L
	-or- 7	Steve Linton	6-5	235	Sr.-TR

TE	80	Mason Tharp	6-9	270	Jr.-2L
	-or- 88	Baylor Cupp	6-6	260	Sr.-1L
	43	Henry Teeter	6-4	250	Sr.-2L
-or-	15	Jayden York	6-4	250	Jr.-1L
LT	71	Monroe Mills	6-6	315	Jr.-1L
	79	Ty Buchanan	6-6	310	So.-1L
LG	75	Jacoby Jackson	6-6	320	So.-1L
	-or- 70	Cole Spencer	6-4	300	Sr.-RS
C	56	Dennis Wilburn	6-3	325	Sr.-1L
	65	Sheridan Wilson	6-5	300	Fr.-RS
RG	53	Rusty Staats	6-5	320	Sr.-TR
	72	Landon Peterson	6-6	300	Sr.-3L
RT	76	Caleb Rogers	6-5	310	Sr.-3L
	66	Matt Keeler	6-6	305	So.-1L

STAR	18	Tyler Owens	6-2	210	Sr.-1L
	27	Brenden Jordan	6-0	215	Fr.-HS
	31	Joseph Plunk	5-10	180	Jr.-1L
CB	12	Bralyn Lux	5-11	175	Sr.-TR
	-or- 0	Rayshad Williams	6-3	215	Sr.-2L
	2	Jalon Peoples	5-11	185	Fr.-RS
S	1	Dadriion Taylor-Demerson	5-11	195	Sr.-4L
	25	Chapman Lewis	6-1	180	Fr.-HS
S	9	C.J. Baskerville	6-3	215	Jr.-TR
	28	Jordan Sanford	6-0	195	Fr.-HS
CB	24	Malik Dunlap	6-3	220	Sr.-2L
	22	Maurion Horn	5-11	180	Fr.-RS

SPECIAL TEAMS

P	31	Austin McNamara	6-4	210	Sr.-4L
	37	Brook Honore' Jr.	6-0	185	Fr.-RS
K	99	Gino Garcia	6-2	215	Sr.-RS
	38	Reese Burkhardt	6-1	205	Jr.-TR
LS	30	Jackson Knotts	5-11	190	Jr.-2L
	47	Jacob Mauch	6-3	220	Sr.-SQ
KO	38	Reese Burkhardt	6-1	205	Jr.-TR
	99	Gino Garcia	6-2	215	Sr.-RS
H	31	Austin McNamara	6-4	210	Sr.-4L

KR	10	Drae McCray	5-9	185	Jr.-TR
	4	Jordan Brown	5-11	185	Jr.-1L
	14	Xavier White	6-0	195	Sr.-3L
	1	Myles Price	5-10	190	Sr.-3L
PR	20	Nehemiah Martinez I	5-9	205	Jr.-2L
	1	Myles Price	5-10	190	Sr.-3L
	14	Xavier White	6-0	195	Sr.-3L

ACTIVE CAREER STARTS LEADERS

PLAYER, POS.	TTU	OVERALL
	GP/GS	GP/GS*
Jaylon Hutchings, DL	61/56	--
Caleb Rogers, DL	45/39	--
Tony Bradford Jr., DL	52/35	--
Dadriion Taylor-Demerson, DB	56/34	--
Rayshad Williams, DB	36/32	58/40
Myles Price, WR	42/28	--
Dennis Wilburn, OL	22/22	33/32
Mason Tharp, TE	27/20	--
Tahj Brooks, RB	42/20	--
Malik Dunlap, DB	29/20	52/30
Monroe Mills, OL	20/20	22/20
Jesiah Pierre, LB	33/19	46/19
Jerand Bradley, WR	26/18	--
Tyler Shough, QB	15/13	30/20
Jacoby Jackson, OL	24/12	--
Joseph Adedire, OLB	21/11	--
Myles Cole, OLB	23/11	57/23
Baylor Cupp, TE	21/11	31/12
Tyler Owens, DB	21/10	48/11
Rusty Staats, OL	10/10	55/37
Landon Peterson, OL	34/9	--
Behren Morton, QB	18/9	--
Ben Roberts, LB	12/9	--
Xavier White, WR	48/8	--
C.J. Baskerville, DB	8/7	30/18
Loic Fouonji, WR	42/5	--
Cole Spencer, OL	5/5	51/49
Bralyn Lux, DB	9/5	36/27
Coy Eakin, WR	6/5	--
Steve Linton, OLB	8/4	37/6
Nehemiah Martinez, WR	33/4	--
JJ Sparkman, WR	30/4	--
Henry Teeter, TE	34/3	43/3
Bryce Ramirez, LB	18/3	--
Brenden Jordan, DB	10/3	--
Jordan Brown, WR	16/2	18/2
Isaac Smith, OLB	11/2	--
Matt Keeler, OL	25/2	--
Jacob Rodriguez, LB	27/2	--
Charles Esters III, OLB	10/2	--
Jayden York, TE	23/1	-
Brady Boyd, WR	12/1	21/1
Ty Buchanan, OL	10/1	--
Miquel Dingle, Jr. LB	2/1	--
Jake Strong, QB	1/1	-
Drae McCray, WR	10/1	32/23
Quincy Ledet Jr., DL	10/0	41/19

* total starts | Texas Tech + previous DI institution

14 JOSEPH ADEDIRE

OLB | So. | 2nd Yr. | Mansfield, Texas | Summit HS

PARTICIPATION	2022	2023	CAREER
GP/GS	12/6	9/5	21/11

CAREER STATS											
TACKLES	GP	UA	A	Total	TFL	Yds	PD	FF	FR	Blkd	QBH
2022	12	9	10	19	3.5	11	0	0	0	0	4
2023	9	10	7	17	2.5	2	1	0	0	0	3
Totals	21	19	17	36	6	13	1	0	0	0	7

SACKS	G	UA	A	Total	Yds
2022	12	1	0	1.0	4
2023	9	0	0	0.0	0
Totals	21	1	0	1.0	4

2023 GAME-BY-GAME STATS										
Opponent	GS	UA	A	TOT	SACKS-YDS	TFL-YDS	FF	FR	INT	QBH
at Wyoming	0	0	0		0.0	0.0-0	0	0	0	0
Oregon	1	1	2		0.0	0.5-0	0	0	0	0
Tarleton State	DNP-injured									
at West Virginia	*	2	2	4	0.0	0.0	0	0	0	0
Houston	*	2	0	2	0.0	0.0	0	0	0	1
at Baylor	*	1	0	1	0.0	0.0	0	0	0	0
Kansas State	*	3	0	3	0.0	2.0-2	0	0	0	0
at BYU		0	2	2	0.0	0.0	0	0	0	0
TCU	*	1	2	3	0.0	0.0	0	0	0	1
at Kansas		0	0	0	0.0	0.0	0	0	0	1
UCF	-	-	-	-	-	-	-	-	-	-
at Texas	-	-	-	-	-	-	-	-	-	-
Totals	10	7	17		0.0-0	2.5-2	0	0	0	3

2022 GAME-BY-GAME STATS										
Opponent	GS	UA	A	TOT	SACKS-YDS	TFL-YDS	FF	FR	INT	QBH
Murray State	DNP-injured									
Houston	0	0	0		0.0-0	0.0-0	0	0	0	0
at NC State	0	1	1		0.0-0	0.5-1	0	0	0	0
Texas	0	0	0		0.0-0	0.0-0	0	0	0	0
at Kansas State	1	0	1		0.0-0	0.0-0	0	0	0	0
at Oklahoma St.	*	2	0	2	0.0-0	1.0-5	0	0	0	1
West Virginia	0	1	1		0.0-0	0.0-0	0	0	0	0
Baylor	*	1	0	1	0.0-0	0.0-0	0	0	0	0
at TCU	1	2	3		0.0-0	0.0-0	0	0	0	0
Kansas	*	2	1	3	0.0-0	0.5-1	0	0	0	1
at Iowa State	*	1	0	1	0.0-0	0.0-0	0	0	0	1
Oklahoma	*	1	3	4	1.0-4	1.0-4	0	0	0	1
Ole Miss	*	0	2	2	0.0-0	0.5-0	0	0	0	0
Totals	9	10	19		1.0-4	3.5-11	0	0	0	4

9 C.J. BASKERVILLE

DB | Jr. | 3rd Yr. (1st at Tech) | North Richland Hills, Texas | Richland HS

PARTICIPATION	2021*	2022*	2023	CAREER
GP/GS	14/4	8/7	8/7	30/18

* at San Diego State

CAREER STATS											
TACKLES	GP	UA	A	Total	TFL	Yds	PD	FF	FR	INT	QBH
2021 (SDSU)	14	23	16	39	1.0	3	3	0	1	1	0
2022 (SDSU)	8	20	16	36	1.5	4	3	0	0	0	0
2023 (TTU)	8	42	15	57	3.5	13	4	0	0	0	2
TOTALS	30	85	47	132	6.0	20	10	0	1	1	2

INTERCEPTIONS	GP	No	Yds	TD	LG	AVG/R
2021 (SDSU)	14	1	0	0	0	0.0
2022 (SDSU)	8	0	0	0	0	0.0
2023 (TTU)	8	0	0	0	0	0.0
TOTALS	30	1	0	0	0	0.0

2023 GAME-BY-GAME STATS									
Opponent	GS	UA	A	TOT	TFL-YDS	INT-YDS	FF	FR	PBU
at Wyoming		3	1	4	1.5-6	0-0	0	0	0
Oregon		DNP-injured							
Tarleton St.	*	3	3	6	0.0	0-0	0	0	2
at West Virginia	*	4	3	7	0.0	0-0	0	0	0
Houston	*	9	0	9	1.0-5	0-0	0	0	1
at Baylor	*	4	2	6	1.0-2	0-0	0	0	0
Kansas State		DNP-injured							
at BYU	*	2	3	5	0.0	0-0	0	0	1
TCU	*	7	2	9	0.0	0-0	0	0	0
at Kansas	*	10	1	11	0.0	0-0	0	0	0
UCF		-	-	-	-	-	-	-	-
at Texas		-	-	-	-	-	-	-	-
Totals		42	15	57	3.5-13	0-0	0	0	4

2021 GAME-BY-GAME STATS (@ SAN DIEGO STATE)									
Opponent	GS	UA	A	TOT	TFL-YDS	INT-YDS	FF	FR	PBU
Arizona	*	3	3	6	0.0-0	0-0	0	0	0
Idaho State	*	4	4	8	0.0-0	0-0	0	0	0
at Utah	*	4	0	4	1.0-3	0-0	0	0	0
Toledo	*	3	5	8	0.5-1	0-0	0	0	0
at Boise State	*	3	2	5	0.0-0	0-0	0	0	2
Hawai'i.	*	1	0	1	0.0-0	0-0	0	0	1
at Nevada	*	2	2	4	0.0-0	0-0	0	0	0
Air Force		0	0	0	0.0-0	0-0	0	0	0
Totals		20	16	36	1.5-4	0-0	0	0	3

2021 GAME-BY-GAME STATS (@ SAN DIEGO STATE)									
Opponent	GS	UA	A	TOT	TFL-YDS	INT-YDS	FF	FR	PBU
New Mexico St.		0	0	0	0.0-0	0-0	0	0	0
at Arizona		0	0	0	0.0-0	0-0	0	0	0
Utah		0	0	0	0.0-0	0-0	0	0	0
Towson		1	1	2	0.5-2	0-0	0	0	0
New Mexico		1	1	2	0.0-0	0-0	0	0	0
at San Jose St.		0	0	0	0.0-0	0-0	0	0	0
at Air Force		1	0	1	0.0-0	0-0	0	0	0
Fresno State		0	0	0	0.0-0	0-0	0	0	0
at Hawai'i		1	1	2	0.0-0	0-0	0	1	0
Nevada		1	2	3	0.0-0	0-0	0	0	0
at UNLV	*	2	4	6	0.0-0	0-0	0	0	1
Boise State	*	3	2	5	0.5-1	0-0	0	0	0
Utah State	*	8	1	9	0.0-0	0-0	0	0	2
vs. UTSA	*	5	4	9	0.0-0	1-0	0	0	0
Totals		23	16	39	1.0-3	1-0	0	1	3



97 TONY
BRADFORD JR.

DL | S-Sr. | 5th Yr. | Houston, Texas | North Shore HS

PARTICIPATION	2019	2020	2021	2022	2023	CAREER
GP/GS	11/2	8/8	10/2	13/13	10/10	52/35

CAREER STATS

TACKLES	GP	UA	A	Total	TFL	Yds	PD	FF	FR	Blkd	QBH
2019	11	9	4	13	2.0	7	0	0	0	0	0
2020	8	20	8	28	6.0	21	0	0	0	0	5
2021	10	15	17	32	8.0	33	2	0	0	0	1
2022	13	22	10	32	9.0	39	0	0	0	1	6
2023	10	14	15	29	4.0	27	0	1	0	0	0
Totals	52	80	54	134	29.0	127	2	1	0	1	12

SACKS	G	UA	A	Total	Yds
2019	11	0	2	1.0	6
2020	8	1	0	1.0	8
2021	10	3	1	3.5	22
2022	13	5	1	5.5	33
2023	10	2	2	3.0	24
Totals	52	11	6	14.0	93

2023 GAME-BY-GAME STATS

Opponent	GS	UA	A	TOT	SACKS-YDS	TFL-YDS	FF	FR	INT	QBH
at Wyoming	*	1	2	3	0.0-0	0.0-0	0	0	0	0
Oregon	*	0	1	1	0.0-0	0.5-2	0	0	0	0
Tarleton State	*	1	1	2	0.0-0	0.5-1	0	0	0	0
at West Virginia	*	1	1	2	0.0-0	0.0-0	0	0	0	0
Houston	*	3	0	3	1.0-7	1.0-7	1	0	0	0
at Baylor	*	1	1	2	0.0-0	0.0-0	0	0	0	0
Kansas State	*	0	2	2	0.5-4	0.5-4	0	0	0	0
at BYU	*	1	2	3	0.0-0	0.0-0	0	0	0	0
TCU	*	3	4	7	0.0-0	0.0-0	0	0	0	0
at Kansas	*	3	1	4	1.5-13	1.5-13	0	0	0	0
UCF	-	-	-	-	-	-	-	-	-	-
at Texas	-	-	-	-	-	-	-	-	-	-
Totals		14	15	29	3.0-24	4.0-27	1	0	0	0

2022 GAME-BY-GAME STATS

Opponent	GS	UA	A	TOT	SACKS-YDS	TFL-YDS	FF	FR	INT	QBH
Murray State	*	2	1	3	1.0-8	1.5-10	0	0	0	0
Houston	*	1	0	1	0.0-0	0.0-0	0	0	0	0
at NC State	*	0	1	1	0.0-0	0.0-0	0	0	0	1
Texas	*	1	2	3	0.5-3	0.5-3	0	0	0	0
at Kansas State	*	1	0	1	1.0-7	1.0-7	0	0	0	0
at Oklahoma St.	*	0	1	1	0.0-0	0.0-0	0	0	0	0
West Virginia	*	1	2	3	0.0-0	0.0-0	0	0	0	1
Baylor	*	5	0	5	1.0-6	3.0-9	0	0	0	0
at TCU	*	1	0	1	0.0-0	0.0-0	0	0	0	0
Kansas	*	1	0	1	0.0-0	1.0-1	0	0	0	0
at Iowa State	*	3	1	4	1.0-3	1.0-3	0	0	0	1
Oklahoma	*	2	1	3	1.0-6	1.0-6	0	0	0	2
vs. Ole Miss	*	4	1	5	0.0-0	0.0-0	0	0	0	1
Totals		22	10	32	5.5-33	9.0-39	0	0	0	6

2021 GAME-BY-GAME STATS

Opponent	GS	UA	A	TOT	SACKS-YDS	TFL-YDS	FF	FR	INT	QBH
vs. Houston	1	0	1	1	1.0-7	1.0-7	0	0	0	0
Stephen F. Austin	1	3	4	4	0.0-0	1.5-4	0	0	0	0
FIU	1	1	2	2	0.0-0	0.0-0	0	0	0	0
at Texas	0	1	1	1	0.0-0	0.0-0	0	0	0	0
at West Virginia	*	2	3	5	0.0-0	0.0-0	0	0	0	1
TCU	*	3	2	5	0.0-0	2.0-3	0	0	0	0
at Kansas	DNP-injured									
Kansas State	DNP-injured									
at Oklahoma	DNP-injured									
Iowa State	0	2	2	2	0.5-2	0.5-2	0	0	0	0
Oklahoma State	2	3	5	5	0.0-0	1.0-4	0	0	0	0
Baylor	4	2	6	6	1.0-3	1.0-3	0	0	0	0
Mississippi State	1	0	1	1	1.0-10	1.0-10	0	0	0	0
Totals	15	17	32	32	3.5-22	8.0-33	0	0	0	1

2020 GAME-BY-GAME STATS

Opponent	GS	UA	A	TOT	SACKS-YDS	TFL-YDS	FF	FR	INT	QBH
HBU	*	1	2	3	0.0-0	0.0-0	0	0	0	0
Texas	*	0	1	1	0.0-0	0.5-0	0	0	0	0
at Kansas St.	*	3	0	3	0.0-0	1.0-1	0	0	0	0
at Iowa St.	*	6	2	8	0.0-0	1.0-4	0	0	0	2
West Virginia	*	2	1	3	0.0-0	0.0-0	0	0	0	2
Baylor	*	3	0	3	0.0-0	1.0-4	0	0	0	0
at Oklahoma St.	*	0	1	1	0.0-0	0.0-0	0	0	0	0
Kansas	*	5	1	6	1.0-8	2.5-12	0	0	0	1
Totals	20	8	28	28	1.0-8	6.0-21	0	0	0	5

2019 GAME-BY-GAME STATS

Opponent	GS	UA	A	TOT	SACKS-YDS	TFL-YDS	FF	FR	INT	QBH
UTEP	1	1	2	2	0.5-4	0.5-4	0	0	0	0
Arizona	0	0	0	0	0.0-0	0.0-0	0	0	0	0
Oklahoma	0	0	0	0	0.0-0	0.0-0	0	0	0	0
Oklahoma St.	*	1	2	3	0.5-2	0.5-2	0	0	0	0
Baylor	2	0	2	2	0.0-0	0.0-0	0	0	0	0
Iowa St.	1	0	1	1	0.0-0	0.0-0	0	0	0	0
Kansas	*	0	0	0	0.0-0	0.0-0	0	0	0	0
West Virginia	1	0	1	1	0.0-0	1.0-1	0	0	0	0
TCU	1	1	2	2	0.0-0	0.0-0	0	0	0	0
Kansas St.	1	0	1	1	0.0-0	0.0-0	0	0	0	0
Texas	1	0	1	1	0.0-0	0.0-0	0	0	0	0
Totals	9	4	13	13	1.0-6	2.0-7	0	0	0	0

9 JERAND
BRADLEY

WR | So. | 3rd Yr. | Frisco, Texas | Desoto HS

PARTICIPATION	2021	2022	2023	CAREER
GP/GS	4/0	12/9	10/9	26/18

CAREER STATS

RECEIVING	G	Rec	Yds	TD	Lg	Rec/G	Avg/C	Avg/G
2021	4	5	99	0	52	1.3	19.8	24.8
2022	12	51	744	6	47	4.3	14.6	62.0
2023	10	35	423	4	34	3.5	12.1	42.3
Totals	26	91	1,266	10	52	3.5	13.9	48.7

2023 GAME-BY-GAME

Opponent	GS	Rec	Yds	TD	Avg	LG	Rush	Yds	TD
at Wyoming	*	8	88	1	11.0	29	0	0	0
Oregon	*	5	83	1	16.6	34	0	0	0
Tarleton State	*	4	40	0	10	15	0	0	0
at West Virginia	*	3	30	1	10	16	0	0	0
Houston	*	1	5	0	5	5	0	0	0
at Baylor	*	1	6	0	6	6	0	0	0
Kansas State	*	5	46	1	9.2	16	0	0	0
at BYU		3	21	0	7	9	0	0	0
TCU	*	1	13	0	13	13	0	0	0
at Kansas	*	4	91	0	22.8	33	0	0	0
UCF	-	-	-	-	-	-	-	-	-
at Texas	-	-	-	-	-	-	-	-	-
Totals		35	423	4	12.1	34	0	0	0

2022 GAME-BY-GAME

Opponent	GS	Rec	Yds	TD	Avg	LG	Rush	Yds	TD
Murray State	*	6	108	2	18	39	0	0	0
Houston	*	6	50	0	8.3	21	0	0	0
at NC State	*	2	14	0	7	10	0	0	0
Texas	*	2	26	0	13	15	0	0	0
at Kansas State		0	0	0	0	0	0	0	0
at Oklahoma State	*	8	119	1	14.9	31	0	0	0
West Virginia	*	3	42	0	14	17	0	0	0
Baylor	*	2	44	0	22	27	0	0	0
at TCU		2	54	1	27	47	0	0	0
Kansas	DNP-injured								
at Iowa State		4	26	0	6.5	12	0	0	0
Oklahoma	*	8	173	1	21.6	44	0	0	0
vs. Ole Miss	*	8	88	1	11	36	0	0	0
Totals		51	744	6	14.6	47	0	0	0

2021 GAME-BY-GAME

Opponent	GS	Rec	Yds	TD	Avg	LG	Rush	Yds	TD
vs. Houston	DNP								
Stephen F. Austin	DNP								
FIU	1	5	0	5.0	5		0	0	0
at Texas	DNP								
at West Virginia	2	30	0	15.0	18		0	0	0
TCU	0	0	0	0.0	0		0	0	0
at Kansas	DNP								
Kansas State	DNP								
at Oklahoma	DNP								
Iowa State	DNP								
Oklahoma State	DNP								
at Baylor	DNP								
vs. Mississippi St.	2	64	0	32.0	52		0	0	0
Totals	5	99	0	19.8	52		0	0	0

28TAHJBROOKS

RB | Sr. | 4th Yr. | Manor, Texas | Manor HS

PARTICIPATION	2020	2021	2022	2023	CAREER
GP/GS	10/0	9/4	13/6	10/10	42/20

CAREER STATS

RUSHING	G	Att	Yds	TD	Lg	Avg/C	Avg/G
2020	10	69	255	4	28	3.7	25.5
2021	9	87	568	7	67	6.5	63.1
2022	13	147	691	7	37	4.7	53.2
2023	10	225	1,166	8	38	5.2	116.6
Totals	42	528	2,680	26	67	5.1	63.8

RECEIVING	G	Rec	Yds	TD	Lg	Rec/G	Avg/C	Avg/G
2020	10	13	61	0	16	1.3	4.7	6.1
2021	9	6	52	0	18	0.7	8.7	5.8
2022	13	26	164	1	17	2.0	6.3	12.6
2023	10	19	74	0	12	1.9	3.9	7.4
Totals	42	64	351	1	18	1.5	5.5	8.4

2023 GAME-BY-GAME

Opponent	GS	Rush	Yds	TD	LG	Rec	Yds	TD	LG
at Wyoming	*	11	39	1	8	2	12	0	10
Oregon	*	7	71	0	35	4	18	0	7
Tarleton State	*	19	158	0	38	0	0	0	0
at West Virginia	*	25	149	0	27	1	6	0	6
Houston	*	21	101	2	19	1	-5	0	0
at Baylor	*	31	170	1	24	1	4	0	4
Kansas State	*	17	98	1	30	2	22	0	12
at BYU	*	30	101	1	18	3	15	0	9
TCU	*	31	146	1	20	4	-4	0	2
at Kansas	*	33	133	1	11	1	6	0	6
UCF	-	-	-	-	-	-	-	-	-
at Texas	-	-	-	-	-	-	-	-	-
Totals		225	1,166	8	38	19	74	0	12

2022 GAME-BY-GAME

Opponent	GS	Rush	Yds	TD	LG	Rec	Yds	TD	LG
Murray State		6	50	3	23	1	1	0	1
Houston		17	78	1	19	5	34	0	17
at NC State	*	4	4	0	2	5	44	0	17
Texas		12	36	0	11	3	21	1	17
at Kansas State		10	39	0	7	4	5	0	3
at Oklahoma State		4	8	0	9	0	0	0	0
West Virginia	*	17	107	2	20	1	6	0	6
Baylor	*	16	98	0	31	2	17	0	10
at TCU	*	10	59	0	21	1	7	0	7
Kansas	*	16	51	1	9	0	0	0	0
at Iowa State	*	9	45	0	11	1	7	0	7
Oklahoma		12	26	0	6	3	22	0	11
vs. Ole Miss		14	90	0	37	0	0	0	0
Totals		147	691	7	37	26	164	1	17

2021 GAME-BY-GAME

Opponent	GS	Rush	Yds	TD	LG	Rec	Yds	TD	LG
vs. Houston	*	15	134	2	44	0	0	0	0
Stephen F. Austin		11	103	2	67	1	7	0	7
FIU	*	9	47	0	19	0	0	0	0
at Texas		DNP-injured							
at West Virginia		DNP-injured							
TCU		DNP-injured							
at Kansas		DNP-injured							
Kansas State		4	33	0	23	0	0	0	0
at Oklahoma	*	6	23	0	16	1	5	0	5
Iowa State	*	9	80	1	51	2	21	0	18
Oklahoma State		3	1	0	3	1	12	0	12
at Baylor		14	40	1	11	1	7	0	7
vs. Mississippi State		16	107	1	19	0	0	0	0
Totals		87	568	7	67	6	52	0	18

2020 GAME-BY-GAME

Opponent	GS	Rush	Yds	TD	LG	Rec	Yds	TD	LG
HBU		8	25	1	7	2	26	0	16
Texas		0	0	0	0	0	0	0	0
at Kansas St.		1	0	0	0	0	0	0	0
at Iowa St.		0	0	0	0	0	0	0	0
West Virginia		12	44	1	10	1	2	0	2
Oklahoma		12	30	0	16	3	19	0	10
at TCU		0	0	0	0	0	0	0	0
Baylor		14	48	2	9	1	6	0	6
at Oklahoma St.		6	29	0	12	4	7	0	6
Kansas		16	79	0	28	2	1	0	1
Totals		69	255	4	28	13	61	0	16

4JORDANBROWN

WR | Jr. | 4th Yr. (2nd at Tech) | Dallas, Texas | DeSoto HS

PARTICIPATION	2020*	2021*	2022	2023	CAREER
GP/GS	2/0	0/0	8/0	8/2	18/2

* at Kansas

CAREER STATS

RECEIVING	G	Rec	Yds	TD	Lg	Rec/G	Avg/C	Avg/G
2020 (KU)	2	1	4	0	4	0.5	4.0	2.0
2021 (KU)	0	-	-	-	-	-	-	-
2022 (TTU)	8	3	18	0	10	0.4	6.0	2.3
2023 (TTU)	8	17	218	1	46	2.1	12.8	27.3
Totals	18	21	240	1	46	1.2	11.4	13.3

KICK RETURNS	G	No.	Yds	Avg	TD	Long
2020 (KU)	2	0	0	0.0	0	0
2021 (KU)	0	-	-	-	-	-
2022 (TTU)	8	7	171	24.4	0	67
2023 (TTU)	8	2	45	22.5	0	46
Totals	18	9	216	24.0	0	67

ALL PURPOSE	G	Rush	Rec	PR	KR	IR	Total	Avg/G
2020 (KU)	2	0	4	0	0	0	4	2.0
2021 (KU)	0	-	-	-	-	-	-	-
2022 (TTU)	8	0	18	0	171	0	189	23.6
2023 (TTU)	8	0	218	0	45	0	263	32.9
Totals	18	0	240	0	216	0	456	25.3

2023 GAME-BY-GAME

Opponent	GS	Rec	Yds	TD	Avg	LG	Rush	Yds	TD
at Wyoming		2	51	0	25.5	27	0	0	0
Oregon		0	0	0	0	0	0	0	0
Tarleton State	*	6	73	1	12.2	46	0	0	0
at West Virginia	*	2	27	0	13.5	26	0	0	0
Houston		DNP-injured							
at Baylor		DNP-injured							
Kansas State		4	24	0	6	8	0	0	0
at BYU		1	36	0	36	36	0	0	0
TCU		1	5	0	5	5	0	0	0
at Kansas		1	2	0	2	2	0	0	0
UCF		-	-	-	-	-	-	-	-
at Texas		-	-	-	-	-	-	-	-
Totals		17	218	1	12.8	46	0	0	0

2022 GAME-BY-GAME

Opponent	GS	Rec	Yds	TD	Avg	LG	Rush	Yds	TD
Murray State		DNP-injured							
Houston		DNP-injured							
at NC State		DNP-injured							
Texas		DNP-injured							
at Kansas State		2	14	0	7.0	10	0	0	0
at Oklahoma State		1	4	0	4.0	4	0	0	0
West Virginia		0	0	0	0	0	0	0	0
Baylor		DNP							
at TCU		0	0	0	0	0	0	0	0
Kansas		0	0	0	0	0	0	0	0
at Iowa State		0	0	0	0	0	0	0	0
Oklahoma		0	0	0	0	0	0	0	0
vs. Ole Miss		0	0	0	0	0	0	0	0
Totals		3	18	0	6.0	10	0	0	0



6 MILES
COLE

OLB | S-Sr. | 6th Yr. (2nd at Tech) | Shreveport, La. | Evangel Christian Academy

PARTICIPATION	2018*	2019*	2020*	2021*	2022	2023	CAREER
GP/GS	2/0	12/2	8/8	12/2	13/1	10/10	57/23

* at Louisiana-Monroe

CAREER STATS

TACKLES	GP	UA	A	Total	TFL	Yds	PD	FF	FR	Blkd	QBH
2018 (ULM)	2	1	0	1	0.0	0	0	0	0	0	0
2019 (ULM)	12	2	1	3	1.0	5	0	0	0	0	0
2020 (ULM)	8	5	5	10	1.0	12	0	0	0	0	1
2021 (ULM)	12	6	22	28	1.0	5	0	0	0	0	2
2022 (TTU)	13	8	4	12	2.5	8	0	0	0	1	3
2023 (TTU)	10	18	9	27	6.0	39	1	0	0	0	3
Totals	57	40	41	81	11.5	69	1	0	0	1	9

SACKS	G	UA	A	Total	Yds
2018 (ULM)	2	0	0	0.0	0
2019 (ULM)	12	0	0	0.0	0
2020 (ULM)	8	1	0	1.0	12
2021 (ULM)	12	0	1	0.5	4
2022 (TTU)	13	0	0	0.0	0
2023 (TTU)	10	3	1	3.5	25
Totals	57	4	2	5.0	41

2023 GAME-BY-GAME STATS

Opponent	GS	UA	A	TOT	SACKS-YDS	TFL-YDS	FF	FR	INT	QBH
at Wyoming	*	1	0	1	0.0-0	0.0-0	0	0	0	0
Oregon	*	0	1	1	0.0-0	0.5-3	0	0	0	0
Tarleton State	*	3	1	4	2.0-13	2.0-13	0	0	0	0
at West Virginia	*	3	3	6	0.0-0	0.0-0	0	0	0	0
Houston	*	2	0	2	0.0-0	0.0-0	0	0	0	1
at Baylor	*	1	3	4	0.5-5	0.5-5	0	0	0	0
Kansas State	*	0	0	0	0.0-0	0.0-0	0	0	0	0
at BYU	*	4	0	4	1.0-7	3.0-18	0	0	0	1
TCU	*	3	0	3	0.0-0	0.0-0	0	0	0	1
at Kansas	*	1	1	2	0.0-0	0.0-0	0	0	0	0
UCF	-	-	-	-	-	-	-	-	-	-
at Texas	-	-	-	-	-	-	-	-	-	-
Totals		18	9	27	3.5-25	6.0-39	0	0	0	3

2022 GAME-BY-GAME STATS

Opponent	GS	UA	A	TOT	SACKS-YDS	TFL-YDS	FF	FR	INT	QBH
Murray State	1	2	3	0	0.0-0	0.5-1	0	0	0	0
Houston	0	0	0	0	0.0-0	0.0-0	0	0	0	0
at NC State	1	0	1	0	0.0-0	0.0-0	0	0	0	0
Texas	*	0	1	1	0.0-0	0.0-0	0	0	0	0
at Kansas State	2	0	2	0	0.0-0	0.0-0	0	0	0	0
at Oklahoma St.	0	0	0	0	0.0-0	0.0-0	0	0	0	0
West Virginia	0	1	1	0	0.0-0	0.0-0	0	0	0	0
Baylor	0	0	0	0	0.0-0	0.0-0	0	0	0	0
at TCU	0	0	0	0	0.0-0	0.0-0	0	0	0	0
Kansas	0	0	0	0	0.0-0	0.0-0	0	0	0	1
at Iowa State	2	0	2	0	0.0-0	0.0-0	0	0	0	1
Oklahoma	0	0	0	0	0.0-0	0.0-0	0	0	0	1
vs. Ole Miss	2	0	2	0	0.0-0	2.0-7	0	0	0	0
Totals		8	4	12	0.0-0	2.5-8	0	0	0	3

88 BAYLOR
CUPP

TE | Sr. | 5th Yr. (2nd at Tech) | Brock, Texas | Brock HS

PARTICIPATION	2021*	2022	2023	CAREER
GP/GS	10/1	12/6	9/5	31/12

* at Texas A&M

CAREER STATS

RECEIVING	G	Rec	Yds	TD	Lg	Rec/G	Avg/C	Avg/G
2021 (A&M)	10	0	0	0	0	0.0	0.0	0.0
2022 (TTU)	12	12	132	2	24	1.0	11.0	11.0
2023 (TTU)	9	9	97	2	19	1.0	10.8	10.8
Totals	31	21	229	4	24	0.7	10.9	7.4

2023 GAME-BY-GAME

Opponent	GS	Rec	Yds	TD	Avg	LG	Rush	Yds	TD
at Wyoming		0	0	0	0.0	0	0	0	0
Oregon		1	6	0	6.0	6	0	0	0
Tarleton State		DNP-injured							
at West Virginia		1	12	0	12	12	0	0	0
Houston		1	4	0	4.0	4	0	0	0
at Baylor	*	2	34	2	17.0	18	0	0	0
Kansas State	*	1	7	0	7.0	7	0	0	0
at BYU	*	1	7	0	7.0	7	0	0	0
TCU	*	1	19	0	19.0	19	0	0	0
at Kansas	*	1	8	0	8.0	8	0	0	0
UCF	-	-	-	-	-	-	-	-	-
at Texas	-	-	-	-	-	-	-	-	-
Totals		9	97	2	10.8	19	0	0	0

2022 GAME-BY-GAME

Opponent	GS	Rec	Yds	TD	Avg	LG	Rush	Yds	TD
Murray State	1	20	0	20.0	20		0	0	0
Houston	1	6	0	6.0	6		0	0	0
at NC State		DNP-injured							
Texas	4	65	1	16.3	24		0	0	0
at Kansas State	0	0	0	0.0	0		0	0	0
at Oklahoma State	1	0	0	0.0	0		0	0	0
West Virginia	*	1	3	0	3.0	3	0	0	0
Baylor	2	24	0	12.0	14		0	0	0
at TCU	*	0	0	0	0.0	0	0	0	0
Kansas	*	0	0	0	0.0	0	0	0	0
at Iowa State	*	1	4	1	4.0	4	0	0	0
Oklahoma	*	1	10	0	10.0	10	0	0	0
vs. Ole Miss	*	0	0	0	0.0	0	0	0	0
Totals		12	132	2	11.0	24	0	0	0

24 MALIK DUNLAP

DB | S-Sr. | 6th Yr. (3rd at Tech) | Charlotte, N.C. | Harding Univ. HS

PARTICIPATION	2018*	2019*	2020*	2021	2022	2023	CAREER
GP/GS	2/0	12/5	9/5	7/1	12/11	10/8	52/30

* at NC State

CAREER STATS

TACKLES	GP	UA	A	Total	TFL	Yds	PD	FF	FR	Blkd	QBH
2018 (NCST)	2	0	1	1	0.0	0	0	0	0	0	0
2019 (NCST)	12	10	10	20	1.5	2	8	0	0	0	0
2020 (NCST)	9	15	5	20	1.0	2	6	0	0	0	0
2021 (TTU)	7	4	3	7	0.0	0	0	0	0	0	0
2022 (TTU)	12	27	6	33	0.5	2	12	0	0	0	0
2023 (TTU)	10	22	3	25	0.5	1	1	0	0	0	0
TOTALS	52	78	28	106	3.5	7	27	0	0	0	0

INTERCEPTIONS

GP	No	Yds	TD	LG	AVG/R
2018 (NCST)	2	0	0	0	0.0
2019 (NCST)	12	0	0	0	0.0
2020 (NCST)	9	0	0	0	0.0
2021 (TTU)	7	0	0	0	0.0
2022 (TTU)	12	1	0	0	0.0
2023 (TTU)	10	3	77	1	54
TOTALS	52	4	77	1	54

2023 GAME-BY-GAME STATS

Opponent	GS	UA	A	TOT	TFL-YDS	INT-YDS	FF	FR	PBU
at Wyoming	3	0	3	0.0-0	0-0	0	0	0	0
Oregon	0	2	2	0.0-0	0-0	0	0	0	0
Tarleton St.	*	2	0	2	0.0-0	2-56	0	0	1
at West Virginia	*	1	0	1	0.0-0	1-21	0	0	0
Houston	*	2	0	2	0.0-0	0-0	0	0	0
at Baylor	*	1	0	1	0.0-0	0-0	0	0	0
Kansas State	*	6	1	7	0.5-1	0-0	0	0	0
at BYU	*	2	0	2	0.0-0	0-0	0	0	0
TCU	*	2	0	2	0.0-0	0-0	0	0	0
at Kansas	*	3	0	3	0.0-0	0-0	0	0	0
UCF	-	-	-	-	-	-	-	-	-
at Texas	-	-	-	-	-	-	-	-	-
Totals	22	3	25	0.5-1	3-77	0	0	0	1

2022 GAME-BY-GAME STATS

Opponent	GS	UA	A	TOT	TFL-YDS	INT-YDS	FF	FR	PBU
Murray State	3	0	3	0.0-0	0-0	0	0	0	0
Houston	*	2	0	2	0.0-0	0-0	0	0	2
at NC State	*	2	0	2	0.0-0	0-0	0	0	4
Texas	*	2	1	3	0.5-2	0-0	0	0	0
at Kansas State	*	2	0	2	0.0-0	0-0	0	0	0
at Oklahoma St.	*	0	0	0	0.0-0	0-0	0	0	1
West Virginia	*	1	0	1	0.0-0	1-0	0	0	1
Baylor	*	6	0	6	0.0-0	0-0	0	0	0
at TCU	*	1	2	3	0.0-0	0-0	0	0	1
Kansas	*	3	2	5	0.0-0	0-0	0	0	1
at Iowa State	DNP-injured								
Oklahoma	*	2	0	2	0.0-0	0-0	0	0	1
vs. Ole Miss	*	3	1	4	0.0-0	0-0	0	0	1
Totals	27	6	33	0.5-2	1-0	0	0	0	12

2021 GAME-BY-GAME STATS

Opponent	GS	UA	A	TOT	TFL-YDS	INT-YDS	FF	FR	PBU
vs. Houston	2	0	2	0.0-0	0-0	0	0	0	0
Stephen F. Austin	0	1	1	0.0-0	0-0	0	0	0	0
FIU	1	0	1	0.0-0	0-0	0	0	0	0
at Texas	DNP-injured								
at West Virginia	DNP-injured								
TCU	DNP-injured								
at Kansas	0	0	0	0.0-0	0-0	0	0	0	0
Kansas State	0	0	0	0.0-0	0-0	0	0	0	0
at Oklahoma	*	0	2	2	0.0-0	0-0	0	0	0
Iowa State	1	0	1	0.0-0	0-0	0	0	0	0
Oklahoma State	DNP-injured								
at Baylor	DNP-injured								
vs. Mississippi St.	DNP-injured								
Totals	4	3	7	0.0-0	0-0	0	0	0	0

99 GINO GARCIA

K | R-Sr. | 5th Yr. (2nd at Tech) | Richardson, Texas | Pearce HS

PARTICIPATION	2019*	2020*	2021*	2022	2023	CAREER
GP/GS	12/0	4/0	10/0	3/0	10/0	39/0

* at Houston Christian formerly known as Houston Baptist

CAREER STATS

FIELD GOALS	G	Made	Att	Lg	Pct
2019 (HBU)	12	18	26	54	69.2
2020 (HBU)	4	5	10	50	50.0
2021 (HBU)	10	9	10	59	90.0
2022 (TTU)	3	0	1	0	0.0
2023 (TTU)	10	13	18	55	72.2
TOTALS	39	45	65	59	69.2

SCORING

G	TD	Rush	Pass	Retn	PAT	2PAT	FG	Total	Avg/G
2019 (HBU)	12	0	0	0	47	0	18	101	8.4
2020 (HBU)	4	0	0	0	16	0	5	31	7.8
2021 (HBU)	10	0	0	0	21	0	9	48	4.8
2022 (TTU)	3	0	0	0	7	0	0	7	2.3
2023 (TTU)	10	0	0	0	32	0	13	71	7.1
TOTALS	39	0	0	0	123	0	45	258	6.6

2023 GAME-BY-GAME FG STATS | (Made), Missed, Blocked

Opponent	Att. 1	Att. 2	Att. 3	Att. 4	Att. 5	Totals	Long
at Wyoming	(54)	49	40	50	(27)	2-of-5	54
Oregon	56	(45)	-	-	-	1-of-2	45
Tarleton State	(28)	(43)	-	-	-	2-of-2	43
at West Virginia	(39)	(34)	-	-	-	2-of-2	39
Houston	-	-	-	-	-	0-of-0	-
at Baylor	(37)	-	-	-	-	1-of-1	37
Kansas State	-	-	-	-	-	0-of-0	-
at BYU	-	-	-	-	-	0-of-0	-
TCU	(27)	(55)	-	-	-	2-of-2	55
at Kansas	(32)	(31)	48	(30)	-	3-of-4	32
UCF	-	-	-	-	-	-	-
at Texas	-	-	-	-	-	-	-
Totals						13-of-18	55

2022 GAME-BY-GAME FG STATS | (Made), Missed, Blocked

Opponent	Att. 1	Att. 2	Att. 3	Att. 4	Att. 5	Totals	Long
Houston	46	-	-	-	-	0-of-1	-
Totals						0-of-1	-

2021 GAME-BY-GAME FG STATS (@ HOUSTON BAPTIST) | (Made), Missed, Blocked

Opponent	Att. 1	Att. 2	Att. 3	Att. 4	Att. 5	Totals	Long
at New Mexico	(45)	-	-	-	-	1-of-1	45
Northern Colorado	(24)	(36)	-	-	-	2-of-2	36
at Prairie View	(43)	(24)	-	-	-	2-of-2	43
Northwestern St.	(37)	40	-	-	-	1-of-2	37
at Southeastern	(59)	-	-	-	-	1-of-1	59
Nicholls St.	-	-	-	-	-	0-of-0	-
at UIW	-	-	-	-	-	0-of-0	-
at Northwestern St.	(48)	-	-	-	-	1-of-1	48
McNeese	(26)	-	-	-	-	1-of-1	26
UIW	-	-	-	-	-	0-of-0	-
Totals						9-of-10	59

2020 GAME-BY-GAME FG STATS (@ HOUSTON BAPTIST) | (Made), Missed, Blocked

Opponent	Att. 1	Att. 2	Att. 3	Att. 4	Att. 5	Totals	Long
at North Texas	43	30	(50)	50	-	1-of-4	50
at Texas Tech	(40)	(44)	-	-	-	2-of-2	44
at Louisiana Tech	(42)	-	-	-	-	1-of-1	42
at Eastern Kentucky	(24)	26	53	-	-	1-of-3	24
Totals						5-of-10	50

2019 GAME-BY-GAME FG STATS (@ HOUSTON BAPTIST) | (Made), Missed, Blocked

Opponent	Att. 1	Att. 2	Att. 3	Att. 4	Att. 5	Totals	Long
at UTEP	23	(47)	(23)	-	-	2-of-3	47
Texas Wesleyan	(23)	-	-	-	-	1-of-1	23
at South Dakota	(29)	-	-	-	-	1-of-1	29
Northwestern St.	(33)	(51)	-	-	-	2-of-2	51
Texas Southern	52	(30)	(54)	-	-	2-of-3	54
UIW	(49)	(26)	(32)	-	-	3-of-3	49
at Abilene Christian	(49)	(41)	-	-	-	2-of-2	49
at McNeese	-	-	-	-	-	0-of-0	-
Southeastern La.	(43)	(31)	-	-	-	2-of-2	43
at Nicholls	(30)	(31)	51	54	-	2-of-4	31
Lamar	(24)	55	46	46	-	1-of-4	24
at Sam Houston St.	45	-	-	-	-	0-of-1	-
Totals						18-of-26	54



95 JAYLON HUTCHINGS

DT | S-Sr. | 6th Yr. | Forney, Texas | Forney HS

PARTICIPATION	2018	2019	2020	2021	2022	2023	CAREER
GP/GS	3/0	12/10	10/10	13/13	13/13	10/10	61/56

CAREER STATS

TACKLES	GP	UA	A	Total	TFL	Yds	PD	FF	FR	Blkd	QBH
2018	3	1	1	2	0.0	0	0	0	0	0	0
2019	12	18	9	27	3.5	11	0	1	0	0	2
2020	10	15	8	23	3.0	9	0	0	0	1	1
2021	13	22	25	47	6.5	36	0	0	0	0	4
2022	13	30	20	50	5.5	19	0	1	1	0	4
2023	10	22	22	44	7.5	29	1	0	0	0	1
TOTALS	61	108	85	193	26.0	104	1	2	1	1	13

SACKS

G	UA	A	Total	Yds
2018	3	0	0	0.0
2019	12	1	1	1.5
2020	10	0	2	1.0
2021	13	3	1	3.5
2022	13	1	1	1.5
2023	10	2	4	3.5
TOTALS	61	6	9	11.0

2023 GAME-BY-GAME STATS

Opponent	GS	UA	A	TOT	SACKS-YDS	TFL-YDS	FF	FR	INT	QBH
at Wyoming	*	2	0	2	1.0-5	1.0-5	0	0	0	0
Oregon	*	3	2	5	0.5-1	0.5-1	0	0	0	1
Tarleton State	*	3	1	4	0.0-0	1.5-2	0	0	0	0
at West Virginia	*	3	3	6	1.0-6	2.5-11	0	0	0	0
Houston	*	1	2	3	0.0-0	1.0-3	0	0	0	1
at Baylor	*	2	2	4	0.0-0	0.0-0	0	0	0	0
Kansas State	*	0	4	4	0.5-4	0.5-4	0	0	0	0
at BYU	*	2	2	4	0.0-0	0.0-0	0	0	0	0
TCU	*	0	4	4	0.0-0	0.0-0	0	0	0	0
at Kansas	*	6	2	8	0.5-3	0.5-3	0	0	0	0
UCF	-	-	-	-	-	-	-	-	-	-
at Texas	-	-	-	-	-	-	-	-	-	-
Totals	22	22	44	3.5-19	7.5-29	0	0	0	0	2

2022 GAME-BY-GAME STATS

Opponent	GS	UA	A	TOT	SACKS-YDS	TFL-YDS	FF	FR	INT	QBH
Murray State	*	2	1	3	0.0-0	1.0-2	0	0	0	0
Houston	*	4	2	6	0.0-0	0.5-1	0	0	0	0
at NC State	*	1	3	4	0.0-0	0.0-0	0	0	0	0
Texas	*	3	1	4	0.0-0	0.0-0	0	0	0	1
at Kansas State	*	1	0	1	0.0-0	0.0-0	0	0	0	1
at Oklahoma St.	*	1	3	4	0.0-0	1.0-2	0	0	0	1
West Virginia	*	1	2	3	0.0-0	0.0-0	0	0	0	0
Baylor	*	3	1	4	0.0-0	0.5-0	0	0	0	0
at TCU	*	3	0	3	1.0-8	1.0-8	0	0	0	0
Kansas	*	2	0	2	0.0-0	0.0-0	0	1	0	0
at Iowa State	*	2	4	6	0.5-5	0.5-5	0	0	0	0
Oklahoma	*	3	1	4	0.0-0	0.0-0	0	0	0	1
vs. Ole Miss	*	4	2	6	0.0-0	1.0-1	1	0	0	0
Totals		30	20	50	1.5-13	5.5-19	1	1	0	4

2021 GAME-BY-GAME STATS

Opponent	GS	UA	A	TOT	SACKS-YDS	TFL-YDS	FF	FR	INT	QBH
vs. Houston	*	1	1	2	1.0-11	1.0-11	0	0	0	0
Stephen F. Austin	*	3	2	5	1.0-6	2.0-9	0	0	0	0
FIU	*	1	2	3	0.0-0	0.0-0	0	0	0	0
at Texas	*	0	2	2	0.0-0	0.0-0	0	0	0	0
at West Virginia	*	2	2	4	1.0-8	1.0-8	0	0	0	0
TCU	*	1	6	7	0.0-0	0.5-2	0	0	0	0
at Kansas	*	2	0	2	0.0-0	0.0-0	0	0	0	0
Kansas State	*	3	0	3	0.0-0	0.0-0	0	0	0	1
at Oklahoma	*	0	1	1	0.0-0	0.0-0	0	0	0	1
Iowa State	*	2	2	4	0.5-2	1.5-6	0	0	0	0
Oklahoma State	*	2	2	4	0.0-0	0.0-0	0	0	0	0
at Baylor	*	2	5	7	0.0-0	0.5-1	0	0	0	1
vs. Mississippi St.	*	3	0	3	0.0-0	0.0-0	0	0	0	0
Totals		22	25	47	3.5-27	6.5-36	0	0	0	4

2020 GAME-BY-GAME STATS

Opponent	GS	UA	A	TOT	SACKS-YDS	TFL-YDS	FF	FR	INT	QBH
HBU	*	0	4	4	1.0-5	1.5-6	0	0	0	0
Texas	*	2	0	2	0.0-0	0.0-0	0	0	0	0
at Kansas St.	*	2	0	2	0.0-0	0.0-0	0	0	0	0
at Iowa St.	*	0	1	1	0.0-0	0.0-0	0	0	0	0
West Virginia	*	2	0	2	0.0-0	0.0-0	0	0	0	0
Oklahoma	*	0	2	2	0.0-0	0.5-2	0	0	0	1
at TCU	*	1	1	2	0.0-0	0.0-0	0	0	0	0
Baylor	*	3	0	3	0.0-0	0.0-0	0	0	0	0
at Oklahoma St.	*	1	0	1	0.0-0	0.0-0	0	0	0	0
Kansas	*	4	0	4	0.0-0	1.0-1	0	0	0	0
Totals		15	8	23	1.0-5	3.0-9	0	0	0	1

2019 GAME-BY-GAME STATS

Opponent	GS	UA	A	TOT	SACKS-YDS	TFL-YDS	FF	FR	INT	QBH
Montana St.		0	3	3	0.0-0	0.5-1	0	0	0	0
UTEP		1	1	2	0.0-0	0.0-0	0	0	0	0
at Arizona	*	5	0	5	1.0-2	1.0-2	0	0	0	0
at Oklahoma	*	0	0	0	0.0-0	0.0-0	0	0	0	0
Oklahoma St.	*	1	1	2	0.5-2	0.5-2	1	0	0	1
at Baylor	*	1	1	2	0.0-0	0.5-2	0	0	0	0
Iowa St.	*	0	1	1	0.0-0	0.0-0	0	0	0	0
at Kansas	*	3	0	3	0.0-0	1.0-4	0	0	0	0
at West Virginia	*	1	0	1	0.0-0	0.0-0	0	0	0	0
TCU	*	2	1	3	0.0-0	0.0-0	0	0	0	0
Kansas St.	*	2	0	2	0.0-0	0.0-0	0	0	0	1
at Texas	*	2	1	3	0.0-0	0.0-0	0	0	0	0
Totals		18	9	27	1.5-4	3.5-11	1	0	0	2

2018 GAME-BY-GAME STATS

Opponent	GS	UA	A	TOT	SACKS-YDS	TFL-YDS	FF	FR	INT	QBH
Lamar		0	0	0	0.0-0	0.0-0	0	0	0	0
Kansas		1	1	2	0.0-0	0.0-0	0	0	0	0
vs. Baylor		0	0	0	0.0-0	0.0-0	0	0	0	0
Totals		1	1	2	0.0-0	0.0-0	0	0	0	0

5 QUINCY
LEDET JR.

DL | Sr. | 4th Yr. (1st at Tech) | Orange, Texas | West Orange-Stark HS

PARTICIPATION	2020*	2021*	2022*	2023	CAREER
GP/GS	8/0	11/9	12/10	10/0	41/19

* at Louisiana-Monroe

CAREER STATS

TACKLES	GP	UA	A	Total	TFL	Yds	PD	FF	FR	Blkd
2020 (ULM)	8	5	6	11	0.0	0	0	0	0	0
2021 (ULM)	11	6	22	28	1.0	10	1	1	0	0
2022 (ULM)	12	17	20	37	5.0	34	1	0	0	0
2023 (TTU)	10	4	8	12	0.0	0	0	1	0	0
Totals	41	32	56	88	6.0	44	2	2	0	0

SACKS	G	UA	A	Total	Yds
2020 (ULM)	8	0	0	0.0	0
2021 (ULM)	11	1	0	1.0	10
2022 (ULM)	12	2	2	3.0	27
2023 (TTU)	10	0	0	0.0	0
Totals	41	3	2	4.0	37

2023 GAME-BY-GAME STATS

Opponent	GS	UA	A	TOT	SACKS-YDS	TFL-YDS	FF	FR	INT	QBH
at Wyoming	2	0	2	0.0-0	0.0-0	1	0	0	0	
Oregon	0	1	1	0.0-0	0.0-0	0	0	0	0	
Tarleton State	1	0	1	0.0-0	0.0-0	0	0	0	0	
at West Virginia	0	1	1	0.0-0	0.0-0	0	0	0	0	
Houston	0	0	0	0.0-0	0.0-0	0	0	0	0	
at Baylor	0	1	1	0.0-0	0.0-0	0	0	0	1	
Kansas State	0	0	0	0.0-0	0.0-0	0	0	0	0	
at BYU	1	3	4	0.0-0	0.0-0	0	0	0	0	
TCU	0	2	2	0.0-0	0.0-0	0	0	0	0	
at Kansas	0	0	0	0.0-0	0.0-0	0	0	0	0	
UCF	-	-	-	-	-	-	-	-	-	
at Texas	-	-	-	-	-	-	-	-	-	
Totals	4	8	12	0.0-0	0.0-0	1	0	0	1	

2022 GAME-BY-GAME STATS (@ ULM)

Opponent	GS	UA	A	TOT	SACKS-YDS	TFL-YDS	FF	FR	INT	QBH
at Texas	*	2	0	2	1.0-9	1.0-9	0	0	0	0
Nicholls	*	0	1	1	0.0-0	0.0-0	0	0	0	0
at Alabama	*	0	0	0	0.0-0	0.0-0	0	0	0	0
Louisiana	*	1	3	4	0.0-0	0.0-0	0	0	0	0
at Arkansas St.	2	1	3	0.5-7	0.5-7	0	0	0	0	
Coastal Carolina	0	1	1	0.0-0	0.0-0	0	0	0	0	
at South Alabama*	0	1	1	0.0-0	0.0-0	0	0	0	0	
at Army	*	1	1	2	0.0-0	0.0-0	0	0	0	0
Texas State	*	5	1	6	0.5-1	1.5-6	0	0	0	0
at Georgia State	*	0	2	2	0.0-0	0.0-0	0	0	0	0
at Troy	*	3	4	7	0.0-0	0.5-1	0	0	0	0
Southern Miss	*	3	5	8	1.0-10	1.5-11	0	0	0	0
Totals	17	20	37	3.0-27	5.0-34	0	0	0	0	

7 STEVE
LINTON

OLB | Sr. | 5th Yr. (1st at Tech) | Dublin, Ga. | Dublin HS

PARTICIPATION	2019*	2020*	2021*	2022*	2023	CAREER
GP/GS	3/0	8/1	7/0	11/1	8/4	37/6

* indicates seasons at Syracuse

CAREER STATS

TACKLES	GP	UA	A	Total	TFL	Yds	PD	FF	FR	Blkd	QBH
2019 (SU)	3	0	2	2	0.0	0	0	0	0	0	0
2020 (SU)	8	11	4	15	0.5	2	0	0	1	0	2
2021 (SU)	7	4	3	7	2.0	2	1	0	0	0	1
2022 (SU)	11	11	11	22	6.0	37	0	1	2	0	4
2023 (TTU)	8	13	9	22	4.5	22	0	2	1	0	1
TOTALS	37	39	29	68	13.0	63	1	3	4	0	8

SACKS	G	UA	A	Total	Yds
2019 (SU)	3	0	0	0.0	0
2020 (SU)	8	0	0	0.0	0
2021 (SU)	7	1	0	1.0	1
2022 (SU)	11	3	1	3.5	31
2023 (TTU)	8	3	0	3.0	18
TOTALS	37	7	1	7.5	50

2023 GAME-BY-GAME STATS

Opponent	GS	UA	A	TOT	SACKS-YDS	TFL-YDS	FF	FR	INT	QBH
at Wyoming	*	4	1	5	0.0-0	1.0-4	0	1	0	0
Oregon	*	1	1	2	0.0-0	0.0-0	0	0	0	0
Tarleton State	*	0	0	0	0.0-0	0.0-0	0	0	0	0
at West Virginia	1	2	3	0.0-0	0.5-0	0	0	0	0	
Houston	0	1	1	0.0-0	0.0-0	0	0	0	0	
at Baylor	3	0	3	3.0-18	3.0-18	2	0	0	0	
Kansas State	3	1	4	0.0-0	0.0-0	0	0	0	0	
at BYU	*	1	3	4	0.0-0	0.0-0	0	0	0	1
TCU	DNP-injured									
at Kansas	DNP-injured									
UCF	-	-	-	-	-	-	-	-	-	
at Texas	-	-	-	-	-	-	-	-	-	
Totals	13	9	22	3.0-18	4.5-22	2	1	0	1	

2022 GAME-BY-GAME STATS (@ SYRACUSE)

Opponent	GS	UA	A	TOT	SACKS-YDS	TFL-YDS	FF	FR	INT	QBH
Louisville	3	3	6	1.0-3	2.0-6	1	1	0	0	
at UConn	*	1	0	1	0.0-0	0.0-0	0	0	0	0
Purdue	1	1	2	0.0-0	0.0-0	0	0	0	0	
Virginia	1	0	1	0.0-0	1.0-1	0	0	0	1	
Wagner	1	1	2	1.5-17	1.5-17	0	0	0	0	
NC State	0	0	0	0.0-0	0.0-0	0	0	0	0	
at Clemson	1	2	3	1.0-11	1.0-11	0	0	0	0	
Notre Dame	1	1	2	0.0-0	0.5-2	0	0	0	2	
at Pittsburgh	DNP									
Florida State	0	0	0	0.0-0	0.0-0	0	0	0	0	
at Wake Forest	1	3	4	0.0-0	0.0-0	0	0	0	1	
at Boston College	1	0	1	0.0-0	0.0-0	0	1	0	0	
vs. Minnesota	DNP									
Totals	11	11	22	3.5-31	6.0-37	1	2	0	4	

12 BRALYN LUX

DB | Sr. | 5th Yr. (1st at Tech) | San Jose, Calif. | King's Academy

PARTICIPATION	2020*	2021*	2022*	2023	CAREER
GP/GS	6/6	13/8	8/8	9/5	36/27

* indicates seasons at Fresno State

CAREER STATS

TACKLES	GP	UA	A	Total	TFL	Yds	PD	FF	FR	Blkd	INT
2020 (FS)	6	27	3	30	1.0	1	4	1	1	0	1
2021 (FS)	13	18	6	24	1.0	2	4	0	1	0	0
2022 (FS)	8	30	5	35	3.0	16	7	1	0	0	1
2023 (TTU)	9	17	3	20	3.5	11	6	0	0	0	0
TOTALS	36	92	17	109	8.5	30	21	2	2	0	2

2023 GAME-BY-GAME STATS

Opponent	GS	UA	A	TOT	TFL-YDS	INT-YDS	FF	FR	PBU
at Wyoming	*	2	0	2	1.0-2	0-0	0	0	1
Oregon	*	2	1	3	0.5-2	0-0	0	0	0
Tarleton St.	*	3	0	3	0.0-0	0-0	0	0	0
at West Virginia		0	0	0	0.0-0	0-0	0	0	1
Houston		0	1	1	0.0-0	0.0-0	0	0	0
at Baylor	*	0	0	0	0.0-0	0.0-0	0	0	2
Kansas State	DNP-injured								
at BYU		0	0	0	0.0-0	0.0-0	0	0	0
TCU		7	0	7	0.0-0	0.0-0	0	0	1
at Kansas	*	3	1	4	2.0-7	0.0-0	0	0	1
UCF		-	-	-	-	-	-	-	-
at Texas		-	-	-	-	-	-	-	-
Totals		17	3	20	3.5-11	0-0	0	0	6

2022 GAME-BY-GAME STATS (@ FRESNO STATE)

Opponent	GS	UA	A	TOT	TFL-YDS	INT-YDS	FF	FR	PBU
Cal Poly	*	2	0	2	0.0-0	0-0	0	0	0
Oregon State	*	6	2	8	0.0-0	0-0	0	0	2
at USC	*	6	0	6	0.0-0	0-0	0	0	1
at UConn	*	7	1	8	2.0-14	0-0	1	0	0
at Boise State	*	3	1	4	1.0-2	0-0	0	0	1
San Jose State	*	3	0	3	0.0-0	1-0	0	0	3
at New Mexico	*	2	1	3	0.0-0	0-0	0	0	0
San Diego State	*	1	0	1	0.0-0	0-0	0	0	0
Hawai'i	DNP-injured								
at UNLV	DNP-injured								
at Nevada	DNP-injured								
Wyoming	DNP-injured								
at Boise State	DNP-injured								
vs. Washington St.	DNP-injured								
Totals	30	5	35	3.0-16	1-0	1	0	7	

2021 GAME-BY-GAME STATS (@ FRESNO STATE)

Opponent	GS	UA	A	TOT	TFL-YDS	INT-YDS	FF	FR	PBU
UConn	*	1	0	1	0.0-0	0-0	0	0	1
at Oregon	*	0	0	0	0.0-0	0-0	0	0	1
Cal Poly	*	4	0	4	0.0-0	0-0	0	0	0
at UCLA	*	0	1	1	0.0-0	0-0	0	1	1
UNLV	*	3	1	4	0.0-0	0-0	0	0	1
at Hawai'i	*	2	0	2	0.0-0	0-0	0	0	0
at Wyoming	*	1	0	1	1.0-2	0-0	0	0	0
Nevada	*	4	0	4	0.0-0	0-0	0	0	0
at San Diego St.	*	1	0	1	0.0-0	0-0	0	0	0
Boise State		0	0	0	0.0-0	0-0	0	0	0
New Mexico		0	1	1	0.0-0	0-0	0	0	0
at San Jose State		2	2	4	0.0-0	0-0	0	0	0
vs. UTEP		0	3	3	0.0-0	0-0	0	0	0
Totals		18	6	24	1.0-2	0-0	0	1	4

2020 GAME-BY-GAME STATS (@ FRESNO STATE)

Opponent	GS	UA	A	TOT	TFL-YDS	INT-YDS	FF	FR	PBU
Hawai'i	*	8	0	8	1.0-1	0-0	1	0	1
Colorado State	*	6	0	6	0.0-0	0-0	0	0	1
at UNLV	*	7	2	9	0.0-0	0-0	0	0	0
at Utah State	*	2	0	2	0.0-0	0-0	0	0	2
at Nevada	*	2	1	3	0.0-0	1-24	0	0	0
vs. New Mexico	*	2	0	2	0.0-0	0-0	0	0	0
Totals		27	3	30	1.0-1	1-24	1	0	4

20 NEHEMIAH MARTINEZ

WR | Jr. | 3rd Yr. | Lubbock, Texas | Cooper HS

PARTICIPATION	2021	2022	2023	CAREER
GP/GS	11/0	13/4	9/0	33/4

CAREER STATS

ALL PURPOSE	G	Rush	Rec	PR	KR	IR	Total	Avg/G
2021	11	19	0	0	21	0	40	3.6
2022	13	12	394	0	130	0	536	41.2
2023	9	68	32	0	0	0	100	11.1
Totals	33	99	426	0	151	0	676	20.5

2023 GAME-BY-GAME

Opponent	GS	Rec	Yds	TD	Avg	LG	Rush	Yds	TD
at Wyoming	DNP-injured								
Oregon	1	31	0	31.0	31		0	0	0
Tarleton State	0	0	0	0	0		6	38	0
at West Virginia	0	0	0	0	0		1	11	0
Houston	0	0	0	0	0		5	15	0
at Baylor	0	0	0	0	0		0	0	0
Kansas State	0	0	0	0	0		0	0	0
at BYU	0	0	0	0	0		1	4	0
TCU	1	1	0	1	1		0	0	0
at Kansas	0	0	0	0	0		0	0	0
UCF	-	-	-	-	-		-	-	-
at Texas	-	-	-	-	-		-	-	-
Totals	2	32	0	16.0	31		13	68	0

2022 GAME-BY-GAME

Opponent	GS	Rec	Yds	TD	Avg	LG	Rush	Yds	TD
Murray State		2	43	0	21.5	24	0	0	0
Houston		5	76	1	15.2	43	0	0	0
at NC State		4	46	0	11.5	18	0	0	0
Texas	*	3	14	0	4.7	7	0	0	0
at Kansas State		1	6	1	6	6	0	0	0
at Oklahoma State	*	2	26	0	13	16	0	0	0
West Virginia	*	6	52	0	8.7	15	1	6	0
Baylor		0	0	0	0	0	0	0	0
at TCU		0	0	0	0	0	1	6	0
Kansas		2	36	0	18	34	0	0	0
at Iowa State		3	33	0	11	21	0	0	0
Oklahoma	*	4	62	0	15.5	24	0	0	0
vs. Ole Miss		0	0	0	0	0	0	0	0
Totals		32	394	2	12.3	43	2	12	0

10 DRAE
McCRA Y

WR | Jr. | 3rd Yr. (1st at Tech) | Tallahassee, Fla. | N. Florida Christian HS

PARTICIPATION	2021*	2022*	2023	CAREER
GP/GS	11/11	11/11	10/1	32/23

* indicates seasons at Austin Peay

CAREER STATS

RECEIVING	G	Rec	Yds	TD	Lg	Rec/G	Avg/C	Avg/G
2021 (APU)	11	53	867	8	73	4.8	16.4	78.8
2022 (APU)	11	76	1,021	9	72	6.9	13.4	92.8
2023 (TTU)	10	20	178	1	44	2.0	8.9	17.8
Totals	32	149	2,066	18	73	4.7	13.9	64.6

2023 GAME-BY-GAME

Opponent	GS	Rec	Yds	TD	Avg	Lg	Rush	Yds	TD
at Wyoming		5	42	0	8.4	15	0	0	0
Oregon		1	31	0	31.0	31	0	0	0
Tarleton State		1	9	0	9.0	9	0	0	0
at West Virginia		3	18	0	6.0	15	0	0	0
Houston		0	0	0	0	0	0	0	0
at Baylor		2	17	0	8.5	16	0	0	0
Kansas State		2	-3	0	-1.5	4	0	0	0
at BYU		3	22	0	7.3	13	1	4	0
TCU		1	44	1	44	44	0	0	0
at Kansas		2	-2	0	-1	0	0	0	0
UCF		-	-	-	-	-	-	-	-
at Texas		-	-	-	-	-	-	-	-
Totals		20	178	1	8.9	44	1	4	0

2022 GAME-BY-GAME (@ AUSTIN PEAY)

Opponent	GS	Rec	Yds	TD	Avg	Lg	Rush	Yds	TD
at Western Kentucky	*	7	90	2	12.9	44	1	17	0
Presbyterian	*	7	113	0	16.1	26	1	8	0
Mississippi Valley State	*	10	158	2	15.8	36	0	0	0
at Alabama A&M	*	1	1	0	1.0	1	0	0	0
Eastern Kentucky	*	6	59	1	9.8	24	2	8	0
at Central Arkansas	*	7	73	0	10.4	34	0	0	0
Murray State	*	5	166	2	33.2	72	2	-1	0
Jacksonville State	*	6	68	1	11.3	23	4	17	0
at North Alabama	*	5	106	1	21.2	62	2	5	0
at Kennesaw State	*	10	95	0	9.5	21	0	0	0
at Alabama	*	12	92	0	7.6	32	0	0	0
Totals		76	1,021	9	13.4	72	12	54	0

2021 GAME-BY-GAME (@ AUSTIN PEAY)

Opponent	GS	Rec	Yds	TD	Avg	Lg	Rush	Yds	TD
at Chattanooga	*	5	87	1	17.4	57	0	0	0
at Ole Miss	*	6	87	0	14.5	51	0	0	0
Moorhead State	*	5	86	0	17.2	52	0	0	0
at Eastern Kentucky	*	8	59	0	7.4	11	0	0	0
Tennessee State	*	4	40	0	10.0	22	0	0	0
Southeast Missouri	*	2	18	0	9.0	13	0	0	0
at Murray State	*	4	23	1	5.8	14	0	0	0
at UT Martin	*	2	23	0	11.5	16	0	0	0
Eastern Illinois	*	6	137	2	22.8	45	0	0	0
at Tennessee State	*	4	70	0	17.5	45	0	0	0
Tennessee Tech	*	7	237	4	33.9	73	1	1	0
Totals		53	867	8	16.4	73	1	1	0

31 AUSTIN
MCNAMARA

P | S-Sr. | 5th Yr. | Gilbert, Ariz. | Highland HS

PARTICIPATION	2019	2020	2021	2022	2023	CAREER
GP/GS	12/0	9/0	13/0	13/0	10/0	57/0

CAREER PUNTING	G	No.	Yards	Lg	Avg
2019	12	59	2657	66	45.0
2020	9	41	1898	87	46.3
2021	13	42	2023	70	48.2
2022	13	50	2215	65	44.3
2023	10	40	1902	59	47.6
Totals	57	232	10,695	87	46.1

2023 GAME-BY-GAME STATS

Opponent	No	Yds	Avg	Long	Blkd	TB	FC	50+	I20
at Wyoming	4	199	49.8	54	0	1	3	3	2
Oregon	2	89	44.5	52	0	0	1	1	1
Tarleton State	4	195	48.8	53	0	1	0	1	2
at West Virginia	6	294	49.0	54	0	0	2	4	0
Houston	4	199	49.8	59	0	2	1	1	1
at Baylor	3	144	48.0	53	0	0	3	1	3
Kansas State	4	183	45.8	57	0	1	1	1	0
at BYU	4	192	48.0	57	0	0	2	2	3
TCU	4	175	43.8	51	0	0	4	1	3
at Kansas	5	232	46.4	56	0	1	3	2	2
UCF	-	-	-	-	-	-	-	-	-
at Texas	-	-	-	-	-	-	-	-	-
Totals	40	1,902	47.6	59	0	6	20	17	17

2022 GAME-BY-GAME STATS

Opponent	No	Yds	Avg	Long	Blkd	TB	FC	50+	I20
Murray State	4	183	43.8	56	0	0	0	2	3
Houston	4	178	44.5	53	0	0	2	1	2
at NC State	6	247	41.2	50	0	0	3	1	1
Texas	2	85	42.5	59	0	0	0	1	1
at Kansas State	3	136	45.3	60	0	1	1	1	1
at Oklahoma State	4	166	41.5	46	0	0	3	0	0
West Virginia	2	108	54.0	65	0	1	0	1	1
Baylor	2	96	48.0	53	0	0	1	1	1
at TCU	6	282	47.0	55	0	1	2	4	3
Kansas	3	140	46.7	63	0	0	2	2	0
at Iowa State	7	273	39.0	49	0	0	6	0	1
Oklahoma	6	283	47.2	52	0	0	4	1	1
vs. Ole Miss	1	38	38.0	38	0	0	1	0	0
Totals	50	2215	44.3	65	0	3	25	15	15

2021 GAME-BY-GAME STATS

Opponent	No	Yds	Avg	Long	Blkd	TB	FC	50+	I20
vs Houston	5	230	46.0	54	0	1	2	2	1
SFA	4	181	45.2	47	0	0	3	0	2
FIU	3	128	42.7	50	0	0	3	1	2
at Texas	2	93	46.5	48	0	1	0	0	0
at West Virginia	3	138	46.0	52	0	0	1	2	2
TCU	2	99	49.5	55	0	0	0	1	0
at Kansas	0	0	0.0	0	0	0	0	0	0
Kansas State	2	82	41.0	50	0	1	1	1	0
at Oklahoma	3	142	47.3	50	0	0	2	1	2
Iowa State	2	95	47.5	53	0	0	1	1	0
Oklahoma State	9	508	56.4	70	0	2	5	8	4
at Baylor	3	143	47.7	55	0	0	2	1	2
at Mississippi St.	4	184	46.0	61	0	0	0	2	2
Totals	42	2023	48.2	70	0	5	20	20	17

2020 GAME-BY-GAME STATS

Opponent	No	Yds	Avg	Long	Blkd	TB	FC	50+	I20
Houston Baptist	4	159	39.8	43	0	1	3	0	1
Texas	5	239	47.8	56	1	0	2	2	2
at Kansas State	2	97	48.5	49	0	0	2	0	2
at Iowa State	6	261	43.5	47	0	1	4	0	1
West Virginia	5	267	53.4	87	0	2	2	2	1
Oklahoma	6	262	43.7	52	0	0	2	3	1
at TCU	7	330	47.1	56	0	0	1	2	1
at Oklahoma State	4	176	44.0	55	0	0	1	1	1
Kansas	2	107	53.5	55	0	0	0	2	1
Totals	41	1898	46.3	87	1	4	17	12	11

2019 GAME-BY-GAME STATS

Opponent	No	Yds	Avg	Long	Blkd	TB	FC	50+	I20
Montana State	5	242	48.4	57	0	0	4	2	2
UTEP	4	188	47.0	55	0	0	1	1	1
at Arizona	7	321	45.8	56	0	1	3	2	4
at Oklahoma	6	291	48.5	66	0	1	2	2	1
Oklahoma State	5	168	33.6	51	0	0	2	1	2
at Baylor	4	178	44.5	60	0	0	0	2	1
Iowa State	6	280	46.7	57	0	2	2	2	0
at Kansas	5	211	42.2	48	0	0	3	0	3
at West Virginia	5	227	45.4	58	0	1	2	2	1
TCU	4	189	47.2	52	0	0	4	1	2
Kansas State	4	165	41.2	49	0	0	3	0	2
at Texas	4	197	49.2	56	0	0	0	2	1
Totals	59	2657	45.0	66	0	5	26	17	20



2 BEHREN
MORTON

QB | So. | 3rd Yr. | Eastland, Texas | Eastland HS

PARTICIPATION	2021	2022	2023	CAREER
GP/GS	2/0	9/4	7/5	18/9

CAREER STATS										
PASSING	G	Comp	Att	Int	Yds	TD	Lg	Pct	Avg/G	Effic
2021	2	1	3	0	0	0	0	33.3	0.0	33.3
2022	9	96	169	6	1,117	7	55	56.8	124.1	118.9
2023	7	115	180	3	1,154	10	44	63.9	164.9	132.7
Totals	18	212	352	9	2,271	17	55	60.2	126.2	125.2

RUSHING	G	Att	Yds	TD	Lg	Avg/C	Avg/G
2021	2	2	15	0	17	7.5	7.5
2022	9	42	79	2	15	1.9	8.8
2023	7	35	1	3	10	0.0	0.1
Totals	18	79	95	5	17	1.2	5.3

2023 GAME-BY-GAME													
Opponent	GS	Comp	Att	TD	INT	Yds	Lg	Run	Yds	TD	Lg		
at Wyoming		DNP											
Oregon		DNP											
Tarleton State		8	13	2	1	72	15	3	11	0	7		
at West Virginia		13	37	1	0	158	26	8	-12	0	4		
Houston	*		14	22	2	0	161	34	4	10	0	7	
at Baylor	*		19	26	3	1	180	24	2	-1	1	10	
Kansas State	*		14	21	0	0	125	31	6	8	1	10	
at BYU		DNP-injured											
TCU	*		28	36	2	0	282	44	5	-4	1	9	
at Kansas	*		19	25	0	1	176	33	7	-11	0	9	
UCF		-	-	-	-	-	-	-	-	-	-	-	
at Texas		-	-	-	-	-	-	-	-	-	-	-	
Totals		115	180	10	3	1,154	44	35	1	3	10		

2022 GAME-BY-GAME													
Opponent	GS	Comp	Att	TD	INT	Yds	Lg	Run	Yds	TD	Lg		
Murray State		7	10	1	1	97	24	3	-15	0	2		
Houston		0	0	0	0	0	0	0	0	0	0		
at NC State		4	7	0	1	85	38	2	20	0	13		
Texas		0	0	0	0	0	0	0	0	0	0		
at Kansas State		DNP											
at Oklahoma St.	*		39	62	2	1	379	36	17	53	1	15	
West Virginia	*		28	45	2	0	325	55	8	17	0	8	
Baylor	*		11	34	1	3	152	39	6	6	1	14	
at TCU	*		7	10	1	0	79	47	6	-2	0	4	
Kansas		DNP-injured											
at Iowa State		DNP-injured											
Oklahoma		DNP-injured											
vs. Ole Miss		0	1	0	0	0	0	0	0	0	0	0	
Totals		96	169	7	6	1,117	55	42	79	2	15		

18 TYLER
OWENS

DB | S-Sr. | 5th Yr. (2nd at Tech) | Plano, Texas | Plano East HS

PARTICIPATION	2019*	2020*	2021*	2022	2023	CAREER
GP/GS	13/1	9/0	5/0	12/2	9/8	48/11

CAREER STATS													
TACKLES	GP	UA	A	Total	TFL	Yds	PD	FF	FR	Blkd	QBH		
2019 (UT)	13	6	2	8	0.0	0	0	0	0	0	0		
2020 (UT)	9	2	1	3	0.5	2	1	0	0	1	0		
2021 (UT)	5	2	0	2	0.0	0	0	0	0	0	0		
2022 (TTU)	12	14	5	19	0.0	0	2	2	0	1	0		
2023 (TTU)	9	29	6	35	1.0	5	2	0	0	0	0		
TOTALS	48	53	14	67	1.5	7	5	2	0	2	0		

INTERCEPTIONS	GP	No	Yds	TD	Lg	Avg/R
2019 (UT)	13	0	0	0	0	0.0
2020 (UT)	9	0	0	0	0	0.0
2021 (UT)	5	0	0	0	0	0.0
2022 (TTU)	12	1	0	0	0	0.0
2023 (TTU)	9	0	0	0	0	0.0
TOTALS	48	1	0	0	0	0.0

2023 GAME-BY-GAME STATS													
Opponent	GS	UA	A	TOT	TFL-YDS	INT-YDS	FF	FR	PBU				
at Wyoming	*	2	0	2	0.0-0	0-0	0	0	1				
Oregon	*	4	1	5	0.0-0	0-0	0	0	0				
Tarleton St.		DNP-injured											
at West Virginia	*	1	2	3	0.0-0	0-0	0	0	0				
Houston	*	10	0	10	0.0-0	0-0	0	0	0				
at Baylor	*	2	0	2	0.0-0	0-0	0	0	0				
Kansas State	*	3	1	4	0.0-0	0-0	0	0	0				
at BYU	*	2	0	2	0.0-0	0-0	0	0	1				
TCU		3	2	5	1.0-5	0-0	0	0	0				
at Kansas		2	0	2	0.0-0	0-0	0	0	0				
UCF		-	-	-	-	-	-	-	-				
at Texas		-	-	-	-	-	-	-	-				
Totals		29	6	35	1.0-5	0-0	0	0	2				

2022 GAME-BY-GAME STATS													
Opponent	GS	UA	A	TOT	TFL-YDS	INT-YDS	FF	FR	PBU				
Murray State		1	0	1	0.0-0	0-0	0	0	0				
Houston		0	0	0	0.0-0	0-0	0	0	0				
at NC State		1	0	1	0.0-0	0-0	0	0	0				
Texas		1	0	1	0.0-0	0-0	0	0	0				
at Kansas State		1	0	1	0.0-0	0-0	0	0	0				
at Oklahoma St.	*	2	1	3	0.0-0	0-0	0	0	2				
West Virginia		DNP-injured											
Baylor		0	0	0	0.0-0	0-0	0	0	0				
at TCU		1	1	2	0.0-0	0-0	0	0	0				
Kansas		0	0	0	0.0-0	0-0	0	0	0				
at Iowa State		3	1	4	0.0-0	0-0	1	0	0				
Oklahoma		0	0	0	0.0-0	0-0	0	0	0				
vs. Ole Miss	*	4	2	6	0.0-0	1-0	1	0	0				
Totals		14	5	19	0.0-0	1-0	2	0	2				

8 JESIAH
PIERRE

LB | Sr. | 5th Yr. (3rd at Tech) | Mount Dora, Fla. | Mount Dora Christian Academy

PARTICIPATION	2019*	2020*	2021	2022	2023	CAREER
GP/GS	2/0	11/0	11/3	13/10	9/6	46/19

* at Florida

CAREER STATS

TACKLES	GP	UA	A	Total	TFL	Yds	PD	FF	FR	Blkd	QBH
2019 (LUF)	2	0	0	0	0.0	0	0	0	0	0	0
2020 (LUF)	11	3	5	8	0.5	4	0	0	0	0	0
2021 (TTU)	11	15	12	27	1.0	2	0	0	0	0	0
2022 (TTU)	13	24	16	40	7.0	28	1	1	0	0	3
2023 (TTU)	9	28	25	53	1.5	7	0	0	1	0	1
Totals	46	70	58	128	10.0	41	1	1	1	0	4

2023 GAME-BY-GAME STATS

Opponent	GS	UA	A	TOT	SACKS-YDS	TFL-YDS	FF	FR	INT	QBH
at Wyoming	*	10	4	14	0.0-0	0.0-0	0	0	0	0
Oregon	*	3	3	6	0.0-0	0.0-0	0	0	0	0
Tarleton State	*	5	0	5	0.0-0	0.0-0	0	0	0	0
at West Virginia	*	5	7	12	0.0-0	0.0-0	0	0	0	0
Houston		DNP-injured								
at Baylor	*	2	4	6	0.5-5	0.5-5	0	1	0	0
Kansas State	*	2	5	7	0.0-0	1.0-2	0	0	0	0
at BYU		0	1	1	0.0-0	0.0-0	0	0	0	0
TCU		0	1	1	0.0-0	0.0-0	0	0	0	1
at Kansas		1	0	1	0.0-0	0.0-0	0	0	0	0
UCF	-	-	-	-	-	-	-	-	-	-
at Texas	-	-	-	-	-	-	-	-	-	-
Totals		28	25	53	0.5-5	1.5-7	0	1	0	1

2022 GAME-BY-GAME STATS

Opponent	GS	UA	A	TOT	SACKS-YDS	TFL-YDS	FF	FR	INT	QBH
Murray State	*	1	2	3	0.0-0	0.0-0	0	0	0	0
Houston	*	0	0	0	0.0-0	0.0-0	0	0	0	0
at NC State	*	0	2	2	0.0-0	0.0-0	0	0	0	0
Texas	*	0	0	0	0.0-0	0.0-0	0	0	0	0
at Kansas State		1	0	1	0.0-0	0.0-0	0	0	0	0
at Oklahoma St.	*	3	2	5	1.0-1	1.0-1	0	0	0	0
West Virginia	*	1	1	2	0.0-0	0.0-0	0	0	0	0
Baylor	*	3	2	5	0.0-0	0.0-0	0	0	0	0
at TCU	*	1	4	5	1.5-8	2.5-11	0	0	0	1
Kansas	*	6	1	7	2.0-12	2.0-12	1	0	0	0
at Iowa State	*	4	2	6	0.0-0	1.5-4	0	0	0	1
Oklahoma		2	0	2	0.0-0	0.0-0	0	0	0	0
vs. Ole Miss		2	0	2	0.0-0	0.0-0	0	0	0	1
Totals		24	16	40	4.5-21	7.0-28	1	0	0	3

2021 GAME-BY-GAME STATS

Opponent	GS	UA	A	TOT	SACKS-YDS	TFL-YDS	FF	FR	INT	QBH
vs. Houston		3	2	5	0.0-0	0.5-1	0	0	0	0
Stephen F. Austin		0	2	2	0.0-0	0.0-0	0	0	0	0
FIU		3	1	4	0.0-0	0.0-0	0	0	0	0
at Texas		2	0	2	0.0-0	0.0-0	0	0	0	0
at West Virginia	*	1	2	3	0.0-0	0.0-0	0	0	0	0
TCU	*	3	3	6	0.0-0	0.5-1	0	0	0	0
at Kansas	*	0	0	0	0.0-0	0.0-0	0	0	0	0
Kansas State		0	0	0	0.0-0	0.0-0	0	0	0	0
at Oklahoma		2	0	2	0.0-0	0.0-0	0	0	0	0
Iowa State		DNP								
Oklahoma State		1	2	3	0.0-0	0.0-0	0	0	0	0
at Baylor		0	0	0	0.0-0	0.0-0	0	0	0	0
vs. Mississippi St.		DNP								
Totals		15	12	27.0	0.0-0	1.0-2	0	0	0	0

2020 GAME-BY-GAME STATS (@ FLORIDA)

Opponent	UA	A	TOT	SACKS-YDS	TFL-YDS	FF	FR	INT	QBH
at Ole Miss	0	0	0	0.0-0	0.0-0	0	0	0	0
South Carolina	0	0	0	0.0-0	0.0-0	0	0	0	0
at Texas A&M	0	0	0	0.0-0	0.0-0	0	0	0	0
Mizzou	0	1	1	0.0-0	0.0-0	0	0	0	0
vs. Georgia	0	0	0	0.0-0	0.0-0	0	0	0	0
Arkansas	0	0	0	0.0-0	0.0-0	0	0	0	0
at Vanderbilt	0	4	4	0.0-0	0.5-4	0	0	0	0
Kentucky	2	0	2	0.0-0	0.0-0	0	0	0	0
at Tennessee	1	0	1	0.0-0	0.0-0	0	0	0	0
LSU	0	0	0	0.0-0	0.0-0	0	0	0	0
vs. Alabama	0	0	0	0.0-0	0.0-0	0	0	0	0
vs. Oklahoma	DNP								
Totals	3	5	8	0.0-0	0.5-4	0	0	0	0

1 MYLES
PRICE

WR | Sr. | 4th Yr. | The Colony, Texas | The Colony HS

PARTICIPATION	2020	2021	2022	2023	CAREER
GP/GS	9/3	12/9	11/9	10/7	42/28

CAREER STATS

RECEIVING	G	Rec	Yds	TD	Lg	Rec/G	Avg/C	Avg/G
2020	9	29	305	1	44	3.2	10.5	33.9
2021	12	38	523	2	48	3.2	13.8	43.6
2022	11	51	513	2	54	4.6	10.1	46.6
2023	10	43	410	5	33	4.3	9.5	41.0
Totals	42	161	1,751	10	54	3.8	10.9	41.7

RUSHING

2020	9	12	124	1	70	10.3	13.8
2021	12	14	83	1	15	5.9	6.9
2022	11	0	0	0	0	0.0	0.0
2023	10	0	0	0	0	0.0	0.0
Totals	42	26	207	2	70	8.0	5.2

KICK RETURNS

2020	9	3	59	19.7	0	29
2021	12	0	0	0.0	0	0
2022	11	0	0	0.0	0	0
2023	10	0	0	0.0	0	0
Totals	42	3	59	19.7	0	29

PUNT RETURNS

2020	9	0	0	0	0	0.0	0.0
2021	12	2	37	0	27	18.5	3.1
2022	11	8	63	0	20	7.9	5.7
2023	10	9	196	0	43	21.8	21.7
Totals	42	19	296	0	43	14.8	7.2

ALL PURPOSE

2020	9	124	305	0	59	0	488	54.2
2021	12	83	523	37	0	0	643	53.6
2022	11	0	513	63	0	0	576	52.4
2023	10	0	410	196	0	0	606	60.6
Totals	42	207	1,751	296	59	0	2,313	55.1

2023 GAME-BY-GAME

Opponent	GS	Rec	Yds	TD	Avg	LG	Rush	Yds	TD
at Wyoming	*	6	65	1	10.8	33	0	0	0
Oregon		4	31	1	7.8	18	0	0	0
Tarleton State	*	2	22	1	11.0	15	0	0	0
at West Virginia		0	0	0	0	0	0	0	0
Houston	*	5	63	1	12.6	16	0	0	0
at Baylor	*	10	90	0	9	24	0	0	0
Kansas State	*	4	33	0	8.3	13	0	0	0
at BYU	*	2	27	0	13.5	16	0	0	0
TCU	*	5	50	1	10	25	0	0	0
at Kansas		5	29	0	5.8	14	0	0	0
UCF	-	-	-	-	-	-	-	-	-
at Texas	-	-	-	-	-	-	-	-	-
Totals		43	410	5	9.5	33	0	0	0

2022 GAME-BY-GAME

Opponent	GS	Rec	Yds	TD	Avg	LG	Rush	Yds	TD
Murray State	*	3	39	0	13	17	0	0	0
Houston	*	5	78	1	15.6	54	0	0	0
at NC State	*	4	50	1	12.5	24	0	0	0
Texas	*	13	98	0	7.5	26	0	0	0
at Kansas State	*	6	44	0	7.3	16	0	0	0
at Oklahoma State					DNP-injured				
West Virginia					DNP-injured				
Baylor		1	16	0	16	16	0	0	0
at TCU	*	2	14	0	7	13	0	0	0
Kansas	*	5	43	0	8.6	18	0	0	0
at Iowa State	*	3	42	0	14	28	0	0	0
Oklahoma		6	54	0	9	19	0	0	0
vs. Ole Miss	*	3	35	0	11.7	20	0	0	0
Totals		51	513	2	10.1	54	0	0	0

2021 GAME-BY-GAME

Opponent	GS	Rec	Yds	TD	Avg	LG	Rush	Yds	TD
vs. Houston	*	0	0	0	0.0	0	2	8	0
Stephen F. Austin	*	2	14	0	7.0	12	2	-5	0
FIU	*	2	19	0	9.5	15	0	0	0
at Texas	*	5	75	1	15.0	40	1	9	0
at West Virginia		2	8	0	4.0	5	1	14	0
TCU	*	2	41	0	20.5	27	2	20	0
at Kansas	*	2	20	0	10.0	15	3	25	1
Kansas State		4	64	0	16.0	40	2	2	0
at Oklahoma	*	6	36	0	6.0	14	0	0	0



Opponent	GS	Rec	Yds	TD	Avg	LG	Rush	Yds	TD
Iowa State	*	9	175	1	19.4	39	0	0	0
Oklahoma State	*	1	-1	0	-1.0	-1	0	0	0
at Baylor	DNP								
vs. Mississippi St.	3	72	0	24.0	48		2	15	0
Totals	38	523	2	13.8	48		14	94	1

2020 GAME-BY-GAME

Opponent	GS	Rec	Yds	TD	Avg	LG	Rush	Yds	TD
Houston Baptist	DNP								
Texas	1	8	0	8.0	8		1	7	0
at Kansas St.	6	51	1	8.5	21		1	5	0
at Iowa St.	*	2	16	0	8.0	12	1	10	0
West Virginia	*	7	79	0	11.3	44	2	13	0
Oklahoma	1	9	0	9.0	9		0	0	0
at TCU	4	30	0	7.5	1		1	12	0
Baylor	1	5	0	5.0	5		2	-1	0
at Oklahoma St.	4	59	0	14.8	24		2	7	0
Kansas	*	2	43	0	21.5	33	2	71	1
Totals	28	300	1	10.7	44		12	124	1

3 BRYCE
RAMIREZ

OLB | Sr. | 5th Yr. | Missouri City, Texas | George Ranch HS

PARTICIPATION	2019	2020	2021	2022	2023	CAREER
GP/GS	0/0	0/0	7/0	2/1	9/2	18/3

CAREER STATS

TACKLES	GP	UA	A	Total	TFL	Yds	PD	FF	FR	Blkd	QBH
2021	7	2	1	3	0.0	0	0	0	0	0	0
2022	2	4	0	4	0.0	0	0	0	0	0	0
2023	9	14	6	20	0.0	0	0	0	0	0	1
Totals	18	20	7	27	0.0	0	0	0	0	0	1

2023 GAME-BY-GAME STATS

Opponent	GS	UA	A	TOT	SACKS-YDS	TFL-YDS	FF	FR	INT	QBH
at Wyoming		0	1	1	0.0-0	0.0-0	0	0	0	0
Oregon		2	0	2	0.0-0	0.0-0	0	0	0	0
Tarleton State		1	0	1	0.0-0	0.0-0	0	0	0	0
at West Virginia		0	1	1	0.0-0	0.0-0	0	0	0	0
Houston		2	0	2	0.0-0	0.0-0	0	0	0	0
at Baylor		1	0	1	0.0-0	0.0-0	0	0	0	0
Kansas State		DNP-injured								
at BYU	*	3	4	7	0.0-0	0.0-0	0	0	0	1
TCU	*	2	0	2	0.0-0	0.0-0	0	0	0	0
at Kansas		3	0	3	0.0-0	0.0-0	0	0	0	0
UCF		-	-	-	-	-	-	-	-	-
at Texas		-	-	-	-	-	-	-	-	-
Totals		14	6	20	0.0-0	0.0-0	0	0	0	1

2022 GAME-BY-GAME STATS

Opponent	GS	UA	A	TOT	SACKS-YDS	TFL-YDS	FF	FR	INT	QBH	
Murray State		DNP									
Houston		3	0	3	0.0-0	0.0-0	0	0	0	0	
at NC State	*	1	0	1	0.0-0	0.0-0	0	0	0	0	
Texas		DNP-injured									
at Kansas State		DNP-injured									
at Oklahoma St.		DNP-injured									
West Virginia		DNP-injured									
Baylor		DNP-injured									
at TCU		DNP-injured									
Kansas		DNP-injured									
at Iowa State		DNP-injured									
Oklahoma		DNP-injured									
vs. Ole Miss		DNP-injured									
Totals		4	0	4	0.0-0	0.0-0	0	0	0	0	

2021 GAME-BY-GAME STATS

Opponent	GS	UA	A	TOT	SACKS-YDS	TFL-YDS	FF	FR	INT	QBH
vs. Houston	DNP									
Stephen F. Austin	DNP									
FIU	DNP									
at Texas	DNP									
at West Virginia	DNP									
TCU	DNP									
at Kansas	0	0	0	0.0-0	0.0-0	0	0	0	0	
Kansas State	1	1	2	0.0-0	0.0-0	0	0	0	0	
at Oklahoma	0	0	0	0.0-0	0.0-0	0	0	0	0	
Iowa State	DNP									
Oklahoma State	0	0	0	0.0-0	0.0-0	0	0	0	0	
at Baylor	0	0	0	0.0-0	0.0-0	0	0	0	0	
vs. Mississippi St.	1	0	1	0.0-0	0.0-0	0	0	0	0	
Totals	2	1	3	0.0-0	0.0-0	0	0	0	0	

13 BEN
ROBERTS

LB | R-Fr. | 2nd Yr. | Haslet, Texas | Eaton HS

PARTICIPATION	2022	2023	CAREER
GP/GS	2/0	10/9	12/9

CAREER STATS

TACKLES	GP	UA	A	Total	TFL	Yds	PD	FF	FR	Blkd	QBH
2022	2	0	0	0	0.0	0	0	0	0	0	0
2023	10	45	36	81	4.5	27	0	2	0	0	1
Totals	12	45	36	81	4.5	27	0	2	0	0	1

2023 GAME-BY-GAME STATS

Opponent	GS	UA	A	TOT	SACKS-YDS	TFL-YDS	FF	FR	INT	QBH
at Wyoming		0	1	1	0.0-0	0.5-0	0	0	0	0
Oregon	*	5	7	12	0.5-2	1.5-7	1	0	0	0
Tarleton State	*	2	2	4	0.0-0	0.0-0	0	0	0	0
at West Virginia	*	4	7	11	0.0-0	0.5-1	0	0	1	0
Houston	*	8	2	10	0.0-0	0.0-0	0	0	0	0
at Baylor	*	5	2	7	0.0-0	2.0-19	1	0	0	0
Kansas State	*	5	6	11	0.0-0	0.0-0	0	0	0	0
at BYU	*	5	5	10	0.0-0	0.0-0	0	0	0	1
TCU	*	3	3	6	0.0-0	0.0-0	0	0	0	0
at Kansas	*	8	1	9	0.0-0	0.0-0	0	0	0	0
UCF		-	-	-	-	-	-	-	-	-
at Texas		-	-	-	-	-	-	-	-	-
Totals		45	36	81	0.5-2	4.5-27	2	0	1	1

10 JACOB
RODRIGUEZ

LB | Jr. | 3rd Yr. (2nd at Tech) | Wichita Falls, Texas | Rider HS

PARTICIPATION	2021	2022	2023	CAREER
GP/GS	12/0	12/0	3/2	27/2

CAREER STATS

TACKLES	GP	UA	A	Total	TFL	Yds	PD	FF	FR	Blkd	QBH
2021 (UVA)	12	1	0	1	0.0	0	0	0	0	0	0
2022 (TTU)	12	17	12	29	3.0	7	0	1	0	0	0
2023 (TTU)	3	9	3	12	1.0	1	0	1	1	0	0
Totals	27	24	14	38	4.0	8	0	2	1	0	0

2023 GAME-BY-GAME STATS

Opponent	GS	UA	A	TOT	SACKS-YDS	TFL-YDS	FF	FR	INT	QBH
at Wyoming	*	2	0	2	0.0-0	0.0-0	1	1	0	0
Oregon	DNP-injured									
Tarleton State	DNP-injured									
at West Virginia	DNP-injured									
Houston	DNP-injured									
at Baylor	DNP-injured									
Kansas State	DNP-injured									
at BYU	DNP-injured									
TCU		4	2	6	0.0-0	0.0-0	0	0	0	0
at Kansas	*	3	1	4	0.0-0	1.0-1	0	0	0	0
UCF		-	-	-	-	-	-	-	-	-
at Texas		-	-	-	-	-	-	-	-	-
Totals		9	3	12	0.0-0	1.0-1	1	1	0	0

2022 GAME-BY-GAME STATS

Opponent	GS	UA	A	TOT	SACKS-YDS	TFL-YDS	FF	FR	INT	QBH
Murray State	0	4	4	0.0-0	1.0-2	0	0	0	0	0
Houston	0	0	0	0.0-0	0.0-0	0	0	0	0	0
at NC State	2	2	4	0.0-0	0.5-1	0	0	0	0	0
Texas	1	0	1	0.0-0	0.0-0	0	0	0	0	0
at Kansas State	1	0	1	0.0-0	0.0-0	0	0	0	0	0
at Oklahoma St.	1	1	2	0.0-0	0.0-0	0	0	0	0	2
West Virginia	4	0	4	0.0-0	0.0-0	1	0	0	1	1
Baylor	3	2	5	0.0-0	0.0-0	0	0	0	0	0
at TCU	0	2	2	0.0-0	0.5-1	0	0	0	0	0
Kansas	2	0	2	0.0-0	0.0-0	0	0	0	0	0
at Iowa State	1	0	1	0.0-0	0.0-0	0	0	0	0	0
Oklahoma	DNP-injured									
vs. Ole Miss	2	1	3	0.0-0	1.0-3	0	0	0	0	0
Totals	17	12	29	0.0-0	3.0-7	1	0	0	3	3

12 TYLER SHOUGH

QB | S-Sr. | 6th Yr. (3rd at Tech) | Chandler, Ariz. | Hamilton HS

PARTICIPATION	2018*	2019*	2020*	2021	2022	2023	CAREER
GP/GS	3/0	5/0	7/7	4/4	7/5	4/4	30/20

* indicates seasons at Oregon

CAREER STATS

PASSING	G	Comp	Att	Int	Yds	TD	Lg	Pct	Avg/G	Effic
2018 (UO)	3	0	0	0	0	0	0	0.0	0.0	0.00
2019 (UO)	5	12	15	0	144	3	35	80.0	28.8	226.6
2020 (UO)	7	106	167	6	1,559	13	71	63.5	222.7	160.4
2021 (TTU)	4	64	92	3	872	6	75	69.6	218.0	164.2
2022 (TTU)	7	106	177	4	1,304	7	47	59.9	186.3	130.3
2023 (TTU)	4	67	111	4	746	7	46	60.4	186.5	130.4
Totals	30	355	562	17	4,625	36	75	63.2	154.2	147.4

RUSHING	G	Att	Yds	TD	Lg	Avg/C	Avg/G
2018 (UO)	3	0	0	0	0	0	0.0
2019 (UO)	5	2	11	0	13	5.5	2.2
2020 (UO)	7	66	271	2	33	4.1	38.7
2021 (TTU)	4	16	14	2	14	0.9	3.5
2022 (TTU)	7	72	269	4	36	3.7	38.4
2023 (TTU)	4	48	149	2	58	3.1	37.3
Totals	30	204	714	10	58	3.5	23.8

TOTAL OFF.	G	Rush	Pass	Total	Avg/G
2018 (UO)	3	0	0	0	0.0
2019 (UO)	5	11	144	155	31.0
2020 (UO)	7	271	1,559	1,830	261.4
2021 (TTU)	4	14	872	886	221.5
2022 (TTU)	7	269	1,304	1,573	224.7
2023 (TTU)	4	149	746	895	223.8
Totals	30	714	4,625	5,339	178.0

2023 GAME-BY-GAME

Opponent	GS	Comp	Att	TD	INT	Yds	Lg	Rush	Yds	TD	LG
at Wyoming	*	31	47	3	1	338	33	15	36	0	12
Oregon	*	24	38	3	3	282	34	23	101	1	58
Tarleton State	*	10	20	1	0	123	46	6	0	1	3
at West Virginia	*	2	6	0	0	3	6	4	12	0	6
Houston	DNP-injured										
at Baylor	DNP-injured										
Kansas State	DNP-injured										
at BYU	DNP-injured										
TCU	DNP-injured										
at Kansas	DNP-injured										
UCF	-	-	-	-	-	-	-	-	-	-	-
at Texas	-	-	-	-	-	-	-	-	-	-	-
Totals		67	111	7	4	746	46	48	149	2	58

2022 GAME-BY-GAME

Opponent	GS	Comp	Att	TD	INT	Yds	Lg	Rush	Yds	TD	LG
Murray State	*	6	10	1	0	154	39	1	17	0	17
Houston	DNP-injured										
at NC State	DNP-injured										
Texas	DNP-injured										
at Kansas State	DNP-injured										
at Oklahoma St.	DNP-injured										
West Virginia	DNP-injured										
Baylor		1	2	0	1	7	7	4	-21	0	4
at TCU		9	22	1	1	78	33	7	9	1	7
Kansas	*	20	33	1	0	246	47	12	76	1	18
at Iowa State	*	15	21	1	0	141	29	14	33	0	15
Oklahoma	*	31	50	2	1	436	44	9	44	0	19
vs. Ole Miss	*	24	39	1	1	242	36	25	111	2	36
Totals		106	177	7	4	1,304	47	72	269	4	36

2021 GAME-BY-GAME

Opponent	GS	Comp	Att	TD	INT	Yds	Lg	Rush	Yds	TD	LG
Houston	*	17	24	1	0	231	50	6	-2	1	8
Stephen F. Austin	*	12	22	1	2	174	75	6	6	0	14
FIU	*	26	35	4	0	399	59	3	4	0	2
Texas	*	9	11	0	1	68	18	1	6	1	6
at West Virginia	DNP-injured										
TCU	DNP-injured										
at Kansas	DNP-injured										
Kansas State	DNP-injured										
at Oklahoma	DNP-injured										
Iowa State	DNP-injured										
Oklahoma State	DNP-injured										
at Baylor	DNP-injured										
vs. Mississippi St.	DNP-injured										
Totals		64	92	6	3	872	75	16	14	2	14

2020 GAME-BY-GAME (@ OREGON)

Opponent	GS	Comp	Att	TD	INT	Yds	Lg	Rush	Yds	TD	LG
Stanford	*	17	26	1	1	227	44	11	85	1	25
Washington St	*	21	30	4	1	312	71	9	81	0	33
UCLA	*	19	30	3	0	334	49	11	31	0	23
Oregon State	*	20	31	2	2	285	60	8	6	1	6
California	*	14	26	1	0	231	67	13	53	0	14
USC	*	8	15	2	1	91	23	10	7	0	9
Iowa State	*	7	9	0	1	79	20	4	8	0	6
Totals		106	137	13	6	1,559	71	66	271	2	33

2019 GAME-BY-GAME (@ OREGON)

Opponent	GS	Comp	Att	TD	INT	Yds	Lg	Rush	Yds	TD	LG
Nevada		8	9	2	0	92	21	2	11	0	13
Montana		1	1	0	0	-3	0	0	0	0	0
Colorado		1	2	0	0	14	0	0	0	0	0
USC		2	3	1	0	41	35	0	0	0	0
Totals		12	15	3	0	144	35	2	11	0	13



6 J.J. SPARKMAN

WR | Jr. | 4th Yr. | Longview, Texas | Pine Tree HS

PARTICIPATION	2021	2022	2023	CAREER
GP/GS	9/0	11/3	10/1	30/4

CAREER STATS								
RECEIVING	G	Rec	Yds	TD	Lg	Rec/G	Avg/C	Avg/G
2021	9	7	86	2	17	0.8	12.3	9.6
2022	11	14	150	1	33	1.3	10.7	13.6
2023	10	2	9	0	8	0.2	4.5	0.9
Totals	30	23	245	3	33	0.8	10.7	8.2

2023 GAME-BY-GAME									
Opponent	GS	Rec	Yds	TD	Avg	LG	Rush	Yds	TD
at Wyoming		0	0	0	0	0	0	0	0
Oregon	*	0	0	0	0	0	0	0	0
Tarleton State		1	1	0	1.0	1	0	0	0
at West Virginia		0	0	0	0	0	0	0	0
Houston		0	0	0	0	0	0	0	0
at Baylor		0	0	0	0	0	0	0	0
Kansas State		0	0	0	0	0	0	0	0
at BYU		0	0	0	0	0	0	0	0
TCU		0	0	0	0	0	0	0	0
at Kansas		1	8	0	8	8	0	0	0
UCF	-	-	-	-	-	-	-	-	-
at Texas	-	-	-	-	-	-	-	-	-
Totals		2	9	0	4.5	8	0	0	0

2022 GAME-BY-GAME									
Opponent	GS	Rec	Yds	TD	Avg	LG	Rush	Yds	TD
Murray State		1	14	0	14	14	0	0	0
Houston		2	15	0	7.5	10	0	0	0
at NC State		1	17	0	17	17	0	0	0
Texas	*	4	35	0	8.8	13	0	0	0
at Kansas State	*	3	23	0	7.7	9	0	0	0
at Oklahoma State	DNP-injured								
West Virginia	DNP-injured								
Baylor		0	0	0	0	0	0	0	0
at TCU		3	46	1	15.3	33	0	0	0
Kansas	*	0	0	0	0	0	0	0	0
at Iowa State		0	0	0	0	0	0	0	0
Oklahoma		0	0	0	0	0	0	0	0
vs. Ole Miss		0	0	0	0	0	0	0	0
Totals		14	150	1	10.7	33	0	0	0

2021 GAME-BY-GAME									
Opponent	GS	Rec	Yds	TD	Avg	LG	Rush	Yds	TD
vs. Houston		0	0	0	0	0	0	0	0
Stephen F. Austin		0	0	0	0	0	0	0	0
FIU		1	9	0	9.0	9	0	0	0
at Texas		0	0	0	0	0	0	0	0
at West Virginia	DNP								
TCU	DNP								
at Kansas	DNP								
Kansas State		0	0	0	0	0	0	0	0
at Oklahoma		3	37	1	12.3	17	0	0	0
Iowa State		1	11	0	11.0	11	0	0	0
Oklahoma State	DNP								
at Baylor		0	0	0	0	0	0	0	0
vs. Mississippi State		2	29	1	14.5	15	0	0	0
Totals		7	86	2	12.3	17	0	0	0

1 DADRION TAYLOR-DEMERTON

DB | S-Sr. | 5th Yr. | Oklahoma City, Okla. | Carl Albert HS

PARTICIPATION	2019	2020	2021	2022	2023	CAREER
GP/GS	11/2	10/3	12/7	13/12	10/10	56/34

CAREER STATS													
TACKLES	GP	UA	A	Total	TFL	Yds	PD	FF	FR	INT	QBH		
2019	11	12	4	16	1.0	1	0	0	1	0	0		
2020	10	12	3	15	0.5	1	0	0	0	0	0		
2021	12	41	21	62	0.5	0	10	0	0	3	0		
2022	13	54	20	74	5.5	25	5	2	2	3	0		
2023	10	44	14	58	1.5	11	5	0	0	4	2		
TOTALS	56	163	62	225	9.0	38	20	2	3	10	2		

INTERCEPTIONS	GP	No	Yds	TD	LG	AVG/R
2019	11	0	0	0	0	0.0
2020	10	0	0	0	0	0.0
2021	12	3	4	0	9	1.3
2022	13	3	0	0	0	0.0
2023	10	4	35	0	23	8.8
TOTALS	56	10	39	0	23	3.9

2023 GAME-BY-GAME STATS										
Opponent	GS	UA	A	TOT	TFL-YDS	INT-YDS	FF	FR	PBU	
at Wyoming	*	5	0	5	0.0-0	0-0	0	0	1	
Oregon	*	11	1	12	0.0-0	0-0	0	0	0	
Tarleton St.	*	4	0	4	0.0-0	1-0	0	0	1	
at West Virginia	*	3	3	6	0.0-0	0-0	0	0	0	
Houston	*	2	0	2	0.0-0	0-0	0	0	0	
at Baylor	*	3	3	6	0.0-0	0-0	0	0	1	
Kansas State	*	6	3	9	0.5-0	0-0	0	0	0	
at BYU	*	3	2	5	0.0-0	0-0	0	0	1	
TCU	*	3	1	4	0.0-0	2-23	0	0	0	
at Kansas	*	4	1	5	1.0-11	1-0	0	0	1	
UCF	-	-	-	-	-	-	-	-	-	
at Texas	-	-	-	-	-	-	-	-	-	
Totals		44	14	58	1.5-11	4-23	0	0	5	

2022 GAME-BY-GAME STATS										
Opponent	GS	UA	A	TOT	TFL-YDS	INT-YDS	FF	FR	PBU	
Murray State	*	1	1	2	0.0-0	0-0	0	0	0	
Houston	*	5	2	7	0.0-0	0-0	0	1	1	
at NC State	*	1	4	5	0.0-0	0-0	1	0	0	
Texas		4	0	4	0.0-0	0-0	0	0	0	
at Kansas State	*	3	1	4	1.0-2	0-0	1	0	0	
at Oklahoma St.	*	6	1	7	0.0-0	0-0	0	0	1	
West Virginia	*	5	2	7	1.0-5	1-0	0	0	0	
Baylor	*	4	3	7	0.0-0	0-0	0	0	0	
at TCU	*	8	1	9	1.0-3	0-0	0	0	0	
Kansas	*	6	0	6	2.0-12	0-0	0	0	3	
at Iowa State	*	1	1	2	0.0-0	0-0	1	0	0	
Oklahoma	*	3	3	6	0.5-3	1-0	0	0	0	
vs. Ole Miss	*	7	1	8	0.0-0	1-0	0	1	0	
Totals		54	20	74	5.5-25	3-0	2	2	5	

2021 GAME-BY-GAME STATS										
Opponent	GS	UA	A	TOT	TFL-YDS	INT-YDS	FF	FR	PBU	
vs. Houston	DNP-injured									
Stephen F. Austin	3	4	7		0.0-0	0-0	0	0	0	
FIU	0	0	0		0.0-0	0-0	0	0	0	
at Texas	3	2	5		0.0-0	1-0	0	0	2	
at West Virginia	3	0	3		0.0-0	0-0	0	0	0	
TCU	*	5	1	6		0.0-0	0	0	0	
at Kansas	*	2	1	3		0.0-0	1-9	0	0	2
Kansas State	3	3	6		0.5-0	0-0	0	0	1	
at Oklahoma	*	4	4	8		0.0-0	0-0	0	0	0
Iowa State	*	4	1	5		0.0-0	1-5	0	0	0
Oklahoma State	*	5	2	7		0.0-0	0-0	0	0	2
at Baylor	*	5	3	8		0.0-0	0-0	0	0	0
vs. Mississippi St.	*	4	0	4		0.0-0	0-0	0	0	3
Totals		41	21	62		0.5-0	3-4	0	0	10

2020 GAME-BY-GAME STATS										
Opponent	GS	UA	A	TOT	TFL-YDS	INT-YDS	FF	FR	PBU	
HBU	0	0	0		0.0-0	0-0	0	0	0	
Texas	1	0	1		0.0-0	0-0	0	0	0	
at Kansas State	0	0	0		0.0-0	0-0	0	0	0	
at Iowa State	0	0	0		0.0-0	0-0	0	0	0	
West Virginia	0	0	0		0.0-0	0-0	0	0	0	
Oklahoma	0	1	1		0.0-0	0-0	0	0	0	
at TCU	3	0	3		0.0-0	0-0	0	0	0	
Baylor	*	3	1	4		0.0-0	0-0	0	0	0

Opponent	GS	UA	A	TOT	TFL-YDS	INT-YDS	FF	FR	PBU
at Oklahoma St.	*	1	0	1	0.0-0	0-0	0	0	0
Kansas	*	5	1	6	0.5-1	0-0	0	0	0
Totals	13	3	16		0.5-1	0-0	0	0	0

2019 GAME-BY-GAME STATS

Opponent	GS	UA	A	TOT	TFL-YDS	INT-YDS	FF	FR	PBU
Montana St.	0	1	1		0.0-0	0-0	0	0	0
UTEP	0	0	0		0.0-0	0-0	0	0	0
at Arizona	DNP								
at Oklahoma	3	1	4		1.0-1	0-0	0	0	0
Oklahoma State	*	4	0	4	0.0-0	0-0	0	1	0
at Baylor	*	1	0	1	0.0-0	0-0	0	0	0
Iowa State	0	0	0		0.0-0	0-0	0	0	0
at Kansas	0	0	0		0.0-0	0-0	0	0	0
at West Virginia	4	1	5		0.0-0	0-0	0	0	0
TCU	0	1	1		0.0-0	0-0	0	0	0
Kansas State	0	0	0		0.0-0	0-0	0	0	0
at Texas	DNP								
Totals		12	4	16	1.0-1	0-0	0	1	0

43 HENRY
TEETER

FB | S-Sr. | 6th Yr. (4th at Tech) | San Angelo, Texas | Central HS

PARTICIPATION	2018*	2019*	2020	2021	2022	2023	CAREER
GP/GS	9/0	0/0	0/0	12/1	12/2	10/0	43/3

* at Holy Cross

CAREER STATS

RECEIVING	G	Rec	Yds	TD	Lg	Rec/G	Avg/C	Avg/G
2018 (HCC)	9	0	0	0	0	0.0	0.0	0.0
2019 (HCC)	0	-	-	-	-	-	-	-
2020 (TTU)	0	-	-	-	-	-	-	-
2021 (TTU)	12	2	14	0	7	0.2	7.0	1.2
2022 (TTU)	12	6	61	1	23	0.5	10.2	5.1
2023 (TTU)	10	0	0	0	0	0.0	0.0	0.0
Totals	43	8	75	1	23	0.2	9.4	1.7

2023 GAME-BY-GAME

Opponent	GS	Rec	Yds	TD	Avg	LG	Rush	Yds	TD
at Wyoming		0	0	0	0.0	0	0	0	0
Oregon		0	0	0	0.0	0	0	0	0
Tarleton State		0	0	0	0.0	0	0	0	0
at West Virginia		0	0	0	0.0	0	0	0	0
Houston		0	0	0	0.0	0	0	0	0
at Baylor		0	0	0	0.0	0	0	0	0
Kansas State		0	0	0	0.0	0	0	0	0
at BYU		0	0	0	0.0	0	0	0	0
TCU		0	0	0	0.0	0	0	0	0
at Kansas		0	0	0	0.0	0	0	0	0
UCF		-	-	-	-	-	-	-	-
at Texas		-	-	-	-	-	-	-	-
Totals		0	0	0	0.0	0	0	0	0

2022 GAME-BY-GAME

Opponent	GS	Rec	Yds	TD	Avg	LG	Rush	Yds	TD
Murray State	*	1	23	0	23.0	23	0	0	0
Houston	*	0	0	0	0	0	0	0	0
at NC State		0	0	0	0	0	0	0	0
Texas		0	0	0	0	0	0	0	0
at Kansas State		0	0	0	0	0	0	0	0
at Oklahoma State		1	6	0	6.0	6	0	0	0
West Virginia		1	23	0	23.0	23	0	0	0
Baylor		1	1	1	1.0	1	0	0	0
at TCU		0	0	0	0	0	0	0	0
Kansas		0	0	0	0	0	0	0	0
at Iowa State		1	3	0	3.0	3	0	0	0
Oklahoma		0	0	0	0	0	0	0	0
vs. Ole Miss		1	5	0	5.0	5	0	0	0
Totals		6	61	1	23.0	23	0	0	0

2021 GAME-BY-GAME

Opponent	GS	Rec	Yds	TD	Avg	LG	Rush	Yds	TD
vs. Houston		0	0	0	0.0	0	0	0	0
Stephen F. Austin		0	0	0	0.0	0	0	0	0
FIU		0	0	0	0.0	0	0	0	0
at Texas		1	7	0	7.0	7	0	0	0
at West Virginia		1	7	0	7.0	7	0	0	0
TCU		0	0	0	0.0	0	0	0	0
at Kansas		0	0	0	0.0	0	0	0	0
Kansas State		0	0	0	0.0	0	0	0	0
at Oklahoma	*	0	0	0	0.0	0	0	0	0
Iowa State	DNP								
Oklahoma State		0	0	0	0.0	0	1	0	0
at Baylor		0	0	0	0.0	0	0	0	0
vs. Mississippi St.		0	0	0	0.0	0	0	0	0
Totals		2	14	0	7.0	7	1	0	0

80 MASON
THARP

TE | Jr. | 3rd Yr. | Klein, Texas | Klein HS

PARTICIPATION	2021	2022	2023	CAREER
GP/GS	12/8	10/7	5/5	27/20

CAREER STATS

RECEIVING	G	Rec	Yds	TD	Lg	Rec/G	Avg/C	Avg/G
2021	12	14	198	1	25	1.2	14.1	16.5
2022	10	12	100	2	21	1.2	8.3	10.0
2023	5	11	120	2	28	2.2	10.9	24.0
Totals	27	37	418	5	28	1.4	11.3	15.5

2023 GAME-BY-GAME

Opponent	GS	Rec	Yds	TD	Avg	LG	Rush	Yds	TD
at Wyoming	*	1	10	0	10.0	10	0	0	0
Oregon	*	4	37	1	9.3	15	0	0	0
Tarleton State	*	3	43	1	14.3	28	0	0	0
at West Virginia	*	1	14	0	14	14	0	0	0
Houston	*	2	16	0	8	15	0	0	0
at Baylor	DNP-injured								
Kansas State	DNP-injured								
at BYU	DNP-injured								
TCU	DNP-injured								
at Kansas	DNP-injured								
UCF		-	-	-	-	-	-	-	-
at Texas		-	-	-	-	-	-	-	-
Totals		11	120	2	10.9	28	0	0	0

2022 GAME-BY-GAME

Opponent	GS	Rec	Yds	TD	Avg	LG	Rush	Yds	TD
Murray State		1	21	1	21.0	21	0	0	0
Houston		0	0	0	0	0	0	0	0
at NC State	*	3	26	0	8.7	14	0	0	0
Texas		1	13	0	13.0	13	0	0	0
at Kansas State	*	0	0	0	0	0	0	0	0
at Oklahoma State	*	1	2	0	2.0	2	0	0	0
West Virginia	*	3	35	0	11.7	19	0	0	0
Baylor	*	1	0	0	0	0	0	0	0
at TCU	*	0	0	0	0	0	0	0	0
Kansas	*	2	3	1	1.5	2	0	0	0
at Iowa State	DNP-injured								
Oklahoma	DNP-injured								
vs. Ole Miss	DNP-injured								
Totals		12	100	2	8.3	21	0	0	0

2021 GAME-BY-GAME

Opponent	GS	Rec	Yds	TD	Avg	LG	Rush	Yds	TD
vs. Houston		0	0	0	0.0	0	0	0	0
Stephen F. Austin	*	0	0	0	0.0	0	0	0	0
FIU		3	61	1	20.3	25	0	0	0
at Texas	*	1	7	0	7.0	7	0	0	0
at West Virginia	*	0	0	0	0.0	0	0	0	0
TCU		2	22	0	11.0	14	0	0	0
at Kansas	*	3	38	0	12.7	25	0	0	0
Kansas State	*	0	0	0	0.0	0	0	0	0
at Oklahoma		2	31	0	15.5	23	0	0	0
Iowa State	DNP-injured								
Oklahoma State	*	3	39	0	13	25	0	0	0
at Baylor	*	0	0	0	0.0	0	0	0	0
vs. Mississippi St.	*	0	0	0	0.0	0	0	0	0
Totals		14	198	1	14.1	25	0	0	0

O CAM'RON VALDEZ

RB | So. | 3rd Yr. | Rockdale, Texas | Rockdale HS

PARTICIPATION	2021	2022	2023	CAREER
GP/GS	2/0	4/0	8/0	14/0

CAREER STATS

RUSHING	G	Att	Yds	TD	Lg	Avg/C	Avg/G
2021	2	6	16	0	8	2.7	8.0
2022	4	18	169	0	38	9.4	42.3
2023	8	36	233	1	54	6.5	29.1
Totals	14	60	418	1	54	7.0	29.9

2023 GAME-BY-GAME

Opponent	GS	Rush	Yds	TD	LG	Rec	Yds	TD	LG
at Wyoming		6	20	0	4	0	0	0	0
Oregon		DNP-injured							
Tarleton State		DNP-injured							
at West Virginia		0	0	0	0	0	0	0	0
Houston		6	111	1	54	0	0	0	0
at Baylor		6	21	0	7	0	0	0	0
Kansas State		6	22	0	14	3	27	0	15
at BYU		5	38	0	20	0	0	0	0
TCU		3	7	0	4	0	0	0	0
at Kansas		4	14	0	5	0	0	0	0
UCF		-	-	-	-	-	-	-	-
at Texas		-	-	-	-	-	-	-	-
Totals		36	233	1	54	3	27	0	15

2022 GAME-BY-GAME

Opponent	GS	Rush	Yds	TD	LG	Rec	Yds	TD	LG
Murray State		DNP-injured							
Houston		DNP-injured							
at NC State		DNP-injured							
Texas		DNP-injured							
at Kansas State		DNP-injured							
at Oklahoma State		DNP-injured							
West Virginia		DNP-injured							
Baylor		DNP-injured							
at TCU		3	71	0	38	0	0	0	0
Kansas		11	66	0	18	0	0	0	0
at Iowa State		3	3	0	2	0	0	0	0
Oklahoma		DNP							
vs. Ole Miss		1	29	0	29	0	0	0	0
Totals		18	169	0	38	0	0	0	0

14 XAVIER WHITE

WR | S-Sr. | 6th Yr. (5th at Tech) | Lubbock, Texas | Monterey HS

PARTICIPATION	2019	2020	2021	2022	2023	CAREER
GP/GS	4/0	8/0	13/1	13/4	10/3	48/8

note: 2018 season at Dodge City CC not counted toward stats

CAREER STATS

RECEIVING	G	Rec	Yds	TD	Lg	Rec/G	Avg/C	Avg/G
2019	4	10	159	1	45	2.5	15.9	39.8
2020	8	21	104	0	15	2.6	5.0	13.0
2021	13	18	133	1	19	1.4	7.4	10.2
2022	13	45	572	3	55	3.5	12.7	44.0
2023	10	28	393	1	72	2.8	14.0	39.3
Totals	48	122	1,361	6	72	2.5	11.2	28.4

RUSHING	G	Att	Yds	TD	Lg	Avg/C	Avg/G
2019	4	1	0	0	0	0.0	0.0
2020	8	62	436	2	70	7.0	54.5
2021	13	68	310	3	52	4.6	23.8
2022	13	1	5	0	5	5.0	0.4
2023	10	4	3	0	2	0.8	0.3
Totals	48	136	754	5	70	5.5	15.7

PUNT RETURNS	G	No.	Yds	TD	Lg	Avg/R	Avg/G
2019	4	0	0	0	0	0.0	0.0
2020	8	0	0	0	0	0.0	0.0
2021	13	0	0	0	0	0.0	0.0
2022	13	2	15	0	13	7.5	1.2
2023	10	0	0	0	0	0.0	0.0
Totals	48	2	15	0	13	7.5	0.4

KICK RETURNS	G	No.	Yds	Avg	TD	Long
2019	4	0	0	0.0	0	0
2020	8	1	17	17.0	0	17
2021	13	0	0	0.0	0	0
2022	13	14	316	22.6	0	36
2023	10	1	23	23	0	23
Totals	48	16	356	20.9	0	36

ALL PURPOSE	G	Rush	Rec	PR	KR	IR	Total	Avg/G
2019	4	0	159	0	0	0	159	39.8
2020	8	436	104	0	17	0	557	69.6
2021	13	310	133	0	0	0	443	34.1
2022	13	5	572	15	316	0	908	69.8
2023	10	3	393	0	23	0	419	41.9
Totals	48	754	1,361	15	356	0	2,486	51.8

2023 GAME-BY-GAME

Opponent	GS	Rec	Yds	TD	Avg	LG	Rush	Yds	TD
at Wyoming		4	28	0	7.0	10	0	0	0
Oregon	*	4	45	0	11.3	22	2	2	0
Tarleton State		1	7	0	7.0	7	1	-1	0
at West Virginia	*	3	45	0	15.0	20	0	0	0
Houston		3	53	0	17.7	34	1	2	0
at Baylor		1	9	0	9.0	9	0	0	0
Kansas State		3	32	0	10.7	31	0	0	0
at BYU		3	98	1	32.7	72	0	0	0
TCU	*	5	71	0	14.2	39	0	0	0
at Kansas		1	5	0	5	5	0	0	0
UCF		-	-	-	-	-	-	-	-
at Texas		-	-	-	-	-	-	-	-
Totals		28	393	1	14.0	72	4	3	0

2022 GAME-BY-GAME

Opponent	GS	Rec	Yds	TD	Avg	LG	Rush	Yds	TD
Murray State		1	15	0	0	15	0	0	0
Houston		2	24	0	0	13	0	0	0
at NC State		1	38	0	0	38	0	0	0
Texas	*	2	11	0	0	7	0	0	0
at Kansas State		9	120	1	0	26	0	0	0
at Oklahoma State		8	62	1	0	12	0	0	0
West Virginia		8	139	1	0	55	0	0	0
Baylor	*	2	45	0	0	39	0	0	0
at TCU	*	2	7	0	0	4	0	0	0
Kansas		4	70	0	0	47	0	0	0
at Iowa State	*	2	26	0	0	29	1	5	0
Oklahoma		1	4	0	0	4	0	0	0
vs. Ole Miss		3	11	0	0	5	0	0	0
Totals		45	572	3	0.0	55	1	5	0

2021 GAME-BY-GAME

Opponent	GS	Rush	Yds	TD	Avg	LG	Rec	Yds	TD
vs. Houston	4	4	0	1.0	3		1	3	1
Stephen F. Austin	7	88	1	12.5	52		2	8	0
FIU	7	36	0	5.1	11		1	4	0
at Texas	7	20	0	2.8	5		1	4	0
at West Virginia	*	4	7	0	1.7	5	2	20	0
TCU	9	51	1	5.7	16		3	26	0
at Kansas	6	23	0	3.9	9		0	0	0
Kansas State	3	9	0	3.0	4		1	12	0
at Oklahoma	10	42	1	4.2	12		0	0	0
Iowa State	0	0	0	0.0	0		3	14	0
Oklahoma State	3	3	0	1.0	4		0	0	0
at Baylor	4	17	0	4.2	8		3	23	0
vs. Mississippi St.	4	10	0	2.5	4		1	19	0
Totals	68	310	3	4.6	52		18	133	1

2020 GAME-BY-GAME

Opponent	GS	Rush	Yds	TD	Avg	LG	Rec	Yds	TD
Houston Baptist		DNP							
Texas	3	0	0	0.0	6		1	3	0
at Kansas St.	12	113	1	9.4	49		4	9	0
at Iowa St.	7	21	0	3.0	6		3	5	0
West Virginia	6	14	0	2.3	4		2	5	0
Oklahoma		DNP							
at TCU	6	43	0	7.2	17		5	35	0
Baylor	5	12	0	2.4	5		1	8	0
at Oklahoma St.	9	98	1	10.9	70		1	11	0
Kansas	14	135	0	9.6	30		4	28	0
Totals	62	436	2	7.0	70		21	104	0

2019 GAME-BY-GAME

Opponent	GS	Rush	Yds	TD	Avg	LG	Rec	Yds	TD
Montana St.	0	0	0	0.0	0		5	107	1
UTEP	0	0	0	0.0	0		1	7	0
at Arizona	0	0	0	0.0	0		3	24	0
at Oklahoma	1	0	0	0.0	0		1	21	0
Totals	1	0	0	0.0	0		10	159	1

RAYSHAD WILLIAMS

DB | S-Sr. | 6th Yr. (3rd at Tech) | Memphis, Tenn. | Whitehaven HS

PARTICIPATION	2018*	2019*	2020*	2021	2022	2023	CAREER
GP/GS	4/0	12/8	6/0	13/12	13/12	10/8	58/40

* at UCLA

CAREER STATS

TACKLES	GP	UA	A	Total	TFL	Yds	PD	FF	FR	Blkd	QBH
2018 (UCLA)	4	0	0	0	0.0	0	0	0	0	0	0
2019 (UCLA)	12	30	3	33	0.0	0	2	0	0	0	0
2020 (UCLA)	6	6	3	9	0.0	0	1	0	0	0	0
2021 (TTU)	13	30	8	38	1.5	8	10	0	0	0	0
2022 (TTU)	13	28	9	37	1.0	2	7	0	1	0	0
2023 (TTU)	10	15	3	18	1.0	1	5	0	0	0	0
TOTALS	58	109	26	135	3.5	11	25	0	1	0	0

2023 GAME-BY-GAME STATS

Opponent	GS	UA	A	TOT	TFL-YDS	INT-YDS	FF	FR	PBU
at Wyoming	*	2	0	2	0.0-0	0-0	0	0	0
Oregon	*	5	0	5	0.0-0	0-0	0	0	0
Tarleton St.	*	0	2	2	0.0-0	0-0	0	0	1
at West Virginia	*	0	0	0	0.0-0	0-0	0	0	0
Houston	*	2	1	3	0.0-0	0-0	0	0	0
at Baylor		2	0	2	1.0-1	0-0	0	0	1
Kansas State	*	1	0	1	0.0-0	0-0	0	0	2
at BYU	*	1	0	1	0.0-0	0-0	0	0	0
TCU	*	2	0	2	0.0-0	0-0	0	0	0
at Kansas	0	0	0	0	0.0-0	0-0	0	0	1
UCF	-	-	-	-	-	-	-	-	-
at Texas	-	-	-	-	-	-	-	-	-
Totals	15	3	18		1.0-1	0-0	0	0	5

2022 GAME-BY-GAME STATS

Opponent	GS	UA	A	TOT	TFL-YDS	INT-YDS	FF	FR	PBU
Murray State	*	3	0	3	1.0-2	0-0	0	0	0
Houston	*	2	1	3	0.0-0	0-0	0	0	1
at NC State	*	0	1	1	0.0-0	0-0	0	0	0
Texas		3	1	4	0.0-0	0-0	0	0	1
at Kansas State	*	0	1	1	0.0-0	0-0	0	0	0
at Oklahoma St.	*	3	0	3	0.0-0	0-0	0	0	5
West Virginia	*	1	1	2	0.0-0	1-0	0	0	0
Baylor	*	1	1	2	0.0-0	0-0	0	1	0
at TCU	*	1	1	2	0.0-0	0-0	0	0	0
Kansas	*	4	0	4	0.0-0	0-0	0	0	0

Opponent	GS	UA	A	TOT	TFL-YDS	INT-YDS	FF	FR	PBU
at Iowa State	*	3	0	3	0.0-0	0-0	0	0	0
Oklahoma	*	6	0	6	0.0-0	0-0	0	0	0
vs. Ole Miss		1	2	3	0.0-0	0-0	0	0	0
Totals		28	9	37	1.0-2	1-0	0	1	7

2021 GAME-BY-GAME STATS

Opponent	GS	UA	A	TOT	TFL-YDS	INT-YDS	FF	FR	PBU
vs. Houston		2	0	2	0.0-0	0-0	0	0	1
Stephen F. Austin	*	2	1	3	0.0-0	0-0	0	0	1
FIU	*	2	2	4	0.0-0	0-0	0	0	2
at Texas	*	2	0	2	0.0-0	0-0	0	0	0
at West Virginia	*	2	0	2	0.0-0	0-0	0	0	0
TCU	*	1	0	1	0.0-0	0-0	0	0	0
at Kansas	*	0	0	0	0.0-0	0-0	0	0	2
Kansas State	*	2	1	3	0.5-1	0-0	0	0	1
at Oklahoma	*	2	1	3	0.0-0	0-0	0	0	0
Iowa State	*	3	1	4	1.0-7	0-0	0	0	0
Oklahoma State	*	6	1	7	0.0-0	0-0	0	0	1
at Baylor	*	1	1	2	0.0-0	0-0	0	0	1
vs. Mississippi St.*		5	0	5	0.0-0	0-0	0	0	1
Totals		30	8	38	1.5-8	0-0	0	0	10

2020 GAME-BY-GAME STATS (@ UCLA)

Opponent	GS	UA	A	TOT	SACKS-YDS	TFL-YDS	FF	FR	INT	PB
Colorado	0	0	0	0	0.0-0	0.0-0	0	0	0	0
Oregon	1	1	2	0	0.0-0	0.0-0	0	0	0	0
Arizona	1	0	1	0	0.0-0	0.0-0	0	0	0	0
Arizona State	1	1	2	0	0.0-0	0.0-0	0	0	0	0
USC	1	1	2	0	0.0-0	0.0-0	0	0	0	1
Stanford	2	0	2	0	0.0-0	0.0-0	0	0	0	0
Totals	6	3	9	0	0.0-0	0.0-0	0	0	0	1

2019 GAME-BY-GAME STATS (@ UCLA)

Opponent	GS	UA	A	TOT	SACKS-YDS	TFL-YDS	FF	FR	INT	PB
Cincinnati	0	0	0	0	0.0-0	0.0-0	0	0	0	0
San Diego St	0	0	0	0	0.0-0	0.0-0	0	0	0	0
Oklahoma	0	0	0	0	0.0-0	0.0-0	0	0	0	0
Washington St.	*	5	1	6	0.0-0	0.0-0	0	0	0	1
Arizona	*	4	0	4	0.0-0	0.0-0	0	0	0	0
Oregon State	*	5	0	5	0.0-0	0.0-0	0	0	0	1
Stanford	*	1	0	1	0.0-0	0.0-0	0	0	0	0
Arizona State	*	5	0	5	0.0-0	0.0-0	0	0	0	0
Colorado	*	3	1	4	0.0-0	0.0-0	0	0	0	0
Utah	*	2	0	2	0.0-0	0.0-0	0	0	0	0
USC		4	1	5	0.0-0	0.0-0	0	0	0	0
California	*	1	0	1	0.0-0	0.0-0	0	0	0	0
Totals	30	3	33		0.0-0	0.0-0	0	0	0	2

INDIVIDUAL GAME HIGHS

PASSING

Name	Completions		Attempts		Yards		Career 300-Yard Passing Games
	2023	Career	2023	Career	2023	Career	
#2 Behren Morton	28 (vs. TCU)	39 ('22 at Oklahoma St.)	37 (at West Virginia)	62 ('22 at Oklahoma St.)	282 (vs. TCU)	379 ('22 at Oklahoma St.)	2
#12 Tyler Shough	31 (at Wyoming)	31 (2x, last '23 at Wyoming)	47 (at Wyoming)	50 ('22 vs. Oklahoma)	338 (at Wyoming)	436 ('22 vs. Oklahoma)	5 (3/2*)
#17 Jake Strong	19 (at BYU)	19 ('23 at BYU)	37 (at BYU)	37 ('23 at BYU)	236 (at BYU)	236 ('23 vs. at BYU)	0
Name	Longest Pass		TDs		INTs		
	2023	Career	2023	Career	2023	Career	
#2 Behren Morton	44 (vs. TCU)	55 ('22 vs. West Virginia)	3 (at Baylor)	3 ('23 at Baylor)	1 (3x, last at Kansas)	3 ('22 vs. Baylor)	
#12 Tyler Shough	46 (vs. Tarleton St.)	75 ('21 vs. SFA)	3 (2x, last vs. Oregon)	4 (2x, last '21 vs. FIU)	3 (vs. Oregon)	3 ('23 vs. Oregon)	
#17 Jake Strong	72 (at BYU)	72 ('23 at BYU)	1 (2x, last at BYU)	1 (2x, last '23 at BYU)	3 (2x, last at BYU)	3 (2x, last '23 at BYU)	

RUSHING

Name	Attempts		Yards		TDs		Longest Career Run	100-Yd Games
	2023	Career	2023	Career	2023	Career		
#0 Cam'Ron Valdez	6 (4x, last vs. K-State)	11 ('22 vs. Kansas)	111 (vs. Houston)	111 ('23 vs. Houston)	1 (vs. Houston)	1 ('23 vs. Houston)	54 ('23 vs. Houston)	1
#14 Xavier White	2 (vs. Oregon)	14 ('20 at Kansas)	2 (2x, last vs. Houston)	135 ('20 at Kansas)	--	1 (5x, last '21 at OU)	70 ('20 at Okla. St)	2
#20 Nehemiah Martinez	6 (vs. Tarleton St.)	6 ('23 vs. Tarleton St.)	38 (vs. Tarleton St.)	38 (vs. Tarleton St.)	--	<i>has not happened</i>	11 ('23 at West Virginia)	0
#22 Bryson Donnell	4 (vs. Tarleton St.)	8 (2x, last '22 vs. WVU)	15 (vs. Tarleton St.)	49 ('22 vs. West Virginia)	--	<i>has not happened</i>	38 ('22 vs. West Virginia)	0
#28 Tahj Brooks	33 (at Kansas)	33 ('23 at Kansas)	170 (at Baylor)	170 ('23 at Baylor)	2 (vs. Houston)	3 ('22 vs. Murray St.)	67 ('21 vs. SFA)	11
<i>Quarterbacks</i>								
#2 Behren Morton	8 (at West Virginia)	17 ('22 at Oklahoma St.)	11 (vs. Tarleton St.)	53 ('22 at Oklahoma St.)	1 (3x, last vs. TCU)	1 (5x, last '23 vs. TCU)	17 ('21 vs. Okla. St)	0
#12 Tyler Shough	23 (vs. Oregon)	25 ('22 vs. Ole Miss)	101 (vs. Oregon)	111 ('22 vs. Ole Miss)	1 (2x, last vs. Tarleton St.)	2 ('22 vs. Ole Miss)	58 ('23 vs. Oregon)	2
#17 Jake Strong	5 (at BYU)	5 ('23 at BYU)	54 (vs. vs. K-State)	54 ('23 vs. K-State)	--	<i>has not happened</i>	54 ('23 vs. K-State)	0

RECEIVING

Name	Receptions		Yards		TDs		Longest Career Reception	100-Yd Games
	2023	Career	2023	Career	2023	Career		
#1 Myles Price	10 (at Baylor)	13 ('22 vs. Texas)	90 (at Baylor)	175 ('21 vs. Iowa State)	1 (5x, last vs. TCU)	1 (10x, last '23 vs. TCU)	54 ('22 vs. Houston)	1
#6 Jordan Brown	6 (vs. Tarleton St.)	6 ('23 vs. Tarleton St.)	73 (vs. Tarleton St.)	73 ('23 vs. Tarleton St.)	1 (vs. Tarleton St.)	1 ('23 vs. Tarleton St.)	46 ('23 vs. Tarleton St.)	0
#6 J.J. Sparkman	1 (2x, last at Kansas)	4 ('22 vs. Texas)	8 (at Kansas)	46 ('22 at TCU)	--	1 (3x, last '22 at TCU)	33 ('22 at TCU)	0
#8 Coy Eakin	8 (vs. TCU)	8 ('23 vs. TCU)	102 (vs. K-State)	102 ('23 vs. K-State)	1 (at Baylor)	1 ('23 at Baylor)	43 ('23 vs. K-State)	1
#9 Jerand Bradley	8 (at Wyoming)	8 (4x, last '23 at Wyo.)	91 (at Kansas)	173 ('22 vs. Oklahoma)	1 (4x, last vs. K-State)	2 ('22 vs. Murray St.)	52 ('21 vs. Miss. St)	3
#10 Drae McCray	5 (at Wyoming)	12 ('22 at Alabama)*	44 (vs. TCU)	237 ('21 vs. Tenn. Tech)*	1 (vs. TCU)	4 ('21 vs. Tenn. Tech)*	73 ('21 vs. Tenn. Tech)*	(6)*
#11 Loic Founonji	1 (4x, last vs. TCU)	7 ('22 vs. Ole Miss)	25 (vs. Houston)	110 ('22 vs. Murray St.)	1 (vs. Houston)	2 ('22 vs. Murray St.)	69 ('21 at Texas)	2
#14 Xavier White	5 (vs. TCU)	9 ('22 at K-State)	98 (at BYU)	139 ('22 vs. West Virginia)	1 (at BYU)	1 (6x, last '23 at BYU)	72 ('23 at BYU)	4
#15 Jayden York	2 (at Wyoming)	2 ('23 at Wyoming)	22 (at Wyoming)	22 ('23 at Wyoming)	1 (at Wyoming)	1 ('23 at Wyoming)	19 ('23 at Wyoming)	0
#20 Nehemiah Martinez	1 (2x, last vs. TCU)	6 ('22 vs. West Virginia)	31 (vs. Oregon)	76 ('22 vs. Houston)	--	1 (2x, last '22 at K-State)	43 ('22 vs. Houston)	0
#43 Henry Teeter	--	1 (8x, last '22 vs. Ole Miss)	--	23 (2x, last '22 vs. WVU)	--	1 ('22 vs. Baylor)	23 (2x, last '22 vs. WVU)	0
#80 Mason Sharp	4 (vs. Oregon)	4 ('23 vs. Oregon)	43 (vs. Tarleton St.)	61 ('21 vs. FIU)	1 (2x, last vs. Tarleton St.)	1 (5x, last '23 vs. Tarleton St.)	28 ('23 vs. Tarleton St.)	0
#88 Baylor Cupp	2 (at Baylor)	4 ('22 vs. Texas)	34 (at Baylor)	65 ('22 vs. Texas)	2 (at Baylor)	2 ('23 at Baylor)	24 ('22 vs. Texas)	0
<i>Running Backs</i>								
#0 Cam'Ron Valdez	3 (vs. K-State)	3 ('23 vs. K-State)	27 (vs. K-State)	27 ('23 vs. K-State)	--	<i>has not happened</i>	15 ('23 vs. K-State)	0
#28 Tahj Brooks	4 (2x, last vs. TCU)	5 (2x, last '22 at NC State)	22 (vs. K-State)	44 ('22 at NC State)	--	1 ('22 vs. Texas)	18 ('21 vs. Iowa St)	0

DEFENSE

Name	Tackles		Sacks		TFLs		INT	FF
	2023	Career	2023	Career	2023	Career		
#0 Rayshad Williams	5 (vs. Oregon)	7 ('21 vs. Oklahoma St.)	--	<i>has not happened</i>	1.0 (at Baylor)	1.0 (3x, last '23 at Baylor)	1 ('22 vs. WVU)	--
#1 D. Taylor-Demerson	12 (vs. Oregon)	12 ('23 vs. Oregon)	1.0 (at Kansas)	1.0 (2x, last '23 at Kansas)	0.5 (vs. K-State)	2.0 ('22 vs. Kansas)	2 ('23 vs. TCU)	1 (2x)
#3 Bryce Ramirez	7 (at BYU)	7 ('23 at BYU)	--	<i>has not happened</i>	--	<i>has not happened</i>	--	--
#5 Quincy Ledet Jr.	4 (at BYU)	8 ('22 vs. Southern Miss)*	--	1.0 (3x, last vs. Southern Miss)*	--	1.5 (2x, last vs. Southern Miss)*	--	1 (2x)*
#6 Myles Cole	6 (at West Virginia)	6 ('23 at West Virginia)	2.0 (vs. Tarleton St.)	2.0 ('23 vs. Tarleton St.)	3.0 (at BYU)	3.0 ('23 at BYU)	--	--
#7 Steve Linton	5 (at Wyoming)	6 ('22 vs. Louisville)*	3.0 (at Baylor)	3.0 ('23 at Baylor)	3.0 (at Baylor)	3.0 ('23 at Baylor)	--	2 ('23 at Baylor)
#8 Jesiah Pierre	14 (at Wyoming)	14 ('23 at Wyoming)	0.5 (at Baylor)	2.0 ('22 vs. Kansas)	1.0 (vs. K-State)	2.5 ('22 at TCU)	--	1 ('22 vs Kansas)
#9 C.J. Baskerville	11 (at Kansas)	11 ('23 at Kansas)	--	<i>has not happened</i>	1.5 (at Wyoming)	1.5 ('23 at Wyoming)	1 ('21 vs. UTSA)*	--
#10 Jacob Rodriguez	6 (vs. TCU)	6 ('23 vs. TCU)	--	<i>has not happened</i>	1.0 (at Kansas)	1.0 (3x, last '23 at Kansas)	--	1 (2x)
#11 Charles Esters III	7 (vs. Oregon)	7 ('23 vs. Oregon)	2.0 (at Baylor)	2.0 ('23 at Baylor)	2.0 (at Baylor)	2.0 ('23 at Baylor)	--	1 ('23 at Baylor)
#12 Bralyn Lux	7 (vs. TCU)	9 ('20 at UNLV)*	--	1.0 (2x, last '22 at Boise St.)*	2.0 (at Kansas)	2.0 ('23, last at Kansas)*	1 (2x)*	1 (2x)*
#13 Ben Roberts	12 (vs. Oregon)	12 ('23 vs. Oregon)	0.5 (vs. Oregon)	0.5 ('23 vs. Oregon)	2.0 (at Baylor)	2.0 ('23 at Baylor)	1 ('23 at WVU)	1 (2x)
#14 Joseph Adedire	4 (at West Virginia)	4 (2x, last '23 at WVU)	--	1.0 ('22 vs. Oklahoma)	2.0 (vs. K-State)	2.0 ('23 vs. K-State)	--	--
#18 Tyler Owens	10 (vs. Houston)	10 ('23 vs. Houston)	--	<i>has not happened</i>	1.0 (vs. TCU)	1.0 ('23 vs. TCU)	1 ('22 vs. Ole Miss)	1 (2x)
#24 Malik Dunlap	7 (vs. K-State)	7 ('23 vs. K-State)	--	1.0 ('20 Virginia)*	0.5 (vs. K-State)	1.0 (2x)*	2 ('23 vs. Tarleton St.)	--
#25 Chapman Lewis	4 (vs. Houston)	4 (vs. Houston)	--	<i>has not happened</i>	--	<i>has not happened</i>	--	--
#27 Brenden Jordan	6 (vs. K-State)	6 ('23 vs. K-State)	--	<i>has not happened</i>	1.0 (vs. K-State)	1.0 ('23 vs. K-State)	--	--
#32 Tyrrique Matthews	6 (at Wyoming)	6 ('23 at Wyoming)	--	<i>has not happened</i>	1.0 (vs. Houston)	1.5 ('22 vs. Murray St.)	--	1 ('21 vs. K-State)
#35 Miquel Dingle Jr.	4 (vs. Houston)	4 ('23 vs. Houston)	--	<i>has not happened</i>	1.0 (vs. Houston)	1.0 ('23 vs. Houston)	--	--
#95 Jaylon Hutchings	8 (at Kansas)	7 ('23 at Kansas)	1.0 (2x, last at WVU)	1.0 (8x, last '23 at West Virginia)	2.5 (at West Virginia)	2.5 ('23 at West Virginia)	--	1 (2x)
#97 Tony Bradford Jr.	7 (vs. TCU)	8 ('20 at Iowa State)	1.5 (at Kansas)	1.5 ('23 at Kansas)	1.5 (at Kansas)	3.0 ('22 vs. Baylor)	--	1 ('23 vs. Houston)
#98 E'Maurion Banks	4 (at Baylor)	4 ('23 at Baylor)	0.5 (at Wyoming)	0.5 ('23 at Wyoming)	1.0 (at Baylor)	1.0 ('23 at Baylor)	--	--

* - indicates stats that include numbers accumulated at previous FBS institution

TEAM/INDIVIDUAL STATISTICS

Team Results

	Date	Opponent		Score	Att.
	09/02/2023	at Wyoming	Lot2	33-35	26450
	09/09/2023	Oregon	L	30-38	56200
	09/16/2023	Tarleton St.	W	41-3	56200
*	09/23/2023	at West Virginia	L	13-20	50071
*	09/30/2023	Houston	W	49-28	53308
*	10/07/2023	at Baylor	W	39-14	44620
*	10/14/2023	Kansas St.	L	21-38	56200
*	10/21/2023	at BYU	L	14-27	63523
*	11/02/2023	TCU	W	35-28	51185
*	11/11/2023	at Kansas	W	16-13	47235

Rushing

Player	gp	att	gain	loss	net	avg	td	lg	avg/g
Tahj Brooks	10	225	1187	21	1166	5.2	8	38	116.6
Cam'Ron Valdez	8	36	233	0	233	6.5	1	54	29.1
Tyler Shough	4	48	221	72	149	3.1	2	58	37.3
Nehemiah Martinez I	9	13	68	0	68	5.2	0	11	7.6
Jake Strong	2	6	64	3	61	10.2	0	54	30.5
Bryson Donnell	10	4	18	3	15	3.8	0	12	1.5
Drae McCray	10	1	4	0	4	4.0	0	4	0.4
Xavier White	10	4	4	1	3	0.8	0	2	0.3
Behren Morton	7	35	82	81	1	0.0	3	10	0.1
Coy Eakin	7	1	0	1	-1	-1.0	0	0	-0.1
Team	10	7	0	9	-9	-1.3	0	0	-0.9
Total	10	380	1881	191	1690	4.4	14	58	169.0
Opponents	10	365	1661	189	1472	4.0	13	60	147.2

Passing

Player	gp	effic	comp-att-int	pct	yds	td	lg	avg/g
Behren Morton	7	132.7	115-180-3	63.9	1154	10	44	164.9
Tyler Shough	4	130.4	67-111-4	60.4	746	7	46	186.5
Jake Strong	2	98.4	35-65-6	53.8	409	2	72	204.5
Total	10	125.7	217-356-13	61.0	2309	19	72	230.9
Opponents	10	122.9	210-346-8	60.7	2244	13	72	224.4

Receiving

Player	gp	no.	yds	avg	td	lg	avg/g
Myles Price	10	43	410	9.5	5	33	41.0
Jerand Bradley	10	35	423	12.1	4	34	42.3
Xavier White	10	28	393	14.0	1	72	39.3
Coy Eakin	7	21	242	11.5	1	43	34.6
Drae McCray	10	20	178	8.9	1	44	17.8
Tahj Brooks	10	19	74	3.9	0	12	7.4
Jordan Brown	8	17	218	12.8	1	46	27.3
Mason Tharp	5	11	120	10.9	2	28	24.0
Baylor Cupp	9	9	97	10.8	2	19	10.8
Loic Fouonji	10	4	56	14.0	1	25	5.6
Cam'Ron Valdez	8	3	27	9.0	0	15	3.4
Jayden York	10	3	30	10.0	1	19	3.0
J.J. Sparkman	10	2	9	4.5	0	8	0.9
Nehemiah Martinez I	9	2	32	16.0	0	31	3.6
Total	10	217	2309	10.6	19	72	230.9
Opponents	10	210	2244	10.7	13	72	224.4

Game Records

Record	Overall	Home	Away	Neutral
ALL GAMES	5-5	3-2	2-3	0-0
CONFERENCE	4-3	2-1	2-2	0-0
NON-CONFERENCE	1-2	1-1	0-1	0-0

Team Statistics

	TTU	OPP
First Downs	223	203
Rushing	102	80
Passing	104	104
Penalty	17	19
Rushing Yardage	1690	1472
Rushing attempts	380	365
Average per rush	4.4	4.0
Average per game	169.0	147.2
TDs Rushing	14	13
Passing Yardage	2309	2244
Comp-Att-Int	217-356-13	210-346-8
Average per pass	6.5	6.5
Average per catch	10.6	10.7
Average per game	230.9	224.4
TDs Passing	19	13
Total offense	3999	3716
Average per play	5.4	5.2
Average per game	399.9	371.6
Kick returns: #-Yards	19-494	18-310
Punt returns: #-Yards	9-203	7-40
Int returns: #-Yards	8-105	13-165
Fumbles-Lost	10-4	9-3
Penalties-Yards	55-541	48-413
Punts-Avg	40-47.6	50-42.1
Time of possession / game	28:31	31:27
3rd-down conversion	62/154	64/152
4rd-down conversion	22/32	9/20
PAT-attempts	(32-32) 100%	(25-25) 100%
2-point conversion-attempts	(2-4) 50%	(3-3) 100%

Interceptions

Player	no.	yds	avg	td	lg
Dadrion Taylor-Demerson	4	23	5.8	0	23
Malik Dunlap	3	77	25.7	1	54
Ben Roberts	1	5	5.0	0	5
Total	8	105	13.1	1	54
Opponents	13	165	12.7	1	45



INDIVIDUAL STATISTICS

Field Goals

Player	fg	pct.	01-19	20-29	30-39	40-49	50-99	lg	blk
Gino Garcia	13-18	72.2	0-0	3-3	6-6	2-5	2-4	55	1
Opponents	15-17	88.2	0-0	6-6	5-5	3-5	1-1	56	0

Scoring

Player	td	fg	PAT					dxp	saf	pts
			kick	rush	rcv	pass				
Gino Garcia	-	13-18	32-32	-	-	-	-	-	-	71
Tahj Brooks	8	-	-	1	-	-	-	-	-	50
Myles Price	5	-	-	-	-	-	-	-	-	30
Jerand Bradley	4	-	-	-	1	-	-	-	-	26
Behren Morton	3	-	-	-	-	1	-	-	-	18
Baylor Cupp	2	-	-	-	-	-	-	-	-	12
Tyler Shough	2	-	-	-	-	-	-	-	-	12
Loic Fouonji	2	-	-	-	-	-	-	-	-	12
Mason Tharp	2	-	-	-	-	-	-	-	-	12
Drae McCray	2	-	-	-	-	-	-	-	-	12
Xavier White	1	-	-	-	-	-	-	-	-	6
Malik Dunlap	1	-	-	-	-	-	-	-	-	6
Jordan Brown	1	-	-	-	-	-	-	-	-	6
Cam'Ron Valdez	1	-	-	-	-	-	-	-	-	6
Jayden York	1	-	-	-	-	-	-	-	-	6
Coy Eakin	1	-	-	-	-	-	-	-	-	6
Total	36	13-18	32-32	1	1	1	0	0	0	291
Opponents	28	15-17	25-25	1	2	2	0	0	0	244

Score by Periods

Team	1st	2nd	3rd	4th	OT	TOT
Texas Tech	86	74	56	62	13	291
Opponents	67	53	38	71	15	244

Punting

Player	no.	yds	avg	lg	tb	fc	i20	50+	blk
Austin McNamara	40	1902	47.6	59	6	20	17	18	0
Total	40	1902	47.6	59	6	20	17	18	0
Opponents	50	2104	42.1	70	0	23	15	11	1

Punt Returns

Player	no.	yds	avg	td	lg
Myles Price	9	196	21.8	0	43
Total	9	203	22.6	1	43
Opponents	7	40	5.7	0	20

Kick Returns

Player	no.	yds	avg	td	lg
Drae McCray	16	426	26.6	1	100
Jordan Brown	2	45	22.5	0	28
Xavier White	1	23	23.0	0	23
Total	19	494	26.0	1	100
Opponents	18	310	17.2	0	28

All Purpose

Player	g	rush	rcv	pr	kr	ir	total	avg/g
Tahj Brooks	10	1166	74	0	0	0	1240	124.0
Drae McCray	10	4	178	0	426	0	608	60.8
Myles Price	10	0	410	196	0	0	606	60.6
Jerand Bradley	10	0	423	0	0	0	423	42.3
Xavier White	10	3	393	0	23	0	419	41.9
Jordan Brown	8	0	218	0	45	0	263	32.9
Cam'Ron Valdez	8	233	27	0	0	0	260	32.5
Coy Eakin	7	-1	242	0	0	0	241	34.4
Tyler Shough	4	149	0	0	0	0	149	37.3
Mason Tharp	5	0	120	0	0	0	120	24.0
Nehemiah Martinez I	9	68	32	0	0	0	100	11.1
Baylor Cupp	9	0	97	0	0	0	97	10.8
Malik Dunlap	10	0	0	0	0	77	77	7.7
Loic Fouonji	10	0	56	7	0	0	63	6.3
Jake Strong	2	61	0	0	0	0	61	30.5
Jayden York	10	0	30	0	0	0	30	3.0
Dadrion Taylor-Demerson	10	0	0	0	0	23	23	2.3
Bryson Donnell	10	15	0	0	0	0	15	1.5
J.J. Sparkman	10	0	9	0	0	0	9	0.9
Ben Roberts	10	0	0	0	0	5	5	0.5
Behren Morton	7	1	0	0	0	0	1	0.1
Total	10	1690	2309	203	494	105	4801	480.1
Opponents	10	1472	2244	40	310	165	4231	423.1

Total Offense

Player	g	plays	rush	pass	total	avg/g
Tahj Brooks	10	225	1166	0	1166	116.6
Behren Morton	7	215	1	1154	1155	165.0
Tyler Shough	4	159	149	746	895	223.8
Jake Strong	2	71	61	409	470	235.0
Cam'Ron Valdez	8	36	233	0	233	29.1
Nehemiah Martinez I	9	13	68	0	68	7.6
Bryson Donnell	10	4	15	0	15	1.5
Drae McCray	10	1	4	0	4	0.4
Xavier White	10	4	3	0	3	0.3
Coy Eakin	7	1	-1	0	-1	-0.1
Total	10	736	1690	2309	3999	399.9
Opponents	10	711	1472	2244	3716	371.6

TEXAS TECH GAME-BY-GAME STATS

		Rushing				Receiving				Passing				Kick Returns				Punt Returns				tot
Date	Opponent	no.	yds	td	lg	no.	yds	td	lg	cmp-att-int	yds	td	lg	no.	yds	td	lg	no.	yds	td	lg	off
09/02/2023	at Wyoming	33	93	1	12	31	338	3	33	31-47-1	338	3	33	2	45	0	28	1	8	0	8	431
09/09/2023	Oregon	32	174	1	58	24	282	3	34	24-38-3	282	3	34	1	31	0	31	1	33	0	33	456
09/16/2023	Tarleton St.	39	221	1	38	18	195	3	46	18-33-1	195	3	46	2	46	0	28	0	0	0	0	416
09/23/2023	at West Virginia	38	160	0	27	15	161	1	26	15-43-0	161	1	26	5	108	0	32	1	0	0	0	321
09/30/2023	Houston	37	239	3	54	14	161	2	34	14-22-0	161	2	34	2	112	1	100	0	7	1	7	400
10/07/2023	at Baylor	42	186	2	24	19	180	3	24	19-26-1	180	3	24	1	23	0	23	1	43	0	43	366
10/14/2023	Kansas St.	30	182	2	54	30	298	1	43	30-49-3	298	1	43	4	76	0	24	0	0	0	1	480
10/21/2023	at BYU	43	153	1	20	19	236	1	72	19-37-3	236	1	72	2	53	0	33	4	83	0	35	389
11/02/2023	TCU	42	146	2	20	28	282	2	44	28-36-0	282	2	44	0	0	0	0	1	29	0	29	428
11/11/2023	at Kansas	44	136	1	11	19	176	0	33	19-25-1	176	0	33	0	0	0	0	0	0	0	0	312
Texas Tech		380	1690	14	58	217	2309	19	72	217-356-13	2309	19	72	19	494	1	100	9	203	1	43	3999
Opponents		365	1472	13	60	210	2244	13	72	210-346-8	2244	13	72	18	310	0	28	7	40	0	20	3716

Texas Tech Averages

Games	Avg/ rush	Avg/ catch	Pass eff	KR avg	PR avg	All purpose avg/game	Total offense avg/game
10	4.4	10.6	125.7	26.0	22.6	480.1	399.9

		Tackles				Sacks	Fumble		Pass Defense			blkd	PAT attempts			off		
Date	Opponent	ua	a	total	tfl-yds	no-yds	ff	fr-yds	int-yds	qbh	brup	kick	kick	rush	rcv	saf	t/o	pts
09/02/2023	at Wyoming	47	16	63	6.0-20	2-8	2	2-0	0-0	1	4	0	3-3	0	0	0	10	33
09/09/2023	Oregon	44	30	74	5.0-16	1-3	1	0-0	0-0	1	0	1	3-3	0	0	0	0	30
09/16/2023	Tarleton St.	52	16	68	5.0-18	3-15	0	0-0	3-56	1	6	0	5-5	0	0	0	10	41
09/23/2023	at West Virginia	35	42	77	4.0-13	1-6	0	0-0	2-26	0	1	0	1-1	0	0	0	3	13
09/30/2023	Houston	55	12	67	5.0-18	1-7	1	0-0	0-0	4	1	1	7-7	0	0	0	0	49
10/07/2023	at Baylor	39	22	61	11.0-69	6-45	4	1-0	0-0	3	4	0	4-4	1	0	0	0	39
10/14/2023	Kansas St.	41	28	69	6.0-14	1-8	0	0-0	0-0	0	3	0	3-3	0	0	0	0	21
10/21/2023	at BYU	29	30	59	3.0-18	1-7	0	0-0	0-0	5	3	0	2-2	0	0	0	0	14
11/02/2023	TCU	43	24	67	1.0-5	0-0	0	0-0	2-23	4	1	0	3-3	0	1	0	8	35
11/11/2023	at Kansas	47	10	57	6.0-35	3-27	0	0-0	1-0	2	5	0	1-1	0	0	0	3	16
Texas Tech		432	230	662	52.0-226	19-126	8	3-0	8-105	21	28	2	32-32	1	1	0	34	291
Opponents		447	216	663	42.0-194	21-150	6	4-0	13-165	20	43	1	25-25	1	2	0	44	244

Date	Opponent	Punting										Field Goals			Kickoffs			
		no.	yds	avg	long	blkd	tb	fc	50+	i20	md-att	long	blkd	no.	yds	avg	tb	ob
09/02/2023	at Wyoming	4	199	49.8	54	0	1	3	3	2	2-5	54	1	5	325	65.0	5	0
09/09/2023	Oregon	2	89	44.5	52	0	0	1	1	1	1-2	45	0	6	384	64.0	4	0
09/16/2023	Tarleton St.	4	195	48.8	53	0	1	0	1	2	2-2	43	0	8	519	64.9	5	0
09/23/2023	at West Virginia	6	294	49.0	54	0	0	2	4	0	2-2	39	0	4	244	61.0	2	0
09/30/2023	Houston	4	199	49.8	59	0	2	1	2	1	0-0	0	0	8	511	63.9	6	0
10/07/2023	at Baylor	3	144	48.0	53	0	0	3	1	3	1-1	37	0	7	447	63.9	2	0
10/14/2023	Kansas St.	4	183	45.8	57	0	1	1	1	0	0-0	0	0	4	255	63.8	3	0
10/21/2023	at BYU	4	192	48.0	57	0	0	2	2	3	0-0	0	0	3	197	65.7	2	0
11/02/2023	TCU	4	175	43.8	51	0	0	4	1	3	2-2	55	0	7	454	64.9	5	0
11/11/2023	at Kansas	5	232	46.4	56	0	1	3	2	2	3-4	32	0	5	308	61.6	4	0
Texas Tech		40	1902	47.6	59	0	6	20	18	17	13-18	55	1	57	3644	63.9	38	0
Opponents		50	2104	42.1	70	1	0	23	11	15	15-17	56	0	50	3151	63.0	28	1

OPPONENTS GAME-BY-GAME STATS

Date	Opponent	Rushing				Receiving				Passing				Kick Returns				Punt Returns				tot off
		no.	yds	td	lg	no.	yds	td	lg	cmp-att-int	yds	td	lg	no.	yds	td	lg	no.	yds	td	lg	
09/02/2023	at Wyoming	44	171	2	17	18	149	2	25	18-34-0	149	2	25	0	0	0	0	0	0	0	0	320
09/09/2023	Oregon	31	113	1	16	32	359	2	72	32-44-0	359	2	72	2	37	0	20	0	0	0	0	472
09/16/2023	Tarleton St.	36	145	0	25	24	197	0	33	24-44-3	197	0	33	3	58	0	24	0	0	0	0	342
09/23/2023	at West Virginia	42	157	1	19	13	99	1	21	13-22-2	99	1	21	2	31	0	16	3	45	0	20	256
09/30/2023	Houston	34	153	0	18	30	336	4	49	30-42-0	336	4	49	2	27	0	17	1	-1	0	0	489
10/07/2023	at Baylor	30	17	0	12	22	324	1	71	22-38-0	324	1	71	5	104	0	28	0	0	0	0	341
10/14/2023	Kansas St.	47	272	5	30	14	163	0	42	14-18-0	163	0	42	1	16	0	16	2	-1	0	2	435
10/21/2023	at BYU	30	150	0	55	15	127	2	32	15-27-0	127	2	32	1	6	0	6	1	-3	0	0	277
11/02/2023	TCU	26	87	3	16	32	353	1	35	32-52-2	353	1	35	2	31	0	20	0	0	0	0	440
11/11/2023	at Kansas	45	207	1	60	10	137	0	31	10-25-1	137	0	31	0	0	0	0	0	0	0	0	344
Opponents		365	1472	13	60	210	2244	13	72	210-346-8	2244	13	72	18	310	0	28	7	40	0	20	3716
Texas Tech		380	1690	14	58	217	2309	19	72	217-356-13	2309	19	72	19	494	1	100	9	203	1	43	3999

Opponents Averages

Games	Avg/ rush	Avg/ catch	Pass effc	KR avg	PR avg	All purpose avg/game	Total offense avg/game
10	4.0	10.7	122.9	17.2	5.7	423.1	371.6

Date	Opponent	Tackles				Sacks	Fumble		Pass Defense			blkd	PAT attempts			off		
		ua	a	total	tfl-yds	no-yds	ff	fr-yds	int-yds	qbh	brup	kick	kick	rush	rcv	saf	t/o	pts
09/02/2023	at Wyoming	47	24	71	4.0-18	3-17	0	0-0	1-4	3	10	1	3-3	1	0	0	7	35
09/09/2023	Oregon	42	16	58	5.0-44	4-42	2	1-0	3-45	2	2	0	3-3	0	1	0	7	38
09/16/2023	Tarleton St.	44	18	62	6.0-18	3-13	0	0-0	1-0	2	2	0	0-0	0	0	0	0	3
09/23/2023	at West Virginia	42	28	70	4.0-24	2-20	1	0-0	0-0	5	11	0	2-2	0	0	0	0	20
09/30/2023	Houston	33	22	55	3.0-7	1-1	0	0-0	0-0	1	3	0	4-4	0	0	0	0	28
10/07/2023	at Baylor	38	22	60	2.0-12	1-11	1	1-0	1-0	0	2	0	0-0	0	1	0	3	14
10/14/2023	Kansas St.	50	18	68	3.0-15	2-8	0	0-0	3-24	2	2	0	5-5	0	0	0	14	38
10/21/2023	at BYU	43	34	77	3.0-5	0-0	1	2-0	3-92	3	5	0	3-3	0	0	0	13	27
11/02/2023	TCU	50	28	78	8.0-25	2-14	0	0-0	0-0	2	2	0	4-4	0	0	0	0	28
11/11/2023	at Kansas	58	6	64	4.0-26	3-24	1	0-0	1-0	0	4	0	1-1	0	0	0	0	13
Opponents		447	216	663	42.0-194	21-150	6	4-0	13-165	20	43	1	25-25	1	2	0	44	244
Texas Tech		432	230	662	52.0-226	19-126	8	3-0	8-105	21	28	2	32-32	1	1	0	34	291

Date	Opponent	Punting										Field Goals			Kickoffs			
		no.	yds	avg	long	blkd	tb	fc	50+	i20	md-att	long	blkd	no.	yds	avg	tb	ob
09/02/2023	at Wyoming	5	219	43.8	57	0	0	2	1	0	2-2	56	0	5	315	63.0	3	0
09/09/2023	Oregon	4	164	41.0	63	0	0	2	1	1	3-3	34	0	8	520	65.0	7	0
09/16/2023	Tarleton St.	5	191	38.2	41	0	0	4	0	2	1-1	21	0	2	130	65.0	0	0
09/23/2023	at West Virginia	6	246	41.0	50	0	0	3	1	2	2-2	46	0	5	308	61.6	0	0
09/30/2023	Houston	5	181	36.2	56	1	0	2	1	1	0-1	0	0	5	311	62.2	3	0
10/07/2023	at Baylor	3	119	39.7	43	0	0	1	0	0	2-2	33	0	3	181	60.3	1	1
10/14/2023	Kansas St.	5	219	43.8	55	0	0	2	2	4	1-1	47	0	7	455	65.0	3	0
10/21/2023	at BYU	8	424	53.0	70	0	0	1	4	3	2-2	41	0	6	390	65.0	4	0
11/02/2023	TCU	5	209	41.8	51	0	0	4	1	2	0-1	0	0	5	325	65.0	5	0
11/11/2023	at Kansas	4	132	33.0	40	0	0	2	0	0	2-2	24	0	4	216	54.0	2	0
Opponents		50	2104	42.1	70	1	0	23	11	15	15-17	56	0	50	3151	63.0	28	1
Texas Tech		40	1902	47.6	59	0	6	20	18	17	13-18	55	1	57	3644	63.9	38	0

GAME-BY-GAME INDIVIDUAL STATS | OFFENSE

PASSING

#2 Behren Morton	Comp	Att	Int	Pct	Yards	TD	Long	Sacked	Effic.
Tarleton St.	8	13	1	61.5	72	2	15	1-2	143.4
West Virginia	13	37	0	35.1	158	1	26	2-20	79.9
Houston	14	22	0	63.6	161	2	34	1-1	155.1
Baylor	19	26	1	73.1	180	3	24	1-11	161.6
Kansas St.	14	21	0	66.7	125	0	31	2-8	116.7
TCU	28	36	0	77.8	282	2	44	2-14	161.9
Kansas	19	25	1	76.0	176	0	33	3-24	127.1
Totals	115	180	3	63.9	1154	10	44	12-80	132.7

#12 Tyler Shough	Comp	Att	Int	Pct	Yards	TD	Long	Sacked	Effic.
Wyoming	31	47	1	66.0	338	3	33	3-17	143.2
Oregon	24	38	3	63.2	282	3	34	4-42	135.8
Tarleton St.	10	20	0	50.0	123	1	46	2-11	118.2
West Virginia	2	6	0	33.3	3	0	6	0-0	37.5
Totals	67	111	4	60.4	746	7	46	9-70	130.4

#17 Jake Strong	Comp	Att	Int	Pct	Yards	TD	Long	Sacked	Effic.
Kansas St.	16	28	3	57.1	173	1	43	0-0	99.4
BYU	19	37	3	51.4	236	1	72	0-0	97.6
Totals	35	65	6	53.8	409	2	72	0-0	98.4

Rushing

Player	No-Yds/TD	UW	Oregon	TSU	WVU	UH	Baylor	KState	BYU	TCU	KU
Tahj Brooks	225-1166/8	11-39/1	7-71/0	19-158/0	25-149/0	21-101/2	31-170/1	17-98/1	30-101/1	31-146/1	33-133/1
Tyler Shough	48-149/2	15-36/0	23-101/1	6-0/1	4-12/0	DNP	DNP	DNP	DNP	DNP	DNP
Cam'Ron Valdez	36-233/1	6-20/0	DNP	DNP	-	6-111/1	6-21/0	6-22/0	5-38/0	3-7/0	4-14/0
Behren Morton	35-1/3	DNP	DNP	3-11/0	8--12/0	4-10/0	2--1/1	6-8/1	DNP	5--4/1	7--11/0
Nehemiah Martinez I	13-68/0	DNP	-	6-38/0	1-11/0	5-15/0	-	-	1-4/0	-	-
Jake Strong	6-61/0	DNP	DNP	DNP	DNP	DNP	DNP	1-54/0	5-7/0	DNP	DNP
Bryson Donnell	4-15/0	-	-	4-15/0	-	-	-	-	-	-	-
Xavier White	4-3/0	-	2-2/0	1--1/0	-	1-2/0	-	-	-	-	-
Drae McCray	1-4/0	-	-	-	-	-	-	-	1-4/0	-	-
Coy Eakin	1--1/0	DNP	DNP	DNP	-	-	-	-	1--1/0	-	-

Receiving

Player	No-Yds/TD	UW	Oregon	TSU	WVU	UH	Baylor	KState	BYU	TCU	KU
Myles Price	43-410/5	6-65/1	4-31/1	2-22/1	-	5-63/1	10-90/0	4-33/0	2-27/0	5-50/1	5-29/0
Jerand Bradley	35-423/4	8-88/1	5-83/1	4-40/0	3-30/1	1-5/0	1-6/0	5-46/1	3-21/0	1-13/0	4-91/0
Xavier White	28-393/1	4-28/0	4-45/0	1-7/0	3-45/0	3-53/0	1-9/0	3-32/0	3-98/1	5-71/0	1-5/0
Coy Eakin	21-242/1	DNP	DNP	DNP	1-9/0	-	2-20/1	5-102/0	2-4/0	8-78/0	3-29/0
Drae McCray	20-178/1	5-42/0	1-31/0	1-9/0	3-18/0	-	2-17/0	2--3/0	3-22/0	1-44/1	2--2/0
Tahj Brooks	19-74/0	2-12/0	4-18/0	-	1-6/0	1--5/0	1-4/0	2-22/0	3-15/0	4--4/0	1-6/0
Jordan Brown	17-218/1	2-51/0	-	6-73/1	2-27/0	DNP	DNP	4-24/0	1-36/0	1-5/0	1-2/0
Mason Tharp	11-120/2	1-10/0	4-37/1	3-43/1	1-14/0	2-16/0	DNP	DNP	DNP	DNP	DNP
Baylor Cupp	9-97/2	-	1-6/0	DNP	1-12/0	1-4/0	2-34/2	1-7/0	1-7/0	1-19/0	1-8/0
Loic Fouonji	4-56/1	1-20/0	-	-	-	1-25/1	-	-	1-6/0	1-5/0	-
Jayden York	3-30/1	2-22/1	-	-	-	-	-	1-8/0	-	-	-
Cam'Ron Valdez	3-27/0	-	DNP	DNP	-	-	-	3-27/0	-	-	-
Nehemiah Martinez I	2-32/0	DNP	1-31/0	-	-	-	-	-	-	1-1/0	-
J.J. Sparkman	2-9/0	-	-	1-1/0	-	-	-	-	-	-	1-8/0



DEFENSIVE STATISTICS

Team Defense

##	Player	gp	Tackles				Sacks	Pass defense			Fumbles		blkd	
			ua	a	tot	tfl/yds		int-yds	brup	qbh	fr-yds	ff	kick	saf
13	Ben Roberts	10	45	36	81	4.5-27	0.5-2	1-5	.	1	.	2	.	.
1	Dadrion Taylor-Demerson	10	44	14	58	1.5-11	1-11	4-23	5	2
9	CJ Baskerville	8	42	15	57	3.5-13	.	.	4	2
8	Jesiah Pierre	9	28	25	53	1.5-7	0.5-5	.	.	1	1-0	.	.	.
95	Jaylon Hutchings	10	22	22	44	7.5-29	3.5-19	.	1	2
18	Tyler Owens	9	29	6	35	1-5	.	.	2
97	Tony Bradford Jr.	10	14	15	29	4-27	3-24	1	.	.
6	Myles Cole	10	18	9	27	6-39	3.5-25	.	1	3
24	Malik Dunlap	10	21	3	24	0.5-1	.	3-77	1
7	Steve Linton	8	13	9	22	4.5-22	3-18	.	.	1	1-0	2	.	.
12	Bralyn Lux	9	17	3	20	3.5-11	.	.	6
3	Bryce Ramirez	9	14	6	20	1
0	Rayshad Williams	10	15	3	18	1-1	.	.	5
11	Charles Esters III	9	5	12	17	2-17	2-17	.	.	1	.	1	.	.
14	Joseph Adedire	9	10	7	17	2.5-2	.	.	1	3
32	Tyrique Matthews	8	11	3	14	1-1
27	Brenden Jordan	10	11	2	13	1-1	.	.	1
10	Jacob Rodriguez	3	9	3	12	1-1	1-0	1	.	.
35	Miquel Dingle Jr	4	8	4	12	1.5-3
5	Quincy Ledet	10	4	8	12	1	.	1	.	.
98	E'Maurion Banks	6	7	1	8	1.5-3	0.5-1
21	Cameron Watts	10	3	4	7
41	Ty Kana	3	4	3	7
25	Chapman Lewis	9	5	2	7
28	Jordan Sanford	8	3	3	6
45	Terrell Tilmon	10	3	2	5	1-2	1-2
2	Jalon Peoples	3	4	.	4
50	Trent Low	1	.	4	4	0.5-2	0.5-2
40	Wesley Smith	3	3	1	4	1-1
19	Dylan Spencer	6	3	1	4	1
93	Trevon McAlpine	5	4	.	4
33	Harvey Dyson III	6	1	2	3	2
14	Xavier White	10	2	.	2
91	Blake Burris	3	1	1	2	.	.	.	1
22	Maurion Horn	7	1	.	1
34	Bryce Robinson	1	1	.	1
38	Reese Burkhardt	10	1	.	1
94	Braylon Rigsby	1	1	.	1
0	Cam'Ron Valdez	8	1	.	1
20	Nehemiah Martinez I	9	.	1	1
31	Joseph Plunk	10	1	.	1

GAME-BY-GAME INDIVIDUAL STATS | DEFENSE

Total Tackles

Player	S-A	Total	UW	Oregon	TSU	WVU	UH	Baylor	KState	BYU	TCU	KU
Ben Roberts	45-36	81	0-1	5-7	2-2	4-7	8-2	5-2	5-6	5-5	3-3	8-1
Dadrion Taylor-Demerson	44-14	58	5-0	11-1	4-0	3-3	2-0	3-3	6-3	3-2	3-1	4-1
CJ Baskerville	42-15	57	3-1	DNP	3-3	4-3	9-0	4-2	DNP	2-3	7-2	10-1
Jesiah Pierre	28-25	53	10-4	3-3	5-0	5-7	DNP	2-4	2-5	0-1	0-1	1-0
Jaylon Hutchings	22-22	44	2-0	3-2	3-1	3-3	1-2	2-2	0-4	2-2	0-4	6-2
Tyler Owens	29-6	35	2-0	4-1	DNP	1-2	10-0	2-0	3-1	2-0	3-2	2-0
Tony Bradford Jr.	14-15	29	1-2	0-1	1-1	1-1	3-0	1-1	0-2	1-2	3-4	3-1
Myles Cole	18-9	27	1-0	0-1	3-1	3-3	2-0	1-3	-	4-0	3-0	1-1
Malik Dunlap	21-3	24	3-0	0-2	2-0	1-0	2-0	1-0	6-1	2-0	2-0	2-0
Steve Linton	13-9	22	4-1	1-1	-	1-2	0-1	3-0	3-1	1-3	DNP	DNP
Bralyn Lux	17-3	20	2-0	2-1	3-0	-	0-1	-	DNP	-	7-0	3-1
Bryce Ramirez	14-6	20	0-1	2-0	1-0	0-1	2-0	1-0	DNP	3-4	2-0	3-0
Rayshad Williams	15-3	18	2-0	5-0	0-2	-	2-1	2-0	1-0	1-0	2-0	-
Joseph Adedire	10-7	17	-	1-1	DNP	2-2	2-0	1-0	3-0	0-2	1-2	-
Charles Esters III	5-12	17	-	2-5	-	-	1-1	1-3	1-1	DNP	0-1	0-1
Tyrique Matthews	11-3	14	5-1	DNP	DNP	3-0	1-1	-	2-1	-	-	-
Brenden Jordan	11-2	13	-	2-0	4-0	-	-	-	5-1	0-1	-	-
Jacob Rodriguez	9-3	12	2-0	DNP	DNP	DNP	DNP	DNP	DNP	DNP	4-2	3-1
Miquel Dingle Jr	8-4	12	DNP	DNP	1-2	1-1	3-1	3-0	DNP	DNP	DNP	DNP
Quincy Ledet	4-8	12	2-0	0-1	1-0	0-1	-	0-1	-	1-3	0-2	-
E'Maurion Banks	7-1	8	2-1	DNP	DNP	DNP	DNP	4-0	1-0	-	-	-
Chapman Lewis	5-2	7	DNP	-	2-0	-	2-2	1-0	-	-	-	-
Ty Kana	4-3	7	DNP	-	4-2	0-1	DNP	DNP	DNP	DNP	DNP	DNP
Cameron Watts	3-4	7	-	-	1-1	0-2	-	1-0	-	0-1	1-0	-
Jordan Sanford	3-3	6	DNP	0-1	1-0	2-1	-	DNP	-	0-1	-	-
Terrell Tilmon	3-2	5	-	-	1-0	0-2	1-0	1-0	-	-	-	-
Jalon Peoples	4-0	4	-	DNP	3-0	DNP	1-0	DNP	DNP	DNP	DNP	DNP
Trevon McAlpine	4-0	4	-	DNP	2-0	1-0	1-0	-	DNP	DNP	DNP	DNP
Dylan Spencer	3-1	4	DNP	DNP	1-1	-	-	-	DNP	DNP	2-0	-
Wesley Smith	3-1	4	-	2-1	1-0	DNP	DNP	DNP	DNP	DNP	DNP	DNP
Trent Low	0-4	4	0-4	DNP	DNP	DNP	DNP	DNP	DNP	DNP	DNP	DNP
Harvey Dyson III	1-2	3	-	DNP	1-0	-	-	0-1	0-1	DNP	DNP	DNP
Xavier White	2-0	2	-	-	-	-	-	-	2-0	-	-	-
Blake Burris	1-1	2	-	1-1	-	DNP	DNP	DNP	DNP	DNP	DNP	DNP
Cam'Ron Valdez	1-0	1	-	DNP	DNP	-	-	-	-	1-0	-	-
Myles Price	1-0	1	1-0	-	-	-	-	-	-	-	-	-
Maurion Horn	1-0	1	DNP	DNP	1-0	DNP	-	-	-	-	-	-
Jackson Knotts	1-0	1	-	-	-	-	-	-	1-0	-	-	-
Joseph Plunk	1-0	1	-	-	-	-	-	-	-	1-0	-	-
Bryce Robinson	1-0	1	DNP	DNP	DNP	DNP	DNP	DNP	DNP	DNP	DNP	1-0
Reese Burkhardt	1-0	1	-	-	-	-	1-0	-	-	-	-	-
Jayden Cofield	1-0	1	DNP	DNP	DNP	DNP	1-0	DNP	DNP	DNP	DNP	DNP
Braylon Rigsby	1-0	1	DNP	DNP	1-0	DNP	DNP	DNP	DNP	DNP	DNP	DNP
Nehemiah Martinez I	0-1	1	DNP	-	-	-	-	-	0-1	-	-	-

GAME-BY-GAME INDIVIDUAL STATS | DEFENSE

TACKLES FOR LOSS

Player	UA-A	Total	UW	Oregon	TSU	WVU	UH	Baylor	KState	BYU	TCU	KU
Jaylon Hutchings	5-5	7.5	1.0-5	0.5-1	1.5-2	2.5-11	1.0-3	-	0.5-4	-	-	0.5-3
Myles Cole	5-2	6.0	-	0.5-3	2.0-13	-	-	0.5-5	-	3.0-18	-	-
Steve Linton	4-1	4.5	1.0-4	-	-	0.5-0	-	3.0-18	-	-	DNP	DNP
Ben Roberts	2-5	4.5	0.5-0	1.5-7	-	0.5-1	-	2.0-19	-	-	-	-
Tony Bradford Jr.	2-4	4.0	-	0.5-2	0.5-1	-	1.0-7	-	0.5-4	-	-	1.5-13
CJ Baskerville	3-1	3.5	1.5-6	DNP	-	-	1.0-5	1.0-2	DNP	-	-	-
Bralyn Lux	3-1	3.5	1.0-2	0.5-2	-	-	-	-	DNP	-	-	2.0-7
Joseph Adedire	2-1	2.5	-	0.5-0	DNP	-	-	-	2.0-2	-	-	-
Charles Esters III	1-2	2.0	-	-	-	-	-	2.0-17	-	DNP	-	-
Dadrion Taylor-Demerson	1-1	1.5	-	-	-	-	-	-	0.5-0	-	-	1.0-11
Miquel Dingle Jr	1-1	1.5	DNP	DNP	-	0.5-1	1.0-2	-	DNP	DNP	DNP	DNP
E'Maurion Banks	1-1	1.5	0.5-1	DNP	DNP	DNP	DNP	1.0-2	-	-	-	-
Jesiah Pierre	0-3	1.5	-	-	-	-	DNP	0.5-5	1.0-2	-	-	-
Rayshad Williams	1-0	1.0	-	-	-	-	-	1.0-1	-	-	-	-
Jacob Rodriguez	1-0	1.0	-	DNP	DNP	DNP	DNP	DNP	DNP	DNP	-	1.0-1
Tyler Owens	1-0	1.0	-	-	DNP	-	-	-	-	-	1.0-5	-
Brenden Jordan	1-0	1.0	-	-	-	-	-	-	1.0-1	-	-	-
Tyrique Matthews	1-0	1.0	-	DNP	DNP	-	1.0-1	-	-	-	-	-
Wesley Smith	1-0	1.0	-	1.0-1	-	DNP	DNP	DNP	DNP	DNP	DNP	DNP
Terrell Tilmon	1-0	1.0	-	-	1.0-2	-	-	-	-	-	-	-
Malik Dunlap	0-1	0.5	-	-	-	-	-	-	0.5-1	-	-	-
Trent Low	0-1	0.5	0.5-2	DNP	DNP	DNP	DNP	DNP	DNP	DNP	DNP	DNP

SACKS

Player	UA-A	Total	UW	Oregon	TSU	WVU	UH	Baylor	KState	BYU	TCU	KU
Myles Cole	3-1	3.5	-	-	2-13	-	-	0.5-5	-	1-7	-	-
Jaylon Hutchings	2-3	3.5	1-5	0.5-1	-	1-6	-	-	0.5-4	-	-	0.5-3
Steve Linton	3-0	3	-	-	-	-	-	3-18	-	-	DNP	DNP
Tony Bradford Jr.	2-2	3	-	-	-	-	1-7	-	0.5-4	-	-	1.5-13
Charles Esters III	1-2	2	-	-	-	-	-	2-17	-	DNP	-	-
Dadrion Taylor-Demerson	1-0	1	-	-	-	-	-	-	-	-	-	1-11
Terrell Tilmon	1-0	1	-	-	1-2	-	-	-	-	-	-	-
Jesiah Pierre	0-1	0.5	-	-	-	-	DNP	0.5-5	-	-	-	-
Ben Roberts	0-1	0.5	-	0.5-2	-	-	-	-	-	-	-	-
Trent Low	0-1	0.5	0.5-2	DNP	DNP	DNP	DNP	DNP	DNP	DNP	DNP	DNP
E'Maurion Banks	0-1	0.5	0.5-1	DNP	DNP	DNP	DNP	-	-	-	-	-

Fumbles Forced

Player	Number	UW	Oregon	TSU	WVU	UH	Baylor	KState	BYU	TCU	KU
Steve Linton	2	-	-	-	-	-	2	-	-	DNP	DNP
Ben Roberts	2	-	1	-	-	-	1	-	-	-	-
Quincy Ledet	1	1	-	-	-	-	-	-	-	-	-
Jacob Rodriguez	1	1	DNP	DNP	DNP	DNP	DNP	DNP	DNP	-	-
Charles Esters III	1	-	-	-	-	-	1	-	DNP	-	-
Tony Bradford Jr.	1	-	-	-	-	1	-	-	-	-	-

Fumbles Recovered

Player	Number	UW	Oregon	TSU	WVU	UH	Baylor	KState	BYU	TCU	KU
Steve Linton	1	1	-	-	-	-	-	-	-	DNP	DNP
Jesiah Pierre	1	-	-	-	-	DNP	1	-	-	-	-
Jacob Rodriguez	1	1	DNP	DNP	DNP	DNP	DNP	DNP	DNP	-	-

TEXAS TECH GAME HIGHS

Texas Tech - Game Highs

RUSHES	44	at Kansas (11/11/2023)
YARDS RUSHING	239	Houston (09/30/2023)
YARDS PER RUSH	6.5	Houston (09/30/2023)
TD RUSHES	3	Houston (09/30/2023)
PASS ATTEMPTS	49	Kansas St. (10/14/2023)
PASS COMPLETIONS	31	at Wyoming (09/02/2023)
YARDS PASSING	338	at Wyoming (09/02/2023)
YARDS PER PASS	7.8	TCU (11/02/2023)
TD PASSES	3	at Baylor (10/07/2023)
	3	Tarleton St. (09/16/2023)
	3	Oregon (09/09/2023)
	3	at Wyoming (09/02/2023)
TOTAL PLAYS	81	at West Virginia (09/23/2023)
TOTAL OFFENSE	480	Kansas St. (10/14/2023)
YARDS PER PLAY	6.8	Houston (09/30/2023)
POINTS	49	Houston (09/30/2023)
SACKS BY	6	at Baylor (10/07/2023)
FIRST DOWNS	27	Oregon (09/09/2023)
PENALTIES	9	at BYU (10/21/2023)
	9	at West Virginia (09/23/2023)
PENALTY YARDS	96	at West Virginia (09/23/2023)
TURNOVERS	5	at BYU (10/21/2023)
PUNTS	6	at West Virginia (09/23/2023)
PUNTING AVG	49.8	Houston (09/30/2023)
	49.8	at Wyoming (09/02/2023)
LONG PUNT	59	Houston (09/30/2023)

Texas Tech - Individual Game Highs

RUSHES	33	Tahj Brooks at Kansas (11/11/2023)
YARDS RUSHING	170	Tahj Brooks at Baylor (10/07/2023)
TD RUSHES	2	Tahj Brooks vs Houston (09/30/2023)
LONG RUSH	58	Tyler Shough vs Oregon (09/09/2023)
PASS ATTEMPTS	47	Tyler Shough at Wyoming (09/02/2023)
PASS COMPLETIONS	31	Tyler Shough at Wyoming (09/02/2023)
YARDS PASSING	338	Tyler Shough at Wyoming (09/02/2023)
TD PASSES	3	Behren Morton at Baylor (10/07/2023)
	3	Tyler Shough vs Oregon (09/09/2023)
	3	Tyler Shough at Wyoming (09/02/2023)
LONG PASS	72	Jake Strong at BYU (10/21/2023)
RECEPTIONS	10	Myles Price at Baylor (10/07/2023)
YARDS RECEIVING	102	Coy Eakin vs Kansas St. (10/14/2023)
TD RECEPTIONS	2	Baylor Cupp at Baylor (10/07/2023)
LONG RECEPTION	72	Xavier White at BYU (10/21/2023)
PUNTS	6	Austin McNamara at West Virginia (09/23/2023)
PUNTING AVG	49.8	Austin McNamara vs Houston (09/30/2023)
	49.8	Austin McNamara at Wyoming (09/02/2023)
LONG PUNT	59	Austin McNamara vs Houston (09/30/2023)
PUNTS INSIDE 20	3	Austin McNamara vs TCU (11/02/2023)
	3	Austin McNamara at BYU (10/21/2023)
	3	Austin McNamara at Baylor (10/07/2023)
LONG PUNT RETURN	43	Myles Price at Baylor (10/07/2023)
LONG KICKOFF RETURN	100	Drae McCray vs Houston (09/30/2023)
TACKLES	14	Jesiah Pierre at Wyoming (09/02/2023)
SACKS	3	Steve Linton at Baylor (10/07/2023)
TACKLES FOR LOSS	3	Myles Cole at BYU (10/21/2023)
	3	Steve Linton at Baylor (10/07/2023)

OPPONENT GAME HIGHS

Opponent - Game Highs

RUSHES	47	Kansas St. (10/14/2023)
YARDS RUSHING	272	Kansas St. (10/14/2023)
YARDS PER RUSH	5.8	Kansas St. (10/14/2023)
TD RUSHES	5	Kansas St. (10/14/2023)
PASS ATTEMPTS	52	TCU (11/02/2023)
PASS COMPLETIONS	32	TCU (11/02/2023)
	32	Oregon (09/09/2023)
YARDS PASSING	359	Oregon (09/09/2023)
YARDS PER PASS	9.1	Kansas St. (10/14/2023)
TD PASSES	4	Houston (09/30/2023)
TOTAL PLAYS	80	Tarleton St. (09/16/2023)
TOTAL OFFENSE	489	Houston (09/30/2023)
YARDS PER PLAY	6.7	Kansas St. (10/14/2023)
POINTS	38	Kansas St. (10/14/2023)
	38	Oregon (09/09/2023)
SACKS BY	4	Oregon (09/09/2023)
FIRST DOWNS	26	TCU (11/02/2023)
	26	Houston (09/30/2023)
PENALTIES	14	Oregon (09/09/2023)
PENALTY YARDS	124	Oregon (09/09/2023)
TURNOVERS	3	Tarleton St. (09/16/2023)
PUNTS	8	at BYU (10/21/2023)
PUNTING AVG	53.0	at BYU (10/21/2023)
LONG PUNT	70	at BYU (10/21/2023)

Opponent - Individual Game Highs

RUSHES	19	Devin Neal at Kansas (11/11/2023)
	19	Emani Bailey vs TCU (11/02/2023)
YARDS RUSHING	137	Devin Neal at Kansas (11/11/2023)
TD RUSHES	5	Avery Johnson vs Kansas St. (10/14/2023)
LONG RUSH	60	Devin Neal at Kansas (11/11/2023)
PASS ATTEMPTS	52	Josh Hoover vs TCU (11/02/2023)
PASS COMPLETIONS	32	Josh Hoover vs TCU (11/02/2023)
	32	Bo Nix vs Oregon (09/09/2023)
YARDS PASSING	359	Bo Nix vs Oregon (09/09/2023)
TD PASSES	4	Donovan Smith vs Houston (09/30/2023)
LONG PASS	72	Bo Nix vs Oregon (09/09/2023)
RECEPTIONS	12	Benjamin Omayebu vs Tarleton St. (09/16/2023)
YARDS RECEIVING	126	Monaray Baldwin at Baylor (10/07/2023)
LONG RECEPTION	72	Troy Franklin vs Oregon (09/09/2023)
FIELD GOALS	3	Camden Lewis vs Oregon (09/09/2023)
LONG FIELD GOALS	56	John Hoyland at Wyoming (09/02/2023)
PUNTS	8	Ryan Rehkow at BYU (10/21/2023)
PUNTING AVG	55.5	Ross James vs Oregon (09/09/2023)
LONG PUNT	70	Ryan Rehkow at BYU (10/21/2023)
PUNTS INSIDE 20	4	Jack Blumer vs Kansas St. (10/14/2023)
LONG PUNT RETURN	20	Preston Fox at West Virginia (09/23/2023)
LONG KICKOFF RETURN	28	Dawson Pendergrass at Baylor (10/07/2023)
TACKLES	12	Malik Robinson vs Houston (09/30/2023)
	12	Shae Suaunooa at Wyoming (09/02/2023)

GAME PARTICIPATION

##	Player	GP-GS	UW	Oregon	TSU	WVU	UH	Baylor	KState	BYU	TCU	KU
0	Rayshad Williams	10/8	START	START	START	START	START	XXX	START	START	START	XXX
0	Cam'Ron Valdez	8/0	XXX	XXX	XXX	XXX	XXX	XXX	XXX	XXX
1	Dadrion Taylor-Demerson	10/10	START	START	START	START	START	START	START	START	START	START
1	Myles Price	10/7	START	XXX	START	XXX	START	START	START	START	START	XXX
2	Behren Morton	7/5	XXX	XXX	START	START	START	...	START	START
2	Jalon Peoples	3/0	XXX	...	XXX	...	XXX
3	Bryce Ramirez	9/2	XXX	XXX	XXX	XXX	XXX	XXX	...	START	START	XXX
4	Nate Floyd	0/0
4	Jordan Brown	8/2	XXX	XXX	START	START	XXX	XXX	XXX	XXX
5	Quincy Ledet	10/0	XXX	XXX	XXX	XXX	XXX	XXX	XXX	XXX	XXX	XXX
6	Myles Cole	10/10	START	START	START	START	START	START	START	START	START	START
6	J.J. Sparkman	10/1	XXX	START	XXX	XXX	XXX	XXX	XXX	XXX	XXX	XXX
7	Steve Linton	8/4	START	START	START	XXX	XXX	XXX	XXX	START
8	Jesiah Pierre	9/6	START	START	START	START	...	START	START	XXX	XXX	XXX
8	Coy Eakin	7/5	XXX	START	START	START	START	XXX	START
9	Jerand Bradley	10/9	START	START	START	START	START	START	START	XXX	START	START
9	CJ Baskerville	8/7	XXX	...	START	START	START	START	...	START	START	START
10	Jacob Rodriguez	3/2	START	XXX	START
10	Drae McCray	10/1	XXX	XXX	XXX	XXX	XXX	XXX	XXX	XXX	XXX	START
11	Loic Fouonji	10/1	START	XXX	XXX	XXX	XXX	XXX	XXX	XXX	XXX	XXX
11	Charles Esters III	9/2	XXX	XXX	XXX	XXX	XXX	XXX	START	...	XXX	START
12	Bralyn Lux	9/5	START	START	START	XXX	XXX	START	...	XXX	XXX	START
12	Tyler Shough	4/4	START	START	START	START
13	Brady Boyd	0/0
13	Ben Roberts	10/9	XXX	START	START	START	START	START	START	START	START	START
14	Xavier White	10/3	XXX	START	XXX	START	XXX	XXX	XXX	XXX	START	XXX
14	Joseph Adedire	9/5	XXX	XXX	...	START	START	START	START	XXX	START	XXX
15	Robert Wooten	2/0	XXX	XXX
15	Jayden York	10/1	XXX	XXX	XXX	XXX	XXX	XXX	XXX	START	XXX	XXX
16	Jaden Morris	0/0
16	Marquez Stevenson	0/0
17	Isaac Smith	0/0
17	Jake Strong	2/1	XXX	START
18	Tyler Owens	9/8	START	START	...	START	START	START	START	START	XXX	START
18	Will Burns	0/0
19	AJ McCarty	0/0
19	Haydon Wiginton	0/0
19	Dylan Spencer	6/0	XXX	XXX	XXX	XXX	XXX	XXX
20	Nehemiah Martinez I	9/0	...	XXX	XXX	XXX	XXX	XXX	XXX	XXX	XXX	XXX
20	Marcus Ramon-Edwards	0/0
21	Cameron Watts	10/0	XXX	XXX	XXX	XXX	XXX	XXX	XXX	XXX	XXX	XXX
21	Tyler King	0/0
22	Maurion Horn	7/0	XXX	...	XXX	XXX	XXX	XXX	XXX	XXX
22	Bryson Donnell	10/0	XXX	XXX	XXX	XXX	XXX	XXX	XXX	XXX	XXX	XXX
23	Landon Hullaby	3/0	XXX	XXX	XXX
23	Cooper LaFebre	0/0
24	Malik Dunlap	10/8	XXX	XXX	START	START	START	START	START	START	START	START
24	Anquan Willis	0/0
25	JMaury Davis	0/0
25	Chapman Lewis	9/0	...	XXX	XXX	XXX	XXX	XXX	XXX	XXX	XXX	XXX
26	Sammy Morris IV	3/0	XXX	XXX	XXX
27	Brenden Jordan	10/3	START	START	XXX	XXX	XXX	XXX	XXX	XXX	START	XXX
28	Tahj Brooks	10/10	START	START	START	START	START	START	START	START	START	START
28	Jordan Sanford	8/0	...	XXX	XXX	XXX	XXX	...	XXX	XXX	XXX	XXX
29	Chief Collins	10/0	XXX	XXX	XXX	XXX	XXX	XXX	XXX	XXX	XXX	XXX
30	Jackson Knotts	10/0	XXX	XXX	XXX	XXX	XXX	XXX	XXX	XXX	XXX	XXX
30	Miles Thompson	0/0
31	Austin McNamara	10/0	XXX	XXX	XXX	XXX	XXX	XXX	XXX	XXX	XXX	XXX
31	Joseph Plunk	10/0	XXX	XXX	XXX	XXX	XXX	XXX	XXX	XXX	XXX	XXX
32	Tyrique Matthews	8/0	XXX	XXX	XXX	XXX	XXX	XXX	XXX	XXX

GAME PARTICIPATION

#	Player	GP-GS	UW	Oregon	TSU	WVU	UH	Baylor	KState	BYU	TCU	KU
33	Matthew Young	0/0
33	Harvey Dyson III	6/0	XXX	...	XXX	XXX	XXX	XXX	XXX
34	Bryce Robinson	1/0	XXX
35	Miquel Dingle Jr	4/1	XXX	XXX	START	XXX
36	Justin Horne	0/0
37	Brook Honore	0/0
38	Reese Burkhardt	10/0	XXX	XXX	XXX	XXX	XXX	XXX	XXX	XXX	XXX	XXX
38	Anthony White	0/0
39	Charles Robinson	0/0
39	Luke Dillingham	0/0
40	Wesley Smith	3/0	XXX	XXX	XXX
41	Ty Kana	3/0	...	XXX	XXX	XXX
42	John Curry	4/0	XXX	XXX	XXX	XXX
43	Henry Teeter	10/0	XXX	XXX	XXX	XXX	XXX	XXX	XXX	XXX	XXX	XXX
43	Chris Lemons	0/0
45	Terrell Tilmon	10/0	XXX	XXX	XXX	XXX	XXX	XXX	XXX	XXX	XXX	XXX
46	Isaiah Crawford	0/0
47	Jacob Mauch	0/0
47	Tanner Allen	0/0
48	Gage Elder	0/0
48	Stone Harrington	0/0
49	Tre'Darius Brown	0/0
50	Trent Low	1/0	XXX
51	Jayden Cofield	1/0	XXX
53	Rusty Staats	10/10	START	START	START	START	START	START	START	START	START	START
54	Kaden Carr	0/0
56	Dennis Wilburn	9/9	START	...	START	START	START	START	START	START	START	START
60	Nick Fattig	0/0
63	Dylan Shaw	0/0
64	Jurrien Loftin	0/0
65	Sheridan Wilson	1/0	XXX
66	Matt Keeler	10/0	XXX	XXX	XXX	XXX	XXX	XXX	XXX	XXX	XXX	XXX
67	Dalton Marryman	0/0
68	Seth Martin	0/0
69	Caleb Rodkey	9/0	XXX	XXX	...	XXX	XXX	XXX	XXX	XXX	XXX	XXX
70	Cole Spencer	5/5	START	START	START	START	START
71	Monroe Mills	10/10	START	START	START	START	START	START	START	START	START	START
72	Landon Peterson	9/0	XXX	...	XXX	XXX	XXX	XXX	XXX	XXX	XXX	XXX
74	Daniel Sill	0/0
75	Jacoby Jackson	10/6	XXX	START	XXX	XXX	XXX	START	START	START	START	START
76	Caleb Rogers	10/10	START	START	START	START	START	START	START	START	START	START
77	Garrett Morphis	0/0
79	Ty Buchanan	6/0	XXX	XXX	XXX	XXX	XXX	XXX
80	Mason Tharp	5/5	START	START	START	START	START
82	Drew Hocutt	10/0	XXX	XXX	XXX	XXX	XXX	XXX	XXX	XXX	XXX	XXX
83	Jack Esparza	0/0
84	Demarion Crest	0/0
85	Aiden Meeks	0/0
86	TJ West	0/0
87	Kelby Valsin	0/0
88	Baylor Cupp	9/5	XXX	XXX	...	XXX	XXX	START	START	START	START	START
89	Jordan Green	0/0
90	Ansel Nedore	0/0
91	Blake Burris	3/0	XXX	XXX	XXX
93	Trevon McAlpine	5/0	XXX	...	XXX	XXX	XXX	XXX
94	Braylon Rigsby	1/0	XXX
95	Jaylon Hutchings	10/10	START	START	START	START	START	START	START	START	START	START
96	Amier Washington	1/0	XXX
97	Tony Bradford Jr.	10/10	START	START	START	START	START	START	START	START	START	START
98	E'Maurion Banks	6/0	XXX	XXX	XXX	XXX	XXX	XXX
99	Gino Garcia	10/0	XXX	XXX	XXX	XXX	XXX	XXX	XXX	XXX	XXX	XXX
99	Sam Carrell	1/0	XXX

MISCELLANEOUS TRENDS

OPENING DRIVE - OFFENSE

OPPONENT	1st	2nd
	Half	Half
at Wyoming	Touchdown	Punt
Oregon	Touchdown	Touchdown
Tarleton State	Punt	Punt
at West Virginia	Punt	Punt
Houston	Touchdown	Punt
at Baylor	Touchdown	Turnover (INT)
Kansas State	Punt	Turnover on Downs
at BYU	Downs	Punt
TCU	Punt	Punt
at Kansas	Touchdown	Punt
UCF	--	--
at Texas	--	--

GAME-OPENING DRIVES

OPPONENT	TEXAS TECH			OPPONENTS		
	PTS	PLAYS	YDS	PTS	PLAYS	YDS
at Wyoming	7	6	76	0	3	2
Oregon	7	6	85	0	8	24
Tarleton State	0	3	-1	0	3	3
at West Virginia	0	3	3	0	5	20
Houston	7	12	74	7	12	75
at Baylor	7	11	75	0	7	34
Kansas State	0	6	20	3	8	50
at BYU	0	14	68	7	7	75
TCU	0	3	1	0	3	0
at Kansas	7	7	50	0	3	1
UCF	-	-	-	-	-	-
at Texas	-	-	-	-	-	-

SCORING DRIVE ANALYSIS

YARDAGE	TEXAS TECH		OPPONENTS	
	TD	FG	TD	FG
No Drive	3	-	1	-
Negative Yards	-	1	-	-
0-9	-	2	-	-
10-19	2	1	1	-
20-29	3	2	2	4
30-39	-	-	1	1
40-49	1	2	-	-
50-59	3	2	2	3
60-69	4	3	1	2
70-79	10	-	14	2
80-89	8	-	3	-
90-99	2	-	1	-
TOTALS	36	13	26	12

TURNOVER CHART

Opponent	Forced by Texas Tech					Forced by Opponent				
	Fum	Int	Tot	Pts Off	Margin	Fum	Int	Tot	Pts Off	
at Wyoming	2	0	2	10	+1	0	1	1	7	
Oregon	0	0	0	0	-4	1	3	4	7	
Tarleton State	0	3	3	10	+2	0	1	1	0	
at West Virginia	0	2	2	3	+2	0	0	0	0	
Houston	0	0	0	0	=	0	0	0	0	
at Baylor	1	0	1	0	-1	1	1	2	3	
Kansas State	0	0	0	0	-3	0	3	3	14	
at BYU	0	0	0	0	-5	2	3	5	13	
TCU	0	2	2	8	+2	0	0	0	0	
at Kansas	0	1	1	3	=	0	1	1	0	
UCF	-	-	-	-	-	-	-	-	-	
at Texas	-	-	-	-	-	-	-	-	-	
Totals	3	8	11	34	-6	4	13	17	44	

OPENING DRIVE - DEFENSE

OPPONENT	1st	2nd
	Half	Half
at Wyoming	Punt	Touchdown
Oregon	Punt	Punt
Tarleton State	INT	Punt
at West Virginia	Punt	Punt
Houston	Touchdown	Punt
at Baylor	Turnover on Downs	Turnover on Downs
Kansas State	FG	Punt
at BYU	Touchdown	Punt
TCU	Punt	Touchdown
at Kansas	Punt	Punt
UCF	--	--
at Texas	--	--

SECOND HALF OPENING DRIVES

OPPONENT	TEXAS TECH			OPPONENTS		
	PTS	PLAYS	YDS	PTS	PLAYS	YDS
at Wyoming	0	3	2	7	13	76
Oregon	7	5	75	0	3	-1
Tarleton State	0	5	23	0	5	19
at West Virginia	0	5	13	0	3	9
Houston	0	3	-3	0	7	27
at Baylor	0	1	0	0	7	49
Kansas State	0	6	21	0	3	4
at BYU	0	3	3	0	4	22
TCU	0	6	17	7	10	93
at Kansas	0	7	11	0	3	8
UCF	-	-	-	-	-	-
at Texas	-	-	-	-	-	-

THREE-AND-OUTS

OPPONENT	TEXAS TECH	OPPONENTS
	3-&-Outs/Drives	3-&-Outs/Drives
at Wyoming	2/14	3/14
Oregon	1/13	3/11
Tarleton State	1/11	2/13
at West Virginia	4/13	4/13
Houston	1/9	2/12
at Baylor	2/13	2/13
Kansas State	2/12	2/13
at BYU	2/13	5/12
TCU	1/13	2/12
at Kansas	1/11	4/12
UCF	--	--
at Texas	--	--
TOTALS	17/122	29/125

RED RAIDERS ON COIN FLIPS

OPPONENT	Coin		Result
	Flip	Decision	
at Wyoming	L	Opp. Deferred	L, 35-33 ^{20T}
Oregon	W	Deferred	L, 38-30
Tarleton State	W	Received	W, 41-3
at West Virginia	L	Opp. Received	L, 20-13
Houston	W	Deferred	W, 49-28
at Baylor	L	Opp. Deferred	W, 39-14
Kansas State	W	Deferred	L, 38-21
at BYU	W	Deferred	L, 27-14
TCU	W	Deferred	W, 35-28
at Kansas	W	Deferred	W, 16-13
UCF	-	--	--
at Texas	-	--	--

GIVEAWAYS/TAKEAWAYS

OPPONENT	TAKEAWAY			GIVEAWAY			Dif.
	Fum	Int	Tot	Fum	Int	Tot	
at Wyoming	2	0	2	0	1	1	+1
Oregon	0	0	0	1	3	4	-4
Tarleton State	0	3	3	0	1	1	+2
at West Virginia	0	2	2	0	0	0	+2
Houston	0	0	0	0	0	0	=
at Baylor	1	0	1	1	1	2	-1
Kansas State	0	0	0	0	3	3	-3
at BYU	0	0	0	2	3	5	-5
TCU	0	2	2	0	0	0	+2
at Kansas	0	1	1	0	1	1	=
UCF	-	-	-	-	-	-	-
at Texas	-	-	-	-	-	-	-
TOTALS	3	8	11	4	13	17	-6

SPECIAL TEAMS TACKLES

(All tackles on Special Teams coverage)

Player	Total	KO	Punt
Terrell Tilmon	4	1	3
Miquel Dingle Jr.	3	3	-
Chapman Lewis	3	3	-
Cameron Watts	4	3	1
Bralyn Lux	3	3	-
Ty Matthews	2	2	-
Wesley Smith	1	1	-
Ty Kana	1	-	1
Jesiah Pierre	1	-	1
C.J. Baskerville	1	1	-
Reese Burkhardt	1	1	-
Nehemiah Martinez	1	1	-
Jayden York	1	-	1
Jackson Knotts	1	-	1
Joseph Plunk	1	1	-
Tyler Owens	1	-	1
TOTALS	29	20	9

REDZONE CHART

Opponent	Texas Tech			Opponents		
	Scores-Chances (%)	TD (R/P)	FG	Scores-Chances (%)	TD (R/P)	FG
at Wyoming	4-of-4 (100.0)	3 (1/2)	1	5-of-5 (100.0)	4 (2/2)	1
Oregon	4-of-5 (80.0)	3 (1/2)	1	5-of-6 (83.3)	2 (1/1)	3
Tarleton State	4-of-4 (100.0)	3 (1/2)	1	1-of-2 (50.0)	0 (0/0)	1
at West Virginia	2-of-3 (66.6)	1 (0/1)	1	3-of-3 (100.0)	2 (1/1)	1
Houston	3-of-3 (100.0)	3 (2/1)	0	2-of-2 (100.0)	2 (0/2)	0
at Baylor	6-of-8 (75.0)	5 (2/3)	1	2-of-3 (66.6)	0 (0/0)	2
Kansas State	3-of-4 (75.0)	3 (2/1)	0	4-of-4 (100.0)	4 (4/0)	0
at BYU	1-of-2 (50.0)	1 (1/0)	0	3-of-3 (100.0)	2 (0/2)	1
TCU	3-of-3 (100.0)	2 (2/0)	1	4-of-4 (100.0)	4 (3/1)	0
at Kansas	4-of-4 (100.0)	1 (1/0)	3	2-of-3 (66.6)	0 (0/0)	2
UCF	--	--	--	--	--	--
at Texas	--	--	--	--	--	--
Totals	34-of-40 (85.0)	25 (13/12)	9	31-of-35 (88.6)	20 (11/9)	11



TEXAS TECH SCORING DRIVES

at Wyoming	No. of	Total	Drive	Type of	Score	Scoring
<i>drive superlatives →</i>	Plays	Yards	Time	Score	QTR/Time	Play
	6	76	1:49	TD	10/10:34	Price 33-yd catch
	2	26	0:42	TD	10/9:25	York 19-yd catch
	4	-4	1:10	FG	10/4:02	Garcia 54-yd FG
	13	69	2:58	FG	40/0:41	Garcia 27-yd FG
	5	25	--	TD	OT-1	Brooks 6-yd run
	5	25	--	TD	OT-2	Bradley 15-yd catch
Oregon	Plays	Yards	Time	Score	QTR/Time	Scoring Play
	6	85	2:30	TD	10/9:37	Price 18-yd catch
	13	75	5:44	TD	20/13:01	Tharp 7-yd catch
	5	75	2:02	TD	30/12:58	Shough 5-yd run
	3	83	1:04	TD	30/6:16	Bradley 34-yd catch
	12	48	5:14	FG	40/5:13	Garcia 45-yd FG
Tarleton State	Plays	Yards	Time	Score	QTR/Time	Scoring Play
	-	-	-	TD	10/12:33	Dunlap 54-yd INT return
	7	64	2:52	TD	10/8:19	Shough 2-yd run
	7	68	1:59	TD	10/4:36	Tharp 28-yd catch
	13	58	6:05	FG	20/3:17	Garcia 28-yd FG
	4	2	1:39	FG	30/8:35	Garcia 43-yd FG
	4	47	1:05	TD	30/3:50	Price 15-yd catch
<i>most plays (t) →</i>	14	85	5:30	TD	40/10:23	Brown 5-yd catch
at West Virginia	Plays	Yards	Time	Score	QTR/Time	Scoring Play
	6	14	1:54	FG	10/8:40	Garcia 39-yd FG
	13	79	4:42	TD	40/11:54	Bradley 6-yd catch
<i>most plays (t) →</i>	14	59	2:40	FG	40/4:45	Garcia 34-yd FG
Houston	Plays	Yards	Time	Score	QTR/Time	Scoring Play
	-	-	-	TD	10/8:25	100-yd kickoff return
	12	74	4:50	TD	10/1:25	Brooks 7-yd run
	13	75	4:58	TD	20/8:47	Fouonji 25-yd catch
	-	-	-	TD	20/7:18	Fouonji 7-yd block punt return
	8	75	1:32	TD	20/0:44	Brooks 1-yd run
	3	80	0:48	TD	30/9:22	Price 11-yd catch
	5	55	3:07	TD	40/8:47	Valdez 41-yd run
at Baylor	Plays	Yards	Time	Score	QTR/Time	Scoring Play
	11	75	5:14	TD	10/9:46	Eakin 13-yd catch
	7	59	3:01	TD	20/13:06	Cupp 16-yd catch
	4	7	1:08	FG	20/0:09	Garcia 37-yd FG
	13	85	6:24	TD	30/0:38	Cupp 18-yd catch
	8	65	4:19	TD	40/9:15	Brooks 18-yd run
	3	14	0:23	TD	40/3:38	Morton 10-yd run
Kansas State	Plays	Yards	Time	Score	QTR/Time	Scoring Play
	14	75	6:01	TD	20/11:53	Morton 1-yd run
	7	89	0:54	TD	20/0:23	Brooks 2-yd run
<i>most yards →</i>	10	99	4:04	TD	30/7:31	Bradley 8-yd catch
at BYU	Plays	Yards	Time	Score	QTR/Time	Scoring Play
	4	66	1:13	TD	20/9:19	White 72-yd catch
	14	87	4:45	TD	40/8:41	Brooks 1-yd run
TCU	Plays	Yards	Time	Score	QTR/Time	Scoring Play
	14	81	5:43	TD	10/6:12	Morton 9-yd run
<i>most time →</i>	14	66	6:41	FG	20/12:32	Garcia 27-yd FG
	12	75	5:35	TD	20/3:46	Price 25-yd catch
	5	22	1:19	FG	20/0:53	Garcia 55-yd FG
	2	16	0:34	TD	30/0:06	Brooks 9-yd run
	3	92	1:13	TD	40/10:33	McCray 44-yd catch
at Kansas	Plays	Yards	Time	Score	QTR/Time	Scoring Play
	7	50	2:54	TD	10/10:18	Brooks 5-yd run
<i>most plays →</i>	15	42	5:22	FG	10/3:24	Garcia 32-yd FG
	8	22	3:42	FG	30/2:56	Garcia 31-yd FG
	4	63	0:26	FG	40/0:03	Garcia 30-yd FG
UCF	Plays	Yards	Time	Score	QTR/Time	Scoring Play
at Texas	Plays	Yards	Time	Score	QTR/Time	Scoring Play

OPPONENT SCORING DRIVES

at Wyoming	No. of	Total	Drive	Type of	Score	Scoring
<i>drive superlatives →</i>	Plays	Yards	Time	Score	QTR/Time	Play
	9	37	4:07	FG	20/14:55	Hoyland 56-yd FG
	5	56	2:30	TD	20/11:20	Driskill 4-yd catch
<i>most time →</i>	13	76	7:31	TD	30/5:37	Scott 16-yd run
	14	65	6:14	FG	40/8:58	Hoyland 31-yd FG
	5	25	--	TD	OT-1	Peasley 5-yd run
	5	25	--	TD	OT-2	Gyllenberg 11-yd catch
Oregon	Plays	Yards	Time	Score	QTR/Time	Scoring Play
	2	75	0:39	TD	10/8:58	Franklin 72-yd catch
	7	60	3:56	TD	10/3:45	Johnson 13-yd catch
	11	56	3:05	FG	20/0:59	Lewis 28-yd FG
<i>most plays →</i>	17	75	6:29	TD	40/14:47	Irving 3-yd run
	6	28	2:32	FG	40/10:27	Lewis 34-yd FG
	10	64	4:03	FG	40/1:10	Lewis 34-yd FG
	-	-	-	TD	40/0:35	Bassa 45-yd INT return
Tarleton State	Plays	Yards	Time	Score	QTR/Time	Scoring Play
	13	71	5:19	FG	40/5:04	Guzman 21-yd FG
at West Virginia	Plays	Yards	Time	Score	QTR/Time	Scoring Play
	13	75	6:47	TD	10/1:53	Donaldson 2-yd run
	12	56	6:08	FG	20/6:34	Hayes 28-yd FG
	6	26	2:58	FG	20/0:25	Hayes 46-yd FG
	7	79	4:16	TD	40/7:33	Taylor 9-yd catch
Houston	Plays	Yards	Time	Score	QTR/Time	Scoring Play
	12	75	6:20	TD	10/8:40	Henry 6-yd catch
	12	74	2:10	TD	10/6:15	Brown 16-yd catch
	5	75	2:40	TD	20/13:45	Manjack 49-yd catch
	9	75	5:02	TD	20/2:16	Carnes 41-yd catch
at Baylor	Plays	Yards	Time	Score	QTR/Time	Scoring Play
	5	42	1:53	FG	20/9:32	Hankins 33-yd FG
	4	76	2:04	TD	40/13:34	Baldwin 71-yd catch
	6	59	2:40	FG	40/6:35	Hankins 33-yd FG
Kansas State	Plays	Yards	Time	Score	QTR/Time	Scoring Play
	8	50	3:32	FG	10/11:28	Tennant 47-yd FG
	5	59	2:15	TD	10/2:54	Johnson 2-yd run
	7	80	2:44	TD	20/1:20	Johnson 5-yd run
	9	75	7:07	TD	30/2:24	Johnson 30-yd run
	1	11	0:04	TD	30/2:06	Johnson 11-yd run
	10	80	5:59	TD	40/4:58	Johnson 3-yd run
at BYU	Plays	Yards	Time	Score	QTR/Time	Scoring Play
	7	75	3:26	TD	10/11:34	Roberts 3-yd catch
	-	-	-	TD	10/2:19	Heckard 0-yd fumble recovery
	7	81	3:03	TD	20/6:11	Lassiter 4-yd catch
	6	22	1:34	FG	20/0:59	Ferrin 35-yd FG
	6	20	2:50	FG	30/1:19	Ferrin 41-yd FG
TCU	Plays	Yards	Time	Score	QTR/Time	Scoring Play
	7	75	1:59	TD	10/4:13	Rogers 17-yd catch
<i>most yards →</i>	10	93	3:51	TD	30/8:08	Bailey 16-yd run
	5	34	1:50	TD	30/4:47	Bailey 2-yd run
	16	75	5:39	TD	40/4:54	Sanders 1-yd run
at Kansas	Plays	Yards	Time	Score	QTR/Time	Scoring Play
	4	70	1:42	TD	40/12:12	Neal 60-yd run
	11	71	4:57	FG	40/4:57	Keller 24-yd FG
	14	77	1:55	FG	40/0:25	Keller 22-yd FG
UCF	Plays	Yards	Time	Score	QTR/Time	Scoring Play
	-	-	-	-	-/-	--
at Texas	Plays	Yards	Time	Score	QTR/Time	Scoring Play
	-	-	-	-	-/-	--

GAME-BY-GAME LEADERS

OPPONENT	PASSING YARDS	RUSHES	RUSH YARDS	RECEPTIONS	RECEIVING YARDS	TACKLES	TACKLES FOR LOSS	SACKS
at Wyoming	338 (Shough)	15 (Shough)	39 (Brooks)	8 (Bradley)	88 (Bradley)	14 (Pierre)	1.5 (Baskerville)	1.0 (Hutchings)
Oregon	282 (Shough)	23 (Shough)	101 (Shough)	5 (Bradley)	83 (Bradley)	12 (Roberts/Taylor-Dem.)	1.5 (Roberts)	0.5 (2 players)
Tarleton State	123 (Shough)	19 (Brooks)	158 (Brooks)	6 (Brown)	73 (Brown)	6 (Baskerville/Kana)	2.0 (Cole)	2.0 (Cole)
at West Virginia	158 (Morton)	25 (Brooks)	149 (Brooks)	3 (3 players)	45 (White)	12 (Pierre)	2.5 (Hutchings)	1.0 (Hutchings)
Houston	161 (Morton)	21 (Brooks)	111 (Valdez)	5 (Price)	63 (Price)	10 (Owens/Roberts)	1.0 (5 players)	1.0 (Bradford Jr.)
at Baylor	180 (Morton)	31 (Brooks)	170 (Brooks)	10 (Price)	90 (Price)	7 (Roberts)	3.0 (Linton)	3.0 (Linton)
Kansas State	173 (Strong)	17 (Brooks)	98 (Brooks)	5 (Bradley/Eakin)	102 (Eakin)	11 (Roberts)	2.0 (Adedire)	0.5 (2 players)
at BYU	236 (Strong)	30 (Brooks)	101 (Brooks)	3 (4 players)	98 (White)	10 (Roberts)	3.0 (Cole)	1.0 (Cole)
TCU	282 (Morton)	31 (Brooks)	146 (Brooks)	8 (Eakin)	78 (Eakin)	9 (Baskerville)	1.0 (Owens)	<i>none</i>
at Kansas	176 (Morton)	33 (Brooks)	133 (Brooks)	5 (Price)	91 (Bradley)	11 (Baskerville)	2.0 (Lux)	1.5 (Bradford Jr.)
UCF	--	--	--	--	--	--	--	--
at Texas	--	--	--	--	--	--	--	--

EXPLOSIVE PLAYS - 20-PLUS YARDS

Yards	Opponent	Play	Result
72	BYU	Strong pass to White	Touchdown
58	Oregon	Shough rush	First Down
54	Houston	Valdez rush	First Down
54	Kansas State	Strong rush	First Down
46	Tarleton St.	Shough pass to Brown	First Down
44	TCU	Morton pass to McCray	Touchdown
43	Kansas State	Strong pass to Eakin	First Down
41	Houston	Valdez rush	Touchdown
39	TCU	Morton pass to White	First Down
38	Tarleton St.	Brooks rush	First Down
36	BYU	Strong pass to Brown	First Down
35	Oregon	Brooks rush	First Down
34	Oregon	Shough pass to Bradley	Touchdown
34	Houston	Morton pass to White	First Down
33	Wyoming	Shough pass to Price	Touchdown
33	Kansas	Morton pass to Bradley	First Down
31	Oregon	Shough pass to McCray	First Down
31	Oregon	Shough pass to Martinez	First Down
31	Kansas State	Morton pass to White	First Down
31	Kansas	Morton pass to Bradley	First Down
30	Kansas State	Morton pass to Eakin	First Down
30	Kansas State	Brooks rush	First Down
30	TCU	Morton pass to Eakin	First Down
29	Wyoming	Shough pass to Bradley	First Down
28	Tarleton St.	Shough pass to Tharp	Touchdown
27	Wyoming	Shough pass to Brown	First Down
27	West Virginia	Brooks rush	First Down
26	West Virginia	Morton pass to Brown	First Down
25	Houston	Morton pass to Fouonji	Touchdown
25	TCU	Morton pass to Price	Touchdown
24	Wyoming	Shough pass to Brown	First Down
24	Baylor	Morton pass to Price	First Down
24	Baylor	Brooks rush	First Down
22	Oregon	Shough pass to White	First Down
22	Tarleton St.	Brooks rush	First Down
20	Wyoming	Shough pass to Fouonji	First Down
20	Oregon	Shough pass to Bradley	First Down
20	West Virginia	Morton pass to White	First Down
20	Baylor	Morton pass to Price	First Down
20	BYU	Valdez rush	First Down
20	TCU	Brooks rush	First Down

Special Teams Explosive Plays - 30-Plus for Kick Returns/20-Plus Yards for Punt Returns

Yards	Opponent	Play	Result
100	Houston	McCray kick return	Touchdown
43	Baylor	Price punt return	First Down
35	BYU	Price punt return	First Down
33	Oregon	McCray kick return	First Down
33	Oregon	Price punt return	First Down
32	West Virginia	McCray kick return	First Down
29	TCU	Price punt return	First Down
26	BYU	Price punt return	First Down

Defensive Explosive Plays

Yards	Opponent	Play	Result
54	Tarleton St.	Dunlap interception return	Touchdown
23	TCU	Taylor-Demerson interception return	First Down

OPPONENT EXPLOSIVE PLAYS - 20-PLUS YARDS

Yards	Opponent	Play	Result
72	Oregon	Nix pass to Franklin	Touchdown
71	Baylor	Shapen pass to Baldwin	Touchdown
60	Kansas	Neal rush	Touchdown
55	BYU	Martin rush	First Down
49	Houston	Smith pass to Manjack IV	Touchdown
43	Baylor	Shapen pass to Nabors	First Down
42	Kansas State	Howard pass to Sinnott	First Down
41	Houston	Smith pass to Carnes	Touchdown
39	Baylor	Shapen pass to Baldwin	First Down
35	TCU	Hoover pass to Wiley	First Down
34	Houston	Smith pass to Johnson Jr.	First Down
34	Baylor	Shapen pass to Baldwin	First Down
33	Tarleton St.	Gabalis pass to Smith	First Down
32	BYU	Slovis pass to Lassiter	First Down
31	Oregon	Nix pass to Whittington	First Down
31	Kansas	Ballard pass to Arnold	First Down
30	Oregon	Nix pass to Ferguson	First Down
30	Kansas State	Johnson rush	Touchdown
29	TCU	Hoover pass to Robinson	First Down
27	BYU	Slovis to Rex	First Down
25	Wyoming	Peasley pass to Wieland	First Down
25	Oregon	Nix pass to Irving	First Down
25	Tarleton St.	Kelley III rush	First Down
25	Kansas	Ballard pass to Locklin	First Down
24	Baylor	Shapen pass to Pendergrass	First Down
24	TCU	Hoover pass to Earle	First Down
24	TCU	Hoover pass to Bailey	First Down
22	Oregon	Nox pass to Holden	First Down
22	Kansas State	Howard pass to Brooks	First Down
21	Oregon	Nix pass to Herbert	First Down
21	Tarleton St.	Gabalis pass to Britten	First Down
21	West Virginia	Traylon pass to Taylor	First Down
21	Houston	Smith pass to Brown	First Down
21	Kansas State	Johnson pass to Brown	First Down
21	TCU	Hoover pass to Nowell	First Down

Special Teams Explosive Plays - 30-Plus for Kick Returns/20-Plus Yards for Punt Returns

Yards	Opponent	Play	Result
20	West Virginia	Fox punt return	First Down

EXPLOSIVE PLAYS BY THE NUMBERS

	Texas Tech Long Plays			ST	Opponent Long Plays			ST
	Rush	Pass	Total		Rush	Pass	Total	
at Wyoming	0	5	5	0	0	1	1	0
Oregon	2	5	7	2	0	6	6	0
Tarleton State	2	2	4	0	1	2	3	0
at West Virginia	1	2	3	1	0	1	1	1
Houston	2	2	4	1	0	4	4	0
at Baylor	1	2	3	1	0	5	5	0
Kansas State	2	3	5	0	1	3	4	0
at BYU	1	2	3	2	1	2	3	0
TCU	1	4	5	1	0	5	5	0
at Kansas	0	2	2	0	1	2	3	0
UCF	-	-	-	-	-	-	-	-
at Texas	-	-	-	-	-	-	-	-
Totals	12	29	41	8	4	31	35	1

LONGEST PLAYS BY THE NUMBERS (offense only/no special teams)

Long Plays by Yards	NO.	TD
100+	-	-
90-99	-	-
80-89	-	-
70-79	1	1
60-69	-	-
50-59	3	-
40-49	4	2
30-39	15	2
20-29	18	3
Totals	41	8

GAME-BY-GAME SPECIALIST STATS

GINO GARCIA, K

SCORING	FG	PAT	Points
#99 Garcia	13-18	32-32	71

FIELD GOALS	FGM-FGA	Pct.	01-19	20-29	30-39	40-49	50-59	60+	Lg	Blk
#99 Garcia	13-18	72.2	0-0	3-3	6-6	2-5	2-4	0-0	55	1

#99 Garcia	(Made), Missed, Blocked
at Wyoming	(54), 49, 40, (27)
Oregon	56, (45)
Tarleton State	(28), (43)
at West Virginia	(39), (34)
Houston	no attempts
at Baylor	(37)
Kansas State	no attempts
at BYU	no attempts
TCU	(27), (55)
at Kansas	(32), (31), 48, (30)
UCF	--
at Texas	--

LONGEST PLAYS BY TYPE

Long Plays by Type (20+)	NO.	TD
Rushing	12	1
Passing	29	7
TOTAL	41	8
Punt returns	5	0
Kick returns	3	1
Interceptions	2	1
Fumble returns	-	-
TOTAL ALL	51	8

LONGEST PLAYS OF THE YEAR

Play Type	Yardage	Play (Opponent)
Rushing	58	Shough 58-yard run (vs. Oregon)
Rushing Touchdown	41	Valdez 41-yard TD run (vs. Houston)
Passing	72	Strong 72-yard TD pass to White (at BYU)
Passing Touchdown	72	Strong 72-yard TD pass to White (at BYU)
Interception Return	54	Dunlap 54-yard interception return (vs. Tarleton State)
Punt Return	43	Price 43-yard punt return (at Baylor)
Punt Block Return	7	Fouonji 7-yard block punt return (vs. Houston)
Kick Return	100	McCray 100-yard punt return (vs. Houston)
Punt	59	McNamara 59-yard punt (vs. Houston)
Field Goal	55	Garcia 55-yard field goal (vs. TCU)

REESE BURKHARDT, K

KICKOFFS	No.	Yds	Avg.	TB	OB	RETN	NET	YD-LN
#38 Burkhardt	57	3,644	63.9	38	0	--	--	--
Totals	57	3,644	63.9	38	0	18	41.8	23

#38 Burkhardt	Touchbacks/Kickoffs
at Wyoming	5-for-5
Oregon	4-for-6
Tarleton State	5-for-8
at West Virginia	2-for-4
Houston	6-for-8
at Baylor	2-for-7
Kansas State	3-for-4
at BYU	2-for-3
TCU	5-for-7
at Kansas	4-for-5
UCF	--
at Texas	--

GAME-BY-GAME SPECIALIST STATS (CONT.)

AUSTIN MCNAMARA, P

PUNTING

#31 McNamara	Number-Avg./i20/50+
at Wyoming	4-49.8 / 2 / 3
Oregon	2-44.5 / 1 / 1
Tarleton State	4-48.8 / 2 / 1
at West Virginia	6-49.0 / 0 / 4
Houston	4-49.8 / 1 / 2
at Baylor	3-48.0 / 3 / 1
Kansas State	4-45.8 / 0 / 1
at BYU	4-48.0 / 3 / 2
TCU	4-43.8 / 3 / 1
at Kansas	5-46.4 / 2 / 2
UCF	--
at Texas	--
Totals	40-47.6 / 17 / 18

PUNTING

#31 McNamara	40 attempts
50+ yard punts	18 (45.0%)
Inside the 20-yard line	17 (42.5%)
Inside the 10-yard line	11 (27.5%)
Fair Caught	20 (50.0%)
Touchbacks	6 (15.0%)
Downed	7 (17.5%)
Not Returned	33 (82.5%)
Returned	7 (17.5%)
Total Return Yards	7 returns for 40 yards (5.7 per return)



SEMIFINALIST

# - opponent (Qtr.)	Down Situation	Yards	Action (yds)	i20	i10	Note
1 - at Wyoming (1Q)	4-6 TTU33	51	FC	Yes	No	Fair catch at the WYO-16
2 - at Wyoming (2Q)	4-4 TTU46	54	TB	No	No	Touchback to the WYO-00
3 - at Wyoming (2Q)	4-9 TTU48	42	FC	Yes	No	Fair catch at the WYO-10
4 - at Wyoming (3Q)	4-8 TTU24	52	FC	No	No	Fair catch at the WYO-24
5 - Oregon (1Q)	4-12 TTU23	37	FC	No	No	Fair catch at the ORE-40
6 - Oregon (2Q)	4-9 TTU43	52	Downed	Yes	Yes	Downed by Jackson Knotts at the ORE-05
7 - Tarleton State (1Q)	4-11 TTU17	49	Downed	No	No	Downed by Wesley Smith at the TSU-34
8 - Tarleton State (2Q)	4-7 TTU47	53	TB	No	No	Touchback to the TSU-00
9 - Tarleton State (2Q)	4-10 TSU49	46	Downed	Yes	Yes	Downed by Cameron Watts at the TSU-03
10 - Tarleton State (3Q)	4-2 TTU48	47	Downed	Yes	Yes	Downed by Jackson Knotts at the TSU-05
11 - at West Virginia (1Q)	4-7 TTU14	52	FC	No	No	Fair catch at the WVU-34
12 - at West Virginia (1Q)	4-7 TTU42	52	Returned (18)	No	No	Returned 18 yards to the WVU-24 (TKL: Kana, Tilmon)
13 - at West Virginia (2Q)	4-12 TTU20	46	Downed	No	No	Downed by Myles Cole at the WVU-34
14 - at West Virginia (2Q)	4-6 TTU20	38	FC	No	No	Fair catch at the WVU-42
15 - at West Virginia (3Q)	4-25 TTU35	52	Returned (20)	No	No	Returned 20 yards to the WVU-33 (TKL: Tilmon, Watts)
16 - at West Virginia (3Q)	4-9 TTU33	54	Returned (7)	No	No	Returned 7 yards to the WVU-20 (TKL: Pierre)*penalty-block in back at WVU20; ball spotted at WVU10*
17 - Houston (3Q)	4-13 TTU22	53	FC	No	No	Fair catch at the HOU-25
18 - Houston (3Q)	4-12 TTU45	46	Returned (-1)	Yes	Yes	Returned -1 yards to the HOU-08 (TKL: Tilmon)
19 - Houston (4Q)	4-10 TTU41	59-long	TB	No	No	Touchback to the HOU-00
20 - Houston (4Q)	4-4 HOU41	41	TB	No	No	Touchback to the HOU-00
21 - at Baylor (1Q)	4-5 TTU46	48	FC	Yes	Yes	Fair catch at the BU-06
22 - at Baylor (2Q)	4-5 TTU46	43	FC	Yes	No	Fair catch at the BU-11
23 - at Baylor (4Q)	4-18 TTU40	53	FC	Yes	Yes	Fair catch at the BU-07
24 - Kansas State (1Q)	4-11 TTU35	42	Returned (-3)	No	No	Returned 12 yards (net return -3 yds) to the KSU35 (TKL: York) *penalty-holding at KSU20; ball spotted at KSU10*
25 - Kansas State (1Q)	4-5 TTU20	39	FC	No	No	Fair catch at the KSU-41
26 - Kansas State (2Q)	4-11 TTU30	45	Returned (2)	No	No	Returned 2 yards to the KSU-27 (TKL: Knotts)
27 - Kansas State (2Q)	4-6 TTU43	57	TB	No	No	Touchback to the KSU-00
28 - at BYU (2Q)	4-9 BYU45	36	Downed	Yes	Yes	Downed by Ben Roberts at the BYU-09
29 - at BYU (3Q)	4-7 TTU28	45	FC	No	No	Fair catch at the BYU-27
30 - at BYU (3Q)	4-9 TTU37	54	FC	Yes	Yes	Fair catch at the BYU-09
31 - at BYU (3Q)	4-22 TTU21	57	Returned (-3)	Yes	No	Returned for a loss of 3 yards to the BYU-19 (TKL: Owens)
32 - TCU (1Q)	4-9 TTU32	41	FC	No	No	Fair catch at the TCU-27
33 - TCU (3Q)	4-13 TTU42	51	FC	Yes	Yes	Fair catch at the TCU-07
34 - TCU (3Q)	4-16 TTU42	49	FC	Yes	Yes	Fair catch at the TCU-09
35 - TCU (4Q)	4-5 TTU46	34	FC	Yes	No	Fair catch at the TCU-12
36 - at Kansas (2Q)	4-1 TTU26	46	Downed	No	No	Downed by Ty Matthews at the KU-28
37 - at Kansas (3Q)	4-10 TTU36	54	FC	Yes	No	Fair catch at the KU-10
38 - at Kansas (3Q)	4-2 TTU50	42	FC	Yes	Yes	Fair catch at the KU-08
39 - at Kansas (4Q)	4-2 TTU43	34	FC	No	No	Fair catch at the KU-23
40 - at Kansas (4Q)	4-8 TTU44	56	TB	No	No	Touchback to the KU-00
TOTALS		18 (50+)		17 (i20)	11 (i10)	

POSTGAME NOTES

GAME
10

TEXAS TECH RED RAIDERS

5-5, 4-3 Big 12

16

at

#16 KANSAS JAYHAWKS

7-3, 4-3 Big 12

13



Nov. 11, 2023 | 11:03 a.m. CT | Kansas Memorial Stadium | Lawrence, Kan. | FS1

TEXAS TECH

Record	5-5 Overall; 4-3 Big 12
Streak	W2
Head Coach	Joey McGuire
Career Record	13-10 (2nd Season)
Record vs. Kansas	2-0
Today's attendance	47,233
Kickoff temperature	49 degrees
Length of Game	3:13

TODAY'S STARTERS

(Offense) - (LT) Monroe Mills, (LG) Jacoby Jackson, (C) Dennis Wilburn, (RG) Rusty Staats, (RT) Caleb Rogers, (QB) Behren Morton, (RB) Tahj Brooks, (TE) Baylor Cupp, (WR) Coy Eakin, (WR) Drae McCray, (WR) Jerand Bradley

(Defense) - (NT) Jaylon Hutchings, (DT) Tony Bradford Jr., (EDGE) Myles Cole, (LB-WILL) Jacob Rodriguez, (LB-MIKE) Ben Roberts, (OLB) Charles Esters, (STAR) Tyler Owens, (CB) Bralyn Lux, (S) Dadrion Taylor-Demerson, (S) C.J. Baskerville, (CB) Malik Dunlap

NOTING THE RED RAIDERS

OFFENSE

QB, Behren Morton (So.)

- Led game-winning drive with 26 second on the clock starting from the KU35 going 3-for-3 for 63 yards setting up a 30-yard game-winning field goal.
- Morton is 4-0 in games he's started and finished this season.
- Surpassed 1,000 yards passing for the second-straight season.

RB, Tahj Brooks (Sr.)

- Recorded his seventh 100-yard game in the last eight games played. It is his 11th 100-yard game of his career.
- By achieving his 11th 100-yard game, he is tied for the fifth-most 100-yard games in a Red Raiders career behind: Byron Hanspard (21), James Gray (18), Byron Morris (16), James Hadnot (13), Ricky Williams (11).
- Carried the ball six times (of the seven plays) during Texas Tech's opening drive for 31 yards and a touchdown.
- Eclipsed 100 yards rushing in the first half, alone, for the second time this season while it was the fourth time this season he's rushed for 90 yards or more in the first half.
- Scored one rushing touchdown for the sixth-straight game; he found the endzone via the rush eight times this season. The last time a Texas Tech running back scored a rushing TD in six-straight games was when Taurean Henderson scored over six-straight games over the final six games of the 2004 season.
- Carried the ball a career-high 33 times. It matches a Big 12-high this season also owned by Oklahoma State's Ollie Gordon set versus Oklahoma on Nov. 4 (*as of Saturday afternoon*).
- Today was the fourth time this season received 30 or more carries. The last time a Red Raider individual received 30 or more carries in a single season was Byron Hanspard in 1996. He carried the ball 30+ times six times that season.
- By rushing the ball 30+ times, it is the third-straight game he's done so making him the first to do so since Byron Hanspard in 1996 - which was 30+ carries in four-straight games that season.
- Entered the all-time Texas Tech single season Top 10 now sitting at No. 10 with 1,166 this season.
- Entered the Tech all-time Top 10 last week, surpassing Baron Batch (2006, 2008-10) for No. 10 all-time - now sits at No. 8 with 2,680 career yards passing Larry Isaac (1973-76) and SaRoderick Thompson (2018-22) using his 133 yards today.
- Brooks' 100-yard game was the 10th all-time by a Red Raider against Kansas.

DEFENSE

DB, Dadrion Taylor-Demerson (Sr.)

- Recorded his fourth interception and 10th of his career.
- With his 10th career interception, enters the all-time Top 10 tying him at No. 10 with Kevin Curtis (1998-01).
- The Red Raiders cashed in on points off the turnover with a Gino Garcia field goal.
- Recorded first sack since at TCU in 2022. Second of his career.

DL, Tony Bradford Jr. (Sr.)

- After posting his most tackles since 2020 last time out versus TCU, Bradford set new a career-high for sacks at Kansas with 1.5. He also recorded four tackles.

DL, C.J. Baskerville (Jr.)

- Led the team in tackles (11), which was a career-high. Baskerville has led the team in tackles in back-to-back games - which are also his first two games starting at boundary safety for the Red Raiders.

GETTING STARTED

- Today's weather at kickoff: 49 degrees, 9mph winds from the southeast and overcast skies.
- Texas Tech won the coin toss and chose to defer to the second half. Kansas started the first half with the ball.
- Texas Tech wore white helmets with white jerseys and white pants against Kansas.
- Today's game captains were Tahj Brooks, Myles Cole, Jacoby Jackson and Bryce Ramirez.

TODAY'S WIN...

- Extends Texas Tech's winning streak to four games against Kansas.
→ The Red Raiders last loss vs. Kansas was on Oct. 26, 2019 in Lawrence (L, 37-34).
- Gives Texas Tech a 23-2 all-time record against Kansas.
→ Today's win gives Texas Tech a 12-1 all-time record in road games played versus Kansas.
- Gives Texas Tech a 9-1 record in last 10 games played against the Jayhawks.
- Gives Texas Tech a 4-3 record in Big 12 games in 2023.
→ The Red Raiders' 4-3 mark in Big 12 play is its best start through its first seven games of its conference schedule since 2013.
- Gives the Red Raiders its first win against a team from outside the state of Texas this season.
→ The Red Raiders are 4-0 against opponents from the Lone Star State in 2023.
- Gives Joey McGuire a 2-3 record in road games this season.
- Gives Joey McGuire a 5-1 career record in games played in November.
- Gives Joey McGuire a 3-5 career record versus Top 25 opponents.
→ It is a 3-3 career record versus opponents ranked No. 11 or lower versus 0-2 against teams inside the Top 10.

TEAM NOTES

- Texas Tech's win snapped a streak of 10-straight losses to Top 25 opponents on the road. Its last win on the road versus a ranked team was in 2018 at then-ranked No. 16 Oklahoma State.
- Today's contest was the second time in the all-time series that Kansas was ranked and the first time in the series that Kansas was ranked while Tech was not. Tech was ranked in the 2008 contest. Tech is now 2-0 versus ranked Kansas teams all-time.
- The Red Raiders shutout Kansas in the first half (10-0). The last time Tech shutout a Big 12 opponent on the road in the first half was Kansas in 2021 (24-0). Tech also shutout Kansas through the first three quarters of the 2021 game; same as today.
- Tech led 10-0 at halftime. All five of Tech's wins this season are when owning the lead at halftime; McGuire's record improves to 11-2 in his two seasons when having the lead at the break.
- Tech held its opponent under 20 points for the third time this season and sixth time under McGuire. Tech is 6-0 in those games.
- After the Red Raiders' defense forced a three-and-out on Kansas' opening drive, Texas Tech scored on its opening drive for the fifth time this season but first time since traveling to Baylor on Oct. 7.
- Three-and-outs: The Red Raiders forced back-to-back three-and outs for a total of two yards to start the game en route forcing a total of four three-and-outs on Kansas' 12 drives in the game. Tech's opponents have gone three-and-out in 30.5 percent of their drives (11-of-36) over the last three games against the Red Raiders' defense.
- Texas Tech has converted at least one fourth down attempt for now 22-straight games under Coach McGuire. The Red Raiders finished 2-for-2 on fourth downs versus the Jayhawks.
- The Red Raiders' defense allowed six points to Kansas in its redzone trips. A failed 4th-and-goal from the 1-yard-line and two field goals. It is the third game this season the Red Raiders allowed zero touchdowns from the redzone.
- Tech is now 8-2 under McGuire all-time when the turnover battle is either won or tied. Today each team turned the ball over once.
- With Austin McNamara's first 50-yard punt on Saturday it signaled the 80th of his career. He had two on Saturday and finished with a 46.4 average on five attempts.
- The Red Raiders allowed a 60-yard rush by Devin Neal for a touchdown in the fourth quarter. It was the longest rushing play allowed by Texas Tech this season.
- Gino Garcia finished 3-for-4 on field goals on Saturday. His miss was from 48 while his makes were from 30, 31 and 32. The game-winner was from 30 which makes him 9-for-9 from inside 39 yards.

MEDIA INFORMATION



MATT DOWDY
Assistant A.D.
806-928-5190
matthew.dowdy@ttu.edu



MATT BURKHOLDER
Director
559-862-3771
matt.burkholder@ttu.edu



CHRIS DUARTE
Associate Director
954-937-3254
chris.duarte@ttu.edu

TEXAS TECH ATHLETICS COMMUNICATIONS

East Stadium Building, Jones AT&T Stadium (Third Floor)
Office: (806) 742-2770 • Fax: (806) 742-1970
2508 6th Street • Lubbock, TX 79409
www.TexasTech.com/Media



CREDENTIAL REQUESTS

Please direct all credential requests to the online credential portal located at www.sportssystem.com/TexasTech. Confirmation of your request will be made upon review by Matt Dowdy. Credentials are limited to members of the working media who are assigned to cover Texas Tech Football. Credentials must be requested online by 5 p.m. Tuesday each week. All requests will be held for pickup until 5 p.m. Friday at the Athletics Communications office (third floor of Whitacre Athletic Center, East Stadium Building). Credentials not picked up by 5 p.m. Friday will be available at Media Will Call located on the northwest side of Jones AT&T Stadium.

WEEKLY MEDIA LUNCHEON

During the season, Texas Tech head coach Joey McGuire will host a weekly media luncheon inside the Football Training Facility, located next to Jones AT&T Stadium. The event will be held each Monday during the regular season, excluding the bye week. McGuire will be joined each week by defensive coordinator Tim DeRuyter and offensive coordinator Zach Kittley. Lunch will be served at 11:30 a.m. each Monday followed by a 12:30 p.m. press conference.

WEEKLY AVAILABILITY SCHEDULE

In addition to the Monday press conference, select student-athletes will be available following practice each Tuesday inside the Sports Performance Center. Practice is expected to conclude around 10:30 a.m. each week with interviews to follow. All specific student-athlete requests should be submitted by 10 a.m. Monday each week during the season.

INTERVIEW REQUESTS

Please direct all interview requests for head coach Joey McGuire to Matt Dowdy; members of the Texas Tech coaching staff and student-athletes to Matt Dowdy or Matt Burkholder. Contacting student-athletes or coaches directly through text message or social media is strictly prohibited and could result in loss of credentials.

USE OF TEXAS TECH PHOTOGRAPHY

The use of Texas Tech photos is prohibited without prior approval from the athletics communications office. Texas Tech does not grant permission for use of its photos for social media content purposes. Texas Tech will provide courtesy headshots and action shots upon requests for editorial purposes.

VIDEO HIGHLIGHTS/NEWS CONFERENCE

Video from news conferences and games will be available to the media via YouTube. Broadcast quality video footage (game highlights, post-practice interviews, post-game interviews, etc) are available by request through the athletics communications office.

PHOTO REQUESTS

Please submit your requests to Chris Duarte.

COLLEGEPRESSBOX.COM

Collegepressbox is the official media website for Division I football. Access and download game notes, quotes, statistics, media guides, headshots, logos and more for all FBS schools, conferences, postseason games, awards and the College Football Playoff. For access, please register for an account at collegepressbox.com/register.

LIVE STREAMING

Live video streaming of any Texas Tech Athletics event, including news conferences, on ANY social media platform is strictly prohibited without prior approval from the athletics communications office.

USE OF AUDIO/VIDEO

Any media entity collecting any sort of "video or audio materials" (film, traditional video or audio, digital video or audio, photos, etc.) from Texas Tech University Athletics game events or press conference/media events may use that material only for traditional television newscasts, web-based or print coverage, or other electronic transmission as approved by the University in writing, with a limitation of up to three (3) minutes in length from any single event. Such media entity may not offer any live video, audio or other coverage of the event without the advance, written permission of Texas Tech University Athletics. This policy includes all games, matches and events involving any of Texas Tech's athletic programs. It includes all media events -- press conferences, pre/post-practice interviews and pre/post-game interviews. An exception would be a one-on one interview arranged through the Texas Tech Athletics Communications office with a Texas Tech, coach, athlete or administrator.

TEXAS TECH SPORTS NETWORK

The Texas Tech Sports Network from Learfield Sports will carry all the exciting action of Red Raider Football beginning with the season opener with Wyoming and all the way through the bowl season. Brian Jensen (play-by-play) and John Harris (color analyst) return to the broadcast booth and will be joined on the sidelines by Chris Level (sidelines).

Fans outside the coverage area will once again be able to listen to Red Raider games live on the Internet through Texas-Tech+. By logging onto www.TexasTech.com, live play-by-play of Texas Tech Football is just a click away. The games also are carried on Sirius/XM Satellite Radio (channel varies).

All games will also be available on the Varsity Network App, available for download in your iTunes or Android store.

2023 RED RAIDER FOOTBALL AFFILIATES

CITY	STATION	FREQUENCY
Abilene/Haskell	KVRP-FM	97.1
Amarillo	KPUR-FM	95.7
Amarillo	KPUR-AM	1440
Andrews	KACT-FM	105.5
Artesia, N.M.	KSVP-AM	990
Artesia, N.M.	KSVP-FM	93.7
Big Spring	KBST-FM	95.7
Big Spring	KBST-FM	103.9
Big Spring	KBST-AM	1490
Brownwood	KQBZ-FM	96.9
Dallas	KFXR-AM	1190
Dumas	KDDD-FM	95.3
Hereford	KPAN-FM	106.3
Hereford	KPAN-AM	860
Hobbs, N.M.	KEJL-AM	1110
Hobbs, N.M.	KEJL-FM	100.5
Lampasas	KCYL-AM	1450
Lubbock	KJTV-FM	100.7
Lubbock	KJTV-AM	950
Lubbock	KTTU-FM	97.3
Lubbock	KXTQ-FM	106.5
Odessa-Midland	KNFM-FM	92.3
San Angelo	KNRX-FM	96.5
San Antonio	KONO-AM	860
Seminole	KSEM-FM	106.3
Tyler	KTBB-FM	97.5
Waco	KWBT-HD2	94.5

SATELLITE RADIO

Sirius XM Radio	Ch. 108 or 205
XM App	Ch. 968
Varsity App	Search "Texas Tech"

collegepressbox
SINCE 2005 EVERYTHING BUT THE PREGAME MEAL

COVERING THE RED RAIDERS

13
MONDAY

MEDIA LUNCHEON (SPC)
11:30 a.m.

PRESS CONFERENCE (FTF)
12:30 p.m.

14
TUESDAY

PLAYER INTERVIEWS (SPC)
approx. 10:30 a.m.

15
WEDNESDAY

NO AVAILABILITY

16
THURSDAY

NO AVAILABILITY

17
FRIDAY

NO AVAILABILITY

18
SATURDAY

UCF AT TEXAS TECH
4 p.m. CT
Lubbock, Texas

19
SUNDAY

NO AVAILABILITY