



# Texas Tech RED RAIDER FOOTBALL

40 BOWL APPEARANCES // 11 CONFERENCE CHAMPIONSHIPS // 593 ALL-TIME VICTORIES

GAME

7



## TEXAS TECH RED RAIDERS

3-3, 2-1 Big 12

Jones AT&T Stadium (56,200) | Lubbock, Texas | 6 p.m. CT | FS1 | Texas Tech Sports Network

VS

## KANSAS STATE WILDCATS

3-2, 1-1 Big 12



### 2023 SCHEDULE/RESULTS

Overall: 3-3 | Big 12: 2-1 | H: 2-1 | A: 1-2 | N: 0-0

#### SEPTEMBER • (2-3)

2	at Wyoming	L, 33-35 (20T)	CBS
9	#13 OREGON	L, 30-38	FOX
16	TARLETON STATE	W, 41-3	Big 12 Now
23	at West Virginia*	L, 13-20	Big 12 Now
30	HOUSTON*	W, 49-28	FS2

#### OCTOBER • (1-0)

7	at Baylor*	W, 39-14	ESPN2
14	KANSAS STATE*	6 p.m.	FS1
21	at BYU*	6 p.m.	FS1

#### NOVEMBER • (0-0)

2	TCU*	6 p.m.	FS1
11	at Kansas*	TBD	TBD
18	UCF*	TBD	TBD
24	at Texas*	6:30 p.m.	ABC

#### DECEMBER • (0-0)

2	Big 12 Championship	11 a.m.	ABC
---	---------------------	---------	-----

### TV: FOX SPORTS 1

- Play-by-Play: Alex Faust
- Analyst: Petros Papadakis
- Producer: Brad Weimer



### RADIO: TEXAS TECH SPORTS NETWORK

- Play-by-Play: Brian Jensen
- Analyst: John Harris
- Sideline Reporter: Chris Level
- SiriusXM: Channel 135 or 199
- National Radio: None
- Mobile App: Varsity Network (Texas Tech)



### SOCIAL MEDIA: #WreckEm

- Twitter: @TexasTechFB
- YouTube: TexasTechAthletics
- Instagram: @TexasTech\_FB
- Facebook: TexasTechFootball

### TEXAS TECH COACHING STAFF

#### SIDELINE

- **Joey McGuire**, Head Coach (Second Season)
- **Zach Kittley**, Offensive Coordinator/QBs (Second Season)
- **Kenny Perry**, Assoc. H.C./STs/RBs (Second Season)
- **C.J. Ah You**, Outside Linebackers (Second Season)
- **Josh Bookbinder**, Inside Linebackers (Second Season)
- **Zarnell Fitch**, Defensive Line (Second Season)
- **Stephen Hamby**, Offensive Line (Second Season)
- **Justin Johnson**, Passing Game Coord./WRs (First Season)
- **Marcel Yates**, Passing Game Coord./DBs (Second Season)

#### PRESSBOX

- **Tim DeRuyter**, Defensive Coordinator (Second Season)
- **Josh Cochran**, Tight Ends (Second Season)

### TEXAS TECH RED RAIDERS

Rankings	AP: NR	Coaches: NR
Last Game	Def. Baylor, 39-14	
Streak	Won 2	
Head Coach	Joey McGuire	
Career Record	11-8 (2nd Season)	
Record at Texas Tech	Same	
Record vs. Kansas State	0-1	

### KANSAS STATE WILDCATS

Rankings	AP: NR	Coaches: NR
Last Game	Lost at Oklahoma State, 29-21	
Streak	Lost 1	
Head Coach	Chris Klieman	
Career Record	105-35 (11th Season)	
Record at Kansas State	33-22 (5th Season)	
Record vs. Texas Tech	4-0	

### SATURDAY STORYLINES



#### HOMECOMING IN RAIDERLAND

Texas Tech, coming off back-to-back wins for the first time this season, will look to extend its winning streak to three straight Saturday when the Red Raiders host Kansas State for Homecoming at Jones AT&T Stadium. With a win, the Red Raiders would enjoy their first 3-1 start to Big 12 play since 2018, all while improving to 9-2 at home under Joey McGuire. Texas Tech will also be searching for its first win over Kansas State since 2015 as the Wildcats enter this weekend riding a seven-game winning streak in the series.



#### BROOKS TIME ALL THE TIME FOR TECH

Don't look now but Texas Tech has developed into one of the top rushing teams in the country behind senior running back Tahj Brooks, who has rushed for at least 100 yards in each of the past four games after most recently recording career highs in attempts with 31 and rushing yards with 170 in the win at Baylor. Brooks now ranks fifth in the FBS and third in the Big 12 with 688 rushing yards this season, which ranks as the most by a Red Raider through six games since Ricky Williams in 1998. He is averaging 114.7 rushing yards per game entering this weekend.



#### RED RAIDERS TOUGH UP FRONT DEFENSIVELY

Heading into this year, Joey McGuire felt one of Texas Tech's biggest strengths might be up front defensively thanks to a senior-laden core along the defensive line. The Red Raiders dominated up front last weekend against Baylor, totaling six sacks and 11.0 tackles for loss, all while allowing only 17 rushing yards in the win. It marked the second-lowest rushing total allowed by the Red Raiders against a Big 12 opponent all-time and the lowest since Texas Tech gave up only 11 yards on the ground versus Kansas in 2011.

### RED RAIDERS BY THE NUMBERS

2

Texas Tech has won two-straight Big 12 games when throwing for less than 200 yards for the first time since 1999 when the Red Raiders downed Colorado and Baylor in the final season under Spike Dykes.

6

Opponents are averaging only 6.0 second-half points over the first three Big 12 games as the Red Raiders have given up 18 points over the final 30 minutes with seven at West Virginia and 11 at Baylor.

9

Texas Tech scored 35 points for the ninth time already under Joey McGuire against Baylor as the Red Raiders improved to a perfect 9-0 in those games, which includes a 3-0 mark this season.

SERIES HISTORY



KANSAS STATE (9-14)	
GP: 23; Home: 7-6; Away: 2-8; Neutral: 0-0; OT: 0-1.	
Big 12: 6-13 (Home: 4-5; Away: 2-8).	
at Jones AT&T Stadium: 12 (6-6).	
at Tech Stadium: 1 (1-0).	
at Bill Snyder Family Football Stadium: 10 (2-8).	
Games decided by 3 points or less: 2 (0-2).	
Games decided by 7 points or less: 6 (1-5)	
Most Points-TTU: 66 (66-14 win on Oct. 10, 2009).	
Most Points-KSU: 55 (55-24 loss on Oct. 27, 2012).	
Fewest Points-TTU: 2 (13-2 loss on Nov. 1, 1997).	
Fewest Points-KSU: 0 (6-0 loss on Nov. 30, 1933).	
Largest Win: 52 (66-14 win on Oct. 10, 2009).	
Largest Loss: 32 (45-13 loss on Oct. 4, 2014).	
Win Streak: 5 (Oct. 13, 2001-Oct. 15, 2011).	
Loss Streak: 7 (Oct. 8, 2016-present).	
When both teams are ranked: 1 (0-1).	
When only Texas Tech is ranked: 4 (2-2).	
When only Kansas State is ranked: 7 (1-6).	
Most Attended: 54,609 on Nov. 9, 2013 in Lubbock, Texas.	
Last 10: 1-9   Last 20: 6-14	

SERIES HISTORY

Date	Loc.	W/L	TTU	KSU	Att.
Nov. 30, 1933	H-TS	W	6	0	7,500
Nov. 9, 1963	H	W	51	13	24,500
Sept. 6, 1986	H	W	41	7	37,842
*Aug. 31, 1996	A	L	14	21	43,143
*Nov. 1, 1997	H	L	2	13	38,322
*Oct. 21, 2000	A	L	23	28	51,140
*Oct. 13, 2001	H	W	38	19	46,536
*Oct. 30, 2004	A	W	35	25	48,338
*Oct. 15, 2005	H	W	59	20	50,813
*Oct. 4, 2008	A	W	58	28	43,614
*Oct. 10, 2009	H	W	66	14	47,382
*Oct. 15, 2011	H	L	34	41	49,744
*Oct. 27, 2012	A	L	24	55	50,766
*Nov. 9, 2013	H	L	26	49	54,609
*Oct. 4, 2014	A	L	13	45	52,726
*Nov. 14, 2015	H	W	59	44	53,833
*Oct. 8, 2016	A	L	38	44	51,540
*Nov. 4, 2017	H	L (OT)	35	42	47,631
*Nov. 17, 2018	A	L	6	21	47,287
*Nov. 23, 2019	H	L	27	30	50,117
*Oct. 3, 2020	A	L	21	31	10,932
*Oct. 23, 2021	H	L	24	25	52,874
*Oct. 1, 2022	A	L	28	37	50,782

KEY:  
\*Big 12 Conference game

TEAM NOTEBOOK

INSIDE THE K-STATE SERIES

- Texas Tech will look to reverse its recent fortunes against Kansas State this weekend as the Red Raiders enter Saturday's Homecoming game riding a seven-game losing streak to the Wildcats. It is the longest winning streak by either team in the series as Kansas State is 14-9 all-time in the series after winning 11 of the last 12 contests overall.
  - The Red Raiders will be looking for their first win over Kansas State since late in the 2015 season when Texas Tech downed the Wildcats, 59-44, at Jones AT&T Stadium. Each of the three meetings since that victory have been one-possession losses as Kansas State prevailed in overtime, 42-35, in 2017 and then 30-27 in 2019 and 25-24 in 2021.
  - **DeAndre Washington** rushed for a career-high 248 yards and three touchdowns in a 59-44 victory in the 2015 victory over the Wildcats as he became the first Red Raider to rush for at least 200 yards in a game since **Shaud Williams** did so against Colorado in 1999. To date, Washington's performance remains the only time since Texas Tech moved to a passing offense in 2000 where a Red Raider has rushed for at least 200 yards in a game. **Patrick Mahomes II** also threw for 248 yards and three touchdowns in that win.
  - The Red Raiders have gone down to the wire against Kansas State over the course of the seven-game losing streak as six of those losses have been determined by 10 points or less with four of them being one-possession games. Texas Tech is only 1-6 all-time in games determined by eight points or less versus the Wildcats with its lone win coming in the first-ever meeting between the two schools, a 6-0 victory in 1933.
  - The two schools have only met three times outside of Big 12 play with the first coming in a 6-0 victory by the Red Raiders in 1933. The two schools also played in Lubbock during the 1963 and 1986 seasons, both Texas Tech victories.
- TEXAS TECH-KANSAS STATE CONNECTIONS**
- The lone connection between the Texas Tech and Kansas State coaching staffs is with associate head coach **Kenny Perry**, who worked alongside K-State defensive ends coach Buddy Wyatt at Kansas in 2018. Wyatt was a senior analyst for the Jayhawks that season, while Perry was in his fourth and final year as special teams coordinator and recruiting coordinator.
  - Texas Tech Director of Athletics **Kirby Hocutt** was a four-year letterman linebacker at Kansas State where he led the Big 8 Conference in tackles as a junior in 1993. Hocutt, who was elected captain his senior year under legendary K-State

head coach **Bill Snyder**, was named to the All-Big 8 Conference team following his junior season. The Sporting News selected him in 1993 as one of the nation's top-20 "most underrated" players. He earned his degree in political science from Kansas State in 1995.

CAREER NOTABLES VERSUS K-STATE

- No one on the Texas Tech roster likes seeing Kansas State on the schedule more than **Xavier White** as the senior has both a 100-yard rushing game and a 100-yard receiving performance in his career versus the Wildcats. White notched the first 100-yard rushing game of his career in the 2020 battle between the two schools as he carried only 12 times for 113 yards and a touchdown. White recorded the bulk of his yardage in the second half as he found the end zone via a 49-yard scamper late in the third quarter that cut Kansas State's lead to 17-14. He followed with a career-high nine catches for 120 yards and a touchdown in last season's matchup where he became only the second Red Raider since 2000 to record multiple games with at least 100 rushing yards as well as two more 100-yard receiving performances over a career.
- Since moving to a wide-open passing offense in 2000, Texas Tech has thrown for at least 300 yards in 14 of the 17 meetings against Kansas State with the lone exceptions coming recently in 2018, 2020 and 2021. **Donovan Smith** broke the trend a year ago after completing 34-of-48 passes for 359 yards and two touchdowns in a losing effort.
- **Austin McNamara's** 11 career punts and 43.6 average versus Kansas State might be his second-favorite memory thus far in the series as his only pass completion of his career - a 34-yard strike to **Erik Ezukanma** - came against the Wildcats in 2019. It remains the only pass attempt of McNamara's career.
- **Myles Price** found the end zone for the first time in his career in the 2020 meeting with Kansas State as the then-true freshman hauled in a 13-yard scoring strike from **Henry Colombi** with 11:11 remaining in the game. For his career, Price has caught 16 passes for 159 yards and a touchdown versus the Wildcats to go along with a punt return for 27 yards and two kick returns for 30 yards.
- For **Tahj Brooks** to continue his 100-yard streak past this weekend, he will need to reverse his previous fortune against the Wildcats as he has 15 carries for 72 yards in three career appearances against Kansas State. Over the course of the series with Kansas State, Texas Tech has had three 100-yard rushers with White in 2020, **DeAndre Washington** in 2015 and then **Byron Hanspard** in 1996.

STATISTICAL MATCHUP: TEXAS TECH vs. KANSAS STATE

CATEGORY	TECH	FBS	BIG 12	KSU	FBS	BIG 12
Scoring Offense	34.2	34th	6th	35.8	26th	3rd
Total Offense	398.3	63rd	10th	460.2	25th	6th
Rushing Offense	178.8	43rd	8th	202.8	19th	4th
Passing Offense	219.5	81st	11th	257.4	48th	8th
Passing Efficiency	128.77	83rd	10th	133.21	81st	9th
Time of Possession	26:52	120th	14th	30:33	57th	7th
Scoring Defense	23.0	50th	8th	20.6	40th	4th
Total Defense	370.0	67th	10th	352.4	49th	5th
Rushing Defense	126.2	48th	7th	93.4	14th	1st
Passing Defense	243.8	93rd	13th	259.0	106th	14th
Passing Efficiency Defense	127.18	60th	8th	132.9	70th	10th
QB Sacks Per Game	2.33	58th	7th	2.80	30th	2nd
Tackles for Loss	6.0	49th	6th	8.6	7th	2nd
Net Punting	43.30	12th	2nd	41.24	32nd	6th
Punt Returns	22.75	4th	2nd	8.50	64th	8th
Kickoff Returns	29.7	7th	1st	20.8	42nd	6th
Turnover Margin	0.00	64th	8th	-0.60	105th	13th



**FANS ENCOURAGED TO "WEAR BLACK"**

- Texas Tech is encouraging fans to wear black for each of its next two home games against Kansas State and then again against Nov. 2 versus TCU. The "wear black" initiative has traditionally signaled an upcoming big game as well as a soldout crowd. Case, in point, tickets are already sold out for this weekend's game as a capacity crowd is expected.
- The Red Raiders are 47-20 in night games dating back to 2002, an impressive 70.1 winning percentage. That record includes a 4-2 mark under **Joey McGuire** and a 1-1 clip this season as the Red Raiders split their opening two games against Oregon and Tarleton State.
- This will be the fifth night game at Jones AT&T Stadium between Texas Tech and Kansas State as Big 12 members have the two schools have split the previous four meetings. Kansas State has won each of the last two night kicks in Lubbock, topping the Red Raiders, 30-27, in 2019 and then 41-34 in 2011. Texas Tech defended its home field with night wins over Kansas State in 2001, a 38-19 victory, and again in 2009 with a 66-14 rout.
- Texas Tech is no stranger to the rigors of night games this season as this will be the fifth kickoff set for 6 p.m. CT or later through the first seven games.

**HOMECOMING IN RAIDERLAND**

- Texas Tech is 57-33-3 all-time on Homecoming with wins in 11 of its last 16 games dating back to the 2007 season. The Red Raiders are 20-7 in Homecoming games during the Big 12 era and are 24-7 since 1992 alone with losses against Kansas (2001), Missouri (2006), Kansas State (2011), West Virginia (2016), Iowa State (2017, 2019) and TCU (2021).
- The Homecoming crowd received quite the performance by the Red Raiders a year ago as Texas Tech routed West Virginia, 48-10. It marked the largest margin of victory in a Homecoming win by the Red Raiders since Texas Tech topped Kansas State, 66-14, in 2009.
- This will be the fourth time the Red Raiders have hosted Kansas State for their Homecoming contest as Texas Tech is 2-1 in those games with blowout wins in 2005 (59-20) and 2009 (66-14) and a narrow loss in 2011 (34-41).
- Texas Tech's first-ever Homecoming game came in 1930 when the Red Raiders fell to Hardin-Simmons, 20-6, in the final game of the season. That marked only Texas Tech's sixth season fielding a collegiate football program.

**TEXAS TECH vs. K-STATE IN HOMECOMING GAMES**

Year	Result
2011	L, 34-41
2009	W, 66-14
2005	W, 59-20

**A CLOSER LOOK AT THE LOSSES...**

- While no one associated with Texas Tech likely thought the Red Raiders would have three losses at this point in the season, those three losses aren't looking as bad as some might have originally thought. The three schools Texas Tech has lost to this season - Wyoming (5-1), Oregon (5-0) and West Virginia (4-1) - are a combined 14-2 overall this season with the two losses coming to teams currently ranked in the top 10 of both polls.
- West Virginia's lone loss came in its season opener to a Penn State program that is ranked as high as No. 5 in the country in both polls. Wyoming, meanwhile, dropped its lone loss to a Texas team that is ranked as high as No. 9 nationally despite entering the fourth quarter tied. Oregon remains undefeated at 5-0 this season to rank as high as No. 8 in the country. Both West Virginia and Wyoming are receiving votes in both major polls entering this weekend.

**MCGUIRE'S STRONG START TO BIG 12 PLAY**

- Texas Tech has won five of its last six Big 12 contests dating back to its three-game winning streak to close the regular season a year ago. It marks the first time the Red Raiders have won five of six games in league action since the 2007-08 seasons when Texas Tech was victorious in eight of nine games beginning with the 2007 finale against No. 3 OU.
- Texas Tech will be looking to improve to 3-1 in Big 12 play for the first time since 2018 this weekend and potentially the 10th time in history. In the previous nine seasons Texas Tech has started its conference slate with a 3-1 record, the Red Raiders have either finished with a .500 or better league record or advanced to a bowl in all but one season (2018).
- Texas Tech has won seven of its first 12 conference games under **Joey McGuire**, which is the best start for a Texas Tech head coach against league foes since **Rex Dockery** was also 7-5 over his first 12 games as part of the Southwest Conference during the 1978-79 seasons. **Steve Sloan** has the best conference record of any Texas Tech head coach through 12 games during the Southwest Conference and Big 12 eras as he was 9-3 at the same point during the 1975-76 campaigns.

**HEAD COACHES THROUGH 12 CONFERENCE GAMES**

Head Coach	Years	Record	Game 13 Result
Steve Sloan	1975-76	9-3	Loss at #9 Houston
Joey McGuire	2022-23	7-5	--
Rex Dockery	1978-79	7-5	Loss at #8 Texas
Spike Dykes	1987-88	6-5-1	Win at TCU

*Note: Includes only coaches during SWC and Big 12 eras.*

**POTENT NOTABLES**

- The victory over Baylor marked Texas Tech's first in Waco since the series returned to campus sites in 2019. The Red Raiders held the Bears to only 14 points in the win, the fewest for Baylor since Texas Tech held on for a 20-13 victory in 2009, which was the first year the two schools played in the Dallas-Fort Worth metroplex at AT&T Stadium.
- Texas Tech is 8-2 in home games under **Joey McGuire** heading into the back half of the schedule that also includes visits from Kansas State, TCU and UCF. Prior to McGuire's debut in 2022, Texas Tech had finished with a winning record (above .500) at home only once (2020) over its previous six seasons.
- Texas Tech committed only one penalty against Houston, matching the school record for only the sixth time in history and the first time since facing Kansas in 2021. The Red Raiders' five penalty yards also matched that school record that had been set four times previously, including most recently in that same Kansas victory. It was only the third time in the Big 12 era where Texas Tech had only one penalty and only five penalty yards with the other being in 2016 at TCU. The Red Raiders currently rank 29th in the FBS for fewest penalties per game (4.83) entering this weekend.
- Texas Tech secured its second win of the season after outscoring Houston, 35-7, starting with the 13:45 mark in the second quarter. It marked the first second-half shutout of a Big 12 opponent since Texas Tech defeated No. 15 Oklahoma State to start league play in 2018.
- Texas Tech has not given up a single point in the third quarter through three Big 12 games and has surrendered only seven points in the quarter on the season, which came in the season opener at Wyoming. The Red Raiders are outscoring opponents, 46-18, in the second half of Big 12 games thus far.
- Texas Tech has not committed a turnover in each of its two Big 12 games against West Virginia and Houston. It marks the first time the Red Raiders have failed to do so over a two-game stretch since 2018 against Oklahoma and Texas. The Red Raiders are even in the turnover margin for the season with 10 takeaways and 10 turnovers lost.

**THE LAST MEETING...****#25 KANSAS STATE 37, TEXAS TECH 28**

**Date:** Oct. 1, 2022

**Location:** Manhattan, Kan. | **Attendance:** 50,782

**Recap:** Adrian Martinez rushed for 171 yards and three touchdowns and threw for another score, while Deuce Vaughn had 170 rushing yards for the Wildcats, who extended their winning streak against the Red Raiders to seven games. Donovan Smith was 34-for-48 passing for 359 yards and two TDs, while also rushing for another touchdown.

**RUSHING:** Texas Tech - Thompson, SaRodorick 6-55; Brooks, Tahj 10-39; Smith, Donovan 18-20. Kansas State - Martinez, Adrian 12-171; Vaughn, Deuce 23-170; Brooks, Phillip 1-6; TEAM 3-minus 4.

**PASSING:** Texas Tech - Smith, Donovan 34-48-2-359. Kansas State - Martinez, Adrian 12-19-0-116.

**RECEIVING:** Texas Tech - White, Xavier 9-120; Price, Myles 6-44; Brooks, Tahj 4-5; Cleveland, Trey 3-98; Fouonji, Loic 3-24; Sparkman, J.J. 3-23; Brown, Jordan 2-14; Thompson, SaRodorick 2-7; Boyd, Brady 1-18; Martinez, Nehemiah 1-6. Kansas State - Brooks, Phillip 5-36; Warner, Kade 3-47; Knowles, Malik 1-13; Vaughn, Deuce 1-11; Sinnott, Ben 1-6; Wheeler, Sammy 1-3.

**INTERCEPTIONS:** Texas Tech - None. Kansas State - Moore, Austin 1-0; Brents, Julius 1-0.

**FUMBLES:** Texas Tech-Brooks, Tahj 1-1; Smith, Donovan 1-1. Kansas State - Martinez, Adrian 1-0; Vaughn, Deuce 1-1.

**SACKS (UA-A):** Texas Tech - Wilson, Tyree 2-0; Bradford Jr., Tony 1-0. Kansas St. - Duke, Khalid 3-0; Anudike-Uzomah, 3-0.

**TACKLES (UA-A):** Texas Tech-Merriweather, K. 6-1; Wilson, Tyree 4-2; Pearson, Reggie 5-0; Taylor-Demerson, D. 3-1; Eldridge, Kosi 3-1; Kansas State - Savage, Kobe 8-1; Duke, Khalid 5-3; Hayes, Josh 7-0; Moore, Austin 6-1; Anudike-Uzomah, 5-1; Green, Daniel 5-0; Cheatum, Drake 2-3; Brents, Julius 3-1.

**TEAM STATISTICS**

	TTU	KSU
FIRST DOWNS	26	15
RUSHES-YARDS (NET)	34-114	39-343
PASSING YDS (NET)	359	116
Passes Att-Comp-Int	48-34-2	19-12-0
TOTAL OFFENSE PLAYS-YARDS	82-473	58-459
Fumble Returns-Yards	0-0	0-0
Punt Returns-Yards	0-0	1-9
Kickoff Returns-Yards	2-47	1-20
Interception Returns-Yards	0-0	2-0
Punts (Number-Avg)	3-45.3	5-36.8
Fumbles-Lost	2-2	2-1
Penalties-Yards	5-40	5-47
Possession Time	32:26	27:34
Third-Down Conversions	5 of 14	4 of 13
Fourth-Down Conversions	1 of 3	0 of 0
Red-Zone Scores-Chances	3-4	6-6
Sacks By: Number-Yards	3-23	6-29



## K-STATE SERIES SUPERLATIVES

## 300-YARD PASSING GAMES

Name	Date	C-A	Yards	TDs
Cody Hodges	Oct. 15, 2005	44-65	643	5
Patrick Mahomes II	Oct. 8, 2016	45-62	504	2
Steven Sheffield	Oct. 10, 2009	33-41	490	7
Seth Doege	Oct. 15, 2011	43-63	461	1
Graham Harrell	Oct. 4, 2008	38-51	454	6
Kliff Kingsbury	Oct. 13, 2001	32-47	409	4
Nic Shimonek	Nov. 4, 2017	34-53	405	4
Patrick Mahomes II	Nov. 14, 2015	33-42	384	3
Donovan Smith	Oct. 1, 2022	34-48	359	2
Jett Duffey	Nov. 23, 2019	28-49	334	2
Seth Doege	Oct. 27, 2012	35-50	331	2
Sonny Cumbie	Oct. 30, 2004	27-39	326	2
Kliff Kingsbury	Oct. 21, 2000	29-60	302	1

## 100-YARD RUSHING GAMES

Name	Date	Att.	Yards	TDs
DeAndre Washington	Nov. 14, 2015	27	248	3
Byron Hanspard	Aug. 31, 1996	21	115	0
Xavier White	Oct. 3, 2020	12	114	1

## 100-YARD RECEIVING GAMES

Name	Date	Rec.	Yards	TDs
Joel Filani	Oct. 15, 2005	10	255	1
Keke Coutee	Nov. 4, 2017	12	189	2
Eric Ward	Oct. 27, 2012	11	161	2
R.J. Turner	Nov. 23, 2019	7	141	1
Dave Parks	Nov. 9, 1963	8	132	1
Keke Coutee	Oct. 8, 2016	5	130	1
Derek Dorris	Oct. 21, 2000	9	124	1
Xavier White	Oct. 1, 2022	9	120	1
Taurean Henderson	Oct. 15, 2005	10	118	2
Michael Crabtree	Oct. 4, 2008	9	107	2
Eric Ward	Nov. 9, 2013	11	107	1
Robert Johnson	Oct. 15, 2005	7	107	1
Jarrett Hicks	Oct. 15, 2005	9	105	1
Alex Torres	Oct. 15, 2011	12	104	0
Wes Welker	Oct. 13, 2001	6	102	2
Detron Lewis	Oct. 10, 2009	8	100	2

## ADDITIONAL SUPERLATIVES

Touchdown Passes:	7, Steven Sheffield (2009)
Rushing Attempts:	27, DeAndre Washington (2015)
Rushing Touchdowns:	3, Patrick Mahomes II (2016)
	DeAndre Washington (2015)
	Taurean Henderson (2005)
Receptions:	12, twice, Keke Coutee (2017)
	Alex Torres (2011)
Receiving Touchdowns:	3, Lyle Leong (2008)
Tackles:	17, Lawrence Flurgence (2001)
Tackles for Loss:	4.0, Kevin Curtis (2000)
	Aaron Hunt (2001)

## RED RAIDERS BUILDING ON SLOW START

■ Texas Tech's win over Baylor this past weekend improved the Red Raiders to 3-3 through the front half of the season. The Red Raiders will need at least three wins over the final six games in order to advance to a bowl game for a third-consecutive season and the 41st time in program history.

■ The 3-3 start is a familiar one for Joey McGuire and the Red Raiders as Texas Tech was in the same place a year ago. Texas Tech routed West Virginia in its seventh game and proceeded to win its final four games of the year to finish 8-5 overall following a victory over Ole Miss in the TaxAct Texas Bowl.

■ In the seven seasons during the Big 12 era where the Red Raiders have started a season at 3-3 overall, Texas Tech has finished with at least six wins in all but two of those years (2016, 2019). The Red Raiders played in a bowl game in three of those seasons as well, taking part in the 2001 Alamo Bowl, the 2010 TicketCity Bowl and the 2022 TaxAct Texas Bowl.

## RED RAIDERS IN WEEK AFTER 3-3 START (BIG 12 ERA)

Year	Opponent	Result	Final Record
2022	West Virginia	W, 48-10	8-5*
2019	Iowa State	L, 24-34	4-8
2016	#16 Oklahoma	L, 59-66	5-7
2010	at Colorado	W, 27-24	8-5*
2001	at Baylor	W, 63-19	7-5*
1999	at Baylor	W, 35-7	6-5
1997	#20 Texas A&M	W, 16-13	6-5

\* signals season that included bowl appearance

## STREAKS AND TRENDS ON THE SCHEDULE

■ Texas Tech has experienced several significant winning streaks snapped this season following its losses to Wyoming and Oregon to start the season. It marked the first time Texas Tech has dropped multiple non-conference games in a season since falling at No. 12 Ohio State and at home versus No. 16 N.C. State early in the 2002 campaign.

■ Texas Tech had previously won 34-consecutive regular season games at home or on the road against non-power-five opponents prior to falling at Wyoming to start the season. It marked the first time Texas Tech has dropped a non-conference game against a Group of Five foe since falling at No. 17 Houston, 29-28, early in the 2009 season. In addition, Texas Tech had not lost to an unranked, Group of Five opponent since New Mexico surprised the Red Raiders, 27-24, in 2004.

■ The Red Raiders had previously won each of their previous 23 home openers before falling at the hands of No. 13 Oregon. It marked the first loss in a home opener for Texas Tech since 1999 when North Texas shocked the Red Raiders, 23-14, in the third game of the season.

■ Even with the two losses, the Red Raiders have been dominant against non-conference foes over the past two decades, especially at home. Texas Tech has now won 42 of its last 44 non-conference games at home dating back to the 2002 season with its lone two losses during that span coming against Arkansas in 2014 and then Oregon this season. The Red Raiders are an impressive 49-3 overall in non-conference home games since moving to a spread offense in 2000.

■ Oregon represented the highest-ranked non-conference opponent to visit Jones AT&T Stadium in recent years as the Ducks entered the contest ranked 13th by both major polls. It marked the highest-ranked non-conference opponent for the Red Raiders at home since No. 1 Nebraska traveled to Lubbock early in the 1994 season. The Ducks were the first ranked opponent to serve as Texas Tech's home opener since No. 15 Oklahoma defeated the Red Raiders in 1992.

## EXCITEMENT AT ALL-TIME LEVEL FOR 2023

■ Tickets to see the Red Raiders inside Jones AT&T Stadium continue to sell at high numbers this season as Texas Tech has already boasted sellout crowds in each of their first two home games of the season against Oregon and Tarleton State. It marked the first back-to-back sellout crowds since 2018 when the Red Raiders hosted Oklahoma (Nov. 3) and Texas (Nov. 10) in consecutive weeks. Ticket inventory for the Oct. 14 Homecoming game versus Kansas State are already sold out.

■ For months, **Joey McGuire** encouraged Red Raider fans to purchase their season tickets before it'd be too late. That time officially came in early August when Texas Tech announced it had officially sold out of season tickets for the 2023 campaign. In total, Texas Tech sold 31,649 season tickets for this season, which includes 6,511 new season tickets after an impressive debut for the Red Raiders under McGuire and his staff.

■ Texas Tech's capacity has been set for 56,200 for the 2023 season due to the ongoing construction on the south end zone portion of Jones AT&T Stadium.

■ Over his two seasons as head coach, Texas Tech has added more than 13,000 season tickets since McGuire's hiring in November 2021. Texas Tech previously sold 28,000 season tickets for McGuire's debut season in 2022, which, like this year's total, ranks among the top-10 highest season ticket counts in program history.

## TEXAS TECH HOME TICKET STATUS FOR 2023

Date	Opponent	Ticket Status
Sept. 9	Oregon	Sold Out (56,200)
Sept. 16	Tarleton State	Sold Out (56,200)
Sept. 30	Houston	53,308*
Oct. 14	Kansas State	Advanced Sellout
Nov. 2	TCU	Still Available
Nov. 18	UCF	Still Available

\* indicates an advanced sellout

## THE TEXAS BOWL GOOD LUCK CHARM

■ The Red Raiders' stay in Houston for the TaxAct Texas Bowl was one to remember, highlighted by a 42-25 victory over Ole Miss. Now, the hope is the win will translate the same way it has for the last three Big 12 schools to win the bowl game. Since the 2017 season, the last three Big 12 winners of the Texas Bowl have turned that momentum into an appearance in the conference championship game the next season.

■ In fact, **Joey McGuire** has seen this himself as he was part of a Baylor program that defeated Vanderbilt in 2018 and proceeded to finish 11-3 the next season with a loss to Oklahoma in the Big 12 Championship game and an appearance in the Allstate Sugar Bowl. Texas previously started the run in 2017, defeating Missouri in the Texas Bowl before a 10-4 season the following year and a loss to Oklahoma in the league title game. Kansas State, meanwhile, won the Texas Bowl in 2021 and then followed with a 10-4 record this past season, which featured a win over TCU in the Big 12 Championship.

## TECH FOURTH IN BIG 12 PRESEASON POLL

■ Texas Tech entered its second season under **Joey McGuire** picked to finish fourth overall, according to the Big 12 preseason poll of media members that was announced by the conference office in July. The preseason nod is the highest Texas Tech has been slotted by the media prior to a season since the Big 12 moved to a division-less format in 2011. Texas Tech received four first-place votes from the media, finishing fourth with 729 points behind only league favorite Texas (886 points), Kansas State (858 points) and Oklahoma (758 points).

■ Six different league schools received at least one first-place vote in the poll as Texas led the way with 41, while K-State gathered 14 and both Oklahoma and Texas Tech had

four each. TCU was fifth in the preseason poll, only two points back of Texas Tech with 727 after receiving three first-place votes. Oklahoma State, picked to finish seventh overall, was the final school collecting a first-place vote.

■ Texas Tech sophomore wide receiver **Jerand Bradley** and super senior defensive lineman **Jaylon Hutchings** were named to the All-Big 12 preseason team that was determined by media members who cover the conference. This is the most-significant preseason accolade to date for both Hutchings and Bradley, who were each named honorable mention All-Big 12 selections following the 2022 season. The All-Big 12 preseason team was made up of 29 players from across the league's 14 teams.

## 2023 BIG 12 PRESEASON POLL (MEDIA VOTE)

SCHOOL (First Place Votes)	Points
1. Texas (41)	886
2. Kansas State (14)	858
3. Oklahoma (4)	758
4. Texas Tech (4)	729
5. TCU (3)	727
6. Baylor	572
7. Oklahoma State (1)	470
8. UCF	463
9. Kansas	461
10. Iowa State	334
11. BYU	318
12. Houston	215
13. Cincinnati	202
14. West Virginia	129

## NEW LOOK BIG 12 ON TAP FOR 2023

■ The Big 12 Conference will welcome four new members this season as BYU, Cincinnati, Houston and UCF all joined this summer to bring the conference's membership up to 14 schools. The Red Raiders will face three of those schools as Houston and UCF will both visit Jones AT&T Stadium, while Texas Tech will make its first-ever trip to BYU.

■ Texas Tech has a limited history with both BYU and UCF as it will be only the second all-time meeting with the Cougars (other was a 21-10 Tech win in 1940) and the first contest against the Knights. It will be the Red Raiders' first-ever trip to the state of Utah for a football contest.

## THAT BOWL-WINNING FEELING

■ Texas Tech is coming off consecutive seasons with a bowl victory for the first time since the 2012-13 campaigns when the Red Raiders claimed the Meineke Car Care trophy (2012) and then the Holiday Bowl crown (2013). The Red Raiders, who routed Mississippi State to end the 2021 season at the AutoZone Liberty Bowl and then Ole Miss in the TaxAct Texas Bowl this past December, will look to extend that streak this fall, which has not been done previously over a three-year stretch since the 2002-04 campaigns.

■ Texas Tech, historically, is one of the most successful programs nationally with 40 all-time bowl appearances, which ranks in the top 25 of FBS history. A return to a bowl game in 2023 would mark Texas Tech's longest streak of consecutive postseason appearances since a school-record run of 11-straight years from 2000-10.

■ **Joey McGuire** became the second head coach in program history to lead the Red Raiders to a bowl game in each of his first two seasons as head coach, which placed McGuire in the same category as **Mike Leach**, who remains the all-time winningest coach with an 84-43 record from 2000-09.

## HOMETOWN PRIDE

■ Texas Tech will continue to recognize the hometowns of every student-athlete on its roster this season with a special decal on the back of each gameday helmet. The decal will feature a throwback Masked Rider logo with the area code associated with each student-athlete's hometown as part of an initiative started in 2022 by head coach **Joey McGuire**.

## WHAT RETURNS FOR THE RED RAIDERS

■ **Joey McGuire** will return the bulk of his production on both sides of the ball this season as Texas Tech boasts 16 returning starters, including 10 on offense and an additional six on defense. The list of returnees also features a pair of specialists as well in long snapper **Jackson Knotts**, a two-year starter, and punter **Austin McNamara**, who will enter 2023 on pace to snap the Texas Tech career punting average record. Additionally, Texas Tech boasted 26 other returners on both sides of the ball with starting experience, including 10 more on offense and six on defense.

- As a team, Texas Tech's list of returners accounted for 322 career starts between both sides of the ball (165 offense, 157 defense) prior to the start of the season.

### WHAT RETURNS FOR THE RED RAIDERS BY PERCENTAGE

Category	Percentage
Rushing Yards	62.6%
Passing Yards	61.7%
Receiving Yards	87.8%
Scoring	55.1%
Total Offense	62.0%
All-Purpose Yards	80.1%
Tackles	47.2%
Tackles for Loss	49.5%
Sacks	46.8%
Interceptions	60.0%
Pass Breakups	73.7%
Forced Fumbles	70.0%
Fumble Recoveries	66.7%
Punt Return Yards	93.6%
Kickoff Return Yards	100%
Field Goals	0.0%
Punting Yards	100%

## NEW FACE IN TOWN BRINGING THE 'JUICE'

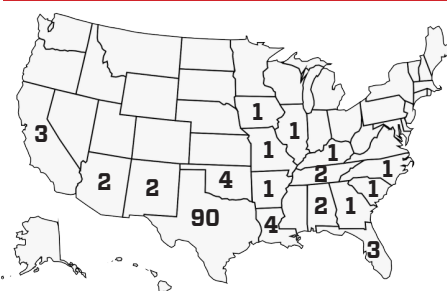
■ **Justin Johnson** is the lone new member to **Joey McGuire's** staff this season as he serves as assistant head coach, offensive passing game coordinator and wide receivers coach. Johnson, nicknamed "Coach Juice" throughout his career, arrived in Lubbock after a three-year stint at Baylor where he worked alongside McGuire during the 2020-21 seasons. Johnson has also worked at both Houston, his alma mater, and Kansas in full-time roles during his career.

■ The addition of Johnson brings in another assistant coach who is more than familiar with McGuire as he joins linebackers coach **Josh Bookbinder** and tight ends coach **Josh Cochran** who crossed paths with McGuire at Baylor. Head strength and conditioning coach **Lance Barilow** was also on the Baylor staff prior to his arrival in Lubbock in 2022.

## 60TH ANNIVERSARY OF THE DOUBLE T

■ This football season will mark the 60th anniversary of the iconic Double T appearing on the Texas Tech football helmet. The Double T, easily one of the most recognizable brands in all of college athletics, was first placed on a Red Raider football helmet in 1963 by then-head coach J.T. King. Prior to the 1963 season, the individual player number had traditionally been placed on each side of the helmet.

**MADE IN TEXAS**



Since his arrival at Texas Tech, Joey McGuire has made it clear the Red Raiders will be built by the best talent the Lone Star State has to offer. Texas Tech boasts 90 players on its roster from the state of Texas alone, which leads all power-five programs and ranks second among all FBS programs in the state.

## NUMBER OF TEXAS NATIVES ON FBS ROSTERS

North Texas	98
Texas Tech	90
Sam Houston State	89
UTSA	89
Texas	87
SMU	83
Texas A&M	82
TCU	81
Baylor	76
Houston	76
UTEP	65
Rice	44

## DEGREES IN HAND

Texas Tech will enter the 2023 season with 20 student-athletes who are current college graduates, including five who have already earned their master's degree prior to this season.

Name	Degree
Tony Bradford Jr. (DL)	sociology, BS; interdisciplinary studies, MA
Myles Cole (OLB)	kinesiology, BS*
Baylor Cupp (TE)	university studies, BA
Jaylon Hutchings (DL)	kinesiology, BS; interdisciplinary studies, MA
Tyrique Matthews (LB)	university studies, BA
Austin McNamara (P)	sports management, BA
Monroe Mills (OL)	business management, BA
Landon Peterson (OL)	sports management, BA
Jesiah Pierre (LB)	university studies, BA
Bryce Robinson (LB)	kinesiology, BS
Tyler Shough (QBB)	criminal justice, BS*; political science, BS* interdisciplinary studies, MA
Cole Spencer (OL)	marketing, BA*; business administration MA*; interdisciplinary studies, MA
Rusty Staats (OL)	interdisciplinary studies, BA*
Henry Teeter (TE)	university studies, BA
Cameron Watts (DB)	university studies, BA
Xavier White (WR)	university studies, BA
Dennis Wilburn (OL)	university studies, BA
Rayshad Williams (DB)	university studies, BA
Matthew Young (TE)	business marketing, BS* interdisciplinary studies, MA

\* indicates degree earned from prev. school

## HEAD COACH JOEY MCGUIRE

## JOEY MCGUIRE FILE

Hometown	Crowley, Texas
Education	Texas-Arlington '95 (Kinesiology)
Wife	Debbie
Children	Daughter: Raegan; Son: Garret

## COACHING HISTORY

Year	Position
2022-present	Texas Tech Head Coach
2020-21	Baylor Assoc. Head Coach (Outside Linebackers)
2019	Baylor Associate Head Coach (Defensive Ends)
2017-18	Baylor Assistant Coach (Tight Ends)
2003-16	Cedar Hill High School Head Coach
1997-02	Cedar Hill High School Assistant Coach
1995-96	Crowley High School Assistant Coach

## BOWL GAMES (4)

2022	TaxAct Texas Bowl
2021	Allstate Sugar Bowl*
2019	Allstate Sugar Bowl
2018	Academy Sports + Outdoors Texas Bowl


\* bowl came after he already accepted the Texas Tech position.

## RECORD AGAINST OPPONENTS

Opponent	Overall	Home	Away	Neutral
Baylor	1-1	0-1	1-0	0-0
BYU	0-0	0-0	0-0	0-0
Houston	2-0	2-0	0-0	0-0
Iowa State	1-0	0-0	1-0	0-0
Kansas	1-0	1-0	0-0	0-0
Kansas State	0-1	0-0	0-1	0-0
Murray State	1-0	1-0	0-0	0-0
N.C. State	0-1	0-0	0-1	0-0
Oklahoma	1-0	1-0	0-0	0-0
Oklahoma State	0-1	0-0	0-1	0-0
Ole Miss	1-0	0-0	0-0	1-0
Oregon	0-1	0-1	0-0	0-0
Tarleton State	1-0	1-0	0-0	0-0
TCU	0-1	0-0	0-1	0-0
Texas	1-0	1-0	0-0	0-0
UCF	0-0	0-0	0-0	0-0
West Virginia	1-1	1-0	0-1	0-0
Wyoming	0-1	0-0	0-1	0-0

## RECORD VERSUS CONFERENCES

Conference	Overall	Home	Away	Neutral
American	1-0	1-0	0-0	0-0
ACC	0-1	0-0	0-1	0-0
Big Ten	0-0	0-0	0-0	0-0
Big 12	7-5	5-1	2-4	0-0
Conference USA	0-0	0-0	0-0	0-0
FBS Independents	0-0	0-0	0-0	0-0
Mid-American	0-0	0-0	0-0	0-0
Mountain West	0-1	0-0	0-1	0-0
Pac-12	0-1	0-1	0-0	0-0
SEC	1-0	0-0	0-0	1-0
Sun Belt	0-0	0-0	0-0	0-0
FCS Opponents	2-0	2-0	0-0	0-0



## HEAD COACH JOEY MCGUIRE

## THE HALL OF FAMER

■ There likely isn't a power-five football program in the state of Texas with better ties to its high school coaches than at Texas Tech as McGuire hired six members of his charter coaching staff that have ties to the Texas High School Coaches Association (THSCA). McGuire, himself, is already a legend at the prep level as a member of the THSCA Hall of Honor and the Texas High School Football Hall of Fame.

■ McGuire, owner of three state titles as head coach of Cedar Hill High School in the Dallas-Fort Worth metroplex, was inducted into the THSCA Hall of Honor (THSCA) in 2020 and then the Texas High School Football Hall of Fame in 2022 in the months after accepting the Texas Tech position. McGuire is still an avid speaker at the annual THSCA Convention and regularly hosts clinics for high school coaches each year.

## NOT THE ONLY COACH IN THE FAMILY

■ Turn on a television any weekend this fall and you could possibly see another McGuire roaming the sidelines as **Garret McGuire** is entering his first season as the wide receivers coach at Nebraska. The younger McGuire previously played under his father at quarterback at Cedar Hill High School before enjoying four years as a backup quarterback at Baylor. He joined the coaching profession immediately after, serving as an offensive assistant under new Nebraska head coach Matt Rhule while with the NFL's Carolina Panthers.

■ Garret isn't the only McGuire building an impressive career, either, as **Raegan McGuire** is a fashion designer for AMUR in New York City. Her designs have been worn by several high-profile figures, including Natalie Biden, the granddaughter of President Joe Biden, as well as Taylor Swift during her spring 2023 Eras Tour.



## THE BRAND

The core tenant under McGuire revolves around The Brand, which stands for his desire that the Red Raiders be the "toughest, hardest-working, most-competitive team in the country." On his final interview for the Texas Tech position, McGuire described his vision for the Red Raider program using The Brand, which President Lawrence Schovanec said "describes West Texas."



## 60 MINUTES OF US

McGuire issued a new challenge to not only his team this summer but to all of Red Raider Nation: can opponents handle "60 Minutes of Us?" The "us" in that equation is not only the Red Raiders on the field but one of the top homefield advantages in college football. Since then, the phrase has become a rallying cry for McGuire and Texas Tech as a whole entering the 2023 season.



## TAKE THREE UNIVERSITY

McGuire, a defensive coach at heart, heavily utilizes the phrase "Take Three" as a program. The phrase has transformed into a rallying cry from the defense with in-house video production signaling "one," "two" or "three" each time the Red Raiders create a takeaway. McGuire, prior to each game, regularly wears a t-shirt designed for the defense that says "Take Three University."



## THE UNOFFICIAL HOME OF THE THSCA

Since his hire as Texas Tech's head coach, **Joey McGuire** has made it a point to brand the Red Raiders the "unofficial home of the Texas High School Coaches Association." Already a Hall of Famer, himself, McGuire has hired a charter staff filled with experience at both the collegiate and high school levels with four assistant coaches who have previous ties to the THSCA as well as a slew of support staff members.

### TEXAS TECH FOOTBALL STAFF WITH THSCA TIES

Name	THSCA Position
Joey McGuire	Cedar Hill Head Coach (2003-16)
Kenny Perry	Arlington Bowie (2006-12)/Halton City (2004-05)/Sam Houston (2000-03)
Josh Cochran	Lindale H.S. Asst. Coach (2015)
Zarnell Fitch	Lincoln H.S. Head Coach (2013) / Asst. Coach (2011-12)
Jah'Shawn Johnson (Defensive GA)	Ennis H.S. Asst. Coach (2020-21)
Brian Nance (Dir. of Scouting)	Temple H.S. Asst. Coach (2018)
Dave Martin (Dir. of Player Development)	Cedar Hill H.S. Asst. Coach (1999-03)

Texas Tech also has three current student-athletes on its roster whose fathers are prominent high school coaches in the state in Allen's Lee Wiginton, the father of sophomore wide receiver **Haydon Wiginton**, Amarillo Tascosa's Ken Plunk, the father of junior defensive back **Joseph Plunk** and Eastland's James Morton, the father of sophomore quarterback **Behren Morton**. Lee Wiginton is the past president of the THSCA.



### CEDAR HILL CONNECTIONS

- McGuire made his name in the coaching profession during his 14 seasons leading Cedar Hill High School in the Dallas-Fort Worth metroplex. McGuire has had five former Cedar Hill standouts on the Texas Tech roster already during his tenure, including three this season in sophomore outside linebacker **Charles Esters III**, redshirt freshman outside linebacker **Harvey Dyson III** and redshirt freshman defensive back **Jalon Peoples**. Peoples is the brother **Dimitri Moore**, who played his final season of collegiate eligibility under McGuire a year ago.
- While he did not graduate from Cedar Hill, **Jordan Brown** attended the high school up until his senior year as he was a freshman when McGuire departed for Cedar Hill. His older brother, Laquionte Gonzalez, was on a Cedar Hill team under McGuire that played in the Class 6A state title game as a senior in 2012.

### NEWS & NOTES ON MCGUIRE...

- Texas Tech's win over Tarleton State marked the 150th of McGuire's career as a head coach, combining both his success at Cedar Hill High School and at Texas Tech. McGuire was previously 141-42 over his 12 seasons leading Cedar Hill in the Dallas-Fort Worth metroplex from 2003-16 before moving to the college ranks as an assistant coach at Baylor from 2017 up until his hire at Texas Tech in November 2021.
- McGuire will look to become only the second head coach in program history to lead the Red Raiders to bowl games in each of his first two seasons, joining the late **Mike Leach**, who pushed Texas Tech to a bowl game in each of his 10 seasons. McGuire previously became the eighth head coach in program history to lead the Red Raiders to a bowl game in his debut season a year ago and the 12th head coach to lead Texas Tech to a winning record in his first year.
- Texas Tech has hit the 40-point mark seven times during McGuire's tenure as the Red Raiders are now a perfect 7-0 in those games following their win over Houston.
- Texas Tech rushed for at least 200 yards in a game for the fifth time under McGuire against Houston as the Red Raiders are now a perfect 5-0 in those games during his tenure.
- Texas Tech is 6-2 under McGuire when creating two or more takeaways in a game with the two losses coming at Wyoming and at West Virginia this season. The Red Raiders are also 7-4 when giving up one or fewer turnovers per game as well.
- The Wyoming game marked the first overtime loss for the Red Raiders under McGuire, who has labeled similar close

contests as "brand games" during his tenure. The Red Raiders were 3-0 in overtime games a year ago with wins over Houston, Texas and Oklahoma.

- McGuire's eight-win debut finished one victory shy for the most by a first-year head coach in program history as **Dell Morgan** previously led the Red Raiders to a 9-2 record in 1941. In its now 99 seasons of football, Texas Tech has never had a head coach record at least eight wins in each of his first two seasons leading the Red Raiders.

- McGuire led the Red Raiders to a 5-4 record in Big 12 play a year ago, becoming the first head coach to notch a winning conference record (above .500) in his debut season since **David McWilliams** did so in 1986.

- The success the Red Raiders had in Big 12 play pushed Texas Tech to its most conference wins since 2009 and a fourth-place finish in the standings, its highest since the league went to a 10-team format in 2011. McGuire is the only head coach in program history to defeat both Texas and Oklahoma in the same season.

- Of the head coaches in Texas Tech's history, McGuire resembles **Spike Dykes** likely the best, not only for his charm and engaging personality but also his ties as a former high school head coach. Dykes spent a decade at the prep level with stops in head coaching roles at Coahoma, Belton, Big Spring, Alice and Midland Lee.

### TEXAS TECH HEAD COACHES IN FIRST TWO SEASONS

Name	Years	Record	Perc.	Bowls
E.Y. Freeland	1925-26	12-2-5	.763	None
Grady Higgenbotham	1929	1-7-2	.200	None
Pete Cawthon	1930-31	9-9	.500	None
Dell Morgan	1941-42	13-7-1	.643	One
DeWitt Weaver	1951-52	10-11-1	.477	One
JT King	1961-62	5-15	.333	None
Jim Carlen	1970-71	12-11	.522	One
Steve Sloan	1975-76	16-7	.696	One
Rex Dockery	1978-79	10-10-2	.500	None
Jerry Moore	1981-82	5-16-1	.250	None
David McWilliams	1986	7-5	.583	One
Spike Dykes	1987-88	11-10-1	.523	None
Mike Leach	2000-01	14-11	.560	Two
Tommy Tuberville	2010-11	13-12	.520	One
Kliff Kingsbury	2013-14	12-13	.480	One
Matt Wells	2019-20	8-14	.364	None
Joey McGuire	2022-23	11-8	.579	One

## RECORD BREAKDOWN

	2023	Big 12	McGuire
Overall	3-3	2-1	11-8
at Jones AT&T Stadium	2-1	1-0	8-2
in Away Games	1-2	1-1	2-6
in Neutral Site Games	0-0	0-0	1-0
Day Games	1-1	1-1	4-4
Night Games (6 p.m. start or later)	2-2	1-0	7-4
vs. Top 25 teams	0-1	0-0	2-5
vs. Top 10 teams	0-0	0-0	0-2
vs. Unranked Teams	3-2	2-1	9-3
Scoring first	2-3	1-1	8-4
Opponents score first	1-0	1-0	3-4
Leading at halftime	3-1	2-0	9-2
Trailing at halftime	0-2	0-1	2-6
Tied at halftime	0-0	0-0	0-0
Leading after third quarter	3-1	2-0	10-2
Trailing after third quarter	0-1	0-1	1-4
Tied after third quarter	0-1	0-0	0-2
Overtime games	0-1	0-0	3-1
Scoring less than 20 points	0-1	0-1	1-3
Scoring 20-29 points	0-0	0-0	0-2
Scoring 30-39 points	1-2	1-0	3-3
Scoring 40-49 points	2-0	1-0	5-0
Scoring 50+ points	0-0	0-0	2-0
Allowing less than 20 points	2-0	1-0	5-0
Allowing 20-29 points	1-1	1-1	3-2
Allowing 30-39 points	0-2	0-0	2-4
Allowing 40+ points	0-0	0-0	1-2
Rushing for less than 100 yards	0-1	0-0	0-2
Rushing for 100-199 yards	1-2	1-1	6-6
Rushing for 200+ yards	2-0	1-0	5-0
Passing for less than 300 yards	3-2	2-1	6-5
Passing for 300-399 yards	0-1	0-0	3-3
Passing for 400+ yards	0-0	0-0	2-0
Totaling less than 300 yards of total offense	0-0	0-0	1-0
Totaling 300-399 yards of total offense	1-1	1-1	1-4
Totaling 400-499 yards of total offense	2-2	1-0	5-3
Totaling 500-599 yards of total offense	0-0	0-0	3-1
Totaling 600+ yards total offense	0-0	0-0	1-0
Allowing less than 100 yards rushing	1-0	1-0	4-0
Allowing 100-199 yards rushing	2-3	1-1	5-5
Allowing 200+ yds rushing	0-0	0-0	2-3
Allowing less than 200 yards passing	1-2	0-1	1-5
Allowing 200-299 yards passing	0-0	0-0	6-2
Allowing 300-399 yards passing	2-1	2-0	3-1
Allowing 400+ yards passing	0-0	0-0	1-0
Allowing less than 300 yards total offense	0-1	0-1	2-2
Allowing 300-399 yards total offense	2-1	1-0	3-1
Allowing 400-499 yards of total offense	1-1	1-0	3-5
Allowing 500+ yards of total offense	0-0	0-0	3-0
Leading turnover margin	1-2	0-1	5-2
Trailing turnover margin	1-1	1-0	5-6
Tied in turnover margin	1-0	1-0	1-0
Having 0 takeaways	1-1	1-0	3-3
Having 1 takeaway	1-0	1-0	2-3
Having 2 takeaways	0-2	0-1	3-2
Having 3 or more takeaways	1-0	0-0	3-0
Having 0 turnovers	1-1	1-1	4-1
Having 1 turnover	1-1	0-0	3-3
Having 2 turnovers	1-0	1-0	2-0
Having 3 or more turnovers	0-1	0-0	2-4
Leading in time of possession	1-0	1-0	7-2
When trailing in time of possession	2-3	1-1	4-6

OFFENSIVE STAT NOTABLES

CAREER 100+ RUSHING YARD GAMES

Tahj Brooks (8)		
Date	Rush Yards	Opponent
Oct. 7, 2023	170	Baylor
Sept. 16, 2023	158	Tarleton
Sept. 23, 2023	149	West Virginia
Sept. 4, 2021	134	Houston
Dec. 28, 2021	107	Mississippi State
Oct. 22, 2022	107	West Virginia
Sept. 11, 2021	103	Stephen F. Austin
Sept. 30, 2023	101	Houston

Cam'Ron Valdez (1)		
Date	Rush Yards	Opponent
Sept. 30, 2023	111	Houston

Tyler Shough (2)		
Date	Rush Yards	Opponent
Dec. 28, 2022	111	Ole Miss
Sept. 9, 2023	101	Oregon

Xavier White (2)		
Date	Rush Yards	Opponent
Dec. 5, 2020	135	Kansas
Oct. 3, 2020	113	Kansas State

GAMES WITH A RUSHING TD						
Player	'19	'20	'21	'22	'23	Career
Brooks, Tahj	--	3	5	4	3	15
Shough, Tyler	--	2*	2	4	2	10
White, Xavier	--	2	3	--	--	5
Price, Myles	--	1	1	--	--	2
Morton, Behren	--	--	--	2	1	3
Hutchings, Jaylon	--	--	--	1	--	1
Valdez, Cam'Ron	--	--	--	--	1	1

\*Indicates games played prior to arrival at Texas Tech

GAMES WITH MULTIPLE RUSHING TDs						
Player	'19	'20	'21	'22	'23	Career
Brooks, Tahj	--	1	2	2	1	6
Shough, Tyler	-	-	-	-	1	1

ACTIVE EXPLOSIVE YARDAGE LEADERS | RUSHING

Tahj Brooks (16)		
Date	Yards	Opponent
Sept. 11, 2021	67	SFA
Nov. 13, 2021	51	Iowa St.
Sept. 4, 2021	44	Houston
Sept. 4, 2021	41	Houston
Sept. 16, 2023	38	Tarleton St.
Dec. 28, 2022	37	Ole Miss
Sept. 9, 2023	35	Oregon
Oct. 29, 2022	31	Baylor
Dec. 5, 2020	28	Kansas
Sept. 23, 2023	27	West Virginia
Oct. 7, 2023	24	Baylor
Sept. 3, 2022	23	Murray State
Oct. 23, 2021	23	K-State
Sept. 16, 2023	22	Tarleton St.
Nov. 5, 2022	21	TCU
Oct. 22, 2022	20	West Virginia

Cam'Ron Valdez (5)		
Date	Yards	Opponent
Sept. 30, 2023	54	Houston
Sept. 30, 2023	41	Houston
Nov. 5, 2022	38	TCU
Nov. 5, 2022	30	TCU
Dec. 28, 2022	29	Ole Miss



RB TAHJ BROOKS

BROOKS TIME OFF TO STRONG START

■ Possibly no other Red Raider has had a better start to the 2023 season than **Tahj Brooks**, who enters this weekend ranked fifth in the FBS and third in the Big 12 with 688 rushing yards through only six games. Brooks has rushed for 100 yards in each of the past four games with 158 yards versus Tarleton State followed by 149 yards at West Virginia, 101 in the win over Houston and a career-high 170 yards at Baylor.

■ Brooks' current streak of four-consecutive games with at least 100 rushing yards is the longest such run since **Ricky Williams** did so over six-straight contests beginning with the 1997 season finale and running through the first five games of the 1998 campaign.

■ Brooks' eight career 100-yard games places him in a tie for ninth all-time alongside Ring of Honor member **Donny Anderson** for the most in school history as he trails the likes of **Byron Hanspard** (21), **James Gray** (18), **Byron Morris** (16), **James Hadnot** (13), **Ricky Williams** (11), **Larry Isaac** (10), **DeAndre Washington** (10) and **Taurean Henderson** (9).

■ With his performance at Baylor, Brooks joined Washington as the only two Red Raiders since 2000 to record three or more games with at least 140 rushing yards in a season. Washington did so four times during his memorable 2015 season where he became 1,492 yards on the ground.

■ Brooks has notched several career firsts in recent weeks as he recorded his first multi-touchdown game of his career versus Houston. He then carried a career-high 31 times at Baylor, which marked the first time a Red Raider had 30 or more rushing attempts since **Sammy Morris** had 33 in a win over Texas A&M in 1999. It is tied for the fifth-most carries by a FBS rusher so far this season and the most in the Big 12.

■ Brooks' 688 rushing yards through the first six games of the season are the most for a Red Raider during that span since Williams recorded 1,026 yards at the same point of the 1998 season. Brooks is only the third Red Raider in the Big 12 era and lone player since Texas Tech moved to a spread offense in 2000 to record at least 600 rushing yards in the first six games of the season as he joins Doak Walker winner **Byron Hanspard** (1996) and Williams (1998).

MOST RUSHING YARDS THROUGH 6 GAMES (BIG 12 ERA)

Name	Season	Att.	Yards	TDs
Byron Hanspard	1996	180	1,306	9
Ricky Williams	1998	194	1,026	10
Tahj Brooks	2023	114	688	4
DeAndre Washington	2015	83	586	6
Eric Stephens*	2011	108	565	8
Justin Stockton	2017	72	481	4

\* indicates injured after the fifth game of that season.

THREE-TIME TEAM RUSHING LEADERS

■ Brooks, who had 691 rushing yards and seven touchdowns a year ago, is looking to become the first Red Raider since **Baron Batch** (2008-10) to lead Texas Tech in rushing over three-consecutive seasons. In the process, he would become the ninth Red Raider since 1950 to lead the team in rushing in three-consecutive seasons. That list includes the likes of Batch (2008-10), **Taurean Henderson** (2002-05), **Byron Hanspard** (1994-96), **Byron "Bam" Morris** (1991-93), **James Gray** (1986-89), **Larry Isaac** (1974-76), **Donnie Anderson** (1963-65) and **Bobby Cavazos** (1951-53). **Ricky Williams** (1997-98; 2000-01) also led the team in rushing four times over his career but not over three-consecutive seasons.

CLIMBING THE RECORD BOOK

■ Brooks surpassed the 2,000-yard mark for his career against Houston, which made him the 16th Red Raider in program history to reach the mark and the second in as many years. **SaRoderick Thompson Jr.** hit the 2,000-yard mark early in his final season as a Red Raider a year ago.

■ If Brooks is able to maintain his current pace, he will become the first Red Raider to rush for 1,000 yards in a season since **DeAndre Washington** totaled 1,492 yards on the ground in 2015. Washington, who also hit the 1,000-yard mark in 2014 as well, is the only Red Raider to reach the century mark in a season since Texas Tech moved to a spread offense prior to the 2000 campaign.

■ Brooks will also be looking to place his name in the all-time Texas Tech record book as he needs 299 rushing yards over the final seven regular-season games and possible bowl to match **Baron Batch** for 10th all-time on the career rushing chart.

TEXAS TECH CAREER RUSHING LEADERS

Name (Years)	Yards
9. Larry Isaac (1973-76)	2,633
10. Baron Batch (2006, 2008-10)	2,501
11. Donny Anderson (1963-65)	2,280
12. Shannon Woods (2005-08)	2,249
13. Doug McCutchen (1970-72)	2,222
14. Tahj Brooks (2020-present)	2,202

GIVING BACK TO HIS HOMETOWN

■ Brooks returned to his hometown of Manor, Texas (outside of Austin) this past summer to host his first summer camp for local kids in his hometown. The camp attracted more than 200 students in Brooks' hometown where he rushed for at least 1,000 yards three times during his prep career. Brooks totaled more than 4,400 rushing yards and 65 total touchdowns as a four-year letterwinner for the Mustangs.







## MORTON BACK IN STARTING ROLE

With the injury to Tyler Shough, sophomore **Behren Morton** has started each of the past two games, leading the Red Raiders to a pair of wins while completing 68.7 percent of his passes, a vast improvement on his 56.3 percentage in his four starts from a year ago. Morton has thrown for five touchdowns the past two games and rushed for one other as he has now made six starts in his career, throwing for at least 300 yards in two of those contests already.

### INSIDE THE NUMBERS WITH MORTON

Opponent	Comp	Att.	TD	INT	Yds.	LG	Run	Yds.	TD
Oklahoma St. (2022)	39	62	2	1	379	36	17	53	1
West Virginia (2022)	28	45	2	0	325	55	8	17	0
Baylor (2022)	11	34	1	3	152	39	6	6	1
TCU (2022)	7	10	1	0	79	47	6	-2	0
Houston (2023)	14	22	2	0	161	34	4	10	0
Baylor (2023)	19	26	3	1	180	24	2	-1	1
<b>Totals in Starts</b>	<b>102</b>	<b>177</b>	<b>9</b>	<b>5</b>	<b>1,276</b>	<b>55</b>	<b>43</b>	<b>83</b>	<b>3</b>
<b>Career Totals</b>	<b>151</b>	<b>270</b>	<b>15</b>	<b>8</b>	<b>1,688</b>	<b>55</b>	<b>61</b>	<b>102</b>	<b>3</b>

## OFFENSIVE NOTEBOOK

### THE INJURY BUG STRIKES AGAIN

■ The injury bug has returned to the Texas Tech quarterback room as **Tyler Shough** will miss significant time moving forward due to a leg injury. This will be the seventh-consecutive season Texas Tech has utilized multiple starting quarterbacks and the 11th time in the past 15 years. **Patrick Mahomes II** (2015-16) and **Seth Doege** (2011-12) are the only two quarterbacks during that stretch to not miss a start in a season since 2009.

### TEXAS HIGH SCHOOL FOOTBALL ROYALTY

■ The son of a Texas high school coach, **Behren Morton** was the highest-rated quarterback to ever sign with Texas Tech as he was a consensus four-star prospect as part of the 2021 class, ranking sixth nationally among pro-style quarterbacks. Morton grew up in Lubbock for part of his youth as his father, James Morton, was the head football coach at Monterey High School in Lubbock for 11 years.

### MORTON NOTABLES FROM 2022

- Morton became the eighth Texas Tech freshman to make his first career start at quarterback during the Big 12 era, joining **Kliff Kingsbury** (1999), **Seth Doege** (2009), **Baker Mayfield** (2013), **Davis Webb** (2013), **Patrick Mahomes II** (2014), **Alan Bowman** (2018) and teammate **Donovan Smith** (2021). Among that group, Morton was the sixth quarterback to make his first career start against a Big 12 foe.
- During the Big 12 era (1996-present), Morton's 379 passing yards against Oklahoma State were the third-highest total for a Red Raider making his starting debut against a conference opponent. He trailed only the 490 passing yards **Steven Sheffield** compiled versus Kansas State in 2009 and the 415 yards **Davis Webb** totaled against Iowa State in 2013. Webb's outing is the only freshman performance that has topped Morton's numbers from the Oklahoma State game.
- Morton's performance against Oklahoma State alone marked the 10th time since 1999 that a Red Raider has thrown for 300 yards in his first career start.
- Despite it being his first career start, that didn't stop offensive coordinator **Zach Kittley** from airing it out as Morton recorded 62 passing attempts, the second-highest total for a Red Raider in his starting debut during the Big 12 era behind **Sonny Cumbie's** 66 attempts in 2004. It marked the most passing attempts for an FBS freshman making his starting debut since **Jared Goff** had 64 on Aug. 31, 2013, in Cal's season-opening loss to Northwestern.

■ Morton was only the second Red Raider in the Big 12 era and the only freshman quarterback to make his first career start against a ranked opponent as he joined **Jackson Tyner**, who was 1-of-5 in limited action at No. 6 Oklahoma in 2019.

■ Morton was the eighth Red Raider in the Big 12 era to throw for at least 300 yards in his first two career starts, joining the likes of **Nic Shimonek** (2017), **Webb** (2013), **Mayfield** (2013), **Taylor Potts** (2009), **Graham Harrell** (2006), **Cody Hodges** (2005) and **Cumbie** (2004). Of that group, only Webb is the only other Red Raider to do so versus two Big 12 opponents.

### KITTLEY AMONG NATION'S YOUNGEST OCs

- **Zach Kittley**, who turned 32 in August, ranks as the third-youngest power-five offensive coordinator in the country, trailing only a former assistant of his in Ben Arbuckle at Washington State as well as Charlie Weis Jr. at Ole Miss and Tommy Rees at Alabama. Kittley is the sixth-youngest offensive coordinator overall in the FBS.
- Texas Tech ended the 2022 season averaging 34.2 points per game, which marked the 21st time in the past 22 years that the Red Raiders averaged at least 30.0 points per game. The average was the Red Raiders' highest clip since 2018.
- Kittley previously served in various roles under **Kliff Kingsbury** from 2013-17, rising from a student assistant to graduate assistant and assistant quarterbacks coach in his final three seasons. Kittley worked alongside Kingsbury in the development of **Patrick Mahomes II**, tutoring the future NFL MVP into becoming the nation's leading passer in 2016 and an eventual top-10 selection by the Kansas City Chiefs.
- Mahomes is one of two NFL quarterbacks to tutor under Kittley as he spent three years mentoring **Bailey Zappe** at both Houston Baptist and Western Kentucky. Zappe, who heard his name called in the fourth round of the 2022 NFL Draft by the New England Patriots, set the NCAA FBS records for single-season passing yards (5,967) and passing touchdowns (62) as a senior for the Hilltoppers in 2021, both records that were previously held by former Red Raider **B.J. Symons** (2003).

### YOUNGEST OFFENSIVE COORDINATORS IN POWER FIVE

Name	School	Age
Ben Arbuckle	Washington State	27
Charlie Weis Jr.	Ole Miss	30
Tommy Rees	Alabama	31
Zach Kittley	Texas Tech	32
Nate Scheelhaase	Iowa State	32
Collin Klein	Kansas State	32
Garrett Riley	Clemson	33

## OFFENSIVE STAT NOTABLES

### CAREER 300+ YARD PASSING GAMES

#### Tyler Shough (5)

Date	Pass Yards	Opponent
Nov. 26, 2022	436	Oklahoma
Sept. 18, 2021	399	FIU
Sept. 2, 2023	338	at Wyoming
Nov. 21, 2020	334*	UCLA
Nov. 14, 2020	312*	at Washington State

\*Indicates games played prior to arrival at Texas Tech

#### Behren Morton (2)

Date	Pass Yards	Opponent
Oct. 8, 2022	379	at Oklahoma State
Oct. 22, 2022	325	vs West Virginia

### CAREER 100+ RECEIVING YARD GAMES

#### Jerand Bradley (3)

Date	Rec. Yards	Opponent
Nov. 26, 2022	173	Oklahoma
Oct. 8, 2022	119	Oklahoma State
Sept. 3, 2022	108	Murray State

#### Xavier White (3)

Date	Rec. Yards	Opponent
Oct. 22, 2022	139	West Virginia
Oct. 1, 2022	120	K-State
Aug. 31, 2018	107	Montana State

#### Loic Fouonji (2)

Date	Rec. Yards	Opponent
Sept. 3, 2022	110	Murray State
Dec. 28, 2022	100	Ole Miss

#### Myles Price (1)

Date	Rec. Yards	Opponent
Nov. 13, 2021	175	Iowa State

### CAREER GAMES WITH A RECEIVING TD

Player	'19	'20	'21	'22	'23	Career
Price, Myles	--	1	2	2	4	9
Bradley, Jerand	--	--	--	5	3	8
White, Xavier	1	--	1	3	--	5
Fouonji, Loic	--	1	1	3	1	6
Tharp, Mason	--	--	--	2	2	4
Sparkman, J.J.	--	--	2	1	--	3
Martinez, Nehemiah	--	--	--	2	--	2
Cupp, Baylor	--	--	--	2	1	3
Brooks, Tahj	--	--	--	1	--	1
Boyd, Brady	--	--	--	1	--	1
Teeter, Henry	--	--	--	1	--	1
York, Jaden	--	--	--	--	1	1
Brown, Jordan	--	--	--	--	1	1

### CAREER GAMES WITH MULTIPLE RECEIVING TDs

Player	'19	'20	'21	'22	'23	Career
Bradley, Jerand	--	--	--	1	--	1
Fouonji, Loic	--	--	--	1	--	1
Cupp, Baylor	--	--	--	--	1	1

### 2023 ALL-PURPOSE YARDAGE LEADERS

Player	APP Yards	Opponent
Tahj Brooks	174	Baylor
Tahj Brooks	158	vs Tarleton
Tahj Brooks	155	at West Virginia
Myles Price	133	Baylor
Drae McCray	126	at West Virginia
Drae McCray	112	vs Houston

## ON THIS DATE...



## TEXAS TECH 17, TEXAS A&amp;M 14

Date: Oct. 14, 1972

Location: College Station, Texas | Attendance: 34,200

**Recap:** Texas Tech won its fifth-consecutive game in its series against Aggies thanks to a Doug McCutchen five-yard touchdown run with 1:45 remaining in regulation. McCutchen rushed 18 times for 63 yards in the win, while James Mosley had eight carries for 33 yards and a touchdown of his own. The victory was one of five-straight for the Red Raiders that season as Texas Tech finished 8-4 overall with an appearance in the Sun Bowl in the third season under Jim Carlen.

## TEXAS TECH ALL-TIME ON OCT. 14

Year	Opponent	Result
2017	at West Virginia	L, 35-46
2006	at Colorado	L, 6-30
2000	#1 Nebraska	L, 3-56
1995	Arkansas State	W, 63-25
1989	#7 Arkansas	L, 13-45
1978	at New Mexico	W, 36-23
1972	at Texas A&M	W, 17-14
1961	#21 TCU	W, 10-0
1950	at TCU	L, 6-19
1944	at #13 Tulsa	L, 7-34
1933	at Arizona	W, 7-0
1932	Arizona	W, 21-0

## NEXT WEEKEND'S OPPONENT



Date/Time/TV	Oct. 21 / 6 p.m. CT / FS1
Location	Jones AT&T Stadium
Series Record	Texas Tech leads 1-0
Series in Lubbock	Texas Tech leads 1-0

## ALL-TIME SERIES VERSUS BYU

Date	Loc.	W/L	TTU	BYU	Att.
Oct. 18, 1940	H	W	21	20	7,000

## SERIES NOTES

- This will only be the second all-time meeting between Texas Tech and BYU as the two schools previously met in Lubbock during the 1940 season. The Red Raiders won that game, 21-20, for their third of eight-consecutive victories that season as part of a 9-1-1 overall record.
- Texas Tech will make its first-ever trip to the state of Utah to face the Cougars.
- In its history, Texas Tech has faced three other schools from the state of Utah with previous contests against Utah (2-0), Utah State (2-0) and Weber State (1-0). It will be the first time Texas Tech has faced a school from the state of Utah since the Red Raiders trounced Weber State, 64-21, in 2010.

## NO ONE IS MORE AGGRESSIVE

- Much was said about **Joey McGuire's** aggressive approach to fourth downs in 2022 as Texas Tech finished 33-of-52 on conversion attempts, which ranked first nationally for both total successful conversions and attempts. The Red Raiders were third in the Big 12 and 16th nationally with a .635 conversion percentage.
- Since McGuire took over as Texas Tech's head coach, the Red Raiders share the FBS lead with 69 total fourth-down attempts and 45 total conversions (65.2 percent). Baylor also has 40 conversions during that span on 69 attempts to rank second in conversions and tied with Texas Tech for attempts.
- The Red Raiders are tied for fourth in the FBS with 12 total conversions and tied for 10th with 17 fourth-down attempts thus far this season. Boston College leads the country with 14 fourth-down conversions this season followed by USF and Army with 13 each. Texas Tech currently ranks tied for 23rd in the FBS and fourth in the Big 12 with a .706 conversion percentage.
- Texas Tech has turned fourth down conversions into points in each of the past four weeks with 10 points as a result in both the Tarleton State and West Virginia games and seven points versus both Houston and Baylor. The Red Raiders are currently plus-28 in the plus/minus scale on its fourth-down decisions this season after finishing plus-78 a year ago.
- Texas Tech was 5-for-8 on fourth down attempts at West Virginia, which is tied for the second-most conversions in a FBS game this season and is the most attempts nationally. Baylor had five fourth down conversions Sept. 16 against LIU as did Rutgers on Sept. 30 versus Wagner and Oregon State on Oct. 7 against Cal. Army has the national lead after going 6-for-6 on attempts versus UTSA on Sept. 15. Texas Tech's season-high for fourth down conversions in 2022 was also six.
- Texas Tech is 10-4 under McGuire when it was tied or leading the plus/minus scale on its fourth-down decisions with three of those losses coming this season. The only loss from the 2022 season came at Oklahoma State.

## RED RAIDERS ON FOURTH DOWN ATTEMPTS IN 2023

Game	4th Downs	Pts. Gained	Pts. Lost	+/-
Wyoming	2-2	0	0	0
Oregon	1-2	0	3	-3
Tarleton St.	2-2	10	0	+10
West Virginia	5-8	10	3	+7
Houston	1-1	7	0	+7
Baylor	1-2	7	0	+7
Kansas State	--	--	--	--
BYU	--	--	--	--
TCU	--	--	--	--
Kansas	--	--	--	--
UCF	--	--	--	--
Texas	--	--	--	--
<b>2023 Totals</b>	<b>12-17</b>	<b>34</b>	<b>6</b>	<b>+28</b>
<b>2022 Totals</b>	<b>33-52</b>	<b>129</b>	<b>51</b>	<b>+78</b>
<b>2022 thru 7 Games</b>	<b>20-32</b>	<b>79</b>	<b>27</b>	<b>+52</b>

## NEWS AND NOTES ON THE OFFENSE

- Texas Tech had scored first in five of six games this season and 12 of 19 games now under **Joey McGuire after finding the end zone via a 13-yard scoring strike from Behren Morton to Coy Eakin**, the first of the latter's career. It marked the fourth time this season and the second time in as many weeks Texas Tech has scored on its opening drive.
- Texas Tech led in time of possession for the first time this season against Baylor and the ninth time under **Joey McGuire**. The Red Raiders are now 7-2 in those games.
- **Myles Price** leads all returning Red Raiders in career receptions and receiving yards as he has caught 145 passes

for 1,612 yards over the previous three-plus seasons. Price, who has totaled at least 500 receiving yards each of the past two seasons, leads the Red Raiders with four receiving touchdowns this season with his most recent being a leaping grab from 11 yards out versus Houston. He currently ranks tied for second in the Big 12 with four receiving touchdowns.

■ Price recorded at least 10 receptions for the second time in his career at Baylor as he received half of Texas Tech's passing targets (26) in the win, finishing with 10 catches for 90 yards. Of that total, 63 yards came after the catch, which marked the most by a red Raider since **Xavier White** had 82 versus West Virginia a year ago.

■ **Xavier White** has succeeded as both a running back and wide receiver over his Texas Tech career. Now in his final season, White is one of only two Red Raiders since 2000 to record multiple games with at least 100 rushing yards as well as two more 100-yard receiving performances. He joined **Taurean Henderson** on that list.

■ Texas Tech's tight end room has produced five of its 15 passing touchdowns this season with two going to both **Mason Tharp** and **Baylor Cupp** and the other to **Jayden York**. Texas Tech has to have two of the lengthiest passing threats in the country in the 6-9 Tharp and 6-6 Cupp, the latter of which hauled in two touchdowns this past weekend at Baylor. Tharp, meanwhile, Tharp previously caught four passes for 37 yards and a score versus Oregon and followed with three catches for 43 yards and another touchdown versus Tarleton State.

■ Texas Tech has protected the ball much better this season as the Red Raiders have eight turnovers, their lowest total through six games since 2019 and five less than their total at this time a year ago.

■ **Jerand Bradley** ranks second on the team with 22 receptions for 252 yards and three touchdowns this season. Bradley, a preseason All-Big 12 pick, matched his career high with eight receptions in the season opener at Wyoming, finishing with 88 yards and a touchdown before adding five catches for 83 yards and another score versus Oregon. Bradley led all Big 12 freshmen and ranked third among FBS freshmen for receiving yards overall in 2022.

## PLENTY OF EXPERIENCE BACK UP FRONT

■ If there was a perceived weakness to the Red Raider offense in 2022, it was the inexperience along the offensive line as offensive coordinator **Zach Kittley** and offensive line coach **Stephen Hamby** were looking to reshape a unit that lost three starters from the previous year. Texas Tech's 141 career starts among its offensive line entering the 2023 season ranked sixth in the FBS and second in the Big 12, only behind Houston. The Red Raiders also boasted 209 games played among its offensive linemen, a figure that led the Big 12 and ranked 10th in the FBS.

■ The offensive line is coming off possibly their best two performances of the season as Texas Tech averaged 212.5 rushing yards against both Houston and Baylor and allowed only one sack in each win.

## NCAA FBS OFFENSIVE LINE LEADERS IN CAREER STARTS

School	Starts
Florida State	214
Duke	179
Hawaii	178
Michigan	147
Houston	145
Texas Tech	141
West Virginia	132
Oklahoma State	130
Kansas	128

\* starts are reflective of totals entering 2023 season.



## THE TONY & JAYLON SHOW

Texas Tech boasts one of the top interior defensive line duos in the country with **Jaylon Hutchings** and **Tony Bradford Jr.**, who have combined to make 83 starts between the two with 290 tackles, 52.0 tackles for loss and 22.0 sacks. Hutchings has made 52-consecutive starts entering this weekend, which is the second-longest active streak in the FBS only behind Troy defensive back Dell Pettus (53).

Hutchings is on pace for potentially the best season of his career as he already has 6.5 tackles for loss, which matches his previous season high from 2021. Hutchings recorded 50 tackles on his own a year ago which led all down-linemen, to go along with 5.5 tackles for loss and 1.5 sacks.

### INSIDE THE NUMBERS WITH TONY & JAYLON

Name	GP	GS	TKLS	TFL	Sacks
Tony Bradford Jr.	48	52	118	27.0	12.0
Jaylon Hutchings	56	31	172	25.0	10.0
Totals	104	83	290	52.0	22.0

## DEFENSIVE NOTEBOOK

### ADD "RB" TO HIS NAME

■ Not many defensive linemen in college football have a carry on their career stat sheet, let alone three. **Jaylon Hutchings** can proudly boast he might be the rare exception, however, as he was used on two offensive snaps during the regular-season finale against Oklahoma a year ago. On the first play, he was targeted on a pass attempt that was out of his reach, but on the very next play, Hutchings rushed the ball for a 1-yard touchdown. He also totaled nine yards on the ground in 2019 as part of two fake punt attempts. Hutchings, a former running back despite his size at Forney High School, was included prior to each of the last two seasons on the annual "Freaks List" column by Bruce Feldman of *The Athletic*.

### THE MAYOR

■ Now in his fifth year in Lubbock, **Tony Bradford Jr.** has earned a new nickname by head coach **Joey McGuire**: "The Mayor." The nickname is a result of Bradford's consistent presence in the West Texas community, a distinction that earned him national recognition last season as part of the Allstate AFCA Good Works Team. Bradford became the fourth Red Raider student-athlete all-time to be recognized on the Good Works Team.

■ Bradford is the driving force behind a Texas Tech football program that has committed more than 3,500 hours of community service the past three years alone, contributing to visits to local elementary and junior high schools, the Ronald McDonald House, the Texas Boys Ranch, South Plains Food Bank, Habitat for Humanity, Burgers and Badges and area children's homes.

■ In addition to his role in the community, Bradford has taken steps to advance his future career in law enforcement by serving as a security guard with the Texas Tech Police Department. Bradford, who lists becoming a police chief as his goal after football, has worked with the police department each of the past four springs to gain valuable knowledge of the profession. During the spring, Bradford will often go from a morning workout, to a class to potentially riding along with a member of the Texas Tech police department to protect his peers on campus.

■ Bradford was named the "honorary mayor" of Lubbock by actual city of Lubbock Mayor Tray Payne on Dec. 28, 2022, prior to the Red Raiders' victory over Ole Miss in the Texas Bowl. Bradford has since visited City Hall this past offseason in addition to being a regular at community events involving law enforcement agencies.

### WHAT IS THE STAR POSITION?

■ If you ask **C.J. Baskerville** what the "star" position stands for in **Tim DeRuyter's** defensive scheme, he'll give you a short answer. It's intended for a "football player." The statement actually perfectly describes the traits necessary as the position regularly morphs from a nickel or safety in terms of responsibility to even an outside linebacker or extra rusher in certain situations.

■ After two seasons at San Diego State, Baskerville is already in the midst of his best collegiate season as he had 32 tackles in five games, including 3.5 for a loss. He is already seven tackles shy of his career high for tackles entering the back half of the season, while his 3.5 tackles for loss are one more than his combined career total with the Aztecs.

■ Baskerville's performance thus far follows the first-year success DeRuyter's system experienced a year ago with **Marquis Waters**, who ranked second in the FBS among defensive backs with 13.0 tackles for loss.

### OLB ROOM A SPECIALTY OF DERUYTER

■ After losing a top-10 draft pick in **Tyree Wilson**, Texas Tech will rely on the tandem of **Myles Cole** and **Steve Linton** to pair on the outside of interior defensive linemen **Tony Bradford Jr.** and **Jaylon Hutchings**. Cole resembles Wilson in size, measuring 6-6, 285 pounds with a wingspan at 86 inches, which is slightly longer than Wilson's impressive numbers from the NFL Combine (35 5/8-inch wingspan). Cole can also bend and move around tackles as the Texas Tech strength staff clocked him with a max speed of 20.3 mph this past summer. Cole currently ranks second on the team with 2.5 sacks this season as part of 18 tackles through six games.

■ In addition, Texas Tech brings back sophomore **Joseph Adedire**, who made six starts late in the 2022 season as only a true freshman, as well as senior **Bryce Ramirez** and sophomores **Charles Esters III** and **Terrell Tilmon**. Returning outside linebacker **Isaac Smith**, who emerged late in the 2022 season as one Texas Tech's top young prospects, has already been declared as out for the season with an injury.

■ Wilson, who was selected seventh overall by the Las Vegas Raiders, became the third rush end type player to be selected within the first 10 picks of the NFL Draft during defensive coordinator **Tim DeRuyter's** career. DeRuyter has coached 17 NFL Draft selections during his career now, which includes a pair of other defensive ends/edge linebackers like Wilson who were selected in the first round such as **Kayvon Thibodeaux** at Oregon and **Von Miller** at Texas A&M.

## DEFENSIVE STAT NOTABLES

### CAREER 10+ TACKLE GAMES

#### Jesiah Pierre (2)

Date	Tackles	Opponent
Sept. 2, 2023	14	Wyoming
Sept. 23, 2023	12	West Virginia

#### Dadrion Taylor-Demerson (1)

Date	Tackles	Opponent
Sept. 9, 2023	12	Oregon

#### Ben Roberts (3)

Date	Tackles	Opponent
Sept. 9, 2023	12	Oregon
Sept. 23, 2023	11	West Virginia
Sept. 30, 2023	10	Houston

#### Tyler Owens (1)

Date	Tackles	Opponent
Sept. 30, 2023	10	Houston

### GAME-BY-GAME TACKLE LEADERS

Opponent	Tackles	Player
Wyoming	14	Jesiah Pierre
Oregon	12	Taylor-Demerson/Roberts
Tarleton State	6	C.J. Baskerville/Ty Kana
West Virginia	12	Jesiah Pierre
Houston	10	Owens/Roberts
Baylor	7	Ben Roberts

Kansas State

BYU

TCU

Kansas

UCF

Texas

## NEWCOMER TRACKER

### TRANSFERS

	GP/GS
OL #53 Rusty Staats (Sr.)	6/6
DB #12 Braylyn Lux (Sr.)	6/4
OLB #7 Steve Linton (Sr.)	6/3
WR #10 Drae McCray (Jr.)	6/0
K #38 Reese Burkhardt (Jr.)	6/0
OLB #45 Terrell Tilmon (So.)	6/0
DL #5 Quincy Ledet Jr. (Sr.)	6/0
DB #9 C.J. Baskerville (Jr.)	5/4

### TRUE FRESHMEN

	GP/GS
DB #27 Brenden Jordan	6/2
DB #25 Chapman Lewis	5/0
=====	
DB #28 Jordan Sanford	4/0
LB #35 Miquel Dingle Jr.	4/1
OLB #19 Dylan Spencer	4/0
DL #94 Brayton Rigsby	1/0
DL #51 Jayden Cofield	1/0



## TEXAS TECH BOWL HISTORY

Texas Tech is looking to make its 40th postseason bowl appearance this season, which ranks among the top-25 programs all-time in bowl games played. The Red Raiders rank tied for third among current Big 12 Conference programs in bowl appearances.

SCHOOL	APPEARANCES
1. Alabama	70
2. Texas	58
Georgia	58
4. USC	56
Oklahoma	56
6. Tennessee	55
7. Nebraska	53
LSU	53
Ohio State	53
10. Penn State	52
11. Michigan	50
12. Florida	49
13. Florida State	47
13. Georgia Tech	46
Auburn	46
16. Arkansas	44
Clemson	44
18. Miami (Fla.)	43
Texas A&M	43
20. Washington	41
21. Texas Tech	40
Mississippi	40
West Virginia	40
BYU	40
25. Notre Dame	39

## MILESTONE VICTORIES

Texas Tech entered the 2023 season with 590 victories in its 98 complete seasons of football.

NO.	DATE	SCORE	OPPONENT	PLACE
1	Oct. 17, 1925	30-0	Montezuma	Lubbock
50	Sept. 29, 1934	24-7	McMurry	Lubbock
100	Oct. 3, 1941	16-6	Oklahoma A&M	Stillwater
150	Nov. 26, 1949	23-13	Hardin-Simmons	Lubbock
200	Sept. 17, 1960	38-14	West Texas State	Lubbock
250	Oct. 10, 1970	21-7	Texas A&M	College Station
300	Sept. 10, 1977	17-7	Baylor	Waco
350	Nov. 7, 1987	36-35	TCU	Lubbock
400	Dec. 27, 1995	55-41	Air Force	Tucson, Ariz.
450	Aug. 30, 2003	58-10	SMU	Lubbock
500	Nov. 1, 2008	39-33	No. 1 Texas	Lubbock
550	Nov. 14, 2015	59-44	Kansas State	Lubbock

Current All-Time Victories: 590 wins

## THE BRAND ON TEXASTECH+

The Brand is more than just a saying. It's a lifestyle. See how it played out for Joey McGuire and his program throughout preseason camp through The Brand: Season Two, airing now on TexasTech+, the official digital platform of Texas Tech Athletics. The new platform is available on AppleTV, Roku and any Amazon platform and features behind-the-scenes content from the Red Raiders and every Texas Tech program.

**TEXASTECH+**

## PUTTING OUT THE FIRE

■ Texas Tech was one of the most-successful teams nationally in 2022 in limiting opponents in the red zone, all part of a philosophy by **Joey McGuire** and **Tim DeRuyter** to challenge the defense to "put out the fire." By putting out the fire, the Red Raiders strive to either create a takeaway, force a fourth-down stop or keep their opponent to only a field goal.

■ The Red Raiders, ultimately, led the Big 12 and ranked ninth in the FBS for red zone defense in 2022 after opponents scored in 43-of-58 trips inside the 20.

■ While no points are obviously the preference, Texas Tech was among the top teams in the country in limiting opponents to only a field goal. In fact, 16 of the 43 red zone conversions by opponents were the result of a field goal, which led all power-five schools and ranked fourth in the FBS.

■ Texas Tech's red-zone stats can be deceiving again this season as opponents have put up points in 18-of-21 appearances inside the 20-yard line. Eight of those occurrences, though, have been the result of a field goal, which ranks tied for fifth in the FBS and second in the Big 12 only behind this weekend's opponent Kansas State.

■ Texas Tech's opponents have found the end zone only 10 times in 21 trips to the red zone so far this season, a 47.6 percentage that is on pace to its 2022 numbers in DeRuyter's debut season. Baylor moved inside the Texas Tech 20 yard line three times this past weekend before settling for only six points thanks to a pair of field goals.

### RED RAIDER RED ZONE DEFENSE UNDER DERUYTER

Year	RZ Att.	RZ Scores	TD	TD PCT.	FG	FG PCT.
2023	21	18	10	47.6	8	38.1
2022	58	43	27	46.6	16	27.6
TOTALS	79	61	37	46.8	24	30.4

## MAJOR SIZE IN THE SECONDARY

■ It's really hard not to like the size Texas Tech has in the secondary this season in 6-3 corners **Malik Dunlap** and **Rayshad Williams** as well as two rangy safeties in **C.J. Baskerville** and **Tyler Owens**. Baskerville also measures at 6-3 in height, while Owens is 6-2, giving Texas Tech what has to be one of the tallest secondaries in college football.

■ Dunlap, an All-Big 12 second team selection in 2022, leads the team with three interceptions so far this season as he picked off two passes versus Tarleton State, returning the first 52 yards for Texas Tech's opening touchdown, and added another at West Virginia. Dunlap became the first Red Raider to intercept two passes in a game since **Douglas Coleman III** did so at Arizona in 2019. His pick-six was the first by a Red Raider since **Marquis Waters** found the end zone versus Florida International in 2021. He is the first Red Raider to combine for three interceptions over a two-game span since Coleman had the same total versus Oklahoma State and Baylor in 2019. Dunlap enters this weekend ranked tied for seventh in the FBS for total interceptions and second in the Big 12 behind only Iowa State's **Jeremiah Cooper**.

■ Dunlap and Williams are two of three regular starters back for the Red Raiders in the secondary, joining fellow super senior **Dadrion Taylor-Demerson**, who has made 30 starts over his career and currently ranks third on the team with 35 total tackles despite missing majority of the win over Houston.

■ Owens, meanwhile, made two starts a year ago, including in the TaxAct Texas Bowl where he matched his career high with six tackles to go along with his first career interception. He snapped that career high for tackles with 10 stops against Houston. Owens ranked 29th on the annual Freaks List compiled by *The Athletic's* Bruce Feldman due to his overall athleticism with a vertical jump over 40 inches and a clocked running speed at more than 23 miles per hour in a game.

## NEWS AND NOTES ON THE DEFENSE

■ Texas Tech is allowing 23.0 points per game through the first six weeks, marking its lowest average to start a season since 2013. The strong start continues its improvements under second-year coordinator **Tim DeRuyter**, who helped guide the Red Raiders to only allowing 29.2 points per game in 2022, their lowest average in more than a decade.

■ The victory over Baylor marked the fifth time Texas Tech has held an opponent to under 20 points under **Tim DeRuyter** and the third time to do so in a Big 12 contest. The Red Raiders are now a perfect 5-0 in those games.

■ Texas Tech limited Baylor to only 17 rushing yards on 30 attempts, which marked the second-fewest rushing yards by a Big 12 opponent all-time for the Red Raiders and their fewest since limiting Kansas to only 11 yards on the ground in 1997.

■ The Red Raiders are giving up 126.2 rushing yards per game through the front half of the schedule, which if that holds, would rank as their lowest season average since opponents averaged only 118.9 yards per game on the ground in 1998.

■ Texas Tech has eliminated explosive running plays thus far this season with only one attempt going at least 20 yards through six games. The Red Raiders are one of eight schools nationally and the only Big 12 program to allow only one rushing attempt of 20 or more yards this season.

■ Texas Tech has surrendered only four touchdowns on the ground this season, which ranks tied for 19th nationally and fifth in the Big 12. The Red Raiders have only given up one touchdown on the ground in three Big 12 contests.

■ The Red Raiders forced four fumbles in the win over Baylor, recovering one of those on a **Steve Linton** strip-sack. It marked the most forced fumbles in a game by Texas Tech since creating four at Oklahoma State in 2020.

■ Speaking of Linton, the senior's career-high three sacks versus Baylor are the most in the Big 12 this season and rank third on the NCAA FBS single-game list through the first half of the year. He is the first Red Raider to record 3.0 or more sacks in a game since **Jordyn Brooks** had the same total in a home win over Oklahoma State in 2019. Linton knocked the ball loose on two of his sacks as the Red Raiders recovered one of those, setting up a key field goal to lead 17-3 at the half. Linton was the first Red Raider to force two fumbles in a game since **Colin Schooler** against Oklahoma State in 2020. He is the only Big 12 player this season to cause two or more fumbles as well.

■ **Jesiah Pierre** ranks second on the team with 43 tackles despite missing the entire Houston game. Pierre, who moved from an outside linebacker to the inside this offseason, currently ranks second in the Big 12 and 24th nationally for solo tackles per game (5.0). He also ranks fourth in the conference for total tackles per contest (8.6). He set a new career high with 14 stops alone in the season opener versus Wyoming and then added his second career game with 10 or more stops with 12 at West Virginia.

■ **Ben Roberts** has emerged as one of Texas Tech's top tacklers this season as he leads the team with 45 stops. Roberts, who ranks 11th in the Big 12 for tackles per game (7.5), has made 10 or more stops in three of the past five games since moving into a starting role against Oregon. He added his first career interception at Wyoming.

■ Roberts isn't the only younger Red Raider making a difference defensively as sophomore **Charles Esters III** had four tackles, including a career-high 2.0 sacks and first forced fumble, while fellow sophomore **E'Maurion Banks** notched a career-high four stops of his own in his return to the field.

■ **Miquel Dingle Jr.** made his first career start at linebacker versus Houston, finishing with four tackles, including one for a loss. He joins **Joseph Addire** from 2022 as true freshmen who have started defensively under **Joey McGuire**.

## THE BEST PUNTER IN ALL THE LAND

Already a fixture in the Big 12 and Texas Tech record books, **Austin McNamara** will look to wrap his Red Raider career this season by placing his name among the all-time NCAA FBS leaders for punting. McNamara's current 46.11 career punting average ranks sixth all-time in FBS history among punters with 150-249 career attempts. His average would snap the FBS record for punters with at least 250 career attempts. McNamara needs 35 more punts to qualify for that list. McNamara currently ranks fourth in the Big 12 after averaging 48.7 yards per punt this season.

### NCAA PUNTING AVERAGE ALL-TIME LEADERS (150-249 CAREER PUNTS)

1. Ryan Stonehouse (Colorado State, 2017-21)	47.77
...	
5. Drew Kaser (Texas A&M, 2011-15)	46.20
6. Austin McNamara (Texas Tech, 2019-present)	46.11
7. Bryce Baringer (Michigan State, 2018-22)	46.00
8. Max Duffy (Kentucky, 2018-20)	45.96
9. Trevor Daniel (Tennessee, 2015-17)	45.93



## SPECIAL TEAMS NOTEBOOK

### MORE RECORD BOOK TALK...

- **Austin McNamara** is already a fixture as one of the top punters in history as he is the school and Big 12 record holder for single-season punting average (48.2 in 2021) and longest punt (87). Following the 2022 campaign, McNamara has four of the top eight single-season averages in program history.
- McNamara booted 42 punts for 2,023 yards in 2021 to smash the previous Texas Tech single-season record of 46.8 that was set by **Mark Bounds** in 1991. He is on pace to break that record again with his 48.7 average through six games.
- The Arizona native will look to cement his name as the top punter in conference history as he is on pace to snap the Big 12 career record of 45.9 yards per punt that was set by Oklahoma State's Quinn Sharp from 2009-12. McNamara, who is averaging 46.1 yards per punt, himself, over the last four-plus seasons, is also on pace to easily shatter the Texas Tech career record of 43.7 yards an attempt that was set by **Taylor Symmank** following the 2015 campaign.
- By bombing eight punts of at least 50 yards in a single game, McNamara set a new single-game FBS record on Nov. 20, 2021 against Oklahoma State. The performance broke the previous FBS record of seven that was set by Colorado's Mark Mariscal in a 2002 home game against Southern California.
- McNamara set social media on fire in 2020 with his booming 87-yard punt against West Virginia, which marked the longest by an FBS kicker since 2017 and the longest in Texas Tech and Big 12 history. McNamara broke the Texas Tech single-game record for the longest punt that was previously set by **R.W. Moyers** in 1945 against West Texas State.

### MCNAMARA vs. RAY GUY WINNERS

- Over the course of his illustrious career, one accolade has somehow eluded McNamara: being named a finalist for the prestigious Ray Guy Award. That fact is disappointing knowing McNamara's numbers historically have measured up to the eventual winner of college football's top punting award.
- In its 23 years of existence, the Ray Guy Award has never presented its trophy to a winner who did not average at least 44.0 yards per punt that season. McNamara has compiled at least a 44.3 average in all four seasons as a Red Raider and is averaging 46.1 yards per attempt over his career, which is higher than seven previous winner's single-season total.
- McNamara averaged a school and Big 12 record 48.2 yards per punt as a junior in 2021, which is a higher average than all but two previous winners of the Ray Guy Award - Matt Araiza of San Diego State in 2021 (51.2) and Braden Mann of Texas A&M in 2018 (51.0). His average matched the clip of 2002 winner, Mark Mariscal of Colorado. His current single-season average

of 48.7 yards would also rank third all-time among Ray Guy Award winners.

- According to the NCAA FBS record book, McNamara's current career average of 46.11 yards per punt is higher than all 20 previous winners of the Ray Guy Award. Max Duffy, the 2019 winner of the award, totaled a 45.96 average over his three seasons at Kentucky to rank just behind McNamara.
- McNamara's longest career punt of 87 yards is longer than any other previous winner of the Ray Guy Award. In fact, only four other previous winners had a punt go at least 80 yards in the year he won the award.

### GARCIA TAKES OVER KICKING DUTIES

- **Gino Garcia** is now 8-for-12 on field goal attempts this season as he has made each of his last six attempts over the past five games. Garcia, who arrived at Texas Tech prior to the 2022 season following three seasons at Houston Baptist (now known as Houston Christian), is a perfect 5-for-5 from inside 39 yards as all four of his misses have come from 40 yards or longer this season.
- For his career, Garcia has connected from 48 yards or longer seven times now in his career, including a career-long 59-yarder at Houston Baptist in 2021 and a 54-yarder for the Red Raiders earlier this season at Wyoming.
- Garcia, who was a 2021 first team honoree on the All-Southland Conference, is now 40-for-58 on field goal attempts over his career. He was 9-for-10 on attempts for the Huskies in 2021 prior to transferring to Texas Tech.

### NEWS & NOTES ON SPECIAL TEAMS

- In addition to Garcia, Texas Tech tabbed **Reese Burkhardt**, a transfer from UAB, to handle kickoff duties. Burkhardt, known for a strong leg, has sailed 24 of his 38 kickoff attempts for touchbacks thus far this season (63.2 percent).
- Texas Tech has blocked six kicks now under head coach **Joey McGuire** and special teams coordinator **Kenny Perry**. Four of those blocks came in 2022 as the Red Raiders ranked tied for 10th in the FBS. The four blocks matched the most in a season for the Red Raiders during the Big 12 era with the 2000 and 2020 squads, respectively.
- **Loic Founji's** blocked punt for a TD versus Houston marked his second special teams score in a six-game span with the other being his kick return against Ole Miss in the Texas Bowl.
- Perry's special teams units have ranked among the nation's best through the first half of the season as the Red Raiders rank four in the FBS for punt return average (22.75), fifth for blocked kicks (2), eighth for kickoff return average (28.0) and 12th for net punting (43.3).

## THE MCNAMARA RECORD BOOK

### TEXAS TECH SINGLE-GAME LONGEST PUNTS

1. Austin McNamara vs. West Virginia (2020)	87
2. R.W. Moyers vs. West Texas State (1945)	85
3. David Kuykendall vs. Arkansas (1975)	79
4. Buddy Hill vs. Tulsa (1954)	78
Ken Vinyard vs. Kansas (1966)	78
Johnny Odom vs. Boston College (1971)	78
Mark Bounds vs. Texas (1991)	78
8. Robert King vs. Rice (1992)	77
Robert King vs. Texas A&M (1993)	77
10. Johnny Odom vs. SMU (1970)	76
11. Johnny Odom vs. Texas (1970)	75
Maury Buford vs. Texas A&M (1978)	75
Robert King vs. Wyoming (1992)	75

### TEXAS TECH SINGLE-SEASON AVERAGE LEADERS

- Austin McNamara (2023)	48.7
1. Austin McNamara (2021)	48.2
2. Mark Bounds (1991)	46.8
3. Austin McNamara (2020)	46.3
4. Taylor Symmank (2015)	46.0
5. Alex Reyes (2006)	45.2
6. Austin McNamara (2019)	45.0
7. Maury Buford (1981)	44.8
8. Austin McNamara (2022)	44.3
9. Maury Buford (1978)	44.1
10. Ryan Erxleben (2013)	43.0
Alex Reyes (2003)	43.0

### TEXAS TECH CAREER AVERAGE LEADERS

- Austin McNamara (2019-Present)	46.1
1. Taylor Symmank (2012-15)	43.7
2. Alex Reyes (2003-06)	43.3
3. Maury Buford (1978-81)	43.2
4. Robert King (1992-93)	42.6
5. Ryan Erxleben (2009, 2011-13)	41.9

### BIG 12 CONFERENCE SINGLE-GAME LONGEST PUNTS

1. Austin McNamara vs. West Virginia (2020)	87
2. Michael Turk (OU) vs. Texas (2021)	85
Tress Way (OU) vs. Utah State (2010)	85
4. Sam Koch (Neb) vs. Pittsburgh (2005)	84
5. Curtis Ansel (KU) vs. Baylor (2002)	83

### BIG 12 CAREER AVERAGE LEADERS (min. 100 punts, 2 seasons)

1. Austin McNamara (2019-Present)	46.1
2. Quinn Sharp (Oklahoma State, 2009-12)	45.9
3. Michael Dickson (Texas, 2015-17)	45.3
4. Daniel Sepulveda (Baylor, 2003-06)	45.2
5. John Torp (Colorado, 2002-05)	44.9
6. Shane Lechler (Texas A&M, 1996-99)	44.7
7. Justin Brantly (Texas A&M, 2005-08)	44.4
8. Trevor Pardula (Kansas, 2013-14)	44.0
Tress Way (Oklahoma, 2009-12)	44.0
10. Nick O'Toole (West Virginia, 2013-15)	43.9

### BIG 12 SINGLE-SEASON AVERAGE LEADERS (min. 40 punts)

1. Austin McNamara (2021)	48.2
2. Mark Mariscal (Colorado, 2002)	47.6
3. Michael Dickson (Texas, 2017)	47.4
Michael Dickson (Texas, 2016)	47.4
5. Shane Lechler (Texas A&M, 1997)	46.9
6. Cameron Dicker (Texas, 2021)	46.7

## JONES AT&amp;T STADIUM

## STADIUM QUICK FACTS

First Game	Nov. 29, 1947
Result	Tech 14, Hardin Simmons 6
All-Time Stadium Record	273-151-6
First Game on Artificial Turf	Sept. 12, 1970
Result	Tech 21, Tulane 14
2023 Capacity	56,200
Surface (Year of Installation)	Hellas Matrix Helix (2023)
Luxury Suites	85
Club Seats	1,644
Winning Seasons	60

## HOME RECORDS

Most Points in Season	367 (2005)
Fewest Points in Season	20 (1928)
Most Points (Game)	120 vs. Wayland (1925)
Most Points Since 1950	80 vs. Sam Houston St. (2005)
Most Opponent Points	70, vs. Oklahoma St. (2015)
Most Combined Points	125 (OU 66, Tech 59, 2016)
Largest Margin of Victory	120, vs. Wayland (1925)
Largest Margin of Victory (Since 1950)	77-0, vs. Lamar (2018)
Home Wins in a Season	7 (1965, 2005, 2008)
Home Losses in a Season	5 (1944*, 1950)
Longest Home Winning Streak	13 Games (1939-42)*
Longest Home Losing Streak	6 Games (1943-44)*
Average Home Attendance	58,934 (2014)
Average Home Student Attendance	11,249 (2013)

\* indicates time period before Jones AT&T Stadium

## LARGEST CROWDS IN HISTORY

Attend	Game	Season
61,836	Tech vs. Oklahoma State	2013
61,283	Tech vs. TCU	2015
60,997	Tech vs. Texas State	2013
60,975	Tech vs. Texas	2022
60,961	Tech vs. Texas	2014
60,901	Tech vs. Oklahoma State	2017
60,879	Tech vs. Texas	2012
60,803	Tech vs. Texas	2016
60,800	Tech vs. Oklahoma	2012
60,778	Tech vs. Central Arkansas	2014
60,705	Tech vs. Baylor	2022
60,478	Tech vs. Oklahoma	2016
60,454	Tech vs. Oklahoma	2018
60,454	Tech vs. Texas	2018
60,454	Tech vs. Texas	2010
60,454	Tech vs. Oklahoma State	2010
60,277	Tech vs. Arkansas	2014
60,097	Tech vs. Stephen F. Austin	2016
60,073	Tech vs. Sam Houston State	2015
59,260	Tech vs. Iowa State	2011
59,014	Tech vs. Oklahoma	2014
58,955	Tech vs. New Mexico	2012
58,702	Tech vs. TCU	2013
58,547	Tech vs. Arizona State	2017
58,502	Tech vs. West Virginia	2014
58,416	Tech vs. Texas A&M	2011
57,733	Tech vs. Texas A&M	2009
57,528	Tech vs. SMU	2010
57,515	Tech vs. Louisiana Tech	2016
57,367	Tech vs. Iowa State	2013
57,205	Tech vs. Oklahoma State	2011
57,045	Tech vs. Iowa State	2017



## A \$230 MILLION INVESTMENT

## FUTURE HOME OF TEXAS TECH FOOTBALL

■ Texas Tech announced its largest investment into the Red Raider football program to date in July 2022 as the athletics department unveiled plans for a more than \$230 million facilities project to construct a new south end zone building to Jones AT&T Stadium, which will connect to the new Dustin R. Womble Football Center. The newly-constructed facilities will include over 300,000 combined square feet and blend world-class modern design and technology elements with Spanish architecture well known to Texas Tech supporters.

■ Construction crews officially began work on the project on Nov. 27, 2022, the day following Texas Tech's victory over Oklahoma to close the regular season. The first task was the removal of the historic Double T Scoreboard, the historic landmark that had rested atop the south end zone building since 1978. Construction will move solely into the south end zone area beginning in August in order to prepare for the 2023 season.

■ Texas Tech will relocate its coaches' offices to the third floor of the south end zone, which will overlook Cody Campbell Field at Jones AT&T Stadium and connect to both the Womble Football Center and the Sports Performance Center through a skybridge. Plans are for the Womble Football Center to be constructed on the same land that currently occupies the present Football Training Facility, featuring two stories in height as well as the expansion to Sixth Street to further increase the overall square footage of the facility.

■ Texas Tech will maintain its football strength and conditioning, sports medicine and equipment areas on the main level of the Womble Football Center as part of the new layout. The second floor will connect to the skybridge, housing many of the football program's meeting spaces, including individual position rooms and the Spike Dykes Team Meeting Room. This floor will also feature a revolutionary 6,000-plus square foot multi-purpose walkthrough area designed to allow for large-scale indoor team strategy implementation, instruction and technique evaluation.

■ Between the south end zone project and the Womble Football Center, the two facilities will contain space for both recruiting and players' lounges, a new player locker room, a television studio for gameday and social media content as well as a significant investment into technology through digital signage and displays.

## NEW TURF, LIGHTS AMONG 2023 ADDITIONS

■ In addition to the progress already made on the south end zone and Womble Football Center, Texas Tech has two additional enhancements already completed for the 2023

season as it installed a new artificial playing surface as well as a new LED lighting system this summer. The two projects are an estimated \$2.2 million.

■ Texas Tech contracted the services of Hellas for its next playing surface, which will be its Matrix Helix® turf, the company's latest technology that has been installed recently at several NFL facilities, namely The Star in Frisco and AT&T Stadium (Dallas Cowboys), SoFi Stadium (Los Angeles Rams), Allegiant Stadium (Las Vegas Raiders) and the University of Kansas Health System Training Complex of the Kansas City Chiefs.

■ The new lighting system, meanwhile, was designed by Musco, using its Total Light Control technology. This will provide Texas Tech the ability to utilize choreographed patterns designed to music during its pregame entertainment, in-between quarters and after touchdowns. The lighting system will greatly enhance the in-game fan experience, especially under the Jones AT&T Stadium lights where the Red Raiders have traditionally boasted one of the nation's top homefield advantages.

## MORE THAN \$100 MILLION IN DONATIONS


■ Director of Athletics Kirby Hocutt announced for the first time Aug. 23 that Texas Tech had reached its \$100 million milestone in fundraising for the transformative project. Despite already reaching its primary fundraising goal, Texas Tech will continue to seek philanthropic gifts to the project in order to help offset the remaining overall cost that was being funded by athletics department bonds and future revenue.

■ Fundraising for the project was boosted in October 2021 with Texas Tech University System Board of Regents member Dustin R. Womble provided a \$20 million lead gift that was the largest one-time gift, at the time, in athletics department history. Womble previously provided more than \$10 million to fund Texas Tech's state-of-the-art basketball practice facility that bears his name, which opened in May 2021 across from United Supermarkets Arena. He is the largest athletics donor in history.

■ Fellow Board of Regents member Cody Campbell, a former letterwinner for the Red Raiders under Mike Leach, followed with a \$25 million gift on Dec. 2, 2021. In recognition of the gift, Texas Tech named the Jones AT&T Stadium playing surface Cody Campbell Field in honor of the largest one-time contribution in the history of the athletics department. Campbell is a fourth-generation Red Raider who earned multiple All-Big 12 and Academic All-Big 12 honors during his playing career as an offensive lineman from 2001-04.



## TEXAS TECH COACHING STAFF

**ZACH KITTLEY**

Offensive Coordinator/Quarterbacks  
2nd Season at Tech  
Game Day Location: Sideline

**Career Breakdown:** Kittley returned to his alma mater to put together a strong debut season as the Red Raiders averaged 34.2 points per game and 461.4 yards of total offense per game despite using three different starting quarterbacks during the year. Kittley has worked with a pair of NFL quarterbacks during his short coaching career, first with Patrick Mahomes II at Texas Tech and then Bailey Zappe at both Houston Baptist and Western Kentucky.


Kittley has worked with a pair of NFL quarterbacks during his short coaching career, first with Patrick Mahomes II at Texas Tech and then Bailey Zappe at both Houston Baptist and Western Kentucky.

**KENNY PERRY**

Associate Head Coach/Special Teams  
Coordinator/Running Backs  
2nd Season at Tech  
Game Day Location: Sideline

**Career Breakdown:** Perry, a legendary high school head coach in the DFW metroplex, had one of the nation's top running back duos in 2022 to go with the reliability on special teams with punter Austin McNamara and kicker Trey Wolff.


Perry spent 14 years as a high school head coach, finishing 67-22 over his final seven seasons at Arlington Bowie alone. He is a former member of the THSCA Board of Directors.

**JOSH BOOKBINDER**

Inside Linebackers  
2nd Season at Tech  
Game Day Location: Pressbox

**Career Breakdown:** Bookbinder was among Joey McGuire's first hires at Texas Tech after the two previously served on the defensive staff at Baylor (2019-21). Bookbinder mentored Krishon Merriweather during his debut season on the Texas Tech staff for a Red Raider defense that allowed less than 30.0 points per game for the first time since 2009. He is the grandson of legendary Baylor head coach Grant Teaff.


Bookbinder mentored Krishon Merriweather during his debut season on the Texas Tech staff for a Red Raider defense that allowed less than 30.0 points per game for the first time since 2009. He is the grandson of legendary Baylor head coach Grant Teaff.

**ZARNELL FITCH**

Defensive Line  
2nd Season at Tech  
Game Day Location: Sideline

**Career Breakdown:** Fitch, another one-time Texas High School Coaches Association member, is no stranger to the Big 12 as he previously served in a similar role at TCU prior to his arrival in Lubbock.

Fitch has mentored 13 players who have earned All-Big 12 honors during his career, a list that features two of Texas Tech's top returners in Tony Bradford Jr. and Jaylon Hutchings, who were one of only three FBS duos to record at least 30 pressures each in 2022.

**JUSTIN JOHNSON**

Assistant Head Coach/Passing Game  
Coordinator/Receivers  
1st Season at Tech  
Game Day Location: TBD

**Career Breakdown:** Johnson is the lone new member to Joey McGuire's staff as he arrives after spending the past three seasons at Baylor. Johnson oversaw the running backs room at both Baylor and then Houston, his alma mater, in 2019, but will return to coaching wide receivers with the Red Raiders. He previously was the wide receivers coach at Kansas in 2018, the same position he starred at during his own four-year career at Houston.


Johnson oversaw the running backs room at both Baylor and then Houston, his alma mater, in 2019, but will return to coaching wide receivers with the Red Raiders. He previously was the wide receivers coach at Kansas in 2018, the same position he starred at during his own four-year career at Houston.

**TIM DERUYTER**

Defensive Coordinator  
2nd Season at Tech  
Game Day Location: Pressbox

**Career Breakdown:** DeRuyter arrived in Lubbock having served as a defensive coordinator or a head coach in each of the past 21 seasons. In his first season with the Red Raiders, Texas Tech allowed less than 30 points per game for the first time since 2009 and ranked in the top 20 nationally for tackles for loss behind future NFL first-round selection Tyree Wilson. DeRuyter was previously the head coach at Fresno State from 2012-16.


DeRuyter was previously the head coach at Fresno State from 2012-16.

**C.J. AH YOU**

Outside Linebackers  
2nd Season at Tech  
Game Day Location: Sideline

**Career Breakdown:** Ah You mentored Tyree Wilson to first team All-America honors during his debut season on the Red Raider staff as Texas Tech, behind Wilson and the emergence of Jesiah Pierre, ranked in the top 20 nationally for tackles for loss. His hiring marked his return to the Big 12 where he previously starred at Oklahoma (2005-06) before enjoying a six-year NFL career with the St. Louis Rams.


Ah You mentored Tyree Wilson to first team All-America honors during his debut season on the Red Raider staff as Texas Tech, behind Wilson and the emergence of Jesiah Pierre, ranked in the top 20 nationally for tackles for loss. His hiring marked his return to the Big 12 where he previously starred at Oklahoma (2005-06) before enjoying a six-year NFL career with the St. Louis Rams.

**JOSH COCHRAN**

Tight Ends  
2nd Season at Tech  
Game Day Location: Pressbox

**Career Breakdown:** Cochran shifted over to coach the tight ends under Joey McGuire after spending the previous two seasons as the co-offensive coordinator and offensive line coach at Austin Peay.


Cochran, who was named in July 2022 to Dave Campbell's Texas Football "40 under 40" coaches list, is a one-time THSCA member as he began his career in the prepranks at Lindale High School in East Texas.

**STEPHEN HAMBY**

Offensive Line  
2nd Season at Tech  
Game Day Location: Sideline

**Career Breakdown:** Hamby returned to West Texas following one season at Western Kentucky where he, along with new offensive coordinator Zach Kittley, helped build one of the top offenses in the country. Hamby a Texas Tech alum, starred on the offensive line as a Red Raider where he helped lead Tech to four-consecutive bowl appearances, including two trips to the Cotton Bowl. He served as a graduate assistant for Tech from 2013-15.

Hamby a Texas Tech alum, starred on the offensive line as a Red Raider where he helped lead Tech to four-consecutive bowl appearances, including two trips to the Cotton Bowl. He served as a graduate assistant for Tech from 2013-15.

**MARCEL YATES**

Passing Game Coordinator/Secondary  
2nd Season at Tech  
Game Day Location: Sideline

**Career Breakdown:** Yates, a former defensive coordinator at both Boise State and Arizona, mentored three All-Big 12 selections in 2022, including a second-team honoree in Malik Dunlap, as Texas Tech surrendered its fewest passing yards per game since 2014. Yates arrived in Lubbock from Oregon where he was the secondary and passing game coordinator during the 2021 season. He has worked alongside defensive coordinator Tim DeRuyter each of the past three seasons at both Cal and Oregon.

Yates arrived in Lubbock from Oregon where he was the secondary and passing game coordinator during the 2021 season. He has worked alongside defensive coordinator Tim DeRuyter each of the past three seasons at both Cal and Oregon.

## QUICK FACTS

## TEXAS TECH UNIVERSITY

Founded	1923
Enrollment	40,322
Nickname	Red Raiders
Chancellor	Dr. Tedd Mitchell
President	Dr. Lawrence Schovanec
Director of Athletics	Kirby Hocutt
Official Mascot	Masked Rider (horse and rider)
Unofficial Mascot	Raider Red (cartoon figure)

## TEAM HISTORY

First Season	1925
All-Time Record/Seasons	593-478-32/99th
All-Time Conference Record	285-262-10
Conference Championships	11
Bowl Appearances/Record	40 (16-23-1)

## STADIUM INFORMATION

Name	Jones AT&T Stadium
Capacity	60,454
Stadium Luxury Suites	85
Stadium Club Seats	1,644
Stadium Surface	FieldTurf (installed 2017)
Band	Goin' Band from Raiderland (400 members)

## TEAM INFORMATION

2022 Overall Record	8-5
Big 12 Record (Finish)	5-4 (4th)
Home Record	6-1
Road Record	1-4
Neutral	1-0
Lettermen Returning/Lost	45/19
Starters Returning/Lost (Offense)	10/1
Starters Returning/Lost (Defense)	6/5
Newcomers	42

## SUPPORT STAFF

Head Strength Coach	Lance Barilow (2nd Season)
Associate Strength Coach	Aaron Hall (2nd Season)
Associate Strength Coach	Brandon Lee (2nd Season)
Assistant Strength Coach	Brandyn Musgrave (2nd Season)
Assistant Strength Coach	Khalid Blount (1st Season)
Associate A.D./FB Admin.	Antonio Huffman (5th Season)
Director of FB Operations	Quintin Jordan (2nd Season)
General Manager	James Blanchard (2nd Season)
Director of Player Personnel	Brian Nance (2nd Season)
Director of Scouting	Sean Kenney (2nd Season)
Director of Player Development	Dave Martin (2nd Season)
Asst. Dir. Player Development	Sammy Morris (3rd Season)
Asst. Dir. of Ops & Recruiting	Harrison Hanna (2nd Season)
Dir. of Recruiting Operations	Kate Shealy (3rd Season)
Dir. of On-Campus Recruiting	Preslee Quisenberry (2nd Season)
Senior Offensive Analyst	Kirk Bryant (2nd Season)
Special Teams Analyst	Tyler Schovanec (2nd Season)
Defensive Quality Control	Ryan Conry (2nd Season)
Defensive Quality Control	James Lockhart (2nd Season)
Offensive Quality Control	Diego Ortiz (2nd Season)
Offensive G.A.	Lou Bunning (2nd Season)
Offensive G.A.	Trent Vasey (2nd Season)
Defensive G.A.	Jah'Shawn Johnson (2nd Season)

BIG 12 CONFERENCE STANDINGS				
	CONF	PCT.	OVERALL	STK
Oklahoma	3-0	1.000	6-0	W6
West Virginia	2-0	1.000	4-1	W4
Texas Tech	2-1	.667	3-3	W2
Kansas	2-1	.667	5-1	W1
Iowa State	2-1	.667	3-3	W1
Texas	2-1	.667	5-1	L1
BYU	1-1	.500	4-1	W1
Oklahoma State	1-1	.500	3-2	W1
Kansas State	1-1	.500	3-2	L1
TCU	1-2	.333	3-3	L2
Baylor	1-2	.333	2-4	L1
Cincinnati	0-2	.000	2-3	L3
Houston	0-2	.000	2-3	L1
UCF	0-3	.000	3-3	L3

BIG 12 UPCOMING SCHEDULE

THURSDAY, OCTOBER 12

West Virginia at Houston [FS1]	6 p.m.
--------------------------------	--------

SATURDAY, OCTOBER 14

Iowa State at Cincinnati [FS1]	11 a.m.
BYU at TCU [ESPN]	2:30 p.m.
Kansas at Oklahoma State [FS1]	2:30 p.m.
Kansas State at Texas Tech [FS1]	6 p.m.

SATURDAY, OCTOBER 21

Baylor at Cincinnati [ESPN+]	11 a.m.
UCF at Oklahoma [ABC]	11 a.m.
Oklahoma State at West Virginia [ESPN]	2:30 p.m.
Texas at Houston [FOX]	3 p.m.
Texas Tech at BYU [FS1]	6 p.m.
TCU at Kansas State [ESPN2]	6 p.m.

SATURDAY, OCTOBER 28

Iowa State at Baylor	TBA
BYU at Texas	TBA
West Virginia at UCF	TBA
Cincinnati at Oklahoma State	TBA
Houston at Kansas State	TBA
Oklahoma at Kansas	TBA

THURSDAY, NOVEMBER 2

TCU at Texas Tech [FS1]	6 p.m.
-------------------------	--------

SATURDAY, NOVEMBER 3

Houston at Baylor	TBA
BYU at West Virginia	TBA
UCF at Cincinnati	TBA
Kansas at Iowa State	TBA

OPPONENT SCHEDULES/RESULTS



WYOMING COWBOYS

5-1, 2-0 MWC  
Sept. 2 • 6:30 p.m. CT  
Laramie, Wyo.

Date	Opponent	Time/Result
Sept. 2	Texas Tech	W, 35-33 (2OT)
Sept. 9	Portland State	W, 31-7
Sept. 16	at Texas	L, 31-10
Sept. 23	Appalachian State	W, 22-19
Sept. 30	New Mexico*	W, 35-26
Oct. 7	Fresno State*	W, 24-19
Oct. 14	at Air Force*	6 p.m.
Oct. 28	at Boise State*	TBA
Nov. 3	Colorado State*	7 p.m.
Nov. 10	at UNLV*	9:45 p.m.
Nov. 18	Hawaii*	1 p.m.
Nov. 25	at Nevada*	8 p.m.



OREGON DUCKS

5-0, 2-0 Pac-12  
Sept. 9 • 6 p.m. CT  
Lubbock, Texas

Date	Opponent	Time/Result
Sept. 2	Portland State	W, 81-7
Sept. 9	at Texas Tech	W, 38-30
Sept. 16	Hawaii	W, 55-10
Sept. 23	Colorado	W, 42-6
Sept. 30	at Stanford	W, 42-6
Oct. 14	at Washington	2:30 p.m.
Oct. 21	Washington State	TBA
Oct. 28	at Utah	TBA
Nov. 4	California	TBA
Nov. 11	USC	TBA
Nov. 18	at Arizona State	TBA
Nov. 24	Oregon State	7:30 p.m.



TARLETON ST TEXANS

4-2, 1-1 UAC  
Sept. 16 • 6 p.m. CT  
Lubbock, Texas

Date	Opponent	Time/Result
Sept. 2	at McNeese	W, 52-34
Sept. 9	North Alabama	W, 52-31
Sept. 16	at Texas Tech	L, 41-3
Sept. 23	Southwest Baptist	W, 27-13
Sept. 30	at SE Louisiana	W, 14-13
Oct. 7	Southern Utah	L, 27-26
Oct. 14	at Eastern Kentucky	2 p.m.
Oct. 21	Morehead State	6 p.m.
Oct. 28	at Central Arkansas	4 p.m.
Nov. 4	Stephen F. Austin	6 p.m.
Nov. 11	at Abilene Christian	2 p.m.



WEST VIRGINIA

4-1, 2-0 BIG 12  
Sept. 23 • 2:30 p.m. CT  
Morgantown, W.Va.

Date	Opponent	Time/Result
Sept. 2	at Penn State	L, 38-15
Sept. 9	Duquesne	W, 56-17
Sept. 16	Pitt	W, 17-6
Sept. 23	Texas Tech	W, 20-13
Sept. 30	TCU	W, 24-21
Oct. 12	at Houston	8 p.m.
Oct. 21	Oklahoma State	2:30 p.m.
Oct. 28	at UCF	TBA
Nov. 4	BYU	TBA
Nov. 11	at Oklahoma	TBA
Nov. 18	Cincinnati	TBA
Nov. 25	at Baylor	TBA



HOUSTON COUGARS

2-3, 0-2 BIG 12  
Sept. 30 • 2:30 p.m. CT  
Lubbock, Texas

Date	Opponent	Time/Result
Sept. 2	UTSA	W, 17-14
Sept. 9	at Rice	L, 43-41 (2 OT)
Sept. 16	TCU	L, 36-10
Sept. 23	Sam Houston	W, 38-7
Sept. 30	at Texas Tech	L, 49-28
Oct. 12	West Virginia	6 p.m.
Oct. 21	Texas	3 p.m.
Oct. 28	at Kansas State	TBA
Nov. 4	at Baylor	TBA
Nov. 11	Cincinnati	TBA
Nov. 18	Oklahoma State	TBA
Nov. 25	at UCF	TBA



BAYLOR BEARS

2-4, 1-2 BIG 12  
Oct. 7 • 6 p.m. CT  
Waco, Texas

Date	Opponent	Time/Result
Sept. 2	Texas State	L, 42-31
Sept. 9	Utah	L, 20-13
Sept. 16	Long Island	W, 30-7
Sept. 23	Texas	L, 38-6
Sept. 30	at UCF	W, 36-35
Oct. 7	Texas Tech	L, 39-14
Oct. 21	at Cincinnati	11 a.m.
Oct. 28	Iowa State	TBA
Nov. 4	Houston	TBA
Nov. 11	at Kansas State	TBA
Nov. 18	at TCU	TBA
Nov. 25	West Virginia	TBA



K-STATE WILDCATS

3-2, 1-1 BIG 12  
Oct. 14 • 6 p.m. CT  
Lubbock, Texas

Date	Opponent	Time/Result
Sept. 2	SEMO	W, 45-0
Sept. 9	Troy	W, 42-13
Sept. 16	at Missouri	L, 30-27
Sept. 23	UCF	W, 44-31
Oct. 6	at Oklahoma State	L, 29-21
Oct. 14	at Texas Tech	6 p.m.
Oct. 21	TCU	6 p.m.
Oct. 28	Houston	TBA
Nov. 4	at Texas	TBA
Nov. 11	Baylor	TBA
Nov. 18	at Kansas	TBA
Nov. 25	Iowa State	TBA



BYU COUGARS

4-1, 1-1 BIG 12  
Oct. 21 • 6 p.m. CT  
Provo, Utah

Date	Opponent	Time/Result
Sept. 2	Sam Houston	W, 14-0
Sept. 9	Southern Utah	W, 41-16
Sept. 16	at Arkansas	W, 38-31
Sept. 23	at Kansas	L, 38-27
Sept. 29	Cincinnati	W, 35-27
Oct. 14	at TCU	2:30 p.m.
Oct. 21	Texas Tech	6 p.m.
Oct. 28	at Texas	TBA
Nov. 4	at West Virginia	TBA
Nov. 11	Iowa State	TBA
Nov. 18	Oklahoma	TBA
Nov. 25	at Oklahoma State	TBA



TCU HORNED FROGS

3-3, 1-2 BIG 12  
Nov. 2 • 6 p.m. CT  
Lubbock, Texas

Date	Opponent	Time/Result
Sept. 2	Colorado	L, 45-42
Sept. 9	Nicholls	W, 41-6
Sept. 16	at Houston	W, 36-10
Sept. 23	SMU	W, 34-17
Sept. 30	West Virginia	L, 24-21
Oct. 7	at Iowa State	L, 27-14
Oct. 14	BYU	2:30 p.m.
Oct. 21	at Kansas State	6 p.m.
Nov. 2	at Texas Tech	6 p.m.
Nov. 11	Texas	TBA
Nov. 18	Baylor	TBA
Nov. 24	at Oklahoma	11 a.m.



KANSAS JAYHAWKS

5-1, 2-1 BIG 12  
Nov. 11 • TBA  
Lawrence, Kan.

Date	Opponent	Time/Result
Sept. 1	Missouri State	W, 48-7
Sept. 8	Illinois	W, 34-23
Sept. 16	at Nevada	W, 31-24
Sept. 23	BYU	W, 38-27
Sept. 30	at Texas	L, 40-14
Oct. 7	UCF	W, 51-22
Oct. 14	at Oklahoma State	2:30 p.m.
Oct. 28	Oklahoma	TBA
Nov. 4	at Iowa State	TBA
Nov. 11	Texas Tech	TBA
Nov. 18	Kansas State	TBA
Nov. 25	at Cincinnati	TBA



UCF KNIGHTS

3-3, 0-3 BIG 12  
Nov. 18 • TBA  
Lubbock, Texas

Date	Opponent	Time/Result
Aug. 31	Kent State	W, 56-6
Sept. 9	at Boise State	W, 18-16
Sept. 16	Villanova	W, 48-14
Sept. 23	at Kansas State	L, 44-31
Sept. 30	Baylor	L, 36-35
Oct. 7	at Kansas	L, 51-22
Oct. 21	at Oklahoma	11 a.m.
Oct. 28	West Virginia	TBA
Nov. 4	at Cincinnati	TBA
Nov. 11	Oklahoma State	TBA
Nov. 18	at Texas Tech	TBA
Nov. 25	Houston	TBA



TEXAS LONGHORNS

5-1, 2-1 BIG 12  
Nov. 24 • 6:30 p.m. CT  
Austin, Texas

Date	Opponent	Time/Result
Sept. 2	Rice	W, 37-10
Sept. 9	at Alabama	W, 34-24
Sept. 16	Wyoming	W, 31-10
Sept. 23	at Baylor	W, 38-6
Sept. 30	Kansas	W, 40-14
Oct. 7	vs. Oklahoma	L, 34-30
Oct. 21	at Houston	3 p.m.
Oct. 28	BYU	TBA
Nov. 4	Kansas State	TBA
Nov. 11	at TCU	TBA
Nov. 18	at Iowa State	TBA
Nov. 24	Texas Tech	6:30 p.m.

INDIVIDUAL HONORS

<b>TONY BRADFORD JR. (DL)</b>
Wuerffel Trophy Watch List
2022 Allstate AFCA Good Works Team Member
<b>JERAND BRADLEY (WR)</b>
All Big 12 Preseason Team (Media)
Biletnikoff Award Watch List
Earl Campbell Tyler Rose Award Watch List
<b>TAHJ BROOKS (RB)</b>
Doak Walker Award Watch List
Earl Campbell Tyler Rose Award Watch List
Reese's Senior Bowl Watch List
<b>MYLES COLE (OLB)</b>
Reese's Senior Bowl Watch List
<b>BAYLOR CUPP (TE)</b>
Reese's Senior Bowl Watch List
<b>LOIC FOUONJI (WR)</b>
Big 12 Special Teams Player of the Week (Oct. 3)
<b>JAYLON HUTCHINGS (DL)</b>
All-Big 12 Preseason Team (Media)
Bednarik Award Watch List
Bronko Nagurski Trophy Watch List
Lombardi Trophy Watch List
Outland Trophy Watch List
Reese's Senior Bowl Watch List
<b>STEVE LINTON (OLB)</b>
Reese's Senior Bowl Watch List
Reese's Senior Bowl Defensive Player of the Week (Oct. 9)
<b>AUSTIN MCNAMARA (P)</b>
Ray Guy Award Watch List
<b>TYLER OWENS (DB)</b>
Reese's Senior Bowl Watch List
<b>MYLES PRICE (WR)</b>
Reese's Senior Bowl Watch List
<b>BRYCE RAMIREZ (OLB)</b>
Comeback Player of the Year Watch List

BRYCE RAMIREZ IS BACK

You'd be hard pressed to find a more inspiring story in college football this season than **Bryce Ramirez**. A former walk-on, Ramirez rejoined the team as a full participant to start preseason camp and played a significant role at Wyoming, an impressive feat after suffering a compound leg fracture in the third week of the 2022 season at N.C. State. The injury forced Ramirez to remain in Raleigh for several days to recover from multiple surgeries before he was allowed to return to Lubbock. Ramirez was making his first career start against the Wolfpack and had just recorded a key third-down tackle to end an N.C. State drive earlier in the first quarter.

Since then, Ramirez has been diligent in his recovery, spending countless hours with the Texas Tech medical staff in order to return to the field. A candidate for the Comeback Player of the Year Award, Joey McGuire announced in June that Ramirez had been selected to wear the coveted No. 3 jersey intended for the player who best resembles the traits of The Brand (the toughest, hardest-working, most-competitive team in the country).



**WATCH:** Follow Ramirez' recovery through Red Raider Life, airing exclusively on **TexasTech+**.



UNIFORM TRACKER



Over the past decade, Texas Tech has been among the most innovative teams in the country related to team uniforms. The Red Raiders have multiple uniform combinations in their wardrobe and often do not use the same combination twice in a season. Here's a look at Texas Tech's record in various uniform combinations:

Helmet-Jersey-Pants	Record
Black-Black-Black	14-12
Black-White-Black	13-11
Black-Red-Black	15-3
White-White-White	11-7
Black-Red-White	4-0
Black-Black-White	4-4
Black-Red-Red	5-1
Black-White-White	1-5
Black-Gray-Black	1-0
Black-Black-Gray	1-0
Gray-Gray-Gray	1-0
Black-Black-Red	0-1
Black-White-Red	1-4
White-White-Red	0-2
White-White-Black	1-0
White-Black-White	2-2
White-Red-White	1-0
White-Red-Red	1-2
Gray-White-Gray	1-3
Red-Red-White	1-0
Red-White-White	1-1
Red-White-Red	1-4
Red-Red-Red	1-2
Red-White-Black	1-3
Red-Red-Black	0-1
Red-Black-White	0-1
Red-Black-Black	1-0
Black-White-Gray	0-1
Wounded Warrior (2010)	1-0
Wounded Warrior (2011)	0-1
Lone Star Pride (2012)	0-1
Lone Survivor (2013)	0-1
Lone Star Pride (2013)	0-1
Throwbacks - Black (2014)	0-1
White Ombre' (2014)	0-1
Lone Star Pride (2014)	0-1
Black Ombre' (2014)	0-1
Throwbacks - White (2015)	2-0
Throwbacks - Red (2017)	1-2
Throwbacks - White (2018-19)	1-1
Throwbacks - Black-Red-White (2020)	1-1
Throwbacks - Black-Black-Gray (2021)	0-1
Throwbacks - Black-White-Black (2022)	0-1
Throwbacks - Black-Black-Black (2022)	0-1
Throwbacks - Black-White-Red (2022)	0-1

2023 UNIFORM TRACKER

Wyoming	Black-White-White
Oregon	White-Red-Red
Tarleton	Throwbacks - Black-Red-White
West Virginia	Red-White-Red
Houston	Black-Red-Black
Baylor	Black-White-Red



NATIONAL RANKINGS

ASSOCIATED PRESS (WEEK 7)

Team	Record	Points
1. Georgia (50)	6-0	1559
2. Michigan (11)	6-0	1489
3. Ohio State (1)	5-0	1408
4. Florida State (1)	5-0	1389
5. Oklahoma	6-0	1278
6. Penn State	5-0	1273
7. Washington	5-0	1239
8. Oregon	5-0	1150
9. Texas	5-1	1052
10. USC	6-0	999
11. Alabama	5-1	971
12. North Carolina	5-0	894
13. Ole Miss	5-1	748
14. Louisville	6-0	731
15. Oregon State	5-1	725
16. Utah	4-1	567
17. Duke	4-1	479
18. UCLA	4-1	438
19. Washington State	4-1	412
20. Tennessee	4-1	412
21. Notre Dame	5-2	374
22. LSU	4-2	321
23. Kansas	5-1	103
24. Kentucky	5-1	99
25. Miami	4-1	74

RECEIVING VOTES: Missouri 69, Wyoming 42, Air Force 41, Wisconsin 41, Tulane 27, West Virginia 26, Clemson 17, Maryland 9, Iowa 7, James Madison 7, Texas A&M 5

USA TODAY AFCA COACHES POLL (WEEK 7)

Team	Record	Points
1. Georgia (61)	6-0	1597
2. Michigan	6-0	1512
3. Ohio State (2)	5-0	1443
4. Florida State	5-0	1411
5. Penn State	5-0	1300
6. Washington (1)	5-0	1246
7. Oklahoma	6-0	1200
8. Oregon	5-0	1168
9. USC	6-0	1121
10. Alabama	5-1	1025
11. Texas	5-1	982
12. North Carolina	5-0	912
13. Ole Miss	5-1	764
14. Oregon State	5-1	713
15. Louisville	6-0	651
16. Utah	4-1	600
17. Tennessee	4-1	587
18. Duke	4-1	451
19. Washington State	4-1	370
20. LSU	4-2	355
21. Notre Dame	5-2	324
22. UCLA	4-1	276
23. Kentucky	5-1	159
24. Kansas	5-1	120
25. Missouri	5-1	78

RECEIVING VOTES: Miami 74, Wyoming 60, Air Force 58, Iowa 57, Maryland 37, Clemson 33, West Virginia 24, Wisconsin 23, Texas A&M 22, Tulane 18, James Madison 9, BYU 9, Fresno State 4, Memphis 2, Ohio 2, Florida 2, Liberty 1

TEXAS TECH IN THE POLLS

WEEK	AP	COACHES	CFP
Preseason	RV	24	--
Week 2	RV	RV	--
Week 3	NR	NR	--
Week 4	NR	NR	--
Week 5	NR	NR	--
Week 6	NR	NR	--
Week 7	NR	NR	--
Week 8	--	--	--
Week 9	--	--	--
Week 10	--	--	--
Week 11	--	--	--
Week 12	--	--	--
Week 13	--	--	--
Week 14	--	--	--
Week 15	--	--	--
Week 16	--	--	--
FINAL	--	--	--

MISCELLANEOUS

THE LAST TIME TEXAS TECH WAS...

Ranked in AP Poll	Sept. 23, 2018 (No. 25)
Ranked in Coaches' Poll	Preseason 2023 (No. 24)
RV in the AP Poll	Preseason 2023 (RV)
RV in Coaches' Poll	Preseason 2023 (No. 24)

MISCELLANEOUS RECORDS:

Highest Ranking (AP):	No. 2 (Nov. 2-16, 2008)
Highest Ranking (Coaches):	No. 2 (Nov. 9-16, 2008)
Highest Final Ranking (AP):	No. 11 (1938, 1973)
Highest Final Ranking (Coaches):	No. 11 (1973)
Consecutive Weeks Ranked (AP):	20 (2004-06)
Consecutive Weeks Ranked (Coaches):	25 (2004-06)



Tyree Wilson became the third Red Raider since 2017 to be selected in the first round of the NFL Draft after he was picked seventh overall this past spring by the Las Vegas Raiders.

RED RAIDERS IN THE NFL

- There isn't a bigger star in the NFL currently than Texas Tech's own **Patrick Mahomes II**. The Red Raider gunslinger has transformed the NFL in only six professional seasons, claiming NFL MVP honors in both 2018 and 2022 before leading the Kansas City Chiefs to two Super Bowl titles in three appearances, winning the Lombardi Trophy in 2020 and 2022.
- With his first Super Bowl win over the San Francisco 49ers, Mahomes became the youngest player in history to be named NFL MVP and also win a Super Bowl. Mahomes, who at only 24 years of age, was tabbed Super Bowl MVP after leading the Chiefs to their second Super Bowl title in history and their first since 1970.
- In July 2020, Mahomes signed the richest contract in NFL history as he and the Chiefs agreed on a 10-year extension worth up to \$503 million. It marked the second time in school history where a Red Raider has signed the richest NFL contract as Ring of Honor member **Donny Anderson** previously did so with the Green Bay Packers upon being drafted in 1965.
- While maybe known for its offense in recent years, Texas Tech has had two first round draft picks from its defense in current Seattle Seahawk linebacker **Jordyn Brooks** and Las Vegas Raiders edge end **Tyree Wilson**. Wilson became the highest-drafted Red Raider in program history this past April after being selected seventh overall. Brooks, meanwhile, has led the Seahawks in tackles each of the past two seasons.

RED RAIDERS ON NFL CAMP ROSTERS

NAME (YEARS AT TECH)	NFL TEAM
Jack Anderson, OL (2017-20)	New York Giants
<b>Jordyn Brooks, LB (2016-19)</b>	<b>Seattle Seahawks</b>
Le'Raven Clark, OL (2012-15)	Pittsburgh Steelers
Keke Coutee, WR (2015-17)	Miami Dolphins
Cody Davis, DB (2009-12)	New England Patriots
*Dawson Deaton, OL (2018-21)	Cleveland Browns
Sam Eguavoen, LB (2011-14)	New York Jets
Erik Ezukanma, WR (2019-21)	Miami Dolphins
DaMarcus Fields, DB (2016-21)	Washington Commanders
Adrian Frye (2017-22)	New Orleans Saints
Kaylon Geiger, WR (2021)	Tampa Bay Buccaneers
Jakeem Grant, WR (2012-15)	Cleveland Browns
Kerry Hyder, DL (2009-13)	San Francisco 49ers
<b>Patrick Mahomes II, QB (2014-16)</b>	<b>Kansas City Chiefs</b>
*Zech McPhearson, DB (2019-20)	Philadelphia Eagles
Terence Steele, OL (2016-19)	Dallas Cowboys
SaRoderick Thompson (2018-22)	Seattle Seahawks
Broderick Washington Jr., DL (2016-19)	Baltimore Ravens
Marquis Waters (2021-22)	New York Jets
<b>Tyree Wilson (2020-22)</b>	<b>Las Vegas Raiders</b>

Key: \* Injured Reserve, # Practice Squad  
bolded indicates activated to 53-man rosters in 2023 regular season



GAME SEVEN DEPTH CHART

OFFENSE

QB	2	Behren Morton	6-2	215	So.-1L
	17	Jake Strong	6-1	210	Fr.-HS
RB	28	Tahj Brooks	5-10	230	Sr.-3L
	0	Cam'Ron Valdez	5-9	205	So.-1L
Z	9	Jerand Bradley	6-5	220	So.-1L
	6	J.J. Sparkman	6-4	225	Jr.-2L
Y	1	Myles Price	5-10	190	Sr.-3L
	14	Xavier White	6-0	195	Sr.-3L
	20	Nehemiah Martinez I	5-9	205	Jr.-2L
H	10	Drae McCray	5-9	185	Jr.-TR
	13	Brady Boyd	6-1	205	Jr.-1L
X -or- -or-	4	Jordan Brown	5-11	185	Jr.-1L
	11	Loic Fouonji	6-4	215	Sr.-3L
	8	Coy Eakin	6-2	210	Fr.-RS

DEFENSE

NT	95	Jaylon Hutchings	6-0	305	Sr.-4L
	5	Quincy Ledet Jr.	6-2	305	Sr.-TR
DT	97	Tony Bradford Jr.	6-1	300	Sr.-4L
	98	E'Maurion Banks	6-5	300	So.-SQ
EDGE	6	Myles Cole	6-6	280	Sr.-1L
	19	Dylan Spencer	6-5	245	Fr.-HS
WILL -or-	8	Jesiah Pierre	6-2	240	Sr.-2L
	35	Miquel Dingle Jr.	6-2	220	Fr.-HS
	3	Bryce Ramirez	6-2	245	Sr.-1L
MIKE -or-	13	Ben Roberts	6-3	230	Fr.-RS
	32	Tyrique Matthews	5-11	235	Sr.-4L
	10	Jacob Rodriguez	6-1	235	Jr.-1L
OLB -or-	14	Joseph Adedire	6-3	265	So.-1L
	7	Steve Linton	6-5	235	Sr.-TR
	3	Bryce Ramirez	6-2	245	Sr.-1L

SPECIAL TEAMS

P	31	Austin McNamara	6-4	210	Sr.-4L
	37	Brook Honore' Jr.	6-0	185	Fr.-RS
K	99	Gino Garcia	6-2	215	Sr.-RS
	38	Reese Burkhardt	6-1	205	Jr.-TR
LS	30	Jackson Knotts	5-11	190	Jr.-2L
	47	Jacob Mauch	6-3	220	Sr.-SQ
KO	38	Reese Burkhardt	6-1	205	Jr.-TR
	99	Gino Garcia	6-2	215	Sr.-RS
H	31	Austin McNamara	6-4	210	Sr.-4L

TE	80	Mason Tharp	6-9	270	Jr.-2L	
	-or-	88	Baylor Cupp	6-6	260	Sr.-1L
		43	Henry Teeter	6-4	250	Sr.-2L
-or-	15	Jayden York	6-4	250	Jr.-1L	
LT	71	Monroe Mills	6-6	315	Jr.-1L	
	79	Ty Buchanan	6-6	310	So.-1L	
LG	70	Cole Spencer	6-4	300	Sr.-RS	
	-or-	75	Jacoby Jackson	6-6	320	So.-1L
C	53	Rusty Staats	6-5	320	Sr.-TR	
	65	Sheridan Wilson	6-5	300	Fr.-RS	
RG	56	Dennis Wilburn	6-3	325	Sr.-1L	
	72	Landon Peterson	6-6	300	Sr.-3L	
RT	76	Caleb Rogers	6-5	310	Sr.-3L	
	66	Matt Keeler	6-6	305	So.-1L	

STAR	9	C.J. Baskerville	6-3	215	Jr-TR
	27	Brenden Jordan	6-0	215	Fr-HS
	31	Joseph Plunk	5-10	180	Jr-1L
CB	12	Bralyn Lux	5-11	175	Sr-TR
	0	Rayshad Williams	6-3	215	Sr-2L
	2	Jalon Peoples	5-11	185	Fr-RS
S	1	Dadrión Taylor-Demerson	5-11	195	Sr-4L
	25	Chapman Lewis	6-1	180	Fr-HS
S	18	Tyler Owens	6-2	210	Sr-1L
	28	Jordan Sanford	6-0	195	Fr-HS
CB	24	Malik Dunlap	6-3	220	Sr-2L
	22	Maurion Horn	5-11	180	Fr-RS

ACTIVE CAREER STARTS LEADERS

PLAYER, POS.	TTU	OVERALL
	GP/GS	GP/GS*
Jaylon Hutchings, OL	57/52	--
Caleb Rogers, OL	41/35	--
Tony Bradford Jr., DL	48/31	--
Dadrión Taylor-Demerson, DB	52/30	--
Rayshad Williams, DB	32/29	54/37
Myles Price, WR	38/25	--
Mason Tharp, TE	27/20	--
Jesiah Pierre, LB	29/18	42/18
Dennis Wilburn, OL	18/18	29/28
Malik Dunlap, DB	25/16	48/26
Tahj Brooks, RB	38/16	--
Jerand Bradley, WR	22/16	--
Monroe Mills, OL	16/16	18/16
Tyler Shough, QB	15/13	30/20
Landon Peterson, OL	30/9	--
Joseph Adedire, OLB	17/9	--
Jacoby Jackson, OL	20/8	--
Xavier White, WR	44/7	--
Baylor Cupp, TE	17/7	27/8
Tyler Owens, DB	17/7	44/8
Myles Cole, OLB	19/7	53/19
Rusty Staats, OL	6/6	51/33
Behren Morton, QB	15/6	--
Loic Fouonji, WR	38/5	--
Cole Spencer, OL	5/5	51/49
Ben Roberts, LB	8/5	--
Nehemiah Martinez, WR	29/4	--
JJ Sparkman, WR	26/4	--
C.J. Baskerville, DB	5/4	27/15
Bralyn Lux, DB	6/4	33/26
Steve Linton, OLB	6/3	35/5
Henry Teeter, TE	30/3	38/3
Brenden Jordan, DB	6/2	--
Jordan Brown, WR	12/2	14/2
Isaac Smith, OLB	11/2	--
Matt Keeler, OL	21/2	--
Coy Eakin, WR	2/2	--
Jacob Rodriguez, LB	25/1	--
Brady Boyd, WR	12/1	21/1
Bryce Ramirez, LB	15/1	--
Ty Buchanan, OL	9/1	--
Miquel Dingle, Jr. LB	2/1	--
Drae McCray, WR	6/0	27/22
Quincy Ledet Jr., DL	6/0	36/18

\* total starts / Texas Tech + previous D1 institution

CONSECUTIVE STARTS LEADERS

PLAYER, POS.	CONSECUTIVE STARTS*
Jaylon Hutchings, DL	52
Caleb Rogers, OL	35
Tony Bradford Jr., DL	19
Dadrión Taylor-Demerson, DB	15
Monroe Mills, OL	10
Jerand Bradley, WR	8
Tahj Brooks, RB	6
Rusty Staats, OL	6
Myles Cole, OLB	6
Ben Roberts, LB	5
C.J. Baskerville, DB	4
Dennis Wilburn, OL	4
Malik Dunlap, DB	4
Joseph Adedire, OLB	3
Tyler Owens, DB	3
Myles Price, WR	2
Behren Morton, QB	2
Coy Eakin, WR	2
Jessiah Pierre, LB	1
Jacoby Jackson, OL	1
Bralyn Lux, DB	1
Cooper Cupp, TE	1

\* consecutive starts at Texas Tech

## OFFENSIVE DEPTH CHART: NOTES

## LEFT TACKLE

**71 MONROE MILLS**  
Jr. | 6-6 | 315

• Joined TTU spring '22 after first two years at Oklahoma St. Shifting to LT in '23 after starting 10 games for Tech at RT last year. Suffered injury prior to '22 WVU game, which led to playing 10 of 13 games. Earned bachelor's summer 2023; used break built into fall camp schedule to walk stage on Aug. 5.

**79 TY BUCHANAN**  
So. | 6-6 | 310

• Tech's primary backup for both tackle positions majority of '22 season. Arrived summer of '22; transferred from USC after one redshirt season. Injured in 1st career start (at TCU, 11/5); missed remainder of year. A consensus top-100 state recruit coming out of Corpus Christi Calallen.

## WIDE RECEIVER (Z)

**9 JERAND BRADLEY**  
So. | 6-5 | 220

• Preseason All-Big 12 WR ... in '22, was just the 6th freshman since 1972 to lead the team in rec. yards (744) - also led team in rec. (51) and rec. TDs (6) in only nine starts. Named a 2nd Team Freshman All-American by The Athletic. Tallied over 3,000 yards receiving in his three HS seasons (Texas-6A).

**6 J.J. SPARKMAN**  
Jr. | 6-4 | 225

• Made first 3 career starts in '22. Caught 2 TDs in '21, both claimed national attention as each was featured on "You Got Moss'd" on ESPN (at OU/vs. Miss St.). East Texas native, son of a oil-field worker and a nurse, the oldest of three — a family that kept fishing poles handy — frequented Lake Fork.

## LEFT GUARD

**70 COLE SPENCER**  
Sr. | 6-4 | 300

• Added to Tech roster in '22 as a six-year, 44-game starter from WKU to add exp. to the 2022 OL; now a 7th-year senior that will bolster the 2023 OL after a medical RS year (knee/back). Playing guard for first time having played tackle entire football career. Enjoys grilling BBQ. Owns two master's degrees.

**75 JACOBY JACKSON**  
So. | 6-6 | 320

• Was Tech's 6th-man for the OL in '22 and appears so again in '23; started at RG in week 2 for an injured Wilburn. A regular sub at RG in '22, plugged in at LG for 1st career start at NC St.; started final five gms at RG in '22 for Peterson's injury. Both father, Cedric, and uncle, Byron, played in the NFL.

## WIDE RECEIVER (H)

**10 DRAE MCCRAY**  
Jr. | 5-9 | 185

• Comes to Texas Tech as an FCS All-American from Austin Peay - the same program tight ends coach Josh Cochran joined the Red Raiders from the year before. Can play inside and outside for TTU. Finished Austin Peay career w/ a 12-catch 92-yard outing at Alabama on Nov. 19, 2022.

**13 BRADY BOYD**  
Jr. | 6-1 | 205

• Second year Red Raider that transferred from Minnesota; welcomed by a familiar face in Joey McGuire; McGuire and Kris Boyd, Brady's father coached together at Cedar Hill HS. Has played in 21 career games between two schools in first three collegiate seasons; made first career start in '22 in Red Raiders' Nov. 26 win vs. Oklahoma.

## CENTER

**53 RUSTY STAATS**  
Sr. | 6-5 | 320

• First-year Red Raider who is reconnecting with coaches Kittley and Hamby, and former teammate Spencer from 5-year WKU career. Started 27 games over previous two seasons. Committed to Navy out of high school; hometown of Watertown, Tenn. is population 1,553; Class 2A HS football. Owns two master's degrees.

**65 SHERIDAN WILSON**  
R-Fr. | 6-5 | 300

• Comes from a strong lineage of football players. His father Jon Wilson, a four-year starter for Auburn from 1988-92, and his older brother, Preston Wilson, is currently a senior at Oklahoma State and its starting center. Won Class 4A Division I state title junior season.

## WIDE RECEIVER (Y)

**1 MYLES PRICE**  
Sr. | 5-10 | 190

• Has averaged at least 3 rec/gm each year since 2020 true freshman season. One of 15 FBS players to record at least 13 catches in a game in '22, which was a career-high in Tech's win over Texas on Sept. 24, 2022. One of the smaller players on the team, but known for being the loudest personality.

**14 XAVIER WHITE**  
Sr. | 6-0 | 195

• From WR in 2019, to running back in 2020 & 2021, White returned to WR in 2022 and will be slotted as such again in '23 but does not rule out totin the ball as well. He entered '23 as the team leader in career all-purpose yards (2,067). Local Lubbock product that went to HS less than five miles away from Jones AT&T Stadium.

## RIGHT GUARD

**56 DENNIS WILBURN**  
Sr. | 6-3 | 325

• Arrived at Tech as a walk-on in '22 after four years split between FCS & JuCo. Earned starting center spot in '22 - never played C before - and started all 13 games at C; shifts to natural G position in '23. Was a JuCo All-American and national champion. Earned B.A. in May, first in family to be a college grad.

**72 LANDON PETERSON**  
Sr. | 6-6 | 300

• Earned starting nod out of '22 camp. Started first 8 games at RG before season-ending injury. Played soccer (goalie) before football, dad was head men's soccer coach at UT Permian Basin for 22 years, began football as HS freshman. Was a kicker as Fr., deep snapper as So. and moved to OL as a junior.

## WIDE RECEIVER (X)

**4 JORDAN BROWN**  
Jr. | 5-11 | 185

• A second-year Red Raider after joining team in '22 following two years at Kansas. Emerged as a kick return threat late in the '22 season after recovering from a preseason injury. Had a solid '23 fall camp that has propelled him to increased offensive snaps. Added 10 lbs. to frame this past offseason.

**11 LOIC FOUONJI**  
Sr. | 6-4 | 215

• Had most productive season as a junior totaling 451 yards receiving w/ 34 catches. Saw action in all 13 games in '22 - his first season to play in every game; made 3 starts and posted 100-yd games in two of the three. Been clocked running as fast as 23mph. First sport was soccer; moved to U.S. at 8-years-old from Cameroon.

## RIGHT TACKLE

**76 CALEB ROGERS**  
Sr. | 6-5 | 310

• With 35 career starts at Tech, is the most experienced player in Red Raiders' offense. Returns to RT in '23 after playing LT in '22. Has experience at RT, starting 13/13 games in '21. Owned three starts at LT to close 2020, which attributes to his 35-game starts streak. Once recruited to Baylor by Joey McGuire.

**66 MATT KEELER**  
So. | 6-6 | 305

• Saw two starts at RT in '22 - the first coming versus West Virginia. Two days prior to playing WVU, learned he would be starting his first FBS game. Broken wrist in HS narrowed options; FBS offers started while at Coffeyville CC, including Arizona St., Miss St., Va Tech, Mich St. & Illinois.

## TIGHT END

**80 MASON THARP**  
Jr. | 6-9 | 270

• Added 10 lbs. to his 6-9 frame in each of the last two offseasons. Behren Morton, roommate, aided recruitment of Tharp, dating back to his junior day. Caught Morton's 1st career TD pass. Wears 3X-size gloves for hands that measure 10.5 inches. Credited w/ 412 off. snaps in '22 by PFF; led TTU for TEs despite missing 3 games.

**88 BAYLOR CUPP**  
Sr. | 6-6 | 260

• Second-year transfer from Texas A&M. Out of HS, was ranked the top tight end and the No. 2 recruit in the state by 247Sports. Played in 10 games over three years (2019-21) while battling injuries at A&M. Started 6 of last 7 games of '22 season; caught game-deciding TD at Iowa State in 4th Qtr. that clinched bowl eligibility for Tech.

## QUARTERBACK

**2 BEHREN MORTON**  
So. | 6-2 | 215

• Project to receive fifth start of his young career on Saturday. Displayed potential in four starts during redshirt freshman season that made him highest-rated QB signee in program history. Starting debut came on the road Oct. 8, 2022 at No. 7 Oklahoma State - answered by becoming fourth freshman since 1999 to have 300-yard passing game in first career start. Part of a TTU offense that became second FBS program since 1996 to have three different QBs throw for at least 1,000 yards in a season. Totaled more than 8,800 passing yards and 84 touchdowns in three seasons at Eastland High School. He was a consensus four-star prospect, ranking sixth nationally among pro-style quarterbacks. He grew up in Lubbock for part of his youth as his father was the head football coach at Monterey HS in Lubbock for 11 years.

**17 JAKE STRONG**  
Fr. | 6-1 | 210

• True freshman. One of the top quarterback prospects in the state of Texas ... set Northwest High School records for career passing yards (6,688), passing touchdowns (82), total yards (8,284) and total touchdowns (100) during his career -- a 5A program located in Justin, Texas - approx. 30 min. north of Fort Worth. Was a three-year starter, however, was called up to the varsity team seven weeks into his freshman season and saw significant snaps. As a sophomore, became the full-time starter and led an offense that averaged 458 yards per game and scored more than 50 points in five games. Strong won District 3-5A-I Newcomer of the Year. Offensive Coordinator offered Strong his first FBS offer when he held the same position at Western Kentucky. He again offered once on the Tech coaching staff and Strong committed two days later making head coach Joey McGuire's first quarterback commitment. Rated a four-star prospect by ESPN and a three-star recruit by 247Sports, Rivals and ON3.com. Joined the Red Raiders spring 2023 and went through spring practices.

## RUNNING BACK

**28 TAHJ BROOKS**  
Sr. | 5-10 | 230

• Enters 2023 with the possibility of becoming the first Red Raider since Baron Batch in 2010 to lead the team in rushing over three-consecutive seasons. Brooks and SaRodrick Thompson Jr. formed one of the top 1-2 running back combos over the previous three seasons in Lubbock, but since Thompson moved on to the NFL, Brooks is poised for an even more productive season in 2023. Brooks registered a single season-best 691 rushing yards, topping his 2021 total of 568. Brooks emerged as a receiving threat in Zack Kittley's offense in '22, catching 26 passes for 164 yards and one touchdown. Brooks was Texas Tech's highest-graded offensive player in '22, finishing at 79.0 by Pro Football Focus. From Austin area Manor HS where he registered three seasons of at least 1,000 yards rushing. Brooks held his first youth camp in June at Manor High School; a free event that had more than 200 kids attend his camp on Father's Day, June 18. An endzone celebration pointing to his wrist to open the 2021 season versus Houston at NRG Stadium, has grown into a staple moniker "Brooks Time." It could be indeed Brooks' time in 2023 as he embarks on his senior season ready to take center stage.

**0 CAM'RON VALDEZ**  
So. | 5-9 | 205

• Sideline in multiple ways last season, the 4-star Rivals prospect displayed his potential late in the 2022 season. Not only was Valdez slotted behind one of the top 1-2 punches between SaRodrick Thompson Jr. and Tahj Brooks last season, he suffered a leg injury during the 2022 preseason that kept him out of the first eight games of the season. Made his season debut at TCU on Nov. 5, receiving three carries late totaling 71 yards as burst for 38 on one of the three runs. Cousins with Red Raider great Le'Raven Clark who was selected in the third round of the 2016 NFL Draft by Indianapolis Colts; entering eighth NFL season in '23 playing for the Pittsburgh Steelers.



## DEFENSIVE DEPTH CHART: NOTES

## TACKLE

**95 JAYLON HUTCHINGS**  
Sr. | 6-0 | 305

- Has started 52 consecutive games for the Red Raiders, the nation's second longest active streak. Teammates call him J-Boog or J-Boogie. A force who was once a H.S. RB, now owns a 500-lb. bench, a 700-lb. squat & clocked at 18mph. 2nd-highest graded returning DT in Big 12 by PFF.

**5 QUINCY LEDETT JR.**  
Sr. | 6-2 | 305

- A newcomer but with strong ties to TTU program. Joins Red Raiders as second transfer from UL-Monroe in as many years, teaming up with Myles Cole. Played HS football at same HS that TTU GM James Blanchard did during his playing days - both from Orange. Has two years eligibility remaining.

## WILL

**8 JESIAH PIERRE**  
Sr. | 6-2 | 240

- Returns to ILB in '23, a position he played two seasons at UF and in HS after playing OLB for the first time in his career last season. Tallied a career-high 14 tackles in first start of '23 season at Wyoming in return to ILB. A Haitian-American, mother a native of Haiti. Can understand some Creole.

**35 MIQUEL DINGLE JR.**  
Fr. | 6-2 | 220

- A state champion hurdler from Charleston, S.C. that graduated H.S. early; came to Lubbock last spring at 17-years-old & participated in both spring football and track at Texas Tech. Made immediate impact, scoring in the Big 12 Indoor Championships, finished 4th in 60mH. His father is a former South Carolina and Cincinnati Bengals running back.

## NOSE

**97 TONY BRADFORD JR.**  
Sr. | 6-1 | 300

- A staple on the D-Line since 2019 (48 GP/31 GS). Referred to by Joey McGuire as "the mayor of Lubbock" because of his personality and community service. Intern with the Texas Tech Police Department since the spring of 2020. Named to 2022 AFCA Good Works Team; honored Dec. 31, 2022 at the Sugar Bowl.

**98 E'MAURION BANKS**  
So. | 6-5 | 305

- Credited by HC McGuire as one of TTU's most improved players late in the '22 season; manufactured Texas Bowl practices into seeing most significant action as a Red Raider in the bowl game. Was state top-100 recruit out of Rider HS in Wichita Falls. Goes by the nickname "Dooda".

## MIKE

**13 BEN ROBERTS**  
R-Fr. | 6-3 | 230

- Thrust into starting role in week 2 contest vs. Oregon and delivered in 1st career start with 12 tkl, 1.5 TFLs, 0.5 sacks and 1 FF. Appeared in two gms as a true frosh. Shifted from safety at HS level to LB in college. A consensus 3-star recruit from DFW area that garnered first-team 6A all-district honors.

**32 TYRIQUE MATTHEWS**  
Sr. | 5-11 | 235

- A Texas Tech veteran, having played in 48 career games. Was a regular on special teams and in the linebacker rotation the previous two seasons appearing all 26 games of that span. Led team in special-teams snaps in '21 and was 2nd in snaps in '22. Born in New Orleans, La., attended Aldine Eisenhower HS in Houston, Texas.

## EDGE

**6 MYLES COLE**  
Sr. | 6-6 | 280

- Moves from Coach Fitch's (DL) meeting room to Coach Ah You's (OLB) in 2023. The 6-6, 280-pounder that has an 86-inch wingspan - clocked with a 20.3mph max speed - takes the task to replace No. 7 overall draft pick Tyree Wilson on the edge. A native of Shreveport, Louisiana.

**19 DYLAN SPENCER**  
Fr. | 6-5 | 245

- From Class 6A Houston King, was a unanimous state top-100 prospect. Senior year had 75 tackles, including 20 tackles for loss and nine sacks. Switched oral commitment from Texas to Texas Tech late during recruiting process. Listed as a four-star prospect by both ESPN and ON3.com

## OLB

**14 JOSEPH ADEDIRÉ**  
So. | 6-3 | 265

- Led true freshman in '22 with six starts. Chose Tech over offers from more than a dozen power-5 programs, including LSU, Michigan & Oregon. Was HS teammates w/ OL Jacoby Jackson. Switched to his HS # this offseason - 14.

**7 STEVE LINTON**  
Sr. | 6-5 | 235

- Gained approx. 15 lbs. over offseason, listed at 219 last season at Syracuse. Owned 3.5 career sacks and 6.0 TFLs in 29 career games at SU. Also on basketball and track teams in HS. NFL draft analyst Dane Brugler ranks him as the No. 8 senior-year edge rusher for the 2024 draft.

## STAR

**9 C.J. BASKERVILLE**  
Jr. | 6-3 | 215

- Arrives to Tech in '23 after two seasons at San Diego State; played boundary safety for SDSU. Is a Texas product. Born in Houston; played at Katy HS (Fr./So.) before moving to DFW area. Richland HS coach Ged Kates endorsed McGuire in transfer process. Received D1 offers for WR & DB in high school. C.J. is short for Christopher Julian.

**27 BRENDEN JORDAN**  
Fr. | 6-0 | 215

- A 247Sports 4-star recruit that attended Mansfield HS in the DFW metroplex. Member of ESPN300 at No. 224 overall nationally and regarded as the No. 13 safety nationally by ESPN. Started on varsity as a freshman. Saints are favorite NFL team. Nickname is B.J.; favorite restaurant is B.J.'s

## CORNERBACK

**12 BRALYN LUX**  
Sr. | 5-11 | 175

- Signed with Texas Tech on June 1, 2023 - the Red Raiders' final addition to its '23 roster. The transfer from Fresno State has two seasons eligibility. After strong camp, HC Joey McGuire noted that Lux would join veterans Williams and Dunlap as a trio that could each see starts each week. Lux got the week one start at Wyoming.

**0 RAYSHAD WILLIAMS**  
Sr. | 6-3 | 215

- The UCLA transfer has made 29 starts over the past three seasons for Tech, including a return to his hometown of Memphis for the Liberty Bowl to cap 2021. Had a career-high (5) and most PBUs by a Red Raider since Justis Nelson in 2014 versus OSU on 10/8/22.

## SAFETY

**1 DADRION TAYLOR-DEMERTON**  
Sr. | 5-11 | 195

- Affectionately known as "Rabbit" since the 2nd grade to friends and family, coined from playing football as one of the smallest players on the team. Storied HS career included three-straight state titles [OKla.] and Player of the Year honors. In March 2022, became father to daughter Layla Grace.

**25 CHAPMAN LEWIS**  
Fr. | 6-1 | 180

- A true freshman hailing from Burleson Centennial in the DFW metroplex that joined the team for spring football. Shifted to safety in the fall after taking reps at both corner spots in the spring; spurred by the depth Bralyn Lux added in June. Recruited by TCU, UCLA, Utah and others. Mother played basketball at Alabama A&M.

## SAFETY

**18 TYLER OWENS**  
Sr. | 6-2 | 210

- A former five-star safety that transferred to Tech with two years eligibility prior to '22 season from Texas. Vertical-jumped over 40 inches this past offseason; clocked running at more than 23mph in a game. Closed '22 season w/ career-high six tackles to go along with an INT and a forced fumble in the Texas Bowl win versus Ole Miss.

**28 JORDAN SANFORD**  
Fr. | 6-0 | 190

- The second Mansfield Timberview defensive back product to join the Red Raiders in as many years as he joins former teammate Landon Hullahy at Texas Tech. A T&F stand out, setting PRs of 10.55 seconds in the 100m and 21.74 in the 200m as a senior. Consensus four-star prospect by the likes of 247Sports, Rivals, ESPN and ON3.com.

## CORNERBACK

**24 MALIK DUNLAP**  
Sr. | 6-3 | 220

- Tech's sole returner who was a member of last year's All-Big 12 Team (2nd-Team DB). Had most productive season of career in '22, making 11 of 22 career starts - started 11/12 gms played in. Ranked 2nd in Big 12 w/ 11 PBUs. Appeared in 7 games, 1 start, fighting injuries in 1st season at Tech in '21, after 3 years at NC St.

**22 MAURION HORN**  
R-Fr. | 5-11 | 180

- Consensus four-star recruit by the likes of 247Sports, Rivals and ESPN ... recognized as the No. 27 cornerback in the 2022 class and the No. 5 player in the state of Oklahoma by ESPN. Standout two-way player on the HS level splitting time as a RB and DB during prep career. Did not see the field as a true freshman for the Red Raiders.

## ALPHABETICAL ROSTER

NO	NAME	POS
14	Joseph Adedire	DL
58	Tanner Allen	OL
98	E'Maurion Banks	DL
9	C.J. Baskerville	DB
13	Brady Boyd	WR
97	Tony Bradford Jr.	DL
9	Jerand Bradley	WR
28	Tahj Brooks	RB
4	Jordan Brown	WR
49	Tre'Darius Brown	DL
79	Ty Buchanan	OL
38	Reese Burkhardt	K
18	Will Burns	QB
91	Blake Burris	DL
54	Kaden Carr	OL
99	Sam Carrell	DL
51	Jayden Cofield	DL
6	Myles Cole	OLB
29	Chief Collins	DB
46	Isaiah Crawford	OLB
84	D.J. Crest	WR
42	John Curry	LB
88	Baylor Cupp	TE
25	JMaury Davis	RB
39	Luke Dillingham	DB
35	Miquel Dingle Jr.	LB
22	Bryson Donnell	RB
24	Malik Dunlap	DB
33	Harvey Dyson III	OLB
8	Coy Eakin	WR
48	Gage Elder	LB
83	Jack Esparza	WR
11	Charles Esters III	OLB
60	Nick Fattig	OL
4	Nate Floyd	DB
11	Loic Fouonji	WR
99	Gino Garcia	K
48	Stone Harrington	K
82	Drew Hocutt	WR
37	Brook Honore Jr.	P
22	Maurion Horn	DB
36	Justin Horne	LB
23	Landon Hullaby	DB
95	Jaylon Hutchings	DL
75	Jacoby Jackson	OL
27	Brenden Jordan	DB
41	Ty Kana	LB
66	Matt Keeler	OL
21	Tyler King	WR
30	Jackson Knotts	LS
23	Cooper LaFebre	QB
5	Quincy Ledet Jr.	DL
43	Chris Lemons	DB
25	Chapman Lewis	DB
7	Steve Linton	OLB
64	Jurrien Loftin	OL
50	Trent Low	LB
12	Bralyn Lux	DB
68	Seth Martin	OL
20	Nehemiah Martinez I	WR
32	Tyrique Matthews	LB
47	Jacob Mauch	LS
93	Trevon McAlpine	DL
19	A.J. McCarty	DB
10	Drae McCray	WR
31	Austin McNamara	P
85	Aiden Meeks	WR
67	Dalton Merryman	OL
71	Monroe Mills	OL
77	Garrett Morphis	OL

## NUMERICAL ROSTER

NO	PLAYER	POS	HT	WT	YR-EX	HOMETOWN (HIGH SCHOOL)
0	Cam'Ron Valdez	RB	5-9	205	So-1L	Rockdale, Texas (Rockdale)
0	Rayshad Williams^	DB	6-3	215	Sr-2L	Memphis, Tenn. (Whitehaven)
1	Myles Price	WR	5-10	190	Sr-3L	The Colony, Texas (The Colony)
1	Dadrion Taylor-Demerson^	DB	5-11	195	Sr-4L	Oklahoma City, Okla. (Carl Albert)
2	Behren Morton	QB	6-2	215	So-1L	Eastland, Texas (Eastland)
2	Jalon Peoples	DB	5-11	185	Fr-RS	Cedar Hill, Texas (Cedar Hill)
3	Bryce Ramirez	OLB	6-2	245	Sr-1L	Missouri City, Texas (George Ranch)
4	Jordan Brown	WR	5-11	185	Jr-1L	Dallas, Texas (DeSoto)
4	Nate Floyd	DB	6-0	190	Jr-1L	College Station, Texas (A&M Consolidated)
5	Quincy Ledet Jr.	DL	6-2	305	Sr-TR	Orange, Texas (West Orange-Stark)
6	Myles Cole^	OLB	6-6	280	Sr-1L	Shreveport, La. (Evangel Christian Academy)
6	J.J. Sparkman	WR	6-4	225	Jr-2L	Longview, Texas (Pine Tree)
7	Steve Linton	OLB	6-5	235	Sr-TR	Dublin, Ga. (Dublin)
8	Coy Eakin	WR	6-2	210	Fr-RS	Stephenville, Texas (Stephenville)
8	Jesiah Pierre	LB	6-2	240	Sr-2L	Mount Dora, Fla. (Mount Dora Christian Academy)
9	C.J. Baskerville	DB	6-3	215	Jr-TR	North Richland Hills, Texas (Richland)
9	Jerand Bradley	WR	6-5	220	So-1L	Frisco, Texas (DeSoto)
10	Drae McCray	WR	5-9	185	Jr-TR	Tallahassee, Fla. (North Florida Christian)
10	Jacob Rodriguez	LB	6-1	235	Jr-1L	Wichita Falls, Texas (Rider)
11	Charles Esters III	OLB	6-3	260	So-SQ	Cedar Hill, Texas (Cedar Hill)
11	Loic Fouonji	WR	6-4	215	Sr-3L	Midland, Texas (Lee)
12	Bralyn Lux	DB	5-11	175	Sr-TR	San Jose, Calif. (King's Academy)
12	Tyler Shough	QB	6-5	230	Sr-2L	Chandler, Ariz. (Hamilton)
13	Brady Boyd	WR	6-1	205	Jr-1L	Southlake, Texas (Southlake Carroll)
13	Ben Roberts	LB	6-3	230	Fr-RS	Haslet, Texas (Eaton)
14	Joseph Adedire	OLB	6-3	265	So-1L	Mansfield, Texas (Summit)
14	Xavier White^	WR	6-0	195	Sr-3L	Lubbock, Texas (Monterey)
15	Robert Wooten	OLB	6-3	270	Jr-1L	Stafford, Texas (Stafford)
15	Jayden York	TE	6-4	250	Jr-1L	Austin, Texas (Bowie)
16	Jaden Morris	RB	5-11	205	Fr-RS	Arlington, Texas (Lamar)
16	Macho Stevenson	DB	6-1	190	Fr-HS	Shreveport, La. (Captain Shreve)
17	Isaac Smith	OLB	6-6	260	So-1L	Wagoner, Okla. (Wagoner)
17	Jake Strong	QB	6-1	210	Fr-HS	Justin, Texas (Northwest)
18	Will Burns	QB	6-2	200	Fr-HS	Mission Viejo, Calif. (Mission Viejo)
18	Tyler Owens^	DB	6-2	210	Sr-1L	Plano, Texas (Plano East)
19	A.J. McCarty	DB	6-0	190	Jr-TR	Brownwood, Texas (Brownwood)
19	Dylan Spencer	OLB	6-5	245	Fr-HS	Orange, Texas (C.E. King)
19	Haydon Wiginton	WR	5-11	195	So-SQ	Midlothian, Texas (Heritage)
20	Nehemiah Martinez I	WR	5-9	205	Jr-2L	Lubbock, Texas (Cooper)
20	Marcus Ramon-Edwards	DB	6-3	210	Fr-HS	Lubbock, Texas (Trinity)
21	Tyler King	WR	5-9	180	Fr-RS	Houston, Texas (Alief Taylor)
21	Cameron Watts	DB	5-11	200	Sr-2L	Tulsa, Okla. (Union)
22	Bryson Donnell	RB	5-10	220	Fr-RS	Tyler, Texas (Legacy)
22	Maurion Horn	DB	5-11	180	Fr-RS	Broken Arrow, Okla. (Broken Arrow)
23	Landon Hullaby	DB	6-0	205	Fr-RS	Mansfield, Texas (Timberview)
23	Cooper LaFebre	QB	6-1	175	So-SQ	Lubbock, Texas (Cooper)
24	Malik Dunlap^	DB	6-3	220	Sr-2L	Charlotte, N.C. (Harding)
24	Anquan Willis	RB	6-0	220	Fr-HS	Wichita Falls, Texas (Rider)
25	JMaury Davis	RB	5-11	180	Fr-HS	Clarendon, Texas (Clarendon)
25	Chapman Lewis	DB	6-1	180	Fr-HS	Burleson, Texas (Burleson Centennial)
26	Sammy Morris IV	DB	6-1	205	So-SQ	Prosper, Texas (Prosper)
27	Brenden Jordan	DB	6-0	215	Fr-HS	Mansfield, Texas (Mansfield)
28	Tahj Brooks	RB	5-10	230	Sr-3L	Manor, Texas (Manor)
28	Jordan Sanford	DB	6-0	195	Fr-HS	Arlington, Texas (Mansfield Timberview)
29	Chief Collins	DB	5-11	205	So-SQ	Lucas, Texas (Lovejoy)
30	Jackson Knotts	LS	5-11	190	Jr-2L	Plant City, Fla. (Plant City)
30	Miles Thompson	DB	5-11	175	Fr-HS	Cedar Rapids, Iowa (Washington)
31	Austin McNamara^	P	6-4	210	Sr-4L	Gilbert, Ariz. (Highland)
31	Joseph Plunk	DB	5-10	180	Jr-1L	Amarillo, Texas (Tascosa)
32	Tyrique Matthews^	LB	5-11	235	Sr-4L	Houston, Texas (Eisenhower)
33	Harvey Dyson III	OLB	6-3	250	Fr-RS	Cedar Hill, Texas (Cedar Hill)
33	Matthew Young^	TE	6-1	250	Sr-1L	Las Cruces, N.M. (Oñate)
34	Bryce Robinson	LB	6-2	235	Sr-SQ	Sachse, Texas (Sachse)
35	Miquel Dingle Jr.	LB	6-2	220	Fr-HS	Charleston, S.C. (Byrnes)
36	Justin Horne	LB	6-0	220	Fr-HS	New Orleans, La. (John Curtis Christian)
37	Brook Honore Jr.	P	6-0	185	Fr-RS	Manvel, Texas (Manvel)
38	Reese Burkhardt	K	6-1	205	Jr-TR	Andalusia, Ala. (Andalusia)
38	Anthony White	DB	6-0	185	Fr-HS	Abernathy, Texas (Abernathy)
39	Luke Dillingham	DB	6-1	200	So-SQ	Brock, Texas (Brock)
39	Charles Robinson	TE	6-0	250	So-SQ	Lubbock, Texas (Coronado)

NUMERICAL ROSTER

NO	PLAYER	POS	HT	WT	YR-EX	HOMETOWN (HIGH SCHOOL)
40	Wesley Smith	LB	5-10	220	So-1L	Midland, Texas (Legacy)
41	Ty Kana	LB	6-2	230	Fr-RS	Katy, Texas (Katy)
42	John Curry	LB	6-2	220	Fr-HS	Lubbock, Texas (Coronado)
43	Chris Lemons	OLB	6-2	205	Fr-HS	Prosper, Texas (Prosper)
43	Henry Teeter*	FB	6-4	250	Sr-2L	San Angelo, Texas (Central)
45	Terrell Tilmon	OLB	6-5	230	So-TR	Mansfield, Texas (Timberview)
46	Isaiah Crawford	OLB	6-4	230	Fr-HS	Post, Texas (Post)
47	Jacob Mauch	LS	6-3	220	Sr-SQ	Covina, Calif. (South Hills)
48	Gage Elder	LB	5-11	225	So-SQ	Rockwall, Texas (Rockwall)
48	Stone Harrington	K	6-3	185	Fr-RS	Colleyville, Texas (Colleyville)
49	Tre'Darius Brown	DL	6-2	300	Fr-HS	Natchitoches, La. (Natchitoches Central)
50	Trent Low	LB	6-1	220	Jr-1L	Midland, Texas (Lee)
51	Jayden Cofield	DL	6-2	305	Fr-HS	Austin, Texas (Manor)
53	Rusty Staats	OL	6-5	320	Sr-TR	Watertown, Tenn. (Watertown)
54	Kaden Carr	OL	6-6	320	Fr-HS	Canadian, Texas (Lubbock Cooper)
56	Dennis Wilburn*	OL	6-3	325	Sr-1L	Humble, Texas (Nimitz)
58	Tanner Allen	OL	6-3	285	Fr-RS	Bryan, Texas (Bryan)
60	Nick Fattig	OL	6-4	290	Fr-HS	League City, Texas (Clear Springs)
63	Dylan Shaw	OL	6-4	310	Fr-HS	Corpus Christi, Texas (Flour Bluff)
64	Jurrien Loftin	OL	6-5	315	Fr-RS	Aledo, Texas (Aledo)
65	Sheridan Wilson	OL	6-5	300	Fr-RS	Argyle, Texas (Argyle)
66	Matt Keeler	OL	6-6	305	So-1L	Chicago, Ill. (Nazareth Academy)
67	Dalton Merryman	OL	6-9	305	So-TR	Montgomery, Texas (Montgomery)
68	Seth Martin	OL	6-3	300	Fr-RS	Fort Worth, Texas (Everman)
69	Caleb Rodkey	OL	6-4	315	So-SQ	Missouri City, Texas (Ridge Point)
70	Cole Spencer*	OL	6-4	300	Sr-RS	Louisville, Ky. (Trinity)
71	Monroe Mills	OL	6-6	315	Jr-1L	Columbia, Mo. (Father Tolton)
72	Landon Peterson	OL	6-6	300	Sr-3L	Odessa, Texas (Permian)
74	Daniel Sill	OL	6-5	305	Fr-HS	College Station, Texas (A&M Consolidated)
75	Jacoby Jackson	OL	6-6	320	So-1L	Arlington, Texas (Mansfield Summit)
76	Caleb Rogers	OL	6-5	310	Sr-3L	Mansfield, Texas (Lake Ridge)
77	Garrett Morphis	OL	6-4	310	Fr-HS	Monticello, Ark. (Waco Midway - TX)
79	Ty Buchanan	OL	6-6	310	So-1L	Corpus Christi, Texas (Calallen)
80	Mason Tharp	TE	6-9	270	Jr-2L	Klein, Texas (Klein)
82	Drew Hocutt	WR	6-0	190	Jr-1L	Lubbock, Texas (Frenship)
83	Jack Esparza	TE	6-4	240	Fr-RS	Austin, Texas (St. Michael's Catholic)
84	D.J. Crest	WR	6-3	195	Fr-HS	El Paso, Texas (Parkland)
85	Aiden Meeks	WR	5-10	175	Fr-HS	Rockwall, Texas (Rockwall)
86	T.J. West	WR	6-1	195	Fr-HS	Houston, Texas (Humble)
87	Kelby Valsin	WR	6-1	195	Fr-HS	Arlington, Texas (Bowie)
88	Baylor Cupp	TE	6-6	260	Sr-1L	Brock, Texas (Brock)
90	Ansel Nedore	OLB	6-3	275	Fr-HS	Round Rock, Texas (Round Rock)
91	Blake Burris	DL	6-5	300	So-1L	Irving, Texas (Parish Episcopal)
93	Trevon McAlpine	DL	6-3	300	Fr-RS	Saratland, Ala. (Saratland)
94	Braylon Rigsby	DL	6-2	295	Fr-HS	Woodville, Texas (Woodville)
95	Jaylon Hutchings*	DL	6-0	305	Sr-4L	Forney, Texas (Forney)
96	Amier Washington	DL	6-2	275	Fr-HS	Orange, Texas (Little Cypress-Mauriceville)
97	Tony Bradford Jr.*	DL	6-1	300	Sr-4L	Houston, Texas (North Shore)
98	E'Maurion Banks	DL	6-5	300	So-SQ	Wichita Falls, Texas (Rider)
99	Sam Carrell	OLB	6-4	270	So-SQ	Albuquerque, N.M. (Sandia)
99	Gino Garcia	K	6-2	215	Sr-RS	Richardson, Texas (Pearce)

ROSTER KEY  
\* represents Super Senior in final year of eligibility

PRONUNCIATION GUIDE

Joseph Adedire	A-day-der-ray	Jacob Mauch	Mawke
E'Maurion Banks	e-mar-e-on	Behren Morton	Bear-en
Jerand Bradley	Jer-on	Trevon McAlpine	Trey-vonn
Tahj Brooks	Taj	Ansel Nedore	Na-door-e
Miquel Dingle Jr.	My-kel	Jesiah Pierre	Jah-sigh-ah
Bryson Donnell	Don-elle	Tyler Shough	Shuck
Coy Eakin	Achen (rhymes with bacon)	Dadrión Taylor-Demerson	Day-dree-un
Nick Fattig	Fat-ehg	Rayshad Williams	Ray-shad
Loic Fouonji	Low-ick Fun-G		
Brooke Honore'	On-o-Ray		
Maurion Horn	Mare-E-on Horn		
Ty Kana	Con-ya		
Matt Keeler	Key-ler		

ALPHABETICAL ROSTER

NO	NAME	POS
16	Jaden Morris	QB
26	Sammy Morris IV	DB
2	Behren Morton	QB
90	Ansel Nedore	DL
18	Tyler Owens	DB
2	Jalon Peoples	DB
72	Landon Peterson	OL
8	Jesiah Pierre	LB
31	Joseph Plunk	DB
1	Myles Price	WR
3	Bryce Ramirez	OLB
20	Marcus Ramon-Edwards	DB
94	Braylon Rigsby	DL
13	Ben Roberts	LB
34	Bryce Robinson	LB
39	Charles Robinson	TE
69	Caleb Rodkey	OL
10	Jacob Rodriguez	LB
76	Caleb Rogers	OL
28	Jordan Sanford	DB
63	Dylan Shaw	OL
12	Tyler Shough	QB
74	Daniel Sill	OL
17	Isaac Smith	OLB
40	Wesley Smith	LB
6	J.J. Sparkman	WR
70	Cole Spencer	OL
19	Dylan Spencer	OLB
53	Rusty Staats	OL
16	Marquez Stevenson	DB
17	Jake Strong	QB
1	Dadrión Taylor-Demerson	DB
43	Henry Teeter	FB
80	Mason Tharp	TE
30	Miles Thompson	DB
45	Terrell Tilmon	OLB
0	Cam'Ron Valdez	RB
87	Kelby Valsin	WR
96	Amier Washington	DL
21	Cameron Watts	DB
86	T.J. West	WR
38	Anthony White	DB
14	Xavier White	WR
19	Haydon Wiginton	WR
56	Dennis Wilburn	OL
0	Rayshad Williams	DB
24	Anquan Willis	RB
65	Sheridan Wilson	OL
15	Robert Wooten	OLB
15	Jayden York	TE
33	Matthew Young	TE



OFFENSIVE ROSTER BREAKDOWN

RETURNING/LOST

STARTERS RETURNING (10)

QB	Tyler Shough
RB	Tahj Brooks
WR	Jerand Bradley
WR	Myles Price
WR	Xavier White
TE	Mason Tharp
OL	Monroe Mills
OL	Landon Peterson
OL	Caleb Rogers
OL	Dennis Wilburn

OTHER RETURNERS WITH STARTING EXPERIENCE (10)

QB	Behren Morton
OL	Ty Buchanan
OL	Jacoby Jackson
OL	Matt Keeler
WR	Brady Boyd
WR	Loic Fouonji
WR	Nehemiah Martinez I
WR	J.J. Sparkman
TE	Baylor Cupp
TE	Henry Teeter

LETTERWINNERS RETURNING (24)

QB	Behren Morton
QB	Tyler Shough
RB	Tahj Brooks
RB	Cam'Ron Valdez
OL	Ty Buchanan
OL	Jacoby Jackson
OL	Matt Keeler
OL	Monroe Mills
OL	Landon Peterson
OL	Caleb Rogers
OL	Dennis Wilburn
WR	Brady Boyd
WR	Jerand Bradley
WR	Jordan Brown
WR	Loic Fouonji
WR	Drew Hocutt
WR	Nehemiah Martinez I
WR	Myles Price
WR	J.J. Sparkman
WR	Xavier White
TE	Baylor Cupp
TE	Henry Teeter
TE	Mason Tharp
TE	Jayden York

STARTERS LOST (1)

OL	Weston Wright
----	---------------

LETTERWINNERS LOST (5)

QB	Donovan Smith
RB	SaRodorick Thompson
OL	Ethan Carde
OL	Weston Wright
WR	Trey Cleveland III

SPECIALISTS RETURNING (2)

LS	Jackson Knotts
P	Austin McNamara

SPECIALISTS LOST (1)

K	Trey Wolff
---	------------

QUARTERBACKS

2	Behren Morton	6-2	215	So-1L	Eastland, Texas (Eastland)
12	Tyler Shough	6-5	230	Sr-2L	Chandler, Ariz. (Hamilton)
17	Jake Strong	6-1	210	Fr-HS	Justin, Texas (Northwest)
18	Will Burns	6-2	200	Fr-HS	Mission Viejo, Calif. (Mission Viejo)
23	Cooper LaFebre	6-1	175	So-SQ	Lubbock, Texas (Cooper)

RUNNING BACKS

0	Cam'Ron Valdez	5-9	205	So-1L	Rockdale, Texas (Rockdale)
16	Jaden Morris	5-11	205	Fr-RS	Arlington, Texas (Lamar)
22	Bryson Donnell	5-10	220	Fr-RS	Tyler, Texas (Legacy)
24	Anquan Willis	6-0	220	Fr-HS	Wichita Falls, Texas (Rider)
25	JMaury Davis	5-11	180	Fr-HS	Clarendon, Texas (Clarendon)
28	Tahj Brooks	5-10	230	Sr-3L	Manor, Texas (Manor)

TIGHT ENDS

15	Jayden York	6-4	250	Jr-1L	Austin, Texas (Bowie)
33	Matthew Young^	6-1	250	Sr-1L	Las Cruces, N.M. (Oñate)
39	Charles Robinson	6-0	250	So-SQ	Lubbock, Texas (Coronado)
43	Henry Teeter^	6-4	250	Sr-2L	San Angelo, Texas (Central)
80	Mason Tharp	6-9	270	Jr-2L	Klein, Texas (Klein)
83	Jack Esparza	6-4	240	Fr-RS	Austin, Texas (St. Michael's Catholic)
88	Baylor Cupp	6-6	260	Sr-1L	Brock, Texas (Brock)

WIDE RECEIVERS

1	Myles Price	5-10	190	Sr-3L	The Colony, Texas (The Colony)
4	Jordan Brown	5-11	185	Jr-1L	Dallas, Texas (DeSoto)
6	J.J. Sparkman	6-4	225	Jr-2L	Longview, Texas (Pine Tree)
8	Coy Eakin	6-2	210	Fr-RS	Stephenville, Texas (Stephenville)
9	Jerand Bradley	6-5	220	So-1L	Frisco, Texas (DeSoto)
10	Drae McCray	5-9	185	Jr-TR	Tallahassee, Fla. (North Florida Christian)
11	Loic Fouonji	6-4	215	Sr-3L	Midland, Texas (Lee)
13	Brady Boyd	6-1	205	Jr-1L	Southlake, Texas (Southlake Carroll)
14	Xavier White^	6-0	195	Sr-3L	Lubbock, Texas (Monterey)
19	Haydon Wiginton	5-11	195	So-SQ	Midlothian, Texas (Heritage)
20	Nehemiah Martinez I	5-9	205	Jr-2L	Lubbock, Texas (Cooper)
21	Tyler King	5-9	180	Fr-RS	Houston, Texas (Alief Taylor)
82	Drew Hocutt	6-0	190	Jr-1L	Lubbock, Texas (Frenship)
84	D.J. Crest	6-3	195	Fr-HS	El Paso, Texas (Parkland)
85	Aiden Meeks	5-10	175	Fr-HS	Rockwall, Texas (Rockwall)
86	T.J. West	6-1	195	Fr-HS	Houston, Texas (Humble)
87	Kelby Valsin	6-1	195	Fr-HS	Arlington, Texas (Bowie)

OFFENSIVE LINE

53	Rusty Staats	6-5	320	Sr-TR	Watertown, Tenn. (Watertown)
54	Kaden Carr	6-6	320	Fr-HS	Canadian, Texas (Lubbock Cooper)
56	Dennis Wilburn^	6-3	325	Sr-1L	Humble, Texas (Nimitz)
60	Nick Fattig	6-4	290	Fr-HS	League City, Texas (Clear Springs)
63	Dylan Shaw	6-4	310	Fr-HS	Corpus Christi, Texas (Flour Bluff)
64	Jurrien Loftin	6-5	315	Fr-RS	Aledo, Texas (Aledo)
65	Sheridan Wilson	6-5	300	Fr-RS	Argyle, Texas (Argyle)
66	Matt Keeler	6-6	305	So-1L	Chicago, Ill. (Nazareth Academy)
67	Dalton Merryman	6-9	305	So-TR	Montgomery, Texas (Mongomery)
68	Seth Martin	6-3	300	Fr-RS	Fort Worth, Texas (Everman)
69	Caleb Rodkey	6-4	315	So-SQ	Missouri City, Texas (Ridge Point)
70	Cole Spencer^	6-4	300	Sr-RS	Louisville, Ky. (Trinity)
71	Monroe Mills	6-6	315	Jr-1L	Columbia, Mo. (Father Tolton)
72	Landon Peterson	6-6	300	Sr-3L	Odessa, Texas (Permian)
74	Daniel Sill	6-5	305	Fr-HS	College Station, Texas (A&M Consolidated)
75	Jacoby Jackson	6-6	320	So-1L	Arlington, Texas (Mansfield Summit)
76	Caleb Rogers	6-5	310	Sr-3L	Mansfield, Texas (Lake Ridge)
77	Garrett Morphis	6-4	310	Fr-HS	Monticello, Ark. (Waco Midway - TX)
79	Ty Buchanan	6-6	310	So-1L	Corpus Christi, Texas (Calallen)

SPECIALISTS

30	Jackson Knotts	5-11	190	Jr-2L	Plant City, Fla. (Plant City)
31	Austin McNamara^	6-4	210	Sr-4L	Gilbert, Ariz. (Highland)
37	Brook Honore Jr.	6-0	185	Fr-RS	Manvel, Texas (Manvel)
38	Reese Burkhardt	6-1	205	Jr-TR	Andalusia, Ala. (Andalusia)
47	Jacob Mauch	6-3	220	Sr-SQ	Covina, Calif. (South Hills)
48	Stone Harrington	6-3	185	Fr-RS	Colleyville, Texas (Colleyville)
99	Gino Garcia	6-2	215	Sr-RS	Richardson, Texas (Pearce)



DEFENSIVE ROSTER BREAKDOWN

DEFENSIVE LINE

5	Quincy Ledet Jr.	6-2	305	Sr-TR	Orange, Texas (West Orange-Stark)
15	Robert Wooten	6-3	270	Jr-1L	Stafford, Texas (Stafford)
47	Tanner Allen	6-3	285	Fr-RS	Bryan, Texas (Bryan)
49	Tre'Darius Brown	6-2	300	Fr-HS	Natchitoches, La. (Natchitoches Central)
51	Jayden Cofield	6-2	305	Fr-HS	Austin, Texas (Manor)
91	Blake Burris	6-5	300	So-1L	Irving, Texas (Parish Episcopal)
93	Trevon McAlpine	6-3	300	Fr-RS	Saraland, Ala. (Saraland)
94	Braylon Rigsby	6-2	295	Fr-HS	Woodville, Texas (Woodville)
95	Jaylon Hutchings <sup>*</sup>	6-0	305	Sr-4L	Forney, Texas (Forney)
96	Amier Washington	6-2	275	Fr-HS	Orange, Texas (Little Cypress-Mauriceville)
97	Tony Bradford Jr. <sup>*</sup>	6-1	300	Sr-4L	Houston, Texas (North Shore)
98	E'Maurion Banks	6-5	305	So-SQ	Wichita Falls, Texas (Rider)

OUTSIDE LINEBACKERS

3	Bryce Ramirez	6-2	245	Sr-1L	Missouri City, Texas (George Ranch)
6	Myles Cole <sup>*</sup>	6-6	280	Sr-1L	Shreveport, La. (Evangel Christian Academy)
7	Steve Linton	6-5	235	Sr-TR	Dublin, Ga. (Dublin)
11	Charles Esters III	6-3	260	So-SQ	Cedar Hill, Texas (Cedar Hill)
14	Joseph Adedire	6-3	265	So-1L	Mansfield, Texas (Summit)
17	Isaac Smith	6-6	260	So-1L	Wagoner, Okla. (Wagoner)
19	Dylan Spencer	6-5	245	Fr-HS	Orange, Texas (C.E. King)
33	Harvey Dyson III	6-3	250	Fr-RS	Cedar Hill, Texas (Cedar Hill)
43	Chris Lemons	6-2	205	Fr-HS	Prosper, Texas (Prosper)
45	Terrell Tilmon	6-5	230	So-TR	Mansfield, Texas (Timberview)
46	Isaiah Crawford	6-4	230	Fr-HS	Post, Texas (Post)
90	Ansel Nedore	6-3	275	Fr-HS	Round Rock, Texas (Round Rock)
99	Sam Carrell	6-4	270	So-SQ	Albuquerque, N.M. (Sandia)

INSIDE LINEBACKERS

8	Jesiah Pierre	6-2	240	Sr-2L	Mount Dora, Fla. (Christian Academy)
10	Jacob Rodriguez	6-1	235	Jr-1L	Wichita Falls, Texas (Rider)
13	Ben Roberts	6-3	230	Fr-RS	Haslet, Texas (Eaton)
32	Tyrique Matthews <sup>*</sup>	5-11	235	Sr-4L	Houston, Texas (Eisenhower)
34	Bryce Robinson	6-2	235	Sr-SQ	Sachse, Texas (Sachse)
35	Miquel Dingle Jr.	6-2	220	Fr-HS	Charleston, S.C. (Byrnes)
36	Justin Horne	6-0	220	Fr-HS	New Orleans, La. (John Curtis Christian)
40	Wesley Smith	5-10	220	So-1L	Midland, Texas (Legacy)
41	Ty Kana	6-2	230	Fr-RS	Katy, Texas (Katy)
42	John Curry	6-2	220	Fr-HS	Lubbock, Texas (Coronado)
48	Gage Elder	5-11	225	So-SQ	Rockwall, Texas (Rockwall)
50	Trent Low	6-1	220	Jr-1L	Midland, Texas (Lee)

DEFENSIVE BACKS

0	Rayshad Williams <sup>*</sup>	6-3	215	Sr-2L	Memphis, Tenn. (Whitehaven)
1	Dadrión Taylor-Demerson <sup>*</sup>	5-11	195	Sr-4L	Oklahoma City, Okla. (Carl Albert)
2	Jalon Peoples	5-11	185	Fr-RS	Cedar Hill, Texas (Cedar Hill)
4	Nate Floyd	6-0	190	Jr-1L	College Station, Texas (A&M Consolidated)
9	C.J. Baskerville	6-3	215	Jr-TR	North Richland Hills, Texas (Richland)
12	Bralyn Lux	5-11	175	Sr-TR	San Jose, Calif. (King's Academy)
16	Macho Stevenson	6-1	190	Fr-HS	Shreveport, La. (Captain Shreve)
18	Tyler Owens <sup>*</sup>	6-2	210	Sr-1L	Plano, Texas (Plano East)
19	A.J. McCarty	6-0	190	Jr-TR	Brownwood, Texas (Brownwood)
20	Marcus Ramon-Edwards	6-3	210	Fr-HS	Lubbock, Texas (Trinity)
21	Cameron Watts	5-11	200	Sr-2L	Tulsa, Okla. (Union)
22	Maurion Horn	5-11	180	Fr-RS	Broken Arrow, Okla. (Broken Arrow)
23	Landon Hullaby	6-0	205	Fr-RS	Mansfield, Texas (Timberview)
24	Malik Dunlap <sup>*</sup>	6-3	220	Sr-2L	Charlotte, N.C. (Harding)
25	Chapman Lewis	6-1	180	Fr-HS	Burleson, Texas (Burleson Centennial)
26	Sammy Morris IV	6-1	205	So-SQ	Prosper, Texas (Prosper)
27	Brenden Jordan	6-0	215	Fr-HS	Mansfield, Texas (Mansfield)
28	Jordan Sanford	6-0	195	Fr-HS	Arlington, Texas (Mansfield Timberview)
29	Chief Collins	5-11	200	So-SQ	Lucas, Texas (Lovejoy)
30	Miles Thompson	5-11	175	Fr-HS	Cedar Rapids, Iowa (Washington)
31	Joseph Plunk	5-10	180	Jr-1L	Amarillo, Texas (Tascosa)
38	Anthony White	6-0	185	Fr-HS	Abernathy, Texas (Abernathy)
39	Luke Dillingham	6-1	200	Jr-SQ	Brock, Texas (Brock)

RETURNING/LOST

STARTERS RETURNING (6)

DL	Tony Bradford Jr.
DL	Jaylon Hutchings
LB	Jesiah Pierre
DB	Malik Dunlap
DB	Dadrión Taylor-Demerson
DB	Rayshad Williams

RETURNERS WITH STARTING EXPERIENCE (6)

DL	Robert Wooten
OLB	Joseph Adedire
OLB	Myles Cole
OLB	Bryce Ramirez
OLB	Isaac Smith
DB	Tyler Owens

LETTERWINNERS RETURNING (17)

DL	Tony Bradford Jr.
DL	Blake Burris
DL	Jaylon Hutchings
DL	Robert Wooten
OLB	Joseph Adedire
OLB	Myles Cole
OLB	Bryce Ramirez
OLB	Isaac Smith
LB	Trent Low
LB	Tyrique Matthews
LB	Jesiah Pierre
LB	Jacob Rodriguez
DB	Malik Dunlap
DB	Tyler Owens
DB	Joseph Plunk
DB	Dadrión Taylor-Demerson
DB	Rayshad Williams

STARTERS LOST (5)

OLB	Tyree Wilson
LB	Kosi Eldridge
LB	Krishon Merriweather
DB	Marquis Waters
DB	Reggie Pearson Jr.

LETTERWINNERS LOST (13)

DL	Phillip Blidi
DL	Vidal Scott Jr.
OLB	Tyree Wilson
LB	Jackson Baggett
LB	Patrick Curley
LB	Kosi Eldridge
LB	Krishon Merriweather
LB	Dimitri Moore
DB	Keyon Blankenbaker
DB	Adrian Frye
DB	Kobee Minor
DB	Marquis Waters
DB	Reggie Pearson Jr.

INDIVIDUAL GAME HIGHS

PASSING

Name	Completions		Attempts		Yards		Career 300-Yard Passing Games
	2023	Career	2023	Career	2023	Career	
#2 Behren Morton	19 (at Baylor)	39 ('22 at Oklahoma St.)	37 (at West Virginia)	62 ('22 at Oklahoma St.)	180 (at Baylor)	379 ('22 at Oklahoma St.)	2
#12 Tyler Shough	31 (at Wyoming)	31 (2x, last '23 at Wyoming)	47 (at Wyoming)	50 ('22 vs. Oklahoma)	338 (at Wyoming)	436 ('22 vs. Oklahoma)	5 (3/2*)
Name	Longest Pass		TDs		INTs		
	2023	Career	2023	Career	2023	Career	
#2 Behren Morton	34 (vs. Houston)	55 ('22 vs. West Virginia)	3 (at Baylor)	3 ('23 at Baylor)	1 (2x, last at Baylor)	3 ('22 vs. Baylor)	
#12 Tyler Shough	46 (vs. Tarleton St.)	75 ('21 vs. SFA)	3 (2x, last vs. Oregon)	4 (2x, last '21 vs. FIU)	3 (vs. Oregon)	3 ('23 vs. Oregon)	

RUSHING

Name	Attempts		Yards		TDs		Longest Career Run	100-Yd Games
	2023	Career	2023	Career	2023	Career		
#0 Cam'Ron Valdez	6 (3x, last at Baylor)	11 ('22 vs. Kansas)	111 (vs. Houston)	111 ('23 vs. Houston)	1 (vs. Houston)	1 ('23 vs. Houston)	54 ('23 vs. Houston)	1
#14 Xavier White	2 (vs. Oregon)	14 ('20 at Kansas)	2 (2x, last vs. Houston)	135 ('20 at Kansas)	--	1 (5x, last '21 at OU)	70 ('20 at Okla. St.)	2
#20 Nehemiah Martinez	6 (vs. Tarleton St.)	6 ('23 vs. Tarleton St.)	38 (vs. Tarleton St.)	38 (vs. Tarleton St.)	--	has not happened	11 ('23 at West Virginia)	0
#22 Bryson Donnell	4 (vs. Tarleton St.)	8 (2x, last '22 vs WVU)	15 (vs. Tarleton St.)	49 ('22 vs. West Virginia)	--	has not happened	38 ('22 vs. West Virginia)	0
#28 Tahj Brooks	31 (at Baylor)	31 (at Baylor)	170 (at Baylor)	170 ('23 at Baylor)	2 (vs. Houston)	3 ('22 vs. Murray St.)	67 ('21 vs. SFA)	8
<i>Quarterbacks</i>								
#2 Behren Morton	8 (at West Virginia)	17 ('22 at Oklahoma St.)	11 (vs. Tarleton St.)	53 ('22 at Oklahoma St.)	1 (at Baylor)	1 (3x, last '23 at Baylor)	17 ('21 vs. Okla. St.)	0
#12 Tyler Shough	23 (vs. Oregon)	25 ('22 vs. Ole Miss)	101 (vs. Oregon)	111 ('22 vs. Ole Miss)	1 (2x, last vs. Tarleton St.)	2 ('22 vs. Ole Miss)	58 ('23 vs. Oregon)	2

RECEIVING

Name	Receptions		Yards		TDs		Longest Career Reception	100-Yd Games
	2023	Career	2023	Career	2023	Career		
#1 Myles Price	10 (at Baylor)	13 ('22 vs. Texas)	90 (at Baylor)	175 ('21 vs. Iowa State)	1 (4x, last vs. Houston)	1 (9x, last '23 vs. Houston)	54 ('22 vs. Houston)	1
#4 Jordan Brown	6 (vs. Tarleton St.)	6 ('23 vs. Tarleton St.)	73 (vs. Tarleton St.)	73 ('23 vs. Tarleton St.)	1 (vs. Tarleton St.)	1 ('23 vs. Tarleton St.)	46 ('23 vs. Tarleton St.)	0
#6 J.J. Sparkman	1 (vs. Tarleton St.)	4 ('22 vs. Texas)	1 (vs. Tarleton St.)	46 ('22 at TCU)	--	1 (3x, last '22 at TCU)	33 ('22 at TCU)	0
#8 Coy Eakin	2 (at Baylor)	2 ('23 at Baylor)	20 (at Baylor)	20 ('23 at Baylor)	1 (at Baylor)	1 ('23 at Baylor)	13 ('23 at Baylor)	0
#9 Jerand Bradley	8 (at Wyoming)	8 (4x, last '23 at Wyo.)	88 (at Wyoming)	173 ('22 vs. Oklahoma)	1 (3x, last at West Virginia)	2 ('22 vs. Murray St.)	52 ('21 vs. Miss. St.)	3
#10 Drae McCray	5 (at Wyoming)	12 ('22 at Alabama)*	42 (at Wyoming)	237 ('21 vs. Tenn. Tech)*	--	4 ('21 vs. Tenn. Tech)*	73 ('21 vs. Tenn. Tech)*	(6)*
#11 Loic Founji	1 (2x, last vs. Houston)	7 ('22 vs. Ole Miss)	25 (vs. Houston)	110 ('22 vs. Murray St.)	1 (vs. Houston)	2 ('22 vs. Murray St.)	69 ('21 at Texas)	2
#14 Xavier White	4 (2x, last vs. Oregon)	9 ('22 at K-State)	53 (vs. Houston)	139 ('22 vs. West Virginia)	--	1 (5x, last '22 vs. West Virginia)	55 ('22 vs. West Virginia)	4
#15 Jayden York	2 (at Wyoming)	2 ('23 at Wyoming)	22 (at Wyoming)	22 ('23 at Wyoming)	1 (at Wyoming)	1 ('23 at Wyoming)	19 ('23 at Wyoming)	0
#20 Nehemiah Martinez	1 (vs. Oregon)	6 ('22 vs. West Virginia)	31 (vs. Oregon)	76 ('22 vs. Houston)	--	1 (2x, last '22 at K-State)	43 ('22 vs. Houston)	0
#43 Henry Teeter	--	1 (8x, last '22 vs. Ole Miss)	--	23 (2x, last '22 vs WVU)	--	1 ('22 vs. Baylor)	23 (2x, last '22 vs WVU)	0
#80 Mason Tharp	4 (vs. Oregon)	4 ('23 vs. Oregon)	43 (vs. Tarleton St.)	61 ('21 vs. FIU)	1 (2x, last vs. Tarleton St.)	1 (5x, last '23 vs. Tarleton St.)	28 ('23 vs. Tarleton St.)	0
#88 Baylor Cupp	2 (at Baylor)	4 ('22 vs. Texas)	34 (at Baylor)	65 ('22 vs. Texas)	2 (at Baylor)	2 ('23 at Baylor)	24 ('22 vs. Texas)	0
<i>Running Backs</i>								
#0 Cam'Ron Valdez	--	has not happened	--	has not happened	--	has not happened	--	-
#28 Tahj Brooks	4 (vs. Oregon)	5 (2x, last '22 at NC State)	18 (vs. Oregon)	44 ('22 at NC State)	--	1 ('22 vs. Texas)	18 ('21 vs. Iowa St.)	0

DEFENSE

Name	Tackles		Sacks		TFLs		INT	FF
	2023	Career	2023	Career	2023	Career		
#0 Rayshad Williams	5 (vs. Oregon)	7 ('21 vs. Oklahoma St.)	--	has not happened	1.0 (at Baylor)	1.0 (3x, last '23 at Baylor)	1 ('22 vs WVU)	--
#1 D. Taylor-Demerson	12 (vs. Oregon)	12 ('23 vs. Oregon)	--	1.0 ('22 at TCU)	--	2.0 ('22 vs. Kansas)	1 (7x)	1 (2x)
#3 Bryce Ramirez	2 (2x, last vs. Houston)	3 ('22 vs. Houston)	--	has not happened	--	has not happened	--	--
#5 Quincy Ledet Jr.	2 (at Wyoming)	8 ('22 vs. Southern Miss)*	--	1.0 (3x, last vs. Southern Miss)*	--	1.5 (2x, last vs. Southern Miss)*	--	1 (2x)*
#6 Myles Cole	6 (at West Virginia)	6 ('23 at West Virginia)	2.0 (vs. Tarleton St.)	2.0 ('23 vs. Tarleton St.)	2.0 (vs. Tarleton St.)	2.0 (2x, last '23 vs. Tarleton St.)	--	--
#7 Steve Linton	5 (at Wyoming)	6 ('22 vs. Louisville)*	3.0 (at Baylor)	3.0 ('23 at Baylor)	3.0 (at Baylor)	3.0 ('23 at Baylor)	--	2 ('23 at Baylor)
#8 Jesiah Pierre	14 (at Wyoming)	14 ('23 at Wyoming)	0.5 (at Baylor)	2.0 ('22 vs. Kansas)	0.5 (at Baylor)	2.5 ('22 at TCU)	--	1 ('22 vs Kansas)
#9 C.J. Baskerville	9 (vs. Houston)	9 (2x, last '23 vs. UH)*	--	has not happened	1.5 (at Wyoming)	1.5 ('23 at Wyoming)	1 ('21 vs UTSA)*	--
#10 Jacob Rodriguez	2 (at Wyoming)	5 ('22 vs. Baylor)	--	has not happened	--	1.0 (2x, last '22 vs. Ole Miss)	--	1 (2x)
#11 Charles Esters III	7 (vs. Oregon)	7 ('23 vs. Oregon)	2.0 (at Baylor)	2.0 ('23 at Baylor)	2.0 (at Baylor)	2.0 ('23 at Baylor)	--	1 ('23 at Baylor)
#12 Bralyn Lux	3 (vs. Tarleton St.)	9 ('20 at UNLV)*	--	1.0 (2x, last '22 at Boise St.)*	1.0 (at Wyoming)	2.0 ('22 at UConn)*	1 (2x)*	1 (2x)*
#13 Ben Roberts	12 (vs. Oregon)	12 ('23 vs. Oregon)	0.5 (vs. Oregon)	0.5 ('23 vs. Oregon)	2.0 (at Baylor)	2.0 ('23 at Baylor)	1 ('23 at WVU)	1 (2x)
#14 Joseph Adedire	4 (at West Virginia)	4 (2x, last '23 at WVU)	--	1.0 ('22 vs. Oklahoma)	0.5 (vs. Oregon)	1.0 (2x, last '22 vs. Oklahoma)	--	--
#18 Tyler Owens	10 (vs. Houston)	10 ('23 vs. Houston)	--	has not happened	--	0.5 ('20 vs. Baylor)*	1 ('22 vs Ole Miss)	1 (2x)
#24 Malik Dunlap	3 (at Wyoming)	6 (2x, last '22 vs Baylor)*	--	1.0 ('20 Virginia)*	--	1.0 (2x)*	2 ('23 vs Tarleton St.)	--
#25 Chapman Lewis	4 (vs. Houston)	4 (vs. Houston)	--	has not happened	--	has not happened	--	--
#27 Brenden Jordan	4 (vs. Tarleton St.)	4 ('23 vs. Tarleton St.)	--	has not happened	--	has not happened	--	--
#32 Tyrique Matthews	6 (at Wyoming)	6 ('23 at Wyoming)	--	has not happened	1.0 (vs. Houston)	1.5 ('22 vs. Murray St.)	--	1 ('21 vs K-State)
#35 Miquel Dingle Jr.	4 (vs. Houston)	4 ('23 vs. Houston)	--	has not happened	1.0 (vs. Houston)	1.0 ('23 vs. Houston)	--	--
#95 Jaylon Hutchings	6 (at West Virginia)	7 (2x, last '21 at Baylor)	1.0 (2x, last at WVU)	1.0 (8x, last '23 at West Virginia)	2.5 (at West Virginia.)	2.5 ('23 at West Virginia)	--	1 (2x)
#97 Tony Bradford Jr.	3 (2x, last vs. Houston)	8 ('20 at Iowa State)	1.0 (vs. Houston)	1.0 (10x, last '23 vs. Houston)	1.0 (vs. Houston)	3.0 ('22 vs. Baylor)	--	1 ('23 vs Houston)
#98 E'Maurion Banks	4 (at Baylor)	4 ('23 at Baylor)	0.5 (at Wyoming)	0.5 ('23 at Wyoming)	1.0 (at Baylor)	1.0 ('23 at Baylor)	--	--

\* - indicates stats that include numbers accumulated at previous FBS institution



14 JOSEPH ADEDIRE

OLB | So. | 2nd Yr. | Mansfield, Texas | Summit HS

PARTICIPATION	2022	2023	CAREER
GP/GS	12/6	5/2	17/9

CAREER STATS

TACKLES	GP	UA	A	Total	TFL	Yds	PD	FF	FR	Blkd	QBH
2022	12	9	10	19	3.5	11	0	0	0	0	4
2023	5	6	3	9	0.5	0	0	0	0	0	1
Totals	17	15	13	28	4	11	0	0	0	0	5

SACKS	G	UA	A	Total	Yds
2022	12	1	0	1.0	4
2023	5	0	0	0.0	0
Totals	17	1	0	1.0	4

2023 GAME-BY-GAME STATS

Opponent	GS	UA	A	TOT	SACKS-YDS	TFL-YDS	FF	FR	INT	QBH
at Wyoming	0	0	0		0.0	0.0-0	0	0	0	0
Oregon	1	1	2		0.0	0.5-0	0	0	0	0
Tarleton State	DNP-injured									
at West Virginia *	2	2	4		0.0	0.0	0	0	0	0
Houston *	2	0	2		0.0	0.0	0	0	0	1
at Baylor *	1	0	1		0.0	0.0	0	0	0	0
Kansas State	-	-	-		-	-	-	-	-	-
at BYU	-	-	-		-	-	-	-	-	-
TCU	-	-	-		-	-	-	-	-	-
at Kansas	-	-	-		-	-	-	-	-	-
UCF	-	-	-		-	-	-	-	-	-
at Texas	-	-	-		-	-	-	-	-	-
Totals	6	3	9		0.0-0	0.5-0	0	0	0	1

2022 GAME-BY-GAME STATS

Opponent	GS	UA	A	TOT	SACKS-YDS	TFL-YDS	FF	FR	INT	QBH
Murray State	DNP-injured									
Houston	0	0	0		0.0-0	0.0-0	0	0	0	0
at NC State	0	1	1		0.0-0	0.5-1	0	0	0	0
Texas	0	0	0		0.0-0	0.0-0	0	0	0	0
at Kansas State	1	0	1		0.0-0	0.0-0	0	0	0	0
at Oklahoma St. *	2	0	2		0.0-0	1.0-5	0	0	0	1
West Virginia	0	1	1		0.0-0	0.0-0	0	0	0	0
Baylor *	1	0	1		0.0-0	0.0-0	0	0	0	0
at TCU	1	2	3		0.0-0	0.0-0	0	0	0	0
Kansas *	2	1	3		0.0-0	0.5-1	0	0	0	1
at Iowa State *	1	0	1		0.0-0	0.0-0	0	0	0	1
Oklahoma *	1	3	4		1.0-4	1.0-4	0	0	0	1
Ole Miss *	0	2	2		0.0-0	0.5-0	0	0	0	0
Totals	9	10	19		1.0-4	3.5-11	0	0	0	4

9 C.J. BASKERVILLE

DB | Jr. | 3rd Yr. (1st at Tech) | North Richland Hills, Texas | Richland HS

PARTICIPATION	2021*	2022*	2023	CAREER
GP/GS	14/4	8/7	5/4	27/15

\* at San Diego State

CAREER STATS

TACKLES	GP	UA	A	Total	TFL	Yds	PD	FF	FR	INT	QBH
2021 (SDSU)	14	23	16	39	1.0	3	3	0	1	1	0
2022 (SDSU)	8	20	16	36	1.5	4	3	0	0	0	0
2023 (TTU)	5	23	9	32	3.5	13	3	0	0	0	1
TOTALS	27	66	41	107	6.0	20	9	0	1	1	1

INTERCEPTIONS	GP	No	Yds	TD	LG	AVG/R
2021 (SDSU)	14	1	0	0	0	0.0
2022 (SDSU)	8	0	0	0	0	0.0
2023 (TTU)	5	0	0	0	0	0.0
TOTALS	27	1	0	0	0	0.0

2023 GAME-BY-GAME STATS

Opponent	GS	UA	A	TOT	TFL-YDS	INT-YDS	FF	FR	PBU
at Wyoming	3	1	4		1.5-6	0-0	0	0	0
Oregon	DNP-injured								
Tarleton St.	*	3	3	6	0.0	0-0	0	0	2
at West Virginia *	4	3	7		0.0	0-0	0	0	0
Houston *	9	0	9		1.0-5	0-0	0	0	1
at Baylor *	4	2	6		1.0-2	0-0	0	0	0
Kansas State	-	-	-		-	-	-	-	-
at BYU	-	-	-		-	-	-	-	-
TCU	-	-	-		-	-	-	-	-
at Kansas	-	-	-		-	-	-	-	-
UCF	-	-	-		-	-	-	-	-
at Texas	-	-	-		-	-	-	-	-
Totals	23	9	32		3.5-13	0-0	0	0	3

2021 GAME-BY-GAME STATS (@ SAN DIEGO STATE)

Opponent	GS	UA	A	TOT	TFL-YDS	INT-YDS	FF	FR	PBU
Arizona *	3	3	6		0.0-0	0-0	0	0	0
Idaho State *	4	4	8		0.0-0	0-0	0	0	0
at Utah *	4	0	4		1.0-3	0-0	0	0	0
Toledo *	3	5	8		0.5-1	0-0	0	0	0
at Boise State *	3	2	5		0.0-0	0-0	0	0	2
Hawai'i.	*	1	0	1	0.0-0	0-0	0	0	1
at Nevada *	2	2	4		0.0-0	0-0	0	0	0
Air Force	0	0	0		0.0-0	0-0	0	0	0
Totals	20	16	36		1.5-4	0-0	0	0	3

2021 GAME-BY-GAME STATS (@ SAN DIEGO STATE)

Opponent	GS	UA	A	TOT	TFL-YDS	INT-YDS	FF	FR	PBU
New Mexico St.	0	0	0		0.0-0	0-0	0	0	0
at Arizona	0	0	0		0.0-0	0-0	0	0	0
Utah	0	0	0		0.0-0	0-0	0	0	0
Towson	1	1	2		0.5-2	0-0	0	0	0
New Mexico	1	1	2		0.0-0	0-0	0	0	0
at San Jose St.	0	0	0		0.0-0	0-0	0	0	0
at Air Force	1	0	1		0.0-0	0-0	0	0	0
Fresno State	0	0	0		0.0-0	0-0	0	0	0
at Hawai'i	1	1	2		0.0-0	0-0	0	1	0
Nevada	1	2	3		0.0-0	0-0	0	0	0
at UNLV *	2	4	6		0.0-0	0-0	0	0	1
Boise State *	3	2	5		0.5-1	0-0	0	0	0
Utah State *	8	1	9		0.0-0	0-0	0	0	2
vs. UTSA *	5	4	9		0.0-0	1-0	0	0	0
Totals	23	16	39		1.0-3	1-0	0	1	3

97 TONY  
BRADFORD JR.

DL | S-Sr. | 5th Yr. | Houston, Texas | North Shore HS

PARTICIPATION	2019	2020	2021	2022	2023	CAREER
GP/GS	11/2	8/8	10/2	13/13	6/6	48/31

CAREER STATS

TACKLES	GP	UA	A	Total	TFL	Yds	PD	FF	FR	Blkd	QBH
2019	11	9	4	13	2.0	7	0	0	0	0	0
2020	8	20	8	28	6.0	21	0	0	0	0	5
2021	10	15	17	32	8.0	33	2	0	0	0	1
2022	13	22	10	32	9.0	39	0	0	0	1	6
2023	6	7	6	13	2.0	10	0	1	0	0	0
Totals	48	73	45	118	27.0	110	2	1	0	1	12

SACKS	G	UA	A	Total	Yds
2019	11	0	2	1.0	6
2020	8	1	0	1.0	8
2021	10	3	1	3.5	22
2022	13	5	1	5.5	33
2023	6	1	0	1.0	7
Totals	48	10	4	12.0	76

2023 GAME-BY-GAME STATS

Opponent	GS	UA	A	TOT	SACKS-YDS	TFL-YDS	FF	FR	INT	QBH
at Wyoming	*	1	2	3	0.0-0	0.0-0	0	0	0	0
Oregon	*	0	1	1	0.0-0	0.5-2	0	0	0	0
Tarleton State	*	1	1	2	0.0-0	0.5-1	0	0	0	0
at West Virginia	*	1	1	2	0.0-0	0.0-0	0	0	0	0
Houston	*	3	0	3	1.0-7	1.0-7	1	0	0	0
at Baylor	*	1	1	2	0.0-0	0.0-0	0	0	0	0
Kansas State	-	-	-	-	-	-	-	-	-	-
at BYU	-	-	-	-	-	-	-	-	-	-
TCU	-	-	-	-	-	-	-	-	-	-
at Kansas	-	-	-	-	-	-	-	-	-	-
UCF	-	-	-	-	-	-	-	-	-	-
at Texas	-	-	-	-	-	-	-	-	-	-
Totals		7	6	13	1.0-7	2.0-10	1	0	0	0

2022 GAME-BY-GAME STATS

Opponent	GS	UA	A	TOT	SACKS-YDS	TFL-YDS	FF	FR	INT	QBH
Murray State	*	2	1	3	1.0-8	1.5-10	0	0	0	0
Houston	*	1	0	1	0.0-0	0.0-0	0	0	0	0
at NC State	*	0	1	1	0.0-0	0.0-0	0	0	0	1
Texas	*	1	2	3	0.5-3	0.5-3	0	0	0	0
at Kansas State	*	1	0	1	1.0-7	1.0-7	0	0	0	0
at Oklahoma St.	*	0	1	1	0.0-0	0.0-0	0	0	0	0
West Virginia	*	1	2	3	0.0-0	0.0-0	0	0	0	1
Baylor	*	5	0	5	1.0-6	3.0-9	0	0	0	0
at TCU	*	1	0	1	0.0-0	0.0-0	0	0	0	0
Kansas	*	1	0	1	0.0-0	1.0-1	0	0	0	0
at Iowa State	*	3	1	4	1.0-3	1.0-3	0	0	0	1
Oklahoma	*	2	1	3	1.0-6	1.0-6	0	0	0	2
vs. Ole Miss	*	4	1	5	0.0-0	0.0-0	0	0	0	1
Totals		22	10	32	5.5-33	9.0-39	0	0	0	6

2021 GAME-BY-GAME STATS

Opponent	GS	UA	A	TOT	SACKS-YDS	TFL-YDS	FF	FR	INT	QBH
vs. Houston		1	0	1	1.0-7	1.0-7	0	0	0	0
Stephen F. Austin		1	3	4	0.0-0	1.5-4	0	0	0	0
FIU		1	1	2	0.0-0	0.0-0	0	0	0	0
at Texas		0	1	1	0.0-0	0.0-0	0	0	0	0
at West Virginia	*	2	3	5	0.0-0	0.0-0	0	0	0	1
TCU	*	3	2	5	0.0-0	2.0-3	0	0	0	0
at Kansas		DNP-injured								
Kansas State		DNP-injured								
at Oklahoma		DNP-injured								
Iowa State		0	2	2	0.5-2	0.5-2	0	0	0	0
Oklahoma State		2	3	5	0.0-0	1.0-4	0	0	0	0
Baylor		4	2	6	1.0-3	1.0-3	0	0	0	0
Mississippi State		1	0	1	1.0-10	1.0-10	0	0	0	0
Totals		15	17	32	3.5-22	8.0-33	0	0	0	1

2020 GAME-BY-GAME STATS

Opponent	GS	UA	A	TOT	SACKS-YDS	TFL-YDS	FF	FR	INT	QBH
HBU	*	1	2	3	0.0-0	0.0-0	0	0	0	0
Texas	*	0	1	1	0.0-0	0.5-0	0	0	0	0
at Kansas St.	*	3	0	3	0.0-0	1.0-1	0	0	0	0
at Iowa St.	*	6	2	8	0.0-0	1.0-4	0	0	0	2
West Virginia	*	2	1	3	0.0-0	0.0-0	0	0	0	2
Baylor	*	3	0	3	0.0-0	1.0-4	0	0	0	0
at Oklahoma St.	*	0	1	1	0.0-0	0.0-0	0	0	0	0
Kansas	*	5	1	6	1.0-8	2.5-12	0	0	0	1
Totals		20	8	28	1.0-8	6.0-21	0	0	0	5

2019 GAME-BY-GAME STATS

Opponent	GS	UA	A	TOT	SACKS-YDS	TFL-YDS	FF	FR	INT	QBH
UTEP		1	1	2	0.5-4	0.5-4	0	0	0	0
Arizona		0	0	0	0.0-0	0.0-0	0	0	0	0
Oklahoma		0	0	0	0.0-0	0.0-0	0	0	0	0
Oklahoma St.	*	1	2	3	0.5-2	0.5-2	0	0	0	0
Baylor		2	0	2	0.0-0	0.0-0	0	0	0	0
Iowa St.		1	0	1	0.0-0	0.0-0	0	0	0	0
Kansas	*	0	0	0	0.0-0	0.0-0	0	0	0	0
West Virginia		1	0	1	0.0-0	1.0-1	0	0	0	0
TCU		1	1	2	0.0-0	0.0-0	0	0	0	0
Kansas St.		1	0	1	0.0-0	0.0-0	0	0	0	0
Texas		1	0	1	0.0-0	0.0-0	0	0	0	0
Totals		9	4	13	1.0-6	2.0-7	0	0	0	0

9 JERAND  
BRADLEY

WR | So. | 3rd Yr. | Frisco, Texas | Desoto HS

PARTICIPATION	2021	2022	2023	CAREER
GP/GS	4/0	12/9	6/6	22/15

CAREER STATS

RECEIVING	G	Rec	Yds	TD	Lg	Rec/G	Avg/C	Avg/G
2021	4	5	99	0	52	1.3	19.8	24.8
2022	12	51	744	6	47	4.3	14.6	62.0
2023	6	22	252	3	34	3.7	11.5	42.0
Totals	22	78	1,095	9	52	3.5	14.0	49.8

2023 GAME-BY-GAME

Opponent	GS	Rec	Yds	TD	Avg	LG	Rush	Yds	TD
at Wyoming	*	8	88	1	11.0	29	0	0	0
Oregon	*	5	83	1	16.6	34	0	0	0
Tarleton State	*	4	40	0	10	15	0	0	0
at West Virginia	*	3	30	1	10	16	0	0	0
Houston	*	1	5	0	5	5	0	0	0
at Baylor	*	1	6	0	6	6	0	0	0
Kansas State	-	-	-	-	-	-	-	-	-
at BYU	-	-	-	-	-	-	-	-	-
TCU	-	-	-	-	-	-	-	-	-
at Kansas	-	-	-	-	-	-	-	-	-
UCF	-	-	-	-	-	-	-	-	-
at Texas	-	-	-	-	-	-	-	-	-
Totals		22	252	3	11.5	34	0	0	0

2022 GAME-BY-GAME

Opponent	GS	Rec	Yds	TD	Avg	LG	Rush	Yds	TD
Murray State	*	6	108	2	18	39	0	0	0
Houston	*	6	50	0	8.3	21	0	0	0
at NC State	*	2	14	0	7	10	0	0	0
Texas	*	2	26	0	13	15	0	0	0
at Kansas State		0	0	0	0	0	0	0	0
at Oklahoma State	*	8	119	1	14.9	31	0	0	0
West Virginia	*	3	42	0	14	17	0	0	0
Baylor	*	2	44	0	22	27	0	0	0
at TCU		2	54	1	27	47	0	0	0
Kansas		DNP-injured							
at Iowa State		4	26	0	6.5	12	0	0	0
Oklahoma	*	8	173	1	21.6	44	0	0	0
vs. Ole Miss	*	8	88	1	11	36	0	0	0
Totals		51	744	6	14.6	47	0	0	0

28TAHJBROOKS

RB | Sr. | 4th Yr. | Manor, Texas | Manor HS

PARTICIPATION	2020	2021	2022	2023	CAREER
GP/GS	10/0	9/4	13/6	6/6	38/16

CAREER STATS

RUSHING	G	Att	Yds	TD	Lg	Avg/C	Avg/G
2020	10	69	255	4	28	3.7	25.5
2021	9	87	568	7	67	6.5	63.1
2022	13	147	691	7	37	4.7	53.2
2023	6	114	688	4	38	6.0	114.7
Totals	38	417	2,202	22	67	5.3	57.9

RECEIVING	G	Rec	Yds	TD	Lg	Rec/G	Avg/C	Avg/G
2020	10	13	61	0	16	1.3	4.7	6.1
2021	9	6	52	0	18	0.7	8.7	5.8
2022	13	26	164	1	17	2.0	6.3	12.6
2023	6	9	35	0	10	1.5	3.9	5.8
Totals	38	54	312	1	18	1.4	5.8	8.2

2023 GAME-BY-GAME

Opponent	GS	Rush	Yds	TD	LG	Rec	Yds	TD	LG
at Wyoming	*	11	39	1	8	2	12	0	10
Oregon	*	7	71	0	35	4	18	0	7
Tarleton State	*	19	158	0	38	0	0	0	0
at West Virginia	*	25	149	0	27	1	6	0	6
Houston	*	21	101	2	19	1	-5	0	0
at Baylor	*	31	170	1	24	1	4	0	4
Kansas State	-	-	-	-	-	-	-	-	-
at BYU	-	-	-	-	-	-	-	-	-
TCU	-	-	-	-	-	-	-	-	-
at Kansas	-	-	-	-	-	-	-	-	-
UCF	-	-	-	-	-	-	-	-	-
at Texas	-	-	-	-	-	-	-	-	-
Totals		114	688	4	38	9	35	0	10

2022 GAME-BY-GAME

Opponent	GS	Rush	Yds	TD	LG	Rec	Yds	TD	LG
Murray State		6	50	3	23	1	1	0	1
Houston		17	78	1	19	5	34	0	17
at NC State	*	4	4	0	2	5	44	0	17
Texas		12	36	0	11	3	21	1	17
at Kansas State		10	39	0	7	4	5	0	3
at Oklahoma State		4	8	0	9	0	0	0	0
West Virginia	*	17	107	2	20	1	6	0	6
Baylor	*	16	98	0	31	2	17	0	10
at TCU	*	10	59	0	21	1	7	0	7
Kansas	*	16	51	1	9	0	0	0	0
at Iowa State	*	9	45	0	11	1	7	0	7
Oklahoma		12	26	0	6	3	22	0	11
vs. Ole Miss		14	90	0	37	0	0	0	0
Totals		147	691	7	37	26	164	1	17

2021 GAME-BY-GAME

Opponent	GS	Rush	Yds	TD	LG	Rec	Yds	TD	LG
vs. Houston	*	15	134	2	44	0	0	0	0
Stephen F. Austin		11	103	2	67	1	7	0	7
FIU	*	9	47	0	19	0	0	0	0
at Texas		DNP-injured							
at West Virginia		DNP-injured							
TCU		DNP-injured							
at Kansas		DNP-injured							
Kansas State		4	33	0	23	0	0	0	0
at Oklahoma	*	6	23	0	16	1	5	0	5
Iowa State	*	9	80	1	51	2	21	0	18
Oklahoma State		3	1	0	3	1	12	0	12
at Baylor		14	40	1	11	1	7	0	7
vs. Mississippi State		16	107	1	19	0	0	0	0
Totals		87	568	7	67	6	52	0	18

2020 GAME-BY-GAME

Opponent	GS	Rush	Yds	TD	LG	Rec	Yds	TD	LG
HBU		8	25	1	7	2	26	0	16
Texas		0	0	0	0	0	0	0	0
at Kansas St.		1	0	0	0	0	0	0	0
at Iowa St.		0	0	0	0	0	0	0	0
West Virginia		12	44	1	10	1	2	0	2
Oklahoma		12	30	0	16	3	19	0	10
at TCU		0	0	0	0	0	0	0	0
Baylor		14	48	2	9	1	6	0	6
at Oklahoma St.		6	29	0	12	4	7	0	6
Kansas		16	79	0	28	2	1	0	1
Totals		69	255	4	28	13	61	0	16

4JORDANBROWN

WR | Jr. | 4th Yr. (2nd at Tech) | Dallas, Texas | DeSoto HS

PARTICIPATION	2020*	2021*	2022	2023	CAREER
GP/GS	2/0	0/0	8/0	4/1	14/1

\* at Kansas

CAREER STATS

RECEIVING	G	Rec	Yds	TD	Lg	Rec/G	Avg/C	Avg/G
2020 (KU)	2	1	4	0	4	0.5	4.0	2.0
2021 (KU)	0	0	0	0	0	0.0	0.0	0.0
2022 (TTU)	8	3	18	0	10	0.4	6.0	2.3
2023 (TTU)	4	10	151	1	46	2.5	15.1	37.8
Totals	14	14	173	1	46	1.0	12.4	12.4

2023 GAME-BY-GAME

Opponent	GS	Rec	Yds	TD	Avg	LG	Rush	Yds	TD
at Wyoming		2	51	0	25.5	27	0	0	0
Oregon		0	0	0	0	0	0	0	0
Tarleton State		6	73	1	12.2	46	0	0	0
at West Virginia	*	2	27	0	13.5	26	0	0	0
Houston		DNP-injured							
at Baylor		DNP-injured							
Kansas State		-	-	-	-	-	-	-	-
at BYU		-	-	-	-	-	-	-	-
TCU		-	-	-	-	-	-	-	-
at Kansas		-	-	-	-	-	-	-	-
UCF		-	-	-	-	-	-	-	-
at Texas		-	-	-	-	-	-	-	-
Totals		10	151	1	15.1	46	0	0	0



6 MILES COLE

OLB | S-Sr. | 6th Yr. (2nd at Tech) | Shreveport, La. | Evangel Christian Academy

PARTICIPATION	2018*	2019*	2020*	2021*	2022	2023	CAREER
GP/GS	2/0	12/2	8/8	12/2	13/1	6/6	53/19

\* at Louisiana-Monroe

CAREER STATS

TACKLES	GP	UA	A	Total	TFL	Yds	PD	FF	FR	Blkd	QBH
2018 (ULM)	2	1	0	1	0.0	0	0	0	0	0	0
2019 (ULM)	12	2	1	3	1.0	5	0	0	0	0	0
2020 (ULM)	8	5	5	10	1.0	12	0	0	0	0	1
2021 (ULM)	12	6	22	28	1.0	5	0	0	0	0	2
2022 (TTU)	13	8	4	12	2.5	8	0	0	0	1	3
2023 (TTU)	6	10	8	18	3.0	21	1	0	0	0	1
Totals	53	32	40	72	8.5	51	1	0	0	1	7

SACKS	G	UA	A	Total	Yds
2018 (ULM)	2	0	0	0.0	0
2019 (ULM)	12	0	0	0.0	0
2020 (ULM)	8	1	0	1.0	12
2021 (ULM)	12	0	1	0.5	4
2022 (TTU)	13	0	0	0.0	0
2023 (TTU)	6	2	1	2.5	18
Totals	53	3	2	4.0	34

2023 GAME-BY-GAME STATS

Opponent	GS	UA	A	TOT	SACKS-YDS	TFL-YDS	FF	FR	INT	QBH
at Wyoming	*	1	0	1	0.0-0	0.0-0	0	0	0	0
Oregon	*	0	1	1	0.0-0	0.5-3	0	0	0	0
Tarleton State	*	3	1	4	2.0-13	2.0-13	0	0	0	0
at West Virginia	*	3	3	6	0.0-0	0.0-0	0	0	0	0
Houston	*	2	0	1	0.0-0	0.0-0	0	0	0	1
at Baylor	*	1	3	4	0.5-5	0.5-5	0	0	0	0
Kansas State	-	-	-	-	-	-	-	-	-	-
at BYU	-	-	-	-	-	-	-	-	-	-
TCU	-	-	-	-	-	-	-	-	-	-
at Kansas	-	-	-	-	-	-	-	-	-	-
UCF	-	-	-	-	-	-	-	-	-	-
at Texas	-	-	-	-	-	-	-	-	-	-
Totals		10	8	18	2.5-18	3.0-21	0	0	0	1

2022 GAME-BY-GAME STATS

Opponent	GS	UA	A	TOT	SACKS-YDS	TFL-YDS	FF	FR	INT	QBH
Murray State	1	2	3	0	0.0-0	0.5-1	0	0	0	0
Houston	0	0	0	0	0.0-0	0.0-0	0	0	0	0
at NC State	1	0	1	0	0.0-0	0.0-0	0	0	0	0
Texas	*	0	1	1	0.0-0	0.0-0	0	0	0	0
at Kansas State	2	0	2	0	0.0-0	0.0-0	0	0	0	0
at Oklahoma St.	0	0	0	0	0.0-0	0.0-0	0	0	0	0
West Virginia	0	1	1	0	0.0-0	0.0-0	0	0	0	0
Baylor	0	0	0	0	0.0-0	0.0-0	0	0	0	0
at TCU	0	0	0	0	0.0-0	0.0-0	0	0	0	0
Kansas	0	0	0	0	0.0-0	0.0-0	0	0	0	1
at Iowa State	2	0	2	0	0.0-0	0.0-0	0	0	0	1
Oklahoma	0	0	0	0	0.0-0	0.0-0	0	0	0	1
vs. Ole Miss	2	0	2	0	0.0-0	2.0-7	0	0	0	0
Totals		8	4	12	0.0-0	2.5-8	0	0	0	3

88 BAYLOR CUPP

TE | Sr. | 5th Yr. (2nd at Tech) | Brock, Texas | Brock HS

PARTICIPATION	2021*	2022	2023	CAREER
GP/GS	10/1	12/6	5/1	27/8

\* at Texas A&M

CAREER STATS

RECEIVING	G	Rec	Yds	TD	Lg	Rec/G	Avg/C	Avg/G
2021 (A&M)	10	0	0	0	0	0.0	0.0	0.0
2022 (TTU)	12	12	132	2	24	1.0	11.0	11.0
2023 (TTU)	5	5	56	2	18	1.0	11.2	11.2
Totals	27	17	188	4	24	0.6	11.1	7.0

2023 GAME-BY-GAME

Opponent	GS	Rec	Yds	TD	Avg	LG	Rush	Yds	TD
at Wyoming		0	0	0	0.0	0	0	0	0
Oregon		1	6	0	6.0	6	0	0	0
Tarleton State		DNP-injured							
at West Virginia		1	12	0	12	12	0	0	0
Houston		1	4	0	4	4	0	0	0
at Baylor	*	2	34	2	18	18	0	0	0
Kansas State	-	-	-	-	-	-	-	-	-
at BYU	-	-	-	-	-	-	-	-	-
TCU	-	-	-	-	-	-	-	-	-
at Kansas	-	-	-	-	-	-	-	-	-
UCF	-	-	-	-	-	-	-	-	-
at Texas	-	-	-	-	-	-	-	-	-
Totals		5	56	2	11.2	18	0	0	0

2022 GAME-BY-GAME

Opponent	GS	Rec	Yds	TD	Avg	LG	Rush	Yds	TD
Murray State		1	20	0	20	20	0	0	0
Houston		1	6	0	6	6	0	0	0
at NC State		DNP-injured							
Texas		4	65	1	16.3	24	0	0	0
at Kansas State		0	0	0	0	0	0	0	0
at Oklahoma State		1	0	0	0	0	0	0	0
West Virginia	*	1	3	0	3	3	0	0	0
Baylor		2	24	0	12	14	0	0	0
at TCU	*	0	0	0	0	0	0	0	0
Kansas	*	0	0	0	0	0	0	0	0
at Iowa State	*	1	4	1	4	4	0	0	0
Oklahoma	*	1	10	0	10	10	0	0	0
vs. Ole Miss	*	0	0	0	0	0	0	0	0
Totals		12	132	2	11	24	0	0	0



24 MALIK DUNLAP

DB | S-Sr. | 6th Yr. (3rd at Tech) | Charlotte, N.C. | Harding Univ. HS

PARTICIPATION	2018*	2019*	2020*	2021	2022	2023	CAREER
GP/GS	2/0	12/5	9/5	7/1	12/11	6/4	48/26

\* at NC State

CAREER STATS

TACKLES	GP	UA	A	Total	TFL	Yds	PD	FF	FR	Blkd	QBH
2018 (NCST)	2	0	1	1	0.0	0	0	0	0	0	0
2019 (NCST)	12	10	10	20	1.5	2	8	0	0	0	0
2020 (NCST)	9	15	5	20	1.0	2	6	0	0	0	0
2021 (TTU)	7	4	3	7	0.0	0	0	0	0	0	0
2022 (TTU)	12	27	6	33	0.5	2	12	0	0	0	0
2023 (TTU)	6	9	2	11	0.0	0	1	0	0	0	0
TOTALS	48	65	27	92	3.0	6	27	0	0	0	0

INTERCEPTIONS

GP	No	Yds	TD	LG	AVG/R
2018 (NCST)	2	0	0	0	0.0
2019 (NCST)	12	0	0	0	0.0
2020 (NCST)	9	0	0	0	0.0
2021 (TTU)	7	0	0	0	0.0
2022 (TTU)	12	1	0	0	0.0
2023 (TTU)	6	3	77	1	54
TOTALS	48	4	77	1	54

2023 GAME-BY-GAME STATS

Opponent	GS	UA	A	TOT	TFL-YDS	INT-YDS	FF	FR	PBU
at Wyoming	3	0	3	0.0-0	0-0	0	0	0	0
Oregon	0	2	2	0.0-0	0-0	0	0	0	0
Tarleton St.	* 2	0	2	0.0-0	2-56	0	0	1	
at West Virginia	* 1	0	1	0.0-0	1-21	0	0	0	0
Houston	* 2	0	1	0.0-0	0.0-0	0	0	0	0
at Baylor	* 1	0	1	0.0-0	0.0-0	0	0	0	0
Kansas State	-	-	-	-	-	-	-	-	-
at BYU	-	-	-	-	-	-	-	-	-
TCU	-	-	-	-	-	-	-	-	-
at Kansas	-	-	-	-	-	-	-	-	-
UCF	-	-	-	-	-	-	-	-	-
at Texas	-	-	-	-	-	-	-	-	-
Totals	9	2	11	0.0-0	3-77	0	0	1	

2022 GAME-BY-GAME STATS

Opponent	GS	UA	A	TOT	TFL-YDS	INT-YDS	FF	FR	PBU
Murray State	3	0	3	0.0-0	0-0	0	0	0	0
Houston	* 2	0	2	0.0-0	0-0	0	0	0	2
at NC State	* 2	0	2	0.0-0	0-0	0	0	4	
Texas	* 2	1	3	0.5-2	0-0	0	0	0	0
at Kansas State	* 2	0	2	0.0-0	0-0	0	0	0	0
at Oklahoma St.	* 0	0	0	0.0-0	0-0	0	0	1	
West Virginia	* 1	0	1	0.0-0	1-0	0	0	1	
Baylor	* 6	0	6	0.0-0	0-0	0	0	0	0
at TCU	* 1	2	3	0.0-0	0-0	0	0	1	
Kansas	* 3	2	5	0.0-0	0-0	0	0	1	
at Iowa State	DNP-injured								
Oklahoma	* 2	0	2	0.0-0	0-0	0	0	1	
vs. Ole Miss	* 3	1	4	0.0-0	0-0	0	0	1	
Totals	27	6	33	0.5-2	1-0	0	0	12	

2021 GAME-BY-GAME STATS

Opponent	GS	UA	A	TOT	TFL-YDS	INT-YDS	FF	FR	PBU
vs. Houston	2	0	2	0.0-0	0-0	0	0	0	0
Stephen F. Austin	0	1	1	0.0-0	0-0	0	0	0	0
FIU	1	0	1	0.0-0	0-0	0	0	0	0
at Texas	DNP-injured								
at West Virginia	DNP-injured								
TCU	DNP-injured								
at Kansas	0	0	0	0.0-0	0-0	0	0	0	0
Kansas State	0	0	0	0.0-0	0-0	0	0	0	0
at Oklahoma	* 0	2	2	0.0-0	0-0	0	0	0	0
Iowa State	1	0	1	0.0-0	0-0	0	0	0	0
Oklahoma State	DNP-injured								
at Baylor	DNP-injured								
vs. Mississippi St.	DNP-injured								
Totals	4	3	7	0.0-0	0-0	0	0	0	0

11 LOIC FOUONJI

WR | Sr. | 4th Yr. | Midland, Texas | Midland HS

PARTICIPATION	2020	2021	2022	2023	CAREER
GP/GS	9/0	10/1	13/3	6/1	38/5

CAREER STATS

RECEIVING	G	Rec	Yds	TD	Lg	Rec/G	Avg/C	Avg/G
2020	9	4	64	1	31	0.4	16.0	7.1
2021	10	8	168	1	69	0.8	21.0	16.8
2022	13	34	451	3	39	2.6	13.3	34.7
2023	6	2	45	1	25	0.3	22.5	7.5
Totals	38	48	728	6	69	1.3	15.2	19.2

2023 GAME-BY-GAME

Opponent	GS	Rec	Yds	TD	Avg	LG	Rush	Yds	TD
at Wyoming	*	1	20	0	20.0	20	0	0	0
Oregon	0	0	0	0	0	0	0	0	0
Tarleton State	0	0	0	0	0	0	0	0	0
at West Virginia	0	0	0	0	0	0	0	0	0
Houston	1	25	1	25	25	0	0	0	0
at Baylor	0	0	0	0	0	0	0	0	0
Kansas State	-	-	-	-	-	-	-	-	-
at BYU	-	-	-	-	-	-	-	-	-
TCU	-	-	-	-	-	-	-	-	-
at Kansas	-	-	-	-	-	-	-	-	-
UCF	-	-	-	-	-	-	-	-	-
at Texas	-	-	-	-	-	-	-	-	-
Totals	2	45	1	22.5	25	0	0	0	0

2022 GAME-BY-GAME

Opponent	GS	Rec	Yds	TD	Avg	LG	Rush	Yds	TD
Murray State	*	4	110	2	27.5	39	0	0	0
Houston	*	3	30	0	10	13	0	0	0
at NC State	2	28	0	14	18	0	0	0	0
Texas	0	0	0	0	0	0	0	0	0
at Kansas State	3	24	0	8	10	0	0	0	0
at Oklahoma State	2	14	0	7	7	0	0	0	0
West Virginia	3	25	1	8.3	12	0	0	0	0
Baylor	0	0	0	0	0	0	0	0	0
at TCU	1	7	0	7	7	0	0	0	0
Kansas	5	52	0	10.4	18	0	0	0	0
at Iowa State	0	0	0	0	0	0	0	0	0
Oklahoma	4	61	0	15.3	34	0	0	0	0
vs. Ole Miss	*	7	100	0	14.3	27	0	0	0
Totals	34	451	3	13.3	39	0	0	0	0

2021 GAME-BY-GAME

Opponent	GS	Rec	Yds	TD	Avg	LG	Rush	Yds	TD
vs. Houston	0	0	0	0	0	0	0	0	0
Stephen F. Austin	0	0	0	0	0	0	0	0	0
FIU	1	12	0	12.0	12	0	0	0	0
at Texas	2	78	1	39.0	69	0	0	0	0
at West Virginia	*	2	50	0	25.0	46	0	0	0
TCU	1	14	0	14.0	14	0	0	0	0
at Kansas	2	14	0	7.0	8	0	0	0	0
Kansas State	0	0	0	0.0	0	0	0	0	0
at Oklahoma	0	0	0	0.0	0	0	0	0	0
Oklahoma State	0	0	0	0.0	0	0	0	0	0
at Baylor	DNP-injured								
vs. Mississippi State	DNP-injured								
Totals	8	168	1	21.0	69	0	0	0	0

2020 GAME-BY-GAME

Opponent	GS	Rec	Yds	TD	Avg	LG	Rush	Yds	TD
Houston Baptist	DNP								
Texas	0	0	0	0.0	0	0	0	0	0
at Kansas State	1	8	0	8.0	8	0	0	0	0
at Iowa State	0	0	0	0.0	0	0	0	0	0
West Virginia	0	0	0	0.0	0	0	0	0	0
Oklahoma	2	25	0	12.5	22	0	0	0	0
at TCU	0	0	0	0.0	0	0	0	0	0
Baylor	0	0	0	0.0	0	0	0	0	0
at Oklahoma State	2	36	1	18.0	31	0	0	0	0
Kansas	0	0	0	0.0	0	0	0	0	0
Totals	5	69	1	13.8	31	0	0	0	0

99 GINO GARCIA

K | R-Sr. | 5th Yr. (2nd at Tech) | Richardson, Texas | Pearce HS

PARTICIPATION	2019*	2020*	2021*	2022	2023	CAREER
GP/GS	12/0	4/0	10/0	3/0	6/0	35/0

\* at Houston Christian

CAREER STATS

FIELD GOALS	G	Made	Att	Lg	Pct
2019 (HCU)	12	18	26	54	69.2
2020 (HCU)	4	5	10	50	50.0
2021 (HCU)	10	9	10	59	90.0
2022 (TTU)	3	0	1	0	0.0
2023 (TTU)	6	8	12	54	66.0
TOTALS	35	40	59	59	68.8

SCORING	G	TD	Rush	Pass	Retn	PAT	2PAT	FG	Total	Avg/G
2019 (HCU)	12	0	0	0	0	47	0	18	101	8.4
2020 (HCU)	4	0	0	0	0	16	0	5	31	7.8
2021 (HCU)	10	0	0	0	0	21	0	9	48	4.8
2022 (TTU)	3	0	0	0	0	7	0	0	7	2.3
2023 (TTU)	6	0	0	0	0	23	0	8	47	7.8
TOTALS	35	0	0	0	0	114	0	40	234	6.7

95 JAYLON HUTCHINGS

DT | S-Sr. | 6th Yr. | Forney, Texas | Forney HS

PARTICIPATION	2018	2019	2020	2021	2022	2023	CAREER
GP/GS	3/0	12/10	10/10	13/13	13/13	6/6	57/52

CAREER STATS

TACKLES	GP	UA	A	Total	TFL	Yds	PD	FF	FR	Blkd	QBH
2018	3	1	1	2	0.0	0	0	0	0	0	0
2019	12	18	9	27	3.5	11	0	1	0	0	2
2020	10	15	8	23	3.0	9	0	0	0	1	1
2021	13	22	25	47	6.5	36	0	0	0	0	4
2022	13	30	20	50	5.5	19	0	1	1	0	4
2023	6	14	9	23	6.5	22	0	0	0	0	1
TOTALS	57	100	72	172	25.0	97	0	2	1	1	13

SACKS	G	UA	A	Total	Yds
2018	3	0	0	0.0	0
2019	12	1	1	1.5	4
2020	10	0	2	1.0	5
2021	13	3	1	3.5	27
2022	13	1	1	1.5	13
2023	6	2	2	2.5	11
TOTALS	57	6	6	10.0	55

2023 GAME-BY-GAME STATS

Opponent	GS	UA	A	TOT	SACKS-YDS	TFL-YDS	FF	FR	INT	QBH
at Wyoming	*	2	0	2	1.0-5	1.0-5	0	0	0	0
Oregon	*	3	2	5	0.5-1	0.5-1	0	0	0	1
Tarleton State	*	3	1	4	0.0-0	1.5-2	0	0	0	0
at West Virginia	*	3	3	6	1.0-6	2.5-11	0	0	0	0
Houston	*	1	2	3	0.0-0	2.0-3	0	0	0	1
at Baylor	*	2	2	4	0.0-0	0.0-0	0	0	0	0
Kansas State	-	-	-	-	-	-	-	-	-	-
at BYU	-	-	-	-	-	-	-	-	-	-
TCU	-	-	-	-	-	-	-	-	-	-
at Kansas	-	-	-	-	-	-	-	-	-	-
UCF	-	-	-	-	-	-	-	-	-	-
at Texas	-	-	-	-	-	-	-	-	-	-
Totals	14	9	23	25-12	6.5-22	0	0	0	2	

2022 GAME-BY-GAME STATS

Opponent	GS	UA	A	TOT	SACKS-YDS	TFL-YDS	FF	FR	INT	QBH
Murray State	*	2	1	3	0.0-0	1.0-2	0	0	0	0
Houston	*	4	2	6	0.0-0	0.5-1	0	0	0	0
at NC State	*	1	3	4	0.0-0	0.0-0	0	0	0	0
Texas	*	3	1	4	0.0-0	0.0-0	0	0	0	1
at Kansas State	*	1	0	1	0.0-0	0.0-0	0	0	0	1
at Oklahoma St.	*	1	3	4	0.0-0	1.0-2	0	0	0	1
West Virginia	*	1	2	3	0.0-0	0.0-0	0	0	0	0
Baylor	*	3	1	4	0.0-0	0.5-0	0	0	0	0
at TCU	*	3	0	3	1.0-8	1.0-8	0	0	0	0
Kansas	*	2	0	2	0.0-0	0.0-0	0	1	0	0
at Iowa State	*	2	4	6	0.5-5	0.5-5	0	0	0	0
Oklahoma	*	3	1	4	0.0-0	0.0-0	0	0	0	1
vs. Ole Miss	*	4	2	6	0.0-0	1.0-1	1	0	0	0
Totals		30	20	50	1.5-13	5.5-19	1	1	0	4

2021 GAME-BY-GAME STATS

Opponent	GS	UA	A	TOT	SACKS-YDS	TFL-YDS	FF	FR	INT	QBH
vs. Houston	*	1	1	2	1.0-11	1.0-11	0	0	0	0
Stephen F. Austin	*	3	2	5	1.0-6	2.0-9	0	0	0	0
FIU	*	1	2	3	0.0-0	0.0-0	0	0	0	0
at Texas	*	0	2	2	0.0-0	0.0-0	0	0	0	0
at West Virginia	*	2	2	4	1.0-8	1.0-8	0	0	0	0
TCU	*	1	6	7	0.0-0	0.5-2	0	0	0	0
at Kansas	*	2	0	2	0.0-0	0.0-0	0	0	0	0
Kansas State	*	3	0	3	0.0-0	0.0-0	0	0	0	1
at Oklahoma	*	0	1	1	0.0-0	0.0-0	0	0	0	1
Iowa State	*	2	2	4	0.5-2	1.5-6	0	0	0	0
Oklahoma State	*	2	2	4	0.0-0	0.0-0	0	0	0	0
at Baylor	*	2	5	7	0.0-0	0.5-1	0	0	0	1
vs. Mississippi St.	*	3	0	3	0.0-0	0.0-0	0	0	0	0
Totals		22	25	47	3.5-27	6.5-36	0	0	0	4

2020 GAME-BY-GAME STATS

Opponent	GS	UA	A	TOT	SACKS-YDS	TFL-YDS	FF	FR	INT	QBH
HBU	*	0	4	4	1.0-5	1.5-6	0	0	0	0
Texas	*	2	0	2	0.0-0	0.0-0	0	0	0	0
at Kansas St.	*	2	0	2	0.0-0	0.0-0	0	0	0	0
at Iowa St.	*	0	1	1	0.0-0	0.0-0	0	0	0	0
West Virginia	*	2	0	2	0.0-0	0.0-0	0	0	0	0
Oklahoma	*	0	2	2	0.0-0	0.5-2	0	0	0	1
at TCU	*	1	1	2	0.0-0	0.0-0	0	0	0	0
Baylor	*	3	0	3	0.0-0	0.0-0	0	0	0	0
at Oklahoma St.	*	1	0	1	0.0-0	0.0-0	0	0	0	0
Kansas	*	4	0	4	0.0-0	1.0-1	0	0	0	0
Totals		15	8	23	1.0-5	3.0-9	0	0	0	1

2019 GAME-BY-GAME STATS

Opponent	GS	UA	A	TOT	SACKS-YDS	TFL-YDS	FF	FR	INT	QBH
Montana St.		0	3	3	0.0-0	0.5-1	0	0	0	0
UTEP		1	1	2	0.0-0	0.0-0	0	0	0	0
at Arizona	*	5	0	5	1.0-2	1.0-2	0	0	0	0
at Oklahoma	*	0	0	0	0.0-0	0.0-0	0	0	0	0
Oklahoma St.	*	1	1	2	0.5-2	0.5-2	1	0	0	1
at Baylor	*	1	1	2	0.0-0	0.5-2	0	0	0	0
Iowa St.	*	0	1	1	0.0-0	0.0-0	0	0	0	0
at Kansas	*	3	0	3	0.0-0	1.0-4	0	0	0	0
at West Virginia	*	1	0	1	0.0-0	0.0-0	0	0	0	0
TCU	*	2	1	3	0.0-0	0.0-0	0	0	0	0
Kansas St.	*	2	0	2	0.0-0	0.0-0	0	0	0	1
at Texas	*	2	1	3	0.0-0	0.0-0	0	0	0	0
Totals		18	9	27	1.5-4	3.5-11	1	0	0	2

2018 GAME-BY-GAME STATS

Opponent	GS	UA	A	TOT	SACKS-YDS	TFL-YDS	FF	FR	INT	QBH
Lamar		0	0	0	0.0-0	0.0-0	0	0	0	0
Kansas		1	1	2	0.0-0	0.0-0	0	0	0	0
vs. Baylor		0	0	0	0.0-0	0.0-0	0	0	0	0
Totals		1	1	2	0.0-0	0.0-0	0	0	0	0





5 QUINCY  
LEDET JR.

DL | Sr. | 4th Yr. (1st at Tech) | Orange, Texas | West Orange-Stark HS

PARTICIPATION	2020*	2021*	2022*	2023	CAREER
GP/GS	8/0	11/9	12/10	6/0	37/19

\* at Louisiana-Monroe

CAREER STATS

TACKLES	GP	UA	A	Total	TFL	Yds	PD	FF	FR	Blkd
2020 (ULM)	8	5	6	11	0.0	0	0	0	0	0
2021 (ULM)	11	6	22	28	1.0	10	1	1	0	0
2022 (ULM)	12	17	20	37	5.0	34	1	0	0	0
2023 (TTU)	6	3	3	6	0.0	0	0	1	0	0
Totals	37	31	51	82	6.0	44	2	2	0	0

SACKS	G	UA	A	Total	Yds
2020 (ULM)	8	0	0	0.0	0
2021 (ULM)	11	1	0	1.0	10
2022 (ULM)	12	2	2	3.0	27
2023 (TTU)	5	0	0	0.0	0
Totals	37	3	2	4.0	37

2023 GAME-BY-GAME STATS

Opponent	GS	UA	A	TOT	SACKS-YDS	TFL-YDS	FF	FR	INT	QBH
at Wyoming	2	0	2	0.0-0	0.0-0	1	0	0	0	
Oregon	0	1	1	0.0-0	0.0-0	0	0	0	0	
Tarleton State	1	0	1	0.0-0	0.0-0	0	0	0	0	
at West Virginia	0	1	1	0.0-0	0.0-0	0	0	0	0	
Houston	0	0	0	0.0-0	0.0-0	0	0	0	0	
at Baylor	0	1	1	0.0-0	0.0-0	0	0	0	1	
Kansas State	-	-	-	-	-	-	-	-	-	
at BYU	-	-	-	-	-	-	-	-	-	
TCU	-	-	-	-	-	-	-	-	-	
at Kansas	-	-	-	-	-	-	-	-	-	
UCF	-	-	-	-	-	-	-	-	-	
at Texas	-	-	-	-	-	-	-	-	-	
Totals	3	3	6	0.0-0	0.0-0	1	0	0	1	

2022 GAME-BY-GAME STATS (@ ULM)

Opponent	GS	UA	A	TOT	SACKS-YDS	TFL-YDS	FF	FR	INT	QBH
at Texas	*	2	0	2	1.0-9	1.0-9	0	0	0	0
Nicholls	*	0	1	1	0.0-0	0.0-0	0	0	0	0
at Alabama	*	0	0	0	0.0-0	0.0-0	0	0	0	0
Louisiana	*	1	3	4	0.0-0	0.0-0	0	0	0	0
at Arkansas St.	2	1	3	0.5-7	0.5-7	0	0	0	0	
Coastal Carolina	0	1	1	0.0-0	0.0-0	0	0	0	0	
at South Alabama*	0	1	1	0.0-0	0.0-0	0	0	0	0	
at Army	*	1	1	2	0.0-0	0.0-0	0	0	0	0
Texas State	*	5	1	6	0.5-1	1.5-6	0	0	0	0
at Georgia State	*	0	2	2	0.0-0	0.0-0	0	0	0	0
at Troy	*	3	4	7	0.0-0	0.5-1	0	0	0	0
Southern Miss	*	3	5	8	1.0-10	1.5-11	0	0	0	0
Totals	17	20	37	3.0-27	5.0-34	0	0	0	0	

7 STEVE  
LINTON

OLB | Sr. | 5th Yr. (1st at Tech) | Dublin, Ga. | Dublin HS

PARTICIPATION	2019*	2020*	2021*	2022*	2023	CAREER
GP/GS	3/0	8/1	7/0	11/1	6/3	35/5

\* indicates seasons at Syracuse

CAREER STATS

TACKLES	GP	UA	A	Total	TFL	Yds	PD	FF	FR	Blkd	QBH
2019 (SU)	3	0	2	2	0.0	0	0	0	0	0	0
2020 (SU)	8	11	4	15	0.5	2	0	0	1	0	2
2021 (SU)	7	4	3	7	2.0	2	1	0	0	0	1
2022 (SU)	11	11	11	22	6.0	37	0	1	2	0	4
2023 (TTU)	6	9	5	14	4.5	22	0	2	1	0	0
TOTALS	35	35	25	60	13.0	63	1	3	4	0	7

SACKS	G	UA	A	Total	Yds
2019 (SU)	3	0	0	0.0	0
2020 (SU)	8	0	0	0.0	0
2021 (SU)	7	1	0	1.0	1
2022 (SU)	11	3	1	3.5	31
2023 (TTU)	6	3	0	3.0	18
TOTALS	36	7	1	7.5	50

2023 GAME-BY-GAME STATS

Opponent	GS	UA	A	TOT	SACKS-YDS	TFL-YDS	FF	FR	INT	QBH
at Wyoming	*	4	1	5	0.0-0	1.0-4	0	1	0	0
Oregon	*	1	1	2	0.0-0	0.0-0	0	0	0	0
Tarleton State	*	0	0	0	0.0-0	0.0-0	0	0	0	0
at West Virginia	1	2	3	0.0-0	0.5-0	0	0	0	0	
Houston	0	1	1	0.0-0	0.0-0	0	0	0	0	
at Baylor	3	0	3	3.0-18	3.0-18	2	0	0	0	
Kansas State	-	-	-	-	-	-	-	-	-	
at BYU	-	-	-	-	-	-	-	-	-	
TCU	-	-	-	-	-	-	-	-	-	
at Kansas	-	-	-	-	-	-	-	-	-	
UCF	-	-	-	-	-	-	-	-	-	
at Texas	-	-	-	-	-	-	-	-	-	
Totals	9	5	14	3.0-18	4.5-22	2	1	0	0	

2022 GAME-BY-GAME STATS (@ SYRACUSE)

Opponent	GS	UA	A	TOT	SACKS-YDS	TFL-YDS	FF	FR	INT	QBH
Louisville	3	3	6	1.0-3	2.0-6	1	1	0	0	
at UConn	*	1	0	1	0.0-0	0.0-0	0	0	0	0
Purdue	1	1	2	0.0-0	0.0-0	0	0	0	0	
Virginia	1	0	1	0.0-0	1.0-1	0	0	0	1	
Wagner	1	1	2	1.5-17	1.5-17	0	0	0	0	
NC State	0	0	0	0.0-0	0.0-0	0	0	0	0	
at Clemson	1	2	3	1.0-11	1.0-11	0	0	0	0	
Notre Dame	1	1	2	0.0-0	0.5-2	0	0	0	2	
at Pittsburgh	DNP									
Florida State	0	0	0	0.0-0	0.0-0	0	0	0	0	
at Wake Forest	1	3	4	0.0-0	0.0-0	0	0	0	1	
at Boston College	1	0	1	0.0-0	0.0-0	0	1	0	0	
vs. Minnesota	DNP									
Totals	11	11	22	3.5-31	6.0-37	1	2	0	4	

12 BRALYN LUX

DB | Sr. | 5th Yr. (1st at Tech) | San Jose, Calif. | King's Academy

PARTICIPATION	2020*	2021*	2022*	2023	CAREER
GP/GS	6/6	13/8	8/8	6/4	33/26

\* indicates seasons at Fresno State

CAREER STATS

TACKLES	GP	UA	A	Total	TFL	Yds	PD	FF	FR	Blkd	INT
2020 (FS)	6	27	3	30	1.0	1	4	1	1	0	1
2021 (FS)	13	18	6	24	1.0	2	4	0	1	0	0
2022 (FS)	8	30	5	35	3.0	16	7	1	0	0	1
2023 (TTU)	6	7	2	9	1.5	4	4	0	0	0	0
TOTALS	33	82	16	98	6.5	23	19	2	2	0	2

2023 GAME-BY-GAME STATS

Opponent	GS	UA	A	TOT	TFL-YDS	INT-YDS	FF	FR	PBU
at Wyoming	*	2	0	2	1.0-2	0-0	0	0	1
Oregon	*	2	1	3	0.5-2	0-0	0	0	0
Tarleton St.	*	3	0	3	0.0-0	0-0	0	0	0
at West Virginia		0	0	0	0.0-0	0-0	0	0	1
Houston		0	2	1	0.0-0	0.0-0	0	0	0
at Baylor	*	0	0	0	0.0-0	0.0-0	0	0	2
Kansas State	-	-	-	-	-	-	-	-	-
at BYU	-	-	-	-	-	-	-	-	-
TCU	-	-	-	-	-	-	-	-	-
at Kansas	-	-	-	-	-	-	-	-	-
UCF	-	-	-	-	-	-	-	-	-
at Texas	-	-	-	-	-	-	-	-	-
Totals		7	2	9	1.5-4	0-0	0	0	4

2022 GAME-BY-GAME STATS (@ FRESNO STATE)

Opponent	GS	UA	A	TOT	TFL-YDS	INT-YDS	FF	FR	PBU
Cal Poly	*	2	0	2	0.0-0	0-0	0	0	0
Oregon State	*	6	2	8	0.0-0	0-0	0	0	2
at USC	*	6	0	6	0.0-0	0-0	0	0	1
at UConn	*	7	1	8	2.0-14	0-0	1	0	0
at Boise State	*	3	1	4	1.0-2	0-0	0	0	1
San Jose State	*	3	0	3	0.0-0	1-0	0	0	3
at New Mexico	*	2	1	3	0.0-0	0-0	0	0	0
San Diego State	*	1	0	1	0.0-0	0-0	0	0	0
Hawai'i	DNP-injured								
at UNLV	DNP-injured								
at Nevada	DNP-injured								
Wyoming	DNP-injured								
at Boise State	DNP-injured								
vs. Washington St.	DNP-injured								
Totals	30	5	35	3.0-16	1-0	1	0	7	

2021 GAME-BY-GAME STATS (@ FRESNO STATE)

Opponent	GS	UA	A	TOT	TFL-YDS	INT-YDS	FF	FR	PBU
UConn	*	1	0	1	0.0-0	0-0	0	0	1
at Oregon	*	0	0	0	0.0-0	0-0	0	0	1
Cal Poly	*	4	0	4	0.0-0	0-0	0	0	0
at UCLA	*	0	1	1	0.0-0	0-0	0	1	1
UNLV	*	3	1	4	0.0-0	0-0	0	0	1
at Hawai'i	*	2	0	2	0.0-0	0-0	0	0	0
at Wyoming	*	1	0	1	1.0-2	0-0	0	0	0
Nevada	*	4	0	4	0.0-0	0-0	0	0	0
at San Diego St.	*	1	0	1	0.0-0	0-0	0	0	0
Boise State		0	0	0	0.0-0	0-0	0	0	0
New Mexico		0	1	1	0.0-0	0-0	0	0	0
at San Jose State		2	2	4	0.0-0	0-0	0	0	0
vs. UTEP		0	3	3	0.0-0	0-0	0	0	0
Totals		18	6	24	1.0-2	0-0	0	1	4

2020 GAME-BY-GAME STATS (@ FRESNO STATE)

Opponent	GS	UA	A	TOT	TFL-YDS	INT-YDS	FF	FR	PBU
Hawai'i	*	8	0	8	1.0-1	0-0	1	0	1
Colorado State	*	6	0	6	0.0-0	0-0	0	0	1
at UNLV	*	7	2	9	0.0-0	0-0	0	0	0
at Utah State	*	2	0	2	0.0-0	0-0	0	0	2
at Nevada	*	2	1	3	0.0-0	1-24	0	0	0
vs. New Mexico	*	2	0	2	0.0-0	0-0	0	0	0
Totals		27	3	30	1.0-1	1-24	1	0	4

20 NEHEMIAH MARTINEZ

WR | Jr. | 3rd Yr. | Lubbock, Texas | Cooper HS

PARTICIPATION	2021	2022	2023	CAREER
GP/GS	11/0	13/4	5/0	29/4

CAREER STATS

ALL PURPOSE	G	Rush	Rec	PR	KR	IR	Total	Avg/G
2021	11	19	0	0	21	0	40	3.6
2022	13	12	394	0	130	0	536	41.2
2023	5	64	31	0	0	0	95	19.0
Totals	29	95	425	0	151	0	671	23.1

2023 GAME-BY-GAME

Opponent	GS	Rec	Yds	TD	Avg	LG	Rush	Yds	TD
at Wyoming	DNP-injured								
Oregon	1	31	0	31.0	31		0	0	0
Tarleton State	0	0	0	0	0		6	38	0
at West Virginia	0	0	0	0	0		1	11	0
Houston	0	0	0	0	0		5	15	0
at Baylor	0	0	0	0	0		0	0	0
Kansas State	-	-	-	-	-		-	-	-
at BYU	-	-	-	-	-		-	-	-
TCU	-	-	-	-	-		-	-	-
at Kansas	-	-	-	-	-		-	-	-
UCF	-	-	-	-	-		-	-	-
at Texas	-	-	-	-	-		-	-	-
Totals	1	31	0	31.0	31		12	64	0

2022 GAME-BY-GAME

Opponent	GS	Rec	Yds	TD	Avg	LG	Rush	Yds	TD
Murray State		2	43	0	21.5	24	0	0	0
Houston		5	76	1	15.2	43	0	0	0
at NC State		4	46	0	11.5	18	0	0	0
Texas	*	3	14	0	4.7	7	0	0	0
at Kansas State		1	6	1	6	6	0	0	0
at Oklahoma State	*	2	26	0	13	16	0	0	0
West Virginia	*	6	52	0	8.7	15	1	6	0
Baylor		0	0	0	0	0	0	0	0
at TCU		0	0	0	0	0	1	6	0
Kansas		2	36	0	18	34	0	0	0
at Iowa State		3	33	0	11	21	0	0	0
Oklahoma	*	4	62	0	15.5	24	0	0	0
vs. Ole Miss		0	0	0	0	0	0	0	0
Totals		32	394	2	12.3	43	2	12	0



**10 DRAE  
McCRAY**

WR | Jr. | 3rd Yr. (1st at Tech) | Tallahassee, Fla. | N. Florida Christian HS

PARTICIPATION	2021*	2022*	2023	CAREER
GP/GS	11/11	11/11	6/0	28/22

\* indicates seasons at Austin Peay

**CAREER STATS**

RECEIVING	G	Rec	Yds	TD	Lg	Rec/G	Avg/C	Avg/G
2021	11	53	867	8	73	4.8	16.4	78.8
2022	11	76	1,021	9	72	6.9	13.4	92.8
2023	6	12	117	0	31	2.0	9.8	19.5
<b>Totals</b>	<b>28</b>	<b>141</b>	<b>2,005</b>	<b>17</b>	<b>73</b>	<b>5.0</b>	<b>14.2</b>	<b>71.6</b>

**2023 GAME-BY-GAME**

Opponent	GS	Rec	Yds	TD	Avg	Lg	Rush	Yds	TD
at Wyoming		5	42	0	8.4	15	0	0	0
Oregon		1	31	0	31.0	31	0	0	0
Tarleton State		1	9	0	9.0	9	0	0	0
at West Virginia		3	18	0	6.0	15	0	0	0
Houston		0	0	0	0	0	0	0	0
at Baylor		2	17	0	8.5	16	0	0	0
Kansas State	-	-	-	-	-	-	-	-	-
at BYU	-	-	-	-	-	-	-	-	-
TCU	-	-	-	-	-	-	-	-	-
at Kansas	-	-	-	-	-	-	-	-	-
UCF	-	-	-	-	-	-	-	-	-
at Texas	-	-	-	-	-	-	-	-	-
<b>Totals</b>		<b>12</b>	<b>117</b>	<b>0</b>	<b>9.8</b>	<b>31</b>	<b>0</b>	<b>0</b>	<b>0</b>

**2022 GAME-BY-GAME**

Opponent	GS	Rec	Yds	TD	Avg	Lg	Rush	Yds	TD
at Western Kentucky	*	7	90	2	12.9	44	1	17	0
Presbyterian	*	7	113	0	16.1	26	1	8	0
Mississippi Valley State	*	10	158	2	15.8	36	0	0	0
at Alabama A&M	*	1	1	0	1.0	1	0	0	0
Eastern Kentucky	*	6	59	1	9.8	24	2	8	0
at Central Arkansas	*	7	73	0	10.4	34	0	0	0
Murray State	*	5	166	2	33.2	72	2	-1	0
Jacksonville State	*	6	68	1	11.3	23	4	17	0
at North Alabama	*	5	106	1	21.2	62	2	5	0
at Kennesaw State	*	10	95	0	9.5	21	0	0	0
at Alabama	*	12	92	0	7.6	32	0	0	0
<b>Totals</b>		<b>76</b>	<b>1,021</b>	<b>9</b>	<b>13.4</b>	<b>72</b>	<b>12</b>	<b>54</b>	<b>0</b>

**2021 GAME-BY-GAME**

Opponent	GS	Rec	Yds	TD	Avg	Lg	Rush	Yds	TD
at Chattanooga	*	5	87	1	17.4	57	0	0	0
at Ole Miss	*	6	87	0	14.5	51	0	0	0
Moorhead State	*	5	86	0	17.2	52	0	0	0
at Eastern Kentucky	*	8	59	0	7.4	11	0	0	0
Tennessee State	*	4	40	0	10.0	22	0	0	0
Southeast Missouri	*	2	18	0	9.0	13	0	0	0
at Murray State	*	4	23	1	5.8	14	0	0	0
at UT Martin	*	2	23	0	11.5	16	0	0	0
Eastern Illinois	*	6	137	2	22.8	45	0	0	0
at Tennessee State	*	4	70	0	17.5	45	0	0	0
Tennessee Tech	*	7	237	4	33.9	73	1	1	0
<b>Totals</b>		<b>53</b>	<b>867</b>	<b>8</b>	<b>16.4</b>	<b>73</b>	<b>1</b>	<b>1</b>	<b>0</b>

**31 AUSTIN  
MCNAMARA**

P | S-Sr. | 5th Yr. | Gilbert, Ariz. | Highland HS

PARTICIPATION	2019	2020	2021	2022	2023	CAREER
GP/GS	12/0	9/0	13/0	13/0	6/0	53/0

CAREER PUNTING	G	No.	Yards	Lg	Avg
2019	12	59	2657	66	45.0
2020	9	41	1898	87	46.3
2021	13	42	2023	70	48.2
2022	13	50	2215	65	44.3
2023	6	23	1120	59	48.7
<b>Totals</b>	<b>53</b>	<b>215</b>	<b>9,913</b>	<b>87</b>	<b>46.1</b>

**2023 GAME-BY-GAME STATS**

Opponent	No	Yds	Avg	Long	Blkd	TB	FC	50+	I20
at Wyoming	4	199	49.8	54	0	1	3	3	2
Oregon	2	89	44.5	52	0	0	1	1	1
Tarleton State	4	195	48.8	53	0	1	0	1	2
at West Virginia	6	294	49.0	54	0	0	2	4	0
Houston	4	199	49.8	59	0	2	1	1	1
at Baylor	3	144	48.0	53	0	0	3	1	3
Kansas State	-	-	-	-	-	-	-	-	-
at BYU	-	-	-	-	-	-	-	-	-
TCU	-	-	-	-	-	-	-	-	-
at Kansas	-	-	-	-	-	-	-	-	-
UCF	-	-	-	-	-	-	-	-	-
at Texas	-	-	-	-	-	-	-	-	-
<b>Totals</b>	<b>23</b>	<b>1120</b>	<b>48.7</b>	<b>59</b>	<b>0</b>	<b>4</b>	<b>10</b>	<b>11</b>	<b>9</b>

**2022 GAME-BY-GAME STATS**

Opponent	No	Yds	Avg	Long	Blkd	TB	FC	50+	I20
Murray State	4	183	43.8	56	0	0	0	2	3
Houston	4	178	44.5	53	0	0	2	1	2
at NC State	6	247	41.2	50	0	0	3	1	1
Texas	2	85	42.5	59	0	0	0	1	1
at Kansas State	3	136	45.3	60	0	1	1	1	1
at Oklahoma State	4	166	41.5	46	0	0	3	0	0
West Virginia	2	108	54.0	65	0	1	0	1	1
Baylor	2	96	48.0	53	0	0	1	1	1
at TCU	6	282	47.0	55	0	1	2	4	3
Kansas	3	140	46.7	63	0	0	2	2	0
at Iowa State	7	273	39.0	49	0	0	6	0	1
Oklahoma	6	283	47.2	52	0	0	4	1	1
vs. Ole Miss	1	38	38.0	38	0	0	1	0	0
<b>Totals</b>	<b>50</b>	<b>2215</b>	<b>44.3</b>	<b>65</b>	<b>0</b>	<b>3</b>	<b>25</b>	<b>15</b>	<b>15</b>

**2021 GAME-BY-GAME STATS**

Opponent	No	Yds	Avg	Long	Blkd	TB	FC	50+	I20
vs Houston	5	230	46.0	54	0	1	2	2	1
SFA	4	181	45.2	47	0	0	3	0	2
FIU	3	128	42.7	50	0	0	3	1	2
at Texas	2	93	46.5	48	0	1	0	0	0
at West Virginia	3	138	46.0	52	0	0	1	2	2
TCU	2	99	49.5	55	0	0	0	1	0
at Kansas	0	0	0.0	0	0	0	0	0	0
Kansas State	2	82	41.0	50	0	1	1	1	0
at Oklahoma	3	142	47.3	50	0	0	2	1	2
Iowa State	2	95	47.5	53	0	0	1	1	0
Oklahoma State	9	508	56.4	70	0	2	5	8	4
at Baylor	3	143	47.7	55	0	0	2	1	2
at Mississippi St.	4	184	46.0	61	0	0	0	2	2
<b>Totals</b>	<b>42</b>	<b>2023</b>	<b>48.2</b>	<b>70</b>	<b>0</b>	<b>5</b>	<b>20</b>	<b>20</b>	<b>17</b>

**2020 GAME-BY-GAME STATS**

Opponent	No	Yds	Avg	Long	Blkd	TB	FC	50+	I20
Houston Baptist	4	159	39.8	43	0	1	3	0	1
Texas	5	239	47.8	56	1	0	2	2	2
at Kansas State	2	97	48.5	49	0	0	2	0	2
at Iowa State	6	261	43.5	47	0	1	4	0	1
West Virginia	5	267	53.4	87	0	2	2	2	1
Oklahoma	6	262	43.7	52	0	0	2	3	1
at TCU	7	330	47.1	56	0	0	1	2	1
at Oklahoma State	4	176	44.0	55	0	0	1	1	1
Kansas	2	107	53.5	55	0	0	0	2	1
<b>Totals</b>	<b>41</b>	<b>1898</b>	<b>46.3</b>	<b>87</b>	<b>1</b>	<b>4</b>	<b>17</b>	<b>12</b>	<b>11</b>

**2019 GAME-BY-GAME STATS**

Opponent	No	Yds	Avg	Long	Blkd	TB	FC	50+	I20
Montana State	5	242	48.4	57	0	0	4	2	2
UTEP	4	188	47.0	55	0	0	1	1	1
at Arizona	7	321	45.8	56	0	1	3	2	4
at Oklahoma	6	291	48.5	66	0	1	2	2	1
Oklahoma State	5	168	33.6	51	0	0	2	1	2
at Baylor	4	178	44.5	60	0	0	0	2	1
Iowa State	6	280	46.7	57	0	2	2	2	0
at Kansas	5	211	42.2	48	0	0	3	0	3
at West Virginia	5	227	45.4	58	0	1	2	2	1
TCU	4	189	47.2	52	0	0	4	1	2
Kansas State	4	165	41.2	49	0	0	3	0	2
at Texas	4	197	49.2	56	0	0	0	2	1
<b>Totals</b>	<b>59</b>	<b>2657</b>	<b>45.0</b>	<b>66</b>	<b>0</b>	<b>5</b>	<b>26</b>	<b>17</b>	<b>20</b>

2 BEHREN  
MORTON

QB | So. | 3rd Yr. | Eastland, Texas | Eastland HS

PARTICIPATION	2021	2022	2023	CAREER
GP/GS	2/0	9/4	4/2	15/6

CAREER STATS

PASSING	G	Cmp	Att	Int	Yds	TD	Lg	Pct	Avg/G	Effic
2021	2	1	3	0	0	0	0	33.3	0.0	33.3
2022	9	96	169	6	1,117	7	55	56.8	124.1	118.9
2023	4	54	98	2	571	8	34	55.1	142.8	126.9
Totals	15	151	270	8	1,688	15	55	55.9	112.5	120.8

RUSHING	G	Att	Yds	TD	Lg	Avg/C	Avg/G
2021	2	2	15	0	17	7.5	7.5
2022	9	42	79	2	15	1.9	8.8
2023	4	17	8	1	10	0.5	2.0
Totals	15	61	102	3	17	1.7	6.8

2023 GAME-BY-GAME

Opponent	GS	Comp	Att	TD	INT	Yds	Lg	Run	Yds	TD	LG
at Wyoming		DNP									
Oregon		DNP	-	-	-	-	-	-	-	-	-
Tarleton State	8	13	2	1	72	15	3	11	0	7	
at West Virginia	13	37	1	0	158	26	8	-12	0	4	
Houston	14	22	2	0	161	34	4	10	0	7	
at Baylor	19	26	3	1	180	24	2	-1	1	10	
Kansas State	-	-	-	-	-	-	-	-	-	-	
at BYU	-	-	-	-	-	-	-	-	-	-	
TCU	-	-	-	-	-	-	-	-	-	-	
at Kansas	-	-	-	-	-	-	-	-	-	-	
UCF	-	-	-	-	-	-	-	-	-	-	
at Texas	-	-	-	-	-	-	-	-	-	-	
Totals	54	98	8	2	571	34	17	8	1	10	

2022 GAME-BY-GAME

Opponent	GS	Comp	Att	TD	INT	Yds	Lg	Run	Yds	TD	LG
Murray State	7	10	1	1	97	24	3	-15	0	2	
Houston	0	0	0	0	0	0	0	0	0	0	
at NC State	4	7	0	1	85	38	2	20	0	13	
Texas	0	0	0	0	0	0	0	0	0	0	
at Kansas State		DNP									
at Oklahoma St.	*	39	62	2	1	379	36	17	53	1	15
West Virginia	*	28	45	2	0	325	55	8	17	0	8
Baylor	*	11	34	1	3	152	39	6	6	1	14
at TCU	*	7	10	1	0	79	47	6	-2	0	4
Kansas		DNP-injured									
at Iowa State		DNP-injured									
Oklahoma		DNP-injured									
vs. Ole Miss	0	1	0	0	0	0	0	0	0	0	
Totals	96	169	7	6	1,117	55	42	79	2	15	

18 TYLER  
OWENS

DB | S-Sr. | 5th Yr. (2nd at Tech) | Plano, Texas | Plano East HS

PARTICIPATION	2019*	2020*	2021*	2022	2023	CAREER
GP/GS	13/1	9/0	5/0	12/2	5/5	44/8

CAREER STATS

TACKLES	GP	UA	A	Total	TFL	Yds	PD	FF	FR	Blkd	QBH
2019 (UT)	13	6	2	8	0.0	0	0	0	0	0	0
2020 (UT)	9	2	1	3	0.5	2	1	0	0	1	0
2021 (UT)	5	2	0	2	0.0	0	0	0	0	0	0
2022 (TTU)	12	14	5	19	0.0	0	2	2	0	1	0
2023 (TTU)	5	19	3	22	0.0	0	1	0	0	0	0
TOTALS	44	43	11	55	0.5	2	4	2	0	2	0

INTERCEPTIONS	GP	No	Yds	TD	LG	AVG/R
2019 (UT)	13	0	0	0	0	0.0
2020 (UT)	9	0	0	0	0	0.0
2021 (UT)	5	0	0	0	0	0.0
2022 (TTU)	12	1	0	0	0	0.0
2023 (TTU)	5	0	0	0	0	0.0
TOTALS	44	1	0	0	0	0.0

2023 GAME-BY-GAME STATS

Opponent	GS	UA	A	TOT	TFL-YDS	INT-YDS	FF	FR	PBU
at Wyoming	*	2	0	2	0.0-0	0-0	0	0	1
Oregon	*	4	1	5	0.0-0	0-0	0	0	0
Tarleton St.					DNP-injured				
at West Virginia	*	1	2	3	0.0-0	0-0	0	0	0
Houston	*	10	0	10	0.0-0	0-0	0	0	0
at Baylor	*	2	0	2	0.0-0	0-0	0	0	0
Kansas State	-	-	-	-	-	-	-	-	-
at BYU	-	-	-	-	-	-	-	-	-
TCU	-	-	-	-	-	-	-	-	-
at Kansas	-	-	-	-	-	-	-	-	-
UCF	-	-	-	-	-	-	-	-	-
at Texas	-	-	-	-	-	-	-	-	-
Totals	19	3	22		0.0-0	0-0	0	0	1

2022 GAME-BY-GAME STATS

Opponent	GS	UA	A	TOT	TFL-YDS	INT-YDS	FF	FR	PBU
Murray State	1	0	1		0.0-0	0-0	0	0	0
Houston	0	0	0		0.0-0	0-0	0	0	0
at NC State	1	0	1		0.0-0	0-0	0	0	0
Texas	1	0	1		0.0-0	0-0	0	0	0
at Kansas State	1	0	1		0.0-0	0-0	0	0	0
at Oklahoma St.	*	2	1	3	0.0-0	0-0	0	0	2
West Virginia					DNP-injured				
Baylor	0	0	0		0.0-0	0-0	0	0	0
at TCU	1	1	2		0.0-0	0-0	0	0	0
Kansas	0	0	0		0.0-0	0-0	0	0	0
at Iowa State	3	1	4		0.0-0	0-0	1	0	0
Oklahoma	0	0	0		0.0-0	0-0	0	0	0
vs. Ole Miss	*	4	2	6	0.0-0	1-0	1	0	0
Totals	14	5	19		0.0-0	1-0	2	0	2





8 JESIAH  
PIERRE

LB | Sr. | 5th Yr. (3rd at Tech) | Mount Dora, Fla. | Mount Dora Christian Academy

PARTICIPATION	2019*	2020*	2021	2022	2023	CAREER
GP/GS	2/0	11/0	11/3	13/10	5/5	42/18

\* at Florida

CAREER STATS

TACKLES	GP	UA	A	Total	TFL	Yds	PD	FF	FR	Blkd	QBH
2019 (LUF)	2	0	0	0	0.0	0	0	0	0	0	0
2020 (LUF)	11	3	5	8	0.5	4	0	0	0	0	0
2021 (TTU)	11	15	12	27	1.0	2	0	0	0	0	0
2022 (TTU)	13	24	16	40	7.0	28	1	1	0	0	3
2023 (TTU)	5	25	18	43	0.5	5	0	0	1	0	0
Totals	42	67	51	118	9.0	39	1	1	1	0	3

2023 GAME-BY-GAME STATS

Opponent	GS	UA	A	TOT	SACKS-YDS	TFL-YDS	FF	FR	INT	QBH
at Wyoming	*	10	4	14	0.0-0	0.0-0	0	0	0	0
Oregon	*	3	3	6	0.0-0	0.0-0	0	0	0	0
Tarleton State	*	5	0	5	0.0-0	0.0-0	0	0	0	0
at West Virginia	*	5	7	12	0.0-0	0.0-0	0	0	0	0
Houston					DNP-injured					
at Baylor	*	2	4	6	0.5-5	0.5-5	0	1	0	0
Kansas State	-	-	-	-	-	-	-	-	-	-
at BYU	-	-	-	-	-	-	-	-	-	-
TCU	-	-	-	-	-	-	-	-	-	-
at Kansas	-	-	-	-	-	-	-	-	-	-
UCF	-	-	-	-	-	-	-	-	-	-
at Texas	-	-	-	-	-	-	-	-	-	-
Totals		25	18	43	0.5-5	0.5-5	0	1	0	0

2022 GAME-BY-GAME STATS

Opponent	GS	UA	A	TOT	SACKS-YDS	TFL-YDS	FF	FR	INT	QBH
Murray State	*	1	2	3	0.0-0	0.0-0	0	0	0	0
Houston	*	0	0	0	0.0-0	0.0-0	0	0	0	0
at NC State	*	0	2	2	0.0-0	0.0-0	0	0	0	0
Texas	*	0	0	0	0.0-0	0.0-0	0	0	0	0
at Kansas State		1	0	1	0.0-0	0.0-0	0	0	0	0
at Oklahoma St.	*	3	2	5	1.0-1	1.0-1	0	0	0	0
West Virginia	*	1	1	2	0.0-0	0.0-0	0	0	0	0
Baylor	*	3	2	5	0.0-0	0.0-0	0	0	0	0
at TCU	*	1	4	5	1.5-8	2.5-11	0	0	0	1
Kansas	*	6	1	7	2.0-12	2.0-12	1	0	0	0
at Iowa State	*	4	2	6	0.0-0	1.5-4	0	0	0	1
Oklahoma		2	0	2	0.0-0	0.0-0	0	0	0	0
vs. Ole Miss		2	0	2	0.0-0	0.0-0	0	0	0	1
Totals		24	16	40	4.5-21	7.0-28	1	0	0	3

2021 GAME-BY-GAME STATS

Opponent	GS	UA	A	TOT	SACKS-YDS	TFL-YDS	FF	FR	INT	QBH
vs. Houston		3	2	5	0.0-0	0.5-1	0	0	0	0
Stephen F. Austin		0	2	2	0.0-0	0.0-0	0	0	0	0
FIU		3	1	4	0.0-0	0.0-0	0	0	0	0
at Texas		2	0	2	0.0-0	0.0-0	0	0	0	0
at West Virginia	*	1	2	3	0.0-0	0.0-0	0	0	0	0
TCU	*	3	3	6	0.0-0	0.5-1	0	0	0	0
at Kansas	*	0	0	0	0.0-0	0.0-0	0	0	0	0
Kansas State		0	0	0	0.0-0	0.0-0	0	0	0	0
at Oklahoma		2	0	2	0.0-0	0.0-0	0	0	0	0
Iowa State	DNP									
Oklahoma State		1	2	3	0.0-0	0.0-0	0	0	0	0
at Baylor		0	0	0	0.0-0	0.0-0	0	0	0	0
vs. Mississippi St.	DNP									
Totals		15	12	27.0	0.0-0	1.0-2	0	0	0	0

2020 GAME-BY-GAME STATS (@ FLORIDA)

Opponent	UA	A	TOT	SACKS-YDS	TFL-YDS	FF	FR	INT	QBH
at Ole Miss	0	0	0	0.0-0	0.0-0	0	0	0	0
South Carolina	0	0	0	0.0-0	0.0-0	0	0	0	0
at Texas A&M	0	0	0	0.0-0	0.0-0	0	0	0	0
Mizzou	0	1	1	0.0-0	0.0-0	0	0	0	0
vs. Georgia	0	0	0	0.0-0	0.0-0	0	0	0	0
Arkansas	0	0	0	0.0-0	0.0-0	0	0	0	0
at Vanderbilt	0	4	4	0.0-0	0.5-4	0	0	0	0
Kentucky	2	0	2	0.0-0	0.0-0	0	0	0	0
at Tennessee	1	0	1	0.0-0	0.0-0	0	0	0	0
LSU	0	0	0	0.0-0	0.0-0	0	0	0	0
vs. Alabama	0	0	0	0.0-0	0.0-0	0	0	0	0
vs. Oklahoma	DNP								
Totals	3	5	8	0.0-0	0.5-4	0	0	0	0

1 MYLES  
PRICE

WR | Sr. | 4th Yr. | The Colony, Texas | The Colony HS

PARTICIPATION	2020	2021	2022	2023	CAREER
GP/GS	9/3	12/9	11/9	6/4	38/25

CAREER STATS

RECEIVING	G	Rec	Yds	TD	Lg	Rec/G	Avg/C	Avg/G
2020	9	28	300	1	44	3.2	10.7	33.9
2021	12	38	523	2	48	3.2	13.8	43.6
2022	11	51	513	2	54	4.6	10.1	46.6
2023	6	27	271	4	33	4.5	10.0	45.2
Totals	38	145	1,612	9	54	3.8	11.1	42.4

RUSHING	G	Att	Yds	TD	Lg	Avg/R	Avg/G
2020	9	12	124	1	70	10.3	13.8
2021	12	14	83	1	15	5.9	6.9
2022	11	0	0	0	0	0.0	0.0
2023	6	0	0	0	0	0.0	0.0
Totals	38	26	207	2	70	8.0	5.4

KICK RETURNS	G	No.	Yds	Avg	TD	Long
2020	9	3	59	19.7	0	29
2021	12	0	0	0.0	0	0
2022	11	0	0	0.0	0	0
2023	6	0	0	0.0	0	0
Totals	38	3	59	19.7	0	29

PUNT RETURNS	G	No.	Yds	TD	Lg	Avg/R	Avg/G
2020	9	0	0	0	0	0.0	0.0
2021	12	2	37	0	27	18.5	3.1
2022	11	8	63	0	20	7.9	5.7
2023	6	4	84	0	33	21.0	14.0
Totals	38	14	184	0	33	10.8	4.8

ALL PURPOSE	G	Rush	Rec	PR	KR	IR	Total	Avg/G
2020	9	124	300	0	59	0	488	54.2
2021	12	83	523	37	0	0	643	53.6
2022	11	0	513	63	0	0	576	52.4
2023	6	0	271	84	0	0	355	59.2
Totals	38	207	1,612	184	59	0	2,062	54.3

2023 GAME-BY-GAME

Opponent	GS	Rec	Yds	TD	Avg	LG	Rush	Yds	TD
at Wyoming	*	6	65	1	10.8	33	0	0	0
Oregon		4	31	1	7.8	18	0	0	0
Tarleton State	*	2	22	1	11.0	15	0	0	0
at West Virginia		0	0	0	0	0	0	0	0
Houston	*	5	63	1	12.6	16	0	0	0
at Baylor	*	10	90	0	9	24	0	0	0
Kansas State	-	-	-	-	-	-	-	-	-
at BYU	-	-	-	-	-	-	-	-	-
TCU	-	-	-	-	-	-	-	-	-
at Kansas	-	-	-	-	-	-	-	-	-
UCF	-	-	-	-	-	-	-	-	-
at Texas	-	-	-	-	-	-	-	-	-
Totals		27	271	4	10.0	33	0	0	0

2022 GAME-BY-GAME

Opponent	GS	Rec	Yds	TD	Avg	LG	Rush	Yds	TD
Murray State	*	3	39	0	13	17	0	0	0
Houston	*	5	78	1	15.6	54	0	0	0
at NC State	*	4	50	1	12.5	24	0	0	0
Texas	*	13	98	0	7.5	26	0	0	0
at Kansas State	*	6	44	0	7.3	16	0	0	0
at Oklahoma State	DNP-injured								
West Virginia	DNP-injured								
Baylor		1	16	0	16	16	0	0	0
at TCU	*	2	14	0	7	13	0	0	0
Kansas	*	5	43	0	8.6	18	0	0	0
at Iowa State	*	3	42	0	14	28	0	0	0
Oklahoma		6	54	0	9	19	0	0	0
vs. Ole Miss	*	3	35	0	11.7	20	0	0	0
Totals		51	513	2	10.1	54	0	0	0

2021 GAME-BY-GAME

Opponent	GS	Rec	Yds	TD	Avg	LG	Rush	Yds	TD
vs. Houston	*	0	0	0	0.0	0	2	8	0
Stephen F. Austin	*	2	14	0	7.0	12	2	-5	0
FIU	*	2	19	0	9.5	15	0	0	0
at Texas	*	5	75	1	15.0	40	1	9	0
at West Virginia		2	8	0	4.0	5	1	14	0
TCU	*	2	41	0	20.5	27	2	20	0
at Kansas	*	2	20	0	10.0	15	3	25	1
Kansas State		4	64	0	16.0	40	2	2	0
at Oklahoma	*	6	36	0	6.0	14	0	0	0

Opponent	GS	Rec	Yds	TD	Avg	LG	Rush	Yds	TD
Iowa State	*	9	175	1	19.4	39	0	0	0
Oklahoma State	*	1	-1	0	-1.0	-1	0	0	0
at Baylor	DNP								
vs. Mississippi St.	3	72	0	24.0	48		2	15	0
Totals	38	523	2	13.8	48		14	94	1

2020 GAME-BY-GAME

Opponent	GS	Rec	Yds	TD	Avg	LG	Rush	Yds	TD
Houston Baptist	DNP								
Texas	1	8	0	8.0	8		1	7	0
at Kansas St.	6	51	1	8.5	21		1	5	0
at Iowa St.	*	2	16	0	8.0	12	1	10	0
West Virginia	*	7	79	0	11.3	44	2	13	0
Oklahoma	1	9	0	9.0	9		0	0	0
at TCU	4	30	0	7.5	1		1	12	0
Baylor	1	5	0	5.0	5		2	-1	0
at Oklahoma St.	4	59	0	14.8	24		2	7	0
Kansas	*	2	43	0	21.5	33	2	71	1
Totals	28	300	1	10.7	44		12	124	1

3 BRYCE  
RAMIREZ

OLB | Sr. | 5th Yr. | Missouri City, Texas | George Ranch HS

PARTICIPATION	2019	2020	2021	2022	2023	CAREER
GP/GS	0/0	0/0	7/0	2/1	6/0	15/1

CAREER STATS

TACKLES	GP	UA	A	Total	TFL	Yds	PD	FF	FR	Blkd	QBH
2021	7	2	1	3	0.0	0	0	0	0	0	0
2022	2	4	0	4	0.0	0	0	0	0	0	0
2023	6	6	2	8	0.0	0	0	0	0	0	0
Totals	15	12	3	15	0.0	0	0	0	0	0	0

2023 GAME-BY-GAME STATS

Opponent	GS	UA	A	TOT	SACKS-YDS	TFL-YDS	FF	FR	INT	QBH
at Wyoming	0	1	1	0.0-0	0.0-0	0	0	0	0	0
Oregon	2	0	2	0.0-0	0.0-0	0	0	0	0	0
Tarleton State	1	0	1	0.0-0	0.0-0	0	0	0	0	0
at West Virginia	0	1	1	0.0-0	0.0-0	0	0	0	0	0
Houston	2	0	2	0.0-0	0.0-0	0	0	0	0	0
at Baylor	1	0	1	0.0-0	0.0-0	0	0	0	0	0
Kansas State	-	-	-	-	-	-	-	-	-	-
at BYU	-	-	-	-	-	-	-	-	-	-
TCU	-	-	-	-	-	-	-	-	-	-
at Kansas	-	-	-	-	-	-	-	-	-	-
UCF	-	-	-	-	-	-	-	-	-	-
at Texas	-	-	-	-	-	-	-	-	-	-
Totals	6	2	8	0.0-0	0.0-0	0	0	0	0	0

13 BEN  
ROBERTS

LB | R-Fr. | 2nd Yr. | Haslet, Texas | Eaton HS

PARTICIPATION	2022	2023	CAREER
GP/GS	2/0	6/5	8/5

CAREER STATS

TACKLES	GP	UA	A	Total	TFL	Yds	PD	FF	FR	Blkd	QBH
2022	2	0	0	0	0.0	0	0	0	0	0	0
2023	6	24	21	45	4.5	27	0	2	0	0	0
Totals	8	24	21	45	4.5	27	0	2	0	0	0

2023 GAME-BY-GAME STATS

Opponent	GS	UA	A	TOT	SACKS-YDS	TFL-YDS	FF	FR	INT	QBH
at Wyoming	0	1	1	0.0-0	0.5-0	0	0	0	0	0
Oregon	*	5	7	12	0.5-2	1.5-7	1	0	0	0
Tarleton State	*	2	2	4	0.0-0	0.0-0	0	0	0	0
at West Virginia	*	4	7	11	0.0-0	0.5-1	0	0	1	0
Houston	*	8	2	10	0.0-0	0.0-0	0	0	0	0
at Baylor	*	5	2	7	0.0-0	2.0-19	1	0	0	0
Kansas State	-	-	-	-	-	-	-	-	-	-
at BYU	-	-	-	-	-	-	-	-	-	-
TCU	-	-	-	-	-	-	-	-	-	-
at Kansas	-	-	-	-	-	-	-	-	-	-
UCF	-	-	-	-	-	-	-	-	-	-
at Texas	-	-	-	-	-	-	-	-	-	-
Totals	24	21	45	0.5-2	4.5-27	2	0	1	0	0

10 JACOB  
RODRIGUEZ

LB | Jr. | 3rd Yr. (2nd at Tech) | Wichita Falls, Texas | Rider HS

PARTICIPATION	2021	2022	2023	CAREER
GP/GS	12/0	12/0	1/1	25/1

CAREER STATS

TACKLES	GP	UA	A	Total	TFL	Yds	PD	FF	FR	Blkd	QBH
2021 (UVA)	12	1	0	1	0.0	0	0	0	0	0	0
2022 (TTU)	12	17	12	29	3.0	7	0	1	0	0	0
2023 (TTU)	1	2	0	2	0.0	0	0	1	1	0	0
Totals	25	20	12	32	3.0	7	0	2	1	0	0

2023 GAME-BY-GAME STATS

Opponent	GS	UA	A	TOT	SACKS-YDS	TFL-YDS	FF	FR	INT	QBH
at Wyoming	*	2	0	2	0.0-0	0.0-0	1	1	0	0
Oregon	DNP-injured									
Tarleton State	DNP-injured									
at West Virginia	DNP-injured									
Houston	DNP-injured									
at Baylor	DNP-injured									
Kansas State	-	-	-	-	-	-	-	-	-	-
at BYU	-	-	-	-	-	-	-	-	-	-
TCU	-	-	-	-	-	-	-	-	-	-
at Kansas	-	-	-	-	-	-	-	-	-	-
UCF	-	-	-	-	-	-	-	-	-	-
at Texas	-	-	-	-	-	-	-	-	-	-
Totals		2	0	2	0.0-0	0.0-0	1	1	0	0

2022 GAME-BY-GAME STATS

Opponent	GS	UA	A	TOT	SACKS-YDS	TFL-YDS	FF	FR	INT	QBH
Murray State	0	4	4	0.0-0	1.0-2	0	0	0	0	0
Houston	0	0	0	0.0-0	0.0-0	0	0	0	0	0
at NC State	2	2	4	0.0-0	0.5-1	0	0	0	0	0
Texas	1	0	1	0.0-0	0.0-0	0	0	0	0	0
at Kansas State	1	0	1	0.0-0	0.0-0	0	0	0	0	0
at Oklahoma St.	1	1	2	0.0-0	0.0-0	0	0	0	0	2
West Virginia	4	0	4	0.0-0	0.0-0	1	0	0	0	1
Baylor	3	2	5	0.0-0	0.0-0	0	0	0	0	0
at TCU	0	2	2	0.0-0	0.5-1	0	0	0	0	0
Kansas	2	0	2	0.0-0	0.0-0	0	0	0	0	0
at Iowa State	1	0	1	0.0-0	0.0-0	0	0	0	0	0
Oklahoma	DNP-injured									
vs. Ole Miss	2	1	3	0.0-0	1.0-3	0	0	0	0	0
Totals	17	12	29	0.0-0	3.0-7	1	0	0	0	3

12 TYLER SHOUGH

QB | S-Sr. | 6th Yr. (3rd at Tech) | Chandler, Ariz. | Hamilton HS

PARTICIPATION	2018*	2019*	2020*	2021	2022	2023	CAREER
GP/GS	3/0	5/0	7/7	4/4	7/5	4/4	30/20

\* indicates seasons at Oregon

CAREER STATS

PASSING	G	Comp	Att	Int	Yds	TD	Lg	Pct	Avg/G	Effic
2018 (UO)	3	0	0	0	0	0	0	0.0	0.0	0.00
2019 (UO)	5	12	15	0	144	3	35	80.0	28.8	226.6
2020 (UO)	7	106	167	6	1,559	13	71	63.5	222.7	160.4
2021 (TTU)	4	64	92	3	872	6	75	69.6	218.0	164.2
2022 (TTU)	7	106	177	4	1,304	7	47	59.9	186.3	130.3
2023 (TTU)	4	67	111	4	746	7	46	59.3	186.5	130.4
Totals	30	355	562	17	4,625	36	75	63.2	154.2	147.4

RUSHING	G	Att	Yds	TD	Lg	Avg/C	Avg/G
2018 (UO)	3	0	0	0	0	0	0.0
2019 (UO)	5	2	11	0	13	5.5	2.2
2020 (UO)	7	66	271	2	33	4.1	38.7
2021 (TTU)	4	16	14	2	14	0.9	3.5
2022 (TTU)	7	72	269	4	36	3.7	38.4
2023 (TTU)	4	48	149	2	58	3.1	37.3
Totals	30	204	714	10	58	3.5	23.8

TOTAL OFF.	G	Rush	Pass	Total	Avg/G
2018 (UO)	3	0	0	0	0.0
2019 (UO)	5	11	144	155	31.0
2020 (UO)	7	271	1,559	1,830	261.4
2021 (TTU)	4	114	872	886	221.5
2022 (TTU)	7	269	1,304	1,573	224.7
2023 (TTU)	4	149	746	895	223.8
Totals	30	714	4,625	5,339	178.0

2023 GAME-BY-GAME

Opponent	GS	Comp	Att	TD	INT	Yds	Lg	Rush	Yds	TD	LG
at Wyoming	*	31	47	3	1	338	33	15	36	0	12
Oregon	*	24	38	3	3	282	34	23	101	1	58
Tarleton State	*	10	20	1	0	123	46	6	0	1	3
at West Virginia	*	2	6	0	0	3	6	4	12	0	6
Houston	DNP-injured										
at Baylor	DNP-injured										
Kansas State	-	-	-	-	-	-	-	-	-	-	-
at BYU	-	-	-	-	-	-	-	-	-	-	-
TCU	-	-	-	-	-	-	-	-	-	-	-
at Kansas	-	-	-	-	-	-	-	-	-	-	-
UCF	-	-	-	-	-	-	-	-	-	-	-
at Texas	-	-	-	-	-	-	-	-	-	-	-
Totals		67	111	7	4	746	46	48	149	2	58

2022 GAME-BY-GAME

Opponent	GS	Comp	Att	TD	INT	Yds	Lg	Rush	Yds	TD	LG
Murray State	*	6	10	1	0	154	39	1	17	0	17
Houston	DNP-injured										
at NC State	DNP-injured										
Texas	DNP-injured										
at Kansas State	DNP-injured										
at Oklahoma St.	DNP-injured										
West Virginia	DNP-injured										
Baylor		1	2	0	1	7	7	4	-21	0	4
at TCU		9	22	1	1	78	33	7	9	1	7
Kansas	*	20	33	1	0	246	47	12	76	1	18
at Iowa State	*	15	21	1	0	141	29	14	33	0	15
Oklahoma	*	31	50	2	1	436	44	9	44	0	19
vs. Ole Miss	*	24	39	1	1	242	36	25	111	2	36
Totals		106	177	7	4	1,304	47	72	269	4	36

2021 GAME-BY-GAME

Opponent	GS	Comp	Att	TD	INT	Yds	Lg	Rush	Yds	TD	LG
Houston	*	17	24	1	0	231	50	6	-2	1	8
Stephen F. Austin	*	12	22	1	2	174	75	6	6	0	14
FIU	*	26	35	4	0	399	59	3	4	0	2
Texas	*	9	11	0	1	68	18	1	6	1	6
at West Virginia	DNP-injured										
TCU	DNP-injured										
at Kansas	DNP-injured										
Kansas State	DNP-injured										
at Oklahoma	DNP-injured										
Iowa State	DNP-injured										
Oklahoma State	DNP-injured										
at Baylor	DNP-injured										
vs. Mississippi St.	DNP-injured										
Totals		64	92	6	3	872	75	16	14	2	14

2020 GAME-BY-GAME (@ OREGON)

Opponent	GS	Comp	Att	TD	INT	Yds	Lg	Rush	Yds	TD	LG
Stanford	*	17	26	1	1	227	44	11	85	1	25
Washington St	*	21	30	4	1	312	71	9	81	0	33
UCLA	*	19	30	3	0	334	49	11	31	0	23
Oregon State	*	20	31	2	2	285	60	8	6	1	6
California	*	14	26	1	0	231	67	13	53	0	14
USC	*	8	15	2	1	91	23	10	7	0	9
Iowa State	*	7	9	0	1	79	20	4	8	0	6
Totals		106	137	13	6	1,559	71	66	271	2	33

2019 GAME-BY-GAME (@ OREGON)

Opponent	GS	Comp	Att	TD	INT	Yds	Lg	Rush	Yds	TD	LG
Nevada		8	9	2	0	92	21	2	11	0	13
Montana		1	1	0	0	-3	0	0	0	0	0
Colorado		1	2	0	0	14	0	0	0	0	0
USC		2	3	1	0	41	35	0	0	0	0
Totals		12	15	3	0	144	35	2	11	0	13

6 J.J. SPARKMAN

WR | Jr. | 4th Yr. | Longview, Texas | Pine Tree HS

PARTICIPATION	2021	2022	2023	CAREER
GP/GS	9/0	11/3	6/1	26/4

CAREER STATS								
RECEIVING	G	Rec	Yds	TD	Lg	Rec/G	Avg/C	Avg/G
2021	9	7	86	2	17	0.8	12.3	9.6
2022	11	14	150	1	33	1.3	10.7	13.6
2023	6	1	1	0	1	0.2	1.0	0.2
Totals	26	22	237	3	33	0.8	10.8	9.1

2023 GAME-BY-GAME									
Opponent	GS	Rec	Yds	TD	Avg	LG	Rush	Yds	TD
at Wyoming		0	0	0	0	0	0	0	0
Oregon	*	0	0	0	0	0	0	0	0
Tarleton State		1	1	0	1.0	1	0	0	0
at West Virginia		0	0	0	0	0	0	0	0
Houston		0	0	0	0	0	0	0	0
at Baylor		0	0	0	0	0	0	0	0
Kansas State		-	-	-	-	-	-	-	-
at BYU		-	-	-	-	-	-	-	-
TCU		-	-	-	-	-	-	-	-
at Kansas		-	-	-	-	-	-	-	-
UCF		-	-	-	-	-	-	-	-
at Texas		-	-	-	-	-	-	-	-
Totals	1	1	0	1.0	1		0	0	0

2022 GAME-BY-GAME									
Opponent	GS	Rec	Yds	TD	Avg	LG	Rush	Yds	TD
Murray State		1	14	0	14	14	0	0	0
Houston		2	15	0	7.5	10	0	0	0
at NC State		1	17	0	17	17	0	0	0
Texas	*	4	35	0	8.8	13	0	0	0
at Kansas State	*	3	23	0	7.7	9	0	0	0
at Oklahoma State	DNP-injured								
West Virginia	DNP-injured								
Baylor		0	0	0	0	0	0	0	0
at TCU		3	46	1	15.3	33	0	0	0
Kansas	*	0	0	0	0	0	0	0	0
at Iowa State		0	0	0	0	0	0	0	0
Oklahoma		0	0	0	0	0	0	0	0
vs. Ole Miss		0	0	0	0	0	0	0	0
Totals	14	150	1	10.7	33		0	0	0

2021 GAME-BY-GAME									
Opponent	GS	Rec	Yds	TD	Avg	LG	Rush	Yds	TD
vs. Houston		0	0	0	0	0	0	0	0
Stephen F. Austin		0	0	0	0	0	0	0	0
FIU		1	9	0	9.0	9	0	0	0
at Texas		0	0	0	0	0	0	0	0
at West Virginia	DNP								
TCU	DNP								
at Kansas	DNP								
Kansas State		0	0	0	0	0	0	0	0
at Oklahoma		3	37	1	12.3	17	0	0	0
Iowa State		1	11	0	11.0	11	0	0	0
Oklahoma State	DNP								
at Baylor		0	0	0	0	0	0	0	0
vs. Mississippi State		2	29	1	14.5	15	0	0	0
Totals	7	86	2	12.3	17		0	0	0

1 DADRION TAYLOR-DEMERSON

DB | S-Sr. | 5th Yr. | Oklahoma City, Okla. | Carl Albert HS

PARTICIPATION	2019	2020	2021	2022	2023	CAREER
GP/GS	11/2	10/3	12/7	13/12	6/6	52/30

CAREER STATS													
TACKLES	GP	UA	A	Total	TFL	Yds	PD	FF	FR	INT	QBH		
2019	11	12	4	16	1.0	1	0	0	1	0	0		
2020	10	13	3	16	0.5	1	0	0	0	0	0		
2021	12	41	21	62	0.5	0	10	0	0	3	0		
2022	13	54	20	74	5.5	25	5	2	2	3	0		
2023	6	28	7	35	0	0	3	0	0	1	2		
TOTALS	52	147	55	202	7.5	27	18	2	3	7	2		

INTERCEPTIONS	GP	No	Yds	TD	LG	AVG/R
2019	11	0	0	0	0	0.0
2020	10	0	0	0	0	0.0
2021	12	3	4	0	9	1.3
2022	13	3	0	0	0	0.0
2023	6	1	0	0	0	0.0
TOTALS	52	7	4	0	9	1.3

2023 GAME-BY-GAME STATS										
Opponent	GS	UA	A	TOT	TFL-YDS	INT-YDS	FF	FR	PBU	
at Wyoming	*	5	0	5	0.0-0	0-0	0	0	1	
Oregon	*	11	1	12	0.0-0	0-0	0	0	0	
Tarleton St.	*	4	0	4	0.0-0	1-0	0	0	1	
at West Virginia	*	3	3	6	0.0-0	0-0	0	0	0	
Houston	*	2	0	2	0.0-0	0-0	0	0	0	
at Baylor	*	3	3	6	0.0-0	0-0	0	0	1	
Kansas State		-	-	-	-	-	-	-	-	
at BYU		-	-	-	-	-	-	-	-	
TCU		-	-	-	-	-	-	-	-	
at Kansas		-	-	-	-	-	-	-	-	
UCF		-	-	-	-	-	-	-	-	
at Texas		-	-	-	-	-	-	-	-	
Totals	28	7	35	0.0-0	1-0	0	0	0	3	

2022 GAME-BY-GAME STATS										
Opponent	GS	UA	A	TOT	TFL-YDS	INT-YDS	FF	FR	PBU	
Murray State	*	1	1	2	0.0-0	0-0	0	0	0	
Houston	*	5	2	7	0.0-0	0-0	0	1	1	
at NC State	*	1	4	5	0.0-0	0-0	1	0	0	
Texas		4	0	4	0.0-0	0-0	0	0	0	
at Kansas State	*	3	1	4	1.0-2	0-0	1	0	0	
at Oklahoma St.	*	6	1	7	0.0-0	0-0	0	0	1	
West Virginia	*	5	2	7	1.0-5	1-0	0	0	0	
Baylor	*	4	3	7	0.0-0	0-0	0	0	0	
at TCU	*	8	1	9	1.0-3	0-0	0	0	0	
Kansas	*	6	0	6	2.0-12	0-0	0	0	3	
at Iowa State	*	1	1	2	0.0-0	0-0	1	0	0	
Oklahoma	*	3	3	6	0.5-3	1-0	0	0	0	
vs. Ole Miss	*	7	1	8	0.0-0	1-0	0	1	0	
Totals	54	20	74	5.5-25	3-0	2	2	5		

2021 GAME-BY-GAME STATS										
Opponent	GS	UA	A	TOT	TFL-YDS	INT-YDS	FF	FR	PBU	
vs. Houston	DNP-injured									
Stephen F. Austin	3	4	7		0.0-0	0-0	0	0	0	
FIU	0	0	0		0.0-0	0-0	0	0	0	
at Texas	3	2	5		0.0-0	1-0	0	0	2	
at West Virginia	3	0	3		0.0-0	0-0	0	0	0	
TCU	*	5	1	6		0.0-0	0	0	0	
at Kansas	*	2	1	3		0.0-0	1-9	0	0	2
Kansas State	3	3	6		0.5-0	0-0	0	0	1	
at Oklahoma	*	4	4	8		0.0-0	0-0	0	0	0
Iowa State	*	4	1	5		0.0-0	1-5	0	0	0
Oklahoma State	*	5	2	7		0.0-0	0-0	0	0	2
at Baylor	*	5	3	8		0.0-0	0-0	0	0	0
vs. Mississippi St.	*	4	0	4		0.0-0	0-0	0	0	3
Totals	41	21	62		0.5-0	3-4	0	0	10	

2020 GAME-BY-GAME STATS										
Opponent	GS	UA	A	TOT	TFL-YDS	INT-YDS	FF	FR	PBU	
HBU	0	0	0		0.0-0	0-0	0	0	0	
Texas	1	0	1		0.0-0	0-0	0	0	0	
at Kansas State	0	0	0		0.0-0	0-0	0	0	0	
at Iowa State	0	0	0		0.0-0	0-0	0	0	0	
West Virginia	0	0	0		0.0-0	0-0	0	0	0	
Oklahoma	0	1	1		0.0-0	0-0	0	0	0	
at TCU	3	0	3		0.0-0	0-0	0	0	0	
Baylor	*	3	1	4		0.0-0	0-0	0	0	0





Opponent	GS	UA	A	TOT	TFL-YDS	INT-YDS	FF	FR	PBU
at Oklahoma St.	*	1	0	1	0.0-0	0-0	0	0	0
Kansas	*	5	1	6	0.5-1	0-0	0	0	0
Totals	13	3	16		0-0	0	0	0	0

2019 GAME-BY-GAME STATS

Opponent	GS	UA	A	TOT	TFL-YDS	INT-YDS	FF	FR	PBU
Montana St.	0	1	1		0.0-0	0-0	0	0	0
UTEP	0	0	0		0.0-0	0-0	0	0	0
at Arizona	DNP								
at Oklahoma	3	1	4		1.0-1	0-0	0	0	0
Oklahoma State	4	0	4		0.0-0	0-0	0	1	0
at Baylor	1	0	1		0.0-0	0-0	0	0	0
Iowa State	0	0	0		0.0-0	0-0	0	0	0
at Kansas	0	0	0		0.0-0	0-0	0	0	0
at West Virginia	4	1	5		0.0-0	0-0	0	0	0
TCU	0	1	1		0.0-0	0-0	0	0	0
Kansas State	0	0	0		0.0-0	0-0	0	0	0
at Texas	DNP								
Totals	12	4	16		1.0-1	0-0	0	1	0

43 HENRY  
TEETER

FB | S-Sr. | 6th Yr. (4th at Tech) | San Angelo, Texas | Central HS

PARTICIPATION	2018*	2019*	2020	2021	2022	2023	CAREER
GP/GS	9/0	0/0	0/0	12/1	12/2	6/0	39/3

\* at Holy Cross

CAREER STATS

RECEIVING	G	Rec	Yds	TD	Lg	Rec/G	Avg/C	Avg/G
2021	12	2	14	0	7	0.2	7.0	1.2
2022	12	6	61	1	23	0.5	10.2	5.1
2023	6	0	0	0	0	0.0	0.0	0.0
Totals	31	8	75	1	23	0.2	9.4	1.9

2023 GAME-BY-GAME

Opponent	GS	Rec	Yds	TD	Avg	LG	Rush	Yds	TD
at Wyoming	0	0	0	0.0	0	0	0	0	0
Oregon	0	0	0	0.0	0	0	0	0	0
Tarleton State	0	0	0	0.0	0	0	0	0	0
at West Virginia	0	0	0	0.0	0	0	0	0	0
Houston	0	0	0	0.0	0	0	0	0	0
at Baylor	0	0	0	0.0	0	0	0	0	0
Kansas State	-	-	-	-	-	-	-	-	-
at BYU	-	-	-	-	-	-	-	-	-
TCU	-	-	-	-	-	-	-	-	-
at Kansas	-	-	-	-	-	-	-	-	-
UCF	-	-	-	-	-	-	-	-	-
at Texas	-	-	-	-	-	-	-	-	-
Totals	0	0	0	0.0	0	0	0	0	0

2022 GAME-BY-GAME

Opponent	GS	Rec	Yds	TD	Avg	LG	Rush	Yds	TD
Murray State	*	1	23	0	23.0	23	0	0	0
Houston	*	0	0	0	0	0	0	0	0
at NC State	0	0	0	0	0	0	0	0	0
Texas	0	0	0	0	0	0	0	0	0
at Kansas State	0	0	0	0	0	0	0	0	0
at Oklahoma State	1	6	6.0	6	0	0	0	0	0
West Virginia	1	23	0	23.0	23	0	0	0	0
Baylor	1	1	1	1.0	1	0	0	0	0
at TCU	0	0	0	0	0	0	0	0	0
Kansas	0	0	0	0	0	0	0	0	0
at Iowa State	1	3	0	3.0	3	0	0	0	0
Oklahoma	0	0	0	0	0	0	0	0	0
vs. Ole Miss	1	5	0	5.0	5	0	0	0	0
Totals	6	61	1	23.0	23	0	0	0	0

2021 GAME-BY-GAME

Opponent	GS	Rec	Yds	TD	Avg	LG	Rush	Yds	TD
vs. Houston	0	0	0	0.0	0	0	0	0	0
Stephen F. Austin	0	0	0	0.0	0	0	0	0	0
FIU	0	0	0	0.0	0	0	0	0	0
at Texas	1	7	0	7.0	7	0	0	0	0
at West Virginia	1	7	0	7.0	7	0	0	0	0
TCU	0	0	0	0.0	0	0	0	0	0
at Kansas	0	0	0	0.0	0	0	0	0	0
Kansas State	0	0	0	0.0	0	0	0	0	0
at Oklahoma	*	0	0	0.0	0	0	0	0	0
Iowa State	DNP								
Oklahoma State	0	0	0	0.0	0	1	0	0	0
at Baylor	0	0	0	0.0	0	0	0	0	0
vs. Mississippi St.	0	0	0	0.0	0	0	0	0	0
Totals	2	14	0	7.0	7	1	0	0	0

80 MASON  
THARP

TE | Jr. | 3rd Yr. | Klein, Texas | Klein HS

PARTICIPATION	2021	2022	2023	CAREER
GP/GS	12/8	10/7	5/5	27/20

CAREER STATS

RECEIVING	G	Rec	Yds	TD	Lg	Rec/G	Avg/C	Avg/G
2021	12	14	198	1	25	1.2	14.1	16.5
2022	10	12	100	2	21	1.2	8.3	10.0
2023	5	11	120	2	28	2.2	10.9	24.0
Totals	27	37	418	5	28	1.4	11.3	15.5

2023 GAME-BY-GAME

Opponent	GS	Rec	Yds	TD	Avg	LG	Rush	Yds	TD
at Wyoming	*	1	10	0	10.0	10	0	0	0
Oregon	*	4	37	1	9.3	15	0	0	0
Tarleton State	*	3	43	1	14.3	28	0	0	0
at West Virginia	*	1	14	0	14	14	0	0	0
Houston	*	2	16	0	8	15	0	0	0
at Baylor	DNP-injured								
Kansas State	-	-	-	-	-	-	-	-	-
at BYU	-	-	-	-	-	-	-	-	-
TCU	-	-	-	-	-	-	-	-	-
at Kansas	-	-	-	-	-	-	-	-	-
UCF	-	-	-	-	-	-	-	-	-
at Texas	-	-	-	-	-	-	-	-	-
Totals	11	120	2	10.9	28	0	0	0	0

2022 GAME-BY-GAME

Opponent	GS	Rec	Yds	TD	Avg	LG	Rush	Yds	TD
Murray State	1	21	1	21.0	21	0	0	0	0
Houston	0	0	0	0	0	0	0	0	0
at NC State	*	3	26	0	8.7	14	0	0	0
Texas	1	13	0	13.0	13	0	0	0	0
at Kansas State	*	0	0	0	0	0	0	0	0
at Oklahoma State	*	1	2	0	2.0	2	0	0	0
West Virginia	*	3	35	0	11.7	19	0	0	0
Baylor	*	1	0	0	0	0	0	0	0
at TCU	*	0	0	0	0	0	0	0	0
Kansas	*	2	3	1	1.5	2	0	0	0
at Iowa State	DNP-injured								
Oklahoma	DNP-injured								
vs. Ole Miss	DNP-injured								
Totals	12	100	2	8.3	21	0	0	0	0

2021 GAME-BY-GAME

Opponent	GS	Rec	Yds	TD	Avg	LG	Rush	Yds	TD
vs. Houston	0	0	0	0.0	0	0	0	0	0
Stephen F. Austin	*	0	0	0	0.0	0	0	0	0
FIU	3	61	1	20.3	25	0	0	0	0
at Texas	*	1	7	0	7.0	7	0	0	0
at West Virginia	*	0	0	0	0.0	0	0	0	0
TCU	2	22	0	11.0	14	0	0	0	0
at Kansas	*	3	38	0	12.7	25	0	0	0
Kansas State	*	0	0	0	0.0	0	0	0	0
at Oklahoma	2	31	0	15.5	23	0	0	0	0
Iowa State	DNP-injured								
Oklahoma State	*	3	39	0	13	25	0	0	0
at Baylor	*	0	0	0	0.0	0	0	0	0
vs. Mississippi St.	*	0	0	0	0.0	0	0	0	0
Totals	14	198	1	14.1	25	0	0	0	0

O CAM'RON VALDEZ

RB | So. | 3rd Yr. | Rockdale, Texas | Rockdale HS

PARTICIPATION	2021	2022	2023	CAREER
GP/GS	2/0	4/0	4/0	10/0

CAREER STATS

RUSHING	G	Att	Yds	TD	Lg	Avg/C	Avg/G
2021	2	6	16	0	8	2.7	8.0
2022	4	18	169	0	38	9.4	42.3
2023	4	18	152	1	54	8.6	36.8
Totals	10	42	337	1	54	8.1	33.2

2023 GAME-BY-GAME

Opponent	GS	Rush	Yds	TD	Lg	Rec	Yds	TD	Lg
at Wyoming		6	20	0	4	0	0	0	0
Oregon		DNP-injured							
Tarleton State		DNP-injured							
at West Virginia		DNP-injured							
Houston		6	111	1	54	0	0	0	0
at Baylor		6	21	0	7	0	0	0	0
Kansas State		-	-	-	-	-	-	-	-
at BYU		-	-	-	-	-	-	-	-
TCU		-	-	-	-	-	-	-	-
at Kansas		-	-	-	-	-	-	-	-
UCF		-	-	-	-	-	-	-	-
at Texas		-	-	-	-	-	-	-	-
Totals		18	152	1	54	0	0	0	0

2022 GAME-BY-GAME

Opponent	GS	Rush	Yds	TD	Lg	Rec	Yds	TD	Lg
Murray State		DNP-injured							
Houston		DNP-injured							
at NC State		DNP-injured							
Texas		DNP-injured							
at Kansas State		DNP-injured							
at Oklahoma State		DNP-injured							
West Virginia		DNP-injured							
Baylor		DNP-injured							
at TCU		3	71	0	38	0	0	0	0
Kansas		11	66	0	18	0	0	0	0
at Iowa State		3	3	0	2	0	0	0	0
Oklahoma		DNP							
vs. Ole Miss		1	29	0	29	0	0	0	0
Totals		18	169	0	38	0	0	0	0

14 XAVIER WHITE

WR | S-Sr. | 6th Yr. (5th at Tech) | Lubbock, Texas | Monterey HS

PARTICIPATION	2019	2020	2021	2022	2023	CAREER
GP/GS	4/0	8/0	13/1	13/4	6/2	44/7

note: 2018 season at Dodge City CC not counted toward stats

CAREER STATS

RECEIVING	G	Rec	Yds	TD	Lg	Rec/G	Avg/C	Avg/G
2019	4	10	159	1	45	2.5	15.9	39.8
2020	8	21	104	0	15	2.6	5.0	13.0
2021	13	18	133	1	19	1.4	7.4	10.2
2022	13	45	572	3	55	3.5	12.7	44.0
2023	6	16	187	0	34	2.7	11.7	31.2
Totals	44	110	1,155	5	55	2.5	10.5	26.3

RUSHING	G	Att	Yds	TD	Lg	Avg/C	Avg/G
2019	4	1	0	0	0	0.0	0.0
2020	8	62	436	2	70	7.0	54.5
2021	13	68	310	3	52	4.6	23.8
2022	13	1	5	0	5	5.0	0.4
2023	6	4	3	0	2	0.8	0.5
Totals	44	136	754	5	70	5.5	17.1

PUNT RETURNS	G	No.	Yds	TD	Lg	Avg/R	Avg/G
2019	4	0	0	0	0	0.0	0.0
2020	8	0	0	0	0	0.0	0.0
2021	13	0	0	0	0	0.0	0.0
2022	13	2	15	0	13	7.5	1.2
2023	6	0	0	0	0	0.0	0.0
Totals	44	2	15	0	13	7.5	0.4

KICK RETURNS	G	No.	Yds	Avg	TD	Long
2019	4	0	0	0.0	0	0
2020	8	1	17	17.0	0	17
2021	13	0	0	0.0	0	0
2022	13	14	316	22.6	0	36
2023	6	1	23	23	0	23
Totals	44	16	356	20.9	0	36

ALL PURPOSE	G	Rush	Rec	PR	KR	IR	Total	Avg/G
2019	4	0	159	0	0	0	159	39.8
2020	8	436	104	0	17	0	557	69.6
2021	13	310	133	0	0	0	443	34.1
2022	13	5	572	15	316	0	908	69.8
2023	6	3	187	0	23	0	213	35.5
Totals	44	754	1,155	15	356	0	2,280	51.8

2023 GAME-BY-GAME

Opponent	GS	Rec	Yds	TD	Avg	LG	Rush	Yds	TD
at Wyoming		4	28	0	7.0	10	0	0	0
Oregon	*	4	45	0	11.3	22	2	2	0
Tarleton State		1	7	0	7.0	7	1	-1	0
at West Virginia	*	3	45	0	15.0	20	0	0	0
Houston		3	53	0	17.7	34	1	2	0
at Baylor		1	9	0	9.0	9	0	0	0
Kansas State		-	-	-	-	-	-	-	-
at BYU		-	-	-	-	-	-	-	-
TCU		-	-	-	-	-	-	-	-
at Kansas		-	-	-	-	-	-	-	-
UCF		-	-	-	-	-	-	-	-
at Texas		-	-	-	-	-	-	-	-
Totals		16	187	0	11.7	34	4	3	0

2022 GAME-BY-GAME

Opponent	GS	Rec	Yds	TD	Avg	LG	Rush	Yds	TD
Murray State		1	15	0	0	15	0	0	0
Houston		2	24	0	0	13	0	0	0
at NC State		1	38	0	0	38	0	0	0
Texas	*	2	11	0	0	7	0	0	0
at Kansas State		9	120	1	0	26	0	0	0
at Oklahoma State		8	62	1	0	12	0	0	0
West Virginia		8	139	1	0	55	0	0	0
Baylor	*	2	45	0	0	39	0	0	0
at TCU	*	2	7	0	0	4	0	0	0
Kansas		4	70	0	0	47	0	0	0
at Iowa State	*	2	26	0	0	29	1	5	0
Oklahoma		1	4	0	0	4	0	0	0
vs. Ole Miss		3	11	0	0	5	0	0	0
Totals		45	572	3	0.0	55	1	5	0



2021 GAME-BY-GAME

Opponent	GS	Rush	Yds	TD	Avg	LG	Rec	Yds	TD
vs. Houston	4	4	0	1.0	3		1	3	1
Stephen F. Austin	7	88	1	12.5	52		2	8	0
FIU	7	36	0	5.1	11		1	4	0
at Texas	7	20	0	2.8	5		1	4	0
at West Virginia	*	4	7	0	1.7	5	2	20	0
TCU	9	51	1	5.7	16		3	26	0
at Kansas	6	23	0	3.9	9		0	0	0
Kansas State	3	9	0	3.0	4		1	12	0
at Oklahoma	10	42	1	4.2	12		0	0	0
Iowa State	0	0	0	0.0	0		3	14	0
Oklahoma State	3	3	0	1.0	4		0	0	0
at Baylor	4	17	0	4.2	8		3	23	0
vs. Mississippi St.	4	10	0	2.5	4		1	19	0
Totals	68	310	3	4.6	52		18	133	1

2020 GAME-BY-GAME

Opponent	GS	Rush	Yds	TD	Avg	LG	Rec	Yds	TD
Houston Baptist	DNP								
Texas	3	0	0	0.0	6		1	3	0
at Kansas St.	12	113	1	9.4	49		4	9	0
at Iowa St.	7	21	0	3.0	6		3	5	0
West Virginia	6	14	0	2.3	4		2	5	0
Oklahoma	DNP								
at TCU	6	43	0	7.2	17		5	35	0
Baylor	5	12	0	2.4	5		1	8	0
at Oklahoma St.	9	98	1	10.9	70		1	11	0
Kansas	14	135	0	9.6	30		4	28	0
Totals	62	436	2	7.0	70		21	104	0

2019 GAME-BY-GAME

Opponent	GS	Rush	Yds	TD	Avg	LG	Rec	Yds	TD
Montana St.	0	0	0	0.0	0		5	107	1
UTEP	0	0	0	0.0	0		1	7	0
at Arizona	0	0	0	0.0	0		3	24	0
at Oklahoma	1	0	0	0.0	0		1	21	0
Totals	1	0	0	0.0	0		10	159	1

RAYSHAD WILLIAMS

DB | S-Sr. | 6th Yr. (3rd at Tech) | Memphis, Tenn. | Whitehaven HS

PARTICIPATION	2018*	2019*	2020*	2021	2022	2023	CAREER
GP/GS	4/0	12/8	6/0	13/12	13/12	6/5	54/37

\* at UCLA

CAREER STATS

TACKLES	GP	UA	A	Total	TFL	Yds	PD	FF	FR	Blkd	QBH
2018 (UCLA)	4	0	0	0	0.0	0	0	0	0	0	0
2019 (UCLA)	12	30	3	33	0.0	0	2	0	0	0	0
2020 (UCLA)	6	6	3	9	0.0	0	1	0	0	0	0
2021 (TTU)	13	30	8	38	1.5	8	10	0	0	0	0
2022 (TTU)	13	28	9	37	1.0	2	7	0	1	0	0
2023 (TTU)	6	11	3	14	1.0	1	2	0	0	0	0
TOTALS	54	105	26	131	3.5	11	22	0	1	0	0

2023 GAME-BY-GAME STATS

Opponent	GS	UA	A	TOT	TFL-YDS	INT-YDS	FF	FR	PBU
at Wyoming	*	2	0	2	0.0-0	0-0	0	0	0
Oregon	*	5	0	5	0.0-0	0.0	0	0	0
Tarleton St.	*	0	2	2	0.0-0	0.0	0	0	1
at West Virginia	*	0	0	0	0.0-0	0.0	0	0	0
Houston	*	2	1	3	0.0-0	0.0	0	0	0
at Baylor		2	0	2	1.0-1	0.0	0	0	1
Kansas State	-	-	-	-	-	-	-	-	-
at BYU	-	-	-	-	-	-	-	-	-
TCU	-	-	-	-	-	-	-	-	-
at Kansas	-	-	-	-	-	-	-	-	-
UCF	-	-	-	-	-	-	-	-	-
at Texas	-	-	-	-	-	-	-	-	-
Totals	11	3	14		1.0-1	0-0	0	0	2

2022 GAME-BY-GAME STATS

Opponent	GS	UA	A	TOT	TFL-YDS	INT-YDS	FF	FR	PBU
Murray State	*	3	0	3	1.0-2	0-0	0	0	0
Houston	*	2	1	3	0.0-0	0-0	0	0	1
at NC State	*	0	1	1	0.0-0	0-0	0	0	0
Texas		3	1	4	0.0-0	0-0	0	0	1
at Kansas State	*	0	1	1	0.0-0	0-0	0	0	0
at Oklahoma St.	*	3	0	3	0.0-0	0-0	0	0	5
West Virginia	*	1	1	2	0.0-0	1-0	0	0	0
Baylor	*	1	1	2	0.0-0	0-0	0	1	0
at TCU	*	1	1	2	0.0-0	0-0	0	0	0
Kansas	*	4	0	4	0.0-0	0-0	0	0	0

Opponent	GS	UA	A	TOT	TFL-YDS	INT-YDS	FF	FR	PBU
at Iowa State	*	3	0	3	0.0-0	0-0	0	0	0
Oklahoma	*	6	0	6	0.0-0	0-0	0	0	0
vs. Ole Miss		1	2	3	0.0-0	0-0	0	0	0
Totals		28	9	37	1.0-2	1-0	0	1	7

2021 GAME-BY-GAME STATS

Opponent	GS	UA	A	TOT	TFL-YDS	INT-YDS	FF	FR	PBU
vs. Houston		2	0	2	0.0-0	0-0	0	0	1
Stephen F. Austin	*	2	1	3	0.0-0	0-0	0	0	1
FIU	*	2	2	4	0.0-0	0-0	0	0	2
at Texas	*	2	0	2	0.0-0	0-0	0	0	0
at West Virginia	*	2	0	2	0.0-0	0-0	0	0	0
TCU	*	1	0	1	0.0-0	0-0	0	0	0
at Kansas	*	0	0	0	0.0-0	0-0	0	0	2
Kansas State	*	2	1	3	0.5-1	0-0	0	0	1
at Oklahoma	*	2	1	3	0.0-0	0-0	0	0	0
Iowa State	*	3	1	4	1.0-7	0-0	0	0	0
Oklahoma State	*	6	1	7	0.0-0	0-0	0	0	1
at Baylor	*	1	1	2	0.0-0	0-0	0	0	1
vs. Mississippi St.*		5	0	5	0.0-0	0-0	0	0	1
Totals		30	8	38	1.5-8	0-0	0	0	10

2020 GAME-BY-GAME STATS (@ UCLA)

Opponent	GS	UA	A	TOT	SACKS-YDS	TFL-YDS	FF	FR	INT	PB
Colorado	0	0	0	0	0.0-0	0.0-0	0	0	0	0
Oregon	1	1	2	0	0.0-0	0.0-0	0	0	0	0
Arizona	1	0	1	0	0.0-0	0.0-0	0	0	0	0
Arizona State	1	1	2	0	0.0-0	0.0-0	0	0	0	0
USC	1	1	2	0	0.0-0	0.0-0	0	0	0	1
Stanford	2	0	2	0	0.0-0	0.0-0	0	0	0	0
Totals	6	3	9	0	0.0-0	0.0-0	0	0	0	1

2019 GAME-BY-GAME STATS (@ UCLA)

Opponent	GS	UA	A	TOT	SACKS-YDS	TFL-YDS	FF	FR	INT	PB
Cincinnati	0	0	0	0	0.0-0	0.0-0	0	0	0	0
San Diego St	0	0	0	0	0.0-0	0.0-0	0	0	0	0
Oklahoma	0	0	0	0	0.0-0	0.0-0	0	0	0	0
Washington St.	*	5	1	6	0.0-0	0.0-0	0	0	0	1
Arizona	*	4	0	4	0.0-0	0.0-0	0	0	0	0
Oregon State	*	5	0	5	0.0-0	0.0-0	0	0	0	1
Stanford	*	1	0	1	0.0-0	0.0-0	0	0	0	0
Arizona State	*	5	0	5	0.0-0	0.0-0	0	0	0	0
Colorado	*	3	1	4	0.0-0	0.0-0	0	0	0	0
Utah	*	2	0	2	0.0-0	0.0-0	0	0	0	0
USC		4	1	5	0.0-0	0.0-0	0	0	0	0
California	*	1	0	1	0.0-0	0.0-0	0	0	0	0
Totals	30	3	33		0.0-0	0.0-0	0	0	0	2

TEAM/INDIVIDUAL STATISTICS

Team Results

	Date	Opponent		Score	Att.
	09/02/2023	at Wyoming	Lot2	33-35	26450
	09/09/2023	Oregon	L	30-38	56200
	09/16/2023	Tarleton St.	W	41-3	56200
*	09/23/2023	at West Virginia	L	13-20	50071
*	09/30/2023	Houston	W	49-28	53308
*	10/07/2023	at Baylor	W	39-14	44620

Rushing

Player	gp	att	gain	loss	net	avg	td	lg	avg/g
Tahj Brooks	6	114	693	5	688	6.0	4	38	114.7
Cam'Ron Valdez	4	18	152	0	152	8.4	1	54	38.0
Tyler Shough	4	48	221	72	149	3.1	2	58	37.3
Nehemiah Martinez I	5	12	64	0	64	5.3	0	11	12.8
Bryson Donnell	6	4	18	3	15	3.8	0	12	2.5
Behren Morton	4	17	42	34	8	0.5	1	10	2.0
Xavier White	6	4	4	1	3	0.8	0	2	0.5
Team	6	4	0	6	-6	-1.5	0	0	-1.0
Total	6	221	1194	121	1073	4.9	8	58	178.8
Opponents	6	217	874	118	756	3.5	4	25	126.0

Passing

Player	gp	effic	comp-att-int	pct	yds	td	lg	avg/g
Tyler Shough	4	130.4	67-111-4	60.4	746	7	46	186.5
Behren Morton	4	126.9	54-98-2	55.1	571	8	34	142.8
Total	6	128.8	121-209-6	57.9	1317	15	46	219.5
Opponents	6	127.2	139-224-5	62.1	1464	10	72	244.0

Receiving

Player	gp	no.	yds	avg	td	lg	avg/g
Myles Price	6	27	271	10.0	4	33	45.2
Jerand Bradley	6	22	252	11.5	3	34	42.0
Xavier White	6	16	187	11.7	0	34	31.2
Drae McCray	6	12	117	9.8	0	31	19.5
Mason Tharp	5	11	120	10.9	2	28	24.0
Jordan Brown	4	10	151	15.1	1	46	37.8
Tahj Brooks	6	9	35	3.9	0	10	5.8
Baylor Cupp	5	5	56	11.2	2	18	11.2
Coy Eakin	3	3	29	9.7	1	13	9.7
Loic Fouonji	6	2	45	22.5	1	25	7.5
Jayden York	6	2	22	11.0	1	19	3.7
J.J. Sparkman	6	1	1	1.0	0	1	0.2
Nehemiah Martinez I	5	1	31	31.0	0	31	6.2
Total	6	121	1317	10.9	15	46	219.5
Opponents	6	139	1464	10.5	10	72	244.0

Game Records

Record	Overall	Home	Away	Neutral
ALL GAMES	3-3	2-1	1-2	0-0
CONFERENCE	2-1	1-0	1-1	0-0
NON-CONFERENCE	1-2	1-1	0-1	0-0

Team Statistics

	TTU	OPP
First Downs	137	123
Rushing	63	44
Passing	64	66
Penalty	10	13
Rushing Yardage	1073	756
Rushing attempts	221	217
Average per rush	4.9	3.5
Average per game	178.8	126.0
TDs Rushing	8	4
Passing Yardage	1317	1464
Comp-Att-Int	121-209-6	139-224-5
Average per pass	6.3	6.5
Average per catch	10.9	10.5
Average per game	219.5	244.0
TDs Passing	15	10
Total offense	2390	2220
Average per play	5.6	5.0
Average per game	398.3	370.0
Kick returns: #-Yards	13-365	14-257
Punt returns: #-Yards	4-91	4-44
Int returns: #-Yards	5-82	6-49
Fumbles-Lost	6-2	9-3
Penalties-Yards	29-299	30-272
Punts-Avg	23-48.7	28-40.0
Time of possession / game	26:52	33:07
3rd-down conversion	38/90	39/94
4rd-down conversion	12/17	6/15
PAT-attempts	(23-23) 100%	(12-12) 100%
2-point conversion-attempts	(1-3) 33%	(3-3) 100%

Interceptions

Player	no.	yds	avg	td	lg
Malik Dunlap	3	77	25.7	1	54
Dadrion Taylor-Demerson	1	0	0.0	0	0
Ben Roberts	1	5	5.0	0	5
Total	5	82	16.4	1	54
Opponents	6	49	8.2	1	45





# INDIVIDUAL STATISTICS

## Field Goals

Player	fg	pct.	01-19	20-29	30-39	40-49	50-99	lg	blk
Gino Garcia	8-12	66.7	0-0	2-2	3-3	2-4	1-3	54	1
<b>Opponents</b>	<b>10-11</b>	<b>90.9</b>	<b>0-0</b>	<b>4-4</b>	<b>4-4</b>	<b>1-2</b>	<b>1-1</b>	<b>56</b>	<b>0</b>

## Scoring

			PAT						
Player	td	fg	kick	rush	rcv	pass	dxp	saf	pts
Gino Garcia	-	8-12	23-23	-	-	-	-	-	47
Tahj Brooks	4	-	-	1	-	-	-	-	26
Myles Price	4	-	-	-	-	-	-	-	24
Jerand Bradley	3	-	-	-	-	-	-	-	18
Baylor Cupp	2	-	-	-	-	-	-	-	12
Tyler Shough	2	-	-	-	-	-	-	-	12
Loic Fouonji	2	-	-	-	-	-	-	-	12
Mason Tharp	2	-	-	-	-	-	-	-	12
Malik Dunlap	1	-	-	-	-	-	-	-	6
Jordan Brown	1	-	-	-	-	-	-	-	6
Behren Morton	1	-	-	-	-	-	-	-	6
Cam'Ron Valdez	1	-	-	-	-	-	-	-	6
Jayden York	1	-	-	-	-	-	-	-	6
Drae McCray	1	-	-	-	-	-	-	-	6
Coy Eakin	1	-	-	-	-	-	-	-	6
Total	26	8-12	23-23	1	0	0	0	0	205
Opponents	15	10-11	12-12	1	2	2	0	0	138

## Score by Periods

Team	1st	2nd	3rd	4th	OT	TOT
Texas Tech	69	40	38	45	13	205
Opponents	36	36	7	44	15	138

## Punting

Player	no.	yds	avg	lg	tb	fc	i20	50+	blk
Austin McNamara	23	1120	48.7	59	4	10	9	12	0
<b>Total</b>	<b>23</b>	<b>1120</b>	<b>48.7</b>	<b>59</b>	<b>4</b>	<b>10</b>	<b>9</b>	<b>12</b>	<b>0</b>
<b>Opponents</b>	<b>28</b>	<b>1120</b>	<b>40.0</b>	<b>63</b>	<b>0</b>	<b>14</b>	<b>6</b>	<b>4</b>	<b>1</b>

## Punt Returns

Player	no.	yds	avg	td	lg
Myles Price	4	84	21.0	0	43
<b>Total</b>	<b>4</b>	<b>91</b>	<b>22.8</b>	<b>1</b>	<b>43</b>
<b>Opponents</b>	<b>4</b>	<b>44</b>	<b>11.0</b>	<b>0</b>	<b>20</b>

## Kick Returns

Player	no.	yds	avg	td	lg
Drae McCray	10	297	29.7	1	100
Jordan Brown	2	45	22.5	0	28
Xavier White	1	23	23.0	0	23
<b>Total</b>	<b>13</b>	<b>365</b>	<b>28.1</b>	<b>1</b>	<b>100</b>
<b>Opponents</b>	<b>14</b>	<b>257</b>	<b>18.4</b>	<b>0</b>	<b>28</b>

## All Purpose

Player	g	rush	rcv	pr	kr	ir	total	avg/g
Tahj Brooks	6	688	35	0	0	0	723	120.5
Drae McCray	6	0	117	0	297	0	414	69.0
Myles Price	6	0	271	84	0	0	355	59.2
Jerand Bradley	6	0	252	0	0	0	252	42.0
Xavier White	6	3	187	0	23	0	213	35.5
Jordan Brown	4	0	151	0	45	0	196	49.0
Cam'Ron Valdez	4	152	0	0	0	0	152	38.0
Tyler Shough	4	149	0	0	0	0	149	37.3
Mason Tharp	5	0	120	0	0	0	120	24.0
Nehemiah Martinez I	5	64	31	0	0	0	95	19.0
Malik Dunlap	6	0	0	0	0	77	77	12.8
Baylor Cupp	5	0	56	0	0	0	56	11.2
Loic Fouonji	6	0	45	7	0	0	52	8.7
Coy Eakin	3	0	29	0	0	0	29	9.7
Jayden York	6	0	22	0	0	0	22	3.7
Bryson Donnell	6	15	0	0	0	0	15	2.5
Behren Morton	4	8	0	0	0	0	8	2.0
Ben Roberts	6	0	0	0	0	5	5	0.8
J.J. Sparkman	6	0	1	0	0	0	1	0.2
<b>Total</b>	<b>6</b>	<b>1073</b>	<b>1317</b>	<b>91</b>	<b>365</b>	<b>82</b>	<b>2928</b>	<b>488.0</b>
<b>Opponents</b>	<b>6</b>	<b>756</b>	<b>1464</b>	<b>44</b>	<b>257</b>	<b>49</b>	<b>2570</b>	<b>428.3</b>

## Total Offense

Player	g	plays	rush	pass	total	avg/g
Tyler Shough	4	159	149	746	895	223.8
Tahj Brooks	6	114	688	0	688	114.7
Behren Morton	4	115	8	571	579	144.8
Cam'Ron Valdez	4	18	152	0	152	38.0
Nehemiah Martinez I	5	12	64	0	64	12.8
Bryson Donnell	6	4	15	0	15	2.5
Xavier White	6	4	3	0	3	0.5
<b>Total</b>	<b>6</b>	<b>430</b>	<b>1073</b>	<b>1317</b>	<b>2390</b>	<b>398.3</b>
<b>Opponents</b>	<b>6</b>	<b>441</b>	<b>756</b>	<b>1464</b>	<b>2220</b>	<b>370.0</b>

TEXAS TECH GAME-BY-GAME STATS

Date	Opponent	Rushing				Receiving				Passing				Kick Returns				Punt Returns				tot
		no.	yds	td	lg	no.	yds	td	lg	cmp	att	int	yds	td	lg	no.	yds	td	lg	no.	yds	td
09/02/2023	at Wyoming	33	93	1	12	31	338	3	33	31-47-1	338	3	33	2	45	0	28	1	8	0	8	431
09/09/2023	Oregon	32	174	1	58	24	282	3	34	24-38-3	282	3	34	1	31	0	31	1	33	0	33	456
09/16/2023	Tarleton St.	39	221	1	38	18	195	3	46	18-33-1	195	3	46	2	46	0	28	0	0	0	0	416
09/23/2023	at West Virginia	38	160	0	27	15	161	1	26	15-43-0	161	1	26	5	108	0	32	1	0	0	0	321
09/30/2023	Houston	37	239	3	54	14	161	2	34	14-22-0	161	2	34	2	112	1	100	0	7	1	7	400
10/07/2023	at Baylor	42	186	2	24	19	180	3	24	19-26-1	180	3	24	1	23	0	23	1	43	0	43	366
Texas Tech		221	1073	8	58	121	1317	15	46	121-209-6	1317	15	46	13	365	1	100	4	91	1	43	2390
Opponents		217	756	4	25	139	1464	10	72	139-224-5	1464	10	72	14	257	0	28	4	44	0	20	2220

Texas Tech Averages

Games	Avg/ rush	Avg/ catch	Pass effic	KR avg	PR avg	All purpose avg/game	Total offense avg/game
6	4.9	10.9	128.8	28.1	22.8	488.0	398.3

Date	Opponent	Tackles				Sacks	Fumble		Pass Defense			blkd	PAT attempts			off		
		ua	a	total	tfl-yds	no-yds	ff	fr-yds	int-yds	qbh	brup	kick	kick	rush	rcv	saf	t/o	pts
09/02/2023	at Wyoming	47	16	63	6.0-20	2-8	2	2-0	0-0	1	4	0	3-3	0	0	0	10	33
09/09/2023	Oregon	44	30	74	5.0-16	1-3	1	0-0	0-0	1	0	1	3-3	0	0	0	0	30
09/16/2023	Tarleton St.	52	16	68	5.0-18	3-15	0	0-0	3-56	1	6	0	5-5	0	0	0	10	41
09/23/2023	at West Virginia	35	42	77	4.0-13	1-6	0	0-0	2-26	0	1	0	1-1	0	0	0	3	13
09/30/2023	Houston	55	12	67	5.0-18	1-7	1	0-0	0-0	4	1	1	7-7	0	0	0	0	49
10/07/2023	at Baylor	39	22	61	11.0-69	6-45	4	1-0	0-0	3	4	0	4-4	1	0	0	0	39
Texas Tech		272	138	410	36.0-154	14-84	8	3-0	5-82	10	16	2	23-23	1	0	0	23	205
Opponents		246	130	376	24.0-123	14-104	4	2-0	6-49	13	30	1	12-12	1	2	0	17	138

Date	Opponent	Punting										Field Goals			Kickoffs			
		no.	yds	avg	long	blkd	tb	fc	50+	i20	md-att	long	blkd	no.	yds	avg	tb	ob
09/02/2023	at Wyoming	4	199	49.8	54	0	1	3	3	2	2-5	54	1	5	325	65.0	5	0
09/09/2023	Oregon	2	89	44.5	52	0	0	1	1	1	1-2	45	0	6	384	64.0	4	0
09/16/2023	Tarleton St.	4	195	48.8	53	0	1	0	1	2	2-2	43	0	8	519	64.9	5	0
09/23/2023	at West Virginia	6	294	49.0	54	0	0	2	4	0	2-2	39	0	4	244	61.0	2	0
09/30/2023	Houston	4	199	49.8	59	0	2	1	2	1	0-0	0	0	8	511	63.9	6	0
10/07/2023	at Baylor	3	144	48.0	53	0	0	3	1	3	1-1	37	0	7	447	63.9	2	0
Texas Tech		23	1120	48.7	59	0	4	10	12	9	8-12	54	1	38	2430	63.9	24	0
Opponents		28	1120	40.0	63	1	0	14	4	6	10-11	56	0	28	1765	63.0	14	1



# OPPONENTS GAME-BY-GAME STATS

		Rushing				Receiving				Passing				Kick Returns				Punt Returns				tot		
Date	Opponent	no.	yds	td	lg	no.	yds	td	lg	cmp	att	int	yds	td	lg	no.	yds	td	lg	no.	yds	td	lg	off
09/02/2023	at Wyoming	44	171	2	17	18	149	2	25	18	34	0	149	2	25	0	0	0	0	0	0	0	0	320
09/09/2023	Oregon	31	113	1	16	32	359	2	72	32	44	0	359	2	72	2	37	0	20	0	0	0	0	472
09/16/2023	Tarleton St.	36	145	0	25	24	197	0	33	24	44	3	197	0	33	3	58	0	24	0	0	0	0	342
09/23/2023	at West Virginia	42	157	1	19	13	99	1	21	13	22	2	99	1	21	2	31	0	16	3	45	0	20	256
09/30/2023	Houston	34	153	0	18	30	336	4	49	30	42	0	336	4	49	2	27	0	17	1	-1	0	0	489
10/07/2023	at Baylor	30	17	0	12	22	324	1	71	22	38	0	324	1	71	5	104	0	28	0	0	0	0	341
Opponents		217	756	4	25	139	1464	10	72	139	224	5	1464	10	72	14	257	0	28	4	44	0	20	2220
Texas Tech		221	1073	8	58	121	1317	15	46	121	209	6	1317	15	46	13	365	1	100	4	91	1	43	2390

## Opponents Averages

Games	Avg/ rush	Avg/ catch	Pass effc	KR avg	PR avg	All purpose avg/game	Total offense avg/game
6	3.5	10.5	127.2	18.4	11.0	428.3	370.0

Date	Opponent	Tackles				Sacks	Fumble		Pass Defense			blkd	PAT attempts			off		
		ua	a	total	tfl-yds	no-yds	ff	fr-yds	int-yds	qbh	brup	kick	kick	rush	rcv	saf	t/o	pts
09/02/2023	at Wyoming	47	24	71	4.0-18	3-17	0	0-0	1-4	3	10	1	3-3	1	0	0	7	35
09/09/2023	Oregon	42	16	58	5.0-44	4-42	2	1-0	3-45	2	2	0	3-3	0	1	0	7	38
09/16/2023	Tarleton St.	44	18	62	6.0-18	3-13	0	0-0	1-0	2	2	0	0-0	0	0	0	0	3
09/23/2023	at West Virginia	42	28	70	4.0-24	2-20	1	0-0	0-0	5	11	0	2-2	0	0	0	0	20
09/30/2023	Houston	33	22	55	3.0-7	1-1	0	0-0	0-0	1	3	0	4-4	0	0	0	0	28
10/07/2023	at Baylor	38	22	60	2.0-12	1-11	1	1-0	1-0	0	2	0	0-0	0	1	0	3	14
Opponents		246	130	376	24.0-123	14-104	4	2-0	6-49	13	30	1	12-12	1	2	0	17	138
Texas Tech		272	138	410	36.0-154	14-84	8	3-0	5-82	10	16	2	23-23	1	0	0	23	205

Date	Opponent	Punting										Field Goals			Kickoffs				
		no.	yds	avg	long	blkd	tb	fc	50+	i20	md-att	long	blkd	no.	yds	avg	tb	ob	
09/02/2023	at Wyoming	5	219	43.8	57	0	0	2	1	0	2-2	56	0	5	315	63.0	3	0	
09/09/2023	Oregon	4	164	41.0	63	0	0	2	1	1	3-3	34	0	8	520	65.0	7	0	
09/16/2023	Tarleton St.	5	191	38.2	41	0	0	4	0	2	1-1	21	0	2	130	65.0	0	0	
09/23/2023	at West Virginia	6	246	41.0	50	0	0	3	1	2	2-2	46	0	5	308	61.6	0	0	
09/30/2023	Houston	5	181	36.2	56	1	0	2	1	1	0-1	0	0	5	311	62.2	3	0	
10/07/2023	at Baylor	3	119	39.7	43	0	0	1	0	0	2-2	33	0	3	181	60.3	1	1	
Opponents		28	1120	40.0	63	1	0	14	4	6	10-11	56	0	28	1765	63.0	14	1	
Texas Tech		23	1120	48.7	59	0	4	10	12	9	8-12	54	1	38	2430	63.9	24	0	

# GAME-BY-GAME INDIVIDUAL STATS | OFFENSE

## PASSING

#2 Behren Morton	Comp	Att	Int	Pct	Yards	TD	Long	Sacked	Effic.
Tarleton St.	8	13	1	61.5	72	2	15	1-2	143.4
West Virginia	13	37	0	35.1	158	1	26	2-20	79.9
Houston	14	22	0	63.6	161	2	34	1-1	155.1
Baylor	19	26	1	73.1	180	3	24	1-11	161.6
<b>Totals</b>	<b>54</b>	<b>98</b>	<b>2</b>	<b>55.1</b>	<b>571</b>	<b>8</b>	<b>34</b>	<b>5-34</b>	<b>126.9</b>

#12 Tyler Shough	Comp	Att	Int	Pct	Yards	TD	Long	Sacked	Effic.
Wyoming	31	47	1	66.0	338	3	33	3-17	143.2
Oregon	24	38	3	63.2	282	3	34	4-42	135.8
Tarleton St.	10	20	0	50.0	123	1	46	2-11	118.2
West Virginia	2	6	0	33.3	3	0	6	0-0	37.5
<b>Totals</b>	<b>67</b>	<b>111</b>	<b>4</b>	<b>60.4</b>	<b>746</b>	<b>7</b>	<b>46</b>	<b>9-70</b>	<b>130.4</b>

## Rushing

Player	No-Yds/TD	UW	Oregon	TSU	WVU	UH	Baylor
Tahj Brooks	114-688/4	11-39/1	7-71/0	19-158/0	25-149/0	21-101/2	31-170/1
Tyler Shough	48-149/2	15-36/0	23-101/1	6-0/1	4-12/0	DNP	DNP
Cam'Ron Valdez	18-152/1	6-20/0	DNP	DNP	-	6-111/1	6-21/0
Behren Morton	17-8/1	DNP	DNP	3-11/0	8--12/0	4-10/0	2--1/1
Nehemiah Martinez I	12-64/0	DNP	-	6-38/0	1-11/0	5-15/0	-
Bryson Donnell	4-15/0	-	-	4-15/0	-	-	-
Xavier White	4-3/0	-	2-2/0	1--1/0	-	1-2/0	-

## Receiving

Player	No-Yds/TD	UW	Oregon	TSU	WVU	UH	Baylor
Myles Price	27-271/4	6-65/1	4-31/1	2-22/1	-	5-63/1	10-90/0
Jerand Bradley	22-252/3	8-88/1	5-83/1	4-40/0	3-30/1	1-5/0	1-6/0
Xavier White	16-187/0	4-28/0	4-45/0	1-7/0	3-45/0	3-53/0	1-9/0
Drae McCray	12-117/0	5-42/0	1-31/0	1-9/0	3-18/0	-	2-17/0
Mason Tharp	11-120/2	1-10/0	4-37/1	3-43/1	1-14/0	2-16/0	DNP
Jordan Brown	10-151/1	2-51/0	-	6-73/1	2-27/0	DNP	DNP
Tahj Brooks	9-35/0	2-12/0	4-18/0	-	1-6/0	1--5/0	1-4/0
Baylor Cupp	5-56/2	-	1-6/0	DNP	1-12/0	1-4/0	2-34/2
Coy Eakin	3-29/1	DNP	DNP	DNP	1-9/0	-	2-20/1
Loic Fouonji	2-45/1	1-20/0	-	-	-	1-25/1	-
Jayden York	2-22/1	2-22/1	-	-	-	-	-
Nehemiah Martinez I	1-31/0	DNP	1-31/0	-	-	-	-
J.J. Sparkman	1-1/0	-	-	1-1/0	-	-	-



## DEFENSIVE STATISTICS

## Team Defense

			Tackles				Sacks	Pass defense			Fumbles		blkd	
##	Player	gp	ua	a	tot	tfl/yds	no-yds	int-yds	brup	qbh	fr-yds	ff	kick	saf
13	Ben Roberts	6	24	21	45	4.5-27	0.5-2	1-5	.	.	.	2	.	.
8	Jesiah Pierre	5	25	18	43	0.5-5	0.5-5	.	.	.	1-0	.	.	.
1	Dadrion Taylor-Demerson	6	28	7	35	.	.	1-0	3	2	.	.	.	.
9	CJ Baskerville	5	23	9	32	3.5-13	.	.	3	1	.	.	.	.
95	Jaylon Hutchings	6	14	10	24	6.5-22	2.5-12	.	.	2	.	.	.	.
18	Tyler Owens	5	19	3	22	.	.	.	1	.	.	.	.	.
6	Myles Cole	6	10	8	18	3-21	2.5-18	.	1	1	.	.	.	.
0	Rayshad Williams	6	11	3	14	1-1	.	.	2	.	.	.	.	.
7	Steve Linton	6	9	5	14	4.5-22	3-18	.	.	.	1-0	2	.	.
11	Charles Esters III	6	4	9	13	2-17	2-17	.	.	.	.	1	.	.
97	Tony Bradford Jr.	6	7	6	13	2-10	1-7	.	.	.	.	1	.	.
35	Miquel Dingle Jr	4	8	4	12	1.5-3	.	.	.	.	.	.	.	.
32	Tyrique Matthews	4	9	2	11	1-1	.	.	.	.	.	.	.	.
24	Malik Dunlap	6	9	2	11	.	.	3-77	1	.	.	.	.	.
12	Bralyn Lux	6	7	2	9	1.5-4	.	.	4	.	.	.	.	.
14	Joseph Adedire	5	6	3	9	0.5-0	.	.	.	1	.	.	.	.
3	Bryce Ramirez	6	6	2	8	.	.	.	.	.	.	.	.	.
98	E'Maurion Banks	2	6	1	7	1.5-3	0.5-1	.	.	.	.	.	.	.
41	Ty Kana	3	4	3	7	.	.	.	.	.	.	.	.	.
25	Chapman Lewis	5	5	2	7	.	.	.	.	.	.	.	.	.
27	Brenden Jordan	6	6	.	6	.	.	.	.	.	.	.	.	.
5	Quincy Ledet	6	3	3	6	.	.	.	.	1	.	1	.	.
45	Terrell Tilmon	6	3	2	5	1-2	1-2	.	.	.	.	.	.	.
21	Cameron Watts	6	2	3	5	.	.	.	.	.	.	.	.	.
28	Jordan Sanford	4	3	2	5	.	.	.	.	.	.	.	.	.
40	Wesley Smith	3	3	1	4	1-1	.	.	.	.	.	.	.	.
93	Trevon McAlpine	5	4	.	4	.	.	.	.	.	.	.	.	.
2	Jalon Peoples	3	4	.	4	.	.	.	.	.	.	.	.	.
50	Trent Low	1	.	4	4	0.5-2	0.5-2	.	.	.	.	.	.	.
19	Dylan Spencer	4	1	1	2	.	.	.	.	.	.	.	.	.
33	Harvey Dyson III	5	1	1	2	.	.	.	.	2	.	.	.	.
91	Blake Burris	3	1	1	2	.	.	.	1	.	.	.	.	.
10	Jacob Rodriguez	1	2	.	2	.	.	.	.	.	1-0	1	.	.
38	Reese Burkhardt	6	1	.	1	.	.	.	.	.	.	.	.	.
51	Jayden Cofield	1	1	.	1	.	.	.	.	.	.	.	.	.
94	Braylon Rigsby	1	1	.	1	.	.	.	.	.	.	.	.	.
1	Myles Price	6	1	.	1	.	.	.	.	.	.	.	.	.
22	Maurion Horn	3	1	.	1	.	.	.	.	.	.	.	.	.

## GAME-BY-GAME INDIVIDUAL STATS | DEFENSE

### Total Tackles

Player	S-A	Total	UW	Oregon	TSU	WVU	UH	Baylor
Ben Roberts	24-21	45	0-1	5-7	2-2	4-7	8-2	5-2
Jesiah Pierre	25-18	43	10-4	3-3	5-0	5-7	DNP	2-4
Dadrion Taylor-Demerson	28-7	35	5-0	11-1	4-0	3-3	2-0	3-3
CJ Baskerville	23-9	32	3-1	DNP	3-3	4-3	9-0	4-2
Jaylon Hutchings	14-10	24	2-0	3-2	3-1	3-3	1-2	2-2
Tyler Owens	19-3	22	2-0	4-1	DNP	1-2	10-0	2-0
Myles Cole	10-8	18	1-0	0-1	3-1	3-3	2-0	1-3
Rayshad Williams	11-3	14	2-0	5-0	0-2	-	2-1	2-0
Steve Linton	9-5	14	4-1	1-1	-	1-2	0-1	3-0
Tony Bradford Jr.	7-6	13	1-2	0-1	1-1	1-1	3-0	1-1
Charles Esters III	4-9	13	-	2-5	-	-	1-1	1-3
Miquel Dingle Jr	8-4	12	DNP	DNP	1-2	1-1	3-1	3-0
Malik Dunlap	9-2	11	3-0	0-2	2-0	1-0	2-0	1-0
Tyrique Matthews	9-2	11	5-1	DNP	DNP	3-0	1-1	-
Bralyn Lux	7-2	9	2-0	2-1	3-0	-	0-1	-
Joseph Adedire	6-3	9	-	1-1	DNP	2-2	2-0	1-0
Bryce Ramirez	6-2	8	0-1	2-0	1-0	0-1	2-0	1-0
E'Maurion Banks	6-1	7	2-1	DNP	DNP	DNP	DNP	4-0
Chapman Lewis	5-2	7	DNP	-	2-0	-	2-2	1-0
Ty Kana	4-3	7	DNP	-	4-2	0-1	DNP	DNP
Brenden Jordan	6-0	6	-	2-0	4-0	-	-	-
Quincy Ledet	3-3	6	2-0	0-1	1-0	0-1	-	0-1
Jordan Sanford	3-2	5	DNP	0-1	1-0	2-1	-	DNP
Terrell Tilmon	3-2	5	-	-	1-0	0-2	1-0	1-0
Cameron Watts	2-3	5	-	-	1-1	0-2	-	1-0
Jalon Peoples	4-0	4	-	DNP	3-0	DNP	1-0	DNP
Trevon McAlpine	4-0	4	-	DNP	2-0	1-0	1-0	-
Wesley Smith	3-1	4	-	2-1	1-0	DNP	DNP	DNP
Trent Low	0-4	4	0-4	DNP	DNP	DNP	DNP	DNP
Jacob Rodriguez	2-0	2	2-0	DNP	DNP	DNP	DNP	DNP
Dylan Spencer	1-1	2	DNP	DNP	1-1	-	-	-
Harvey Dyson III	1-1	2	-	DNP	1-0	-	-	0-1
Blake Burris	1-1	2	-	1-1	-	DNP	DNP	DNP
Myles Price	1-0	1	1-0	-	-	-	-	-
Maurion Horn	1-0	1	DNP	DNP	1-0	DNP	-	-
Reese Burkhardt	1-0	1	-	-	-	-	1-0	-
Jayden Cofield	1-0	1	DNP	DNP	DNP	DNP	1-0	DNP
Braylon Rigsby	1-0	1	DNP	DNP	1-0	DNP	DNP	DNP

## GAME-BY-GAME INDIVIDUAL STATS | DEFENSE

### TACKLES FOR LOSS

Player	UA-A	Total	UW	Oregon	TSU	WVU	UH	Baylor
Jaylon Hutchings	5-3	6.5	1.0-5	0.5-1	1.5-2	2.5-11	1.0-3	-
Steve Linton	4-1	4.5	1.0-4	-	-	0.5-0	-	3.0-18
Ben Roberts	2-5	4.5	0.5-0	1.5-7	-	0.5-1	-	2.0-19
CJ Baskerville	3-1	3.5	1.5-6	DNP	-	-	1.0-5	1.0-2
Myles Cole	2-2	3.0	-	0.5-3	2.0-13	-	-	0.5-5
Charles Esters III	1-2	2.0	-	-	-	-	-	2.0-17
Tony Bradford Jr.	1-2	2.0	-	0.5-2	0.5-1	-	1.0-7	-
Bralyn Lux	1-1	1.5	1.0-2	0.5-2	-	-	-	-
Miquel Dingle Jr	1-1	1.5	DNP	DNP	-	0.5-1	1.0-2	-
E'Maurion Banks	1-1	1.5	0.5-1	DNP	DNP	DNP	DNP	1.0-2
Rayshad Williams	1-0	1.0	-	-	-	-	-	1.0-1
Tyrique Matthews	1-0	1.0	-	DNP	DNP	-	1.0-1	-
Wesley Smith	1-0	1.0	-	1.0-1	-	DNP	DNP	DNP
Terrell Tilmon	1-0	1.0	-	-	1.0-2	-	-	-
Jesiah Pierre	0-1	0.5	-	-	-	-	DNP	0.5-5
Joseph Adedire	0-1	0.5	-	0.5-0	DNP	-	-	-
Trent Low	0-1	0.5	0.5-2	DNP	DNP	DNP	DNP	DNP

### SACKS

Player	UA-A	Total	UW	Oregon	TSU	WVU	UH	Baylor
Steve Linton	3-0	3	-	-	-	-	-	3-18
Myles Cole	2-1	2.5	-	-	2-13	-	-	0.5-5
Jaylon Hutchings	2-1	2.5	1-5	0.5-1	-	1-6	-	-
Charles Esters III	1-2	2	-	-	-	-	-	2-17
Terrell Tilmon	1-0	1	-	-	1-2	-	-	-
Tony Bradford Jr.	1-0	1	-	-	-	-	1-7	-
Jesiah Pierre	0-1	0.5	-	-	-	-	DNP	0.5-5
Ben Roberts	0-1	0.5	-	0.5-2	-	-	-	-
Trent Low	0-1	0.5	0.5-2	DNP	DNP	DNP	DNP	DNP
E'Maurion Banks	0-1	0.5	0.5-1	DNP	DNP	DNP	DNP	-

### Fumbles Forced

Player	Number	UW	Oregon	TSU	WVU	UH	Baylor
Steve Linton	2	-	-	-	-	-	2
Ben Roberts	2	-	1	-	-	-	1
Quincy Ledet	1	1	-	-	-	-	-
Jacob Rodriguez	1	1	DNP	DNP	DNP	DNP	DNP
Charles Esters III	1	-	-	-	-	-	1
Tony Bradford Jr.	1	-	-	-	-	1	-

### Fumbles Recovered

Player	Number	UW	Oregon	TSU	WVU	UH	Baylor
Steve Linton	1	1	-	-	-	-	-
Jesiah Pierre	1	-	-	-	-	DNP	1
Jacob Rodriguez	1	1	DNP	DNP	DNP	DNP	DNP

# TEXAS TECH GAME HIGHS

## Texas Tech - Game Highs

RUSHES	42	at Baylor (10/07/2023)
YARDS RUSHING	239	Houston (09/30/2023)
YARDS PER RUSH	6.5	Houston (09/30/2023)
TD RUSHES	3	Houston (09/30/2023)
PASS ATTEMPTS	47	at Wyoming (09/02/2023)
PASS COMPLETIONS	31	at Wyoming (09/02/2023)
YARDS PASSING	338	at Wyoming (09/02/2023)
YARDS PER PASS	7.4	Oregon (09/09/2023)
TD PASSES	3	at Baylor (10/07/2023)
	3	Tarleton St. (09/16/2023)
	3	Oregon (09/09/2023)
	3	at Wyoming (09/02/2023)
TOTAL PLAYS	81	at West Virginia (09/23/2023)
TOTAL OFFENSE	456	Oregon (09/09/2023)
YARDS PER PLAY	6.8	Houston (09/30/2023)
POINTS	49	Houston (09/30/2023)
SACKS BY	6	at Baylor (10/07/2023)
FIRST DOWNS	27	Oregon (09/09/2023)
PENALTIES	9	at West Virginia (09/23/2023)
PENALTY YARDS	96	at West Virginia (09/23/2023)
TURNOVERS	4	Oregon (09/09/2023)
PUNTS	6	at West Virginia (09/23/2023)
PUNTING AVG	49.8	Houston (09/30/2023)
	49.8	at Wyoming (09/02/2023)
LONG PUNT	59	Houston (09/30/2023)

## Texas Tech - Individual Game Highs

RUSHES	31	Tahj Brooks at Baylor (10/07/2023)
YARDS RUSHING	170	Tahj Brooks at Baylor (10/07/2023)
TD RUSHES	2	Tahj Brooks vs Houston (09/30/2023)
LONG RUSH	58	Tyler Shough vs Oregon (09/09/2023)
PASS ATTEMPTS	47	Tyler Shough at Wyoming (09/02/2023)
PASS COMPLETIONS	31	Tyler Shough at Wyoming (09/02/2023)
YARDS PASSING	338	Tyler Shough at Wyoming (09/02/2023)
TD PASSES	3	Behren Morton at Baylor (10/07/2023)
	3	Tyler Shough vs Oregon (09/09/2023)
	3	Tyler Shough at Wyoming (09/02/2023)
LONG PASS	46	Tyler Shough vs Tarleton St. (09/16/2023)
RECEPTIONS	10	Myles Price at Baylor (10/07/2023)
YARDS RECEIVING	90	Myles Price at Baylor (10/07/2023)
TD RECEPTIONS	2	Baylor Cupp at Baylor (10/07/2023)
LONG RECEPTION	46	Jordan Brown vs Tarleton St. (09/16/2023)
PUNTS	6	Austin McNamara at West Virginia (09/23/2023)
PUNTING AVG	49.8	Austin McNamara vs Houston (09/30/2023)
	49.8	Austin McNamara at Wyoming (09/02/2023)
LONG PUNT	59	Austin McNamara vs Houston (09/30/2023)
PUNTS INSIDE 20	3	Austin McNamara at Baylor (10/07/2023)
LONG PUNT RETURN	43	Myles Price at Baylor (10/07/2023)
LONG KICKOFF RETURN	100	Drae McCray vs Houston (09/30/2023)
TACKLES	14	Jesiah Pierre at Wyoming (09/02/2023)
SACKS	3	Steve Linton at Baylor (10/07/2023)
TACKLES FOR LOSS	3	Steve Linton at Baylor (10/07/2023)

## OPPONENT GAME HIGHS

### Opponent - Game Highs

RUSHES	44	at Wyoming (09/02/2023)
YARDS RUSHING	171	at Wyoming (09/02/2023)
YARDS PER RUSH	4.5	Houston (09/30/2023)
TD RUSHES	2	at Wyoming (09/02/2023)
PASS ATTEMPTS	44	Tarleton St. (09/16/2023)
	44	Oregon (09/09/2023)
PASS COMPLETIONS	32	Oregon (09/09/2023)
YARDS PASSING	359	Oregon (09/09/2023)
YARDS PER PASS	8.5	at Baylor (10/07/2023)
TD PASSES	4	Houston (09/30/2023)
TOTAL PLAYS	80	Tarleton St. (09/16/2023)
TOTAL OFFENSE	489	Houston (09/30/2023)
YARDS PER PLAY	6.4	Houston (09/30/2023)
POINTS	38	Oregon (09/09/2023)
SACKS BY	4	Oregon (09/09/2023)
FIRST DOWNS	26	Houston (09/30/2023)
PENALTIES	14	Oregon (09/09/2023)
PENALTY YARDS	124	Oregon (09/09/2023)
TURNOVERS	3	Tarleton St. (09/16/2023)
PUNTS	6	at West Virginia (09/23/2023)
PUNTING AVG	43.8	at Wyoming (09/02/2023)
LONG PUNT	63	Oregon (09/09/2023)

### Opponent - Individual Game Highs

RUSHES	15	Nicco Marchiol at West Virginia (09/23/2023)
	15	CJ Donaldson at West Virginia (09/23/2023)
	15	Andrew Peasley at Wyoming (09/02/2023)
YARDS RUSHING	72	Nicco Marchiol at West Virginia (09/23/2023)
TD RUSHES	1	CJ Donaldson at West Virginia (09/23/2023)
	1	Bucky Irving vs Oregon (09/09/2023)
	1	Sam Scott at Wyoming (09/02/2023)
	1	Andrew Peasley at Wyoming (09/02/2023)
LONG RUSH	25	Derrel Kelley III vs Tarleton St. (09/16/2023)
PASS ATTEMPTS	44	Bo Nix vs Oregon (09/09/2023)
PASS COMPLETIONS	32	Bo Nix vs Oregon (09/09/2023)
YARDS PASSING	359	Bo Nix vs Oregon (09/09/2023)
TD PASSES	4	Donovan Smith vs Houston (09/30/2023)
LONG PASS	72	Bo Nix vs Oregon (09/09/2023)
RECEPTIONS	12	Benjamin Omayebu vs Tarleton St. (09/16/2023)
YARDS RECEIVING	126	Monaray Baldwin at Baylor (10/07/2023)
TD RECEPTIONS	1	Monaray Baldwin at Baylor (10/07/2023)
	1	Bryan Henry vs Houston (09/30/2023)
	1	Dalton Carnes vs Houston (09/30/2023)
	1	Joseph Manjack IV vs Houston (09/30/2023)
	1	Samuel Brown vs Houston (09/30/2023)
	1	Kole Taylor at West Virginia (09/23/2023)
	1	Tez Johnson vs Oregon (09/09/2023)
	1	Troy Franklin vs Oregon (09/09/2023)
	1	Caleb Driskill at Wyoming (09/02/2023)
	1	John Michael Gyllenborg at Wyoming (09/02/2023)
LONG RECEPTION	72	Troy Franklin vs Oregon (09/09/2023)
FIELD GOALS	3	Camden Lewis vs Oregon (09/09/2023)
LONG FIELD GOALS	56	John Hoyland at Wyoming (09/02/2023)
PUNTS	6	Oliver Straw at West Virginia (09/23/2023)



# GAME PARTICIPATION

##	Player	GP-GS	UW	Oregon	TSU	WVU	UH	Baylor
0	Rayshad Williams	6/5	START	START	START	START	START	XXX
0	Cam'Ron Valdez	4/0	XXX	...	...	XXX	XXX	XXX
1	Dadrion Taylor-Demerson	6/6	START	START	START	START	START	START
1	Myles Price	6/4	START	XXX	START	XXX	START	START
2	Behren Morton	4/2	...	...	XXX	XXX	START	START
2	Jalon Peoples	3/0	XXX	...	XXX	...	XXX	...
3	Bryce Ramirez	6/0	XXX	XXX	XXX	XXX	XXX	XXX
4	Nate Floyd	0/0	...	...	...	...	...	...
4	Jordan Brown	4/2	XXX	XXX	START	START	...	...
5	Quincy Ledet	6/0	XXX	XXX	XXX	XXX	XXX	XXX
6	Myles Cole	6/6	START	START	START	START	START	START
6	J.J. Sparkman	6/1	XXX	START	XXX	XXX	XXX	XXX
7	Steve Linton	6/3	START	START	START	XXX	XXX	XXX
8	Jesiah Pierre	5/5	START	START	START	START	...	START
8	Coy Eakin	3/2	...	...	...	XXX	START	START
9	Jerand Bradley	6/6	START	START	START	START	START	START
9	CJ Baskerville	5/4	XXX	...	START	START	START	START
10	Jacob Rodriguez	1/1	START	...	...	...	...	...
10	Drae McCray	6/0	XXX	XXX	XXX	XXX	XXX	XXX
11	Loic Fouonji	6/1	START	XXX	XXX	XXX	XXX	XXX
11	Charles Esters III	6/0	XXX	XXX	XXX	XXX	XXX	XXX
12	Bralyn Lux	6/4	START	START	START	XXX	XXX	START
12	Tyler Shough	4/4	START	START	START	START	...	...
13	Brady Boyd	0/0	...	...	...	...	...	...
13	Ben Roberts	6/5	XXX	START	START	START	START	START
14	Xavier White	6/2	XXX	START	XXX	START	XXX	XXX
14	Joseph Adedire	5/3	XXX	XXX	...	START	START	START
15	Robert Wooten	2/0	...	...	XXX	XXX	...	...
15	Jayden York	6/0	XXX	XXX	XXX	XXX	XXX	XXX
16	Jaden Morris	0/0	...	...	...	...	...	...
16	Marquez Stevenson	0/0	...	...	...	...	...	...
17	Isaac Smith	0/0	...	...	...	...	...	...
17	Jake Strong	0/0	...	...	...	...	...	...
18	Tyler Owens	5/5	START	START	...	START	START	START
18	Will Burns	0/0	...	...	...	...	...	...
19	AJ McCarty	0/0	...	...	...	...	...	...
19	Haydon Wiginton	0/0	...	...	...	...	...	...
19	Dylan Spencer	4/0	...	...	XXX	XXX	XXX	XXX
20	Nehemiah Martinez I	5/0	...	XXX	XXX	XXX	XXX	XXX
20	Marcus Ramon-Edwards	0/0	...	...	...	...	...	...
21	Cameron Watts	6/0	XXX	XXX	XXX	XXX	XXX	XXX
21	Tyler King	0/0	...	...	...	...	...	...
22	Maurion Horn	3/0	...	...	XXX	...	XXX	XXX
22	Bryson Donnell	6/0	XXX	XXX	XXX	XXX	XXX	XXX
23	Landon Hullaby	1/0	...	...	XXX	...	...	...
23	Cooper LaFebre	0/0	...	...	...	...	...	...
24	Malik Dunlap	6/4	XXX	XXX	START	START	START	START
24	Anquan Willis	0/0	...	...	...	...	...	...
25	JMaury Davis	0/0	...	...	...	...	...	...
25	Chapman Lewis	5/0	...	XXX	XXX	XXX	XXX	XXX
26	Sammy Morris IV	3/0	XXX	XXX	XXX	...	...	...
27	Brenden Jordan	6/2	START	START	XXX	XXX	XXX	XXX
28	Tahj Brooks	6/6	START	START	START	START	START	START
28	Jordan Sanford	4/0	...	XXX	XXX	XXX	XXX	...
29	Chief Collins	6/0	XXX	XXX	XXX	XXX	XXX	XXX
30	Jackson Knotts	6/0	XXX	XXX	XXX	XXX	XXX	XXX
30	Miles Thompson	0/0	...	...	...	...	...	...
31	Austin McNamara	6/0	XXX	XXX	XXX	XXX	XXX	XXX
31	Joseph Plunk	6/0	XXX	XXX	XXX	XXX	XXX	XXX
32	Tyrique Matthews	4/0	XXX	...	...	XXX	XXX	XXX

# GAME PARTICIPATION

##	Player	GP-GS	UW	Oregon	TSU	WVU	UH	Baylor
33	Matthew Young	0/0	...	...	...	...	...	...
33	Harvey Dyson III	5/0	XXX	...	XXX	XXX	XXX	XXX
34	Bryce Robinson	0/0	...	...	...	...	...	...
35	Miquel Dingle Jr	4/1	...	...	XXX	XXX	START	XXX
36	Justin Horne	0/0	...	...	...	...	...	...
37	Brook Honore	0/0	...	...	...	...	...	...
38	Reese Burkhardt	6/0	XXX	XXX	XXX	XXX	XXX	XXX
38	Anthony White	0/0	...	...	...	...	...	...
39	Charles Robinson	0/0	...	...	...	...	...	...
39	Luke Dillingham	0/0	...	...	...	...	...	...
40	Wesley Smith	3/0	XXX	XXX	XXX	...	...	...
41	Ty Kana	3/0	...	XXX	XXX	XXX	...	...
42	John Curry	0/0	...	...	...	...	...	...
43	Henry Teeter	6/0	XXX	XXX	XXX	XXX	XXX	XXX
43	Chris Lemons	0/0	...	...	...	...	...	...
45	Terrell Tilmon	6/0	XXX	XXX	XXX	XXX	XXX	XXX
46	Isaiah Crawford	0/0	...	...	...	...	...	...
47	Jacob Mauch	0/0	...	...	...	...	...	...
47	Tanner Allen	0/0	...	...	...	...	...	...
48	Gage Elder	0/0	...	...	...	...	...	...
48	Stone Harrington	0/0	...	...	...	...	...	...
49	Tre'Darius Brown	0/0	...	...	...	...	...	...
50	Trent Low	1/0	XXX	...	...	...	...	...
51	Jayden Cofield	1/0	...	...	...	...	XXX	...
53	Rusty Staats	6/6	START	START	START	START	START	START
54	Kaden Carr	0/0	...	...	...	...	...	...
56	Dennis Wilburn	5/5	START	...	START	START	START	START
60	Nick Fattig	0/0	...	...	...	...	...	...
63	Dylan Shaw	0/0	...	...	...	...	...	...
64	Jurrien Loftin	0/0	...	...	...	...	...	...
65	Sheridan Wilson	1/0	...	...	XXX	...	...	...
66	Matt Keeler	6/0	XXX	XXX	XXX	XXX	XXX	XXX
67	Dalton Marryman	0/0	...	...	...	...	...	...
68	Seth Martin	0/0	...	...	...	...	...	...
69	Caleb Rodkey	5/0	XXX	XXX	...	XXX	XXX	XXX
70	Cole Spencer	5/5	START	START	START	START	START	...
71	Monroe Mills	6/6	START	START	START	START	START	START
72	Landon Peterson	5/0	XXX	...	XXX	XXX	XXX	XXX
74	Daniel Sill	0/0	...	...	...	...	...	...
75	Jacoby Jackson	6/2	XXX	START	XXX	XXX	XXX	START
76	Caleb Rogers	6/6	START	START	START	START	START	START
77	Garrett Morphis	0/0	...	...	...	...	...	...
79	Ty Buchanan	5/0	XXX	XXX	XXX	XXX	XXX	...
80	Mason Tharp	5/5	START	START	START	START	START	...
82	Drew Hocutt	6/0	XXX	XXX	XXX	XXX	XXX	XXX
83	Jack Esparza	0/0	...	...	...	...	...	...
84	Demarion Crest	0/0	...	...	...	...	...	...
85	Aiden Meeks	0/0	...	...	...	...	...	...
86	TJ West	0/0	...	...	...	...	...	...
87	Kelby Valsin	0/0	...	...	...	...	...	...
88	Baylor Cupp	5/1	XXX	XXX	...	XXX	XXX	START
89	Jordan Green	0/0	...	...	...	...	...	...
90	Ansel Nedore	0/0	...	...	...	...	...	...
91	Blake Burris	3/0	XXX	XXX	XXX	...	...	...
93	Trevon McAlpine	5/0	XXX	...	XXX	XXX	XXX	XXX
94	Braylon Rigsby	1/0	...	...	XXX	...	...	...
95	Jaylon Hutchings	6/6	START	START	START	START	START	START
96	Amier Washington	1/0	...	...	...	...	XXX	...
97	Tony Bradford Jr.	6/6	START	START	START	START	START	START
98	E'Maurion Banks	2/0	XXX	...	...	...	...	XXX

GAME-BY-GAME STARTERS

OFFENSE

GAME	QB	RB	TE	WR	WR	WR	LT	LG	C	RG	RT
at Wyoming	Shough	Brooks	Tharp	Bradley	Price	Fouonji	Mills	Spencer	Staats	Wilburn	Rogers
Oregon	Shough	Brooks	Tharp	Bradley	White	Sparkman	Mills	Spencer	Staats	Jackson	Rogers
Tarleton State	Shough	Brooks	Tharp	Bradley	Price	Brown	Mills	Spencer	Staats	Wilburn	Rogers
at West Virginia	Shough	Brooks	Tharp	Bradley	White	Brown	Mills	Spencer	Staats	Wilburn	Rogers
Houston	Morton	Brooks	Tharp	Bradley	Price	Eakin	Mills	Spencer	Staats	Wilburn	Rogers
at Baylor	Morton	Brooks	Cupp	Bradley	Price	Eakin	Mills	Jackson	Staats	Wilburn	Rogers
Kansas State	--	--	--	--	--	--	--	--	--	--	--
at BYU	--	--	--	--	--	--	--	--	--	--	---
TCU	--	--	--	--	--	--	--	--	--	--	--
at Kansas	--	--	--	--	--	--	--	--	--	--	--
UCF	--	--	--	--	--	--	--	--	--	--	--
at Texas	--	--	--	--	--	--	--	--	--	--	--

DEFENSE

GAME	NT	DT	EDGE	LB-WILL	LB-MIKE	OLB	==	CB	S	S	CB
at Wyoming	Hutchings	Bradford Jr.	Cole	Pierre	Rodriguez	Linton	Jordan (Star)	Williams	Taylor-Demerson	Owens	Lux
Oregon	Hutchings	Bradford Jr.	Cole	Pierre	Roberts	Linton	Jordan (Star)	Williams	Taylor-Demerson	Owens	Lux
Tarleton State	Hutchings	Bradford Jr.	Cole	Pierre	Roberts	Linton	Baskerville (Star)	Williams	Taylor-Demerson	Lux	Dunlap
at West Virginia	Hutchings	Bradford Jr.	Cole	Pierre	Roberts	Adedire	Baskerville (Star)	Williams	Taylor-Demerson	Owens	Dunlap
Houston	Hutchings	Bradford Jr.	Cole	Dingle Jr.	Roberts	Adedire	Baskerville (Star)	Williams	Taylor-Demerson	Owens	Dunlap
at Baylor	Hutchings	Bradford Jr.	Cole	Pierre	Roberts	Adedire	Baskerville (Star)	Lux	Taylor-Demerson	Owens	Dunlap
Kansas State	--	--	--	--	--	--	--	--	--	--	--
at BYU	--	--	--	--	--	--	--	--	--	--	--
TCU	--	--	--	--	--	--	--	--	--	--	--
at Kansas	--	--	--	--	--	--	--	--	--	--	--
UCF	--	--	--	--	--	--	--	--	--	--	--
at Texas	--	--	--	--	--	--	--	--	--	--	--

TURNOVER CHART

Opponent	Forced by Texas Tech					Forced by Opponent				
	Fum	Int	Tot	Pts Off	Margin	Fum	Int	Tot	Pts Off	
at Wyoming	2	0	2	10	+1	0	1	1	7	
Oregon	0	0	0	0	-4	1	3	4	7	
Tarleton State	0	3	3	10	+2	0	1	1	0	
at West Virginia	0	2	2	3	+2	0	0	0	0	
Houston	0	0	0	0	=	0	0	0	0	
at Baylor	1	0	1	0	-1	1	1	2	3	
Kansas State	-	-	-	-	-	-	-	-	-	
at BYU	-	-	-	-	-	-	-	-	-	
TCU	-	-	-	-	-	-	-	-	-	
at Kansas	-	-	-	-	-	-	-	-	-	
UCF	-	-	-	-	-	-	-	-	-	
at Texas	-	-	-	-	-	-	-	-	-	
Totals	3	5	8	23	even	2	6	8	17	

REDZONE CHART

Opponent	Texas Tech			Opponents		
	Scores-Chances (%)	TD (R/P)	FG	Scores-Chances (%)	TD (R/P)	FG
at Wyoming	4-of-4 (100.0)	3 (1/2)	1	5-of-5 (100.0)	4 (2/2)	1
Oregon	4-of-5 (80.0)	3 (1/2)	1	5-of-6 (83.3)	2 (1/1)	3
Tarleton State	4-of-4 (100.0)	3 (1/2)	1	1-of-2 (50.0)	0 (0/0)	1
at West Virginia	2-of-3 (66.6)	1 (0/1)	1	3-of-3 (100.0)	2 (1/1)	1
Houston	3-of-3 (100.0)	3 (2/1)	0	2-of-2 (100.0)	2 (0/2)	0
at Baylor	6-of-8 (75.0)	5 (2/3)	1	2-of-3 (66.6)	0 (0/0)	2
Kansas State	--	--	--	--	--	--
at BYU	--	--	--	--	--	--
TCU	--	--	--	--	--	--
at Kansas	--	--	--	--	--	--
UCF	--	--	--	--	--	--
at Texas	--	--	--	--	--	--
Totals	23-of-27 (85.2)	18 (7/11)	5	18-of-21 (85.7)	10 (4/6)	8



GAME-BY-GAME LEADERS

OPPONENT	PASSING YARDS	RUSHES	RUSH YARDS	RECEPTIONS	RECEIVING YARDS	TACKLES	TACKLES FOR LOSS	SACKS
at Wyoming	338 (Shough)	15 (Shough)	39 (Brooks)	8 (Bradley)	88 (Bradley)	14 (Pierre)	1.5 (Baskerville)	1.0 (Hutchings)
Oregon	282 (Shough)	23 (Shough)	101 (Shough)	5 (Bradley)	83 (Bradley)	12 (Roberts/Taylor-Dem.)	1.5 (Roberts)	0.5 (2 players)
Tarleton State	123 (Shough)	19 (Brooks)	158 (Brooks)	6 (Brown)	73 (Brown)	6 (Baskerville/Kana)	2.0 (Cole)	2.0 (Cole)
at West Virginia	158 (Morton)	25 (Brooks)	149 (Brooks)	3 (3 players)	45 (White)	12 (Pierre)	2.5 (Hutchings)	1.0 (Hutchings)
Houston	161 (Morton)	21 (Brooks)	111 (Valdez)	5 (Price)	63 (Price)	10 (Owens/Roberts)	1.0 (5 players)	1.0 (Bradford Jr.)
at Baylor	180 (Morton)	31 (Brooks)	170 (Brooks)	10 (Price)	90 (Price)	7 (Roberts)	3.0 (Linton)	3.0 (Linton)
Kansas State	--	--	--	--	--	--	--	--
at BYU	--	--	--	--	--	--	--	--
TCU	--	--	--	--	--	--	--	--
at Kansas	--	--	--	--	--	--	--	--
UCF	--	--	--	--	--	--	--	--
at Texas	--	--	--	--	--	--	--	--

MISCELLANEOUS TRENDS

OPENING DRIVE - OFFENSE

OPPONENT	1st	2nd
	Half	Half
at Wyoming	Touchdown	Punt
Oregon	Touchdown	Touchdown
Tarleton State	Punt	Punt
at West Virginia	Punt	Punt
Houston	Touchdown	Punt
at Baylor	Touchdown	Turnover (INT)
Kansas State	--	--
at BYU	--	--
TCU	--	--
at Kansas	--	--
UCF	--	--
at Texas	--	--

OPENING DRIVE - DEFENSE

OPPONENT	1st	2nd
	Half	Half
at Wyoming	Punt	Touchdown
Oregon	Punt	Punt
Tarleton State	INT	Punt
at West Virginia	Punt	Punt
Houston	Touchdown	Punt
at Baylor	Turnover on Downs	Turnover on Downs
Kansas State	--	--
at BYU	--	--
TCU	--	--
at Kansas	--	--
UCF	--	--
at Texas	--	--

RED RAIDERS ON COIN FLIPS

OPPONENT	Coin		Result
	Flip	Decision	
at Wyoming	L	Opp. Deferred	L, 35-33 <sup>2OT</sup>
Oregon	W	Deferred	L, 38-30
Tarleton State	W	Received	W, 41-3
at West Virginia	L	Opp. Received	L, 20-13
Houston	W	Deferred	W, 49-28
at Baylor	-	--	--
Kansas State	-	--	--
at BYU	-	--	--
TCU	-	--	--
at Kansas	-	--	--
UCF	-	--	--
at Texas	-	--	--

GAME-OPENING DRIVES

OPPONENT	TEXAS TECH			OPPONENTS		
	PTS	PLAYS	YDS	PTS	PLAYS	YDS
at Wyoming	7	6	76	0	3	2
Oregon	7	6	85	0	8	24
Tarleton State	0	3	-1	0	3	3
at West Virginia	0	3	3	0	5	20
Houston	7	12	74	7	12	75
at Baylor	7	11	75	0	7	34
Kansas State	-	-	-	-	-	-
at BYU	-	-	-	-	-	-
TCU	-	-	-	-	-	-
at Kansas	-	-	-	-	-	-
UCF	-	-	-	-	-	-
at Texas	-	-	-	-	-	-

SECOND HALF OPENING DRIVES

OPPONENT	TEXAS TECH			OPPONENTS		
	PTS	PLAYS	YDS	PTS	PLAYS	YDS
at Wyoming	0	3	2	7	13	76
Oregon	7	5	75	0	3	-1
Tarleton State	0	5	23	0	5	19
at West Virginia	0	5	13	0	3	9
Houston	0	3	-3	0	7	27
at Baylor	0	1	0	0	7	49
Kansas State	-	-	-	-	-	-
at BYU	-	-	-	-	-	-
TCU	-	-	-	-	-	-
at Kansas	-	-	-	-	-	-
UCF	-	-	-	-	-	-
at Texas	-	-	-	-	-	-

GIVEAWAYS/TAKEAWAYS

OPPONENT	TAKEAWAY			GIVEAWAY			Dif.
	Fum	Int	Tot	Fum	Int	Tot	
at Wyoming	2	0	2	0	1	1	+1
Oregon	0	0	0	1	3	4	-4
Tarleton State	0	3	3	0	1	1	+2
at West Virginia	0	2	2	0	0	0	+2
Houston	0	0	0	0	0	0	=
at Baylor	1	0	1	1	1	2	-1
Kansas State	-	-	-	-	-	-	-
at BYU	-	-	-	-	-	-	-
TCU	-	-	-	-	-	-	-
at Kansas	-	-	-	-	-	-	-
UCF	-	-	-	-	-	-	-
at Texas	-	-	-	-	-	-	-
TOTALS	3	5	8	2	6	8	-0-

SCORING DRIVE ANALYSIS

YARDAGE	TEXAS TECH		OPPONENTS	
	TD	FG	TD	FG
No Drive	3	-	-	-
Negative Yards	-	1	-	-
0-9	-	2	-	-
10-19	1	1	-	-
20-29	3	-	2	2
30-39	-	-	-	1
40-49	1	1	-	-
50-59	2	2	1	2
60-69	3	1	1	2
70-79	8	-	9	-
80-89	5	-	-	-
90-99	-	-	-	-
TOTALS	26	8	13	7

THREE-AND-OUTS

OPPONENT	TEXAS TECH	OPPONENTS
	3-&-Outs/Drives	3-&-Outs/Drives
at Wyoming	2/14	3/14
Oregon	1/13	3/11
Tarleton State	1/11	2/13
at West Virginia	4/13	4/13
Houston	1/9	2/12
at Baylor	2/13	2/13
Kansas State	--	--
at BYU	--	--
TCU	--	--
at Kansas	--	--
UCF	--	--
at Texas	--	--
TOTALS	11/73	16/76

SPECIAL TEAMS TACKLES

(All tackles on Special Teams coverage)			
Player	Total	KO	Punt
Bralyn Lux	2	2	-
Wesley Smith	1	1	-
Chapman Lewis	3	3	-
Miquel Dingle Jr.	3	3	-
Ty Kana	1	-	1
Terrell Tilmon	4	1	3
Cameron Watts	3	2	1
Jesiah Pierre	1	-	1
Ty Matthews	1	1	-
C.J. Baskerville	1	1	-
Reese Burkhardt	1	1	-
TOTALS	21	15	6

TEXAS TECH SCORING DRIVES

at Wyoming <i>drive superlatives</i> →	No. of Plays	Total Yards	Drive Time	Type of Score	Score QTR/Time	Scoring Play
	6	76	1:49	TD	1Q/10:34	Price 33-yd catch
	2	26	0:42	TD	1Q/9:25	York 19-yd catch
	4	-4	1:10	FG	1Q/4:02	Garcia 54-yd FG
	13	69	2:58	FG	4Q/0:41	Garcia 27-yd FG
	5	25	--	TD	OT-1	Brooks 6-yd run
	5	25	--	TD	OT-2	Bradley 15-yd catch
Oregon	Plays	Yards	Time	Score	QTR/Time	Scoring Play
	6	85	2:30	TD	1Q/9:37	Price 18-yd catch
	13	75	5:44	TD	2Q/13:01	Tharp 7-yd catch
	5	75	2:02	TD	3Q/12:58	Shough 5-yd run
	3	83	1:04	TD	3Q/6:16	Bradley 34-yd catch
	12	48	5:14	FG	4Q/5:13	Garcia 45-yd FG
Tarleton State	Plays	Yards	Time	Score	QTR/Time	Scoring Play
	-	-	-	TD	1Q/12:33	Dunlap 54-yd INT return
	7	64	2:52	TD	1Q/8:19	Shough 2-yd run
	7	68	1:59	TD	1Q/4:36	Tharp 28-yd catch
	13	58	6:05	FG	2Q/3:17	Garcia 28-yd FG
	4	2	1:39	FG	3Q/8:35	Garcia 43-yd FG
	4	47	1:05	TD	3Q/3:50	Price 15-yd catch
<i>most yards (t)/plays (t) →</i>	14	85	5:30	TD	4Q/10:23	Brown 5-yd catch
at West Virginia	Plays	Yards	Time	Score	QTR/Time	Scoring Play
	6	14	1:54	FG	1Q/8:40	Garcia 39-yd FG
	13	79	4:42	TD	4Q/11:54	Bradley 6-yd catch
<i>most plays (t) →</i>	14	59	2:40	FG	4Q/4:45	Garcia 34-yd FG
Houston	Plays	Yards	Time	Score	QTR/Time	Scoring Play
	-	-	-	TD	1Q/8:25	100-yd kickoff return
	12	74	4:50	TD	1Q/1:25	Brooks 7-yd run
	13	75	4:58	TD	2Q/8:47	Fouonji 25-yd catch
	-	-	-	TD	2Q/7:18	Fouonji 7-yd block punt return
	8	75	1:32	TD	2Q/0:44	Brooks 1-yd run
	3	80	0:48	TD	3Q/9:22	Price 11-yd catch
	5	55	3:07	TD	4Q/8:47	Valdez 41-yd run
at Baylor	Plays	Yards	Time	Score	QTR/Time	Scoring Play
	11	75	5:14	TD	1Q/9:46	Eakin 13-yd catch
	7	59	3:01	TD	2Q/13:06	Cupp 16-yd catch
	4	7	1:08	FG	2Q/0:09	Garcia 37-yd FG
<i>most time/yards (t) →</i>	13	85	6:24	TD	3Q/0:38	Cupp 18-yd catch
	8	65	4:19	TD	4Q/9:15	Brooks 18-yd run
	3	14	0:23	TD	4Q/3:38	Morton 10-yd run
Kansas State	Plays	Yards	Time	Score	QTR/Time	Scoring Play
	-	-	-	-	-/-	--
at BYU	Plays	Yards	Time	Score	QTR/Time	Scoring Play
	-	-	-	-	-/-	--
TCU	Plays	Yards	Time	Score	QTR/Time	Scoring Play
	-	-	-	-	-/-	--
at Kansas	Plays	Yards	Time	Score	QTR/Time	Scoring Play
	-	-	-	-	-/-	--
UCF	Plays	Yards	Time	Score	QTR/Time	Scoring Play
	-	-	-	-	-/-	--
at Texas	Plays	Yards	Time	Score	QTR/Time	Scoring Play
	-	-	-	-	-/-	--

OPPONENT SCORING DRIVES

at Wyoming <i>drive superlatives</i> →	No. of Plays	Total Yards	Drive Time	Type of Score	Score QTR/Time	Scoring Play
	9	37	4:07	FG	2Q/14:55	Hoyland 56-yd FG
	5	56	2:30	TD	2Q/11:20	Driskill 4-yd catch
<i>most time</i> →	13	76	7:31	TD	3Q/5:37	Scott 16-yd run
	14	65	6:14	FG	4Q/8:58	Hoyland 31-yd FG
	5	25	--	TD	OT-1	Peasley 5-yd run
	5	25	--	TD	OT-2	Gyllenborg 11-yd catch
Oregon	Plays	Yards	Time	Score	QTR/Time	Scoring Play
	2	75	0:39	TD	1Q/8:58	Franklin 72-yd catch
	7	60	3:56	TD	1Q/3:45	Johnson 13-yd catch
	11	56	3:05	FG	2Q/0:59	Lewis 28-yd FG
<i>most plays</i> →	17	75	6:29	TD	4Q/14:47	Irving 3-yd run
	6	28	2:32	FG	4Q/10:27	Lewis 34-yd FG
	10	64	4:03	FG	4Q/1:10	Lewis 34-yd FG
	-	-	-	TD	4Q/0:35	Bassa 45-yd INT return
Tarleton State	Plays	Yards	Time	Score	QTR/Time	Scoring Play
	13	71	5:19	FG	4Q/5:04	Guzman 21-yd FG
at West Virginia	Plays	Yards	Time	Score	QTR/Time	Scoring Play
	13	75	6:47	TD	1Q/1:53	Donaldson 2-yd run
	12	56	6:08	FG	2Q/6:34	Hayes 28-yd FG
	6	26	2:58	FG	2Q/0:25	Hayes 46-yd FG
<i>most yards</i> →	7	79	4:16	TD	4Q/7:33	Taylor 9-yd catch
Houston	Plays	Yards	Time	Score	QTR/Time	Scoring Play
	12	75	6:20	TD	1Q/8:40	Henry 6-yd catch
	12	74	2:10	TD	1Q/6:15	Brown 16-yd catch
	5	75	2:40	TD	2Q/13:45	Manjack 49-yd catch
	9	75	5:02	TD	2Q/2:16	Carnes 41-yd catch
at Baylor	Plays	Yards	Time	Score	QTR/Time	Scoring Play
	5	42	1:53	FG	2Q/9:32	Hankins 33-yd FG
	4	76	2:04	TD	4Q/13:34	Baldwin 71-yd catch
	6	59	2:40	FG	4Q/6:35	Hankins 33-yd FG
Kansas State	Plays	Yards	Time	Score	QTR/Time	Scoring Play
	-	-	-	-	-/-	--
at BYU	Plays	Yards	Time	Score	QTR/Time	Scoring Play
	-	-	-	-	-/-	--
TCU	Plays	Yards	Time	Score	QTR/Time	Scoring Play
	-	-	-	-	-/-	--
at Kansas	Plays	Yards	Time	Score	QTR/Time	Scoring Play
	-	-	-	-	-/-	--
UCF	Plays	Yards	Time	Score	QTR/Time	Scoring Play
	-	-	-	-	-/-	--
at Texas	Plays	Yards	Time	Score	QTR/Time	Scoring Play
	-	-	-	-	-/-	--





EXPLOSIVE PLAYS - 20-PLUS YARDS

Yards	Opponent	Play	Result
58	Oregon	Shough rush	First Down
54	Houston	Valdez rush	First Down
46	Tarleton St.	Shough pass to Brown	First Down
41	Houston	Valdez rush	Touchdown
38	Tarleton St.	Brooks rush	First Down
35	Oregon	Brooks rush	First Down
34	Oregon	Shough pass to Bradley	Touchdown
34	Houston	Morton pass to White	First Down
33	Wyoming	Shough pass to Price	Touchdown
31	Oregon	Shough pass to McCray	First Down
31	Oregon	Shough pass to Martinez	First Down
29	Wyoming	Shough pass to Bradley	First Down
28	Tarleton St.	Shough pass to Tharp	Touchdown
27	Wyoming	Shough pass to Brown	First Down
27	West Virginia	Brooks rush	First Down
26	West Virginia	Morton pass to Brown	First Down
25	Houston	Morton pass to Fouonji	Touchdown
24	Wyoming	Shough pass to Brown	First Down
24	Baylor	Morton pass to Price	First Down
24	Baylor	Brooks rush	First Down
22	Oregon	Shough pass to White	First Down
22	Tarleton St.	Brooks rush	First Down
20	Wyoming	Shough pass to Fouonji	First Down
20	Oregon	Shough pass to Bradley	First Down
20	West Virginia	Morton pass to White	First Down
20	Baylor	Morton pass to Price	First Down

Special Teams Explosive Plays - 30-Plus for Kick Returns/20-Plus Yards for Punt Returns

Yards	Opponent	Play	Result
100	Houston	McCray kick return	Touchdown
43	Baylor	Price punt return	First Down
33	Oregon	McCray kick return	First Down
33	Oregon	Price punt return	First Down
33	Houston	Fouonji blocked punt return	Touchdown
32	West Virginia	McCray kick return	First Down

Defensive Explosive Plays

Yards	Opponent	Play	Result
54	Tarleton St.	Dunlap interception return	Touchdown

EXPLOSIVE PLAYS BY THE NUMBERS

	Texas Tech Long Plays				ST	Opponent Long Plays				ST
	Rush	Pass	Total			Rush	Pass	Total		
at Wyoming	0	5	5		0	0	1	1		0
Oregon	2	5	7		2	0	6	6		0
Tarleton State	2	2	4		0	1	2	3		0
at West Virginia	1	2	3		1	0	1	1		0
Houston	2	2	4		2	0	4	4		0
at Baylor	1	2	3		1	0	5	5		0
Kansas State	-	-	-		-	-	-	-		-
at BYU	-	-	-		-	-	-	-		-
TCU	-	-	-		-	-	-	-		-
at Kansas	-	-	-		-	-	-	-		-
UCF	-	-	-		-	-	-	-		-
at Texas	-	-	-		-	-	-	-		-
Totals	8	18	26		6	1	19	20		0

LONGEST PLAYS BY THE NUMBERS (offense only/no special teams)

Long Plays by Yards	NO.	TD
100+	-	-
90-99	-	-
80-89	-	-
70-79	-	-
60-69	-	-
50-59	2	-
40-49	2	1
30-39	7	2
20-29	15	2
Totals	26	5

OPPONENT EXPLOSIVE PLAYS - 20-PLUS YARDS

Yards	Opponent	Play	Result
72	Oregon	Nix pass to Franklin	Touchdown
71	Baylor	Shapen pass to Baldwin	Touchdown
49	Houston	Smith pass to Manjack IV	Touchdown
43	Baylor	Shapen pass to Nabors	First Down
41	Houston	Smith pass to Carnes	Touchdown
39	Baylor	Shapen pass to Baldwin	First Down
34	Houston	Smith pass to Johnson Jr.	First Down
34	Baylor	Shapen pass to Baldwin	First Down
33	Tarleton St.	Gabalis pass to Smith	First Down
31	Oregon	Nix pass to Whittington	First Down
30	Oregon	Nix pass to Ferguson	First Down
25	Wyoming	Peasley pass to Wieland	First Down
25	Oregon	Nix pass to Irving	First Down
25	Tarleton St.	Kelley III rush	First Down
24	Baylor	Shapen pass to Pendergrass	First Down
22	Oregon	Nox pass to Holden	First Down
21	Oregon	Nix pass to Herbert	First Down
21	Tarleton St.	Gabalis pass to Britten	First Down
21	West Virginia	Traylon pass to Taylor	First Down
21	Houston	Smith pass to Brown	First Down

Special Teams Explosive Plays - 30-Plus for Kick Returns/20-Plus Yards for Punt Returns

Yards	Opponent	Play	Result
--	--	--	--

LONGEST PLAYS BY TYPE

Long Plays by Type (20+)	NO.	TD
Rushing	8	1
Passing	18	4
TOTAL	26	5
Punt returns	3	0
Punt block return	1	1
Kick returns	2	1
Interceptions	1	1
Fumble returns	-	-
TOTAL ALL	33	8

LONGEST PLAYS OF THE YEAR

Play Type	Yardage	Play (Opponent)
Rushing	58	Shough 58-yard run (vs. Oregon)
Rushing Touchdown	41	Valdez 41-yard TD run (vs. Houston)
Passing	46	Shough 46-yard pass to Brown (vs. Tarleton State)
Passing Touchdown	34	Shough 34-yard TD pass to Bradley (vs. Oregon)
Interception Return	54	Dunlap 54-yard interception return (vs. Tarleton State)
Punt Return	43	Price 43-yard punt return (at Baylor)
Punt Block Return	33	Fouonji 33-yard block punt return (vs. Houston)
Kick Return	100	McCray 100-yard punt return (vs. Houston)
Punt	59	McNamara 59-yard punt (vs. Houston)
Field Goal	54	Garcia 54-yard field goal (at Wyoming)

GAME-BY-GAME SPECIALIST STATS

GINO GARCIA, K

SCORING	FG	PAT	Points							
#99 Garcia	8-12	23-23	47							
FIELD GOALS	FGM-FGA	Pct.	01-19	20-29	30-39	40-49	50-59	60+	Lg	Blk
#99 Garcia	8-12	66.7	0-0	2-2	3-3	2-4	1-3	0-0	54	1

#99 Garcia	(Made), Missed, Blocked
at Wyoming	(54), 49, 40, 50, (27)
Oregon	56, (45)
Tarleton State	(28), (43)
at West Virginia	(39), (34)
Houston	no attempts
at Baylor	(37)
Kansas State	--
at BYU	--
TCU	--
at Kansas	--
UCF	--
at Texas	--

REESE BURKHARDT, K

KICKOFFS	No.	Yds	Avg.	TB	OB	RETN	NET	YD-LN
#38 Burkhardt	38	2,430	63.9	24	0	--	--	--
Totals	38	2,430	63.9	24	0	14	41.4	23

#38 Burkhardt	Touchbacks/Kickoffs
at Wyoming	5-for-5
Oregon	4-for-6
Tarleton State	5-for-8
at West Virginia	2-for-4
Houston	6-for-8
at Baylor	2-for-7
Kansas State	--
at BYU	--
TCU	--
at Kansas	--
UCF	--
at Texas	--

AUSTIN MCNAMARA, P

PUNTING	
#31 McNamara	Number-Avg./i20/50+
at Wyoming	4-49.8 / 2 / 3
Oregon	2-44.5 / 1 / 1
Tarleton State	4-48.8 / 2 / 2
at West Virginia	6-49.0 / 0 / 4
Houston	4-49.8 / 1 / 2
at Baylor	3-48.0 / 3 / 1
Kansas State	--
at BYU	--
TCU	--
at Kansas	--
UCF	--
at Texas	--
Totals	23-48.7 / 9 / 12

# - opponent (Qtr.)	Down	Situation	Yards	Action	i20	i10	Note
1 - at Wyoming (1Q)	4-6	TTU33	51	FC	Yes	No	Fair catch at the WYO-16
2 - at Wyoming (2Q)	4-4	TTU46	54	TB	No	No	Touchback to the WYO-00
3 - at Wyoming (2Q)	4-9	TTU48	42	FC	Yes	No	Fair catch at the WYO-10
4 - at Wyoming (3Q)	4-8	TTU24	52	FC	No	No	Fair catch at the WYO-24
5 - Oregon (1Q)	4-12	TTU23	37	FC	No	No	Fair catch at the ORE-40
6 - Oregon (2Q)	4-9	TTU43	52	Downed	Yes	Yes	Downed by Jackson Knotts at the ORE-05
7 - Tarleton State (1Q)	4-11	TTU17	49	Downed	No	No	Downed by Wesley Smith at the TSU-34
8 - Tarleton State (2Q)	4-7	TTU47	53	TB	No	No	Touchback to the TSU-00
9 - Tarleton State (2Q)	4-10	TSU49	46	Downed	Yes	Yes	Downed by Cameron Watts at the TSU-03
10 - Tarleton State (3Q)	4-2	TTU48	47	Downed	Yes	Yes	Downed by Jackson Knotts at the TSU-05
11 - at West Virginia (1Q)	4-7	TTU14	52	FC	No	No	Fair catch at the WVU-34
12 - at West Virginia (1Q)	4-7	TTU42	52	Returned	No	No	Returned 18 yards to the WVU-24 (TKL: Kana, Tilmon)
13 - at West Virginia (2Q)	4-12	TTU20	46	Downed	No	No	Downed by Myles Cole at the WVU-34
14 - at West Virginia (2Q)	4-6	TTU20	38	FC	No	No	Fair catch at the WVU-42
15 - at West Virginia (3Q)	4-25	TTU35	52	Returned	No	No	Returned 20 yards to the WVU-33 (TKL: Tilmon, Watts)
16 - at West Virginia (3Q)	4-9	TTU33	54	Returned	No	No	Returned 7 yards to the WVU-20 (TKL: Pierre)
17 - Houston (3Q)	4-13	TTU22	53	FC	No	No	Fair catch at the HOU-25
18 - Houston (3Q)	4-12	TTU45	46	Returned	Yes	Yes	Returned -1 yards to the HOU-08 (TKL: Tilmon)
19 - Houston (4Q)	4-10	TTU41	59	TB	No	No	Touchback to the HOU-00
20 - Houston (4Q)	4-4	HOU41	41	TB	No	No	Touchback to the HOU-00
21 - at Baylor (1Q)	4-5	TTU46	48	FC	Yes	Yes	Fair catch at the BU-06
22 - at Baylor (2Q)	4-5	TTU46	43	FC	Yes	No	Fair catch at the BU-11
23 - at Baylor (4Q)	4-18	TTU40	53	FC	Yes	Yes	Fair catch at the BU-07
Totals			12/23 50+		9/23 i20	6/23 i10	

## POSTGAME NOTES

GAME  
6

TEXAS TECH RED RAIDERS

3-3, 2-1 Big 12

at

BAYLOR BEARS

3-3, 1-2 Big 12



Oct. 7, 2023 | 7:10 p.m. CT | McLane Stadium | Waco, Texas | ESPN2

## TEXAS TECH

Record	3-3 Overall; 2-1 Big 12
Streak	W2
Head Coach	Joey McGuire
Career Record	11-8 (2nd Season)
Record vs. Baylor	1-1
Today's attendance	44,620
Kickoff temperature	66 degrees
Length of Game	3:12

## TODAY'S STARTERS

**(Offense)** - (LT) Monroe Mills, (LG) Jacoby Jackson, (C) Rusty Staats, (RG) Dennis Wilburn, (RT) Caleb Rogers, (QB) Behren Morton, (RB) Tahj Brooks, (TE) Baylor Cupp, (WR) Myles Price, (WR) Coy Eakin, (WR) Jerand Bradley

**(Defense)** - (NT) Jaylon Hutchings, (DT) Tony Bradford Jr., (EDGE) Myles Cole, (LB-WILL) Jesiah Pierre, (LB-MIKE) Ben Roberts, (OLB) Joseph Adedire, (STAR) C.J. Baskerville, (CB) Bralyn Lux, (S) Dadrion Taylor-Demerson, (S) Tyler Owens, (CB) Malik Dunlap

## GETTING STARTED

- Today's weather at kickoff: 66 degrees, 4 mph winds from the north and clear skies.
- Baylor won the coin toss and chose to defer to the second half. Texas Tech started the first half with the ball.
- Texas Tech wore red helmets with white jerseys and black pants against Baylor.
- Today's game captains were Tahj Brooks, Loic Fouonji, Jaylon Hutchings and Austin McNamara.
- Today's attendance: 44,620.

## TODAY'S WIN...

- Gives Texas Tech a 40-41-1 all-time record against Baylor.
- Gives Texas Tech a 19-9 all-time record against Baylor in Big 12 competition.
- Gives Texas Tech a 7-2 record against Baylor in Big 12 games played in Waco.
  - It gives the Red Raiders their first win at McLane Stadium; previously 0-2.
  - Tonight marked the first night game played in Waco since Tech's 1999 win at Floyd Casey Stadium.
- Gives Texas Tech a 2-1 record in Big 12 games in 2023.
  - It gives the Red Raiders their first 2-1 start in Big 12 play since 2018.
- Gives Joey McGuire a 9-3 career record versus unranked opponents.
- Gives Joey McGuire a 2-6 career record in true road games.

## TEAM NOTES

- Tech recorded 6.0 of its season-high 11.0 TFLs in the first half, matching its season-high alone in the opening half having previously topped out at 6.0 TFLs at Wyoming in the season opener on Sept. 2.
  - 11.0 TFLs is the most by a Red Raider team since Sept. 3, 2022 versus Murray State and the most versus a Big 12 opponent since 12.0 versus Kansas on Dec. 5, 2020.
- Tech held Baylor to three yards rushing in the first half en route to forcing a season-low 17 rushing yards in the game. It lowest output by an opponent in a first half since holding West Virginia to negative-10 yards in the first half on Oct. 14, 2017.
- Has allowed 18 second half points in its first three Big 12 contests.
- Red Raiders entered game averaging 177.4 rushing yards per game and recorded 186 total net yards in the game against a Baylor rush Defense that entered the game allowing 184.0 per game, 14th out 14 teams in the Big 12.
- Tech's defense did allow an explosive rushing play (20 yards or better). Tech entered the game one of 10 programs in FBS football to have allowed just one explosive rush or less (Cal-0, UCLA-0, Wash-0, Iowa-1, Kentucky-1, Miami-1, Missouri-1, Ohio State-1, Rutgers-1, Texas Tech-1).
- Of Tech's three losses this season, those teams are a combined 14-2 after Wyoming defeated Fresno State while West Virginia and Oregon were on a bye.
- Tech's defense held Baylor to 1-of-6 on fourth down attempts.
- Tech was 1-of-2 on fourth downs; its one conversion led to a touchdown. The Red Raiders are plus-28 this season when going for it on fourth down this season. Tech was plus-38 thru six games in that same category in year-one under McGuire.
- Texas Tech's offensive line has allowed two sacks in its last two games. One versus Baylor and one versus Houston.

## NOTING THE RED RAIDERS

## OFFENSE

## QB, Behren Morton (So.)

- Tossed a career-high three touchdowns while improving to 2-0 as the Red Raiders' starter in 2023.

## RB, Tahj Brooks (Sr.)

- Set a career-high for rushing yards (170) and rushing attempts (31).
- Posted his fourth-straight 100-yard rushing game and eighth of his career. He is the first player to have four-straight 100-yard games since Ricky Williams had six-straight starting in the season 1997 finale and the first five games of the 1998 season.
- Moves to No. 14 all-time in Texas Tech career rushing yards with 2,202 moving past Billy Taylor (2,135, 1974-77) and Bobby Cavazos (2,137, 1951-53).
- Brooks fumbled for the first time in his career tonight. He had 398 career rushing attempts before his first career fumble on carry No. 399.
- Brooks' 170 yards rushing is the fifth-most rushing yards recorded by a Red Raider against Baylor in the 82nd all-time matchup.

## WR, Myles Price (Sr.)

- His reception total (10) was the most by a Red Raider this season, surpassing eight by Jerand Bradley in the season-opener. It was the first double-digit reception performance by a Red Raider since his own career-best 13 reception performance vs. Texas on Sept. 24, 2022.
- Led team in receptions in the first half with six.

## WR, Coy Eakin (RFr.)

- His second career catch produced his first career touchdown reception, a 13-yard catch in the first quarter to give Tech a 7-0 lead on its first possession of the game.

## TE, Baylor Cupp (Sr.)

- Set a single-game career-high for touchdown reception catching two touchdowns on his two receptions in the game. The first was a 16-yard strike, his first TD reception since traveling to Iowa State last season, while the second was an 18-yard TD catch.

## DEFENSE

## LB, Ben Roberts (RFr.)

- In Roberts' fifth career start, he owned the Red Raiders' top tackles total for the third time finishing with a team-high seven tackles.
- Roberts owns 44 tackles over his first five career starts and is the season team-leader in tackles with 45 in six games.
- Finished with a career-high 2.0 TFLs.

## OLB, Steve Linton (Sr.)

- Recorded first three sacks of his Red Raider career on Saturday night. Finished with three tackles, each sacks, to go with two forced fumbles.
- Recorded first two forced fumble game by an individual since Colin Schooler versus Oklahoma State in 2020.
- Recorded first sack as a Red Raider in first quarter (1:48) on third-and-10 from the BAY-28 to force a punt. It was a strip sack, however Baylor recovered.

## MEDIA INFORMATION



**MATT DOWDY**  
Assistant A.D.  
806-928-5190  
matthew.dowdy@ttu.edu



**MATT BURKHOLDER**  
Director  
559-862-3771  
matt.burkholder@ttu.edu



**CHRIS DUARTE**  
Associate Director  
954-937-3254  
chris.duarte@ttu.edu

### TEXAS TECH ATHLETICS COMMUNICATIONS

East Stadium Building, Jones AT&T Stadium (Third Floor)  
Office: (806) 742-2770 • Fax: (806) 742-1970  
2508 6th Street • Lubbock, TX 79409  
www.TexasTech.com/Media



### CREDENTIAL REQUESTS

Please direct all credential requests to the online credential portal located at [www.sportssystem.com/TexasTech](http://www.sportssystem.com/TexasTech). Confirmation of your request will be made upon review by Matt Dowdy. Credentials are limited to members of the working media who are assigned to cover Texas Tech Football. Credentials must be requested online by 5 p.m. Tuesday each week. All requests will be held for pickup until 5 p.m. Friday at the Athletics Communications office (third floor of Whitacre Athletic Center, East Stadium Building). Credentials not picked up by 5 p.m. Friday will be available at Media Will Call located on the northwest side of Jones AT&T Stadium.

### WEEKLY MEDIA LUNCHEON

During the season, Texas Tech head coach Joey McGuire will host a weekly media luncheon inside the Football Training Facility, located next to Jones AT&T Stadium. The event will be held each Monday during the regular season, excluding the bye week. McGuire will be joined each week by defensive coordinator Tim DeRuyter and offensive coordinator Zach Kittley. Lunch will be served at 11:30 a.m. each Monday followed by a 12:30 p.m. press conference.

### WEEKLY AVAILABILITY SCHEDULE

In addition to the Monday press conference, select student-athletes will be available following practice each Tuesday inside the Sports Performance Center. Practice is expected to conclude around 10:30 a.m. each week with interviews to follow. All specific student-athlete requests should be submitted by 10 a.m. Monday each week during the season.

### INTERVIEW REQUESTS

Please direct all interview requests for head coach Joey McGuire to Matt Dowdy; members of the Texas Tech coaching staff and student-athletes to Matt Dowdy or Matt Burkholder. Contacting student-athletes or coaches directly through text message or social media is strictly prohibited and could result in loss of credentials.

### USE OF TEXAS TECH PHOTOGRAPHY

The use of Texas Tech photos is prohibited without prior approval from the athletics communications office. Texas Tech does not grant permission for use of its photos for social media content purposes. Texas Tech will provide courtesy headshots and action shots upon requests for editorial purposes.

### VIDEO HIGHLIGHTS/NEWS CONFERENCE

Video from news conferences and games will be available to the media via YouTube. Broadcast quality video footage (game highlights, post-practice interviews, post-game interviews, etc) are available by request through the athletics communications office.

### PHOTO REQUESTS

Please submit your requests to Chris Duarte.

### COLLEGE PRESS BOX.COM

Collegepressbox is the official media website for Division I football. Access and download game notes, quotes, statistics, media guides, headshots, logos and more for all FBS schools, conferences, postseason games, awards and the College Football Playoff. For access, please register for an account at [collegepressbox.com/register](http://collegepressbox.com/register).

### LIVE STREAMING

Live video streaming of any Texas Tech Athletics event, including news conferences, on ANY social media platform is strictly prohibited without prior approval from the athletics communications office.

### USE OF AUDIO/VIDEO

Any media entity collecting any sort of "video or audio materials" (film, traditional video or audio, digital video or audio, photos, etc.) from Texas Tech University Athletics game events or press conference/media events may use that material only for traditional television newscasts, web-based or print coverage, or other electronic transmission as approved by the University in writing, with a limitation of up to three (3) minutes in length from any single event. Such media entity may not offer any live video, audio or other coverage of the event without the advance, written permission of Texas Tech University Athletics. This policy includes all games, matches and events involving any of Texas Tech's athletic programs. It includes all media events -- press conferences, pre/post-practice interviews and pre/post-game interviews. An exception would be a one-on-one interview arranged through the Texas Tech Athletics Communications office with a Texas Tech, coach, athlete or administrator.

## TEXAS TECH SPORTS NETWORK

The Texas Tech Sports Network from Learfield Sports will carry all the exciting action of Red Raider Football beginning with the season opener with Wyoming and all the way through the bowl season. Brian Jensen (play-by-play) and John Harris (color analyst) return to the broadcast booth and will be joined on the sidelines by Chris Level (sidelines).

Fans outside the coverage area will once again be able to listen to Red Raider games live on the Internet through Texas-Tech+. By logging onto [www.TexasTech.com](http://www.TexasTech.com), live play-by-play of Texas Tech Football is just a click away. The games also are carried on Sirius/XM Satellite Radio (channel varies).

All games will also be available on the Varsity Network App, available for download in your iTunes or Android store.

### 2023 RED RAIDER FOOTBALL AFFILIATES

CITY	STATION	FREQUENCY
Abilene/Haskell	KVRP-FM	97.1
Amarillo	KPUR-FM	95.7
Amarillo	KPUR-AM	1440
Andrews	KACT-FM	105.5
Artesia, N.M.	KSVP-AM	990
Artesia, N.M.	KSVP-FM	93.7
Big Spring	KBST-FM	95.7
Big Spring	KBST-FM	103.9
Big Spring	KBST-AM	1490
Brownwood	KQBZ-FM	96.9
Dallas	KFXR-AM	1190
Dumas	KDDD-FM	95.3
Hereford	KPAN-FM	106.3
Hereford	KPAN-AM	860
Hobbs, N.M.	KEJL-AM	1110
Hobbs, N.M.	KEJL-FM	100.5
Lampasas	KCYL-AM	1450
Lubbock	KJTV-FM	100.7
Lubbock	KJTV-AM	950
Lubbock	KTTU-FM	97.3
Lubbock	KXTQ-FM	106.5
Odessa-Midland	KNFM-FM	92.3
San Angelo	KNRX-FM	96.5
San Antonio	KONO-AM	860
Seminole	KSEM-FM	106.3
Tyler	KTBB-FM	97.5
Waco	KWBT-HD2	94.5

### SATELLITE RADIO

Sirius XM Radio	Ch. 135 or 199
XM App	Ch. 953
Varsity App	Search "Texas Tech"

**collegepressbox**  
SINCE 2005 EVERYTHING BUT THE PREGAME MEAL

## COVERING THE RED RAIDERS

<b>9</b> <b>MONDAY</b> MEDIA LUNCHEON 11:30 a.m. PRESS CONFERENCE 12:30 p.m.	<b>10</b> <b>TUESDAY</b> MEDIA AVAILABILITY 10:15 a.m. Sports Performance Center	<b>11</b> <b>WEDNESDAY</b> NO AVAILABILITY	<b>12</b> <b>THURSDAY</b> NO AVAILABILITY	<b>13</b> <b>FRIDAY</b> NO AVAILABILITY	<b>14</b> <b>SATURDAY</b> KANSAS STATE AT TEXAS TECH 6 p.m. CT Lubbock, Texas	<b>15</b> <b>SUNDAY</b> NO AVAILABILITY
---	--	--	---	---	---	---