



39 BOWL APPEARANCES | 11 CONFERENCE CHAMPIONSHIPS | 582 ALL-TIME VICTORIES | #WRECKEM

TEXAS TECH RED RAIDERS

2022 GAME NOTES

GAME

4

VS

TEXAS

Sept. 24, 2022



Jones AT&T Stadium (60,454)
Lubbock, Texas

2:30 p.m. CT
ESPN
TTU Sports Network

2022 SCHEDULE/RESULTS

Overall: 2-1 | Big 12: 0-0 | H: 2-0 | A: 0-1 | N: 0-0

SEPTEMBER • (2-1)

3	MURRAY STATE	W, 63-10	Big 12 Now
10	#25 HOUSTON	W, 33-30 (2OT)	FS1
17	at #16/12 N.C. State	L, 14-27	ESPN2
24	#22/19 TEXAS*	2:30 p.m.	ESPN

OCTOBER • (0-0)

1	at Kansas State*	11 a.m.	Big 12 Now
8	at Oklahoma State*	TBD	TBD
22	WEST VIRGINIA*	TBD	TBD
29	BAYLOR*	TBD	TBD

NOVEMBER • (0-0)

5	at TCU*	TBD	TBD
12	KANSAS*	TBD	TBD
19	at Iowa State*	TBD	TBD
26	OKLAHOMA*	TBD	TBD

DECEMBER • (0-0)

3	Big 12 Championship	TBD	TBD
---	---------------------	-----	-----

TV: ESPN

- Play-by-Play: Dave Flemming
- Analyst: Rod Gilmore
- Sideline Reporter: Tiffany Blackmon

ESPN

RADIO: TEXAS TECH SPORTS NETWORK

- Play-by-Play: Brian Jensen
- Analyst: John Harris
- Sideline Reporter: Chris Level
- SiriusXM: Channel 109 or 200
- National Radio: Compass Media Network
- Mobile App: Varsity Network (Texas Tech)



SOCIAL MEDIA: #WreckEm

- Twitter: @TexasTechFB
- YouTube: TexasTechAthletics
- Instagram: @TexasTech_FB
- Facebook: TexasTechFootball
- TikTok: TexasTechAthletics

TEXAS TECH COACHING STAFF

SIDELINE

- Joey McGuire, Head Coach (First Season)
- Tim DeRuyter, Defensive Coordinator (First Season)
- Zach Kittley, Offensive Coordinator/QBs (First Season)
- Kenny Perry, Assoc. H.C./Special Teams/RBs (First Season)
- C.J. Ah You, Outside Linebackers (First Season)
- Zarnell Fitch, Defensive Line (First Season)
- Stephen Hamby, Offensive Line (First Season)
- Emmett Jones, Passing Game Coordinator/WRs (First Season)
- Marcel Yates, Passing Game Coordinator/DBs (First Season)

PRESSBOX

- Josh Bookbinder, Inside Linebackers (First Season)
- Josh Cochran, Tight Ends (First Season)

TEXAS TECH

Record	2-1 Overall; 0-0 Big 12
Rankings	AP: NR Coaches: NR
Last Game	Lost at #16/12 N.C. State, 27-14
Streak	Lost 1
Head Coach	Joey McGuire
Career Record	2-1 (1st Season)
Record at Texas Tech	Same
Record vs. Texas	First Meeting

TEXAS

Record	2-1 Overall; 0-0 Big 12
Rankings	AP: 22 Coaches: 19
Last Game	Def. UTSA, 41-20
Streak	Won 1
Head Coach	Steve Sarkisian
Career Record	53-43 (9th Season)
Record at Texas	7-8 (2nd Season)
Record vs. Texas Tech	1-0

SATURDAY STORYLINES



TEXAS TECH RETURNS HOME FOR TEXAS

- Fresh off its first loss of the season, Texas Tech returns to the friendly confines of Jones AT&T Stadium Saturday afternoon for the 72nd all-time meeting with in-state rival Texas. It will be the 63rd-consecutive season Texas Tech and Texas have met on the gridiron.
- The Red Raiders and Longhorns will open Big 12 Conference play against each other for a third-consecutive season after Texas opened league with wins in each of those two contests. The series has resulted in several close games in recent years as Texas has escaped Jones AT&T Stadium via one-possession wins in each of its last three trips to Lubbock.



THIRD-STRAIGHT RANKED Foe FOR TECH

- Texas Tech will look across at another top-25 opponent this weekend as Texas heads to Lubbock ranked as high as No. 19 in the polls. The Red Raiders are 1-1 in their two other contests against ranked foes already this season after edging then-No. 25 Houston, 33-30, in double overtime two weeks ago before falling at No. 16 N.C. State, 27-14, this past Saturday.
- Texas Tech is one of only two schools in the country that will begin its season by facing three opponents ranked in the top 25 of either of the two polls. Florida, the other school to do so, has split games with No. 7 Utah and No. 20 Kentucky and will face No. 11 Tennessee this weekend.



WILSON COMING OFF CAREER OUTING

- Tyree Wilson is coming off the best performance of his Red Raider career as the senior edge defender notched career highs for tackles (11), and tackles for loss (3.5) against N.C. State. It marked only the sixth time since 2000 and the first time since Jordyn Brooks late in the 2019 season where a Red Raider has recorded 3.5 tackles for loss in a game.
- Wilson's performance marked one of the top outings in college football thus far as he is one of only two players to record 3.5 tackles for loss against a ranked opponent, joining Cincinnati's Ivan Jr., who did so at Arkansas to start the season.

RED RAIDERS BY THE NUMBERS

6

Consecutive games dating back to 2021 where opponents have been limited to less than 30 points, marking Texas Tech's longest such streak since doing so over seven-straight contests during the 2007-08 campaigns.

27

Number of points given up by the Texas Tech defense through three games on drives that start on the Red Raiders' side of the field. The other 40 points have been the result of drives that start in plus territory or defensive TDs.

244

Career rushing yards for senior running back SaRodrick Thompson over his career against the Longhorns. Thompson has received 16 carries in each of the last three meetings versus Texas, averaging 81.3 yards per game.

INSIDE JOEY MCGUIRE

JOEY MCGUIRE FILE

Hometown	Crowley, Texas
Education	Texas-Arlington '95 (Kinesiology)
Wife	Debbie
Children	Daughter: Raegan; Son: Garret

COACHING HISTORY

Year	Position
2022-present	Texas Tech Head Coach
2020-21	Baylor Associate Head Coach (Outside Linebackers)
2019	Baylor Associate Head Coach (Defensive Ends)
2017-18	Baylor Assistant Coach (Tight Ends)
2003-16	Cedar Hill High School Head Coach
1997-02	Cedar Hill High School Assistant Coach
1995-96	Crowley High School Assistant Coach

BOWL GAMES (3)

2021	Allstate Sugar Bowl*
2019	Allstate Sugar Bowl
2018	Academy Sports + Outdoors Texas Bowl

* bowl came after he already accepted the Texas Tech position.

RECORD AGAINST OPPONENTS

Opponent	Overall	Home	Away	Neutral
Baylor	0-0	0-0	0-0	0-0
Houston	1-0	1-0	0-0	0-0
Iowa State	0-0	0-0	0-0	0-0
Kansas	0-0	0-0	0-0	0-0
Kansas State	0-0	0-0	0-0	0-0
Murray State	1-0	1-0	0-0	0-0
N.C. State	0-1	0-0	0-1	0-0
Oklahoma	0-0	0-0	0-0	0-0
Oklahoma State	0-0	0-0	0-0	0-0
TCU	0-0	0-0	0-0	0-0
Texas	0-0	0-0	0-0	0-0
West Virginia	0-0	0-0	0-0	0-0

RECORD VERSUS CONFERENCES

Conference	Overall	Home	Away	Neutral
American	1-0	1-0	0-0	0-0
ACC	0-1	0-0	0-1	0-0
Big Ten	0-0	0-0	0-0	0-0
Big 12	0-0	0-0	0-0	0-0
Conference USA	0-0	0-0	0-0	0-0
FBS Independents	0-0	0-0	0-0	0-0
Mid-American	0-0	0-0	0-0	0-0
Mountain West	0-0	0-0	0-0	0-0
Pac-12	0-0	0-0	0-0	0-0
SEC	0-0	0-0	0-0	0-0
Sun Belt	0-0	0-0	0-0	0-0
FCS Opponents	1-0	1-0	0-0	0-0

NFL DRAFT PICKS

Name	Year	Rd.	Pick	Team
Terrel Bernard, OLB*	2022	3rd	89	Buffalo
William Bradley-King, OLB*	2021	7th	240	Washington
James Lynch, DL*	2020	4th	130	Minnesota
Bravion Roy, DL*	2020	6th	184	Carolina

ALL-BIG 12 SELECTIONS

Name	Year	Team
James Lynch, DL	2019	1st
Vravion Roy, DL*	2019	1st
Terrel Bernard, OLB*	2020	2nd
Terrel Bernard, OLB*	2021	1st



HEAD COACH JOEY MCGUIRE

There's been a key ingredient to Joey McGuire's success throughout his career: authentic relationships. It's the reason he became beloved as a high school coach, leading Cedar Hill to three state championships despite inheriting a program that had never won a playoff game prior to his promotion. It's also why he was so successful in transitioning to the collegiate level, helping rebuild a Baylor program that turned into a Big 12 contender during his tenure.

Now, McGuire will look to do the same at Texas Tech where he enters his first season as head coach. McGuire, a 2020 inductee into the Texas High School Coaches Association Hall of Honor and a 2022 member of the Texas High School Football Hall of Fame, was named the 17th head coach in program history by Director of Athletics Kirby Hocutt on Nov. 9, 2021.

In the short time since his hire, it hasn't taken long to quickly see McGuire's extensive ties to the state of Texas at work as Texas Tech has already established itself as the unofficial home to the Texas High School Coaches Association (THSCA). Those ties have already paid dividends early in his tenure as McGuire and his staff were able to sign an impressive 2022 class that ranked in the top-40 nationally. It marked the highest-ranked recruiting class for the Red Raiders since the 2012 class.

Texas Tech's success on the recruiting trail has stemmed, in part, due to the relationships McGuire has formed throughout the state through his connections with the THSCA. It can also be contributed to the charter staff he assembled shortly after his hire, namely with several successful assistant coaches who, like McGuire, began their careers at the high school level.

McGuire created one of the most-memorable turnaround stories in Texas high school football history during his 14 seasons leading Cedar Hill. The Longhorns not only won at a high level under McGuire, but they transformed into one of the state's most dominant programs with its first state title in 2006 and then back-to-back state crowns in 2013 and 2014.

Cedar Hill was an impressive 141-42 during McGuire's tenure, going from an unknown to a state champion in only his fourth season as head coach. The Longhorns' dynasty featured 12-consecutive playoff appearances, nine bi-district titles and seven district crowns under McGuire, including another appearance in the state title game in 2012 where Cedar Hill fell to Katy.

McGuire, at only the age of 31, was promoted to head coach at Cedar Hill prior to the 2003 season following six seasons as an assistant coach. Cedar Hill had not recorded a winning season in the eight years prior to his promotion, a streak he quickly ended with a 6-4 campaign in his debut. McGuire was previously an assistant coach at his alma mater, Crowley High School, during the 1995 and 1996 seasons prior to his move to Cedar Hill.

The back-to-back state titles provided McGuire with several opportunities to depart for the collegiate level, a move he wouldn't make until after the 2016 season when Matt Rhule contacted him shortly after his hire as the new head coach at Baylor. Needing someone with extensive ties throughout the state of Texas, Rhule hired McGuire initially as his tight ends coach. The move was perfect timing for McGuire, who had remained at Cedar Hill to coach his son, Garret, for his final two seasons.

Baylor reached bowl eligibility three times with McGuire on staff and were in the midst of an eventual run to the Big 12 crown and a second appearance in the Allstate Sugar Bowl when McGuire was tabbed as Texas Tech's new head coach late in the 2021 season. McGuire served as Baylor's associate head coach during each of his final three seasons as he oversaw three different position groups during his tenure: tight ends (2017-18), defensive ends (2019) and outside linebackers (2020-21).

Following his success helping rebuild the Baylor program, Texas Tech was an ideal fit for McGuire, whose daughter, Raegan, was a recent graduate of the university. McGuire had visited Lubbock numerous times previously either to see his daughter or earlier in life when several life-long friends attended the university. McGuire likes to say he would have attended Texas Tech, himself, had he not met his wife, Debbie. He eventually earned his bachelor's degree in kinesiology from the University of Texas at Arlington in 1995.

The couple's two children are also highly successful in their own walks of life as Garret is entering his third season as a member of the Carolina Panthers coaching staff. He was previously a quarterback at Baylor from 2017-20 before joining the coaching profession. Raegan, meanwhile, is a fashion designer for AMUR in New York City. She is engaged to her fiancé, Joe Tocco.

INSIDE JOEY MCGUIRE & THE BRAND



THE BRAND

The core tenant of the Texas Tech football program under McGuire revolves around The Brand, which stands for his desire that the Red Raiders become the "toughest, hardest-working, most-competitive team in the country." On his final interview for the Texas Tech position, McGuire described his vision for the Red Raider program using The Brand, which President Lawrence Schovanec said "describes West Texas."



THE HALL OF FAMER

There likely isn't a power-five football program in the state of Texas with better ties to its high school coaches than at Texas Tech as McGuire hired five members of his charter coaching staff that have ties to the Texas High School Coaches Association. McGuire, himself, is already a legend at the prep level as a member of the THSCA Hall of Honor and the Texas High School Football Hall of Fame.



COVER GUY

McGuire received one of the highlights of his career this past summer as he graced the cover of Dave Campbell's Texas Football alongside longtime friend and UTSA head coach Jeff Traylor. The publication, dubbed the football Bible of Texas, documented McGuire and Taylor's rise from state champion high school coaches to successful collegiate head coaches with the appropriate title, "Forged on Fridays."

THE UNOFFICIAL HOME OF THE THSCA

Since his hire as Texas Tech's head coach, **Joey McGuire** has made it a point to brand the Red Raiders the "unofficial home of the Texas High School Coaches Association." Already a Hall of Famer, himself, McGuire hired a charter staff filled with experience at both the collegiate and high school levels with five assistant coaches who have previous ties to the THSCA as well as a slew of support staff members.

TEXAS TECH FOOTBALL STAFF WITH THSCA TIES

Name	THSCA Position
Joey McGuire	Cedar Hill Head Coach (2003-16)
Kenny Perry	Arlington Bowie (2006-12)/Halton City (2004-05)/Sam Houston (2000-03)
Josh Cochran	Lindale H.S. Asst. Coach (2015)
Zarnell Fitch	Lincoln H.S. Head Coach (2013) / Asst. Coach (2011-12)
Emmett Jones	South Oak Cliff H.S. Head Coach (2012-14)
Kirby Ennis (Defensive GA)	North Forney H.S. Asst. Coach (2017-19)
Jah'Shawn Johnson (Defensive GA)	Ennis H.S. Asst. Coach (2020-21)
Brian Nance (Dir. of Scouting)	Temple H.S. Asst. Coach (2018)
Dave Martin (Dir. of Player Development)	Cedar Hill H.S. Asst. Coach (1999-03)

Texas Tech also has three current student-athletes on its roster whose fathers are prominent high school coaches in the state in Allen's Lee Wiginton, the father of redshirt freshman wide receiver **Haydon Wiginton**, Amarillo Tascosa's Ken Plunk, the father of sophomore defensive back **Joseph Plunk** and Eastland's James Morton, the father of redshirt freshman quarterback **Behren Morton**.



FIRST-YEAR HCs at TEXAS TECH

- The 98th season of Texas Tech Football will feature a new look on the sidelines this fall as **Joey McGuire** take over as the 17th head coach in program history. McGuire will be looking to send the Red Raiders back to a bowl game for a second-consecutive season in his debut. If history repeats itself, McGuire could be in store for a solid debut season as 11 of the 16 previous head coaches have recorded a winning record in their first year. Texas Tech has advanced to a bowl game in seven of those seasons previously, most recently in the Holiday Bowl in 2013 under **Kliff Kingsbury**.
- First-year head coaches have found success in their debut season over the past few decades as six of that past seven leaders of the football program have boasted a winning record in their debut season. That list features **David McWilliams** (1986), **Spike Dykes** (1987), **Mike Leach** (2000), **Tommy Tuberville** (2010) and **Kliff Kingsbury** (2013).
- McGuire is the sixth head coach all-time to inherit a football program coming off a bowl appearance, joining the likes of **Steve Sloan**, **Rex Dockery**, **Spike Dykes**, **Tommy Tuberville** and **Kliff Kingsbury**. Of that group, only Tuberville and Kingsbury returned the Red Raiders back to a bowl game during their debut season.
- Of the head coaches in Texas Tech's history, McGuire resembles Dykes likely the best, not only for his charm and engaging personality but also his ties as a former high school head coach. Dykes spent a decade at the prep level with stops as an assistant in Eastland, Ballinger, San Angelo Central and then head coaching roles at Coahoma, Belton, Big Spring, Alice and Midland Lee. After three years as Texas Tech's defensive coordinator, Dykes was promoted to head coach prior to the 1986 Independence Bowl, starting a successful 13 seasons that featured 82 wins.

TEXAS TECH HEAD COACHES ALL-TIME IN DEBUT SEASON

Name	Year	Record	Bowl
E.Y. Freeland	1925	6-1-2	--
Grady Higgenbotham	1929	1-7-2	--
Pete Cawthon	1930	3-6	--
Dell Morgan	1941	9-2	Sun
DeWitt Weaver	1951	7-4	Sun
JT King	1961	4-6	--
Jim Carlen	1970	8-4	Sun
Steve Sloan	1975	6-5	--
Rex Dockery	1978	7-4	--
Jerry Moore	1981	1-9-1	--
David McWilliams	1986	7-5	Independence
Spike Dykes	1987	6-4-1	--
Mike Leach	2000	7-6	Gallery Furniture
Tommy Tuberville	2010	8-5	TicketCity
Kliff Kingsbury	2013	8-5	Holiday
Matt Wells	2019	4-8	--
Joey McGuire	2022	2-1	--

RECRUITING SUCCESS UNDER MCGUIRE

- Texas Tech has reaped the benefits of McGuire's ties to the state of Texas in the months following his hire as the Red Raiders signed their best signing class since 2012. The class, boosted by McGuire's hiring in November, was ranked as high as 39th nationally by Rivals, a steady improvement from its spot in the 70s prior to his hire.
- Texas Tech is currently ranked in the top-20 nationally for the 2023 class by both 247Sports and Rivals heading into the 2023 season. If that ranking stands, it would mark the highest-rated recruiting class for the Red Raiders in program history.
- One of the key factors in Texas Tech's recruiting success was the hiring of **James Blanchard** as Director of Player Personnel. Blanchard, who flew alongside McGuire to Lubbock as soon as he received the head coaching position, was recently named one of the top rising personnel and recruiting staffers in the country by the On3.com website.

CEDAR HILL CONNECTIONS

- **Joey McGuire** made his name in the coaching profession during his 14 seasons leading Cedar Hill High School in the Dallas-Fort Worth metroplex. In his first season as Texas Tech's head coach, he'll have five former Cedar Hill standouts on his roster in super senior linebacker **Dimitri Moore**, redshirt freshman outside linebacker **Charles Esters III** and then three true freshmen in defensive lineman **Harvey Dyson III**, defensive lineman **Syncere Massey** and defensive back **Jalon Peoples**.
- The draw of playing for McGuire was so large for Texas Tech's three true freshmen from Cedar Hill that all three committed the night McGuire was named the Red Raiders' new head coach. Their signing plus several other commitments following McGuire's hiring helped push Texas Tech to its best signing class since 2012.
- **Dimitri Moore** is the only Red Raider on the 2022 roster who can actively say he knows exactly what it's like playing for McGuire. The sixth-year senior was on McGuire's final team at Cedar Hill in 2016 before embarking on a successful collegiate career with stops at Vanderbilt and Missouri State. Moore was a member of McGuire's final state championship team at Cedar Hill as a sophomore in 2014.
- While he did not graduate from Cedar Hill, **Jordan Brown** attended the high school up until his senior year as he was a freshman when McGuire departed for Cedar Hill. His older brother, Laquionte Gonzalez, was on a Cedar Hill team under McGuire that played in the Class 6A state title game as a senior in 2012.

NOT THE ONLY COACH IN THE FAMILY

- Turn on a television any weekend this fall and you could possibly see another McGuire roaming the sidelines as **Garret McGuire** is currently in his third season as an offensive assistant with the Carolina Panthers. Garret McGuire previously played under his father at quarterback at Cedar Hill High School before enjoying four years as a backup at Baylor.

WHAT THEY ARE SAYING...

■ Bob Stoops, former Oklahoma head football coach

"I believe this is an awesome hire, I've known Joey a long time, since my first couple of years here going to recruit down in the Dallas area. He's always run a first class program, always very positive and was always close and connected with his players. The players love playing for him. I think football is relative and you do a great job, at whatever level you're playing, I think there is no reason you can't do it at a different level. He got great experience being at Baylor for the last 5 years, being with Matt Rhule, who I think is a heck of a coach. The same thing with Dave Aranda, who's doing a great job in his second year [at Baylor]. He's been influenced by two head coaches that have had really strong success. I believe that Joey is a person that connects, motivates players, and he will connect with the community and high school coaches around the state of Texas. I think he will do a great job."

■ Matt Rhule, Carolina Panthers head football coach

"I think he will be unbelievable ushering in a new era at Tech. I think that he's one in a million. There are not many people like Joey McGuire as a person, as a coach. I think that there's not ever going to be a bad day ever in that facility, those players are going to be developed, they're going to be loved, they're going to be honed, they're going to be developed in every aspect of their life. He's going to bring excitement to all West Texas, especially to Lubbock. For Red Raider Nation I think he's absolutely going to be a bolt of energy, throughout the entire athletic department and you guys are going to play really good football too."

■ Kim Mulkey, LSU head women's basketball coach

"I am so happy for Joey. Not only is he a great coach, he has the people skills to recruit. He is well connected to the Texas high school coaches. Texas Tech will love him and his wife, Debbie and their two children."

■ Mack Brown, North Carolina head football coach

"I'm thrilled Coach McGuire is receiving this opportunity at Texas Tech because he's earned it. He was a great high school coach during my time at Texas and it doesn't surprise me at all that he's worked his way to a head coaching position in the Big 12. He's a smart, innovative coach, who brings deep ties to Texas high school football with him to Lubbock. I've always admired him, and if I had a son, I would want him to play for Coach McGuire. I think Texas Tech made a smart decision here and Coach McGuire will do an excellent job for them."

■ Joe Martin, Executive Director of THSCA

"I am very proud and excited for Joey on being selected the next head football coach at Texas Tech. He is a hometown product starting as a player at Crowley and working his way up the ranks to head coach at Cedar Hill and eventually as associate head coach at Baylor. He is a past member of the THSCA Board of Directors and has many friends in the high school coaching community across the state. Joey is as good as they come as a coach and we wish him the best!"

■ Glen West, Assistant Executive Director of THSCA

"Joey is one of our own. He is a personable friend to many. In the world we live in today where fewer and fewer coaches have fewer communication with college coaches than in the past, this is a refreshing change. We feel there will be an open dialogue with all the high school coaches in the state, and he will get our full support. Joey is never too busy for you. He's the same guy he was at Baylor as he was when he was the head coach at Cedar Hill High School. Parents will love him. Players will love him. It's going to be a fun time. We are over the top excited for his hire at Texas Tech."



SERIES HISTORY



TEXAS (17-54)
GP: 71; Home: 10-22; Away: 7-32; Neutral: 0-0; OT: 0-0.
Big 12: 6-20 (Home: 3-10; Away: 3-10).
SWC: 10-25 (Home: 7-10; Away: 3-15).
at Jones AT&T Stadium: 30 (10-20).
at Tech Stadium: 1 (0-1).
at Darrell K Royal-Texas Memorial Stadium: 39 (7-32).
Games decided by 3 points or less: 4 (3-1).
Games decided by 7 points or less: 12 (7-5).
Most Points-TTU: 56 (63-56 loss on Sept. 26, 2020).
Most Points-UT: 70 (70-35 loss on Sept. 25, 2021).
Fewest Points-TTU: 0, 9x, (last: 27-0 loss on Oct. 30, 1982).
Fewest Points-UT: 3 (26-3 win on Sept. 28, 1974).
Largest Win: 23 (26-3 win on Sept. 28, 1974).
Largest Loss: 51 (58-7 loss on Nov. 13, 1999).
Win Streak: 2, three times.
Losing Streak: 7 (Sept. 29, 1928-Sept. 17, 1955).
When both teams are ranked: 6 (2-4).
When only Texas Tech is ranked: 7 (2-5).
When only Texas is ranked: 40 (8-32).
Most Attended: 101,297 on Sept. 19, 2009 in Austin, Texas.
Last 10: 2-8 Last 20: 4-16.

SERIES HISTORY (SINCE 1980)

Date	Loc.	W/L	TTU	UT	Att.
*Nov. 1, 1980	H	W	24	20	50,132
*Oct. 31, 1981	A	L	9	26	56,439
*Oct. 30, 1982	H	L	0	27	52,041
*Oct. 29, 1983	A	L	3	20	75,225
*Nov. 3, 1984	H	L	10	13	50,722
*Nov. 2, 1985	A	L	21	34	65,137
*Nov. 1, 1986	H	W	23	21	44,820
*Oct. 31, 1987	A	L	27	41	74,984
*Oct. 29, 1988	H	W	33	32	49,682
*Nov. 4, 1989	A	W	24	17	81,826
*Nov. 3, 1990	H	L	22	41	50,276
*Nov. 2, 1991	A	L	15	23	74,873
*Oct. 31, 1992	H	L	33	44	50,741
*Oct. 30, 1993	A	W	31	22	63,132
*Oct. 29, 1994	H	W	33	9	45,591
*Nov. 4, 1995	A	L	7	48	77,809
*Nov. 9, 1996	H	L	32	38	50,607
*Nov. 8, 1997	A	W	24	10	76,110
*Nov. 14, 1998	H	W	42	35	50,647
*Nov. 13, 1999	A	L	7	58	83,882
*Nov. 4, 2000	H	L	17	29	53,027
*Sept. 29, 2001	A	L	7	42	83,081
*Nov. 16, 2002	H	W	42	38	42,047
*Nov. 15, 2003	A	L	40	43	83,596
*Oct. 23, 2004	H	L	21	51	55,413
*Oct. 22, 2005	A	L	17	52	83,919
*Oct. 28, 2006	H	L	31	35	56,158
*Nov. 10, 2007	A	L	43	59	86,401
*Nov. 1, 2008	H	W	39	33	56,333
*Sept. 19, 2009	A	L	24	34	101,297
*Sept. 28, 2010	H	L	14	24	60,454
*Nov. 5, 2011	A	L	20	52	100,506
*Nov. 3, 2012	H	L	22	31	60,879
*Nov. 28, 2013	A	L	16	41	100,668
*Nov. 1, 2014	H	L	13	34	60,961
*Nov. 26, 2015	A	W	48	45	94,299
*Nov. 5, 2016	H	L	37	45	60,083
*Nov. 24, 2017	A	W	27	23	100,629
*Nov. 10, 2018	H	L	34	41	60,454
*Nov. 29, 2019	A	L	24	49	93,747
*Sept. 26, 2020	H	L (OT)	56	63	16,615
*Sept. 25, 2021	A	L	35	70	98,349

*Big 12 Conference game | *Southwest Conference game

TEAM NOTEBOOK

TEXAS TECH, TEXAS SET FOR 72ND ALL-TIME MEETING

- Texas Tech and Texas will meet for the 72nd time in history and the 63rd-consecutive year Saturday afternoon at Jones AT&T Stadium. The Longhorns control a 54-17 all-time advantage in the series, which includes a 22-10 mark in games played in Lubbock.
- The Red Raiders will be looking for their first win over Texas at home since the memorable 2008 victory against the top-ranked Longhorns. Since then, the Longhorns have departed Lubbock with a win in each of their last six trips, including a 63-56 overtime victory in 2020. Five of those meetings have been determined by 10 points or less as Texas' current winning streak at Jones AT&T Stadium is the longest all-time in the series.
- Texas enters this weekend riding a four-game winning streak over the Red Raiders, who last topped the Longhorns in 2017 in Austin. It was the second-consecutive win for the Red Raiders in the state capital, marking the first time in program history that Texas Tech had won back-to-back road games over its in-state rival.
- Texas Tech used some late-game heroics in both of those wins as **Jakeem Grant** hid behind the offensive line before scampering 40 yards around the left side to the end zone to give Texas Tech a 48-38 lead with 2:41 remaining in the 2015 victory. **Justus Parker**, meanwhile, picked off a **Sam Ehlinger** pass with just over two minutes remaining in 2017, setting up a **Cameron Batson** touchdown from **Nic Shimonek** that was followed by a **Douglas Coleman III** interception to seal the victory.
- Texas heads into this weekend's matchup ranked as high as No. 19 nationally, making this only the third time since 2013 where one of the two schools has entered the game ranked in the polls. Prior to the 2013 season, at least one of the two schools entered the annual matchup ranked nationally in each of the previous 15 meetings from 1998-2012. The two exceptions came in 2018 when Texas was ranked 19th and then in 2020 when the Longhorns were No. 8 nationally.
- The excitement for this year's Big 12 opener has been felt at the ticket office as Texas Tech has roughly 1,000 tickets remaining as of Monday morning. If the game ultimately reaches sellout status, it will mark the sixth time in series history where at least 60,000 fans have packed Jones AT&T Stadium for the annual matchup with the Longhorns.

RED RAIDERS IN BIG 12 CONFERENCE OPENERS

- Texas Tech enters this weekend with a 14-12 all-time record in Big 12 openers. The Red Raiders have dropped each of their last three Big 12 openers after falling at Oklahoma in 2019 and then versus Texas in each of the last two years.
- This will be the sixth time in school history and the third time in as many years where the Red Raiders have kicked off league play against the Longhorns as Texas is a perfect 5-0 in those games with wins in 2001, 2009, 2010, 2020 and 2021. Texas was ranked among the top-10 teams nationally entering four of those five games with the lone exception being the 2021 contest in Austin.
- This will be the fifth time in the past six seasons and the 13th time overall that the Red Raiders will kick off league play with a top-25 opponent. Texas Tech is 3-9 in those games historically with wins at No. 23 Texas A&M in 2002, No. 24 TCU in 2013 and No. 15 Oklahoma State in 2018.
- Over its 26 Big 12 openers all-time, Texas Tech has only started its league slate at home nine times previously, going 5-4 in those games. Texas Tech has dropped each of its last two Big 12 openers at home, falling to No. 8 Texas in 2020 and No. 15 Oklahoma State in 2017. The Red Raiders' last win at home in a Big 12 opener came in 2016 with a 55-19 rout of Kansas.

TEXAS TECH, TEXAS CONNECTIONS

- This weekend's matchup will pit Texas Tech tight ends coach **Josh Cochran** against his alma mater. Cochran, who was a student assistant coach for the Longhorns under Charlie Strong in 2014, was a three-year letterwinner for Texas from 2011-13, making 23 starts on the offensive line where he was a Freshman All-American in 2011.
- Texas Tech passing game coordinator **Marcel Yates** will recognize several faces on the Texas sideline this weekend dating back to his time as an assistant at Boise State. Yates, who spent nine years as an assistant with the Broncos (2003-11) and two more as defensive coordinator (2014-15), worked along Texas defensive coordinator Pete Kwiatkowski as position coaches from 2006-09 before Kwiatkowski became defensive coordinator in 2010. Yates ultimately replace Kwiatkowski as Boise State's defensive coordinator in 2014 following two seasons (2011-12) as the co-defensive coordinator at Texas A&M.

STATISTICAL MATCHUP: TEXAS TECH vs. TEXAS

CATEGORY	TECH	NCAA	BIG 12	UT	NCAA	BIG 12
Scoring Offense	36.7	45th	8th	37.2	41st	7th
Total Offense	475.2	36th	5th	404.3	80th	9th
Rushing Offense	101.7	115th	10th	170.3	62nd	7th
Passing Offense	373.7	4th	1st	234.0	84th	7th
Passing Efficiency	143.38	60th	9th	145.2	57th	8th
Time of Possession	28:44	90th	6th	26:19	114th	8th
Scoring Defense	22.3	55th	7th	16.7	32nd	6th
Total Defense	293.7	28th	4th	347.0	53rd	8th
Rushing Defense	82.7	18th	2nd	130.7	61st	9th
Passing Defense	211.0	62nd	6th	216.3	68th	7th
Passing Efficiency Defense	123.4	62nd	6th	123.64	63rd	7th
QB Sacks Per Game	2.67	27th	4th	2.00	64th	7th
Tackles for Loss	8.0	20th	3rd	6.3	46th	5th
Net Punting	40.93	48th	4th	40.55	54th	5th
Punt Returns	7.0	77th	8th	7.86	65th	7th
Kickoff Returns	23.50	34th	2nd	19.00	81st	5th
Turnover Margin	-1.67	123rd	10th	0.33	47th	6th

BIG 12 CONFERENCE OPENERS ALL-TIME

(Overall: 14-12 | Home: 5-4 | Road: 9-8)

Year	Opponent	Result
2021	at Texas	L, 35-70
2020	No. 8 Texas	L, 56-63 (OT)
2019	at No. 6 Oklahoma	L, 16-55
2018	at No. 15 Oklahoma State	W, 41-17
2017	No. 15 Oklahoma State	L, 34-41
2016	Kansas	W, 55-19
2015	No. 3 TCU	L, 52-55
2014	at No. 24 Oklahoma State	L, 35-45
2013	No. 24 TCU	W, 20-10
2012	at Iowa State	W, 24-13
2011	at Kansas	W, 45-34
2010	No. 4 Texas	L, 14-24
2009	at No. 2 Texas	L, 24-34
2008	at Kansas State	W, 58-28
2007	at Oklahoma State	L, 45-49
2006	at Texas A&M	W, 31-27
2005	Kansas	W, 30-17
2004	at Kansas	W, 31-30
2003	Texas A&M	W, 59-28
2002	at No. 23 Texas A&M	W, 48-47 (OT)
2001	at No. 5 Texas	L, 7-42
2000	at Texas A&M	L, 15-33
1999	Texas A&M	W, 21-19
1998	at Iowa State	W, 31-24
1997	at Baylor	W, 35-14
1996	at No. 21 Kansas State	L, 14-21

■ In addition to Kwiatkowski, those Boise State staffs featured Texas co-defensive coordinator and inside linebackers coach Jeff Choate, who served as special teams coordinator and a position coach from 2006-11.

■ Both Yates and defensive coordinator **Tim DeRuyter** both worked alongside Texas director of football performance Torre Becton at Cal. DeRuyter and Becton were on staff together for four-straight seasons from 2017-20, while Yates joined the Bears for only one season in 2020.

■ Texas Tech also has one former Longhorn on its roster in senior defensive back **Tyler Owens**, who saw action in 27 games with one start over three years in Austin. Owens totaled 12 tackles during his Texas tenure to go along with a punt block, which, ironically, came against the Red Raiders as part of a back-and-forth 2020 contest in Lubbock. Owens has now blocked a punt in two of his three career games at Jones AT&T Stadium after getting his hands on one in the season opener versus Murray State.

TEXAS TECH AGAINST RANKED OPPONENTS

■ By this point in the season, the Red Raiders are more than familiar with top-25 opponents as Texas will mark Texas Tech's third already this year. The Red Raiders are 1-1 in those games thus far after edging then-No. 25 Houston, 33-30, in double overtime two weeks ago and then falling at No. 16/12 N.C. State, 27-14, this past weekend. The victory over Houston marked Texas Tech's first win over a ranked opponent since early in the 2019 campaign when the Red Raiders surprised No. 21 Oklahoma State with a 45-35 victory inside Jones AT&T Stadium.

■ Texas Tech is looking to record multiple victories over top-25 teams for the first time since 2012 this weekend as the Red Raiders previously topped No. 4 West Virginia and No. 21 TCU that season.

■ A victory over Texas this weekend would also mark the first time in program history where Texas Tech has knocked off multiple ranked opponents in the first four games of a season. In its history, Texas Tech has started off only one other season with three of its first four games against ranked opponents as the Red Raiders last did so in 1978 against the likes of No. 9 Southern Cal, No. 6 Texas and No. 7 Texas A&M.

■ The victory over Houston marked Texas Tech's first win over a ranked non-conference opponent since defeating No. 20 Arizona, 24-14, at home to start the 1989 season. It snapped a streak of 13-consecutive regular season losses against ranked non-conference foes. The Cougars represented the first top-25 non-conference opponent to fall on the Red Raiders' schedule since Texas Tech fell at No. 17 Houston, 29-28, early in the 2009 season.

■ With its win over Houston, Texas Tech has now knocked off at least one ranked opponent in 10 of the past 16 seasons. Texas Tech failed to record a top-25 win over a four-year stretch from 2014-17 and has since notched at least one victory over a ranked foe in three of the past five seasons.

■ For **Joey McGuire**, he became only the second head coach in program history to defeat a top-25 team in his first game against a ranked opponent. He joins **Kliff Kingsbury** as the only other head coach to do so after the Red Raiders edged No. 24 TCU, 20-10, in what was only the third game of Kingsbury's tenure in 2013. To date, Kingsbury and **JT King** (1961) are the only two head coaches in program history to record multiple wins against ranked opponents in their debut season. Kingsbury also topped No. 16 Arizona State in the Holiday Bowl to wrap the 2013 season, while King led the Red Raiders to victories over No. 21 TCU and No. 23 Baylor in 1961.

TEXAS TECH CAREER NOTABLES AGAINST THE LONGHORNS

■ **Donovan Smith** saw the most-significant action of his career in the 2021 meeting against Texas as he came off the bench to rush twice for six yards and a touchdown. Smith, who had limited action the week prior against Florida International, found the end zone on Texas Tech's final touchdown of the afternoon, which came via a one-yard scamper with 6:40 remaining in the game.

■ Prior to his first 100-yard outing earlier this season versus Murray State, **Loic Founonji**'s best performance of his career likely came a year ago at Texas as the then-sophomore hauled in two passes for 78 yards, which included a 69-yard touchdown strike from Henry Colomby midway through the third quarter. It was only the second touchdown of Founonji's career to that point as he set a career-high for receiving yards that have since been broken.

■ If **Adrian Frye** is able to return this weekend, it will mark his fifth career outing against the Longhorns, which leads the team. Frye has totaled 18 tackles and three pass breakups over his career versus Texas, including six stops in last year's contest.

■ **Austin McNamara** has had several memorable performances in the punting game against Texas as he is averaging 48.1 yards per attempt off 11 attempts the past three seasons, considerably higher than his already impressive 46.1 career average.

■ **Dadrion Taylor-Demerson** recorded the first interception of his career against Texas a year ago to go along with five stops and two pass breakups. Taylor-Demerson added two more interceptions later in Big 12 play to lead the Red Raiders with three on the season.

■ **SaRodorick Thompson** might be the most-experienced Red Raider against Texas besides Frye as he has totaled 16 carries each of the last three meetings versus the Longhorns, resulting in 244 rushing yards and three touchdowns. Thompson carried for 86 yards and a score in the 2019 meeting between the two teams before breaking loose for 104 yards in 2020, which featured a 75-yard touchdown scamper late in the fourth quarter. It was the third of five career 100-yard games now for Thompson, who added 54 rushing yards on the ground a year ago against Texas. He's also caught seven passes for 26 yards over his three career games as well.

■ **Tyree Wilson** has recorded a sack in each of his two career meetings against Texas as he has five tackles overall and a quarterback hurry. The 2020 meeting versus Texas marked Wilson's debut as a Red Raider after missing the season opener against Houston Baptist.

CRABTREE RETURNS TO LUBBOCK FOR CFB HALL OF FAME CAMPUS SALUTE

■ **Michael Crabtree** will return to Lubbock this weekend as part of the National Football Foundation and College Football Hall of Fame On-Campus Salutes, which will recognize his upcoming induction into the most storied body of college football greats. Crabtree will be honored during Saturday's game with a Hall of Fame plaque that will remain on permanent display at Texas Tech to honor his induction. The NFF began its On-Campus Salutes with its inaugural class in 1951, a tradition that continues today.

■ Crabtree, a two-time Biletnikoff Award winner and recent inductee into the Texas Tech Ring of Honor, will become the sixth Red Raider in program history to be inducted into the College Football Hall of Fame when he is enshrined Dec. 6 in Las Vegas. Crabtree was selected in only his first year as a nominee following a national vote by the National Football Foundation.

■ Crabtree will join a prestigious group of fellow Red Raiders already in the College Football Hall of Fame, a list consisting of **E.J. Holub** (inducted in 1986), **Donny Anderson** (1989 class), **Dave Parks** (2008 class), **Gabe Rivera** (2012 class) and **Zach Thomas** (2015 class).


MEMORABLE TOP-25 WINS

(Texas Tech wins over top-25 foes since 2002)

Year	Opponent	Result
2002	at #23 Texas A&M	W, 48-47 (OT)
2002	#3 Texas	W, 42-38
2004	#23 Oklahoma State	W, 31-15
2004	vs. #4 Cal	W, 45-31
2005	#25 Oklahoma	W, 23-21
2007	#3 Oklahoma	W, 34-27
2008	#1 Texas	W, 39-33
2008	#8 Oklahoma State	W, 56-20
2009	at #15 Nebraska	W, 31-10
2010	#14 Missouri	W, 24-17
2011	at #1 Oklahoma	W, 41-38
2012	#4 West Virginia	W, 49-14
2012	at #21 TCU	W, 56-53 (3OT)
2013	#24 TCU	W, 20-10
2013	vs. #16 Arizona State*	W, 37-23
2018	at #15 Oklahoma State	W, 41-17
2019	#21 Oklahoma State	W, 45-35
2022	#25 Houston	W, 33-30 (2OT)

* indicates bowl game

ON THIS DATE...



TEXAS TECH 35, NEVADA 34

Date: Sept. 24, 2011

Location: Lubbock, Texas | Attendance: 55,664

Recap: Texas Tech overcame a 14-point second half deficit with a four-yard touchdown pass from Seth Doege to Eric Ward with only 44 seconds remaining in regulation. The win marked the fifth-straight for the Red Raiders on the Sept. 24 date.

TEXAS TECH ALL-TIME ON SEPT. 24

Year	Opponent	Result
2011	Nevada	W, 35-34
2005	Indiana State	W, 63-7
1994	SMU	W, 35-7
1988	Baylor	W, 36-6
1983	at Baylor	W, 26-11
1977	#6 Texas A&M	L, 17-33
1966	Texas	L, 21-31
1960	at Texas A&M	T, 14-14
1955	TCU	L, 0-32
1949	at Texas A&M	L, 7-26
1943	at Oklahoma State	L, 13-21
1938	Wyoming	W, 39-0
1932	Texas A&M	L, 0-7
1927	Panhandle State	W, 62-0

THE LAST MEETING...



TEXAS 70, TEXAS TECH 35

Date: Sept. 25, 2021

Location: Austin, Texas | Attendance: 98,389

Recap: Texas jumped out to a three-touchdown lead in the first half and didn't look back en route to its fourth-consecutive win in the series with Texas Tech. Henry Colomby came off the bench to complete 17-of-23 passes for 324 yards and a touchdown, finding Kaylon Geiger Sr. five times for 100 yards in the loss. Colomby replaced Tyler Shough who was injured early in the first half.

RUSHING: Texas Tech-Thompson, S. 16-54; Townsend, C. 2-30; White, Xavier 7-20; Price, Myles 1-9; Shough, Tyler 1-6; Smith, Donovan 2-6; Colomby, Henry 4-3. Texas-Robinson, Bijan 18-137; Johnson, Roschon 13-64; Brooks, Jonathon 7-47; Robinson, Keilan 4-42; Thompson, Casey 7-29; Card, Hudson 1-13; Watson, Gabe 2-4.

PASSING: Texas Tech-Colomby, Henry 17-23-1-324; Shough, Tyler 9-11-1-68. Texas-Thompson, Casey 18-23-1-303.

RECEIVING: Texas Tech-Ezukanna, Erik 7-56; Geiger, Kaylon 5-100; Price, Myles 5-75; Rigdon, Dalton 3-47; Founonji, Loic 2-81; Cleveland, Trey 2-18; Tharp, Mason 1-7; Teeter, Henry 1-7; White, Xavier 1-4. Texas-Worthy, Xavier 5-100; Whittington, Jor 5-93; Moore, Joshua 3-24; Robinson, Bijan 2-54; Brewer, Cade 2-10; Washington, Marc 1-22.

PRESEASON HONORS

TAHJ BROOKS (RB)

Phil Steele Preseason All-Big 12 Third Team

BAYLOR CUPP (TE)

John Mackey Award Watch List

Phil Steele Preseason All-Big 12 Second Team

ADRAIN FRYE (DB)

Reese's Senior Bowl Watch List

JAYLON HUTCHINGS (DT)

Phil Steele Preseason All-Big 12 Third Team

AUSTIN MCNAMARA (P)

Ray Guy Award Watch List

Phil Steele Preseason All-Big 12 Second Team

KRISHON MERRIWEATHER (LB)

Phil Steele Preseason All-Big 12 Second Team

REGGIE PEARSON JR. (DB)

Reese's Senior Bowl Watch List

MYLES PRICE (WR)

Paul Hornung Award Watch List

Phil Steele Preseason All-Big 12 Third Team

CALEB ROGERS (OL)

Phil Steele Preseason All-Big 12 Fourth Team

TYLER SHOUGH (QB)

Johnny Unitas Award Watch List

Reese's Senior Bowl Watch List

COLE SPENCER (OL)

Outland Trophy Watch List

Phil Steele Preseason All-Big 12 Fourth Team

RAYSHAD WILLIAMS (DB)

Phil Steele Preseason All-Big 12 Second Team

DADRION TAYLOR-DEMERSON (DB)

Phil Steele Preseason All-Big 12 Second Team

MARQUIS WATERS (DB)

Phil Steele Preseason All-Big 12 Fourth Team

RAYSHAD WILLIAMS (DB)

Phil Steele Preseason All-Big 12 Second Team

TYREE WILSON (OLB)

Reese's Senior Bowl Watch List

Chuck Bednarik Award Watch List

Phil Steele Preseason All-Big 12 Fourth Team

INJURY REPORT

SEPT. 19 UPDATE

OUT VS TEXAS

DB #7 Adrian Frye
RB #0 Cam'Ron Valdez
LB #48 Derrick Lewis II

QUESTIONABLE VS TEXAS

LB #11 Dimitri Moore

OUT FOR SEASON

OL #74 Cole Spencer, *announced Sept. 5*
WR #15 Cam Cantrell, *announced Aug. 29*
LB #33 Matthew Young, *announced Aug. 29*
LB #34 Bryce Robinson, *announced Aug. 29*
DL #93 Trevon McAlpine, *announced Aug. 29*

A \$200 MILLION INVESTMENT


■ Texas Tech announced its largest investment into the Red Raider football program to date in July as the athletics department unveiled plans for an approximate \$200 million facilities project to construct a new south end zone building to Jones AT&T Stadium, which will connect to the new Dustin R. Womble Football Center. The newly-constructed facilities will include over 300,000 combined square feet and blend world-class modern design and technology elements with Spanish architecture well known to Texas Tech supporters.

■ Texas Tech will relocate its coaches' offices to the third floor of the south end zone, which will overlook Cody Campbell Field at Jones AT&T Stadium and connect to both the Womble Football Center and the Sports Performance Center through a skybridge. Plans are for the Womble Football Center to be constructed on the same land that currently occupies the present Football Training Facility, featuring two stories in height as well as the expansion to Sixth Street to further increase the overall square footage of the facility.

■ Texas Tech will maintain its football strength and conditioning, sports medicine and equipment areas on the main level of the Womble Football Center as part of the new layout. The second floor will connect to the skybridge, housing many of the football program's meeting spaces, including individual position rooms and the Spike Dykes Team Meeting Room. This floor will also feature a revolutionary 6,000-plus square foot multi-purpose walkthrough area designed to allow for large-scale indoor team strategy implementation, instruction and technique evaluation.

■ Between the south end zone project and the Womble Football Center, the two facilities will contain space for both recruiting and players' lounges, a new player locker room, a television studio for gameday and social media content as well as a significant investment into technology through digital signage and displays.

■ The project is slated for groundbreaking immediately following the 2022 football season in anticipation of opening in 2024.



RANDOM TIDBITS HEADING INTO CONFERENCE PLAY

■ Texas Tech improved to 8-7 all-time in overtime games with its victory over No. 25 Houston. The win snapped a three-game losing streak in overtime contests as the Red Raiders' last overtime win came in 2016 with a 27-24 victory at TCU. Like **Donovan Smith**, Texas Tech also capitalized on the quarterback scramble in that win as **Patrick Mahomes II** found the end zone from 15 yards out in the first overtime, which was followed by a **Clayton Hatfield** 37-yard field goal to win it a period later.

■ Texas Tech was previously 2-3 all-time in overtime games against ranked foes after edging No. 23 Texas A&M, 48-47, in a memorable victory in 2002 and then No. 21 TCU, 56-53, in 2012. The Red Raiders had gone to overtime in two of the last three seasons previously, falling at No. 22 Baylor and against No. 8 Texas in 2020.

■ The victory over Houston marked its fifth-straight in the series and its 10th in the last 11 meetings between the two future Big 12 Conference members. That five-game winning streak matches the longest all-time in the series.

■ One of the key components of **Joey's McGuire's** official "Plan to Win" at Texas Tech is for the Red Raiders to win the middle eight minutes (last four of second half, first four of third quarter). Thus far, the Red Raiders are outscoring opponents 28-7 during that time thanks in part to three touchdowns just before halftime.

RED RAIDERS IN MIDST OF CHALLENGING START

■ The start to the **Joey McGuire** era has not been an easy one for the Red Raiders, who are in the midst of three-straight ranked opponents. Texas Tech started that stretch with a victory over No. 25 Houston and followed with a loss at No. 16/12 N.C. State. It continues this Saturday with No. 22/19 Texas (AP/AFCA polls).

■ Texas Tech was one of only four power-five conference schools that were slated to face at least two non-conference opponents ranked in the preseason Associated Press top 25. That list also includes Pac-12 programs Oregon and Stanford along with the SEC's Arkansas.

■ There is just one power-five program, Mississippi State, that had more preseason AP top-25 teams on its season schedule than Texas Tech with six. The Red Raiders' non-conference schedule pit them against five AP top-25 ranked opponents as Texas Tech is one of 10 power-five teams that was faced with that type of 2022 schedule (Georgia Tech, Louisville, North Carolina, Syracuse, Stanford, Arkansas, Auburn, South Carolina and Vanderbilt).

■ Since both Houston and N.C. State remained in the top-25 polls prior their matchups with the Red Raiders, it marked the first time since 2002 that Texas Tech has faced multiple ranked non-conference opponents in a season. The Red Raiders previously started the 2002 campaign at No. 12 Ohio State before traveling later to face No. 16 N.C. State in the fourth week of the season. It was only the sixth time the Red Raiders have faced multiple ranked non-conference opponents in a regular season since joining the Southwest Conference in 1960. Texas Tech also faced multiple ranked non-conference teams in 1994 (No. 1 Nebraska, No. 21 Oklahoma), 1992 (No. 15 Oklahoma, No. 25 N.C. State), 1990 (No. 18 Ohio State, No. 8 Miami) and 1975 (No. 15 Oklahoma State, No. 13 Arizona).

■ In addition to both Houston and N.C. State, the Red Raiders will open Big 12 play against Texas, which is ranked No. 19 in the AFCA coaches poll and is at No. 22 in the AP poll. In its history, Texas Tech has started off only one other season with three of its first four games against ranked opponents as the Red Raiders last did so in 1978 against the likes of No. 9 Southern Cal, No. 6 Texas and No. 7 Texas A&M. Tech dropped all three of those games, falling 17-9 at Southern Cal and then 24-7 at home to Texas and 38-9 in College Station to the Aggies. The Red Raiders recovered, though, to win their next six games as part of a 7-4 season under **Rex Dockery**.

MORE ON THE SCHEDULE...

■ Texas Tech will host seven games in 2022, the most in a single season since 2009. In the previous 97 seasons of football, the Red Raiders have hosted seven or more games 12 times. Tech is a combined 66-21-1 in those 12 seasons.

■ The Red Raiders' first two games in 2022 will be at home and three of its first four games will be played at home - each in September. It will be the first time Texas Tech has hosted three September contests since 2018.

MCGUIRE ERA KICKS OFF WITH CHALLENGING START

(Power-five teams with multiple games scheduled against ranked non-conference foes in preseason polls.)

School (Conference)	Opponent	Opponent
Texas Tech (Big 12)	Houston (24)	N.C. State (13)
Stanford (Pac-12)	Notre Dame (5)	BYU (25)
Oregon (Pac-12)	Georgia (3)	BYU (25)
Arkansas (SEC)	Cincinnati (23)	BYU (25)

All rankings based on AP top 25 preseason poll (Aug. 15)

MOST CHALLENGING SCHEDULES ALL-TIME

(Most games against top-25 teams in a season at Tech)

Year(s)	No. of Games
2002	7
2011, 2012, 2022	6
10 Different Years	5

Rankings based on both AP and coaches poll at time of the game.

- Before the two become league mates, Texas Tech and Houston closed a four-game series against each other with the Cougars' trip to Lubbock in week two. The Red Raiders have now won 10 of the past 11 meetings against the Cougars. It marked the sixth meeting between the former Southwest Conference foes since the league folded after the 1995 season (the Red Raiders are 5-1 against Houston during that time).
- The Red Raiders traveled to N.C. State on Sept. 17 for the first meeting of a home and home series (2022-A, 2027-H).
- The Red Raiders will be tested with back-to-back road games only once during the 2022 season with a trip to Kansas State on Oct. 1 and then Oklahoma State on Oct. 8.
- The Red Raiders' Nov. 19 game against Iowa State this season will be the third November pairing in Ames in the history of the series. The first was November matchup was Nov. 22, 2014 - kickoff temperature was 54 degrees at the 2:35 p.m. kickoff - which was a 34-31 win for Texas Tech. The second was Nov. 19, 2016 - kickoff temperature was 38 degrees with a 32 degree wind chill for the 2:35 p.m. kickoff - which was a 66-10 loss.
- Home for Thanksgiving weekend: Turkey Day will be celebrated with a home game this season for the first time since 2010 when the Red Raiders welcomed Houston. Texas Tech has not hosted a Thanksgiving weekend game at home against a conference opponent since 2008 when the Red Raiders, edged Baylor, 35-28. This year's opponent for the weekend will be Oklahoma (Nov. 26).
- Texas Tech closes the 2022 regular season at home versus Oklahoma on Nov. 26. The Red Raiders will be seeking their first victory over the Sooners since defeating the then-No. 1 team, 41-38, in 2011. Soon-there-after the much anticipated project on the South End Zone renovation will commence.
- Due to the addition of several new conference members set to join in September, the 2022 season marks the final season the Big 12 will play the format of seeing all of its conference mates in the same season. The format began in 2012 during the conference's first season as a 10-member league.

NEW YEAR, NEW NUMBER

- There will be a few Red Raiders debuting new jersey numbers when Texas Tech takes the field Saturday against Murray State. To the right is a listing of 16 different Red Raiders who have changed jersey numbers in the offseason.

MINOR HOLDS ON TO COVETED NO. 3 JERSEY

- Prior to preseason camp, **Joey McGuire** declared the No. 3 jersey will be the most coveted number on the Red Raider roster. The reason being is that it'll honor the late Luke Siegel, who passed away in August 2021 at only the age of 15. Siegel, the son of former Texas Tech tennis coach Tim Siegel, suffered a traumatic brain injury in a golf accident when he was nine but continued to fight as part of his recovery that generated widespread national attention. The No. 3 represented Luke's favorite number.
- After more than 20 preseason practices, McGuire declared the winner was the same Red Raider who wore the number at the start of camp - sophomore defensive back **Kobee Minor**. Minor, who enters his third season as a Red Raider this fall, solidified his spot in the two-deep with a strong preseason camp as he entered the season opener against Murray State as the backup to Adrian Frye at cornerback. He switched to the No. 3 jersey starting with his 2021 redshirt freshman season.
- As part of his announcement, McGuire praised Minor's performance during preseason camp, saying the following: "We were very honest with Kobee this summer and said 'you're going to have to fight to keep that number' and that's what he did. That type of fight defined Luke Siegel, so, in a way, it's almost perfect that Kobee honors his memory this season. I'm very proud of Kobee and what he's done to make this team better."

DEGREES IN HAND

- Texas Tech will enter the 2022 season with 20 student-athletes who are current college graduates, including 10 who earned their undergraduate degrees in Lubbock. The list of Tech graduates includes **Tony Bradford Jr.** (Sociology), **Patrick Curley** (Mechanical Engineering), **Kosi Eldridge** (University Studies), **Adrian Frye** (Sport Management), **Jaylon Hutchings** (Kinesiology), **Krishon Merriweather** (University Studies), **Gabe Oladipo** (University Studies), **Xavier White** (University Studies), **Tyree Wilson** (University Studies) and **Weston Wright** (General Studies).
- In addition, 10 other Red Raiders transferred to Texas Tech after earning their degrees at various other universities. That list features **Keyon Blankenbaker** (American Studies; Wyoming), **Myles Cole** (Kinesiology; Louisiana-Monroe), **Dimitri Moore** (Cinema and Media Arts; Vanderbilt), **Vidal Scott Jr.** (Health Studies; Arkansas State), **Tyler Shough** (General Social Science; Oregon), **Cole Spencer** (Masters of Business Administration; Western Kentucky), **Chadarius Townsend** (Human Environmental Science; Alabama), **Marquis Waters** (Sociology; Duke), **Matthew Young** (Business Marketing; New Mexico State).
- Townsend, in addition to his undergraduate degree from Alabama, obtained his master's of science from Texas Tech this past year in interdisciplinary studies with a concentration in essentials of business, educational leadership and sport management.

PLENTY OF EXCITEMENT FOR MCGUIRE ERA

- The excitement over **Joey McGuire's** hire has been felt across Texas Tech Athletics since last November as the athletics department has seen significant increases in ticket sales heading into the season opener. As of Sunday, Texas Tech boasts more than 7,000 new season ticket holders this year, pushing its total to more than 28,000, which ranks in the top 10 all-time in school history.
- In addition to the rise in ticket sales, McGuire experienced sold out crowds throughout the state of Texas as part of the Red Raider Club Wreck'Em Tour. McGuire, who spoke to more than 50 groups since his hire this past year, sold out events in Dallas, Fort Worth, Midland, Abilene, San Antonio and Houston as part of the tour to greet donors and supporters throughout the state. Texas Tech also benefited from sold out crowds in Lubbock with more than 1,300 fans who attended the Red Raider Club Kickoff Luncheon prior to the season.
- The hype is real: Game one of the **Joey McGuire** era marked the largest home opening crowd (58,823) since 2016 when Texas Tech hosted Stephen F. Austin (60,097). The attendance mark against Murray State ranked just outside the top-10 all-time in Jones At&T Stadium history.


OH BROTHER

- Texas Tech will have a pair of brothers on its team this year in super senior linebacker **Dimitri Moore** and true freshman defensive back **Jalon Peoples**. The pair, who previously starred at Cedar Hill High School where Joey McGuire was once the head coach, are the first set of brothers to appear on the Red Raider roster since **Tony** and **Alfredo Morales** were both members of the offensive line in 2015.

RECORD BREAKDOWN

	2022	Big 12
Overall	2-1	0-0
at Jones AT&T Stadium	2-0	0-0
in Away Games	0-1	0-0
Day Games	1-0	0-0
Night Games (6 p.m. start or later)	1-1	0-0
vs. Top 25 teams	1-1	0-0
vs. Top 10 teams	0-0	0-0
vs. Top 5 teams	0-0	0-0
vs. Top-Ranked Teams	0-0	0-0
TV games		
on FOX	0-0	0-0
on FS1	1-0	0-0
on FS2	0-0	0-0
on ESPN	0-0	0-0
on ABC	0-0	0-0
on ESPN2	0-1	0-0
on ESPNU	0-0	0-0
on Big 12 Now on ESPN+	1-0	0-0
Scoring first	2-0	0-0
Opponents score first	0-1	0-0
Leading at halftime	2-0	0-0
Trailing at halftime	0-1	0-0
Tied at halftime	0-0	0-0
Leading after third quarter	2-0	0-0
Trailing after third quarter	0-1	0-0
Tied after third quarter	0-0	0-0
Overtime games	1-0	0-0
Scoring less than 20 points	0-1	0-0
Scoring 20-29 points	0-0	0-0
Scoring 30-39 points	1-0	0-0
Scoring 40-49 points	0-0	0-0
Scoring 50+ points	1-0	0-0
Allowing less than 20 points	1-0	0-0
Allowing 20-29 points	0-1	0-0
Allowing 30-39 points	1-0	0-0
Allowing 40+ points	0-0	0-0
Totaling 300-399 yards of total offense	0-1	0-0
Totaling 400-499 yards of total offense	1-0	0-0
Totaling 500-599 yards of total offense	0-0	0-0
Totaling 600+ yards total offense	1-0	0-0
Rushing for less than 100 yards	0-1	0-0
Rushing for 150+ yards	0-0	0-0
Passing for less than 300 yards	0-1	0-0
Passing for 300-399 yards	1-0	0-0
Passing for 400-499 yards	1-0	0-0
Passing for 500+ yards	0-0	0-0
Allowing less than 300 yards total offense	1-1	0-0
Allowing 300-399 yards total offense	1-0	0-0
Allowing 400-499 yards of total offense	0-0	0-0
Allowing 500+ yards of total offense	0-0	0-0
Allowing less than 100 yards rushing	2-0	0-0
Allowing 100-199 yards rushing	0-1	0-0
Allowing 200+ yds rushing	0-0	0-0
Allowing less than 200 yards passing	0-1	0-0
Allowing 200-299 yards passing	2-0	0-0
Allowing 300-399 yards passing	0-0	0-0
Allowing 400+ yards passing	0-0	0-0
Leading turnover margin	0-0	0-0
Trailing turnover margin	2-1	0-0
Tied in turnover margin	0-0	0-0
Having 0 takeaways	1-0	0-0
Having 1-2 takeaways	1-1	0-0
Having 3 or more takeaways	0-0	0-0
Having 0 turnovers	0-0	0-0
Having 1-2 turnovers	1-0	0-0
Having 3 or more turnovers	1-1	0-0
Leading in time of possession	1-0	0-0
When trailing in time of possession	1-1	0-0

HOMETOWN PRIDE



Texas Tech will recognize the hometowns of every student-athlete on its roster this season with a special decal on the back of each gameday helmet. The decal will feature a throwback Masked Rider logo with the area code associated with each student-athlete's hometown as part of a new initiative under head coach Joey McGuire in his first season.

JONES AT&T STADIUM

STADIUM QUICK FACTS

First Game	Nov. 29, 1947
Result	Tech 14, Hardin Simmons 6
First Game on Artificial Turf	Sept. 12, 1970
Result	Tech 21, Tulane 14
First Game on FieldTurf	Sept. 2, 2006
Result	Tech 35, SMU 3
All-Time Stadium Record	268-150-6
Capacity	60,454
Surface	FieldTurf
Year of Instillation	2017
Luxury Suites	85
Club Seats	1,644
Winning Seasons	60

HOME RECORDS

Most Points in Season	367 (2005)
Fewest Points in Season	20 (1928)
Most Points (Game)	120 vs. Wayland (1925)
Most Points Since 1950	80 vs. Sam Houston St. (2005)
Most Opponent Points	70, vs. Oklahoma St. (2015)
Most Combined Points	125 (OU 66, Tech 59, 2016)
Largest Margin of Victory	120, vs. Wayland (1925)
Largest Margin of Victory (Since 1950)	77-0, vs. Lamar (2018)
Home Wins in a Season	7 (1965, 2005, 2008)
Home Losses in a Season	5 (1944*, 1950)
Longest Home Winning Streak	13 Games (1939-42)*
Longest Home Losing Streak	6 Games (1943-44)*
Average Home Attendance	58,934 (2014)
Average Home Student Attendance	11,249 (2013)

* indicates time period before Jones AT&T Stadium

LARGEST CROWDS IN HISTORY

Attend	Game	Season
61,836	Tech vs. Oklahoma State	2013
61,283	Tech vs. Oklahoma State	2015
60,997	Tech vs. Texas State	2013
60,961	Tech vs. Texas	2014
60,901	Tech vs. Oklahoma State	2017
60,879	Tech vs. Texas	2012
60,803	Tech vs. Texas	2016
60,800	Tech vs. Oklahoma	2012
60,778	Tech vs. Central Arkansas	2014
60,478	Tech vs. Oklahoma	2016
60,454	Tech vs. Oklahoma	2018
60,454	Tech vs. Texas	2018
60,454	Tech vs. Texas	2010
60,454	Tech vs. Oklahoma State	2010
60,277	Tech vs. Arkansas	2014
60,097	Tech vs. Stephen F. Austin	2016
60,073	Tech vs. Sam Houston State	2015
59,260	Tech vs. Iowa State	2011
59,014	Tech vs. Oklahoma	2014
58,955	Tech vs. New Mexico	2012

WHAT RETURNS FOR THE RED RAIDERS

- While there are several new faces on both sides of the ball, the Red Raiders still return 10 starters on both sides of the ball (4 offensive, 6 defensive), a list highlighted by offensive lineman Weston Wright, who leads the team with 32 career starts as a Red Raider. The list of starters returning also features fellow offensive lineman **Caleb Rogers** (17 career starts), running back **SaRodorick Thompson** (24 career starts), wide receiver **Myles Price** (13 career starts), outside linebacker **Tyree Wilson** (19 career starts), defensive lineman **Jaylon Hutchings** (34 career starts), linebacker **Krishon Merriweather** (16 career starts) and defensive backs **Reggie Pearson Jr.** (11 career starts), **Rayshad Williams** (13 career starts) and **Dadrion Taylor-Demerson** (13 career starts).
- That list does not include two of Texas Tech's quarterbacks, either, as **Tyler Shough** and **Donovan Smith** combined for eight starts between them. Departed quarterback Henry Columbi ended the year with the team high in starts at quarterback after being called upon five times overall.

SUPER SENIORS

- Any time a new head coach is introduced in this era of college football, many begin to wonder how that will impact the next year's roster in terms of transfers. For Texas Tech, the process worked in favor of **Joey McGuire** and his staff, who made it their first priority to acclimate themselves with members of the current roster. As a result, Texas Tech had six super seniors off last year's roster choose to return for one additional year of eligibility as afforded by the NCAA due to the 2020-shortened COVID-19 season. That list includes linebackers **Krishon Merriweather**, **Kosi Eldridge** and **Matthew Young**, wide receiver **Chadarius Townsend** and defensive backs **Adrian Frye** and **Marquis Waters**.
- McGuire and his staff were also able to add experienced depth to the roster through the transfer portal, signing the likes of five super seniors in linebacker **Dimitri Moore** (Vanderbilt/Missouri State), defensive back **Keyon Blankenbaker** (Wyoming), offensive lineman **Cole Spencer** (Western Kentucky) and defensive lineman **Vidal Scott Jr.** (Arkansas State). Spencer, in particular, arrived at Texas Tech with 44 starts over his career at Western Kentucky where he earned first team All-CUSA honors a year ago under now Texas Tech offensive coordinator **Zach Kittley** and offensive line coach **Stephen Hamby**.
- Texas Tech picked up its final super senior early in preseason camp as three-time Big 12 throws champion **Gabe Oladipo** joined the program. Oladipo, who holds the Texas Tech school records in both the hammer (211 feet) and weight throws (73'-7.25"), adds significant size to Texas Tech's defensive front, has recorded bench presses of 440 pounds and squad lifts of 875 pounds during his career.

MAHOMES SLATED TO ENTER RING OF HONOR

- Texas Tech great **Patrick Mahomes II** will become the eighth member of the prestigious Ring of Honor during the weekend the Red Raiders host Baylor. Mahomes was surprised with the announcement of his pending Ring of Honor induction on Aug. 20 following the Kansas City Chiefs' preseason win over the Washington Commanders. Texas Tech Director of Athletics **Kirby Hocutt** and President **Lawrence Schovanec** joined Mahomes on the field to unveil his upcoming enshrinement as part of a video presentation on the Arrowhead Stadium screens. Mahomes will be inducted into both the Texas Tech Hall of Fame and Ring of Honor following a unanimous vote of the Ring of Honor committee this summer. He will become the eighth member of the prestigious Ring of Honor, joining the likes of fellow greats such as **Donny Anderson** (2012), **E.J. Holub** (2012), **Dave Parks** (2012), **Gabe Rivera** (2014), **Zach Thomas** (2016), **Michael Crabtree** (2021) and **Elmer Tarbox** (2021).

NEW MASKED RIDER, HORSE MAKES DEBUT

- One of the best traditions in college football will have several new faces this season as Texas Tech will debut a new Masked Rider in Caroline Hobbs as well as a new horse. The horse's official name, Centennial Champion, was unveiled Friday, Sept. 2 through the Texas Tech spirit programs following a fan vote with proud corporate partner, United Supermarkets.
- This will be the fifth time in history where Texas Tech will debut a new Masked Rider, horse and head coach all in the same season as the occurrence also took place in 1961 with head coach **J.T. King**, horse Tech Beauty and rider Kelley Waggoner, 1978 with head coach **Rex Dockery**, horse Happy VI and rider Lee Puckitt, 1987 with head coach **Spike Dykes**, horse Midnight Rider and rider Kim Saunders and 2013 with head coach **Kliff Kingsbury**, horse Fearless Champion and rider Corey Waggoner.

JONES AT&T STADIUM HISTORY

- Jones AT&T Stadium, home of Red Raider Football since Nov. 29, 1947, is arguably one of the most electric gameday atmospheres in all of college football. Armed with 60,000-plus rabid fans, Dave Curtis of The Sporting News proclaimed in May of 2010 that Jones AT&T Stadium was the "best home field advantage in all of college football."
- Since 2003, Texas Tech has invested \$150 million into the facility with four major renovations, making Jones AT&T Stadium one of the best on-campus football facilities in the country. The renovations have included a \$52 million West Stadium Building, the \$34 million East Stadium Building and the \$16 million north end zone renovation.
- The stadium was officially renamed from Jones Stadium to Jones SBC Stadium in 2000 following major corporate gifts (in excess of \$25 million) from SBC Communications (now AT&T). The stadium was renamed again in 2006 to Jones AT&T Stadium after SBC Communications formally changed its name to AT&T. The "Jones" in Jones Stadium comes from former Texas Tech president Clifford B. Jones and his wife Aubrey. The stadium was named in their honor upon its opening in 1947.
- In addition to consistent renovations to Jones AT&T Stadium, Texas Tech unveiled the \$48 million Sports Performance Center in 2017. The facility includes the Petersen Family Indoor Football Practice Facility, an indoor track and field competition complex with seating for 1,500 fans, a strength and conditioning area, the Becky and Kelly Joy Nutrition Center and the PlainsCapital Bank Sports Medicine Center.
- Outside of the 2020 season where attendance was restricted to only 25 percent, Texas Tech has averaged more than 55,000 in all but two seasons (2019, 2021) since 2010 with a record mark of 58,934 fans during the 2014 campaign.

WHAT RETURNS FOR THE RED RAIDERS

(Statistical output returning based on category)

Category	Percentage
Rushing Yards	84.1%
Passing Yards	61.4%
Receiving Yards	45.6%
Scoring	53.3%
Total Offense	70.1%
All-Purpose Yards	61.5%
Tackles	53.5%
Tackles for Loss	67.2%
Sacks	75.0%
Interceptions	60.0%
Pass Breakups	50.9%
Forced Fumbles	50.0%
Fumble Recoveries	20.0%
Punt Return Yards	84.1%
Kickoff Return Yards	74.2%
Field Goals	0.0%
Punting Yards	100%





QB DONOVAN SMITH

MAN FOR THE THEATRICALS

- **Donovan Smith** is 3-3 as a starting quarterback and 2-1 in games played at Jones AT&T Stadium. In both wins, each came in a dramatic fashion that sent fellow classmates into a frenzy, rushing the field in celebration. The first win came via a 62-yard field goal as time expired versus Iowa State in 2021 and the latest was against Houston as Smith, himself, escaped pressure and scored a touchdown from nine-yards-out in the second overtime that won the game after the Cougars converted a field goal with their second overtime possession.
- Smith set career highs across the board in Texas Tech's win over Houston, snapping his previous career highs for completions (36), attempts (58) and passing yards (351) as well as a career-long run (27) in the win. It was the second 300-yard game of Smith's career as Texas Tech is now 2-0 in those games after defeating Iowa State a year ago.
- The ball was in Smith's hands often against the Cougars as he made 79 total offensive attempts with 58 passes and 21 rushes. It marked the second-most total offensive plays by a Red Raider dating back to 2000, trailing only the 100 attempts Patrick Mahomes II made on a record-setting night against Oklahoma in 2016.
- While Texas Tech quarterbacks have built quite the reputation for passing yards, it was Smith's legs that made an impact against Houston as he escaped for a 27-yard run late in regulation and then followed with the game-winning touchdown in double overtime. His 21 rushing attempts were the most by a Red Raider quarterback since **Zebbie Lethridge** had the same total in the 1996 season opener versus Kansas State, which was Tech's first as Big 12 members.

SMITH BACK IN STARTING ROLE AFTER STRONG END TO 2021

- Smith was named Texas Tech's starter prior to the Houston game after he came off the bench against Murray State and recorded one of the best performances of his still young career, helping the Red Raiders finish off a touchdown drive on his second play and then following with five-consecutive drives that found the end zone. Smith finished with 221 passing yards and a career-high four touchdowns in roughly a quarter and a half of action before he was replaced by **Behren Morton** on Texas Tech's drive that started at 7:56 in the third quarter. In that short time, Smith connected on three passes of at least 30 yards, all of which went for touchdowns. Smith found **Jerand Bradley** on a 30-yard scoring strike on the first play he entered the game, pushing Texas Tech's lead to 21-3 early in the second quarter.
- Smith previously became only the second Red Raider freshman in program history to be named a bowl MVP this past year after he completed 15-of-28 passes for 252 yards and a touchdown, while rushing five times for 30 yards and another score to lead Texas Tech past Mississippi State in the AutoZone Liberty Bowl. Smith joined current New York Giants quarterback **Davis Webb** with that honor as he previously was named the MVP of the 2013 Holiday Bowl as only a freshman.
- Smith's breakout game of the 2021 season came against Iowa State as he completed 25-of-32 passes for 322 passes for three touchdowns en route to pushing the Red Raiders to bowl eligibility for the 39th time in program history. He became the ninth Red Raider since 1999 to throw for at least 300 yards in his starting debut, joining a list that includes **Nic Shimonek**, **Davis Webb**, **Baker Mayfield**, **Steven Sheffield**, **Taylor Potts**, **Graham Harrell**, **Cody Hodges** and his one-time offensive coordinator **Sonny Cumbie**. Of that group, only Sheffield (2009 vs. Kansas State) and Webb (2013 versus Iowa State) were able to do so against Big 12 foes.
- Smith was the seventh Texas Tech freshman to make his first career start at quarterback during the Big 12 era, joining **Kliff Kingsbury** (1999), **Seth Doege** (2009), Mayfield (2013), Webb (2013), **Patrick Mahomes II** (2014) and **Alan Bowman** (2018). Among that group, Smith was the fifth quarterback to make his first career start against a Big 12 foe as Texas Tech is now 4-1 in those games.
- In addition to his arm, Smith is a true dual-threat option behind center, especially in the red zone. Smith, who head coach **Joey McGuire** had said would have packages created specifically for him each week during preseason camp, rushed for 154 yards and three touchdowns in 11 games a year ago, including 50 yards on 14 carries in Texas Tech's win over Iowa State.

THE DEEPEST QUARTERBACK ROOM IN THE COUNTRY

- After head coach **Joey McGuire** pushed the Red Raiders' quarterback battle from spring to preseason camp, he reminded offensive coordinator **Zach Kittley** that he'd likely never experience this type of talent in one single room possibly ever again in his career. Besides both Shough and Smith, the Red Raider quarterback room also features redshirt freshman **Behren Morton**, who was the highest-rated quarterback to ever sign with the Red Raiders after totaling more than 8,800 passing yards and 84 touchdowns in three seasons at Eastland High School. He was a consensus four-star prospect, ranking sixth nationally among pro-style quarterbacks. Morton grew up in Lubbock for part of his youth as his father was the head football coach at Monterey High School in Lubbock for 11 years.
- Morton isn't the only coaches' kid in the quarterback room as Smith's father, **DeAndre Smith**, spent the previous three seasons as Texas Tech's running backs coach before accepting the same position this offseason with the New York Giants in the NFL. Donovan Smith arrived at Texas Tech prior to the 2020 season out of nearby Frenship High School in the Lubbock area. He threw for more than 3,000 yards and 25 touchdowns as a senior after previously starring at Bishop Gorman High School in Las Vegas.
- Shough was named Texas Tech's starting quarterback coming out of preseason camp as the senior made his 12th start of his career against Murray State. Shough earned the job after a three-way competition between himself, sophomore **Donovan Smith** and redshirt freshman **Behren Morton**. Smith previously started the final four games of the 2021 season after Shough was injured, earning AutoZone Liberty Bowl MVP honors after leading the Red Raiders past Mississippi State.

SMITH BY THE NUMBERS...

CAREER STATS

PASSING	G	Cmp	Att	Int	Yds	TD	Lg	Pct	Avg/G	Effic.
2021	11	85	138	2	1,181	7	75	61.6	107.4	147.3
2022	3	71	110	5	785	7	54	64.5	261.7	136.4
Totals	14	156	248	7	1,966	14	75	62.9	140.4	142.5

CAREER 300+ YARD PASSING GAMES

Date	Pass Yards	Opponent
Nov. 13, 2021	322	Iowa State
Sept. 10, 2021	350	Houston

2021 GAME-BY-GAME STATS

Opponent	GP/GS	Cmp	Att	TD	INT	Yds	Lg	Run	Yds	TD	LG
FIU	1/0	0	0	0	0	0	0	0	0	0	0
at Texas	2/0	0	0	0	0	0	0	2	6	1	5
at WVU	3/0	0	0	0	0	0	0	2	14	0	11
TCU	4/0	0	0	0	0	0	0	0	0	0	0
at Kansas	5/0	4	5	0	0	70	47	6	37	1	12
Kansas St.	6/0	0	0	0	0	0	0	5	15	0	6
at Oklahoma	7/0	17	22	1	1	192	23	7	22	0	10
Iowa State	8/1	25	32	3	1	322	39	14	50	0	10
OK State	9/2	9	28	0	0	83	25	11	-16	0	8
at Baylor	10/3	15	23	2	0	262	75	5	-4	0	13
vs. Miss. St.	11/4	15	28	1	0	252	52	5	30	1	17
Totals	11/4	85	138	7	2	1,181	75	57	154	3	17

2022 GAME-BY-GAME STATS

Opponent	GP/GS	Cmp	Att	TD	INT	Yds	Lg	Run	Yds	TD	LG
Murray St.	1/0	14	16	4	0	221	39	2	9	0	5
Houston	2/1	36	58	2	3	350	54	21	31	1	27
NC State	3/2	21	36	1	2	214	24	11	-9	1	5
Totals	3/2	71	110	7	5	785	54	34	31	2	27

SINGLE-GAME CAREER HIGHS

Total Touchdowns	4, vs. Murray State (2022)
Pass Completions	36, vs. Houston (2022)
Pass Attempts	58, vs. Houston (2022)
Pass Yards	350, vs. Houston (2022)
Pass Touchdowns	4, vs. Murray State (2022)
Longest pass	75, at Baylor (2021)
Had Intercepted	3, vs. Houston (2022)
Total Offense Attempts	79, vs. Houston (2022)
Total Offense Yards	381, vs. Houston (2022)
Rush Attempts	21, vs. Houston (2022)
Rush Yards	50, vs. Iowa State (2021)
Rush Touchdowns	1, four times, vs. Houston (2022)*
Long Rush	27, vs. Houston (2022)

* Indicates most recent high

MORTON BY THE NUMBERS...

2021 GAME-BY-GAME STATS

Opponent	GP/GS	Cmp	Att	TD	INT	Yds	Lg	Run	Yds	TD	LG
Kansas	1/0	0	0	0	0	0	0	0	0	0	0
OK State	2/0	1	3	0	0	0	0	2	15	0	17
Totals	2/0	1	3	0	0	0	0	2	15	0	17

2022 GAME-BY-GAME STATS

Opponent	GP/GS	Cmp	Att	TD	INT	Yds	Lg	Run	Yds	TD	LG
Murray St.	1/0	7	10	1	1	97	24	3	-15	0	2
NC State	2/0	4	7	0	1	85	38	2	20	0	13
Totals	2/0	11	17	1	2	182	38	5	5	0	13

SINGLE-GAME CAREER HIGHS

Rushing Attempts	3, vs. Murray State (2022)
Rushing Yards	20, at N.C. State (2022)
Longest Rush	17, vs. Oklahoma State (2021)
Passing Attempts	10, vs. Murray State (2022)
Completions	7, vs. Murray State (2022)
Passing Yards	97, vs. Murray State (2022)
Longest Pass	38, at N.C. State (2022)

* Indicates most recent high

THE OFFENSIVE STANDARD

Texas Tech has long been considered the offensive standard since the Red Raiders moved to a passing attack in 2000. In fact, the numbers don't lie when it pertains to the high-octane Red Raider offense. Below is where Texas Tech ranks nationally in several offensive categories since the start of the 2000 season:

TOTAL YARDS

Oklahoma	138,057
Texas Tech	134,867
Oregon	129,185
Boise State	128,743
Alabama	125,799

PASSING YARDS

Texas Tech	102,096
Hawaii	90,269
Oklahoma	82,339
Washington State	81,356
Houston	80,576

TOTAL TOUCHDOWNS

Oklahoma	1,477
Boise State	1,419
Oregon	1,365
Texas Tech	1,310
Ohio State	1,286

PASSING TOUCHDOWNS

Texas Tech	801
Oklahoma	715
Hawaii	683
Southern California	636
Boise State	635

PASSING COMPLETION PERCENTAGE

Texas Tech	66.0
Boise State	64.9
Oklahoma	64.0
Southern California	63.9
James Madison	63.6

NEWCOMER TRACKER

TRANSFERS (last school)

GP/GS

1. Dennis Wilburn (Hutchinson CC)	3/3
2. Monroe Mills (Oklahoma State)	3/3
3. Dimitri Moore (Missouri State)	3/0
4. Jacob Rodriguez (Virginia)	3/0
5. Brady Boyd (Minnesota)	3/0
6. Keyon Blakenbaker (Wyoming)	3/0
7. Tyler Owens (Texas)	3/0
8. Vidal Scott Jr. (Arkansas State)	3/0
9. Myles Cole (Louisiana-Monroe)	3/0
10. Baylor Cupp (Texas A&M)	2/0
11. Gino Garcia (Houston Baptist)	2/0
12. Drew Hocutt (Angelo State)	2/0
13. Michael Shanahan (UT Martin)	1/0
14. Cade Briggs (New Mexico)	1/0
15. Ty Buchanan (USC)	1/0
16. Haydon Wiginton (Oklahoma State)	1/0
17. Blake Bedwell (SMU)	1/0
18. Sam Carrell (Washington State)	1/0

TRUE FRESHMEN

GP/GS

1. Joseph Adedire	2/0
2. Ty Kana	2/0
3. Bryson Donnell	1/0
4. Harvey Dyson III	1/0

THOMPSON RECORD BOOK WATCH

SaRodorick Thompson will have the opportunity this season to further cement his status as one of the top running backs in school history as he already ranks in the top five all-time in career rushing touchdowns and is quickly approaching the top 10 for career rushing yards. Thompson has led the Red Raiders in rushing yards in two of the past three years heading into his senior campaign. Below is where he ranks in the Texas Tech record book.

TEXAS TECH CAREER LEADERS FOR RUSHING TOUCHDOWNS

1. James Gray (1986-89)	52
2. Taurean Henderson (2002-05)	50
3. Byron Morris (1991-93)	37
4. Ricky Williams (1997-01)	36
5. Shannon Woods (2005-08)	33
SaRodorick Thompson (2018-present)	33

TEXAS TECH CAREER LEADERS FOR RUSHING YARDS

7. James Hadnot (1976-79)	2,794
8. Larry Isaac (1973-76)	2,633
9. Baron Batch (2006, 2008-10)	2,501
10. Donny Anderson (1963-65)	2,280
Approaching: SaRodorick Thompson (2018-present)	2,078

OFFENSIVE NOTEBOOK

KITTLEY RETURNS TO DIRECT RED RAIDER OFFENSE

- Texas Tech fans will see a familiar face return to the Red Raider sideline this season in offensive coordinator and quarterbacks coach **Zach Kittley**. Kittley previously served in various roles under **Kliff Kingsbury** from 2013-17, rising from a student assistant to graduate assistant and assistant quarterbacks coach in his final three seasons. Kittley worked alongside Kingsbury in the development of **Patrick Mahomes II**, tutoring the future NFL MVP into becoming the nation's leading passer in 2016 and an eventual top-10 selection by the Kansas City Chiefs.
- Mahomes is one of two NFL quarterbacks to tutor under Kittley as he spent the last three years mentoring **Bailey Zappe** at both Houston Baptist and Western Kentucky. Zappe, who heard his name called in the fourth round of the NFL Draft this past May by the New England Patriots, set the NCAA FBS records for single-season passing yards (5,967) and passing touchdowns (62) as a senior for the Hilltoppers, both records that were previously held by former Red Raider **B.J. Symons** (2003).
- Kittley, who turned 31 in August, ranks as the third-youngest power-five offensive coordinator in the country, trailing only Charlie Weis Jr. at Ole Miss (29) and Tommy Rees at Notre Dame (30).

HE CAN RUN THE BALL, TOO

- While all the talk around **Zach Kittley** has been the record-setting passing numbers, he has been part of Texas Tech staffs that have successfully run the ball in the past. In fact, the Red Raiders featured a 1,000-yard rusher in **DeAndre Washington** during the 2014 and 2015 seasons as Texas Tech led the country in total offense both of those seasons. During Kittley's first season as a graduate assistant in 2015, Washington raced for an impressive 1,492 yards on the ground as part of a Texas Tech offense that averaged 579.5 total yards per game, the second-highest total in program history.
- To this date, Washington is the only 1,000-yard rusher in the "Air Raid" era, which began with **Mike Leach's** hiring in 2000. Washington is the only Red Raider to rush for 1,000 yards in consecutive seasons since Doak Walker Award winner Byron Hanspard did so over his final two years as a Red Raider in 1995 and 1996.

IT'S BROOKS TIME

- **Tahj Brooks** emerged as a steady presence in the Red Raider backfield last season, giving Texas Tech a steady 1-2 punch between himself and senior **SaRodorick Thompson**. Brooks closed the season as the team leader in rushing yards after totaling 568 yards and seven touchdowns on the ground despite missing four games early in Big 12 play due to injury.
- Behind his seven rushing touchdowns plus a team-leading 10 from Thompson, Texas Tech closed the year ranked 20th nationally with 30 touchdowns on the ground, its most since finding the end zone 34 times via the running game in 2015. Besides the 2015 campaign, it matched the second-most rushing touchdowns by the Red Raiders in a season since 1984 (also had 30 in 1993). Brooks set a new career high in the season opener versus Murray State with three rushing touchdowns on only six carries.

NEWS AND NOTES ON THE OFFENSE

- **SaRodorick Thompson** eclipsed the 2,000 mark for career rushing yards against Murray State, becoming only the 14th player in school history to do so. In the process, he joined the likes of **DeAndre Washington** (2011-15), **Taurean Henderson** (2002-05), **Baron Batch** (2006, 2008-10) and **Shannon Woods** (2005-08) as the fifth Red Raider to reach the mark since 2000. In addition to those already ranked in the top 10, the following three Red Raiders also rushed for 2,000 yards during their respective careers: Woods (2,249), **Doug McCutchen** (2,222; 1970-72) and **Bobby Cavazos** (2,137; 1951-53).
- Texas Tech produced five explosive plays in its win versus Houston, three coming from the pass game. Each of those passes proved to be the difference in the game as the first two came in the first half, both producing touchdowns. Two of the three explosive pass plays created points, but it could be argued the third was just as important as the fourth down conversion (4th and 20) in the first overtime that netted 21 yards to extend the game.
- Despite not being known historically as a strong tight end team, that might be one of the deepest position groups for the Red Raiders this season behind senior **Henry Teeter**, junior **Baylor Cupp** and sophomore **Mason Tharp**. Cupp is a former five-star prospect who transferred to Texas Tech this offseason, while Tharp, at 6-9 in height, caught 14 passes for 198 yards and a touchdown a year ago.



YOUNGEST OCs IN THE POWER FIVE

(Power-five offensive coordinators ranked by age entering the 2022 season)

Name	School	Age
Charlie Weis Jr.	Ole Miss	29
Tommy Rees	Notre Dame	30
Zach Kittley	Texas Tech	31
Collin Klein	Kansas State	32
Garret Riley	TCU	32
Kenny Dillingham	Oregon	32
Tyler Bowen	Virginia Tech	33

REWRITING THE RECORD BOOKS

(NCAA FBS records set in 2021 under Kittley)

Category	Total
Individual Passing Yards	5,967 (Bailey Zappe)
Individual Passing TDs	62 (Zappe)
Team Touchdown Passes	63

ALL EYES ON TYREE WILSON

Tyree Wilson developed into a key piece of the Texas Tech defense in his second year as a Red Raider in 2021, setting the tone as the team leader for both tackles for loss and sacks a year ago. He finished with 38 tackles on the season (26 solo), with 13.5 for a loss and 7.0 sacks marking easily the most productive season of his collegiate career thus far. He was named an honorable mention All-Big 12 selection by the conference coaches before going on to earn Defensive MVP honors of the AutoZone Liberty Bowl. He was also recognized on the Associated Press All-Bowl Team for his performance in the Red Raiders' bowl win over Mississippi State.

The senior looks to build on his breakout junior season with an even more dominant senior season shifting from a down lineman to a stand-up stance in the "EDGE" pass rusher role in first-year defensive coordinator Tim DeRuyter's system. DeRuyter has led a few of the more major menaces to the quarterback in recent history, including Kayvon Thibodeaux last season at Oregon and Von Miller at Texas A&M, both top-five NFL Draft selections.

Wilson is currently projected as a potential first-round selection himself as ESPN had the Houston Texans selection him 23rd overall in its Aug. 25 mock draft. Wilson, at 6-foot-6 and 270 pounds, boasts an 86-inch wingspan.



DEFENSIVE NOTEBOOK

TRENDING IN THE RIGHT DIRECTION

- To **Tyree Wilson**, leading the team with 13.5 TFLs and 7.0 sacks a season ago was just the beginning. For 2022, the goal is double digits in both categories. After three games, the senior from Henderson, Texas owns the team lead in tackles for loss (5.5), sacks (2.5) and tackles (21).
- Wilson is 0.5 TFLs short of the Big 12 leaders Reggie Grimes (Oklahoma) and Mason Cobb (Oklahoma State) who own 6.0 each. Wilson's 1.83 TFLs per game ranks tied for 13th best in the FBS.
- Wilson wreaked havoc on N.C. State, amassing a career-high 3.5 tackles for a loss. It was the most in a single game by a Red Raider since **Jordyn Brooks** produced 4.0 versus No. 21 Oklahoma State on Oct. 5, 2019. It also marked only the sixth time a Red Raider since had notched 3.5 tackles for loss in a game. The performance came against a North Carolina State protection that remains one of the best in college football as the Wolfpack are currently 13th nationally in fewest sacks allowed per game.
- Wilson is currently one of 14 players nationally to record 3.5 tackles for loss in a game this season and one of three in the Big 12 to do so. He is one of only two players nationally and the only one in the league to record that total against a ranked opponent, however (Ivan Pace Jr. of Cincinnati did so at Arkansas).
- Tackles are also trending up for Wilson. The senior owns a team-lead 21 tackles, which is 17 short of the 38 total tackles he recorded in 13 games last season after just three games.
- Wilson led Texas Tech with a career-high 11 tackles against No. 16 N.C. State. It was the most in a single game by a Red Raider this season and the most tackles in a single game since the performances by **Eric Monroe** (13) and **Reggie Pearson Jr.** (11) versus Baylor on Nov. 27, 2021.

LIMITING THE BIG PLAY

- Texas Tech's rush defense was the headline over the first two games, holding Murray State and Houston to both under 100 yards rushing. And while NC State did eclipse the 100-yard mark, it was not by much as the Wolfpack posted 111 yards on the ground.
- Looking back to 2021, Tech has held its opponent to under 100 yards rushing 10 times over the last 16 games.
- In 2022, Texas Tech has yet to allow a single explosive rushing play (20+ yards). Texas enters the matchup Saturday with six explosive run plays this season, led by Bijon Robinson being responsible for half of those. Two of the three went for 40-plus yards which resulted in touchdowns (78 & 41).
- The pass game hasn't been a walk in the park for opponents with the run defense being strong, either. N.C. State knows that firsthand as it was limited to 159 yards passing, and senior quarterback Devin Leary was limited to 121 yards passing on 15-of-23 passing and did not throw a touchdown pass. It was Leary's lowest output since North Carolina held him to 98 yards in 2019. It also snapped Leary's streak of 21-consecutive games tossing a touchdown pass.
- Of the Wolfpack's 159 yards passing on 16 completions, 64 yards came from NC State's only two explosive plays Texas Tech allowed in the game (26 & 38 yards). Therefore, 95 passing yards resulted from 14 completions (6.79 yards/completion.)

POINTS AT A PREMIUM

- Texas Tech has surrendered 67 points in three games; 22.3 points per game ranking 55th in this FBS, but if you break it down it's not so much a middle-of-the-pack bunch. Of the 11 scoring drives by opponents that resulted in points this season, a total of four resulted in touchdowns that started in Tech territory. Tech has allowed only one scoring drive of 70-plus yards this season, which was allowed against Murray State in the season opener thanks to a 54-yard touchdown strike.
- Seven of the 11 scoring drives allowed by Texas Tech's defense this season are from drives that started in the Red Raiders' territory - two of the six were during the overtime periods versus Houston.
- Houston started drives at the Red Raiders' 21-yard line and 19-yard line, respectively, and was held to field goals both times. N.C. State started a drive at the Red Raiders' 13-yard line and was held to a field goal.
- 14 of the 67 points surrendered that factors into the scoring defense are interceptions returned for a touchdown by the Red Raiders' opponent. Houston had a pick-6 as well as did N.C. State.
- 40 of the 67 points surrendered by the Red Raiders' defense were from drives that started in the Red Raiders' territory or were pick-6's.

SCORING DRIVES AGAINST RED RAIDERS

(A look at where scoring drives have started against the Red Raider defense)

Opp.	Drive Started	Result	Pl-Yds
MSU	MSU 25	FG	9-62
MSU	MSU 25	TD	4-75
HOU	TTU 19	FG	7-12
HOU	HOU 33	TD	4-67
HOU	TTU 21	FG	4-3
HOU	TTU 25*	TD	5-25
HOU	TTU 25*	FG	7-22
NCST	TTU 13	FG	7-1
NCST	NCST 44	FG	6-26
NCST	TTU 43	TD	4-43
NCST	TTU 38	TD	1-38

* indicates overtime

TEXAS TECH BOWL HISTORY

Texas Tech is looking to make its 40th postseason bowl appearance this season, which ranks among the top-25 programs all-time in bowl games played. The Red Raiders rank tied for third among current Big 12 Conference programs in bowl appearances.

SCHOOL	APPEARANCES
1. Alabama	69
2. Texas	57
Georgia	57
4. USC	55
Oklahoma	55
6. Tennessee	54
7. Nebraska	53
8. LSU	52
Ohio State	52
10. Penn State	51
11. Michigan	49
12. Florida	48
13. Georgia Tech	46
Florida State	46
Auburn	46
16. Arkansas	43
Miami (Fla.)	43
Texas A&M	43
Clemson	43
20. Washington	40
21. Texas Tech	39
Mississippi	39
West Virginia	39
BYU	39
Notre Dame	39

MILESTONE VICTORIES

Texas Tech enters the 2022 season with 580 victories in its 97 complete seasons of football.

NO.	DATE	SCORE	OPPONENT	PLACE
1	Oct. 17, 1925	30-0	Montezuma	Lubbock
50	Sept. 29, 1934	24-7	McMurry	Lubbock
100	Oct. 3, 1941	16-6	Oklahoma A&M	Stillwater
150	Nov. 26, 1949	23-13	Hardin-Simmons	Lubbock
200	Sept. 17, 1960	38-14	West Texas State	Lubbock
250	Oct. 10, 1970	21-7	Texas A&M	College Station
300	Sept. 10, 1977	17-7	Baylor	Waco
350	Nov. 7, 1987	36-35	TCU	Lubbock
400	Dec. 27, 1995	55-41	Air Force	Tucson, Ariz.
450	Aug. 30, 2003	58-10	SMU	Lubbock
500	Nov. 1, 2008	39-33	No. 1 Texas	Lubbock
550	Nov. 14, 2015	59-44	Kansas State	Lubbock

Current All-Time Victories: 582 wins

THE BRAND



THE BRAND is an original, four-part docuseries providing Red Raider fans an authentic, all-access look inside the 2022-23 football program under the direction of head coach Joey McGuire. The four episodes provide a unique perspective into Red Raider Football training camp and feature extensive interviews from student-athletes, McGuire and other coaches. **THE BRAND** can be found via Texas Tech's social media channels as well as the athletics department's official YouTube page.

THE GAME IS NEVER OVER HERE

The victory over Houston to start the 2021 season marked the 23rd time since 2000 where the Red Raiders have overcome a double-digit deficit to win. Below is a listing of Texas Tech's come-from-behind wins:

DATE	OPPONENT	DEFICIT	RESULT
Dec. 29, 2006	vs. Minnesota*	31	W, 44-41 (OT)
Sept. 25, 2004	Kansas	25	W, 31-30
Sept. 18, 2004	TCU	21	W, 70-35
Oct. 1, 2011	at Kansas	20	W, 45-34
Oct. 5, 2002	at #23 Texas A&M	18	W, 48-47 (OT)
Nov. 18, 2006	Oklahoma State	17	W, 30-24
Sept. 4, 2021	vs. Houston	14	W, 38-21
Nov. 14, 2020	Baylor	14	W, 24-23
Sept. 24, 2011	Nevada	14	W, 35-34
Nov. 29, 2008	Baylor	14	W, 35-28
Jan. 1, 2008	vs. Virginia	14	W, 31-28
Sept. 8, 2007	UTEP	14	W, 45-31
Nov. 1, 2003	Colorado	14	W, 26-21
Nov. 16, 2002	#3 Texas	14	W, 42-38
Oct. 19, 2013	at West Virginia	11	W, 37-27
Nov. 24, 2017	at Texas	10	W, 27-23
Nov. 22, 2014	at Iowa State	10	W, 34-31
Oct. 5, 2013	at Kansas	10	W, 54-16
Oct. 20, 2012	at #21 TCU	10	W, 56-56 (3OT)
Sept. 3, 2011	Texas State	10	W, 50-10
Nov. 6, 2010	at #14 Missouri	14	W, 27-17
Oct. 23, 2010	at Colorado	10	W, 27-24
Nov. 21, 2009	vs. Baylor	10	W, 20-13

* indicates largest come-from-behind win in FBS bowl history.

ALL-TIME OVERTIME GAMES

Texas Tech is 8-7 all-time in overtime games since the NCAA began allowing games to go past regulation in 1996. Below is a listing of Texas Tech's all-time results in overtime:

DATE	OPPONENT	RESULT
Sept. 10, 2022	#25 Houston	W, 33-30 (2OT)
Sept. 26, 2020	#8 Texas	L, 56-63 (OT)
Oct. 12, 2019	at #22 Baylor	L, 30-33 (2OT)
Nov. 4, 2017	Kansas State	L, 35-42 (OT)
Oct. 29, 2016	at TCU	W, 27-24 (2OT)
Nov. 24, 2012	vs. Baylor	L, 45-52 (OT)
Nov. 10, 2012	Kansas	W, 41-34 (2OT)
Oct. 20, 2012	at #21 TCU	W, 56-53 (3OT)
Oct. 11, 2008	Nebraska	W, 37-31 (OT)
Dec. 29, 2006	vs. Minnesota	W, 44-41 (OT)
Sept. 9, 2006	at UTEP	W, 38-35 (OT)
Nov. 13, 2004	at #22 Texas A&M	L, 25-32 (OT)
Oct. 5, 2002	at #23 Texas A&M	W, 48-47 (OT)
Sept. 21, 2002	#16 N.C. State	L, 48-51 (OT)
Oct. 6, 2001	Kansas	L, 31-34 (2OT)

UNIFORM WATCH (Since 2009)

Over the past decade, Texas Tech has been among the most innovative teams in the country related to team uniforms. The Red Raiders have multiple uniform combinations in their wardrobe and often do not use the same combination twice in a season. Here's a look at Texas Tech's record in various uniform combinations:

Helmet-Jersey-Pants	Record
Black-Black-Black	14-12
Black-White-Black	13-11
Black-Red-Black	12-3
White-White-White	11-6
Black-Red-White	4-0
Black-Black-White	4-4
Black-Red-Red	4-1
Black-White-White	1-4

Black-Gray-Black	1-0
Black-Black-Gray	1-0
Gray-Gray-Gray	1-0
Black-Black-Red	0-1
Black-White-Red	0-4
White-White-Red	0-2
White-Black-White	2-2
White-Red-White	1-0
White-Red-Red	1-1
Gray-White-Gray	1-3
Red-Red-White	1-0
Red-White-White	1-1
Red-White-Red	1-3
Red-Red-Red	1-2
Red-White-Black	1-3
Red-Red-Black	0-1
Red-Black-White	0-1
Black-White-Gray	0-1

SPECIALTY UNIFORMS	
Wounded Warrior (2010)	1-0
Wounded Warrior (2011)	0-1
Lone Star Pride (2012)	0-1
Lone Survivor (2013)	0-1
Lone Star Pride (2013)	0-1
Throwbacks - Black (2014)	0-1
White Ombre' (2014)	0-1
Lone Star Pride (2014)	0-1
Black Ombre' (2014)	0-1
Throwbacks - White (2015)	2-0
Throwbacks - Red (2017)	1-2
Throwbacks - White (2018-19)	1-1
Throwbacks - Black-Red-White (2020)	0-1
Throwbacks - Black-Black-Gray (2021)	0-1

2022 UNI TRACKER	
Gm. 1 vs. Murray State	Black-Red-Black
Gm. 2 vs. Houston	White-Black-White
Gm. 3 vs. NC State	Red-White-Red



NOT A BAD HOMECOMING

- Senior defensive back **Malik Dunlap**, who spent the first three seasons of his collegiate career at N.C. State, had everything going for him but the win in his homecoming in Raleigh last weekend.Dunlap recorded four pass breakups in the contest at NC State, it was the most in a single game by a Red Raider since **Justis Nelson** recorded five against TCU on Sept. 26, 2015.
- Dunlap was thrown against a team-high seven times. He allowed one reception for four yards in a team effort that limited the Wolfpack to 159 yards passing.
- For the season, Dunlap owns six pass breakups, ranking tied for the most in the nation alongside Devon Witherspoon (Illinois), Carrington Valentine (Kentucky), Tobias Harris (ODU), Jerrick Reed II (New Mexico) and Joey Porter Jr. (Penn State).

DERUYTER RETURNS TO THE LONE STAR STATE

- Following three stops on the West Coast, first-year Texas Tech defensive coordinator **Tim DeRuyter** is back in the state of Texas having last coached in the Lone Star State as the defensive coordinator at Texas A&M from 2010-11.
- DeRuyter's last three stops included Fresno State (head coach, 2012-16), California (2017-20) and Oregon (2021).
→ **Oregon:** DeRuyter's lone season on staff ranked No. 21/22 in the final polls after compiling a 10-4 record, which featured appearances in the Pac-12 Championship and the Valero Alamo Bowl. The Ducks boasted one of the nation's most opportunistic defenses in 2021 as Oregon closed the year ranked fifth in the FBS with 17 interceptions and 26th nationally with 22 total takeaways. DeRuyter's unit featured two of the nation's top players in defensive end Kayvon Thibodeaux and safety Verone McKinley III. Thibodeaux, who became the first Oregon defensive standout to earn unanimous first team All-American accolades was selected with the fifth overall pick in the 2022 NFL Draft by the New York Giants, marking only the second time in Oregon history a defensive player has been chosen in the top five. McKinley, meanwhile, was a consensus All-American after sharing the FBS lead with six interceptions from his spot in the back end of the Oregon defense.

→ **Cal:** The Bears ranked 127th in scoring defense the season before DeRuyter's arrival in Berkeley, but immediately improved to the point where Cal ranked No. 22 in 2018 (20.4 ppg) and No. 33 in 2019 (21.9 ppg). The Golden Bears followed that by only giving up 26.5 points per game during his final season in 2020.

→ **Fresno State:** The Bulldogs had their first unanimous All-American in program history in defensive back, Phillip Thomas, under DeRuyter. He was also one of three finalists for the Jim Thorpe Award as he led the nation with eight interceptions in 2012. Fresno State won conference titles in DeRuyter's first two seasons and led the Bulldogs to a ranking as high as No. 13 during the 2013 season behind current NFL standouts Derek Carr and Davante Adams.

→ **Texas A&M:** Future NFL great Von Miller flourished under DeRuyter's direction with the Aggies, claiming the prestigious Butkus Award in 2010 as the nation's top linebacker. Miller garnered first team All-America honors for the second time in his career that season before eventually being selected No. 2 overall the next spring by the Denver Broncos during the 2011 NFL Draft.

■ A&M was one of eight stops as a defensive coordinator for DeRuyter, who has also served in a similar role at Air Force (2007-09), Nevada (2005-06), Ohio (1995-98, 2002-04) and Navy (1999-00). DeRuyter coordinated one of the nation's most successful defenses at Air Force in 2009 when they were No. 5 in pass defense (154.31), No. 10 in scoring defense (15.69) and No. 11 in total defense (288.31).

D-LINE MAKING BIG IMPACT UP FRONT

- While **Jaylon Hutchings** (6-0, 310 lbs.) and **Tony Bradford Jr.** (6-1, 300 lbs.) are the starters up front, **Philip Blidi** (6-3, 295 lbs.) has been the motor that's kept the pressure coming against opposing offenses through the first three games.
- Blidi leads the Red Raiders' defensive front with 4.5 TFLs this season. His 1.5 TFLs/game current ranks T-27th best in the FBS.
- Blidi exploded in the first half of week one, tallying 2.0 sacks. He added a solo TFL in the second half to finish the game with 3.0. The 2.0 sacks and 3.0 TFLs both marked career highs for the junior who played in his 24th career game versus Murray State. Blidi was one of 15 FBS players that recorded 3.0 TFLs in week one of the college football season. Blidi's 3.0 TFLs were the most in a single game since now-Seattle Seahawk Jordyn Brooks recorded 4.0 TFLs in a single game Oct. 5, 2019 vs. Oklahoma State.
- Led by its defensive line, Texas Tech limited opponents to less than 100 rushing yards in its first two games in 2022. This trend started in 2021 as the Red Raiders held its opponents to less than 100 rushing yards in eight of 13 games last season. Dating back to 2000, last year's performance marked the first time that the Red Raiders had six or more games in a season where the opponent posted 100 rushing yards or less in a game.

TEXAS TECH BEEFS UP D-LINE WITH EXPERIENCE TO ADD TO BRADFORD, HUTCHINGS

- Even with two proven veterans along the defensive line in **Tony Bradford Jr.** and **Jaylon Hutchings**, **Joey McGuire** and his staff made it a priority this offseason to shore up its defensive line, adding a pair of talented transfers in **Vidal Scott Jr.** and **Myles Cole**, who have combined for 28 starts between them at the likes of Arkansas State and Louisiana-Monroe. Overall, the Red Raiders boast 79 career starts along the defensive front as Bradford has 15 for his career, while Hutchings leads all returners with 36 starts as a Red Raider.
- Not many defensive linemen in college football have a carry on their career stat sheet, let alone two. Jaylon Hutchings can proudly boast he might be the rare exception, however, as he totaled nine yards on the ground in 2019 as part of two fake punt attempts. Hutchings, a former running back despite his size at Forney High School, was included this summer on the annual "Freaks List" column by Bruce Feldman of *The Athletic*.
- One area to watch with the Red Raiders in years to come under McGuire is the overall size of the defensive front as it is one of the key measurables Texas Tech now uses in recruiting. In his first signing class as head coach, McGuire and his staff added the likes of freshmen **Joseph Adedire** (6-3, 270), **Syncere Massey** (6-5, 330) and **Trevon McAlpine** (6-3, 305) to go along with both Cole (6-6, 285), who resembles the build of outside linebacker Tyree Wilson.

THE RIGHT FIT

- Known for his versatility throughout his Texas Tech career, sixth-year senior **Kosi Eldridge** has found his place on the Red Raiders' defense as its starting "Will" Linebacker (weak-side linebacker). Eldridge, in his third season as a Red Raider, was utilized in multiple linebacker spots and a hybrid defensive back role in 2020, and as a defensive back in 2021, but was shifted to weak-side linebacker in fall camp, and earned the starting job.
- Eldridge recorded 1.0 TFL in each of the first two games at his new position to start the 2022 season. He entered this year with 1.5 TFLs in his Tech career with 1.0 in 2020 and 0.5 in 2021.
- Eldridge shined versus Houston posting a career-high seven tackles, besting his previous high of four. He had another strong performance at N.C. State, raking up five tackles to bring his season total to 14. Eldridge enters this Saturday, game No. 4, needing one tackle to match his previous single-season high of 15 tackles during the 2021 season.
- No tackle may have been more important than his first sack since 2020 on a 3rd and 4 from the TTU15 that set Houston back 15 yards and forced an attempted 47-yard field goal that was missed on 4th and 19 late in the third quarter.

VETERAN SECONDARY

- The Red Raiders' two-deep has eight defensive backs, including the Star position, with 159 starts among them in major-college football, including five with at least 20.
- **Marquis Waters** returns from a season-ending injury to play Star, a hybrid position with safety, outside linebacker and slot cornerback responsibilities. Waters has 41 career starts while his back-up, Keyon Blankenbaker, a transfer from Wyoming, has 27 starts under his belt. Waters previously started in 24-consecutive games at Duke prior to transferring to Texas Tech ahead of the 2021 season.
- On the corners, **Rayshad Williams** and **Malik Dunlap**, who are playing alongside each other at corner have 36 starts between them. Williams leads with 23, including 15-straight. Sixth-year senior **Adrian Frye**, meanwhile, owns 22 career starts of his own and was an All-Big 12 first team honoree as a true freshman in 2018.
- Texas Tech also benefits from a pair of safeties in the back end with plenty of experience as **Reggie Pearson Jr.** (26) and **Dadrión Taylor-Demerson** (15) have 41 starts as a duo. Taylor-Demerson led the Red Raiders a year ago with three interceptions en route to earning honorable mention All-Big 12 accolades.
- Frye, Waters and Blankenbaker are all in their sixth years at the collegiate level after exercising the additional season of eligibility the NCAA allotted players on rosters during the 2020 COVID season.

PLENTY OF EXPERIENCE RETURNING

(Career starts among returning Red Raiders)

Name	Pos.	Starts
Marquis Waters*	DB	41
Jaylon Hutchings	DL	35
Keyon Blankenbaker*	DB	27
Reggie Pearson Jr.*	DB	25
Adrian Frye	DB	22
Rayshad Williams	DB	22
Dimitri Moore	LB	21
Tyree Wilson	OLB	20
Krishon Merriweather	LB	17
Vidal Scott Jr.	DL	16
Tony Bradford Jr.	DL	14
Dadrión Taylor-Demerson	DB	14
Myles Cole	DL	12

TAKE THREE

- The term "Take Three" is one many around the Red Raider program have heard daily since **Joey McGuire's** hiring. The phrase is a key element of McGuire's plan to win strategy, highlighting the defensive goal of creating three takeaways per game.
- While the Red Raiders' 63-10 week one win was more than satisfying, producing zero turnovers in game one left the Red Raiders dissatisfied and hungry in this department.
- Then-No. 25 Houston was the recipe to start heading in the right direction. In 2021, Texas Tech forced four turnovers in its win at NRG Stadium over the Cougars, and in 2022 it was two turnovers gained that helped pave the way to victory. Krishon Merriweather forced a fumble at midfield against the Cougars' Ta'Zawn Henry in the first quarter while Reggie Pearson Jr. intercepted Clayton Tune at the beginning of the fourth quarter. It was Pearson's second career interception, and first since facing Houston in 2021. Both Pearson's career INTs have come via a Clayton Tune pass.
- Texas Tech returns six starters on its defense, including the bulk of its secondary such as seniors **Dadrión Taylor-Demerson**, who led the Red Raiders with three interceptions a year ago. The defense also features one of the nation's top returning edge rushers in **Tyree Wilson**, the Liberty Bowl Defensive MVP from a year ago who had 13.5 tackles for loss and 7.0 sacks.

THE CHAIN GANG

- On offense, the Red Raiders have kept the chain gang busy, but while on defense, they've got plenty of rest. The Red Raider offense has manufactured the T-7th-most first downs (84) in the FBS thus far this season, while the defense is limiting opponents to the 17th-least amount of first downs (41) in the FBS.
- The Red Raiders are averaging 28.0 first downs per game in three games under first-year offensive coordinator **Zach Kittley**, ranking T-4th best in the FBS.
- Texas Tech did not allow a single first down in the second half versus Murray State and buckled down again in the second half versus Houston allowing just five first downs, including only one first down allowed to the Cougars in the fourth quarter. Texas Tech limited Houston to 13 first downs in regulation before giving up three more between the two overtime periods for its 16 in the game.
- NC State was limited to 15 first downs, which was a single-game high allowed by Tech's defense this season.
- The Red Raiders have only surrendered 13 first downs via the opponent run game, ranking T-8th least in the FBS.

AFCA GOOD WORKS TEAM



Texas Tech senior defensive lineman **Tony Bradford Jr.** has made it his mission since arriving on campus to better the community he now calls home. That determination earned him a significant honor this week as he was recognized on the 2022 Allstate AFCA Good Works Team.

Bradford is one of 11 student-athletes from the Football Bowl Subdivision (FBS) and 11 more from the Football Championship Subdivision (FCS), Division II, Division III and NAIA ranks as well as one honorary head coach to make up the final roster of 23 award recipients from across college football on the Good Works Team. He is the only Big 12 student-athlete named to the prestigious team.

Bradford becomes the fourth Red Raider student-athlete all-time to be recognized on the Good Works Team, joining the likes of Brian Duncan (2008), Montae Reagor (1998) and Dane Johnson (1997). Former head coach Matt Wells was previously the honorary head coach on the 2021 team.

Over his four years on campus, Bradford has been a vocal proponent in getting the Red Raiders active in the Lubbock community on a regular basis and also seeking positive change throughout West Texas.

Bradford is the driving force behind a Texas Tech football program that has committed more than 2,000 hours of community service the past two years alone, contributing to visits to local elementary and junior high schools, the Ronald McDonald House, the Texas Boys Ranch, South Plains Food Bank, Habitat for Humanity, Burgers and Badges and area children's homes.

Possibly his biggest impact has been felt on the youth of tomorrow as Bradford regularly meets with local youth athletes to encourage them to be a positive example for their community. Following the murder of George Floyd, Bradford helped organize community cleanups and voter registration drives in East Lubbock not far from the Texas Tech campus. While there, he was able to encourage and ultimately brighten the day of many underserved youth in East Lubbock through pick-up basketball games and various other activities. Bradford also helped organize peace walks on the Texas Tech campus and in East Lubbock to promote injustice issues and need for peace in communities.

In addition to his role in the community, Bradford has taken steps to advance his future career in law enforcement by serving as a security guard with the Texas Tech Police Department. Bradford, who lists becoming a police chief as his goal after football, has worked with the police department each of the past three springs to gain valuable knowledge of the profession. Thus, during the spring, Bradford will often go from a morning workout, to a class to potentially riding along with a member of the Texas Tech police department to protect his peers on campus.

He regularly worked Texas Tech's home basketball events, assisting with traffic control and in-venue security. His future work in law enforcement stems from his desire to not only help others but also to "be the change in the community." In his words, for society to change for the better, it will take leaders like himself to be part of that positive change.

The respect Bradford has gained off the field has led to a bigger voice for important topics on campus and within the Big 12 Conference. Bradford is a longtime member of the Texas Tech Student-Athlete Advisory Committee and was selected this year to represent the university as part of the Big 12 Champions for Life campaign. With that, he was able to attend the Big 12's annual meetings this May as a student-athlete voice and to also be recognized for his work in the community. Bradford was previously selected this past fall as one of two Big 12 representatives on the NCAA Division I Football Oversight Committee Student-Athlete Connection Group.

THE MCNAMARA RECORD BOOK

TEXAS TECH SINGLE-GAME LONGEST PUNTS

1.	Austin McNamara vs. West Virginia (2020)	87
2.	R.W. Moyers vs. West Texas State (1945)	85
3.	David Kuykendall vs. Arkansas (1975)	79
4.	Buddy Hill vs. Tulsa (1954)	78
	Ken Vinyard vs. Kansas (1966)	78
	Johnny Odom vs. Boston College (1971)	78
	Mark Bounds vs. Texas (1991)	78
8.	Robert King vs. Rice (1992)	77
	Robert King vs. Texas A&M (1993)	77
10.	Johnny Odom vs. SMU (1970)	76
11.	Johnny Odom vs. Texas (1970)	75
	Maury Buford vs. Texas A&M (1978)	75
	Robert King vs. Wyoming (1992)	75

TEXAS TECH SINGLE-SEASON AVERAGE LEADERS

1.	Austin McNamara (2021)	48.2
2.	Mark Bounds (1991)	46.8
3.	Austin McNamara (2020)	46.3
4.	Taylor Symmank (2015)	46.0
5.	Alex Reyes (2006)	45.2
6.	Austin McNamara (2019)	45.0
7.	Maury Buford (1981)	44.8
8.	Maury Buford (1978)	44.1
-	Austin McNamara (2022)	43.4
9.	Ryan Erxleben (2013)	43.0
	Alex Reyes (2003)	43.0
11.	Alex Reyes (2005)	42.8
12.	Robert King (1993)	42.7

TEXAS TECH CAREER AVERAGE LEADERS

-	Austin McNamara (2019-Present)	46.1
1.	Taylor Symmank (2012-15)	43.7
2.	Alex Reyes (2003-06)	43.3
3.	Maury Buford (1978-81)	43.2
4.	Robert King (1992-93)	42.6
5.	Ryan Erxleben (2009, 2011-13)	41.9
6.	Dominic Panazzolo (2017-18)	41.7
7.	Jeremy Hernandez (1996-98)	40.1
	Jamie Simmons (1986-89)	40.1
9.	Michael Barden (2015-18)	40.0
10.	Brad Cade (1994-95)	39.8
	Clinton Greathouse (2000-02)	39.8
	Eric Rosiles (1999-00)	39.8

BIG 12 CONFERENCE SINGLE-GAME LONGEST PUNTS

1.	Austin McNamara vs. West Virginia (2020)	87
2.	Michael Turk (OU) vs. Texas (2021)	85
	Tress Way (OU) vs. Utah State (2010)	85
4.	Sam Koch (Neb) vs. Pittsburgh (2005)	84
5.	Curtis Ansel (KU) vs. Baylor (2002)	83

BIG 12 CAREER AVERAGE LEADERS (min. 100 punts, 2 seasons)

-	Austin McNamara (2019-Present)	46.1
1.	Quinn Sharp (Oklahoma State, 2009-12)	45.9
2.	Michael Dickson (Texas, 2015-17)	45.3
3.	Daniel Sepulveda (Baylor, 2003-06)	45.2
4.	John Torp (Colorado, 2002-05)	44.9
5.	Shane Lechler (Texas A&M, 1996-99)	44.7
6.	Justin Brantly (Texas A&M, 2005-08)	44.4
7.	Trevor Pardula (Kansas, 2013-14)	44.0
	Tress Way (Oklahoma, 2009-12)	44.0
9.	Nick O'Toole (West Virginia, 2013-15)	43.9

BIG 12 SINGLE-SEASON AVERAGE LEADERS (min. 40 punts)

1.	Austin McNamara (2021)	48.2
2.	Mark Mariscal (Colorado, 2002)	47.6
3.	Michael Dickson (Texas, 2017)	47.4
	Michael Dickson (Texas, 2016)	47.4
5.	Shane Lechler (Texas A&M, 1997)	46.9
6.	Cameron Dicker (Texas, 2021)	46.7

THE NATION'S TOP PUNTER

Through three seasons, Austin McNamara has firmly cemented his name in the Texas Tech record book as the senior punter started 2022 at the top of all three major punting categories in program history - career average leader (46.3), single-season average leader (48.2), and single game longest punt (87).

McNamara not only leads the way in the Texas Tech record book, but the Big 12 record book as well. It started with the longest boot by any Big 12 player in league history when he launched an 87-yard punt on Oct. 24, 2020 in Lubbock versus West Virginia. His current career average (46.3) is the highest of any Big 12 player before him, just like his top spot at Texas Tech. The senior was tabbed to the 2022 Ray Guy Award preseason watch list this offseason prior to starting his fourth year handling Tech's punting duties.

- 2019 Freshman All-America
- 2019 First Team All-Big 12
- 2020 First Team All-Big 12
- 2021 Second Team All-Big 12
- 2021 First Team Academic All-Big 12



SPECIAL TEAMS NOTEBOOK

MORE ON MCNAMARA...

- Punter **Austin McNamara** lived up to the hype in game one of the 2022 season, placing three of his four punts inside the 10-yard line while averaging 45.8 yards per boot in Tech's contest versus Murray State. He logged two punts of 50 yards or better.
- He entered the 2022 season with the top career average (46.3) in the FBS among career active leaders with at least a minimum of 100 career punts. That average remains unchanged after week one of the 2022 season.
- McNamara set the program record for single season punting average (48.2) in 2021 after booting 42 punts for 2,023 yards. It smashed the Tech single-season record of 46.8 that was set by **Mark Bounds** in 1991. He is the only Red Raider with two of the top-five punting averages currently in the school record book.
- By bombing eight punts of at least 50 yards in a single game, McNamara set a new single game FBS record on Nov. 20, 2021 against Oklahoma State. The performance broke the previous FBS record of seven that was set by Colorado's Mark Mariscal in a 2002 home game against Southern California. McNamara averaged 56.4 yards per punt overall against the Cowboys, which finished just shy of the Texas Tech single-game record of 57.0 yards an attempt that was set by **Alex Reyes** in a 2004 win versus Baylor (only three attempts).
- For games that included nine or more punts, McNamara's 56.4 average ranked as the second-best performance in all of FBS football in 2021 behind San Diego State's Matt Araiza's 56.8 average (nine attempts) in a home game against New Mexico State. It marked the third-highest for any punter with at least nine attempts in a game dating back to 2000, trailing only the clips from Wake Forest's Dom Maggio in a 2019 contest at Clemson (57.7) and Araiza and his 56.8 average versus New Mexico State.
- McNamara set social media on fire midway through the 2020 season with his booming 87-yard punt against West Virginia, which marked the longest by an FBS kicker since 2017 and the longest in Texas Tech and Big 12 history. McNamara broke the Texas Tech single-game record for the longest punt that was previously set by **R.W. Moyers** in 1945 against West Texas State. Moyers launched an 85-yard punt in the win, which is the only other punt of 80 yards or longer in school history.
- In addition to his punting duties, McNamara will enter his second-consecutive season as Texas Tech's primary holder on field goals.

TOO CLOSE TO CALL

- Texas Tech enters its fourth game of 2022 with its two kickers that battled it out during fall training camp, fifth-year Red Raider **Trey Wolff** and first-year transfer **Gino Garcia** (Houston Baptist), as "or's" on the depth chart.
- After four games, Wolff is 2-for-3 on field goal attempts while Garcia is 0-for-1. Wolff is 8-for-8 on PATs while Garcia is 6-for-6.
- Wolff played hero in game two versus Houston, putting a career-long 47-yarder between the uprights with 0:03 remaining on the game clock to push the contest into the first of two overtime periods. Wolff connected for his first field goal since Nov. 7, 2020, a 25-yarder, in the first quarter and missed a 45-yard attempt in the second quarter. Meanwhile, Garcia went 0-for-1 missing from 46 yards with 5:30 left on the game clock in the fourth quarter. Wolff was 1-for-1 on PATs and Garcia was 2-for-2 on PATs in the Houston contest.
- Neither Wolff or Garcia had an opportunity to kick a field goal in the season opener against Murray State as well as the contest at NC State.
- Wolff started his career very strong, going 20-for-22 showing on field goals in 2019, ranking him as one of the most accurate kickers in the country. He became only the second Tech player since 2000 to record a field goal percentage of 90.0 or higher (90.9), joining then-school-record holder **Clayton Hatfield** (92.9 percent) from 2016. Wolff went 1-for-5 in 2020 and did not attempt a field goal in 2021. He owns a career 77.7 percent field goal average (22-for-27) with a career-long 45-yard field goal versus UTEP in 2019. Wolff was Tech's primary kickoff specialist in 2021 and will retain that role full-time in 2022.
- **Jonathan Garibay** unseated Wolff in 2021 and became the third Red Raider since 2000 to record a field goal percentage of 90.0 or higher, topping Hatfield's program record with a 93.8 percent average going 15-of-16 a year ago. Garibay ultimately earned All-Big 12 first team honors to join Hatfield and Alex Trlica as the only Red Raider kickers in league history to garner first-team honors.
- Garcia, meanwhile, transferred to Texas Tech following three seasons at Houston Baptist and will have two full seasons of eligibility remaining. Garcia was a 2021 first-team honoree on the All-Southland Conference team. He was successful on 9-of-10 field goals, including ones from 59 and 48 yards. Garcia owns six career field goal makes of 48 yards or longer and has not missed an attempt since his career-long 59-yarder on Oct. 16, 2021. The 59-yard kick ranks fourth all-time in Southland Conference history for distance. For his career, Garcia went 32-for-46 in three seasons at HBU. Before his 90.0 percent connection rate last season, he went 5-for-10 in 2020 and 18-for-26 as a true freshman in 2019.

ONE OF A KIND

- When you don't hear the long snappers name too often, it's probably a good thing - he's doing his job - and that's what **Jackson Knotts** has been doing for the Red Raiders. Knotts was the only true freshman in 2021 to play in all 13 games last season. He was put on scholarship to start the spring 2022 semester, surprised in a team meeting on Jan. 12, 2021.
- The Florida native is the son of former Florida Gator, Andy Knotts. His dad advocated long snapping, he wanted to play quarterback. He long snapped all four years in high school but also drew a starting safety role his senior season.
- Knotts was also a track and field standout, with a javelin focus. He set a since-broken state high-school record in the javelin with a throw of 187 feet, 9 inches and finished third in the Class 4A state meet.



TEXAS TECH UNIVERSITY

THE STATE OF TEXAS' TOP ATHLETICS DEPARTMENT

- With all the talk of conference realignment in the air, it's important to remember Texas Tech has led all schools in the state of Texas in the Capital One Cup men's standings in two of the last four complete athletic seasons after finishing third nationally in 2018-19 and then 14th for the 2017-18 athletic year. Below are several other facts regarding Texas Tech's success in competition.
- Since 2017, Texas Tech has had 16 of its 17 athletic programs compete in the NCAA postseason or a bowl game.
- Texas Tech has had six different programs finish among the top-10 teams nationally in their respective sport since 2014 alone.
- The Red Raiders have appeared in 39 bowl games in their history, which ranks tied for third among Big 12 programs and among the top-25 teams in college football history.
- Texas Tech claimed the 2019 Men's Outdoor Track and Field National Championship under head coach **Wes Kittley**, the father of new Red Raider offensive coordinator **Zach Kittley**.
- Texas Tech played in the 2019 NCAA Championship Game as well as in two-consecutive Elite Eights (2018-19). The Red Raiders are one of four men's basketball programs in the country with multiple Elite Eight appearances over the last four NCAA Tournaments.
- Texas Tech has advanced to the Men's College World Series four times in recent years (2014, 2016, 2018, 2019), which is tied for the most trips to the hallowed grounds in Omaha among teams nationally since 2014.
- Lady Raider Basketball remains one of the top programs in women's college basketball history as Texas Tech ranks 19th all-time among power-five programs with its 936 victories. Backed by the legendary **Sheryl Swoopes**, the Lady Raiders claimed the NCAA National Championship in 1993, the first team national championship in school history.
- Since joining the Big 12 as a charter member in 1996, Texas Tech has won 27 conference titles, with 11 of those coming in the past seven years alone.
- In addition to its athletics success, Texas Tech has unveiled several new facilities in recent years with the opening of the \$48 million Sports Performance Center in 2017, the Cash Family Sports Nutrition Center in 2020 and the \$32.2 million Dustin R. Womble Basketball Center in May 2021.

THE NATION'S MOST DEDICATED FANS

- Texas Tech boasts one of the most rabid fan bases in all of college athletics as Red Raider fans have traditionally traveled in droves for bowl trips as well as to basketball games in locations like New York City, Anaheim (CA) and Minneapolis for the Final Four as well as to Omaha for the Men's College World Series.
- To date, Texas Tech has played in the highest-attended games for three bowl games, including two prominent ones in the state of Texas: the Goodyear Cotton Bowl (Dallas), the Academy Sports + Outdoors Texas Bowl (Houston) and the Holiday Bowl (San Diego).
- The Red Raiders had 88,175 fans on tap for the 2009 Cotton Bowl when the Red Raiders faced Ole Miss in the bowl's final game at historic Fair Park. It remains the highest-attended contest in the bowl's history even with the move to AT&T Stadium in Arlington, which can reach over 100,000 fans in capacity.
- Additionally, Texas Tech helped set the Texas Bowl attendance record in 2015 when the Red Raiders faced LSU in NRG Stadium. The bowl drew 71,307 fans that night to see a pair of future NFL standouts in Texas Tech's **Patrick Mahomes II** and **Jakeem Grant**.
- At home, Texas Tech has sold out of season tickets for its baseball program over eight-consecutive seasons now and will likely be looking at another sellout in 2023 after the Red Raiders advanced to the NCAA Regional round this past June.
- Texas Tech has now sold out of season tickets for four-consecutive men's basketball seasons, giving the Red Raiders the premier homecourt advantage in college basketball at 15,000-seat United Supermarkets Arena. The Red Raiders averaged 13,973 fans during the 2020-21 season, which ranked second in the Big 12 and in the top 15 nationally.
- On social media, Texas Tech student-athletes earned the highest engagement rate on their posts among peer power-five institutions over the past athletic year. Texas Tech's social media accounts accumulated over 35 million combined video views during the 2020-21 year alone.
- Texas Tech's brand has the ability to reach the nation through its creative social media usage. Texas Tech currently boasts the sixth-highest TikTok following by athletics accounts in the nation.
- Texas Tech is annually one of the top-performing schools among the Collegiate Licensing Company's (CLC) partner institutions, ranking in the top-25 nationally in royalties generated this past year.

A PREMIER RESEARCH INSTITUTION

- Texas Tech University is the flagship institution, with a Moody Aa1 rating, of the five-member Texas Tech University System.
- Texas Tech is one of 16 universities designated as a Carnegie Very High Research Activity Institution and a Hispanic Serving Institution.
- Texas Tech has been named Higher Education Excellence in Diversity award winner in each of the last nine years. The university currently boasts 42 percent of its students identifying as racial-ethnic minorities.
- Texas Tech is a five-star Campus Pride Institution, one of two in Texas, and No. 25 on the Campus Pride Index.
- Texas Tech has awarded over \$170 million in scholarships recently with over 50 percent of students receiving scholarship support.
- Texas Tech boasted more than \$192 million in research expenditures in 2020 alone.

RED RAIDERS IN THE NFL



SPORTS LARGEST CONTRACT

- There isn't a bigger star in the NFL currently than Texas Tech's own **Patrick Mahomes II**. The one-time Red Raider gunslinger has transformed the NFL in only five professional seasons, claiming NFL MVP honors in 2018 before leading the Kansas City Chiefs to back-to-back Super Bowl appearances, including a win in 2020.
- With his Super Bowl win over the San Francisco 49ers, Mahomes became the youngest player in history to be named NFL MVP and also win a Super Bowl. Mahomes, who at only 24 years of age, was tabbed Super Bowl MVP after leading the Chiefs to their second Super Bowl title in history and their first since 1970.
- In July 2020, Mahomes signed the richest contract in NFL history as he and the Chiefs agreed on a 10-year extension worth up to \$503 million. It marked the second time in school history where a Red Raider has signed the richest NFL contract as Ring of Honor member **Donny Anderson** previously did so with the Green Bay Packers upon being drafted in 1965.
- Dating back to his time as a Red Raider, the 2016 Sammy Baugh Trophy winner is the only quarterback in history to throw for 5,000 yards at both the collegiate and NFL levels.
- Mahomes was announced as the eighth member of the prestigious Ring of Honor in August as he will return to Lubbock the weekend of the Baylor game for his induction. Mahomes will also be enshrined that weekend into the Texas Tech Hall of Fame.

NEWS & NOTES ON RED RAIDERS IN NFL

- Red Raider great **Danny Amendola** retired this offseason after 13 NFL seasons where he played in two Super Bowls as a member of the New England Patriots. Amendola caught 617 passes for 6,212 yards and 24 touchdowns during his illustrious NFL career.
- **Jordyn Brooks**, a first-round draft pick in 2020, set the Seattle Seahawks team record a year ago after totaling 184 tackles over his 17 starts. It was only the second full NFL season for Brooks, who had 57 total tackles as a rookie in 2020.
- Former Red Raider gunslinger and head coach **Kliff Kingsbury** enters his fourth season leading the Arizona Cardinals. Kingsbury guided the Cardinals to the playoffs a year ago with 11 wins, Arizona's most of his tenure.

RED RAIDERS ON NFL ROSTERS

NAME (YEARS AT TECH)	NFL TEAM
Jack Anderson, OL (2017-20)	New York Giants
Jordyn Brooks, LB (2016-19)	Seattle Seahawks
Cody Davis, DB (2009-12)	New England Patriots
Sam Eguavoen, OL (2011-14)	Miami Dolphins
Erik Ezukanma (2019-21)	Miami Dolphins
Kerry Hyder, DL (2009-13)	San Francisco 49ers
Patrick Mahomes II, QB (2014-16)	Kansas City Chiefs
Zech McPhearson, DB (2019-20)	Philadelphia Eagles
Terence Steele, OL (2016-19)	Dallas Cowboys
Broderick Washington Jr., DL (2016-19)	Baltimore Ravens
*Antoine Wesley, WR (2016-18)	Arizona Cardinals
*Dawson Deaton, OL (2018-21)	Cleveland Browns
*Jakeem Grant, WR (2012-15)	Cleveland Browns
Practice Squad	
Dakota Allen, LB (2015, 2017-18)	Cleveland Browns
Cameron Batson, WR (2014-17)	Atlanta Falcons
Le'Raven Clark, OL (2012-15)	Philadelphia Eagles
Keke Coutee, WR (2015-17)	Indianapolis Colts
Da'Marcus Fields, DB (2016-21)	New Orleans Saints
Kaylon Geiger, WR (2021)	Tampa Bay Buccaneers
Davis Webb, QB (2013-15)	New York Giants

* designates players on Injured Reserve

QUICK FACTS

TEXAS TECH UNIVERSITY

Founded	1923
Enrollment	40,322
Nickname	Red Raiders
Chancellor	Dr. Tedd Mitchell
President	Dr. Lawrence Schovanec
Director of Athletics	Kirby Hocutt
Official Mascot	Masked Rider (horse and rider)
Unofficial Mascot	Raider Red (cartoon figure)

TEAM HISTORY

First Season	1925
All-Time Record/Seasons	580-470-32/98th
All-Time Conference Record	278-257-10
Conference Championships	11
Bowl Appearances/Record	38 (14-23-1)

STADIUM INFORMATION

Name	Jones AT&T Stadium
Capacity	60,454
Stadium Luxury Suites	85
Stadium Club Seats	1,644
Stadium Surface	FieldTurf (installed 2017)
Band	Goin' Band from Raiderland (400 members)

TEAM INFORMATION

2021 Overall Record	7-6
Big 12 Record (Finish)	3-6 (T-7th)
Home Record	3-3
Road Record	2-3
Neutral	2-0
Lettermen Returning/Lost	50/28
Starters Returning/Lost (Offense)	4/7
Starters Returning/Lost (Defense)	6/5
Newcomers	48

SUPPORT STAFF

Head Strength Coach	Lance Barilow (First Season)
Associate Strength Coach	Aaron Hall (First Season)
Assistant Strength Coach	Brandon Lee (Second Season)
Assistant Strength Coach	Brandy Musgrave (First Season)
Assistant Strength Coach	Beef Watson (First Season)
Associate A.D./FB Admin.	Antonio Huffman (Fourth Season)
Director of FB Operations	Quintin Jordan (First Season)
Director of Player Personnel	James Blanchard (First Season)
Director of Scouting	Brian Nance (First Season)
Director of Player Development	Dave Martin (First Season)
Asst. Dir. Player Development	Sammy Morris (First Season)
Asst. Dir. of Ops & Recruiting	Harrison Hanna (First Season)
Dir. of Recruiting Operations	Kate Shealy (Second Season)
Dir. of On-Campus Recruiting	Preslee Quisenberry (First Season)
Recruiting & Personnel Asst.	Sean Kenney (First Season)
Senior Offensive Analyst	Kirk Bryant (First Season)
Special Teams Analyst	Tyler Schovanec (First Season)
Defensive Quality Control	Ryan Conry (First Season)
Defensive Quality Control	James Lockhart (First Season)
Offensive Quality Control	Diego Ortiz (Sixth Season)
Offensive G.A.	Lou Bunning (First Season)
Offensive G.A.	Trent Vasey (First Season)
Defensive G.A.	Kirby Ennis (Third Season)
Defensive G.A.	Jah'Shawn Johnson (First Season)
Football Dietitian	Hannah Petersen (First Season)
Head Athletic Trainer	Drew Krueger (9th Season)
Assoc. Athletic Trainer	Michael Ramirez (3rd Season)
Asst. Athletic Trainer	Katherine Carden (2nd Season)
Asst. Athletic Trainer	Steven Lapsa (2nd Season)
Director of FB Video	Chris Velasquez (12th Season)
Video Coordinator	Eric Gerald (7th Season)
Asst. A.D./Equipment	Zane Perry (18th Season)
Head Equipment Manager	Cayman Ancell (6th Season)
Asst. Equipment Manager	Roger Lira (5th Season)
Asst. Equipment Manager	Jacob Gore (4th Season)

TEXAS TECH COACHING STAFF



ZACH KITTLEY

Offensive Coordinator/Quarterbacks
1st Season at Tech
Game Day Location: Sideline

Career Breakdown: Kittley, the architect behind one of the nation's top offenses the past two years at both Houston Baptist (2018-20) at Western Kentucky (2021), returned to his alma mater for his second stint on the coaching staff (2013-17). Kittley has worked with a pair of NFL quarterbacks during his short coaching career, first with Patrick Mahomes II at Texas Tech and then Bailey Zappe at both Houston Baptist and Western Kentucky.



KENNY PERRY

Associate Head Coach/Special Team Coordinator/Running Backs
1st Season at Tech
Game Day Location: Sideline


Career Breakdown: Perry, a legendary high school head coach, himself, in the Dallas-Fort Worth metroplex, joined the Red Raider staff after two seasons at SMU. Perry, who has also been on staff at both Kansas and TCU, spent 14 years as a high school head coach, finishing 67-22 over his final seven seasons at Arlington Bowie alone. He is a former member of the THSCA Board of Directors.



JOSH BOOKBINDER

Inside Linebackers
1st Season at Tech
Game Day Location: Pressbox

Career Breakdown: Bookbinder reunites with McGuire after the two previously served on the defensive staff at Baylor (2019-21). Bookbinder was a defensive quality control assistant during that span for a Baylor program that recorded a pair of 10-win seasons and appeared in two Big 12 Championship games, winning the conference crown in 2021. He is the grandson of legendary Baylor head coach Grant Teaff.



ZARNELL FITCH

Defensive Line
1st Season at Tech
Game Day Location: Sideline

Career Breakdown: Fitch, another one-time Texas High School Coaches Association member to join McGuire's charter staff, had previously served in a similar role at TCU. Fitch oversaw the TCU defensive line each of the past six years after beginning his tenure as the Director of High School Relations in 2014. Fitch mentored 11 Horned Frogs who earned All-Big 12 honors during his tenure, a list that featured four first-team selections.



EMMETT JONES

Passing Game Coordinator/Receivers
1st Season at Tech
Game Day Location: Sideline

Career Breakdown: Jones, a highly-respected figure from his time as the head coach at South Oak Cliff High School (Dallas), was previously the outside receivers coach for the Red Raiders from 2016-18 after originally joining then head coach Kliff Kingsbury's staff as Director of Player Development. Prior to his return to Lubbock, Jones spent three seasons at Kansas where he oversaw the wide receiver room in 2019 before being promoted to passing game coordinator for the 2020 and 2021 campaigns.



TIM DERUYTER

Defensive Coordinator
1st Season at Tech
Game Day Location: Sideline


Career Breakdown: DeRuyter arrived in Lubbock having served as a defensive coordinator or a head coach in each of the past 20 seasons. He has been the defensive coordinator at the likes of Ohio (1995-98, 2002-04), Navy (1999-00), Air Force (2007-09), Texas A&M (2010-11), Cal (2017-20) and Oregon (2021) over his career as well as a head coach following five seasons leading Fresno State where he led the Bulldogs to consecutive MWC titles.



C.J. AH YOU

Outside Linebackers
1st Season at Tech
Game Day Location: Sideline


Career Breakdown: Ah You's hiring marks his return to the Big 12 where he previously starred at Oklahoma (2005-06) before enjoying a six-year NFL career with the St. Louis Rams. He returned to his alma mater as a defensive quality control assistant for the Sooners during the 2014-15 seasons. He has also served as the defensive line coach at Vanderbilt from 2016-18 and as a quality control coach at USC last season.



JOSH COCHRAN

Tight Ends
1st Season at Tech
Game Day Location: Pressbox

Career Breakdown: Cochran shifts over to coach the tight ends after spending the previous two seasons as the co-offensive coordinator and offensive line coach at Austin Peay. Austin Peay was Cochran's first full-time coaching role at the FBS or FCS levels after previously serving in various roles at both North Carolina (2020) and Baylor (2017-19). Back in July, Cochran was named to Dave Campbell's Texas Football "40 under 40" coaches list.



STEPHEN HAMBY

Offensive Line
1st Season at Tech
Game Day Location: Sideline

Career Breakdown: Hamby heads back to West Texas following one season at Western Kentucky where he, along with new offensive coordinator Zach Kittley, helped build one of the top offenses in the country. Hamby a Texas Tech alum, starred on the offensive line as a Red Raider where he helped lead Tech to four-consecutive bowl appearances, including two trips to the Cotton Bowl. He served as a Graduate Assistant for Tech from 2013-15.



MARCEL YATES

Passing Game Coordinator/Secondary
1st Season at Tech
Game Day Location: Sideline

Career Breakdown: Yates, a former defensive coordinator at both Boise State and Arizona, arrives in Lubbock from Oregon where he was the secondary and passing game coordinator during the 2021 season. Oregon closed the season ranked fifth in the FBS for total interceptions (17) and 26th nationally with 22 takeaways following an appearance in the Valero Alamo Bowl. He has worked alongside defensive coordinator Tim DeRuyter each of the past two seasons at both Cal and Oregon.

BIG 12 CONFERENCE STANDINGS

	CONF	PCT.	OVERALL	STK
Kansas	1-0	.1000	3-0	W3
Iowa State	0-0	.000	3-0	W3
Oklahoma	0-0	.000	3-0	W3
Oklahoma State	0-0	.000	3-0	W3
TCU	0-0	.000	2-0	W2
Baylor	0-0	.000	2-1	W1
Kansas State	0-0	.000	2-1	L1
Texas	0-0	.000	2-1	W1
Texas Tech	0-0	.000	2-1	L1
West Virginia	0-1	.000	1-2	W1

BIG 12 PRESEASON POLL

TEAM	POINTS
1. Baylor (17)	365
2. Oklahoma (12)	354
3. Oklahoma State (9)	342
4. Texas (2)	289
5. Kansas State	261
6. Iowa State (1)	180
7. TCU	149
8. West Virginia	147
9. Texas Tech	119
10. Kansas	48

BIG 12 UPCOMING SCHEDULE

Thursday, September 22
West Virginia at Virginia Tech (ESPN), 6:30 p.m. CT/7:30 p.m. ET
Saturday, September 24
TCU at SMU, (ESPNU), 11:00 a.m.
Baylor at Iowa State (ESPN2), 11:00 a.m.
Duke at Kansas (FS1), 11:00 a.m.
Texas at Texas Tech (ESPN), 2:30 p.m.
Kansas State at Oklahoma (FOX), 7:00 p.m.
Saturday, October 1
Oklahoma State at Baylor
Iowa State at Kansas
Texas Tech at Kansas State
Oklahoma at TCU
West Virginia at Texas

FUTURE NON-CON SCHEDULES

2023	at Wyoming, Oregon, Tarleton State
2024	Abilene Christian, at Oregon, North Texas
2025	Arkansas-Pine Bluff, Colorado State, Oregon State
2026	Abilene Christian, at Oregon State, Colorado State
2027	Arkansas-Pine Bluff, at North Texas, N.C. State
2028	at Mississippi State, Wyoming
2029	Mississippi State, at Fresno State
2030	Fresno State, Arkansas
2031	at Arkansas
2032	Fresno State



NATIONAL RANKINGS

ASSOCIATED PRESS (Week 4)

Team	Record	Points
1. Georgia (59)	3-0	1569
2. Alabama (3)	3-0	1492
3. Ohio State (1)	3-0	1473
4. Michigan	3-0	1364
5. Clemson	3-0	1268
6. Oklahoma	3-0	1257
7. USC	3-0	1197
8. Kentucky	3-0	1096
9. Oklahoma State	3-0	1071
10. Arkansas	3-0	920
11. Tennessee	3-0	866
12. NC State	3-0	781
13. Utah	2-1	684
14. Penn State	3-0	666
15. Oregon	2-1	593
16. Ole Miss	3-0	585
17. Baylor	2-1	494
18. Washington	3-0	485
19. BYU	2-1	381
20. Florida	2-1	360
21. Wake Forest	3-0	345
22. Texas	2-1	339
23. Texas A&M	2-1	309
24. Pittsburgh	2-1	181
25. Miami	2-1	123

RECEIVING VOTES: Michigan State 91, Florida State 85, Appalachian State 77, North Carolina 72, Washington State 62, Cincinnati 52, Oregon State 49, Minnesota 48, Kansas 23, Syracuse 7, LSU 5, Wisconsin 4

USAT/AFCA COACHES POLL (Week 4)

Team	Record	Points
1. Georgia (25)	3-0	1594
2. Alabama (25)	3-0	1580
3. Ohio State (1)	3-0	1505
4. Michigan	3-0	1379
5. Clemson	3-0	1362
6. Oklahoma	3-0	1281
7. USC	3-0	1183
8. Oklahoma State	3-0	1161
9. Kentucky	3-0	1063
10. Arkansas	3-0	934
11. NC State	3-0	919
12. Tennessee	3-0	826
13. Ole Miss	3-0	734
14. Utah	2-1	726
15. Penn State	3-0	579
16. Wake Forest	3-0	529
17. Baylor	2-1	507
18. Oregon	2-1	468
19. Texas	2-1	438
20. Texas A&M	2-1	385
21. Michigan State	2-1	305
22. Florida	2-1	297
23. BYU	2-1	253
24. Washington	3-0	244
25. Miami	2-1	234

RECEIVING VOTES: Pittsburgh 210, Florida State 107, Appalachian State 68, Oregon State 57, Washington State 55, Cincinnati 37, Syracuse 24, Minnesota 24, Iowa State 15, North Carolina 12, TCU 7, Kansas 5, Wisconsin 4, Air Force 4, Notre Dame 2, Mississippi State 2, LSU 2, Duke 2, East Carolina 1, Coastal Carolina 1.

COLLEGE FOOTBALL PLAYOFF

The first CFP poll will debut Nov. 1

TECH IN THE NATIONAL RANKINGS

WEEK	AP	COACHES	CFP
Preseason	NR	NR	--
Week 2	NR	RV	--
Week 3	RV	RV	--
Week 4	NR	NR	--
Week 5	--	--	--
Week 6	--	--	--
Week 7	--	--	--
Week 8	--	--	--
Week 9	--	--	--
Week 10	--	--	--
Week 11	--	--	--
Week 12	--	--	--
Week 13	--	--	--
Week 14	--	--	--
Week 15			
Week 16			

THE LAST TIME TEXAS TECH WAS...

Ranked in AP Poll	Sept. 23, 2018 (No. 25)
Ranked in Coaches' Poll	Nov. 3, 2013 (No. 23)
RV in the AP Poll	Sept. 11, 2022 (RV)
RV in Coaches' Poll	Sept. 11, 2022 (RV)

MISCELLANEOUS RECORDS:

Highest Ranking (AP):	No. 2 (Nov. 2-16, 2008)
Highest Ranking (Coaches):	No. 2 (Nov. 9-16, 2008)
Highest Final Ranking (AP):	No. 11 (1938, 1973)
Highest Final Ranking (Coaches):	No. 11 (1973)
Consecutive Weeks Ranked (AP):	20 (2004-06)
Consecutive Weeks Ranked (Coaches):	25 (2004-06)

INDIVIDUAL GAME HIGHS

PASSING

Name	Completions		Attempts		Yards		Career 300-Yard Passing Games
	2022	Career	2022	Career	2022	Career	
#2 Behren Morton	7 (vs. Murray St.)	same	10 (vs. Murray St.)	same	97 (vs. Murray St.)	same	0
#7 Donovan Smith	36 (vs. Houston)	same	58 (vs. Houston)	same	350 (vs. Houston)	same	2
#12 Tyler Shough	6 (vs. Murray St.)	26 ('21 vs. FIU)	10 (vs. Murray St.)	35 ('21 vs. FIU)	154 (vs. Murray St.)	399 ('21 vs. FIU)	3 (2/1)*
Name	Longest Pass		TDs		INTs		
	2022	Career	2022	Career	2022	Career	
#2 Behren Morton	38 (at NC State)	same	1 (vs. Murray St.)	same	1 (2x, last at NC State)	same	
#7 Donovan Smith	54 (vs. Houston)	75 ('21 at Baylor)	4 (vs. Murray St.)	same	3 (vs. Houston)	same	
#12 Tyler Shough	39 (vs. Murray St.)	75 ('21 vs. SFA)	1 (vs. Murray St.)	4 (2x, last '21 vs. FIU)	--	2 (2x, last '21 vs. SFA)	

RUSHING

	Attempts		Yards		TDs		Longest Career	100-Yd
Name	2022	Career	2022	Career	2022	Career	Run	Games
#4 SaRodorick Thompson	9 (at NC State)	28 ('19 at Baylor)	48 (vs. Murray St.)	153 ('19 at Baylor)	--	3 ('21 vs. TCU)	75 ('20 at Texas)	5
#14 Xavier White	--	14 ('20 at Kansas)	--	135 ('20 at Kansas)	--	1 (5x, last '21 at OU)	70 ('20 at Okla. St)	2
#22 Bryson Donnell	8 (vs. Murray St.)	same	23 (vs. Murray St.)	same	--	--	15 ('22 vs. Murray St)	0
#28 Tahj Brooks	17 (vs. Houston)	same	78 (vs. Houston)	134 ('21 vs. Houston)	3 (vs. Murray St.)	same	67 ('21 vs. SFA)	3
Quarterbacks								
#2 Behren Morton	3 (vs. Murray St.)	same	20 (at NC State)	same	--	--	17 ('21 vs. Okla. St)	0
#7 Donovan Smith	21 (vs. Houston)	same	31 (vs. Houston)	50 ('21 vs. Iowa State)	1 (2x, last at NC State)	1 (5x, last '22 at NC State)	27 ('22 vs. Houston)	0
#12 Tyler Shough	1 (vs. Murray St.)	12 ('20 at Cal)*	17 (vs. Murray St.)	85 ('20 Stanford)*	--	1 (3x, '21 last vs. Houston)	33 ('20 at Wash. St)*	0

RECEIVING

	Receptions			Yards		TDs		Longest Career	100-Yd
Name	2022	Career	2022	Career	2022	Career	Reception	Games	
#1 Myles Price	5 (vs. Houston)	9 ('21 vs. Iowa State)	78 (vs. Houston)	175 ('21 vs. Iowa State)	1 (2x, last at NC State)	1 (5x, last '22 at NC State)	54 ('22 vs. Houston)	1	
#6 J.J. Sparkman	2 (vs. Houston)	3 ('21 at Oklahoma)	17 (at NC State)	37 ('21 at Oklahoma)	--	1 (2x, last '21 vs. Miss. St)	17 (2x, last '22 at NCST)	0	
#9 Jerand Bradley	6 (2x, last vs. Houston)	same	108 (vs. Murray St.)	same	2 (vs. Murray St.)	same	52 ('21 vs. Miss. St)	1	
#10 Trey Cleveland	3 (vs. Houston)	3 (2x, '22 vs. Houston)	24 (vs. Murray St.)	36 (2x, last '21 vs. TCU)	--	1 (2x, last '21 vs. FIU)	28 ('21 vs. FIU)	0	
#14 Xavier White	2 (vs. Houston)	5 (2x, last '20 at TCU)	38 (at NC State)	107 ('19 Montana St.)	--	1 (2x, last '21 vs. Houston)	45 ('19 Montana St.)	2	
#19 Loic Founji	4 (vs. Murray St.)	same	110 (vs. Murray St.)	same	2 (vs. Murray St.)	same	69 ('21 at Texas)	1	
#20 Nehemiah Martinez	5 (vs. Houston)	same	76 (vs. Houston)	same	1 (vs. Houston)	same	43 ('22 vs. Houston)	0	
#43 Henry Teeter	1 (vs. Murray St.)	1 (3x, last '22 vs. Murray St)	23 (vs. Murray St.)	same	--	--	23 ('22 vs. Murray St)	0	
#80 Mason Tharp	3 (at NC State)	3 (4x, last '22 at NC State)	26 (at NC State)	61 ('21 vs. FIU)	1 (vs. Murray St.)	1 (2x, last '22 vs. Murray St)	25 (3x last '21 vs. OSU)	0	
#88 Baylor Cupp	1 (2x, last vs. Houston)	same	20 (vs. Murray St.)	same	--	--	20 ('22 vs. Murray St)	0	
Running Backs									
#4 SaRodorick Thompson	4 (vs. Houston)	7 ('19 vs. Kansas St.)	30 (vs. Murray St.)	79 ('21 vs. TCU)	1 (vs. Murray St.)	same	75 ('21 vs. TCU)	0	
#28 Tahj Brooks	5 (2x, last at NC State)	same	44 (at NC State)	same	--	--	18 ('21 vs. Iowa St)	0	

DEFENSE

	Tackles		Sacks		TFLs			
Name	2022	Career	2022	Career	2022	Career	INT	FF
#0 Rayshad Williams	3 (2x, last vs. Houston)	7 ('21 vs. Oklahoma St.)	--	--	1.0 (vs. Murray St.)	1.0 (2x, last '22 vs. Murray St.)	--	--
#1 Krishon Merriweather	8 (vs. Houston)	12 (2x, last '20 vs. Kansas)	0.5 (vs. Murray St.)	1.5 ('20 vs. Kansas)	0.5 (vs. Murray St.)	2.0 ('20 vs. Kansas)	--	1 ('22 vs UH)
#2 Reggie Pearson Jr.	3 (2x, last at NC State)	11 ('21 at Baylor)	--	--	--	2.0 ('19 at ILL)*	1 (2x)	1 ('21 vs UH)
#5 Myles Cole	3 (vs. Murray St.)	4 (4x, last '21 at LSU)*	--	1.0 ('20 vs. ULL)*	0.5 (vs. Murray St.)	1.0 (2x, last '20 vs ULL)*	--	--
#6 Kosi Eldridge	7 (vs. Houston)	same	1.0 (vs. Houston)	1.0 (2x, last '22 vs Houston)	1.0 (2x, last vs. Houston)	1.0 (3x, last '22 vs Houston)	--	1 ('21 vs Miss St)
#7 Adrian Frye	--	7 ('19 TCU)	--	1.0 ('18 Kansas)	--	1.0 (2x, last '21 vs FIU)	2 ('18 vs. Lamar)	1 ('19 at Baylor)
#8 Jesiah Pierre	3 (vs. Murray St.)	6 ('21 vs. TCU)	--	--	--	0.5 (3x, last '21 vs. TCU)	--	--
#9 Marquis Waters	6 (2x, last at NC State)	13 ('19 Wake Forest)*	--	1.0 ('20 Virginia Tech)*	0.5 (at NC State)	2.0 (3x, last '20 at Ga. Tech)*	1 (4x)*	--
#11 Dimitri Moore	3 (vs. Murray St.)	13 ('19 vs. Kentucky)*	1.0 (vs. Houston)	1.0 (2x, last '22 vs Houston)*	1.0 (vs. Houston)	2.0 ('19 vs. Northern ILL)*	--	--
#13 Jacob Rodriguez	4 (2x, last at NC State)	same	--	--	1.0 (vs. Murray St.)	same	--	--
#19 Tyree Wilson	11 (at NC State)	same	2.0 (at NC State)	2.0 (3x, last '22 at NC State)	3.5 (at NC State)	same	--	--
#24 Malik Dunlap	3 (vs. Murray St.)	6 ('19 Wake Forest)*	--	1.0 ('20 Virginia)*	--	1.0 (2x)*	--	--
#25 Dadrion Taylor-Demerson	7 (vs. Houston)	8 (2x, last '21 at Baylor)	--	--	--	1.0 ('19 at OU)	1 (3x)	1 ('22 at NCST)
#32 Tyrique Matthews	5 (at NC State)	same	--	--	1.5 (vs. Murray St.)	same	--	1 ('21 vs K-State)
#54 Bryce Ramirez	3 (vs. Houston)	same	--	--	--	--	--	--
#95 Jaylon Hutchings	5 (vs. Houston)	7 (2x, last '21 at Baylor)	--	1.0 (5x, last at WVU)	1.0 (vs. Murray St.)	2.0 ('21 vs. SFA)	--	1 ('19 Okla St)
#96 Philip Bliidi	4 (2x, last at NC State)	6 ('21 vs. Oklahoma St.)	2.0 (vs. Murray St.)	same	3.0 (vs. Murray St.)	same	--	--
#97 Tony Bradford Jr.	3 (vs. Murray St.)	8 ('20 at Iowa State)	1.0 (vs. Murray St.)	1.0 (5x, last '22 vs. Murray St)	1.5 (vs. Murray St.)	2.5 ('20 Kansas)	--	--

* - indicates stats that include numbers accumulated at previous FBS institution

GAME FOUR DEPTH CHART

OFFENSE					
LT	76	Caleb Rogers	6-5	305	Jr.-2L
	66	Matt Keeler	6-6	305	So.-SQ
LG	70	Weston Wright	6-6	320	Sr.-3L
	-or-	75	Jacoby Jackson	6-6	Fr.-RS
C	56	Dennis Wilburn	6-3	320	Sr.-TR
	73	Cade Briggs	6-3	300	Sr.-TR
RG	72	Landon Peterson	6-6	300	Jr.-2L
	77	Ethan Carde	6-8	320	Sr.-2L
	-or-	50	Michael Shanahan	6-5	Jr.-TR
RT	71	Monroe Mills	6-6	315	So.-TR
	79	Ty Buchanan	6-6	295	Fr.-TR
QB	7	Donovan Smith	6-5	230	So.-1L
	2	Behren Morton	6-2	210	Fr.-RS
	12	Tyler Shough	6-5	230	Sr.-1L
RB	4	SaRodorick Thompson	6-0	220	Sr.-3L
	-or-	28	Tahj Brooks	5-10	Jr.-2L
	22	Bryson Donnell	5-10	215	Fr.-HS
TE	43	Henry Teeter	6-4	245	Sr.-1L
	-or-	80	Mason Tharp	6-9	So.-1L
	-or-	88	Baylor Cupp	6-6	Jr.-TR
X	9	Jerand Bradley	6-5	215	Fr.-RS
	6	J.J. Sparkman	6-4	220	So.-1L
	-or-	10	Trey Cleveland III	6-4	Jr.-2L
Y	1	Myles Price	5-10	180	Jr.-2L
	20	Nehemiah Martinez I	5-9	205	So.-1L
H	14	Xavier White	6-0	190	Sr.-2L
	-or-	13	Brady Boyd	6-1	So.-TR
	5	Chadarius Townsend	6-0	205	Sr.-2L
Z	19	Loic Fouonji	6-4	220	So.-1L
	13	Brady Boyd	6-1	195	So.-TR

DEFENSE					
NT	95	Jaylon Hutchings	6-0	310	Sr.-3L
	42	Vidal Scott Jr.	6-1	285	Sr.-TR
	-or- 5	Myles Cole	6-6	285	Sr.-TR
DT	97	Tony Bradford Jr.	6-1	300	Sr.-3L
	96	Philip Blidi	6-3	295	Jr.-2L
	-or- 5	Myles Cole	6-6	285	Sr.-TR
EDGE	19	Tyree Wilson	6-6	275	Sr.-2L
	43	Joseph Adedire	6-3	270	Fr.-HS
WILL	6	Kosi Eldridge	6-0	230	Sr.-3L
	13	Jacob Rodriguez	6-1	235	So.-TR
	-or- 32	Tyrique Matthews	5-11	235	Sr.-3L
MIKE	1	Krishon Merriweather	6-0	235	Sr.-2L
	11	Dimitri Moore	6-3	235	Sr.-TR
OLB	8	Jesiah Pierre	6-2	245	Jr.-1L
	51	Robert Wooten	6-3	265	So.-RS
STAR	9	Marquis Waters	6-1	215	Sr.-1L
	16	Keyon Blankenbaker	5-10	185	Sr.-TR
CB	0	Rayshad Williams	6-3	195	Sr.-1L
	3	Kobee Minor	6-0	185	So.-1L
S	25	Dadrion Taylor-Demerson	5-11	195	Sr.-3L
	31	Joseph Plunk	5-10	180	So.-SQ
S	2	Reggie Pearson Jr.	5-11	200	Sr.-1L
	18	Tyler Owens	6-2	200	Sr.-TR
CB	24	Malik Dunlap	6-3	215	Sr.-1L
	10	Cam White	6-0	215	Sr.-1L

SPECIAL TEAMS					
P	31	Austin McNamara	6-4	195	Sr.-3L
	37	Brook Honore'	6-0	185	Fr.-HS
K -or-	36	Trey Wolff	6-4	210	Sr.-3L
	99	Gino Garcia	6-2	200	Jr.-TR
LS	30	Jackson Knotts	5-11	185	So.-1L
	61	Jacob Mauch	6-3	220	Jr.-SQ
KO	36	Trey Wolff	6-4	210	Sr.-3L
	99	Gino Garcia	6-2	200	Jr.-TR
H	31	Austin McNamara	6-4	195	Sr.-3L
	2	Behren Morton	6-2	210	Fr.-RS
KR	14	Xavier White	6-0	190	Sr.-2L
	1	Myles Price	5-10	180	Jr.-2L
	5	Chadarius Townsend	6-0	205	Sr. 2L
	9	Marquis Waters	6-1	215	Sr.1L
PR or	1	Myles Price	5-10	180	Jr.-2L
	82	Drew Hocutt	6-0	185	So.-TR

PRONUNCIATION GUIDE

Joseph Adedire	A-day-dee-ray
E'Maurion Banks	e-mar-ee-un
Keyon Blankenbaker	Key-on / Blank-N-baker
Philip Blidi	Blee-dee
Jerand Bradley	Jer-un
Tahj Brooks	Taj
Ethan Carde	Card
Drew DeArman	De-R-man
Bryson Donnell	Don-L
Coy Eakin	E-Kin
Kosi Eldridge	Co-sigh
Tavares Elston Jr.	Ta-VAR-us

Loic Fouonji	Low-ick / Fun-G
Adrian Frye	Fry
James Grando	Gron-do
Brooke Honore'	Hono-Ray
Maurion Horn	Mare-E-on
Ty Kana	Can-uh
Syncere Massey	Sincere / Mass-E
Trevon McAlpine	Trey-von
Gabe Oladipo	Ol-lah-dee-po
Jesiah Pierre	Jah-sigh-ah
Vidal Scott Jr.	Va-Dell
Tyler Shough	Shuck

Dadrion Taylor-Demerson	Day-dree-un
SaRodorick Thompson	Sah-rod-rick
Chadarius Townsend	Cha-dar-ee-us

OFFENSIVE DEPTH CHART: NOTES

LEFT TACKLE

76 CALEB ROGERS
Jr. | 6-5 | 305

- One of two returning starters on the offensive line; shifts from being a 13-game starter at right tackle in 2021 to the left side. Although, he did make three starts at LT to close the 2020 season that attributes to his 19-game starts streak. Once recruited by McGuire to attend Baylor.

66 MATT KEELER
So. | 6-6 | 305

- A native of Illinois; prepped at LaGrange (Ill.) Nazareth Academy before heading to St. Thomas More (Conn.) and then Coffeyville CC (Kan.) before arriving in Lubbock. Appeared in all three games in 2022 primarily on ST and late game situations.

LEFT GUARD

70 WESTON WRIGHT
Sr. | 6-6 | 320

- Saw team-best 33 consecutive starts streak snapped last week at NC State due to injury suffered versus Houston. Not ruled out to play vs. Texas. Most experienced player on the offensive side of the ball with 33 career starts, and one of two returning starters on the offensive line.

75 JACOBY JACKSON
R-Fr. | 6-6 | 335

- Made first career start at NC State at LG. Saw action with the first team as early as the first quarter in each of the first two games this season at RG, also played LG vs. Houston. Was a 2020 third team TSWA All-State selection. Both his father, Cedric, and uncle, Byron, played in the NFL.

CENTER

56 DENNIS WILBURN
Sr. | 6-3 | 320

- From two seasons at Texas A&M-Kingsville and the next two seasons at Hutchinson CC (Kan.), earned Texas Tech's starting center spot. Came to Texas Tech as a walk-on and earned a starting spot after a strong spring. Was a JuCo All-American and national champion.

73 CADE BRIGGS
Sr. | 6-3 | 300

- A transfer from New Mexico that joined Texas Tech in the spring of 2022. Did not participate in spring ball due to injury. Played guard as a freshman and left tackle the previous two seasons for the Lobos. Made 24 starts over past three seasons, the last 19 at LT.

RIGHT GUARD

72 LANDON PETERSON
Jr. | 6-6 | 300

- Started first three games in 2022 at RG. Four career starts. First was in 2021 at Kansas. Played soccer (goalie) before football, dad was head men's soccer coach at UT Permian Basin for 22 years, began football as HS freshman. Was a kicker as Fr., deep snapper as So. and moved to OL as a junior.

77 ETHAN CARDE
Sr. | 6-8 | 320

- Started nine games for Tech. First eight starts came at left tackle, including seven-straight to start 2020 season. Saw first action at guard in Tech's win at West Virginia last season. Spent one season at Coffeyville CC (Kan.), just like teammate Matt Keeler.

RIGHT TACKLE

71 MONROE MILLS
So. | 6-6 | 315

- Joined the Red Raiders in time for spring practices. The Oklahoma State transfer garnered first team reps at right tackle throughout the spring, helping build an edge for the spot heading into fall camp and ultimately the 2022 season as he's made the start over the first three games.

79 TY BUCHANAN
R-Fr. | 6-6 | 295

- Arrived this summer; transfer from USC after one season - redshirted. A consensus top-100 state recruit coming out of Corpus Christi Calallen last year. Tabbed the District 15-4A Most Valuable Offensive Lineman as a senior

WIDE RECEIVER (X)

9 JERAND BRADLEY
R-Fr. | 6-5 | 215

- Saw first career start in 2021 Liberty Bowl (now Miami Dolphin Erik Ezukanma opted out of game lending opportunity); entered season with five career receptions. Recorded six catches in each of first two games in 2022. Tallied over 3,000 yards receiving in three H.S. seasons.

6 J.J. SPARKMAN
So. | 6-4 | 220

- Caught two TDs passes in 2021, both claimed national attention as each was featured on "You Got Moss'd" on ESPN. The East Texas native covets being a bass fisherman and a wild-hog hunter, hobbies learned from family upbringing.

WIDE RECEIVER (H)

14 XAVIER WHITE
Sr. | 6-0 | 190

- From wide receiver in 2019, to running back in 2020 & 2021, White is back at WR for 2022. Broke out in first career game in 2019 for 5 rec., 107 yds. and one TD - three games later suffered a season-ending injury. Was a 1,000-yard receiver senior season at nearby Monterey H.S.

13 BRADY BOYD
So. | 6-1 | 195

- Transfer from Minnesota welcomed by a familiar face in Joey McGuire; McGuire and Kris Boyd, Brady's father coached together at Cedar Hill HS. Attracted offers from 17 schools, played in nine games for the Gophers as a true freshman.

WIDE RECEIVER (Y)

1 MYLES PRICE
Jr. | 5-10 | 180

- 2020 & 2021 Paul Hornung Award preseason watchlist, was the Red Raiders' leader in all-purpose yards last season (643); has totaled 1,316 all-purpose yards in his career. Recruited to Baylor by McGuire; sister went to Cedar Hill when McGuire was there.

20 NEHEMIAH MARTINEZ I
So. | 5-9 | 205

- Versatile product between RB and WR positions that owned standout high school career at Lubbock Copper H.S. having been tabbed District 3-5A MVP (posted 1,820 all-purpose yards). Set career highs in rec. (5), yds (76) and caught first TD from Lubbock area H.S. rival - now teammate QB Donovan Smith versus Houston.

WIDE RECEIVER (Z)

19 LOIC FOUONJI
Jr. | 6-4 | 210

- Missed end of 2021 season and first 12 spring football practices to a shoulder injury; fully recovered. Clocking running as fast as 23 mph during offseason workouts. Enjoys singing gospel or country for everyone to hear in locker room. First sport was soccer; moved to U.S. at 8-years-old from Cameroon.

13 BRADY BOYD
So. | 6-1 | 195

- Transfer from Minnesota welcomed by a familiar face in Joey McGuire; McGuire and Kris Boyd, Brady's father coached together at Cedar Hill HS. Attracted offers from 17 schools, played in nine games for the Gophers as a true freshman.

TIGHT END

43 HENRY TEETER
Sr. | 6-4 | 245

- Former walk-on surprised with scholarship in Aug. 2021. Mother, Felicia Teeter, serves as tight ends coach for Estacado H.S. in Lubbock. Made longest career reception (23 yards) in season opener versus Murray State.

80 MASON THARP
So. | 6-9 | 260

- Added 10 lbs. to his 6-foot-9 frame in the offseason. Clocking 19.5 mph on a GPS speed test this summer. Behren Morton, roommate, aided recruitment of Tharp starting with junior day. Caught Morton's first career TD pass in week one. Wears 3X-size gloves for hands that measure 10.5 inches.

QUARTERBACK

7 DONOVAN SMITH
So. | 6-5 | 230

- Started last two games. Tabbed week one back-up to Tyler Shough; entered the week one contest at beginning of second quarter for an injured Shough. Tossed a career-high four touchdowns over roughly one-and-a-half quarters (fourth TD came with 9:34 in the 3rd Qtr.). In week two start, set career highs in completions (36), attempts (58) and passing yards (351 as well as a career-long run (27). The 27-yard run came on the first play of Tech drive that started with 0:37 seconds in the 4Q that helped set up game-tying FG at end of regulation. Used legs again for game-winning TD in 2OT. Set back by interceptions over last two weeks; turned the ball over five times (including two Pick-6's), prior to last two weeks, owned just two career interceptions. Started the final four games of the 2021 season for the Red Raiders - the first four of his career. Was named the 2021 Liberty Bowl MVP as well as Offensive Player of the Game. Was sidelined 2020 season to a preseason injury. Father DeAndre Smith is an assistant coach for the New York Giants; was an assistant coach at Texas Tech last season.

2 BEHREN MORTON
R-Fr. | 6-2 | 210

- Was the highest-rated quarterback to ever sign with the Red Raiders after totaling more than 8,800 passing yards and 84 touchdowns in three seasons at Eastland High School. He was a consensus four-star prospect, ranking sixth nationally among pro-style quarterbacks. Morton grew up in Lubbock for part of his youth as his father was the head football coach at Monterey High School in Lubbock for 11 years. Entered Tech's contest versus Murray State at the 7:56 mark in the third quarter and finished game, playing most significant time early in his Red Raider career. Registered first career touchdown pass to roommate Mason Tharp early in the fourth quarter.

RUNNING BACK

4 SARODORICK THOMPSON
Sr. | 6-0 | 220

- A fixture in the Red Raiders backfield since 2019. Served as a team captain each of the past three seasons. Led Tech in rushing as a redshirt freshman and sophomore - becoming the eighth Red Raider freshman in program history to lead team in rushing and first Red Raider underclassman to lead back-to-back seasons since Taurean Henderson was the team leader over four-straight seasons from 2002-05. Put together another strong season in 2021 as part of a two-back system with Tahj Brooks - led the team in attempts and rushing touchdowns and ranked second for total rushing yards and rushing yards per game in 11 games. Became the 14th Red Raider in program history to surpass 2,000 career rushing yards as he crossed the milestone in the season opener versus Murray State.

28 TAHJ BROOKS
Jr. | 5-10 | 230

- A candidate at the top of the list for breakout season on the 2021 Tech roster, finished the season with a team-high 568 rushing yards at 6.5 yards per carry, as well as seven rushing touchdowns. That contrasts sharply with the 255 rushing yards, 3.7 yards per carry and four touchdowns he had as a freshman. In just nine games last season, Brooks registered four 40+ yard runs, which tied the home run threat for the 10th most among FBS players as season ago. When he points to his wrist, it's been coined as "Brooks time," a touchdown celebration that caught attention during the 2021 season opener, a self-proclaimed alternative celebration for the not-so-great dancer.

→ This duo has combined for more rushing TDs than any other FBS duo with 48. They've rushed for 3,033 combined yards and caught 104 passes for 651 yards.

DEFENSIVE DEPTH CHART: NOTES

TACKLE

95 JAYLON HUTCHINGS
Sr. | 6-0 | 310

- Most consistent player on the roster, sporting a team-best streak of 36 consecutive starts, aided by pushing through a high-ankle sprain during 2020 COVID season. Known to teammates as J-Boog or J-Boogie. Played running back as a junior in high school.

42 VIDAL SCOTT JR.
Sr. | 6-1 | 285

- Since being a Class 5A all-state honoree in 2016 at Pensacola (Fla.) West Florida, spent two years at Central Arkansas, one at Hinds CC in Raymond, Ms., and the previous two at Arkansas State. Holds two degrees, in nursing and in health studies, also EMT certified.

WILL

6 KOSI ELDRIDGE
Sr. | 6-0 | 230

- Slotted as a defensive back in 2021 and through 2022 spring football, shifted to weak-side linebacker during fall camp, ultimately earning the starting job. Had standout performance versus Houston, setting a new career-high in tackles with seven, besting previous high of four.

13 JACOB RODRIGUEZ
So. | 6-1 | 235

- Rider High School quarterback, turned Virginia quarterback, turned Tech linebacker. Passed for more than 7,000 yards and ran for more than 3,000 yards in three HS seasons. Returns to his home state after one season at UVA. Tallied four tackles and a TFL in Tech week one debut. Matched season-high of four tackles at NC State.

NOSE

97 TONY BRADFORD JR.
Sr. | 6-1 | 300

- A staple on the d-line for the past three seasons having played in 32 games with 15 starts (8 in 2020). Texas Tech's Big 12 Champions of Life representative. Intern with the Texas Tech Police Department since the spring of 2020. A 2022 nominee for both the Wuerffell Trophy and AFCA Good Works Team.

96 PHILIP BLIDI
Jr. | 6-3 | 285

- Has played in all 26 games since stepping on campus; stoodout in season opener with 2.0 sacks/3.0 TFLs (all in 1H). Born in N.J., moved to Portales, N.M. in 8th-grade (100 miles east of Lubbock) to Christian Children's Home. Son of Liberian immigrants. Married to wife, Emma; the couple has a child Amara.

MIKE

1 KRISHON MERRIWEATHER
Sr. | 6-0 | 235

- Sixth-year player starting third at Tech. Was the NJCAA national leader in tackles prior to becoming a Red Raider. Nicknamed "Coach K" by Coach McGuire for how he acts on the field, and K1 by his teammates. Appeared in 25 of Tech's last 26 games (started 18). Can perform a back flip in full pads.

11 DIMITRI MOORE
Sr. | 6-3 | 235

- Moore, a former state top-100 recruit from Cedar Hill who played for McGuire in his final season before joining Baylor - won a state title together ('14). Holds degree from Vanderbilt. Named to SEC All-Freshman Team. Joins Tech as a sixth-year; younger brother Jalon Peoples joined team as a freshman.

EDGE

19 TYREE WILSON
Sr. | 6-6 | 275

- Tabbed Texas Tech's top NFL prospect by several media entities. Led Red Raiders in TFLs (13.5) and sacks (7.0) in 2021; closed season as Liberty Bowl Defensive MVP. The 2022 goal is to repeat double-digit TFLs and post double-digit sacks - trending in that direction with 5.5 TFLs and 2.5 sacks after 3 games.

43 JOSEPH ADEDIRE
Fr. | 6-3 | 270

- Chose Tech over offers from more than a dozen power-five programs, including LSU, Michigan and Oregon. Enrolled for spring football. High school teammates with current teammate Jacoby Jackson. Debuted vs. Houston, did not record a stat. Credited with 0.5 TFL at NC State.

OLB

8 JESIAH PIERRE
Jr. | 6-2 | 245

- Joined the Red Raiders following two seasons at Florida and appearing in 13 games while in Gainesville. Played in 11 games (three starts) last season, first with Tech, and credited with 27 tackles. Made starts in first three games of 2022 and owns five tackles.

51 ROBERT WOOTEN
So. | 6-3 | 265

- Came to Texas Tech after one season (2020) at Virginia Tech but had to sit his first season as a Red Raider due to entering the portal late. A Texas native from the Houston suburbs. Rivals and 247Sports recruiting services both ranked Wooten among the top 100 recruits in Texas coming out of high school

STAR

9 MARQUIS WATERS
Sr. | 6-1 | 215

- Known as "Muddy" to his peers. Among Tech defensive players, leads group in most career starts with 41. The first 35 came at Duke before starting first four games for Tech in 2022 prior to injury (pectoral) - utilized available redshirt to extend career into sixth-year.

16 KEYON BLANKENBAKER
Sr. | 5-10 | 185

- A Kansas City native; family moved to Chicago area while in 6th grade. Accepted scholarship offer from Wyoming after receiving offers at Cincinnati among others as well as a preferred walk-on invitation to Wisconsin. Appeared in 40 gms, started 27, for the Cowboys. Likes painting/drawing/fashion.

CORNERBACK

0 RAYSHAD WILLIAMS
Sr. | 6-3 | 195

- The UCLA transfer made 12-straight starts to close first season at Tech in 2021, capped by a return to his hometown of Memphis for the Liberty Bowl. Drew assignment of opponent's top receiver throughout last season.

3 KOBEE MINOR
So. | 6-0 | 185

- Appeared in 10 games as a backup in the secondary or on special teams last season. Saw action in one game as a true freshman in 2020. His father played running back for the Washington Commanders in the 1980's. Brother, Darryl, is currently a linebacker at UTEP.

SAFETY

25 DADRION TAYLOR-DEMERTON
Sr. | 5-11 | 195

- Affectionately known as "Rabbit" since the 2nd grade to friends and family, coined from playing football as one of the smallest players on the team. Storied HS career included three-straight state titles [OKla.] and Player of the Year honors. In March 2022, became father to daughter Layla Grace.

31 JOSEPH PLUNK
So. | 5-10 | 180

- A walk-on from nearby Amarillo Tascosa that had an outstanding fall camp. His father Ken, serves as head coach at Tascosa. Played quarterback for a physical ground attack as he amassed over 2,500 yards rushing and over 500 yards passing senior season. Enjoys playing chess.

SAFETY

2 REGGIE PEARSON JR.
Sr. | 5-11 | 200

- Once a 12-game starter at Wisconsin in 2019, including that season's Rose Bowl win against Oregon. Sat out 2020 season to injury; transferred to Tech in time for 2021 summer workouts. Averaged more snaps per game (67.4) than any other Red Raider on defense in 2021.

18 TYLER OWENS
Sr. | 6-2 | 200

- Former five-star safety transferred to the Red Raiders from Texas after three seasons. Despite a limited role, Owens had a key punt block that was returned for a touchdown last time Texas played in Lubbock. He then blocked a punt for the Red Raiders in his first game playing for the home team against Murray State.

CORNERBACK

7 ADRIAN FRYE
Sr. | 6-0 | 205

- Eldest statesman on campus, of the super-seniors on Tech's roster, is the only player that's been a Red Raider all six seasons. Owns 35 career starts; made at least one start in each of previous now-five seasons. Harry Potter fan. Enjoys volunteering at the local Boys & Girls Club in the offseason.

24 MALIK DUNLAP
Sr. | 6-3 | 215

- Appeared in seven games, fighting injuries, with one start in first season at Tech in 2021, following three years at N.C. State - coincidentally the Red Raiders 2022 week three opponent. Singled out by position coach Marcel Yates as the most improved player from spring to the end of fall camp in his group.

ALPHABETICAL ROSTER

NO	NAME	POS
43	Joseph Adedire	DL
47	Tanner Allen	TE
56	Jackson Baggett	LB
98	E'Maurion Banks	DL
25	Blake Bedwell	RB
16	Keyon Blankenbaker	DB
96	Philip Blidi	DL
13	Brady Boyd	WR
15	Cole Boyd	DB
97	Tony Bradford Jr.	DL
9	Jerand Bradley	WR
73	Cade Briggs	OL
28	Tahj Brooks	RB
86	Jordan Brown	WR
79	Ty Buchanan	OL
91	Blake Burris	DL
33	Clazarion Campbell	RB
15	Cameron Cantrell	WR
77	Ethan Carde	OL
99	Sam Carrell	DL
10	Trey Cleveland III	WR
5	Myles Cole	DL
29	Chief Collins	DB
88	Baylor Cupp	TE
35	Patrick Curley	LB
27	Jon-Jon Davis	DB
45	Drew DeArman	LB
22	Bryson Donnell	RB
24	Malik Dunlap	DB
52	Harvey Dyson III	DL
85	Coy Eakin	WR
20	Gage Elder	LB
6	Kosi Eldridge	DB
17	Tavares Elston Jr.	DB
83	Jack Esparza	WR
49	Charles Esters III	OLB
17	Nate Floyd	WR
19	Loic Fouonji	WR
7	Adrian Frye	DB
99	Gino Garcia	PK
14	Hut Graham	DB
36	James Grando	OLB
63	Erik Gray	OL
48	Stone Harrington	PK
37	Brook Honore Jr.	P
22	Maurion Horn	DB
82	Drew Hocutt	WR
23	Landon Hullaby	DB
95	Jaylon Hutchings	DL
75	Jacoby Jackson	OL
41	Ty Kana	LB
66	Matt Keeler	OL
21	Tyler King	WR
30	Jackson Knotts	LS
18	Cooper LaFebre	QB
48	Derrick Lewis II	LB
26	Jason Lloyd	TE
64	Jurrien Loftin	OL
50	Trent Low	LB
37	Alpha Mara	DB
68	Seth Martin	OL
20	Nehemiah Martinez I	WR
90	Syncere Massey	DL
32	Tyrique Matthews	LB
61	Jacob Mauch	LS
93	Trevon McAlpine	DL
84	Zack McCown	TE
31	Austin McNamara	PK
1	Krishon Merriweather	LB
71	Monroe Mills	OL

NUMERICAL ROSTER

NO	PLAYER	POS	HT	WT	YR-EX	HOMETOWN (HIGH SCHOOL)
0	Cam'Ron Valdez	RB	5-9	205	Fr-RS	Rockdale, Texas (Rockdale)
0	Rayshad Williams	DB	6-3	195	Sr-1L	Memphis, Tenn. (Whitehaven)
1	Krishon Merriweather [*]	LB	6-0	235	Sr-2L	Hazelwood, Mo. (Hazelwood West)
1	Myles Price	WR	5-10	180	Jr-2L	The Colony, Texas (The Colony)
2	Behren Morton	QB	6-2	210	Fr-RS	Eastland, Texas (Eastland)
2	Reggie Pearson Jr.	DB	5-11	200	Sr-1L	Detroit, Mich. (River Rouge)
3	Kobee Minor	DB	6-0	185	So-1L	Lake Dallas, Texas (Lake Dallas)
4	SaRodorick Thompson Jr.	RB	6-0	220	Sr-3L	Irving, Texas (Ranchview)
5	Myles Cole	DL	6-6	285	Sr-TR	Shreveport, La. (Evangel Christian Academy)
5	Chadarius Townsend [*]	WR	6-0	205	Sr-2L	Tanner, Ala. (Tanner)
6	Kosi Eldridge [*]	LB	6-0	230	Sr-3L	Denton, Texas (Denton Ryan)
6	J.J. Sparkman	WR	6-4	220	So-1L	Longview, Texas (Pine Tree)
7	Adrian Frye [*]	DB	6-0	205	Sr-4L	Houston, Texas (Eisenhower)
7	Donovan Smith	QB	6-5	230	So-1L	Las Vegas, Nev. (Frenship)
8	Jesiah Pierre	OLB	6-2	245	Jr-1L	Mount Dora, Fla. (Mount Dora Christian Academy)
9	Jerand Bradley	WR	6-5	215	Fr-RS	Frisco, Texas (DeSoto)
9	Marquis Waters [*]	DB	6-1	215	Sr-1L	Delray Beach, Fla. (Atlantic)
10	Trey Cleveland III	WR	6-4	190	Jr-2L	Arlington, Texas (Arlington)
10	Cam White	DB	6-0	215	Sr-1L	Flora, Miss. (Madison Central)
11	Dimitri Moore [*]	LB	6-3	235	Sr-TR	Cedar Hill, Texas (Cedar Hill)
12	Jalon Peoples	DB	5-11	175	Fr-HS	Cedar Hill, Texas (Cedar Hill)
12	Tyler Shough	QB	6-5	230	Sr-1L	Chandler, Ariz. (Hamilton)
13	Brady Boyd	WR	6-1	195	So-TR	Southlake, Texas (Southlake Carroll)
13	Jacob Rodriguez	LB	6-1	235	So-TR	Wichita Falls, Texas (Rider)
14	Hut Graham	DB	6-1	190	Fr-HS	Gunter, Texas (Gunter)
14	Xavier White	WR	6-0	190	Sr-2L	Lubbock, Texas (Monterey)
15	Cole Boyd	DB	6-3	215	Jr-2L	Boerne, Texas (Boerne)
15	Cameron Cantrell	WR	6-1	200	Jr-SQ	Whitehouse, Texas (Whitehouse)
16	Keyon Blankenbaker [*]	DB	5-10	185	Sr-TR	Oak Park, Ill. (Oak Park-River Forest)
16	Jaden Morris	QB	5-11	200	Fr-HS	Arlington, Texas (Lamar)
17	Tavares Elston Jr.	DB	5-10	200	Fr-HS	Gulf Shores, Ala. (Gulf Shores)
17	Nate Floyd	WR	6-0	190	So-1L	College Station, Texas (A&M Consolidated)
18	Tyler Owens	DB	6-2	200	Sr-TR	Plano, Texas (Plano East)
18	Cooper LaFebre	QB	6-1	175	Fr-RS	Lubbock, Texas (Cooper)
19	Loic Fouonji	WR	6-4	210	Jr-2L	Midland, Texas (Lee)
19	Tyree Wilson	OLB	6-6	275	Sr-2L	Henderson, Texas (West Rusk)
20	Gage Elder	LB	5-11	225	Fr-RS	Rockwall, Texas (Rockwall)
20	Nehemiah Martinez I	WR	5-9	205	So-1L	Lubbock, Texas (Cooper)
21	Tyler King	WR	5-9	185	Fr-HS	Houston, Texas (Alief Taylor)
21	Cameron Watts	DB	5-11	195	Sr-2L	Tulsa, Okla. (Union)
22	Bryson Donnell	RB	5-10	215	Fr-HS	Tyler, Texas (Legacy)
22	Maurion Horn	DB	5-11	175	Fr-HS	Broken Arrow, Okla. (Broken Arrow)
23	Landon Hullaby	DB	6-0	205	Fr-HS	Mansfield, Texas (Timberview)
24	Malik Dunlap	DB	6-3	215	Sr-1L	Charlotte, N.C. (Harding)
25	Blake Bedwell	RB	5-10	190	So-TR	Amarillo, Texas (Amarillo)
25	Dadrion Taylor-Demerson	DB	5-11	195	Sr-3L	Oklahoma City, Okla. (Carl Albert)
26	Jason Lloyd	TE	6-4	250	Jr-1L	Belmont, Calif. (Carmont)
26	Sammy Morris IV	DB	6-1	195	Fr-RS	Prosper, Texas (Prosper)
27	Jon-Jon Davis	DB	6-1	185	So-SQ	Dallas, Texas (South Oak Cliff)
28	Tahj Brooks	RB	5-10	230	Jr-2L	Manor, Texas (Manor)
29	Chief Collins	DB	5-11	200	Fr-RS	Lucas, Texas (Lovejoy)
30	Jackson Knotts	LS	5-11	185	So-1L	Plant City, Fla. (Plant City)
31	Austin McNamara	P	6-4	195	Sr-3L	Gilbert, Ariz. (Highland)
31	Joseph Plunk	DB	5-10	180	So-SQ	Amarillo, Texas (Tascosa)
32	Tyrique Matthews	LB	5-11	235	Sr-3L	Houston, Texas (Eisenhower)
33	Clazarion Campbell	RB	5-9	185	Fr-RS	Saginaw, Texas (Saginaw)
33	Matthew Young [*]	LB	6-1	240	Sr-1L	Las Cruces, N.M. (Oñate)
34	Bryce Robinson	LB	6-2	235	Jr-SQ	Sachse, Texas (Sachse)
35	Patrick Curley	LB	6-2	230	Sr-3L	Wagoner, Okla. (Wagoner)
36	James Grando	OLB	6-2	220	Jr-TR	Arlington, Texas (Lamar)
36	Trey Wolff	PK	6-4	210	Sr-3L	Spring, Texas (Klein)
37	Brook Honore Jr.	P	6-0	185	Fr-HS	Manvel, Texas (Manvel)
37	Alpha Mara	DB	6-1	155	Jr-SQ	Austin, Texas (Akins)
38	Jett Whitfield	DB	5-10	210	Jr-SQ	New Deal, Texas (New Deal)
39	Charles Robinson	TE	6-0	250	Fr-RS	Lubbock, Texas (Coronado)
40	Wesley Smith	LB	5-10	215	Fr-HS	Midland, Texas (Legacy)
41	Ty Kana	LB	6-2	235	Fr-HS	Katy, Texas (Katy)
42	Vidal Scott Jr. [*]	DL	6-1	285	Sr-TR	Pensacola, Fla. (West Florida)
43	Joseph Adedire	DL	6-3	270	Fr-HS	Mansfield, Texas (Summit)
43	Henry Teeter	TE	6-4	245	Sr-1L	San Angelo, Texas (Central)
45	Drew DeArman	LB	6-1	215	Fr-HS	Arlington, Texas (Joshua)
46	Ben Roberts	LB	6-3	225	Fr-HS	Haslet, Texas (Eaton)
47	Tanner Allen	TE	6-3	260	Fr-HS	Bryan, Texas (Bryan)

NUMERICAL ROSTER

NO	PLAYER	POS	HT	WT	YR-EX	HOMETOWN (HIGH SCHOOL)
48	Stone Harrington	PK	6-3	185	Fr-HS	Colleyville, Texas (Colleyville)
48	Derrick Lewis II	LB	6-1	215	So-1L	Schertz, Texas (Samuel Clemens)
49	Charles Esters III	OLB	6-3	250	Fr-RS	Cedar Hill, Texas (Cedar Hill)
50	Trent Low	LB	6-1	220	So-SQ	Midland, Texas (Lee)
50	Michael Shanahan	OL	6-5	320	Jr-TR	Orlando, Fla. (First Academy)
51	Robert Wooten	OLB	6-3	265	So-RS	Stafford, Texas (Stafford)
52	Harvey Dyson III	DL	6-3	260	Fr-HS	Cedar Hill, Texas (Cedar Hill)
54	Bryce Ramirez	OLB	6-2	235	Jr-1L	Missouri City, Texas (George Ranch)
56	Jackson Baggett	LB	6-3	225	Jr-SQ	Bushland, Texas (Bushland)
56	Dennis Wilburn	OL	6-3	320	Sr-TR	Humble, Texas (Nimitz)
58	Jack Tucker	OL	6-7	305	Fr-RS	Argyle, Texas (Argyle)
59	Isaac Smith	OLB	6-6	245	Fr-RS	Wagoner, Okla. (Wagoner)
61	Jacob Mauch	LS	6-3	220	So-SQ	Covina, Calif. (South Hills)
62	Kaden Weatherby	OL	6-6	300	Fr-HS	Aurora, Colo. (Eaglecrest)
63	Erik Gray	OL	6-2	275	Fr-HS	Amarillo, Texas (Amarillo)
64	Jurrien Loftin	OL	6-5	290	Fr-HS	Aledo, Texas (Aledo)
65	Sheridan Wilson	OL	6-5	285	Fr-HS	Argyle, Texas (Argyle)
66	Matt Keeler	OL	6-6	305	So-SQ	Chicago, Ill. (Nazareth Academy)
68	Seth Martin	OL	6-3	285	Fr-HS	Fort Worth, Texas (Everman)
69	Caleb Rodkey	OL	6-4	300	Fr-RS	Missouri City, Texas (Ridge Point)
70	Weston Wright	OL	6-6	320	Sr-3L	New Braunfels, Texas (New Braunfels)
71	Monroe Mills	OL	6-6	315	So-TR	Columbia, Mo. (Father Tolton)
72	Landon Peterson	OL	6-6	300	Jr-2L	Odessa, Texas (Permian)
73	Cade Briggs	OL	6-3	300	Sr-TR	Las Vegas, Nev. (Bishop Gorman)
74	Cole Spencer*	OL	6-4	305	Sr-TR	Louisville, Ky. (Trinity)
75	Jacoby Jackson	OL	6-6	335	Fr-RS	Arlington, Texas (Mansfield Summit)
76	Caleb Rogers	OL	6-5	305	Jr-2L	Mansfield, Texas (Lake Ridge)
77	Ethan Carde	OL	6-8	320	Sr-2L	Valrico, Fla. (Bloomingtondale)
78	Larry Moore III	OL	6-6	275	So-SQ	Missouri City, Texas (Fort Bend Marshall)
79	Ty Buchanan	OL	6-6	295	Fr-TR	Corpus Christi, Texas (Calallen)
80	Mason Tharp	TE	6-9	260	So-1L	Klein, Texas (Klein)
82	Drew Hocutt	WR	6-0	185	So-TR	Lubbock, Texas (Frenship)
83	Jack Esparza	WR	6-4	215	Fr-HS	Austin, Texas (St. Michael's Catholic)
84	Zack McCown	TE	6-5	225	Fr-HS	Amarillo, Texas (Amarillo)
85	Coy Eakin	WR	6-2	200	Fr-HS	Stephenville, Texas (Stephenville)
86	Jordan Brown	WR	5-11	185	So-TR	Dallas, Texas (DeSoto)
87	Haydon Wiginton	WR	5-11	185	Fr-TR	Midlothian, Texas (Heritage)
88	Baylor Cupp	TE	6-6	250	Jr-TR	Brock, Texas (Brock)
89	Jayden York	TE	6-4	240	So-SQ	Austin, Texas (Bowie)
90	Syncere Massey	DL	6-5	330	Fr-HS	Cedar Hill, Texas (Cedar Hill)
91	Blake Burris	DL	6-5	300	Fr-RS	Irving, Texas (Parish Episcopal)
92	L.B. Moore	OLB	6-3	265	So-SQ	Amarillo, Texas (Tascosa)
93	Trevon McAlpine	DL	6-3	305	Fr-HS	Saraland, Ala. (Saraland)
94	Gabe Oladipo*	DL	6-3	295	Sr-SQ	Missouri City, Texas (Fort Bend Hightower)
95	Jaylon Hutchings	DL	6-0	310	Sr-3L	Forney, Texas (Forney)
96	Philip Blidi	DL	6-3	295	Jr-2L	Portales N.M. (Portales)
97	Tony Bradford Jr.	DL	6-1	300	Sr-3L	Houston, Texas (North Shore)
98	E'Maurion Banks	DL	6-5	305	Fr-RS	Wichita Falls, Texas (Rider)
99	Sam Carrell	DL	6-4	285	Fr-TR	Albuquerque, N.M. (Sandia)
99	Gino Garcia	PK	6-2	200	Jr-TR	Richardson, Texas (Pearce)

ROSTER KEY

* represents Super Senior in final year of eligibility.

COACHING STAFF

Head Coach
Associate Head Coach/Special Teams Coordinator/Running Backs
Defensive Coordinator
Offensive Coordinator/Quarterbacks
Outside Linebackers Coach
Linebackers Coach
Tight Ends Coach
Defensive Line Coach
Offensive Line Coach
Passing Game Coordinator/Wide Receivers
Passing Game Coordinator/Secondary Coach

Joey McGuire (First Season)
Kenny Perry (First Season)
Tim DeRuyter (First Season)
Zach Kittley (First Season)
C.J. Ah You (First Season)
Josh Bookbinder (First Season)
Josh Cochran (First Season)
Zarnell Fitch (First Season)
Stephen Hamby (First Season)
Emmett Jones (First Season)
Marcel Yates (First Season)

ALPHABETICAL ROSTER

NO	NAME	POS
3	Kobee Minor	DB
11	Dimitri Moore	LB
94	Larry Moore III	DL
92	L.B. Moore	OLB
16	Jaden Morris	QB
26	Sammy Morris IV	DB
2	Behren Morton	QB
94	Gabe Oladipo	DL
18	Tyler Owens	DB
2	Reggie Pearson Jr.	DB
72	Landon Peterson	OL
8	Jesiah Pierre	OLB
31	Joseph Plunk	DB
12	Jalon Peoples	DB
1	Myles Price	WR
54	Bryce Ramirez	OLB
46	Ben Roberts	LB
34	Bryce Robinson	LB
39	Charles Robinson	TE
69	Caleb Rodkey	OL
13	Jacob Rodriguez	LB
76	Caleb Rogers	OL
42	Vidal Scott Jr.	DL
50	Michael Shanahan	OL
12	Tyler Shough	QB
7	Donovan Smith	QB
59	Isaac Smith	OLB
40	Wesley Smith	LB
6	J.J. Sparkman	WR
74	Cole Spencer	OL
25	Dadrión Taylor-Demerson	DB
43	Henry Teeter	TE
80	Mason Tharp	TE
4	SaRoderrick Thompson Jr.	RB
5	Chadarius Townsend	WR
58	Jack Tucker	OL
0	Cam'Ron Valdez	RB
9	Marquis Waters	DB
21	Cameron Watts	DB
62	Kaden Weatherby	OL
10	Cam White	DB
14	Xavier White	WR
38	Jett Whitfield	DB
87	Haydon Wiginton	WR
56	Dennis Wilburn	OL
0	Rayshad Williams	DB
65	Sheridan Wilson	OL
19	Tyree Wilson	OLB
36	Trey Wolff	PK
51	Robert Wooten	OLB
70	Weston Wright	OL
89	Jayden York	TE
33	Matthew Young	LB

OFFENSIVE ROSTER BREAKDOWN

RETURNING/LOST

STARTERS RETURNING (4)

OL	Weston Wright
OL	Caleb Rogers
RB	SaRodorick Thompson
WR	Myles Price

OTHER RETURNERS WITH STARTING EXPERIENCE (10)

OL	Ethan Carde
TE	Mason Tharp
RB	Tahj Brooks
QB	Tyler Shough
QB	Donovan Smith
WR	Trey Cleveland
WR	Xavier White
OL	Landon Peterson
TE	Henry Teeter
WR	Jerand Bradley

LETTERWINNERS RETURNING (24)

WR	Jerand Bradley
RB	Tahj Brooks
OL	Ethan Carde
WR	Trey Cleveland
WR	Loic Fouonji
OL	Jacoby Jackson
OL	Matt Keeler
TE	Jason Lloyd
WR	Nehemiah Martinez
QB	Behren Morton
OL	Larry Moore
OL	Landon Peterson
WR	Myles Price
OL	Caleb Rogers
QB	Donovan Smith
QB	Tyler Shough
WR	J.J. Sparkman
TE	Henry Teeter
TE	Mason Tharp
RB	SaRodorick Thompson
RB	Chadarius Townsend
RB	Xavier White
OL	Weston Wright
RB	Cam'Ron Valdez

STARTERS LOST (7)

OL	T.J. Storment
QB	Dawson Deaton
WR	Josh Burger
WR	Henry Colombi
TE	Travis Koontz
WR	Kaylon Geiger Sr.
WR	Erik Ezukanma

LETTERWINNERS LOST (14)

OL	Josh Burger
TE	Jed Castles
OL	Aaron Castro
QB	Henry Colombi
OL	Dawson Deaton
WR	Erik Ezukanma
OL	Clayton Franks
WR	Kaylon Geiger Sr.
RB	Ronnie Hart
TE	Travis Koontz
WR	McLane Mannix
WR	Dalton Rigdon
OL	T.J. Storment
OL	Casey Verhulst

QUARTERBACKS

2	Behren Morton	6-2	210	Fr-RS	Eastland, Texas (Eastland)
7	Donovan Smith	6-5	230	So-1L	Las Vegas, Nev. (Frenship)
12	Tyler Shough	6-5	230	Sr-1L	Chandler, Ariz. (Hamilton)
16	Jaden Morris	5-11	200	Fr-HS	Arlington, Texas (Lamar)
18	Cooper LaFebre	6-1	185	Fr-RS	Lubbock, Texas (Cooper)

RUNNING BACKS

0	Cam'Ron Valdez	5-9	205	Fr-RS	Rockdale, Texas (Rockdale)
4	SaRodorick Thompson Jr.	6-0	220	Sr-3L	Irving, Texas (Ranchview)
22	Bryson Donnell	5-10	215	Fr-HS	Tyler, Texas (Legacy)
25	Blake Bedwell	5-10	190	So-TR	Amarillo, Texas (Amarillo)
28	Tahj Brooks	5-10	230	Jr-2L	Manor, Texas (Manor)
33	Clazarion Campbell	5-9	185	Fr-RS	Saginaw, Texas (Saginaw)

TIGHT ENDS

26	Jason Lloyd	6-4	250	Jr-1L	Belmont, Calif. (Carlmont)
39	Charles Robinson	6-0	250	Fr-RS	Lubbock, Texas (Coronado)
43	Henry Teeter	6-4	245	Sr-1L	San Angelo, Texas (Central)
47	Tanner Allen	6-3	260	Fr-HS	Bryan, Texas (Bryan)
80	Mason Tharp	6-9	260	So-1L	Klein, Texas (Klein)
84	Zack McCown	6-5	225	Fr-HS	Amarillo, Texas (Amarillo)
88	Baylor Cupp	6-6	250	Jr-TR	Brock, Texas (Brock)
89	Jayden York	6-4	240	So-SQ	Austin, Texas (Bowie)

WIDE RECEIVERS

1	Myles Price	5-10	180	Jr-2L	The Colony, Texas (The Colony)
5	Chadarius Townsend^	6-0	205	Sr-2L	Tanner, Ala. (Tanner)
6	J.J. Sparkman	6-4	220	So-1L	Longview, Texas (Pine Tree)
9	Jerand Bradley	6-5	215	Fr-RS	Frisco, Texas (DeSoto)
10	Trey Cleveland III	6-4	190	Jr-2L	Arlington, Texas (Arlington)
13	Brady Boyd	6-1	195	So-TR	Southlake, Texas (Southlake Carroll)
14	Xavier White	6-0	190	Sr-2L	Lubbock, Texas (Monterey)
15	Cameron Cantrell	6-1	200	Jr-SQ	Whitehouse, Texas (Whitehouse)
17	Nate Floyd	6-0	190	So-1L	College Station, Texas (A&M Consolidated)
19	Loic Fouonji	6-4	210	Jr-2L	Midland, Texas (Lee)
20	Nehemiah Martinez	5-9	205	So-1L	Lubbock, Texas (Cooper)
21	Tyler King	5-9	185	Fr-HS	Houston, Texas (Alief Taylor)
82	Drew Hocutt	6-0	185	So-TR	Lubbock, Texas (Frenship)
83	Jack Esparza	6-4	215	Fr-HS	Austin, Texas (St. Michael's Catholic)
85	Coy Eakin	6-2	200	Fr-HS	Stephenville, Texas (Stephenville)
86	Jordan Brown	5-11	185	So-TR	Grand Prairie, Texas (DeSoto)
87	Haydon Wiginton	5-11	185	Fr-TR	Midlothian, Texas (Heritage)

OFFENSIVE LINE

50	Michael Shanahan	6-5	320	Jr-TR	Orlando, Fla. (First Academy)
56	Dennis Wilburn	6-3	320	Sr-TR	Humble, Texas (Nimitz)
58	Jack Tucker	6-7	305	Fr-RS	Argyle, Texas (Argyle)
62	Kaden Weatherby	6-6	300	Fr-HS	Aurora, Colo. (Eaglecrest)
64	Jurrien Loftin	6-5	290	Fr-HS	Aledo, Texas (Aledo)
65	Sheridan Wilson	6-5	285	Fr-HS	Argyle, Texas (Argyle)
66	Matt Keeler	6-6	305	So-SQ	Chicago, Ill. (Nazareth Academy)
68	Seth Martin	6-3	285	Fr-HS	Fort Worth, Texas (Everman)
69	Caleb Rodkey	6-4	300	Fr-RS	Missouri City, Texas (Ridge Point)
70	Weston Wright	6-6	320	Sr-3L	New Braunfels, Texas (New Braunfels)
71	Monroe Mills	6-6	315	So-TR	Columbia, Mo. (Father Tolton)
72	Landon Peterson	6-6	300	Jr-2L	Odessa, Texas (Permian)
73	Cade Briggs	6-3	300	Sr-TR	Las Vegas, Nev. (Bishop Gorman)
74	Cole Spencer^	6-4	305	Sr-TR	Louisville, Ky. (Trinity)
75	Jacoby Jackson	6-6	335	Fr-RS	Arlington, Texas (Mansfield Summit)
76	Caleb Rogers	6-5	305	Jr-2L	Mansfield, Texas (Lake Ridge)
77	Ethan Carde	6-8	320	Sr-2L	Valrico, Fla. (Bloomingtondale)
78	Larry Moore III	6-6	275	So-SQ	Missouri City, Texas (Fort Bend Marshall)
79	Ty Buchanan	6-6	295	Fr-TR	Corpus Christi, Texas (Calallen)

SPECIALISTS

30	Jackson Knotts (LS)	5-11	185	So-1L	Plant City, Fla. (Plant City)
31	Austin McNamara (P)	6-4	195	Sr-3L	Gilbert, Ariz. (Highland)
36	Trey Wolff (K)	6-4	210	Sr-3L	Spring, Texas (Klein)
37	Brook Honore Jr. (P)	6-0	185	Fr-HS	Manvel, Texas (Manvel)
48	Stone Harrington (K)	6-3	185	Fr-HS	Colleyville, Texas (Colleyville)
61	Jacob Mauch (LS)	6-3	220	So-SQ	Covina, Calif. (South Hills)
99	Gino Garcia (K)	6-2	200	Jr-TR	Richardson, Texas (Pearce)

DEFENSIVE ROSTER BREAKDOWN

DEFENSIVE LINE

5	Myles Cole	6-6	285	Sr-TR	Shreveport, La. (Evangel Christian Academy)
42	Vidal Scott Jr.*	6-1	285	Sr-TR	Pensacola, Fla. (West Florida)
43	Joseph Adedire	6-3	270	Fr-HS	Mansfield, Texas (Summit)
52	Harvey Dyson III	6-3	260	Fr-HS	Cedar Hill, Texas (Cedar Hill)
90	Syncere Massey	6-5	330	Fr-HS	Cedar Hill, Texas (Cedar Hill)
91	Blake Burris	6-5	300	Fr-RS	Irving, Texas (Parish Episcopal)
93	Trevon McAlpine	6-3	305	Fr-HS	Saraland, Ala. (Saraland)
94	Gabe Oladipo*	6-3	295	Sr-SQ	Missouri City, Texas (Fort Bend Hightower)
95	Jaylon Hutchings	6-0	310	Sr-3L	Forney, Texas (Forney)
96	Philip Bliidi	6-3	295	Jr-2L	Portales N.M. (Portales)
97	Tony Bradford Jr.	6-1	300	Sr-3L	Houston, Texas (North Shore)
98	E'Maurion Banks	6-5	305	Fr-RS	Wichita Falls, Texas (Rider)
99	Sam Carrell	6-4	285	Fr-TR	Albuquerque, N.M. (Sandia)

OUTSIDE LINEBACKERS

19	Tyree Wilson	6-6	275	Sr-2L	Henderson, Texas (West Rusk)
36	James Grando	6-2	220	Jr-TR	Arlington, Texas (Lamar)
49	Charles Esters III	6-3	250	Fr-RS	Cedar Hill, Texas (Cedar Hill)
51	Robert Wooten	6-3	265	So-RS	Stafford, Texas (Stafford)
54	Bryce Ramirez	6-2	235	Jr-1L	Missouri City, Texas (George Ranch)
59	Isaac Smith	6-6	245	Fr-RS	Wagoner, Okla. (Wagoner)
92	L.B. Moore	6-3	265	So-SQ	Amarillo, Texas (Tascosa)

LINEBACKERS

1	Krishon Merriweather*	6-0	235	Sr-2L	Hazelwood, Mo. (Hazelwood West)
6	Kosi Eldridge*	6-0	230	Sr-3L	Denton, Texas (Denton Ryan)
11	Dimitri Moore*	6-3	235	Sr-TR	Cedar Hill, Texas (Cedar Hill)
13	Jacob Rodriguez	6-1	235	So-TR	Wichita Falls, Texas (Rider)
20	Gage Elder	5-11	225	Fr-RS	Rockwall, Texas (Rockwall)
32	Tyrique Matthews	5-11	235	Sr-3L	Houston, Texas (Eisenhower)
33	Matthew Young*	6-1	240	Sr-1L	Las Cruces, N.M. (Oñate)
34	Bryce Robinson	6-2	235	Jr-SQ	Sachse, Texas (Sachse)
35	Patrick Curley	6-2	230	Sr-3L	Wagoner, Okla. (Wagoner)
40	Wesley Smith	5-10	215	Fr-HS	Midland, Texas (Legacy)
41	Ty Kana	6-2	235	Fr-HS	Katy, Texas (Katy)
45	Drew DeArman	6-1	215	Fr-HS	Arlington, Texas (Joshua)
46	Ben Roberts	6-3	225	Fr-HS	Haslet, Texas (Eaton)
48	Derrick Lewis II	6-1	215	So-1L	Schertz, Texas (Samuel Clemens)
50	Trent Low	6-1	220	So-SQ	Midland, Texas (Lee)
56	Jackson Baggett	6-3	225	Jr-SQ	Bushland, Texas (Bushland)

DEFENSIVE BACKS

0	Rayshad Williams	6-3	195	Sr-1L	Memphis, Tenn. (Whitehaven)
2	Reggie Pearson Jr.	5-11	200	Sr-1L	Detroit, Mich. (River Rouge)
3	Kobee Minor	6-0	185	So-1L	Lake Dallas, Texas (Lake Dallas)
7	Adrian Frye*	6-0	205	Sr-4L	Houston, Texas (Eisenhower)
9	Marquis Waters*	6-1	215	Sr-1L	Delray Beach, Fla. (Atlantic)
10	Cam White	6-0	215	Sr-1L	Flora, Miss. (Madison Central)
12	Jalon Peoples	5-11	175	Fr-HS	Cedar Hill, Texas (Cedar Hill)
14	Hut Graham	6-1	190	Fr-HS	Gunter, Texas (Gunter)
15	Cole Boyd	6-3	215	Jr-2L	Boerne, Texas (Boerne)
16	Keyon Blankenbaker*	5-10	185	S-TR	Oak Park, Ill. (Oak Park-River Forest)
17	Tavares Elston Jr.	5-10	200	Fr-HS	Gulf Shores, Ala. (Gulf Shores)
18	Tyler Owens	6-2	200	Sr-TR	Plano, Texas (Plano East)
21	Cameron Watts	5-11	195	Sr-2L	Tulsa, Okla. (Union)
22	Maurion Horn	5-11	175	Fr-HS	Broken Arrow, Okla. (Broken Arrow)
23	Landon Hullaby	6-0	205	Fr-HS	Mansfield, Texas (Timberview)
24	Malik Dunlap	6-3	215	Sr-1L	Charlotte, N.C. (Harding)
25	Dadriion Taylor-Demerson	5-11	195	Sr-3L	Oklahoma City, Okla. (Carl Albert)
26	Sammy Morris IV	6-1	195	Fr-RS	Prosper, Texas (Prosper)
27	Jon-Jon Davis	6-1	185	So-SQ	Dallas, Texas (South Oak Cliff)
29	Chief Collins	5-11	200	Fr-RS	Lucas, Texas (Lovejoy)
31	Joseph Plunk	5-10	180	So-SQ	Amarillo, Texas (Tascosa)
37	Alpha Mara	6-1	155	Jr-SQ	Austin, Texas (Akins)
38	Jett Whitfield	5-10	210	Jr-SQ	New Deal, Texas (New Deal)

RETURNING/LOST

STARTERS RETURNING (6)

DL	Jaylon Hutchings
DL	Tyree Wilson
LB	Krishon Merriweather
LB	Reggie Pearson Jr.
DB	Rayshad Williams
DB	Dadriion Taylor-Demerson

RETURNERS WITH STARTING EXPERIENCE (7)

DB	Adrian Frye
DL	Tony Bradford Jr.
DB	Marquis Waters
DL	Jesiah Pierre
DB	Kosi Eldridge
DB	Cam White
DB	Malik Dunlap

LETTERWINNERS RETURNING (24)

DL	Philip Bliidi
DB	Cole Boyd
DL	Tony Bradford Jr.
LB	Patrick Curley
DB	Malik Dunlap
LB	Kosi Eldridge
DB	Nate Floyd
DB	Adrian Frye
DL	Jaylon Hutchings
LB	Derrick Lewis II
LB	Tyrique Matthews
LB	Krishon Merriweather
DB	Kobee Minor
DL	L.B. Moore
DB	Reggie Pearson Jr.
LB	Jesiah Pierre
LB	Bryce Ramirez
DB	Dadriion Taylor-Demerson
DB	Marquis Waters
DB	Cameron Watts
DB	Cam White
DB	Rayshad Williams
DL	Tyree Wilson
LB	Matthew Young

STARTERS LOST (4)

DL	Devin Drew
LB	Colin Schooler
LB	Riko Jeffers
DB	Eric Monroe

LETTERWINNERS LOST (12)

LB	Brandon Bouyer-Randle
DB	Seth Collins
DL	Devin Drew
DB	DaMarcus Fields
LB	Ethan Frasier
LB	Riko Jeffers
DB	Eric Monroe
DL	Nelson Mbanasor
LB	Jacob Morgenstern
LB	Colin Schooler
DL	Troy Te'o
DL	Tre'Jon Lewis

TEAM/INDIVIDUAL STATISTICS

Team Results

Date	Opponent		Score	Att.
09/03/2022	Murray St.	W	63-10	58823
09/10/2022	Houston	Wot2	33-30	56271
09/17/2022	at NC State	L	14-27	56919

Rushing

Player	gp	att	gain	loss	net	avg	td	lg	avg/g
Tahj Brooks	3	27	133	1	132	4.9	4	23	44.0
SaRodorick Thompson	3	21	106	8	98	4.7	0	24	32.7
Donovan Smith	3	34	114	83	31	0.9	2	27	10.3
Bryson Donnell	1	8	23	0	23	2.9	0	15	23.0
Tyler Shough	1	1	17	0	17	17.0	0	17	17.0
Behren Morton	3	5	22	17	5	1.0	0	13	1.7
Blake Bedwell	1	1	2	0	2	2.0	0	2	2.0
Team	3	2	0	3	-3	-1.5	0	0	-1.0
Total	3	99	417	112	305	3.1	6	27	101.7
Opponents	3	107	334	86	248	2.3	2	18	82.7

Passing

Player	gp	effic	comp-att-int	pct	yds	td	lg	avg/g
Donovan Smith	3	136.4	71-110-5	64.5	785	7	54	261.7
Behren Morton	3	150.5	11-17-2	64.7	182	1	38	60.7
Tyler Shough	1	222.4	6-10-0	60.0	154	1	39	154.0
Myles Price	3	0.0	0-1-0	0.0	0	0	0	0.0
Total	3	143.4	88-138-7	63.8	1121	9	54	373.7
Opponents	3	123.3	45-86-1	52.3	633	3	63	211.0

Receiving

Player	gp	no.	yds	avg	td	lg	avg/g
Jerand Bradley	3	14	172	12.3	2	39	57.3
Myles Price	3	12	167	13.9	2	54	55.7
Tahj Brooks	3	11	79	7.2	0	17	26.3
Nehemiah Martinez	3	11	165	15.0	1	43	55.0
Loic Fouonji	3	9	168	18.7	2	39	56.0
SaRodorick Thompson	3	6	58	9.7	1	30	19.3
Trey Cleveland	3	6	58	9.7	0	14	19.3
Xavier White	3	4	77	19.3	0	38	25.7
J.J. Sparkman	3	4	46	11.5	0	17	15.3
Mason Tharp	3	4	47	11.8	1	21	15.7
Baylor Cupp	2	2	26	13.0	0	20	13.0
Henry Teeter	3	1	23	23.0	0	23	7.7
Brady Boyd	3	1	11	11.0	0	11	3.7
Drew Hocutt	2	1	11	11.0	0	11	5.5
Haydon Wiginton	1	1	7	7.0	0	7	7.0
Tyler King	1	1	6	6.0	0	6	6.0
Total	3	88	1121	12.7	9	54	373.7
Opponents	3	45	633	14.1	3	63	211.0

Game Records

Record	Overall	Home	Away	Neutral
ALL GAMES	2-1	2-0	0-1	0-0
CONFERENCE	0-0	0-0	0-0	0-0
NON-CONFERENCE	2-1	2-0	0-1	0-0

Team Statistics

	TTU	OPP
First Downs	84	41
Rushing	25	13
Passing	51	23
Penalty	8	5
Rushing Yardage	305	248
Rushing attempts	99	107
Average per rush	3.1	2.3
Average per game	101.7	82.7
TDs Rushing	6	2
Passing Yardage	1121	633
Comp-Att-Int	88-138-7	45-86-1
Average per pass	8.1	7.4
Average per catch	12.7	14.1
Average per game	373.7	211.0
TDs Passing	9	3
Total offense	1426	881
Average per play	6.0	4.6
Average per game	475.3	293.7
Kick returns: #-Yards	8-188	4-80
Punt returns: #-Yards	9-63	2-35
Int returns: #-Yards	1-11	7-199
Fumbles-Lost	5-1	3-2
Penalties-Yards	22-178	27-255
Punts-Avg	14-43.4	24-41.8
Time of possession / game	28:44	29:59
3rd-down conversion	13/40	15/50
4rd-down conversion	3/7	1/3
PAT-attempts	(14-14) 100%	(7-7) 100%
2-point conversion-attempts	(0-0) 0%	(0-0) 0%

Interceptions

Player	no.	yds	avg	td	lg
Reggie Pearson	1	11	11.0	0	11
Total	1	11	11.0	0	11
Opponents	7	199	28.4	2	84

INDIVIDUAL STATISTICS

Field Goals

Player	fg	pct.	01-19	20-29	30-39	40-49	50-99	lg	blk
Trey Wolff	2-3	66.7	0-0	1-1	0-0	1-2	0-0	47	0
Gino Garcia	0-1	0.0	0-0	0-0	0-0	0-1	0-0	0	0
Opponents	6-7	85.7	0-0	3-3	2-2	1-2	0-0	47	0

Scoring

Player	td	fg	PAT				dxp	saf	pts
			kick	rush	rcv	pass			
Tahj Brooks	4	-	-	-	-	-	-	-	24
Trey Wolff	-	2-3	8-8	-	-	-	-	-	14
Donovan Smith	2	-	-	-	-	-	-	-	12
Myles Price	2	-	-	-	-	-	-	-	12
Loic Fouonji	2	-	-	-	-	-	-	-	12
Jerand Bradley	2	-	-	-	-	-	-	-	12
SaRodorick Thompson	1	-	-	-	-	-	-	-	6
Gino Garcia	-	0-1	6-6	-	-	-	-	-	6
Nehemiah Martinez	1	-	-	-	-	-	-	-	6
Mason Tharp	1	-	-	-	-	-	-	-	6
Total	15	2-4	14-14	0	0	0	0	0	110
Opponents	7	6-7	7-7	0	0	0	0	0	67

Score by Periods

Team	1st	2nd	3rd	4th	OT	TOT
Texas Tech	17	49	14	17	13	110
Opponents	9	24	7	17	10	67

Punting

Player	no.	yds	avg	lg	tb	fc	i20	50+	blk
Austin McNamara	14	608	43.4	56	0	5	6	4	0
Total	14	608	43.4	56	0	5	6	4	0
Opponents	24	1003	41.8	67	0	3	7	6	1

Punt Returns

Player	no.	yds	avg	td	lg
Drew Hocutt	4	25	6.3	0	19
Adrian Frye	3	7	2.3	0	5
Xavier White	1	13	13.0	0	13
Myles Price	1	18	18.0	0	18
Total	9	63	7.0	0	19
Opponents	2	35	17.5	0	35

Kick Returns

Player	no.	yds	avg	td	lg
Nehemiah Martinez	5	93	18.6	0	25
Xavier White	3	95	31.7	0	36
Total	8	188	23.5	0	36
Opponents	4	80	20.0	0	30

All Purpose

Player	g	rush	rcv	pr	kr	ir	total	avg/g
Nehemiah Martinez	3	0	165	0	93	0	258	86.0
Tahj Brooks	3	132	79	0	0	0	211	70.3
Xavier White	3	0	77	13	95	0	185	61.7
Myles Price	3	0	167	18	0	0	185	61.7
Jerand Bradley	3	0	172	0	0	0	172	57.3
Loic Fouonji	3	0	168	0	0	0	168	56.0
SaRodorick Thompson	3	98	58	0	0	0	156	52.0
Trey Cleveland	3	0	58	0	0	0	58	19.3
Mason Tharp	3	0	47	0	0	0	47	15.7
J.J. Sparkman	3	0	46	0	0	0	46	15.3
Drew Hocutt	2	0	11	25	0	0	36	18.0
Donovan Smith	3	31	0	0	0	0	31	10.3
Baylor Cupp	2	0	26	0	0	0	26	13.0
Bryson Donnell	1	23	0	0	0	0	23	23.0
Henry Teeter	3	0	23	0	0	0	23	7.7
Tyler Shough	1	17	0	0	0	0	17	17.0
Brady Boyd	3	0	11	0	0	0	11	3.7
Reggie Pearson	3	0	0	0	0	11	11	3.7
Adrian Frye	2	0	0	7	0	0	7	3.5
Haydon Wiginton	1	0	7	0	0	0	7	7.0
Tyler King	1	0	6	0	0	0	6	6.0
Behren Morton	3	5	0	0	0	0	5	1.7
Blake Bedwell	1	2	0	0	0	0	2	2.0
Total	3	305	1121	63	188	11	1688	562.7
Opponents	3	248	633	35	80	199	1195	398.3

Total Offense

Player	g	plays	rush	pass	total	avg/g
Donovan Smith	3	144	31	785	816	272.0
Behren Morton	3	22	5	182	187	62.3
Tyler Shough	1	11	17	154	171	171.0
Tahj Brooks	3	27	132	0	132	44.0
SaRodorick Thompson	3	21	98	0	98	32.7
Bryson Donnell	1	8	23	0	23	23.0
Blake Bedwell	1	1	2	0	2	2.0
Total	3	237	305	1121	1426	475.3
Opponents	3	193	248	633	881	293.7

DEFENSIVE STATISTICS

Team Defense

##	Player	gp	Tackles				Sacks	Pass defense			Fumbles		blkd	
			ua	a	tot	tfl/yds		int-yds	brup	qbh	fr-yds	ff	kick	saf
19	Tyree Wilson	3	12	9	21	5.5-22	2.5-14	.	.	2
1	Krishon Merriweather	3	11	7	18	0.5-3	0.5-3	.	.	3	.	1	.	.
6	Kosi Eldridge	3	9	5	14	2-19	1-15
9	Marquis Waters	3	10	4	14	0.5-1	.	.	.	4
25	Dadrion Taylor-Demerson	3	7	7	14	.	.	.	1	.	1-0	1	.	.
95	Jaylon Hutchings	3	7	6	13	1.5-3
96	Philip Blidi	3	7	4	11	4.5-13	2-7
13	Jacob Rodriguez	3	2	6	8	1.5-3
2	Reggie Pearson	3	4	4	8	.	.	1-11	1
32	Tyrique Matthews	3	4	3	7	2.5-7
24	Malik Dunlap	3	7	.	7	.	.	.	6
0	Rayshad Williams	3	5	2	7	1-2	.	.	1
97	Tony Bradford Jr.	3	3	2	5	1.5-10	1-8	.	.	1
8	Jesiah Pierre	3	1	4	5
3	Kobee Minor	3	3	1	4	.	.	.	1
5	Myles Cole	3	2	2	4	0.5-1
54	Bryce Ramirez	2	4	.	4
11	Dimitri Moore	3	2	2	4	1-1	1-1
59	Isaac Smith	1	1	1	2
42	Vidal Scott Jr.	3	2	.	2	1-3
18	Tyler Owens	3	2	.	2	1	.
7	Donovan Smith	3	1	.	1
50	Trent Low	3	1	.	1
49	Charles Esters III	1	1	.	1
43	Joseph Adedire	2	.	1	1	0.5-1
20	Nehemiah Martinez	3	1	.	1
52	Harvey Dyson III	1	1	.	1
38	Jett Whitfield	1	1	.	1
28	Tahj Brooks	3	1	.	1
99	Sam Carrell	1	1
Totals		3	113	70	183	24-89	8-48	1-11	11	10	2-0	2	1	0
Opponents		3	140	78	218	23-118	11-88	7-199	9	14	1-0	2	0	0

TEXAS TECH GAME-BY-GAME STATS

Date	Opponent	Rushing				Receiving				Passing				Kick Returns				Punt Returns				tot		
		no.	yds	td	lg	no.	yds	td	lg	cmp	att	int	yds	td	lg	no.	yds	td	lg	no.	yds	td	lg	off
09/03/2022	Murray St.	29	133	3	24	27	472	6	39	27	36	1	472	6	39	2	71	0	36	5	55	0	19	605
09/10/2022	Houston	44	118	2	27	36	350	2	54	36	59	3	350	2	54	1	19	0	19	2	2	0	3	468
09/17/2022	at NC State	26	54	1	13	25	299	1	38	25	43	3	299	1	38	5	98	0	25	2	6	0	6	353
Texas Tech		99	305	6	27	88	1121	9	54	88	138	7	1121	9	54	8	188	0	36	9	63	0	19	1426
Opponents		107	248	2	18	45	633	3	63	45	86	1	633	3	63	4	80	0	30	2	35	0	35	881

Texas Tech Averages

Games	Avg/ rush	Avg/ catch	Pass effic	KR avg	PR avg	All purpose avg/game	Total offense avg/game
3	3.1	12.7	143.4	23.5	7.0	562.7	475.3

Date	Opponent	Tackles				Sacks	Fumble		Pass Defense			blkd	PAT attempts			off		
		ua	a	total	tfl-yds	no-yds	ff	fr-yds	int-yds	qbh	brup	kick	kick	rush	rcv	saf	t/o	pts
09/03/2022	Murray St.	39	22	61	13.0-45	4-21	0	0-0	0-0	1	3	1	9-9	0	0	0	0	63
09/10/2022	Houston	42	14	56	4.0-21	2-16	1	1-0	1-11	5	4	0	3-3	0	0	0	0	33
09/17/2022	at NC State	32	34	66	7.0-23	2-11	1	1-0	0-0	4	4	0	2-2	0	0	0	0	14
Texas Tech		113	70	183	24.0-89	8-48	2	2-0	1-11	10	11	1	14-14	0	0	0	0	110
Opponents		140	78	218	23.0-118	11-88	2	1-0	7-199	14	9	0	7-7	0	0	0	20	67

Date	Opponent	Punting										Field Goals			Kickoffs			
		no.	yds	avg	long	blkd	tb	fc	50+	i20	md-att	long	blkd	no.	yds	avg	tb	ob
09/03/2022	Murray St.	4	183	45.8	56	0	0	0	2	3	0-0	0	0	10	650	65.0	8	0
09/10/2022	Houston	4	178	44.5	53	0	0	2	1	2	2-4	47	0	5	293	58.6	2	0
09/17/2022	at NC State	6	247	41.2	50	0	0	3	1	1	0-0	0	0	3	195	65.0	3	0
Texas Tech		14	608	43.4	56	0	0	5	4	6	2-4	47	0	18	1138	63.2	13	0
Opponents		24	1003	41.8	67	1	0	3	6	7	6-7	47	0	14	926	66.1	5	1

OPPONENTS GAME-BY-GAME STATS

		Rushing				Receiving				Passing				Kick Returns				Punt Returns				tot			
Date	Opponent	no.	yds	td	lg	no.	yds	td	lg	cmp	att	int	yds	td	lg	no.	yds	td	lg	no.	yds	td	lg	off	
09/03/2022	Murray St.	41	50	0	11	9	208	1	54	9-23-0				208	1	54	2	40	0	30	1	0	0	0	258
09/10/2022	Houston	29	87	1	18	20	266	1	63	20-39-1				266	1	63	2	40	0	27	1	35	0	35	353
09/17/2022	at NC State	37	111	1	16	16	159	1	38	16-24-0				159	1	38	0	0	0	0	0	0	0	0	270
Opponents		107	248	2	18	45	633	3	63	45-86-1				633	3	63	4	80	0	30	2	35	0	35	881
Texas Tech		99	305	6	27	88	1121	9	54	88-138-7				1121	9	54	8	188	0	36	9	63	0	19	1426

Opponents Averages

Games	Avg/ rush	Avg/ catch	Pass effc	KR avg	PR avg	All purpose avg/game	Total offense avg/game
3	2.3	14.1	123.3	20.0	17.5	398.3	293.7

Date	Opponent	Tackles			Sacks	Fumble		Pass Defense			blkd kick	PAT attempts			off		
		ua	a	total		ff	fr	int-yds	qbh	brup		kick	rush	rcv	saf	t/o	pts
09/03/2022	Murray St.	47	10	57	2.0	1	0	1-0	1	2	0	1-1	0	0	0	0	10
09/10/2022	Houston	60	28	88	14.0	6	49	3-115	3	5	0	3-3	0	0	0	10	30
09/17/2022	at NC State	33	40	73	7.0	4	26	3-84	10	2	0	3-3	0	0	0	10	27
Opponents		140	78	218	23.0	11	88	7-199	14	9	0	7-7	0	0	0	20	67
Texas Tech		113	70	183	24.0	8	48	1-11	10	11	1	14-14	0	0	0	0	110

Date	Opponent	Punting										Field Goals			Kickoffs			
		no.	yds	avg	long	blkd	tb	fc	50+	i20	md-att	long	blkd	no.	yds	avg	tb	ob
09/03/2022	Murray St.	12	474	39.5	57	1	0	1	3	2	1-1	31	0	3	203	67.7	1	0
09/10/2022	Houston	5	257	51.4	67	0	0	0	2	3	3-4	35	0	5	338	67.6	3	1
09/17/2022	at NC State	7	272	38.9	59	0	0	2	1	2	2-2	47	0	6	385	64.2	1	0
Opponents		24	1003	41.8	67	1	0	3	6	7	6-7	47	0	14	926	66.1	5	1
Texas Tech		14	608	43.4	56	0	0	5	4	6	2-4	47	0	18	1138	63.2	13	0

GAME-BY-GAME INDIVIDUAL STATS | OFFENSE

#2 Behren Morton	Comp	Att	Int	Pct	Yards	TD	Long	Sacked	Effic.
Murray St.	7	10	1	70.0	97	1	24	1-13	164.5
NC State	4	7	1	57.1	85	0	38	0-0	130.6
Totals	11	17	2	64.7	182	1	38	1-13	150.5

#7 Donovan Smith	Comp	Att	Int	Pct	Yards	TD	Long	Sacked	Effic.
Murray St.	14	16	0	87.5	221	4	39	0-0	286.0
Houston	36	58	3	62.1	350	2	54	6-49	113.8
NC State	21	36	2	58.3	214	1	24	4-26	106.3
Totals	71	110	5	64.5	785	7	54	10-75	136.4

#12 Tyler Shough	Comp	Att	Int	Pct	Yards	TD	Long	Sacked	Effic.
Murray St.	6	10	0	60.0	154	1	39	0-0	222.4
Totals	6	10	0	60.0	154	1	39	0-0	222.4

Rushing

Player	No-Yds/TD	MUR	UH	NCSU
Donovan Smith	34-31/2	2-9/0	21-31/1	11--9/1
Tahj Brooks	27-132/4	6-50/3	17-78/1	4-4/0
SaRodorick Thompson	21-98/0	7-48/0	5-11/0	9-39/0
Bryson Donnell	8-23/0	8-23/0	DNP	DNP
Behren Morton	5-5/0	3--15/0	-	2-20/0
Tyler Shough	1-17/0	1-17/0	DNP	DNP
Blake Bedwell	1-2/0	1-2/0	DNP	DNP

Receiving

Player	No-Yds/TD	MUR	UH	NCSU
Jerand Bradley	14-172/2	6-108/2	6-50/0	2-14/0
Myles Price	12-167/2	3-39/0	5-78/1	4-50/1
Nehemiah Martinez	11-165/1	2-43/0	5-76/1	4-46/0
Tahj Brooks	11-79/0	1-1/0	5-34/0	5-44/0
Loic Fouonji	9-168/2	4-110/2	3-30/0	2-28/0
SaRodorick Thompson	6-58/1	1-30/1	4-16/0	1-12/0
Trey Cleveland	6-58/0	2-24/0	3-21/0	1-13/0
Xavier White	4-77/0	1-15/0	2-24/0	1-38/0
Mason Tharp	4-47/1	1-21/1	-	3-26/0
J.J. Sparkman	4-46/0	1-14/0	2-15/0	1-17/0
Baylor Cupp	2-26/0	1-20/0	1-6/0	DNP
Henry Teeter	1-23/0	1-23/0	-	-
Brady Boyd	1-11/0	-	-	1-11/0
Drew Hocutt	1-11/0	1-11/0	DNP	-
Haydon Wiginton	1-7/0	1-7/0	DNP	DNP
Tyler King	1-6/0	1-6/0	DNP	DNP

GAME-BY-GAME TACKLES

Total Tackles

Player	S-A	Total	MUR	UH	NCSU
Tyree Wilson	12-9	21	3-3	3-1	6-5
Krishon Merriweather	11-7	18	5-2	4-3	2-2
Marquis Waters	10-4	14	2-0	6-0	2-4
Kosi Eldridge	9-5	14	2-0	4-3	3-2
Dadrion Taylor-Demerson	7-7	14	1-1	5-2	1-4
Jaylon Hutchings	7-6	13	2-1	4-2	1-3
Philip Blidi	7-4	11	3-1	2-1	2-2
Reggie Pearson	4-4	8	2-1	2-0	0-3
Jacob Rodriguez	2-6	8	0-4	-	2-2
Malik Dunlap	7-0	7	3-0	2-0	2-0
Rayshad Williams	5-2	7	3-0	2-1	0-1
Tyrique Matthews	4-3	7	1-1	-	3-2
Tony Bradford Jr.	3-2	5	2-1	1-0	0-1
Jesiah Pierre	1-4	5	1-2	-	0-2
Bryce Ramirez	4-0	4	DNP	3-0	1-0
Kobee Minor	3-1	4	1-0	0-1	2-0
Dimitri Moore	2-2	4	1-2	1-0	-
Myles Cole	2-2	4	1-2	-	1-0
Tyler Owens	2-0	2	1-0	-	1-0
Vidal Scott Jr.	2-0	2	-	-	2-0
Isaac Smith	1-1	2	1-1	DNP	DNP
Jett Whitfield	1-0	1	1-0	DNP	DNP
Charles Esters III	1-0	1	1-0	DNP	DNP
Trent Low	1-0	1	1-0	-	-
Harvey Dyson III	1-0	1	1-0	DNP	DNP
Tahj Brooks	1-0	1	-	1-0	-
Donovan Smith	1-0	1	-	1-0	-
Nehemiah Martinez	1-0	1	-	1-0	-
Joseph Adedire	0-1	1	DNP	-	0-1

GAME-BY-GAME INDIVIDUAL STATS | DEFENSE

TACKLES FOR LOSS

Player	UA-A	Total	MUR	UH	NCSU
Tyree Wilson	4-3	5.5	2.0-9	-	3.5-13
Philip Blidi	4-1	4.5	3.0-9	1.5-4	-
Tyrique Matthews	2-1	2.5	1.5-3	-	1.0-4
Kosi Eldridge	2-0	2.0	1.0-4	1.0-15	-
Jaylon Hutchings	1-1	1.5	1.0-2	0.5-1	-
Tony Bradford Jr.	1-1	1.5	1.5-10	-	-
Jacob Rodriguez	0-3	1.5	1.0-2	-	0.5-1
Rayshad Williams	1-0	1.0	1.0-2	-	-
Dimitri Moore	1-0	1.0	-	1.0-1	-
Vidal Scott Jr.	1-0	1.0	-	-	1.0-3
Krishon Merriweather	0-1	0.5	0.5-3	-	-
Myles Cole	0-1	0.5	0.5-1	-	-
Marquis Waters	0-1	0.5	-	-	0.5-1
Joseph Adedire	0-1	0.5	DNP	-	0.5-1

SACKS

Player	UA-A	Total	MUR	UH	NCSU
Tyree Wilson	2-1	2.5	0.5-3	-	2-11
Philip Blidi	2-0	2	2-7	-	-
Kosi Eldridge	1-0	1	-	1-15	-
Dimitri Moore	1-0	1	-	1-1	-
Tony Bradford Jr.	1-0	1	1-8	-	-
Krishon Merriweather	0-1	0.5	0.5-3	-	-

Fumbles Forced

Player	Number	MUR	UH	NCSU
Krishon Merriweather	1	-	1	-
Dadrion Taylor-Demerson	1	-	-	1

Fumbles Recovered

Player	Number	MUR	UH	NCSU
Dadrion Taylor-Demerson	1	-	1	-

TEXAS TECH GAME HIGHS

Texas Tech - Game Highs

RUSHES	44	Houston (09/10/2022)
YARDS RUSHING	133	Murray St. (09/03/2022)
YARDS PER RUSH	4.6	Murray St. (09/03/2022)
TD RUSHES	3	Murray St. (09/03/2022)
PASS ATTEMPTS	59	Houston (09/10/2022)
PASS COMPLETIONS	36	Houston (09/10/2022)
YARDS PASSING	472	Murray St. (09/03/2022)
YARDS PER PASS	13.1	Murray St. (09/03/2022)
TD PASSES	6	Murray St. (09/03/2022)
TOTAL PLAYS	103	Houston (09/10/2022)
TOTAL OFFENSE	605	Murray St. (09/03/2022)
YARDS PER PLAY	9.3	Murray St. (09/03/2022)
POINTS	63	Murray St. (09/03/2022)
SACKS BY	4	Murray St. (09/03/2022)
FIRST DOWNS	35	Houston (09/10/2022)
PENALTIES	9	Murray St. (09/03/2022)
PENALTY YARDS	69	at NC State (09/17/2022)
TURNOVERS	4	at NC State (09/17/2022)
PUNTS	6	at NC State (09/17/2022)
PUNTING AVG	45.8	Murray St. (09/03/2022)
LONG PUNT	56	Murray St. (09/03/2022)
PUNTS INSIDE 20	3	Murray St. (09/03/2022)
LONG PUNT RETURN	19	Murray St. (09/03/2022)

Texas Tech - Individual Game Highs

RUSHES	21	Donovan Smith vs Houston (09/10/2022)
YARDS RUSHING	78	Tahj Brooks vs Houston (09/10/2022)
TD RUSHES	3	Tahj Brooks vs Murray St. (09/03/2022)
LONG RUSH	27	Donovan Smith vs Houston (09/10/2022)
PASS ATTEMPTS	58	Donovan Smith vs Houston (09/10/2022)
PASS COMPLETIONS	36	Donovan Smith vs Houston (09/10/2022)
YARDS PASSING	350	Donovan Smith vs Houston (09/10/2022)
TD PASSES	4	Donovan Smith vs Murray St. (09/03/2022)
LONG PASS	54	Donovan Smith vs Houston (09/10/2022)
RECEPTIONS	6	Jerand Bradley vs Houston (09/10/2022)
	6	Jerand Bradley vs Murray St. (09/03/2022)
YARDS RECEIVING	110	Loic Fouonji vs Murray St. (09/03/2022)
TD RECEPTIONS	2	Loic Fouonji vs Murray St. (09/03/2022)
	2	Jerand Bradley vs Murray St. (09/03/2022)
LONG RECEPTION	54	Myles Price vs Houston (09/10/2022)
PUNTS	6	Austin McNamara at NC State (09/17/2022)
PUNTING AVG	45.8	Austin McNamara vs Murray St. (09/03/2022)
LONG PUNT	56	Austin McNamara vs Murray St. (09/03/2022)
PUNTS INSIDE 20	3	Austin McNamara vs Murray St. (09/03/2022)
LONG PUNT RETURN	19	Drew Hocutt vs Murray St. (09/03/2022)
LONG KICKOFF RETURN	36	Xavier White vs Murray St. (09/03/2022)
TACKLES	11	Tyree Wilson at NC State (09/17/2022)
SACKS	2	Tyree Wilson at NC State (09/17/2022)
	2	Philip Blidi vs Murray St. (09/03/2022)
TACKLES FOR LOSS	3.5	Tyree Wilson at NC State (09/17/2022)

OPPONENT GAME HIGHS

Opponent - Game Highs

RUSHES	41	Murray St. (09/03/2022)
YARDS RUSHING	111	at NC State (09/17/2022)
YARDS PER RUSH	3.0	at NC State (09/17/2022)
	3.0	Houston (09/10/2022)
TD RUSHES	1	at NC State (09/17/2022)
	1	Houston (09/10/2022)
PASS ATTEMPTS	39	Houston (09/10/2022)
PASS COMPLETIONS	20	Houston (09/10/2022)
YARDS PASSING	266	Houston (09/10/2022)
YARDS PER PASS	9.0	Murray St. (09/03/2022)
TD PASSES	1	at NC State (09/17/2022)
	1	Houston (09/10/2022)
	1	Murray St. (09/03/2022)
TOTAL PLAYS	68	Houston (09/10/2022)
TOTAL OFFENSE	353	Houston (09/10/2022)
YARDS PER PLAY	5.2	Houston (09/10/2022)
POINTS	30	Houston (09/10/2022)
SACKS BY	6	Houston (09/10/2022)
FIRST DOWNS	16	Houston (09/10/2022)
PENALTIES	12	Houston (09/10/2022)
PENALTY YARDS	126	Houston (09/10/2022)
TURNOVERS	2	Houston (09/10/2022)
PUNTS	12	Murray St. (09/03/2022)
PUNTING AVG	51.4	Houston (09/10/2022)
LONG PUNT	67	Houston (09/10/2022)
PUNTS INSIDE 20	3	Houston (09/10/2022)
LONG PUNT RETURN	35	Houston (09/10/2022)

Opponent - Individual Game Highs

RUSHES	16	Brandon Campbell vs Houston (09/10/2022)
YARDS RUSHING	80	Brandon Campbell vs Houston (09/10/2022)
TD RUSHES	1	Demie Sumo-Karngbaye at NC State (09/17/2022)
	1	Brandon Campbell vs Houston (09/10/2022)
LONG RUSH	18	Brandon Campbell vs Houston (09/10/2022)
PASS ATTEMPTS	39	Clayton Tune vs Houston (09/10/2022)
PASS COMPLETIONS	20	Clayton Tune vs Houston (09/10/2022)
YARDS PASSING	266	Clayton Tune vs Houston (09/10/2022)
TD PASSES	1	Thayer Thomas at NC State (09/17/2022)
	1	Clayton Tune vs Houston (09/10/2022)
	1	DJ Williams vs Murray St. (09/03/2022)
LONG PASS	63	Clayton Tune vs Houston (09/10/2022)
RECEPTIONS	7	Nathaniel Dell vs Houston (09/10/2022)
YARDS RECEIVING	120	Nathaniel Dell vs Houston (09/10/2022)
TD RECEPTIONS	1	Demie Sumo-Karngbaye at NC State (09/17/2022)
	1	Matthew Golden vs Houston (09/10/2022)
	1	Jacob Bell vs Murray St. (09/03/2022)
LONG RECEPTION	63	Nathaniel Dell vs Houston (09/10/2022)
FIELD GOALS	3	Bubba Baxa vs Houston (09/10/2022)
LONG FIELD GOALS	47	Christopher Dunn at NC State (09/17/2022)
PUNTS	11	Lewis Halton vs Murray St. (09/03/2022)
PUNTING AVG	51.4	Laine Wilkins vs Houston (09/10/2022)
LONG PUNT	67	Laine Wilkins vs Houston (09/10/2022)
PUNTS INSIDE 20	3	Laine Wilkins vs Houston (09/10/2022)
LONG PUNT RETURN	35	Nathaniel Dell vs Houston (09/10/2022)
LONG KICKOFF RETURN	30	LaMartez Brooks vs Murray St. (09/03/2022)
TACKLES	11	Derek Parish vs Houston (09/10/2022)
SACKS	4.5	Derek Parish vs Houston (09/10/2022)
TACKLES FOR LOSS	6.5	Derek Parish vs Houston (09/10/2022)
INTERCEPTIONS	2	Aydan White at NC State (09/17/2022)

GAME PARTICIPATION

##	Player	GP-GS	MUR	UH	NCSU
0	Rayshad Williams	3/3	START	START	START
0	Cam'Ron Valdez	0/0
1	Krishon Merriweather	3/3	START	START	START
1	Myles Price	3/3	START	START	START
2	Reggie Pearson	3/3	START	START	START
2	Behren Morton	3/0	XXX	XXX	XXX
3	Kobee Minor	3/0	XXX	XXX	XXX
4	SaRodorick Thompson	3/2	START	START	XXX
5	Chadarius Townsend	2/0	XXX	...	XXX
5	Myles Cole	3/0	XXX	XXX	XXX
6	Kosi Eldridge	3/3	START	START	START
6	J.J. Sparkman	3/0	XXX	XXX	XXX
7	Adrian Frye	2/1	START	XXX	...
7	Donovan Smith	3/2	XXX	START	START
8	Jesiah Pierre	3/3	START	START	START
9	Marquis Waters	3/2	START	START	XXX
9	Jerand Bradley	3/3	START	START	START
10	Trey Cleveland	3/1	XXX	XXX	START
10	Cameron White	0/0
11	Dimitri Moore	3/0	XXX	XXX	XXX
12	Tyler Shough	1/1	START
12	Jalon Peoples	1/0	XXX
13	Brady Boyd	3/0	XXX	XXX	XXX
13	Jacob Rodriguez	3/0	XXX	XXX	XXX
14	Xavier White	3/0	XXX	XXX	XXX
14	Hut Graham	0/0
15	Cole Boyd	2/0	XXX	...	XXX
15	Cameron Cantrell	0/0
16	Keyon Blankenbaker	3/0	XXX	XXX	XXX
16	Jaden Morris	0/0
17	Nate Floyd	1/0	XXX
17	Tavares Elston Jr.	0/0
18	Tyler Owens	3/0	XXX	XXX	XXX
19	Tyree Wilson	3/3	START	START	START
19	Loic Fouonji	3/2	START	START	XXX
20	Gage Elder	0/0
20	Nehemiah Martinez	3/0	XXX	XXX	XXX
21	Cameron Watts	0/0
21	Tyler King	1/0	XXX
22	Maurion Horn	0/0
22	Bryson Donnell	1/0	XXX
23	Landon Hullaby	0/0
24	Malik Dunlap	3/2	XXX	START	START
25	Blake Bedwell	1/0	XXX
25	Dadrion Taylor-Demerson	3/3	START	START	START
26	Jason Lloyd	1/0	XXX
26	Sammy Morris IV	1/0	XXX
27	Jon-Jon Davis	0/0
28	Tahj Brooks	3/1	XXX	XXX	START
29	Chief Collins	1/0	XXX
30	Jackson Knotts	3/0	XXX	XXX	XXX
31	Austin McNamara	3/0	XXX	XXX	XXX
31	Joseph Plunk	3/0	XXX	XXX	XXX
32	Tyrique Matthews	3/0	XXX	XXX	XXX
33	Matthew Young	0/0
34	Bryce Robinson	0/0
35	Patrick Curley	3/0	XXX	XXX	XXX
36	Trey Wolff	3/0	XXX	XXX	XXX
36	James Grando	1/0	XXX
37	Brook Honore	0/0

##	Player	GP-GS	MUR	UH	NCSU
38	Jett Whitfield	1/0	XXX
39	Charles Robinson	1/0	XXX
40	Wesley Smith	0/0
41	Ty Kana	2/0	XXX	XXX	...
42	Vidal Scott Jr.	3/0	XXX	XXX	XXX
43	Henry Teeter	3/2	START	START	XXX
43	Joseph Adedire	2/0	...	XXX	XXX
45	Drew DeArman	0/0
46	Ben Roberts	0/0
47	Tanner Allen	0/0
48	Derrick Lewis II	0/0
49	Charles Esters III	1/0	XXX
50	Michael Shanahan	1/0	XXX
50	Trent Low	3/0	XXX	XXX	XXX
51	Robert Wooten	1/0	...	XXX	...
52	Harvey Dyson III	1/0	XXX
54	Bryce Ramirez	2/1	...	XXX	START
56	Dennis Wilburn	3/3	START	START	START
56	Jackson Baggett	1/0	XXX
58	Jack Tucker	0/0
59	Isaac Smith	1/0	XXX
62	Kaden Weatherby	0/0
63	Erik Gray	0/0
64	Jurrien Loftin	0/0
65	Sheridan Wilson	0/0
66	Matt Keeler	3/0	XXX	XXX	XXX
68	Seth Martin	0/0
69	Caleb Rodkey	0/0
70	Weston Wright	2/2	START	START	...
71	Monroe Mills	3/3	START	START	START
72	Landon Peterson	3/3	START	START	START
73	Cade Briggs	1/0	XXX
74	Cole Spencer	0/0
75	Jacoby Jackson	2/1	XXX	...	START
76	Caleb Rogers	3/3	START	START	START
77	Ethan Carde	3/0	XXX	XXX	XXX
78	Larry Moore	0/0
79	Ty Buchanan	1/0	XXX
80	Mason Tharp	3/1	XXX	XXX	START
82	Drew Hocutt	2/0	XXX	...	XXX
83	Jack Esparza	0/0
84	Zack McCown	0/0
85	Coy Eakin	0/0
86	Jordan Brown	0/0
87	Haydon Wiginton	1/0	XXX
88	Baylor Cupp	2/0	XXX	XXX	...
89	Jayden York	3/0	XXX	XXX	XXX
90	Syncere Massey	0/0
91	Blake Burris	3/0	XXX	XXX	XXX
92	L.B. Moore	0/0
93	Trevon McAlpine	0/0
94	Gabe Oladipo	0/0
95	Jaylon Hutchings	3/3	START	START	START
96	Philip Blidi	3/0	XXX	XXX	XXX
97	Tony Bradford Jr.	3/3	START	START	START
98	E'Maurion Banks	1/0	XXX
99	Gino Garcia	2/0	XXX	XXX	...
99	Sam Carrell	1/0	XXX

GAME-BY-GAME STARTERS

OFFENSE

GAME	QB	RB	TE	X	Y	H	Z	LT	LG	C	RG	RT
Murray State	Shough	Thompson	Teeter	Bradley	Price	--	Fouonji	Rogers	Wright	Wilburn	Peterson	Mills
Houston	Smith	Thompson	Teeter	Bradley	Price	--	Fouonji	Rogers	Wright	Wilburn	Peterson	Mills
at NC State	Smith	Brooks	Tharp	Bradley	Price	--	Cleveland III	Rogers	Jackson	Wilburn	Peterson	Mills
Texas												
at Kansas State												
at Oklahoma State												
West Virginia												
Baylor												
at TCU												
Kansas												
at Iowa State												
Oklahoma												

DEFENSE

GAME	NT	DT	EDGE	LB-WILL	LB-MIKE	OLB	STAR	CB	S	S	CB
Murray State	Hutchings	Bradford Jr.	Wilson	Eldridge	Merriweather	Pierre	Waters	Williams	Taylor-Demerson	Pearson Jr.	Frye
Houston	Hutchings	Bradford Jr.	Wilson	Eldridge	Merriweather	Pierre	Waters	Williams	Taylor-Demerson	Pearson Jr.	Dunlap
at NC State	Hutchings	Bradford Jr.	Wilson	Eldridge	Merriweather	Pierre	Ramirez (OLB)	Williams	Taylor-Demerson	Pearson Jr.	Dunlap
Texas											
at Kansas State											
at Oklahoma State											
West Virginia											
Baylor											
at TCU											
Kansas											
at Iowa State											
Oklahoma											

CAREER STARTS

OFFENSE								DEFENSE							
PLAYER	2018	2019	2020	2021	2022	TOTAL	STREAK	PLAYER	2018	2019	2020	2021	2022	TOTAL	STREAK
Weston Wright	-	8	10	13	2	33	-	Jaylon Hutchings	-	10	10	13	3	36	36
SaRodoric Thompson	-	7	10	6	2	25	-	Adrian Frye	4	11	1	5	1	22	-
Caleb Rogers	-	-	3	13	3	19	19	Tyree Wilson	-	-	5	13	3	21	21
Myles Price	-	-	3	9	3	15	3	Krishon Merriweather	-	-	9	6	3	18	9
Ethan Carde	-	-	7	2	-	9	-	Tony Bradford Jr.	-	2	8	2	3	15	3
Mason Tharp	-	-	-	8	1	9	1	Dadrion Taylor-Demerson	-	2	3	7	3	15	8
Donovan Smith	-	-	-	4	2	6	2	Rayshad Williams	-	-	-	12	3	15	15
Tyler Shough	-	-	-	4	1	5	-	Reggie Pearson Jr.	-	-	-	10	3	13	7
Tahj Brooks	-	-	-	4	1	5	1	Marquis Waters	-	-	-	4	2	6	-
Jerand Bradley	-	-	-	1	3	4	4	Jesiah Pierre	-	-	-	3	3	6	3
Landon Peterson	-	-	-	1	3	4	3	Kosi Eldridge	-	-	1	1	3	5	3
Loic Fouonji	-	-	-	1	2	3	-	Malik Dunlap	-	-	-	1	2	3	2
Henry Teeter	-	-	-	1	2	3	-	Cam White	-	-	1	-	-	1	-
Monroe Mills	-	-	-	-	3	3	3	Bryce Ramirez	-	-	-	-	1	1	1
Jennis Wilburn	-	-	-	-	3	3	3								
Trey Cleveland	-	-	1	-	1	2	1								
Kavier White	-	-	-	1	-	1	-								
Jacoby Jackson	-	-	-	-	1	1	1								
CAREER STARTS AMONG TRANSFERS								CAREER STARTS AMONG TRANSFERS							
PLAYER	Previous School (Starts)				Starts at Tech		Career Total	PLAYER	Previous School (Starts)				Starts at Tech		Career Total
Cole Spencer	Western Kentucky (44)				0		44	Marquis Waters	Duke (35)				6		41
Cade Briggs	New Mexico (24)				0		24	Keyon Blakenbaker	Wyoming (27)				0		27
Michael Shanahan	UT-Martin (20)				0		20	Reggie Pearson Jr.	Wisconsin (13)				13		26
Tyler Shough	Oregon (7)				5		12	Dimitri Moore	Vanderbilt/Missouri State (21)				0		21
Baylor Cupp	Texas A&M (1)				0		1	Rayshad Williams	UCLA (8)				15		23
								Tyree Wilson	Texas A&M (0)				21		21
								Vidal Scott Jr.	Arkansas State (16)				0		16
								Myles Cole	UL-Monroe (12)				0		12
								Tyler Owens	Texas (1)				0		1

* all starts were on the offensive side of the ball

GAME-BY-GAME LEADERS

OPPONENT	PASSING YARDS	RUSHES	RUSH YARDS	RECEPTIONS	RECEIVING YARDS	TACKLES	TACKLES FOR LOSS	SACKS
Murray State	221 (Smith)	8 (Donnell)	50 (Brooks)	6 (Bradley)	110 (Fouonji)	7 (Merriweather)	3.0 (Blidi)	2.0 (Blidi)
Houston	350 (Smith)	21 (Smith)	78 (Brooks)	6 (Bradley)	78 (Price)	7 (Three players)	1.5 (Blidi)	1.0 (Moore, Eldridge)
N.C. State	214 (Smith)	11 (Smith)	39 (Thompson)	5 (Brooks)	50 (Price)	11 (Wilson)	3.5 (Wilson)	2.0 (Wilson)
Texas								
Kansas State								
Oklahoma State								
West Virginia								
Baylor								
TCU								
Kansas								
Iowa State								
Oklahoma								

MISCELLANEOUS TRENDS

OPENING DRIVE - OFFENSE

OPPONENT	1st	2nd
	Half	Half
Murray State	94	63
Houston	68	22
at N.C. State	1	22
Texas	--	--
at Kansas State	--	--
at Oklahoma State	--	--
West Virginia	--	--
Baylor	--	--
at TCU	--	--
Kansas	--	--
at Iowa State	--	--
Oklahoma	--	--

OPENING DRIVE - DEFENSE

OPPONENT	1st	2nd
	Half	Half
Murray State	18	-1
Houston	9	67
at N.C. State	19	1
Texas	--	--
at Kansas State	--	--
at Oklahoma State	--	--
West Virginia	--	--
Baylor	--	--
at TCU	--	--
Kansas	--	--
at Iowa State	--	--
Oklahoma	--	---

RED RAIDERS ON COIN FLIPS

OPPONENT	Coin	Decision	Result
	Flip		
Murray State	L	Opp. Received	W, 63-10
Houston	L	Opp. Deferred	W, 33-30
at N.C. State	L	Opp. Deferred	L, 27-14
Texas	-	--	--
at Kansas State	-	--	--
at Oklahoma State	-	--	--
West Virginia	-	--	--
Baylor	-	--	--
at TCU	-	--	--
Kansas	-	--	--
at Iowa State	-	--	--
Oklahoma	-	--	--

GAME-OPENING DRIVES

OPPONENT	TEXAS TECH			OPPONENTS		
	PTS	PLAYS	YDS	PTS	PLAYS	YDS
Murray State	7	4	94	0	6	18
Houston	3	9	68	0	3	9
at N.C. State	0	3	1	0	5	19
Texas	-	-	-	-	-	-
at Kansas State	-	-	-	-	-	-
at Oklahoma State	-	-	-	-	-	-
West Virginia	-	-	-	-	-	-
Baylor	-	-	-	-	-	-
at TCU	-	-	-	-	-	-
Kansas	-	-	-	-	-	-
at Iowa State	-	-	-	-	-	-
Oklahoma	-	-	-	-	-	-

SECOND HALF OPENING DRIVES

OPPONENT	TEXAS TECH			OPPONENTS		
	PTS	PLAYS	YDS	PTS	PLAYS	YDS
Murray State	7	5	63	0	3	-1
Houston	0	7	22	7	6	67
at N.C. State	0	7	22	0	3	1
Texas	-	-	-	-	-	-
at Kansas State	-	-	-	-	-	-
at Oklahoma State	-	-	-	-	-	-
West Virginia	-	-	-	-	-	-
Baylor	-	-	-	-	-	-
at TCU	-	-	-	-	-	-
Kansas	-	-	-	-	-	-
at Iowa State	-	-	-	-	-	-
Oklahoma	-	-	-	-	-	-

GIVEAWAYS/TAKEAWAYS

OPPONENT	GIVEAWAY			TAKEAWAY			Dif.
	Fum	Int	Tot	Fum	Int	Tot	
Murray State	0	1	1	0	0	0	-1
Houston	0	3	3	1	1	2	-1
at N.C. State	1	3	4	1	0	1	-2
Texas	-	-	-	-	-	-	-
at Kansas State	-	-	-	-	-	-	-
at Oklahoma State	-	-	-	-	-	-	-
West Virginia	-	-	-	-	-	-	-
Baylor	-	-	-	-	-	-	-
at TCU	-	-	-	-	-	-	-
Kansas	-	-	-	-	-	-	-
at Iowa State	-	-	-	-	-	-	-
Oklahoma	-	-	-	-	-	-	-
TOTALS	-	-	-	-	-	-	-

SCORING DRIVE ANALYSIS

YARDAGE	TEXAS TECH		OPPONENTS	
	TD	FG	TD	FG
No Drive	--	--	--	--
Negative Yards	--	--	--	--
0-9	--	--	--	1
10-19	--	--	--	1
20-29	2	--	1	2
30-39	3	--	1	--
40-49	1	1	1	--
50-59	1	--	--	--
60-69	4	1	1	1
70-79	2	--	1	--
80-89	1	--	--	--
90-99	1	--	--	--
TOTALS	15	2	5	5

THREE-AND-OUTS

OPPONENT	TEXAS TECH	OPPONENTS
	3-&-Outs/Drives	3-&-Outs/Drives
Murray State	3/15	10/15
Houston	2/16	2/16
at N.C. State	4/13	5/13
Texas	-/-	-/-
at Kansas State	-/-	-/-
at Oklahoma State	-/-	-/-
West Virginia	-/-	-/-
Baylor	-/-	-/-
at TCU	-/-	-/-
Kansas	-/-	-/-
at Iowa State	-/-	-/-
Oklahoma	-/-	-/-
TOTALS	9/44	17/44

SPECIAL TEAMS TACKLES

(All tackles on Special Teams coverage)			
Player	Total	KO	Punt
Merriweather, Krishon	2	2	0
Owens, Tyler	1	0	1
Martinez, Nehemiah	1	1	0
Ramirez, Bryce	1	1	0
TOTALS	3	2	1

TEXAS TECH SCORING DRIVES

	No. of	Total	Drive	Type of	Score	Scoring
Murray State	Plays	Yards	Time	Score	QTR/Time	Play
	4	94	1:20	TD	1st/10:34	Founji 30 yard rec
	4	59	1:07	TD	1st/7:28	Brooks 14 yard run
	11	75	2:54	TD	2nd/14:35	Bradley 30 yard rec
	1	39	0:16	TD	2nd/13:39	Founji 39 yard rec
	8	32	3:01	TD	2nd/8:30	Brooks 3 yard run
	6	80	1:59	TD	2nd/2:26	Brooks 23 yard run
	5	63	2:12	TD	3rd/12:38	Thompson 30 yard rec
	3	47	0:59	TD	3rd/9:34	Bradley 14 yard rec
	2	35	0:27	TD	4th/13:40	Tharp 21 yard rec
Houston	No. of	Total	Drive	Type of	Score	Scoring
	Plays	Yards	Time	Score	QTR/Time	Play
	9	68	3:34	FG	1st/11:26	Wolff 25 yard FG
	4	65	1:07	TD	2nd/10:10	Martinez 43 yard rec
	4	69	0:41	TD	2nd/0:18	Price 54 yard rec
	6	46	0:34	FG	4th/0:03	Wolff 47 yard FG
	6	25	0:00	TD	OT 1	Brooks 4 yard run
	4	25	0:00	TD	OT 2	Smith 9 yard run
N.C. State	No. of	Total	Drive	Type of	Score	Scoring
	Plays	Yards	Time	Score	QTR/Time	Play
	4	60	1:14	TD	2nd/0:50	Price 24 yard rec
	12	75	3:34	TD	4th/10:46	Smith 3 yard run
Texas	No. of	Total	Drive	Type of	Score	Scoring
	Plays	Yards	Time	Score	QTR/Time	Play
Kansas State	No. of	Total	Drive	Type of	Score	Scoring
	Plays	Yards	Time	Score	QTR/Time	Play
Oklahoma State	No. of	Total	Drive	Type of	Score	Scoring
	Plays	Yards	Time	Score	QTR/Time	Play
West Virginia	No. of	Total	Drive	Type of	Score	Scoring
	Plays	Yards	Time	Score	QTR/Time	Play
Baylor	No. of	Total	Drive	Type of	Score	Scoring
	Plays	Yards	Time	Score	QTR/Time	Play
TCU	No. of	Total	Drive	Type of	Score	Scoring
	Plays	Yards	Time	Score	QTR/Time	Play
Kansas	No. of	Total	Drive	Type of	Score	Scoring
	Plays	Yards	Time	Score	QTR/Time	Play
Iowa State	No. of	Total	Drive	Type of	Score	Scoring
	Plays	Yards	Time	Score	QTR/Time	Play
Oklahoma	No. of	Total	Drive	Type of	Score	Scoring
	Plays	Yards	Time	Score	QTR/Time	Play

OPPONENT SCORING DRIVES

	No. of	Total	Drive	Type of	Score	Scoring
Murray State	Plays	Yards	Time	Score	QTR/Time	Play
	9	62	4:59	FG	1st/2:29	Baum 31 yard FG
	4	75	1:06	TD	2nd/13:29	Bell 54 yard rec
Houston	No. of	Total	Drive	Type of	Score	Scoring
	Plays	Yards	Time	Score	QTR/Time	Play
	7	12	1:49	FG	2nd/11:17	Baxa 24 yard FG
	4	67	1:36	TD	3rd/13:24	Campbell 2 yard run
	4	3	0:20	FG	4th/0:37	Baxa 35 yard FG
	5	25	0:00	TD	OT 1	Golden 15 yard rec
	7	22	0:00	FG	OT 2	Baxa 20 yard FG
N.C. State	No. of	Total	Drive	Type of	Score	Scoring
	Plays	Yards	Time	Score	QTR/Time	Play
	7	1	3:35	FG	1st/7:39	Dunn 29 yard FG
	6	26	3:27	FG	1st/2:29	Dunn 47 yard FG
	4	43	1:41	TD	2nd/10:13	Sumo-Karngbaye 14 yard run
	1	38	0:08	TD	4th/14:20	Sumo-Karngbaye 38 yard rec
Texas	No. of	Total	Drive	Type of	Score	Scoring
	Plays	Yards	Time	Score	QTR/Time	Play
Kansas State	No. of	Total	Drive	Type of	Score	Scoring
	Plays	Yards	Time	Score	QTR/Time	Play
Oklahoma State	No. of	Total	Drive	Type of	Score	Scoring
	Plays	Yards	Time	Score	QTR/Time	Play
West Virginia	No. of	Total	Drive	Type of	Score	Scoring
	Plays	Yards	Time	Score	QTR/Time	Play
Baylor	No. of	Total	Drive	Type of	Score	Scoring
	Plays	Yards	Time	Score	QTR/Time	Play
TCU	No. of	Total	Drive	Type of	Score	Scoring
	Plays	Yards	Time	Score	QTR/Time	Play
Kansas	No. of	Total	Drive	Type of	Score	Scoring
	Plays	Yards	Time	Score	QTR/Time	Play
Iowa State	No. of	Total	Drive	Type of	Score	Scoring
	Plays	Yards	Time	Score	QTR/Time	Play
Oklahoma	No. of	Total	Drive	Type of	Score	Scoring
	Plays	Yards	Time	Score	QTR/Time	Play

DRIVE SUPERLATIVES

	TEXAS TECH (Game)
Most Plays/Result	18 plays, 62 yards, Missed FG (Houston)
Most Yards/Result	94 yards, 4 plays 1:20/Touchdown (Murray State)
Most Time/Result	6:55, 18 plays, 62 yards/Missed FG (Houston)
Quickest 80-89 Yard Touchdown Drive (Plays)	6-80/1:59 (Murray State)
Quickest 80-89 Yard Touchdown Drive (Time)	6-80/1:59 (Murray State)
Quickest 90-99 Yard Touchdown Drive (Plays)	4-94/1:20 (Murray State)
Quickest 90-99 Yard Touchdown Drive (Time)	4-94/1:20 (Murray State)

EXPLOSIVE PLAYS - 20-PLUS YARDS

Yards	Opponent	Play	Result
54	Houston	Pass from Smith to Price	Touchdown
43	Houston	Pass from Smith to Martinez	Touchdown
39	Murray State	Pass from Shough to Bradley	First Down
39	Murray State	Pass from Smith to Fouonji	Touchdown
38	NC State	Morton pass to White	First Down
36	Murray State	Kick Return from Xavier White	--
35	Murray State	Kick Return from Xavier White	--
33	Murray State	Pass from Shough to Fouonji	First Down
30	Murray State	Pass from Shough to Fouonji	Touchdown
30	Murray State	Pass from Smith to Bradley	Touchdown
30	Murray State	Pass from Smith to Thompson	Touchdown
27	Houston	Smith rush	First Down
24	NC State	Smith Pass to Price	Touchdown
24	Murray State	Rush from Thompson	First Down
24	Murray State	Pass from Morton to Martinez	First Down
23	Murray State	Pass from Shough to Teeter	First Down
23	Murray State	Rush from Brooks	Touchdown
21	Murray State	Pass from Morton to Tharp	Touchdown
21	Houston	Pass from Smith to Bradley	First Down
22	Houston	Smith rush	First Down
20	Murray State	Pass from Smith to Cupp	First Down

EXPLOSIVE PLAYS BY THE NUMBERS

	Texas Tech Long Plays			Opponent Long Plays		
	Rush	Pass	Total	Rush	Pass	Total
Murray State	2	10	12	0	5	5
Houston	2	3	5	0	3	3
N.C. State	0	2	2	0	2	2
Texas	--	--	--	--	--	--
Kansas State	--	--	--	--	--	--
Oklahoma State	--	--	--	--	--	--
West Virginia	--	--	--	--	--	--
Baylor	--	--	--	--	--	--
TCU	--	--	--	--	--	--
Kansas	--	--	--	--	--	--
Iowa State	--	--	--	--	--	--
Oklahoma	--	--	--	--	--	--
Totals	4	--	19	--	10	10

LONGEST PLAYS BY THE NUMBERS

Long Plays by Yards	NO.	TD
100+	0	0
90-99	0	0
80-89	0	0
70-79	0	0
60-69	0	0
50-59	1	1
40-49	1	1
30-39	9	4
20-29	8	3

OPPONENT EXPLOSIVE PLAYS - 20-PLUS YARDS

Yards	Opponent	Play	Result
63	Houston	Pass from Tune to Dell	First Down
54	Murray State	Pass from Williams to Bell	Touchdown
51	Murray State	Pass from Williams to Brooks	First Down
38	NC State	Pass from Thomas to Sumo-Karngbaye	Touchdown
35	Houston	Pass from Tune to Campbell	First Down
33	Murray State	Pass from Williams to Rearden	First Down
26	NC State	Pass from Leary to Sumo-Karngbaye	Lost Fumble
24	Murray State	Pass from Williams to Dallas	First Down
22	Murray State	Pass from Williams to Bell	First Down
21	Houston	Pass from Tune to Dell	First Down

LONGEST PLAYS BY TYPE

Long Plays by Type (20+)	NO.	TD
Rushing	4	1
Passing	15	8
Punt returns	0	0
Kick returns	2	0
Interceptions	0	0
Fumble returns	0	0
Other	0	0
TOTAL	20	9

LONGEST PLAYS OF THE YEAR

Rushing	27	Donovan Smith vs. Houston
Rushing Touchdown	23	Tahj Brooks vs. Murray State
Passing	54	Donovan Smith vs. Houston
Passing Touchdown	54	Smith to Price vs. Houston
Punt Return	19	Drew Hocutt vs. Murray State
Kick Return	36	Xavier White vs. Murray State
Interception Return	11	Reggie Pearson vs. Houston
Punt	56	Austin McNamara vs. Murray State
Field Goal	47	Wolff vs. Houston

STAT NOTABLES

OFFENSIVE STAT NOTABLES

CAREER 100+ RUSHING YARD GAMES

Tahj Brooks (3)

Date	Rush Yards	Opponent
Sept. 4, 2021	134	Houston
Sept. 11, 2021	103	Stephen F. Austin
Dec. 28, 2021	107	Mississippi State

SaRodorick Thompson (5)

Date	Rush Yards	Opponent
Oct. 12, 2019	153	Baylor
Sept. 12, 2020	118	Houston Baptist
Sept. 26, 2020	119	Texas
Nov. 28, 2020	133	Oklahoma State
Oct. 9, 2021	118	TCU

Xavier White (2)

Date	Rush Yards	Opponent
Oct. 3, 2020	113	Kansas State
Dec. 5, 2020	135	Kansas

GAMES WITH A RUSHING TD

Player	'18	'19	'20	'21	'22	Career
Thompson, SaRodorick	2	8	5	6	--	21
Brooks, Tahj	--	--	3	5	2	10
White, Xavier	--	--	2	3	--	5
Shough, Tyler	--	--	2*	2	--	4
Smith, Donovan	--	--	--	3	1	4
Price, Myles	--	--	1	1	--	2
Townsend, Chadarius	--	--	1	--	--	1

GAMES WITH MULTIPLE RUSHING TDs

Player	'18	'19	'20	'21	'22	Career
Thompson, SaRodorick	1	4	3	3	--	11
Brooks, Tahj	--	--	1	2	1	4

CAREER 100+ RECEIVING YARD GAMES

Jerand Bradley (1)

Date	Rec. Yards	Opponent
Sept. 3, 2022	108	Murray State

Loic Fouonji (1)

Date	Rec. Yards	Opponent
Sept. 3, 2022	110	Murray State

Myles Price (1)

Date	Rec. Yards	Opponent
Nov. 13, 2021	175	Iowa State

Xavier White (1)

Date	Rec. Yards	Opponent
Aug. 31, 2018	107	Montana State

CAREER GAMES WITH A RECEIVING TD

Player	'18	'19	'20	'21	'22	Career
Price, Myles	--	--	1	2	2	5
White, Xavier	--	1	--	1	--	2
Cleveland, Trey	--	--	1	1	--	2
Fouonji, Loic	--	--	1	1	--	2
Sparkman, J.J.	--	--	--	2	--	2
Bradley, Jerand	--	--	--	--	1	1
Martinez, Nehemiah	--	--	--	--	1	1

CAREER GAMES WITH MULTIPLE RECEIVING TDs

Player	'18	'19	'20	'21	'22	Career
Bradley, Jerand	--	--	--	--	1	1

* Indicates games played prior to arrival at Texas Tech

DEFENSIVE STAT NOTABLES

CAREER GAMES WITH 10+ TACKLES

Krishon Merriweather (2)

Date	Tackles	Opponent
Sept. 12, 2020	12	Houston Baptist
Dec. 5, 2020	12	Kansas

Reggie Pearson (2)

Date	Tackles	Opponent
Nov. 16, 2019	10	Nebraska*
Nov. 27, 2021	11	Baylor

Marquis Water (4)

Date	Tackles	Opponent
Oct. 27, 2018	10	at Pittsburgh*
Nov. 23, 2019	13	at Wake Forest*
Oct. 3, 2020	10	Virginia Tech*
Nov. 7, 2020	10	North Carolina*

Tyree Wilson

Date	Tackles	Opponent
Sept. 17, 2022	11	at NC State

* Indicates games played prior to arrival at Texas Tech

TURNOVER CHART

Opponent	Forced by Texas Tech					Forced by Opponent			
	Fum	Int	Tot	Pts Off	Margin	Fum	Int	Tot	Pts Off
Murray State	0	0	0	0	-1	0	1	1	0
Houston	1	1	2	0	-1	1	3	3	10
N.C. State	1	0	1	0	-2	0	3	3	10
Texas	--	--	--	--	--	--	--	--	--
Kansas State	--	--	--	--	--	--	--	--	--
Oklahoma State	--	--	--	--	--	--	--	--	--
West Virginia	--	--	--	--	--	--	--	--	--
Baylor	--	--	--	--	--	--	--	--	--
TCU	--	--	--	--	--	--	--	--	--
Kansas	--	--	--	--	--	--	--	--	--
Iowa State	--	--	--	--	--	--	--	--	--
Oklahoma	--	--	--	--	--	--	--	--	--
Total	--	--	--	--	--	--	--	--	--

REDZONE CHART

Opponent	Texas Tech					Opponents			
	No.	TD	Run/Pass	FG	Score%	No.	TD	FG	Score%
Murray State	4	3	2/1	0	75.0	2	0	1	50.0
Houston	4	2	2/0	1	75.0	6	2	3	83.0
N.C. State	1	1	1/0	--	100	2	1	1	100
Texas	--	--	--	--	--	--	--	--	--
Kansas State	--	--	--	--	--	--	--	--	--
Oklahoma State	--	--	--	--	--	--	--	--	--
West Virginia	--	--	--	--	--	--	--	--	--
Baylor	--	--	--	--	--	--	--	--	--
TCU	--	--	--	--	--	--	--	--	--
Kansas	--	--	--	--	--	--	--	--	--
Iowa State	--	--	--	--	--	--	--	--	--
Oklahoma	--	--	--	--	--	--	--	--	--

GAME-BY-GAME SPECIALIST STATS

FIELD GOALS

(Made), Missed, Blocked

	#36 Wolff, #99 Garcia
Murray State	none
Houston	(25), 45, 46, (47)
N.C. State	--
Texas	--
Kansas State	--
Oklahoma State	--
West Virginia	--
Baylor	--
TCU	--
Kansas	--
Iowa State	--
Oklahoma	--

PUNTING

Number-Avg./120/50+

	#31 McNamara
Murray State	4-45.8/183/2
Houston	4-44.5/178/1
N.C. State	6/41.2/247/1
Texas	--
Kansas State	--
Oklahoma State	--
West Virginia	--
Baylor	--
TCU	--
Kansas	--
Iowa State	--
Oklahoma	--

GAME RECAPS - GAME 1

Murray State	3	7	0	0	-	10
Texas Tech	14	28	14	7	-	63

Jones AT&T Stadium | Lubbock, Texas | 7 p.m. | Big 12 Now on ESPN+ | Attendance: 58,823



TEXAS TECH ROUTS MURRAY STATE 63-10 IN MCGUIRE'S DEBUT

LUBBOCK, Texas (AP) — Donovan Smith came off the bench to throw four touchdown passes, Tahj Brooks ran for three scores and Texas Tech blew out lower-division Murray State 63-10 in coach Joey McGuire's debut Saturday night.

Smith had scoring tosses on his first two passes after replacing Tyler Shough in the first half. McGuire indicated he planned to play both, but said at halftime Shough was injured and probably wouldn't return. Shough was on the sideline in the second half with a sling on his left (non-throwing) shoulder.

Brooks finished with 50 yards and scoring runs of 14, 3 and 23 yards, the last giving the Red Raiders a 42-10 lead late in the first half on the way to their 23rd consecutive victory in a home opener.

Texas Tech's first meeting with Murray State and 20th consecutive victory over an FCS opponent was similar to the lower-division matchups from 2010-19, when the average margin of victory was 40 points

McGuire, a lifelong Texan who was a Baylor assistant the past five years after winning three Texas high school state championships, didn't have to worry for long about becoming the fifth consecutive Texas Tech coach since 2000 to win his opener.

Murray State quarterback DJ Williams, the Ohio Valley Conference freshman of the year last season, sustained an apparent right leg injury on the final play of the first half.

Williams was scrambling before setting up to throw with the Racers trying to get a touchdown as time ran out before the break, and his right leg buckled as he lost control of the ball and crumpled to the turf. Williams was helped off the field, unable to put any pressure on his right leg.

Loic Fouonji and Jerand Bradley had two touchdown catches apiece. Fouonji opened the scoring on a 30-yard catch from Shough before Smith's first TD toss, a 30-yarder to Bradley.

Fouonji's 39-yard catch from Smith gave Texas Tech a 28-10 lead early in the second quarter, and Bradley's 14-yard scoring grab made it 56-10 early in the third.

Bradley, a sophomore, had his first career 100-yard game with 108 yards on six catches, and Fouonji finished with four catches for 77 yards.

Smith was 14 of 16 for 221 yards without an interception before getting replaced by Behren Morton in the third quarter. Shough was 6 of 10 for 154 yards as Texas Tech finished with 472 yards passing and 605 total.

TEAM STATISTICS	MSU	TTU
FIRST DOWNS	10	29
RUSHES-NET YARDS (Avg/Rush)	41-50 (1.9)	29-133 (4.6)
PASSING YDS (Avg/Completion)	208 (23.1)	174 (17.5)
Passes Comp-Att-Int	9-23-0	27-36-1
TOTAL OFFENSE PLAYS-YARDS (Avg/Play)	64-258 (4.0)	65-605 (9.3)
Fumble Returns-Yards	0-0	0-0
Punt Returns-Yards	1-0	5-55
Kickoff Returns-Yards	2-40	2-71
Interception Returns-Yards	1-0	0-0
Punts (Number-Avg)	12-39.5	4-45.8
Fumbles-Lost	1-0	2-0
Penalties-Yards	6-55	9-65
Possession Time	34:11	23:20
Third-Down Conversions	4 of 18	6 of 10
Fourth-Down Conversions	0 of 1	0 of 0
Red-Zone Scores-Chances	1-2	3-4
Sacks By: Number-Yards	1-13	4-21

GAME 2 ^{2 OT}

No. 25 Houston	0	3	7	10	7	3	30
Texas Tech	3	14	0	3	7	6	33

Jones AT&T Stadium | Lubbock, Texas | 3 p.m. | FS1 | Attendance: 56,271



SMITH'S HEROICS IN 2ND OT PUSH TECH PAST NO. 25 HOUSTON

LUBBOCK, Texas (AP) — Donovan Smith put Texas Tech at risk of losing with his arm. The sophomore quarterback rescued the Red Raiders with his legs.

Smith ran 9 yards for a touchdown in the second overtime, lifting Texas Tech to a 33-30 victory over No. 25 Houston on Saturday.

A back-and-forth finish ended with the Red Raiders (2-0) beating a ranked nonconference opponent in the regular season for the first time since 1989, a span of 14 games.

It was the last meeting between the former Southwest Conference rivals before they become league foes again when the Cougars move from the American Athletic to the Big 12 next year.

After Houston's Bubba Baxa opened the second OT with a 20-yard field goal, Smith broke into the open field and ran untouched to the end zone, sending Texas Tech students and fans streaming onto the field.

Baxa kicked a go-ahead 35-yard field goal with 37 seconds remaining in regulation after Gervarrius Owens returned Smith's third interception to the Texas Tech 21 in the final two minutes.

Smith answered with a 27-yard scramble on the next play, sparking a drive to a tying 47-yard field goal from Trey Wolff with three seconds to go. Wolff replaced Gino Garcia, who missed from 45 earlier in the fourth quarter.

"It's always what coach (Joey) McGuire preached, you could look at this game and that's exactly what he said, 'What's next?'" said Smith, who threw for 351 yards with three picks and six sacks that cut his rushing total from 86 to 28 yards.

"That's something I did this game. Everyone on the sideline was encouraging and, 'Hey, what's next? We got this, we don't got to worry about nothing.'"

The Cougars (1-1) erased a 17-3 halftime deficit, getting even early in the fourth quarter when Jayce Rogers stepped in front of a pass from Smith and returned it 54 yards for a TD. Still, Houston's 12-game regular-season winning streak ended.

Houston had 11 penalties for 121 yards, including two personal fouls on the same possession that twice let the Red Raiders keep the ball when the Cougars would have taken possession in the first half.

TEAM STATISTICS	UH	TTU
FIRST DOWNS	16	35
RUSHES-NET YARDS (Avg/Rush)	29-87 (3.0)	44-118 (2.7)
PASSING YDS (Avg/Completion)	266 (13.3)	350 (9.7)
Passes Comp-Att-Int	20-39-1	36-59-3
TOTAL OFFENSE PLAYS-YARDS (Avg/Play)	68-353 (5.2)	103-468 (4.5)
Fumble Returns-Yards	0-0	0-0
Punt Returns-Yards	1-35	2-2
Kickoff Returns-Yards	2-40	1-19
Interception Returns-Yards	3-115	1-11
Punts (Number-Avg)	5-51.4	4-44.5
Fumbles-Lost	1-1	2-0
Penalties-Yards	11-121	6-45
Possession Time	19:41	34:27
Third-Down Conversions	5 of 16	5 of 18
Fourth-Down Conversions	0 of 1	2 of 3
Red-Zone Scores-Chances	5-6	3-4
Sacks By: Number-Yards	6-49	2-16

GAME 3

Texas Tech	0	7	0	7	-	14
No. 16 NC State	6	14	0	7	-	27

Carter-Finley Stadium | Raleigh, N.C. | 7 p.m. (ET) | ESPN 2 | Attendance: 56,919



TEXAS TECH FALLS AT NO. 16 NC STATE, 27-14

RALEIGH, N.C. (AP) -- Aydan White returned one of his two interceptions 84 yards for a touchdown to lead a strong defensive effort that carried No. 16 North Carolina State past Texas Tech, 27-14 on Saturday night.

Facing the Bowl Subdivision's top passing offense, N.C. State's veteran defense harassed quarterback Donovan Smith and shut down any ground game the Red Raiders tried to muster. The highlight was White's fourth-down pick of Smith's overthrown second-quarter ball, with White taking the interception down the left side with three teammates sprinting to escort him all the way to the end zone.

White also had a sack on a cornerback blitz, one of four for the Wolfpack (3-0). Jakeen Harris came up with a fourth-down interception near midfield with 8:38 left as Texas Tech (2-1) tried to make a late push.

The defensive effort offset a shaky day by the Wolfpack's offense, which had its own troubles with stalled drives and score-negating mistakes. Demie Sumo-Karngbaye — who lost a sure TD catch when he was stripped near the goal line and fumbled out of the end zone — scored twice, the second on a 38-yard catch off a trick-play pass from Thayer Thomas for a 27-7 lead early in the fourth.

Smith ran and threw for scores to lead the Red Raiders, as his 3-yard keeper cut the deficit to 27-14. But after Texas Tech forced a three-and-out to get the ball back, Smith fired incomplete on three straight passes before Harris picked him off over the middle to keep the Wolfpack in control.

The Red Raiders elevated expectations for first-year coach Joey McGuire, whose team was picked to finish ninth in the 10-team Big 12 but upset a ranked Houston team last weekend. The defense made things difficult on the Wolfpack. But the team didn't get its offense going until falling behind and lost a muffed punt to go with its three picks.

N.C. State: Much of the attention has focused on the presence of preseason Atlantic Coast Conference player of the year Devin Leary at quarterback. But the defense that returned 10 starters from a unit that ranked 14th in FBS in scoring defense (19.7) and 21st in total defense (331.6 yards) carried this win as N.C. State managed 270 total yards. Lineman C.J. Clark had two sacks while the Wolfpack smothered the Red Raiders' rushing game by allowing 54 yards on 26 carries.

Texas Tech linebacker Bryce Ramirez was carted off in the first quarter with a serious leg injury. He was injured when teammates tackled Wolfpack running back Jordan Houston, with the pile rolling over Ramirez's left leg that was planted in the turf. The leg was twisted abnormally as he laid on the grass, with team training staffers using a towel to cover the lower left leg as they began treating him. He was later taken to a hospital trauma center.

TEAM STATISTICS	TTU	NC State
FIRST DOWNS	20	15
RUSHES-NET YARDS (Avg/Rush)	26-54 (2.1)	37-111 (3.0)
PASSING YDS (Avg/Completion)	299 (12.0)	159 (9.9)
Passes Comp-Att-Int	25-43-3	16-24-0
TOTAL OFFENSE PLAYS-YARDS (Avg/Play)	69-353 (5.1)	61-270 (4.4)
Fumble Returns-Yards	0-0	0-0
Punt Returns-Yards	2-6	0-0
Kickoff Returns-Yards	5-98	0-0
Interception Returns-Yards	0-0	3-84
Punts (Number-Avg)	6-41.2	7-38.9
Fumbles-Lost	1-1	1-1
Penalties-Yards	7-69	9-74
Possession Time	25:33	33:04
Third-Down Conversions	2 of 12	6 of 16
Fourth-Down Conversions	1 of 4	1 of 1
Red-Zone Scores-Chances	1-1	2-2
Sacks By: Number-Yards	2-11	4-26

MEDIA INFORMATION

**MATT DOWDY**

Assistant A.D.

806-928-5190

matthew.dowdy@ttu.edu

**MATT BURKHOLDER**

Associate Director

559-862-3771

matt.burkholder@ttu.edu

**CHRIS DUARTE**

Assistant Director

954-937-3254

chris.duarte@ttu.edu

TEXAS TECH ATHLETICS COMMUNICATIONS

East Stadium Building, Jones AT&T Stadium (Third Floor)

Office: (806) 742-2770 • Fax: (806) 742-1970

2508 6th Street • Lubbock, TX 79409

www.TexasTech.com/Media



CREDENTIAL REQUESTS

Please direct all credential requests to the online credential portal located at www.sportssystem.com/TexasTech. Confirmation of your request will be made upon review by Matt Dowdy. Credentials are limited to members of the working media who are assigned to cover Texas Tech Football. Credentials must be requested online by 5 p.m. Tuesday each week. All requests will be held for pickup until 5 p.m. Friday at the Athletics Communications office (third floor of Whitacre Athletic Center, East Stadium Building). Credentials not picked up by 5 p.m. Friday will be available at Media Will Call located on the northwest side of Jones AT&T Stadium.

No credentials will be issued to any website that is not deemed to have adequate editorial oversight, or does not follow traditional journalistic ethics protocols. Credentials will not be approved to anyone who writes or posts under an alias. Please note that Texas Tech Athletics does not grant credential requests to freelance photographers. It is not always possible to accommodate all requests. No one under 18 years of age will be issued a credential without prior approval. Credentials are non-transferable and may be revoked at any time.

WEEKLY MEDIA LUNCHEON

During the season, Texas Tech head coach Joey McGuire will host a weekly media luncheon inside the Football Training Facility, located next to Jones AT&T Stadium. The event will be held each Monday during the regular season, excluding the bye week. McGuire will be joined each week by defensive coordinator Tim DeRuyter and offensive coordinator Zach Kittley. Lunch will be served at noon each Monday followed by a 1 p.m. press conference.

WEEKLY AVAILABILITY SCHEDULE

In addition to the Monday press conference, select student-athletes will be available following practice each Tuesday inside the Sports Performance Center. Practice is expected to conclude around 10:30 a.m. each week with interviews to follow. All specific student-athlete requests should be submitted by 10 a.m. Monday each week during the season.

INTERVIEW REQUESTS

Please direct all interview requests for head coach Joey McGuire, members of the Texas Tech coaching staff and student-athletes to Matt Dowdy. Contacting student-athletes or coaches directly through text message or social media is strictly prohibited and could result in loss of credentials.

USE OF TEXAS TECH PHOTOGRAPHY

The use of Texas Tech photos is prohibited without prior approval from the athletics communications office. Texas Tech does not grant permission for use of its photos for social media content purposes. Texas Tech will provide courtesy headshots and action shots upon requests for editorial purposes.

VIDEO HIGHLIGHTS/NEWS CONFERENCE

Video from news conferences and games will be available to the media via YouTube. Broadcast quality video footage (game highlights, post-practice interviews, post-game interviews, etc) are available by request through the athletics communications office.

TEXAS TECH PRACTICE SCHEDULE

Sunday - 7:45 p.m.

Monday - OFF DAY

Tuesday - 8:10 a.m.

Wednesday - 3:50 p.m.

Thursday - 9:30 a.m.

Friday - TBD

PHOTO REQUESTS

Please submit your requests to Chris Duarte.

COLLEGEPRESSBOX.COM

Collegepressbox is the official media website for Division I football. Access and download game notes, quotes, statistics, media guides, headshots, logos and more for all FBS schools, conferences, postseason games, awards and the College Football Playoff. For access, please register for an account at collegepressbox.com/register.

LIVE STREAMING

Live video streaming of any Texas Tech Athletics event, including news conferences, on ANY social media platform is strictly prohibited without prior approval from the athletics communications office.

USE OF AUDIO/VIDEO

Any media entity collecting any sort of "video or audio materials" (film, traditional video or audio, digital video or audio, photos, etc.) from Texas Tech University Athletics game events or press conference/media events may use that material only for traditional television newscasts, web-based or print coverage, or other electronic transmission as approved by the University in writing, with a limitation of up to three (3) minutes in length from any single event. Such media entity may not offer any live video, audio or other coverage of the event without the advance, written permission of Texas Tech University Athletics. This policy includes all games, matches and events involving any of Texas Tech's athletic programs. It includes all media events -- press conferences, pre/post-practice interviews and pre/post-game interviews. An exception would be a one-on-one interview arranged through the Texas Tech Athletics Communications office with a Texas Tech, coach, athlete or administrator.

TEXAS TECH SPORTS NETWORK

The Texas Tech Sports Network from Learfield Sports will carry all the exciting action of Red Raider Football beginning with the season opener with Sam Houston State and all the way through the bowl season. Brian Jensen (play-by-play) and John Harris (color analyst) return to the broadcast booth and will be joined on the sidelines by Chris Level (sidelines).

2022 RED RAIDER FOOTBALL AFFILIATES

CITY	STATION	FREQUENCY
Abilene/Haskell	KVRP-FM	97.1
Alpine	KVLF-AM	1240
Amarillo	KARX-FM	95.7
Amarillo	KPUR-AM	1440
Andrews	KACT-AM	1360
Andrews	KACT-FM	105.5
Artesia, N.M.	KSVP-AM	990
Austin	KOKE-AM	1600
Big Spring	KBST-FM	95.7
Brady	KNEL-FM	95.3
Breckenridge	KLXK-FM	93.5
Brownwood	KQBZ-FM	96.9
Dallas	KFXR-AM	1190
El Paso	KHEY-AM	1380
Fredericksburg	KNAF-AM	910
Hereford	KPAN-AM	860
Hereford	KPAN-FM	106.3
Hobbs, N.M.	KHOB-AM	1390
Houston	KKHT-FM	100.7
Junction	KMBL-AM	1450
Lamesa	KPET-AM	690
Lamesa	KPET-FM	105.1
Lampasas	KACQ-FM	101.9
Lampasas	KCYL-AM	1450
Lubbock	KTTU-FM	97.3
Lubbock	KXTQ-FM	100.7
Lubbock	KJTV-AM	950
Lubbock	KQOT-FM	106.5
Memphis	KLSR-FM	105.3
Midland/Odessa	KCRS-AM	550
Odessa	KCRS-FM	95.5
Pecos	KDNZ-FM	97.3
Perryton	KEYE-AM	1400
Perryton	KEYE-FM	93.7
Plainview	KREW-AM	1400
San Angelo	KLDE-FM	105.3
San Antonio	KZDC-AM	1250
San Antonio	KZDC-FM	94.5
Seminole	KSEM-FM	106.3
Seymour	KSEY-FM	94.3
Seymour	KSEY-AM	1230
Snyder	KGWG-FM	91.1
Sweetwater	KSST-AM	1240
Tyler	KTBB-AM	600
Tyler	KYZS-AM	1490
Waco	KWBT-HD2	94.5

SATELLITE RADIO

Sirius XM Radio Channel 109 or 200

XM App Channel 954

Varsity App Search "Texas Tech"

collegepressbox
SINCE 2005 EVERYTHING BUT THE PREGAME MEAL

COVERING THE RED RAIDERS

19

MONDAY

MEDIA LUNCHEON

11:30 a.m.

PRESS CONFERENCE

12:30 p.m.

20

TUESDAY

MEDIA AVAILABILITY

10:15 a.m.

Sports Performance Center

21

WEDNESDAY

NO AVAILABILITY

22

THURSDAY

MCGUIRE RADIO SHOW

6-7 p.m.

Rudy's Country Store

23

FRIDAY

NO AVAILABILITY

CREDENTIAL WILL-CALL

3-5 p.m.

Communications Office

24

SATURDAY

TECH vs. Texas

2:30 p.m. CT

Jones AT&T Stadium

25

SUNDAY

NO AVAILABILITY