



39 BOWL APPEARANCES | 11 CONFERENCE CHAMPIONSHIPS | 580 ALL-TIME VICTORIES | #WRECKEM

# TEXAS TECH RED RAIDERS

2022 GAME NOTES

GAME

1

VS

MURRAY STATE

Sept. 3, 2022



Jones AT&T Stadium (60,454)  
Lubbock, Texas

7 p.m.  
Big 12 Now on ESPN+  
TTU Sports Network

## 2022 SCHEDULE/RESULTS

Overall: 0-0 | Big 12: 0-0 | H: 0-0 | A: 0-0 | N: 0-0

### SEPTEMBER • (0-0)

3	MURRAY STATE	7 p.m.	Big 12 Now
10	HOUSTON	3 p.m.	FS1
17	at N.C. State	6 p.m.	ESPN2
24	TEXAS*	TBD	TBD

### OCTOBER • (0-0)

1	at Kansas State*	TBD	TBD
8	at Oklahoma State*	TBD	TBD
22	WEST VIRGINIA*	TBD	TBD
29	BAYLOR*	TBD	TBD

### NOVEMBER • (0-0)

5	at TCU*	TBD	TBD
12	KANSAS*	TBD	TBD
19	at Iowa State*	TBD	TBD
26	OKLAHOMA*	TBD	TBD

### DECEMBER • (0-0)

3	Big 12 Championship	TBD	TBD
---	---------------------	-----	-----

## TV: BIG 12 NOW ON ESPN+

- Play-by-Play: Greg Mescall
- Analyst: Taylor McHargue
- Producer: Graham Taylor



## RADIO: TEXAS TECH SPORTS NETWORK

- Play-by-Play: Brian Jensen
- Analyst: John Harris
- Sideline Reporter: Chris Level
- SiriusXM: Channel 99 or 206
- National Radio: None
- Mobile App: TuneIn (Search Texas Tech)



## SOCIAL MEDIA: #WreckEm

- Twitter: @TexasTechFB
- YouTube: TexasTechAthletics
- Instagram: @TexasTech\_FB
- Facebook: TexasTechFootball
- TikTok: TexasTechAthletics

## TEXAS TECH COACHING STAFF

### SIDELINE

- **Joey McGuire**, Head Coach (First Season)
- **Tim DeRuyter**, Defensive Coordinator (First Season)
- **Zach Kittley**, Offensive Coordinator/QBs (First Season)
- **Kenny Perry**, Assoc. H.C./Special Teams/RBs (First Season)
- **C.J. Ah You**, Outside Linebackers (First Season)
- **Zarnell Fitch**, Defensive Line (First Season)
- **Stephen Hamby**, Offensive Line (First Season)
- **Emmett Jones**, Passing Game Coordinator/WRs (First Season)
- **Marcel Yates**, Passing Game Coordinator/DBs (First Season)

### PRESSBOX

- **Josh Bookbinder**, Inside Linebackers (First Season)
- **Josh Cochran**, Tight Ends (First Season)

## TEXAS TECH

Record	0-0 Overall; 0-0 Big 12
Rankings	AP: NR   Coaches: NR
Last Game	Def. Mississippi State, 34-7
Streak	Won 1
Head Coach	Joey McGuire
Career Record	0-0 (First Season)
Record at Texas Tech	Same
Record vs. Murray State	First Meeting

## MURRAY STATE

Record	0-0 Overall; 0-0 OVC
Rankings	FCS Coaches: RV
Last Game	Def. Eastern Illinois, 20-13
Streak	Won 3
Head Coach	Dean Hood
Career Record	66-45 (11th Season)
Record at Murray State	11-7 (Third Season)
Record vs. Texas Tech	First Meeting

## SATURDAY STORYLINES



### MCGUIRE ERA KICKS OFF WITH RACERS

- After an offseason full of excitement, Texas Tech will officially kick off the Joey McGuire era Saturday when the Red Raiders host Murray State inside Jones AT&T Stadium. McGuire was hired last November as the 17th head coach in program history, building a new brand for Red Raider Football as Texas Tech strives to be the "toughest, hardest-working, most-competitive team in the country."
- Texas Tech is 10-5-1 all-time in games where its head coach is making his debut as the Red Raiders have won four-consecutive such contests dating back to Mike Leach in 2000.



### WELCOME TO TAKE THREE UNIVERSITY

- The term "Take Three" is one many around the Red Raider program have heard daily since Joey McGuire's hiring. The phrase is a key element of McGuire's plan to win strategy, highlighting the defensive goal of creating three takeaways per game.
- Texas Tech returns six starters on its defense, including the bulk of its secondary such as seniors Dadrion Taylor-Demerson, who led the Red Raiders with three interceptions a year ago. The defense also features one of the nation's top returning edge rushers in Tyree Wilson, the Liberty Bowl Defensive MVP from a year ago who had 13.5 tackles for loss and 7.0 sacks.



### SHOUGH BACK AS QB1 OF RED RAIDERS

- Tyler Shough will return as Texas Tech's starting quarterback after being sidelined for the final eight games a year ago following a season-ending injury in the Big 12 opener versus Texas. Shough was tabbed the starter by Joey McGuire following a close competition with sophomore Donovan Smith and redshirt freshman Behren Morton.
- Prior to his injury, Shough had already powered the Red Raiders to a 3-0 record that was highlighted by a come-from-behind victory against Houston. Shough had completed 69.6 percent of his passes to that point, throwing 872 yards and six touchdowns while rushing for two other scores.

## RED RAIDERS BY THE NUMBERS

3

Joey McGuire, a Texas High School Football Hall of Famer, owns three state championship titles from his 14 seasons leading Cedar Hill High School in the Dallas-Fort Worth metroplex.

11

Number of career starts for senior quarterback Tyler Shough entering the 2022 season. Shough is 8-4 as a starter between his time at Texas Tech at Oregon where he led the Ducks to the Pac-12 Championship in 2020.

39

Texas Tech capped 2021 with a 34-7 win against Mississippi State in the AutoZone Liberty Bowl. It was the 39th all-time bowl appearance in program history, which ranks in the top-25 of FBS history.

INSIDE JOEY MCGUIRE

JOEY MCGUIRE FILE

Hometown	Crowley, Texas
Education	Texas-Arlington '95 (Kinesiology)
Wife	Debbie
Children	Daughter: Reagan; Son: Garret

COACHING HISTORY

Year	Position
2022-present	Texas Tech Head Coach
2020-21	Baylor Associate Head Coach (Outside Linebackers)
2019	Baylor Associate Head Coach (Defensive Ends)
2017-18	Baylor Assistant Coach (Tight Ends)
2003-16	Cedar Hill High School Head Coach
1997-02	Cedar Hill High School Assistant Coach
1995-96	Crowley High School Assistant Coach

BOWL GAMES (3)

2021	Allstate Sugar Bowl*
2019	Allstate Sugar Bowl
2018	Academy Sports + Outdoors Texas Bowl

\* bowl came after he already accepted the Texas Tech position.

RECORD AGAINST OPPONENTS

Opponent	Overall	Home	Away	Neutral
Baylor	0-0	0-0	0-0	0-0
Houston	0-0	0-0	0-0	0-0
Iowa State	0-0	0-0	0-0	0-0
Kansas	0-0	0-0	0-0	0-0
Kansas State	0-0	0-0	0-0	0-0
Murray State	0-0	0-0	0-0	0-0
N.C. State	0-0	0-0	0-0	0-0
Oklahoma	0-0	0-0	0-0	0-0
Oklahoma State	0-0	0-0	0-0	0-0
TCU	0-0	0-0	0-0	0-0
Texas	0-0	0-0	0-0	0-0
West Virginia	0-0	0-0	0-0	0-0

RECORD VERSUS CONFERENCES

Conference	Overall	Home	Away	Neutral
American	0-0	0-0	0-0	0-0
ACC	0-0	0-0	0-0	0-0
Big Ten	0-0	0-0	0-0	0-0
Big 12	0-0	0-0	0-0	0-0
Conference USA	0-0	0-0	0-0	0-0
FBS Independents	0-0	0-0	0-0	0-0
Mid-American	0-0	0-0	0-0	0-0
Mountain West	0-0	0-0	0-0	0-0
Pac-12	0-0	0-0	0-0	0-0
SEC	0-0	0-0	0-0	0-0
Sun Belt	0-0	0-0	0-0	0-0
FCS Opponents	0-0	0-0	0-0	0-0

NFL DRAFT PICKS

Name	Year	Rd.	Pick	Team
Terrel Bernard, OLB*	2022	3rd	89	Buffalo
William Bradley-King, OLB*	2021	7th	240	Washington
James Lynch, DL*	2020	4th	130	Minnesota
Bravion Roy, DL*	2020	6th	184	Carolina

ALL-BIG 12 SELECTIONS

Name	Year	Team
James Lynch, DL	2019	1st
Vravion Roy, DL*	2019	1st
Terrel Bernard, OLB*	2020	2nd
Terrel Bernard, OLB*	2021	1st



HEAD COACH JOEY MCGUIRE

There's been a key ingredient to Joey McGuire's success throughout his career: authentic relationships. It's the reason he became beloved as a high school coach, leading Cedar Hill to three state championships despite inheriting a program that had never won a playoff game prior to his promotion. It's also why he was so successful in transitioning to the collegiate level, helping rebuild a Baylor program that turned into a Big 12 contender during his tenure.

Now, McGuire will look to do the same at Texas Tech where he enters his first season as head coach. McGuire, a 2020 inductee into the Texas High School Coaches Association Hall of Honor and a 2022 member of the Texas High School Football Hall of Fame, was named the 17th head coach in program history by Director of Athletics Kirby Hocutt on Nov. 9, 2021.

In the short time since his hire, it hasn't taken long to quickly see McGuire's extensive ties to the state of Texas at work as Texas Tech has already established itself as the unofficial home to the Texas High School Coaches Association (THSCA). Those ties have already paid dividends early in his tenure as McGuire and his staff were able to sign an impressive 2022 class that ranked in the top-40 nationally. It marked the highest-ranked recruiting class for the Red Raiders since the 2012 class.

Texas Tech's success on the recruiting trail has stemmed, in part, due to the relationships McGuire has formed throughout the state through his connections with the THSCA. It can also be contributed to the charter staff he assembled shortly after his hire, namely with several successful assistant coaches who, like McGuire, began their careers at the high school level.

McGuire created one of the most-memorable turnaround stories in Texas high school football history during his 14 seasons leading Cedar Hill. The Longhorns not only won at a high level under McGuire, but they transformed into one of the state's most dominant programs with its first state title in 2006 and then back-to-back state crowns in 2013 and 2014.

Cedar Hill was an impressive 141-42 during McGuire's tenure, going from an unknown to a state champion in only his fourth season as head coach. The Longhorns' dynasty featured 12-consecutive playoff appearances, nine bi-district titles and seven district crowns under McGuire, including another appearance in the state title game in 2012 where Cedar Hill fell to Katy.

McGuire, at only the age of 31, was promoted to head coach at Cedar Hill prior to the 2003 season following six seasons as an assistant coach. Cedar Hill had not recorded a winning season in the eight years prior to his promotion, a streak he quickly ended with a 6-4 campaign in his debut. McGuire was previously an assistant coach at his alma mater, Crowley High School, during the 1995 and 1996 seasons prior to his move to Cedar Hill.

The back-to-back state titles provided McGuire with several opportunities to depart for the collegiate level, a move he wouldn't make until after the 2016 season when Matt Rhule contacted him shortly after his hire as the new head coach at Baylor. Needing someone with extensive ties throughout the state of Texas, Rhule hired McGuire initially as his tight ends coach. The move was perfect timing for McGuire, who had remained at Cedar Hill to coach his son, Garret, for his final two seasons.

Baylor reached bowl eligibility three times with McGuire on staff and were in the midst of an eventual run to the Big 12 crown and a second appearance in the Allstate Sugar Bowl when McGuire was tabbed as Texas Tech's new head coach late in the 2021 season. McGuire served as Baylor's associate head coach during each of his final three seasons as he oversaw three different position groups during his tenure: tight ends (2017-18), defensive ends (2019) and outside linebackers (2020-21).

Following his success helping rebuild the Baylor program, Texas Tech was an ideal fit for McGuire, whose daughter, Raegan, was a recent graduate of the university. McGuire had visited Lubbock numerous times previously either to see his daughter or earlier in life when several life-long friends attended the university. McGuire likes to say he would have attended Texas Tech, himself, had he not met his wife, Debbie. He eventually earned his bachelor's degree in kinesiology from the University of Texas at Arlington in 1995.

The couple's two children are also highly successful in their own walks of life as Garret is entering his third season as a member of the Carolina Panthers coaching staff. He was previously a quarterback at Baylor from 2017-20 before joining the coaching profession. Raegan, meanwhile, is a fashion designer for AMUR in New York City. She is engaged to her fiancé, Joe Tocco.

INSIDE JOEY MCGUIRE & THE BRAND



THE BRAND

The core tenant of the Texas Tech football program under McGuire revolves around The Brand, which stands for his desire that the Red Raiders become the "toughest, hardest-working, most-competitive team in the country." On his final interview for the Texas Tech position, McGuire described his vision for the Red Raider program using The Brand, which President Lawrence Schovanec said "describes West Texas."



THE HALL OF FAMER

There likely isn't a power-five football program in the state of Texas with better ties to its high school coaches than at Texas Tech as McGuire hired five members of his charter coaching staff that have ties to the Texas High School Coaches Association. McGuire, himself, is already a legend at the prep level as a member of the THSCA Hall of Honor and the Texas High School Football Hall of Fame.



COVER GUY

McGuire received one of the highlights of his career this past summer as he graced the cover of Dave Campbell's Texas Football alongside longtime friend and UTSA head coach Jeff Traylor. The publication, dubbed the football Bible of Texas, documented McGuire and Taylor's rise from state champion high school coaches to successful collegiate head coaches with the appropriate title, "Forged on Fridays."

## THE UNOFFICIAL HOME OF THE THSCA

Since his hire as Texas Tech's head coach, **Joey McGuire** has made it a point to brand the Red Raiders the "unofficial home of the Texas High School Coaches Association." Already a Hall of Famer, himself, McGuire hired a charter staff filled with experience at both the collegiate and high school levels with five assistant coaches who have previous ties to the THSCA as well as a slew of support staff members.

### TEXAS TECH FOOTBALL STAFF WITH THSCA TIES

Name	THSCA Position
Joey McGuire	Cedar Hill Head Coach (2003-16)
Kenny Perry	Arlington Bowie (2006-12)/Halton City (2004-05)/Sam Houston (2000-03)
Josh Cochran	Lindale H.S. Asst. Coach (2015)
Zarnell Fitch	Lincoln H.S. Head Coach (2013) / Asst. Coach (2011-12)
Emmett Jones	South Oak Cliff H.S. Head Coach (2012-14)
Kirby Ennis (Defensive GA)	North Forney H.S. Asst. Coach (2017-19)
Jah'Shawn Johnson (Defensive GA)	Ennis H.S. Asst. Coach (2020-21)
Brian Nance (Dir. of Scouting)	Temple H.S. Asst. Coach (2018)
Dave Martin (Dir. of Player Development)	Cedar Hill H.S. Asst. Coach (1999-03)

Texas Tech also has three current student-athletes on its roster whose fathers are prominent high school coaches in the state in Allen's Lee Wiginton, the father of redshirt freshman wide receiver **Haydon Wiginton**, Amarillo Tascosa's Ken Plunk, the father of sophomore defensive back **Joseph Plunk** and Eastland's James Morton, the father of redshirt freshman quarterback **Behren Morton**.



## WHAT THEY ARE SAYING...

### ■ Bob Stoops, former Oklahoma head football coach

"I believe this is an awesome hire, I've known Joey a long time, since my first couple of years here going to recruit down in the Dallas area. He's always run a first class program, always very positive and was always close and connected with his players. The players love playing for him. I think football is relative and you do a great job, at whatever level you're playing, I think there is no reason you can't do it at a different level. He got great experience being at Baylor for the last 5 years, being with Matt Rhule, who I think is a heck of a coach. The same thing with Dave Aranda, who's doing a great job in his second year [at Baylor]. He's been influenced by two head coaches that have had really strong success. I believe that Joey is a person that connects, motivates players, and he will connect with the community and high school coaches around the state of Texas. I think he will do a great job."

### ■ Matt Rhule, Carolina Panthers head football coach

"I think he will be unbelievable ushering in a new era at Tech. I think that he's one in a million. There are not many people like Joey McGuire as a person, as a coach. I think that there's not ever going to be a bad day ever in that facility, those players are going to be developed, they're going to be loved, they're going to be honed, they're going to be developed in every aspect of their life. He's going to bring excitement to all West Texas, especially to Lubbock. For Red Raider Nation I think he's absolutely going to be a bolt of energy, throughout the entire athletic department and you guys are going to play really good football too."

### ■ Kim Mulkey, LSU head women's basketball coach

"I am so happy for Joey. Not only is he a great coach, he has the people skills to recruit. He is well connected to the Texas high school coaches. Texas Tech will love him and his wife, Debbie and their two children."

### ■ Mack Brown, North Carolina head football coach

"I'm thrilled Coach McGuire is receiving this opportunity at Texas Tech because he's earned it. He was a great high school coach during my time at Texas and it doesn't surprise me at all that he's worked his way to a head coaching position in the Big 12. He's a smart, innovative coach, who brings deep ties to Texas high school football with him to Lubbock. I've always admired him, and if I had a son, I would want him to play for Coach McGuire. I think Texas Tech made a smart decision here and Coach McGuire will do an excellent job for them."

### ■ Joe Martin, Executive Director of THSCA

"I am very proud and excited for Joey on being selected the next head football coach at Texas Tech. He is a hometown product starting as a player at Crowley and working his way up the ranks to head coach at Cedar Hill and eventually as associate head coach at Baylor. He is a past member of the THSCA Board of Directors and has many friends in the high school coaching community across the state. Joey is as good as they come as a coach and we wish him the best!"

### ■ Glen West, Assistant Executive Director of THSCA

"Joey is one of our own. He is a personable friend to many. In the world we live in today where fewer and fewer coaches have fewer communication with college coaches than in the past, this is a refreshing change. We feel there will be an open dialogue with all the high school coaches in the state, and he will get our full support. Joey is never too busy for you. He's the same guy he was at Baylor as he was when he was the head coach at Cedar Hill High School. Parents will love him. Players will love him. It's going to be a fun time. We are over the top excited for his hire at Texas Tech."

## FIRST-YEAR HCs at TEXAS TECH

- The 98th season of Texas Tech Football will feature a new look on the sidelines this fall as **Joey McGuire** take over as the 17th head coach in program history. McGuire will be looking to send the Red Raiders back to a bowl game for a second-consecutive season in his debut. If history repeats itself, McGuire could be in store for a solid debut season as 11 of the 16 previous head coaches have recorded a winning record in their first year. Texas Tech has advanced to a bowl game in seven of those seasons previously, most recently in the Holiday Bowl in 2013 under **Kliff Kingsbury**.
- First-year head coaches have found success in their debut season over the past few decades as six of that past seven leaders of the football program have boasted a winning record in their debut season. That list features **David McWilliams** (1986), **Spike Dykes** (1987), **Mike Leach** (2000), **Tommy Tuberville** (2010) and **Kliff Kingsbury** (2013).
- McGuire is the sixth head coach all-time to inherit a football program coming off a bowl appearance, joining the likes of **Steve Sloan**, **Rex Dockery**, **Spike Dykes**, **Tommy Tuberville** and **Kliff Kingsbury**. Of that group, only Tuberville and Kingsbury returned the Red Raiders back to a bowl game during their debut season.
- Of the head coaches in Texas Tech's history, McGuire resembles Dykes likely the best, not only for his charm and engaging personality but also his ties as a former high school head coach. Dykes spent a decade at the prep level with stops as an assistant in Eastland, Ballinger, San Angelo Central and then head coaching roles at Coahoma, Belton, Big Spring, Alice and Midland Lee. After three years as Texas Tech's defensive coordinator, Dykes was promoted to head coach prior to the 1986 Independence Bowl, starting a successful 13 seasons that featured 82 wins.

### TEXAS TECH HEAD COACHES ALL-TIME IN DEBUT SEASON

Name	Year	Record	Bowl
E.Y. Freeland	1925	6-1-2	--
Grady Higgenbotham	1929	1-7-2	--
Pete Cawthon	1930	3-6	--
Dell Morgan	1941	9-2	Sun
DeWitt Weaver	1951	7-4	Sun
JT King	1961	4-6	--
Jim Carlen	1970	8-4	Sun
Steve Sloan	1975	6-5	--
Rex Dockery	1978	7-4	--
Jerry Moore	1981	1-9-1	--
David McWilliams	1986	7-5	Independence
Spike Dykes	1987	6-4-1	--
Mike Leach	2000	7-6	Gallery Furniture
Tommy Tuberville	2010	8-5	TicketCity
Kliff Kingsbury	2013	8-5	Holiday
Matt Wells	2019	4-8	--
Joey McGuire	2022	--	--

## RECRUITING SUCCESS UNDER MCGUIRE

- Texas Tech has reaped the benefits of McGuire's ties to the state of Texas in the months following his hire as the Red Raiders signed their best signing class since 2012. The class, boosted by McGuire's hiring in November, was ranked as high as 39th nationally by Rivals, a steady improvement from its spot in the 70s prior to his hire.
- Texas Tech is currently ranked in the top-20 nationally for the 2023 class by both 247Sports and Rivals heading into the 2023 season. If that ranking stands, it would mark the highest-rated recruiting class for the Red Raiders in program history.
- One of the key factors in Texas Tech's recruiting success was the hiring of **James Blanchard** as Director of Player Personnel. Blanchard, who flew alongside McGuire to Lubbock as soon as he received the head coaching position, was recently named one of the top rising personnel and recruiting staffers in the country by the On3.com website.

## CEDAR HILL CONNECTIONS

- **Joey McGuire** made his name in the coaching profession during his 14 seasons leading Cedar Hill High School in the Dallas-Fort Worth metroplex. In his first season as Texas Tech's head coach, he'll have five former Cedar Hill standouts on his roster in super senior linebacker **Dimitri Moore**, redshirt freshman outside linebacker **Charles Esters III** and then three true freshmen in defensive lineman **Harvey Dyson III**, defensive lineman **Syncere Massey** and defensive back **Jalon Peoples**.
- The draw of playing for McGuire was so large for Texas Tech's three true freshmen from Cedar Hill that all three committed the night McGuire was named the Red Raiders' new head coach. Their signing plus several other commitments following McGuire's hiring helped push Texas Tech to its best signing class since 2012.
- **Dimitri Moore** is the only Red Raider on the 2022 roster who can actively say he knows exactly what it's like playing for McGuire. The sixth-year senior was on McGuire's final team at Cedar Hill in 2016 before embarking on a successful collegiate career with stops at Vanderbilt and Missouri State. Moore was a member of McGuire's final state championship team at Cedar Hill as a sophomore in 2014.
- While he did not graduate from Cedar Hill, **Jordan Brown** attended the high school up until his senior year as he was a freshman when McGuire departed for Cedar Hill. His older brother, Laquionte Gonzalez, was on a Cedar Hill team under McGuire that played in the Class 6A state title game as a senior in 2012.

## NOT THE ONLY COACH IN THE FAMILY

- Turn on a television any weekend this fall and you could possibly see another McGuire roaming the sidelines as **Garret McGuire** is currently in his third season as an offensive assistant with the Carolina Panthers. Garret McGuire previously played under his father at quarterback at Cedar Hill High School before enjoying four years as a backup at Baylor.





SERIES HISTORY



MURRAY STATE (0-0)					
Date	Loc.	W/L	TTU	MSU	Att.
First Meeting					

ALL-TIME SEASON OPENERS (Since 1965)

ALL-TIME RECORD: 67-27-3					
Year	Opponent	W/L	TT	OPP	
2021	vs. Houston	W	38	21	
2020	Houston Baptist	W	35	33	
2019	Montana State	W	45	10	
2018	Ole Miss	L	27	47	
2017	Eastern Washington	W	56	10	
2016	Stephen F. Austin	W	69	17	
2015	Sam Houston State	W	59	45	
2014	Central Arkansas	W	42	35	
2013	at SMU	W	41	23	
2012	Northwestern State	W	44	6	
2011	Texas State	W	50	10	
2010	SMU	W	35	27	
2009	North Dakota	W	38	13	
2008	Eastern Washington	W	49	24	
2007	at SMU	W	49	9	
2006	SMU	W	35	3	
2005	Florida International	W	56	3	
2004	at SMU	W	27	13	
2003	SMU	W	58	10	
2002	at Ohio State	L	21	45	
2001	New Mexico	W	42	30	
2000	New Mexico	W	24	3	
1999	at Arizona State	L	13	31	
1998	Texas-El Paso	W	35	3	
1997	at Tennessee	L	17	52	
1996	at Kansas State	L	14	21	
1995	at Penn State	L	23	24	
1994	New Mexico	W	37	31	
1993	Pacific	W	55	7	
1992	Oklahoma	L	9	34	
1991	Cal State Fullerton	W	41	7	
1990	at Ohio State	L	10	17	
1989	Arizona	W	24	14	
1988	North Texas	L	24	29	
1987	at Florida State	L	16	40	
1986	Kansas State	W	41	7	
1985	New Mexico	W	32	31	
1984	Texas-Arlington	W	44	7	
1983	at Air Force	L	13	28	
1982	at New Mexico	L	0	14	
1981	at Colorado	L	27	45	
1980	Texas-El Paso	W	35	7	
1979	Southern Cal	L	7	21	
1978	at Southern Cal	L	9	17	
1977	at Baylor	W	17	7	
1976	Colorado	W	24	7	
1975	Florida State	W	31	20	
1974	Iowa State	W	24	3	
1973	Utah	W	29	22	
1972	Utah	W	45	2	
1971	at Tulane	L	9	15	
1970	Tulane	W	21	14	
1969	Kansas	W	38	22	
1968	Cincinnati	T	10	10	
1967	Iowa State	W	52	0	
1966	at Kansas	W	23	7	
1965	Kansas	W	26	7	

Longest Win Streak: 15 Games (2003-17)  
Longest Losing Streak: 3 Games (twice)

TEAM NOTEBOOK

SERIES HISTORY

- This will be the first-ever meeting between Texas Tech and Murray State, a matchup added prior to the 2018 season beginning.

A LOOK AT THE OPPONENT

- Murray State competes in the Football Championship Subdivision (FCS) and is a member of the Ohio Valley Conference (OVC).
- The team's nickname is the Racers. They compete in Roy Stewart Stadium (16,800) in Murray, Ky. The largest major city near Murray, Ky. is Nashville, Tenn., approximately 120 miles away.
- Murray State was picked to finish third among the seven conference members in the 2022 OVC preseason poll. UT-Martin was picked to finish first (same school current Red Raider offensive lineman Michael Shanahan played for last season) while Southeast Missouri was selected second.
- Members from the Murray State football team selected to the 2022 Preseason All-OVC teams were: QB DJ Williams, RB Damonta Witherspoon, WR LaMarte Brooks, OL Levi Nesler, OLB Darnel Victor, ILB Eric Samuta and K Aaron Baum.
- Murray State received five votes in the FCS Preseason Coaches Poll.
- Murray State won a share of the inaugural OVC football championship in 1948. The Racers own eight conference championships with its last coming in 2002.
- The 2022 season will be the final season of competition for Murray State in the OVC as it is set to join the Missouri Valley Football Conference (MVFC) in 2023.

RED RAIDERS AGAINST THE FCS

- Since 1978 when the NCAA divided its Division I schools into two divisions, Texas Tech has compiled a 25-1 all-time record against FCS opponents. All of those games have been played at Jones AT&T Stadium. Texas Tech has won its last 19-consecutive games against FCS foes dating back to the 1988 season. The NCAA renamed Division 1A and Division I-AA to FBS and FCS in 2006 to note the distinction in football programs.
- This is the 12th time in the past 16 seasons that the Red Raiders have faced an FCS program in their home opener. Tech is a perfect 11-0 during that stretch.
- Texas Tech is averaging an impressive 51.0 points per game against FCS foes. For a 10-year stretch (2010-19), the Red Raiders reached the 40-point mark in each game versus an FCS program and won by an average 40.0 margin of victory (56.7-16.7). The previous two seasons, the matchups were much closer with Tech claiming a 35-33 victory in 2020 over Houston Baptist (by a then-led Zach Kittley team as offensive coordinator) and a 28-22 victory over Stephen F. Austin last season.
- Texas Tech's lone loss to an FCS program came in 1988 when North Texas stunned the Red Raiders, 29-24, inside Jones AT&T Stadium.
- Future FCS teams on Texas Tech's radar to host at Jones AT&T Stadium include Texas program's Tarleton State (2023) and Abilene Christian (2024 & 2026) as well as Arkansas-Pine Bluff (2025 & 2027).

RED RAIDERS IN SEASON OPENERS

- Texas Tech is 67-27-3 all-time over its 97 season openers after opening 18 of the past 19 years with a victory. The lone loss during that stretch came in 2018 when the Red Raiders fell to Ole Miss, 47-27, at the Texas Kickoff in Houston, Texas. Tech rebounded with wins in its previous three seasons, with most recently taking down future Big 12 foe Houston in its second appearance in the Texas Kickoff.

RED RAIDERS IN HOME OPENERS

- The Red Raiders have been dominant in home openers during their history as Texas Tech is 76-18-3 all-time after winning each of its last 22 openers inside Jones AT&T Stadium. Texas Tech has not dropped a home opener since 1999 when North Texas, by then an FBS school, shocked the Red Raiders, 23-14, in the third game of the season.
- Since 1980, Texas Tech is 38-4 in home openers with two of those losses coming to ranked opponents (1992 vs. No. 15 Oklahoma and 1990 vs. No. 18 Houston).
- Texas Tech has scored at least 40 points in nine of its last 11 home openers. The Red Raiders, who are averaging 48.2 points per game in home openers since 2000, have scored 50 or more points in nine of those games and 60 points four times.
- Texas Tech has won each of its last 22 home openers, the majority of which being in a blowout fashion. The Red Raiders have averaged 30.3 points as their margin of victory over the course of the winning streak.

STATISTICAL MATCHUP: TEXAS TECH vs. MURRAY STATE (2021)

CATEGORY	TECH	NCAA FBS	BIG 12	MSU	NCAA FCS	OVC
Scoring Offense	30.3	50th	6th	21.4	88th	4th
Total Offense	416.3	56th	7th	346.3	73rd	4th
Rushing Offense	159.1	70th	8th	184.4	23rd	3rd
Passing Offense	257.2	39th	3rd	161.9	106th	6th
Passing Efficiency	147.6	46th	7th	102.6	114th	5th
Time of Possession	27:57	111th	10th	30:35	52nd	4th
Scoring Defense	30.2	95th	7th	25.3	46th	3rd
Total Defense	405.0	86th	7th	345.7	36th	1st
Rushing Defense	136.8	40th	6th	161.9	76th	5th
Passing Defense	119th	10th	268.2	183.8	18th	2nd
Passing Efficiency Defense	147.6	108th	8th	118.5	27th	2nd
QB Sacks Per Game	1.54	109th	8th	1.64	87th	1st
Tackles for Loss	4.9	95th	8th	5.4	73rd	7th
Net Punting	43.98	6th	2nd	35.7	66th	4th
Punt Returns	7.3	77th	6th	10.1	28th	2nd
Kickoff Returns	19.4	84th	10th	17.5	97th	3rd
Turnover Margin	-4	92nd	7th	-10	115th	6th

NEAR PERFECTION AGAINST THE FCS

*(Texas Tech all-time versus FCS opponents)*

Year	Opponent	Result
2021	Stephen F. Austin	W, 28-22
2020	Houston Baptist	W, 35-33
2019	Montana State	W, 45-10
2018	Lamar	W, 77-0
2017	Eastern Washington	W, 56-10
2016	Stephen F. Austin	W, 69-17
2015	Sam Houston State	W, 59-45
2014	Central Arkansas	W, 42-35
2013	Stephen F. Austin	W, 61-13
2012	Northwestern State	W, 44-6
2011	Texas State	W, 50-10
2010	Weber State	W, 64-21
2009	North Dakota	W, 38-13
2008	Eastern Washington	W, 49-24
2007	Northwestern State	W, 75-7
2006	Southeastern Louisiana	W, 62-0
2005	Sam Houston State	W, 56-3
2005	Indiana State	W, 63-7
2001	Stephen F. Austin	W, 58-3
1993	Pacific	W, 55-7
1991	Cal State Fullerton	W, 41-7
1988	North Texas	L, 24-29
1988	Lamar	W, 59-28
1987	Lamar	W, 43-14
1985	North Texas	W, 28-7
1984	Texas-Arlington	W, 44-7

## TEXAS TECH IN HEAD COACHING DEBUTS

- Texas Tech head coaches have an all-time record of 10-5-1 when making their debut on the Red Raider sideline. **Joey McGuire** will look to match each of Tech's last four head coaches - **Matt Wells**, **Kliff Kingsbury**, **Tommy Tuberville** and **Mike Leach** - with a victory in his first game leading the Red Raiders. This century, Texas Tech head coaches are 4-0 in their respective debuts.
- McGuire is one of 13 power-five head coaches making their respective debuts for their programs. Along with McGuire, that list includes: Mike Elko (Duke), Billy Napier (Florida), Brian Kelly (LSU), Mario Cristobal (Miami), Marcus Freeman (Notre Dame), Brent Venables (Oklahoma), Dan Lanning (Oregon), Lincoln Riley (USC), Sonny Dykes (TCU), Tony Elliot (Virginia), Brent Pry (Virginia Tech), Kalen DeBoer (Washington) and Jake Dickert (Washington State).
- Texas Tech has not had a new head coach drop a season opener since 1981 when the Red Raiders, under first-year head coach **Jerry Moore**, fell to Colorado, 45-27, in Boulder. **Spike Dykes** also lost his first game leading the Red Raiders but that came in the 1986 Independence Bowl when he was promoted to head coach following David McWilliams' departure for Texas.

## CHALLENGING START ON TAP

- The start to the **Joey McGuire** era will be a challenging one for the Red Raiders, who will face three ranked opponents in their first four games to start the season. Tech will follow the Murray State game by hosting No. 24 Houston before traveling to close non-conference play at No. 13 N.C. State. The Red Raiders will then open Big 12 play back at Jones AT&T Stadium against in-state rival No. 18 Texas.
- Texas Tech is one of only four power-five conference schools that are slated to face at least two non-conference opponents currently ranked in the preseason Associated Press Top 25. That list also includes Pac-12 programs Oregon and Stanford, along with the SEC's Arkansas.
- There is just one Power Five program, Mississippi State, that holds more AP top 25 teams on its season schedule than Texas Tech with six. The Red Raiders' preseason schedule pits them against five AP top-25 ranked opponents, and are one of 10 Power Five teams faced with that type of 2022 schedule (Georgia Tech, Louisville, North Carolina, Syracuse, Stanford, Arkansas, Auburn, South Carolina and Vanderbilt).
- If both Houston and N.C. State remain in the top-25 polls prior to facing the Red Raiders, it would mark the first time since 2002 that Texas Tech has faced multiple ranked non-conference opponents in a season. The Red Raiders previously started the 2002 campaign at No. 12 Ohio State before traveling later to face No. 16 N.C. State in the fourth week of the season.
- In addition to both Houston and N.C. State, the Red Raiders will open Big 12 play against Texas, which is ranked No. 18 nationally in the AFCA coaches poll and also receiving votes in the AP poll. Texas Tech will follow with contests at Kansas State, which is also receiving votes in both polls, and then at No. 12 Oklahoma State.
- In its history, Texas Tech has started off only one other season with three of its first four games against ranked opponents as the Red Raiders last did so in 1978 against the likes of No. 9 Southern Cal, No. 6 Texas and No. 7 Texas A&M. Tech dropped all three of those games, falling 17-9 at Southern Cal and then 24-7 at home to Texas and 38-9 in College Station to the Aggies. The Red Raiders recovered, though, to win their next six games as part of a 7-4 season under **Rex Dockery**.

## MORE ON THE SCHEDULE...

- Texas Tech will host seven games in 2022, the most in a single season since 2009. In the previous 97 seasons of football, the Red Raiders have hosted seven or more games 12 times. Tech is a combined 66-21-1 in those 12 seasons.
- The Red Raiders' first two games in 2022 will be at home and three of its first four games will be played at home - each in September. It will be the first time Texas Tech has hosted three September contests since 2018.
- Before the two become league mates, Texas Tech and Houston will close a four-game series against each other with the Cougars' trip to Lubbock in week two. The Red Raiders have won nine of the past 10 meetings against the Cougars, including a come-from-behind 38-21 victory to open the 2021 season. It will mark the sixth meeting between the former Southwest Conference foes since the league folded after the 1995 season (the Red Raiders are 4-1 against Houston during that time).
- The Red Raiders will travel to N.C. State on Sept. 17 for the first meeting between the two schools since 2003.
- The Red Raiders will be tested with back-to-back road games only once during the 2022 season with a trip to Kansas State on Oct. 1 and then Oklahoma State on Oct. 8.
- The Red Raiders' Nov. 19 game against Iowa State this season will be the third November pairing in Ames in the history of the series. The first was November matchup was Nov. 22, 2014 - kickoff temperature was 54 degrees at the 2:35 p.m. kickoff - which was a 34-31 win for Texas Tech. The second was Nov. 19, 2016 - kickoff temperature was 38 degrees with a 32 degree wind chill for the 2:35 p.m. kickoff - which was a 66-10 loss.
- Home for Thanksgiving weekend: Turkey Day will be celebrated with a home game this season for the first time since 2010 when the Red Raiders welcomed Houston. Texas Tech has not hosted a Thanksgiving weekend game at home against a conference opponent since 2008 when the Red Raiders, edged Baylor, 35-28. This year's opponent for the weekend will be Oklahoma (Nov. 26).
- Texas Tech closes the 2022 regular season at home versus Oklahoma on Nov. 26. The Red Raiders will be seeking their first victory over the Sooners since defeating the then-No. 1 team, 41-38, in 2011. Soon-there-after the much anticipated project on the South End Zone renovation will commence.
- Due to the addition of several new conference members set to join in September, the 2022 season marks the final season the Big 12 will play the format of seeing all of its conference mates in the same season. The format began in 2012 during the conference's first season as a 10-member league.

## THE FIRST TIME OUT

(Texas Tech head coaches in their debut game)

Year	Head Coach	Opponent	Results
2019	Matt Wells	Montana St.	W, 45-10
2013	Kliff Kingsbury	SMU	W, 41-23
2010	Tommy Tuberville	SMU	W, 35-27
2000	Mike Leach	New Mexico	W, 24-3
1986	Spike Dykes	Ole Miss	L, 17-20
1986	David McWilliams	Kansas St.	W, 41-7
1981	Jerry Moore	Colorado	L, 27-45
1978	Rex Dockery	USC	L, 9-17
1975	Steve Sloan	Florida St.	W, 31-20
1970	Jim Carlen	Tulane	W, 21-14
1961	JT King	Mississippi St.	L, 0-6
1951	DeWitt Weaver	West Texas St.	W, 46-7
1941	Dell Morgan	Abilene Christian	W, 34-0
1930	Pete Cawthon	Wayland	L, 0-6
1929	Grady Higgenbotham	Wayland	W, 19-0
1925	E.Y. Freeland	McMurry	T, 0-0

## MCGUIRE ERA KICKS OFF WITH CHALLENGING START

(Power-five teams with multiple games scheduled against ranked non-conference foes in preseason poll(s))

School (Conference)	Opponent	Opponent
Texas Tech (Big 12)	Houston (24)	N.C. State (13)
Stanford (Pac-12)	Notre Dame (5)	BYU (25)
Oregon (Pac-12)	Georgia (3)	BYU (25)
Arkansas (SEC)	Cincinnati (23)	BYU (25)

All rankings based on AP top 25 preseason poll (Aug. 15)

## MOST CHALLENGING SCHEDULES ALL-TIME

(Most games against top-25 teams in a season at Tech)

Year(s)	No. of Games
2002	7
2011, 2012, 2022	6
10 Different Years	5

Rankings based on both AP and coaches poll at time of the game.

## ON THIS DATE...



### TEXAS TECH 69, STEPHEN F. AUSTIN 17

Date: Sept. 3, 2016

Location: Lubbock, Texas | Attendance: 60,097

**Recap:** Patrick Mahomes II threw for four touchdowns and ran for two more as the Red Raiders opened the 2016 season with a 69-17 rout over Stephen F. Austin. Mahomes, who was pulled midway through the third quarter, completed 30-of-43 passes for 483 yards, while rushing for an additional 57 yards on the ground. The performance marked the 14th game in Mahomes' career where he has passed for over 300 yards. It was the sixth time in his career where he has passed for over 400 yards. Texas Tech had 17 different receivers catch a pass in the win, led by Devin Lauderdale and his team-high seven receptions. The win marked the 14th-consecutive season the Red Raiders opened the year with a victory.

### TEXAS TECH ALL-TIME ON SEPT. 3

Year	Opponent	Result
2016	Stephen F. Austin	W, 69-17*
2011	Texas State	W, 50-10*
2007	at SMU	W, 49-9*
1994	New Mexico	W, 37-31*
1992	#15 Oklahoma	L, 9-34*
1988	North Texas	L, 24-29*

\* indicates season opener

## LAST TIME OUT...



### TEXAS TECH 34, MISSISSIPPI STATE 7

Date: Dec. 28, 2021

Location: Memphis, Tenn. | Attendance: 48,615

**Recap:** Texas Tech earned its third largest bowl victory with its 27 point margin, topping Mississippi State 34-7, as the dual threat running attack of SaRodorick Thompson and Tahj Brooks helped amass a team total of 260 rushing yards. Donovan Smith was named the Liberty Bowl's Most Valuable Player and Offensive MVP while Tyree Wilson was selected the Liberty Bowl Defensive MVP.

**RUSHING:** Texas Tech-Brooks, Tahj 16-109; Thompson, SaRodorick 14-80; Smith, Donovan 5-36; Geiger, Kaylon 3-18; Price, Myles 2-15; White, Xavier 4-10. Mississippi St.-Johnson, Dillon 9-66; Marks, Jo'quavious 5-19; Rogers, Will 6-4.

**PASSING:** Texas Tech-Smith, Donovan 15-28-0-252. Mississippi St.-Rogers, Will 32-53-1-290.

**RECEIVING:** Texas Tech-Geiger, K. 4-9; Price, M. 3-72; Jerand, Bradley 2-64; Koontz, Travis 2-41; Sparkman, J.J. 2-29; White, X. 1-19; Cleveland, Trey 1-18. Mississippi St.-Polk, Makai 7-57; Williams, Austin 5-74; Marks, J. 4-38; Calvin, Jamire 4-10; Johnson, D. 3-26; Walley, Jaden 3-18; Thomas, Rara 2-32; Griffin, L. 2-18; Ducking, Caleb 2-17.

PRESEASON HONORS

TAHJ BROOKS (RB)

Phil Steele Preseason All-Big 12 Third Team

BAYLOR CUPP (TE)

John Mackey Award Watch List

Phil Steele Preseason All-Big 12 Second Team

ADRAIN FRYE (DB)

Reese's Senior Bowl Watch List

JAYLON HUTCHINGS (DT)

Phil Steele Preseason All-Big 12 Third Team

AUSTIN MCNAMARA (P)

Ray Guy Award Watch List

Phil Steele Preseason All-Big 12 Second Team

KRISHON MERRIWEATHER (LB)

Phil Steele Preseason All-Big 12 Second Team

REGGIE PEARSON JR. (DB)

Reese's Senior Bowl Watch List

MYLES PRICE (WR)

Paul Hornung Award Watch List

Phil Steele Preseason All-Big 12 Third Team

CALEB ROGERS (OL)

Phil Steele Preseason All-Big 12 Fourth Team

TYLER SHOUGH (QB)

Johnny Unitas Award Watch List

Reese's Senior Bowl Watch List

COLE SPENCER (OL)

Outland Trophy Watch List

Phil Steele Preseason All-Big 12 Fourth Team

RAYSHAD WILLIAMS (DB)

Phil Steele Preseason All-Big 12 Second Team

DADRION TAYLOR-DEMERSON (DB)

Phil Steele Preseason All-Big 12 Second Team

MARQUIS WATERS (DB)

Phil Steele Preseason All-Big 12 Fourth Team

RAYSHAD WILLIAMS (DB)

Phil Steele Preseason All-Big 12 Second Team

TYREE WILSON (OLB)

Reese's Senior Bowl Watch List

Chuck Bednarik Award Watch List

Phil Steele Preseason All-Big 12 Fourth Team

A \$200 MILLION INVESTMENT

■ Texas Tech announced its largest investment into the Red Raider football program to date in July as the athletics department unveiled plans for an approximate \$200 million facilities project to construct a new south end zone building to Jones AT&T Stadium, which will connect to the new Dustin R. Womble Football Center. The newly-constructed facilities will include over 300,000 combined square feet and blend world-class modern design and technology elements with Spanish architecture well known to Texas Tech supporters.

■ Texas Tech will relocate its coaches' offices to the third floor of the south end zone, which will overlook Cody Campbell Field at Jones AT&T Stadium and connect to both the Womble Football Center and the Sports Performance Center through a skybridge. Plans are for the Womble Football Center to be constructed on the same land that currently occupies the present Football Training Facility, featuring two stories in height as well as the expansion to Sixth Street to further increase the overall square footage of the facility.

■ Texas Tech will maintain its football strength and conditioning, sports medicine and equipment areas on the main level of the Womble Football Center as part of the new layout. The second floor will connect to the skybridge, housing many of the football program's meeting spaces, including individual position rooms and the Spike Dykes Team Meeting Room. This floor will also feature a revolutionary 6,000-plus square foot multi-purpose walkthrough area designed to allow for large-scale indoor team strategy implementation, instruction and technique evaluation.

■ Between the south end zone project and the Womble Football Center, the two facilities will contain space for both recruiting and players' lounges, a new player locker room, a television studio for gameday and social media content as well as a significant investment into technology through digital signage and displays.

■ The project is slated for groundbreaking immediately following the 2022 football season in anticipation of opening in 2024.



NON-CON SUCCESS FOR THE RED RAIDERS

■ Texas Tech enters this weekend having won each of its last 14 non-conference games at home and 39 of its last 40 contests dating back to the 2002 season. The Red Raiders are an impressive 46-2 overall in non-conference home games since moving to a spread offense in 2000.

■ Texas Tech's success against non-conference opponents from either the FCS level or a Group of Five conference is even more impressive as the Red Raiders have won each of their last 30 regular-season contests at home or on the road against non-power five members.

■ In fact, Texas Tech has not dropped a non-conference game against a Group of Five opponent since falling at No. 17 Houston, 29-28, early in the 2009 season. In addition, Tech has not lost to an unranked, Group of Five opponent since New Mexico surprised the Red Raiders, 27-24, in 2004.

NEW YEAR, NEW NUMBER

■ There will be a few Red Raiders debuting new jersey numbers when Texas Tech takes the field Saturday against Murray State. To the right is a listing of 16 different Red Raiders who have changed jersey numbers in the offseason.

NEW NUMBER, NEW YEAR

(Red Raiders debuting new jersey numbers)

Name	2022	Previous
Rayshad Williams	No. 0	No. 12
Cam'Ron Valdez	No. 0	No. 27
Myles Price	No. 1	No. 18
Reggie Pearson Jr.	No. 2	No. 22
J.J. Sparkman	No. 6	No. 84
Kosi Eldridge	No. 6	No. 20
Jesiah Pierre	No. 8	No. 16
Jerand Bradley	No. 9	No. 89
Trey Cleveland III	No. 10	No. 85
Cameron Cantrell	No. 15	No. 83
Nate Floyd	No. 17	No. 29
Nehemiah Martinez I	No. 20	No. 82
Malik Dunlap	No. 24	No. 8
Jon-Jon Davis	No. 27	No. 46
Chief Collins	No. 29	No. 45
Blake Burris	No. 91	No. 67

NO. 3 JERSEY STILL UP FOR GRABS

■ Prior to preseason camp, **Joey McGuire** declared the No. 3 jersey will be the most coveted number on the Red Raider roster. The reason being is that it'll honor the late Luke Siegel, who passed away in August 2021 at only the age of 15. Siegel, the son of former Texas Tech tennis coach Tim Siegel, suffered a traumatic brain injury in a golf accident when he was nine but continued to fight as part of his recovery that generated widespread national attention.

■ McGuire will declare the recipient of the No. 3 jersey later this week. The winner will be determined using the standards of The Brand, which stands for McGuire's mantra for the Red Raiders to be the "toughest, hardest-working, most-competitive team in the country." Texas Tech will announce the No. 3 jersey recipient via its social media channels later this week.

DEGREES IN HAND

■ Texas Tech will enter the 2022 season with 20 student-athletes who are current college graduates, including 10 who earned their undergraduate degrees in Lubbock.

The list of Tech graduates includes **Tony Bradford Jr.** (Sociology), **Patrick Curley** (Mechanical Engineering), **Kosi Eldridge** (University Studies), **Adrian Frye** (Sport Management), **Jaylon Hutchings** (Kinesiology), **Krishon Merriweather** (University Studies), **Gabe Oladipo** (University Studies), **Xavier White** (University Studies), **Tyree Wilson** (University Studies) and **Weston Wright** (General Studies).

■ In addition, 10 other Red Raiders transferred to Texas Tech after earning their degrees at various other universities. That list features **Keyon Blankenbaker** (American Studies; Wyoming), **Myles Cole** (Kinesiology; Louisiana-Monroe), **Dimitri Moore** (Cinema and Media Arts; Vanderbilt), **Vidal Scott Jr.** (Health Studies; Arkansas State), **Tyler Shough** (General Social Science; Oregon), **Cole Spencer** (Masters of Business Administration; Western Kentucky), **Chadarius Townsend** (Human Environmental Science; Alabama), **Marquis Waters** (Sociology; Duke), **Matthew Young** (Business Marketing; New Mexico State).

■ Townsend, in addition to his undergraduate degree from Alabama, obtained his master's of science from Texas Tech this past year in interdisciplinary studies with a concentration in essentials of business, educational leadership and sport management.

PLENTY OF EXCITEMENT FOR MCGUIRE ERA

■ The excitement over **Joey McGuire's** hire has been felt across Texas Tech Athletics since last November as the athletics department has seen significant increases in ticket sales heading into the season opener. As of Sunday, Texas Tech boasts more than 7,000 new season ticket holders this year, pushing its total to more than 28,000, which ranks in the top 10 all-time in school history.

■ In addition to the rise in ticket sales, McGuire experienced sold out crowds throughout the state of Texas as part of the Red Raider Club Wreck'Em Tour. McGuire, who spoke to more than 50 groups since his hire this past year, sold out events in Dallas, Fort Worth, Midland, Abilene, San Antonio and Houston as part of the tour to greet donors and supporters throughout the state. Texas Tech also benefited from sold out crowds in Lubbock with more than 1,300 fans who attended the Red Raider Club Kickoff Luncheon prior to the season.



## WHAT RETURNS FOR THE RED RAIDERS

■ While there are several new faces on both sides of the ball, the Red Raiders still return 10 starters on both sides of the ball (4 offensive, 6 defensive), a list highlighted by offensive lineman Weston Wright, who leads the team with 31 career starts as a Red Raider. The list of starters returning also features fellow offensive lineman **Caleb Rogers** (16 career starts), running back **SaRodrick Thompson** (23 career starts), wide receiver **Myles Price** (12 career starts), outside linebacker **Tyree Wilson** (18 career starts), defensive lineman **Jaylon Hutchings** (33 career starts), linebacker **Krishon Merriweather** (15 career starts) and defensive backs **Reggie Pearson Jr.** (10 career starts), **Rayshad Williams** (12 career starts) and **Dadrión Taylor-Demerson** (12 career starts).

■ That list does not include two of Texas Tech's quarterbacks, either, as **Tyler Shough** and **Donovan Smith** combined for eight starts between them. Departed quarterback Henry Columbi ended the year with the team high in starts at quarterback after being called upon five times overall.

## SUPER SENIORS

■ Any time a new head coach is introduced in this era of college football, many begin to wonder how that will impact the next year's roster in terms of transfers. For Texas Tech, the process worked in favor of Joey McGuire and his staff, who made it their first priority to acclimate themselves with members of the current roster. As a result, Texas Tech had six super seniors off last year's roster choose to return for one additional year of eligibility as afforded by the NCAA due to the 2020-shortened COVID-19 season. That list includes linebackers **Krishon Merriweather**, **Kosi Eldridge** and **Matthew Young**, wide receiver **Chadarius Townsend** and defensive backs **Adrian Frye** and **Marquis Waters**.

■ McGuire and his staff were also able to add experienced depth to the roster through the transfer portal, signing the likes of five super seniors in linebacker **Dimitri Moore** (Vanderbilt/Missouri State), defensive back **Keyon Blankenbaker** (Wyoming), offensive lineman **Cole Spencer** (Western Kentucky and defensive lineman **Vidal Scott Jr.** (Arkansas State). Spencer, in particular, arrived at Texas Tech with 44 starts over his career at Western Kentucky where he earned first team All-CUSA honors a year ago under now Texas Tech offensive coordinator **Zach Kittle** and offensive line coach **Stephen Hamby**.

■ Texas Tech picked up its final super senior early in preseason camp as three-time Big 12 throws champion **Gabe Oladipo** joined the program. Oladipo, who holds the Texas Tech school records in both the hammer (211 feet) and weight throws (73'-7.25"), adds significant size to Texas Tech's defensive front, has recorded bench presses of 440 pounds and squad lifts of 875 pounds during his career.

## OH BROTHER

■ Texas Tech will have a pair of brothers on its team this year in super senior linebacker **Dimitri Moore** and true freshman defensive back **Jalon Peoples**. The pair, who previously starred at Cedar Hill High School where Joey McGuire was once the head coach, are the first set of brothers to appear on the Red Raider roster since **Tony** and **Alfredo Morales** were both members of the offensive line in 2015.

## RAIDER WALK RETURNS FOR MCGUIRE'S DEBUT AT TEXAS TECH

■ Texas Tech will bring back the Raider Walk prior to every home game at Jones AT&T Stadium this season as the football program will debut an improved route under new head coach **Joey McGuire**. Fans can greet the Red Raiders roughly two hours and 15 minutes prior to kickoff each Saturday as Texas Tech will unload the team buses immediately south of the Sports Performance Center and walk north down Drive of Champions Avenue to the home tunnel. The Goin' Band from Raiderland and Texas Tech spirit squads will be on hand each week to cheer on the Red Raiders as they begin pregame preparations. Fans are asked to line the streets prior to the team arrival and then enjoy other pregame entertainment such as Raider Alley presented by Bud Light.

## MAHOMES SLATED TO ENTER RING OF HONOR

■ Texas Tech great **Patrick Mahomes II** will become the eighth member of the prestigious Ring of Honor during the weekend the Red Raiders host Baylor. Mahomes was surprised with the announcement of his pending Ring of Honor induction on Aug. 20 following the Kansas City Chiefs' preseason win over the Washington Commanders. Texas Tech Director of Athletics **Kirby Hocutt** and President **Lawrence Schovanec** joined Mahomes on the field to unveil his upcoming enshrinement as part of a video presentation on the Arrowhead Stadium screens.

■ Mahomes will be inducted into both the Texas Tech Hall of Fame and Ring of Honor following a unanimous vote of the Ring of Honor committee this summer. He will become the eighth member of the prestigious Ring of Honor, joining the likes of fellow greats such as **Donny Anderson** (2012), **E.J. Holub** (2012), **Dave Parks** (2012), **Gabe Rivera** (2014), **Zach Thomas** (2016), **Michael Crabtree** (2021) and **Elmer Tarbox** (2021).

## NEW MASKED RIDER, HORSE SET TO DEBUT

■ One of the best traditions in college football will have several new faces this season as Texas Tech will debut a new Masked Rider in Caroline Hobbs as well as a new horse. The horse's official name will be unveiled Friday through the Texas Tech spirit programs following a fan vote with proud corporate partner, United Supermarkets.

■ This will be the fifth time in history where Texas Tech will debut a new Masked Rider, horse and head coach all in the same season as the occurrence also took place in 1961 with head coach **J.T. King**, horse Tech Beauty and rider Kelley Waggoner, 1978 with head coach **Rex Dockery**, horse Happy VI and rider Lee Puckitt, 1987 with head coach **Spike Dykes**, horse Midnight Rider and rider Kim Saunders and 2013 with head coach **Kliff Kingsbury**, horse Fearless Champion and rider Corey Waggoner.

## CRABTREE HEADING INTO THE CFB HALL OF FAME

■ **Michael Crabtree**, the two-time Biletnikoff Award winner and recent inductee into the Texas Tech Ring of Honor, will become the sixth Red Raider in program history to be inducted into the College Football Hall of Fame when he is enshrined Dec. 6 in Las Vegas. Crabtree was selected in only his first year as a nominee following a national vote by the National Football Foundation.

■ Crabtree will be back in Jones AT&T Stadium on Sept. 24 when Texas Tech honors the Hall of Famer as part of the National Football Foundation's on-campus salutes. He will join a prestigious group of fellow Red Raiders already in the College Football Hall of Fame, a list consisting of **E.J. Holub** (inducted in 1986), **Donny Anderson** (1989 class), **Dave Parks** (2008 class), **Gabe Rivera** (2012 class) and **Zach Thomas** (2015 class).

## WHAT RETURNS FOR THE RED RAIDERS

(Statistical output returning based on category)

Category	Percentage
Rushing Yards	84.1%
Passing Yards	61.4%
Receiving Yards	45.6%
Scoring	53.3%
Total Offense	70.1%
All-Purpose Yards	61.5%
Tackles	53.5%
Tackles for Loss	67.2%
Sacks	75.0%
Interceptions	60.0%
Pass Breakups	50.9%
Forced Fumbles	50.0%
Fumble Recoveries	20.0%
Punt Return Yards	84.1%
Kickoff Return Yards	74.2%
Field Goals	0.0%
Punting Yards	100%

## RECORD BREAKDOWN

	2022	Big 12
Overall	0-0	0-0
at Jones AT&T Stadium	0-0	0-0
in Away Games	0-0	0-0
at Neutral Sites	0-0	0-0
Day Games	0-0	0-0
Night Games (6 p.m. start or later)	0-0	0-0
vs. Top 25 teams	0-0	0-0
vs. Top 10 teams	0-0	0-0
vs. Top 5 teams	0-1	0-1
vs. Top-Ranked Teams	0-0	0-0
TV games	0-0	0-0
on FOX	0-0	0-0
on FS1	0-0	0-0
on FS2	0-0	0-0
on ESPN	0-0	0-0
on ABC	0-0	0-0
on ESPN2	0-0	0-0
on ESPNU	0-0	0-0
on Big 12 Now on ESPN+	0-0	0-0
Scoring first	0-0	0-0
Opponents score first	0-0	0-0
Leading at halftime	0-0	0-0
Trailing at halftime	0-0	0-0
Tied at halftime	0-0	0-0
Leading after third quarter	0-0	0-0
Trailing after third quarter	0-0	0-0
Tied after third quarter	0-0	0-0
Overtime games	0-0	0-0
Scoring less than 20 points	0-0	0-0
Scoring 20-29 points	2-2	1-2
Scoring 30-39 points	1-2	0-2
Scoring 40-49 points	1-0	1-0
Scoring 50+ points	1-0	0-0
Allowing less than 20 points	1-0	1-0
Allowing 20-29 points	4-1	1-1
Allowing 30-39 points	0-0	0-0
Allowing 40+ points	0-3	0-3
Totaling 300-399 yards of total offense	3-2	1-2
Totaling 400-499 yards of total offense	1-0	1-0
Totaling 500-599 yards of total offense	1-2	0-2
Totaling 600+ yards total offense	0-0	0-0
Rushing for less than 100 yards	1-0	1-0
Rushing for 150+ yards	3-3	1-3
Passing for less than 300 yards	4-2	2-2
Passing for 300-399 yards	1-2	0-2
Passing for 400-499 yards	0-0	0-0
Passing for 500+ yards	0-0	0-0
Allowing less than 100 yards rushing	4-2	1-2
Allowing 100-199 yards rushing	1-0	1-0
Allowing 200+ yds rushing	0-2	0-2
Allowing less than 200 yards passing	3-1	1-1
Allowing 200-299 yards passing	0-1	0-1
Allowing 300-399 yards passing	2-1	1-1
Allowing 400+ yards passing	0-1	0-1
Allowing less than 300 yards total offense	3-0	1-0
Allowing 300-399 yards total offense	1-1	0-1
Allowing 400-499 yards of total offense	1-1	1-1
Allowing 500+ yards of total offense	0-2	0-2
Having no turnovers	0-0	0-0
Forcing no turnovers	1-2	0-2
Leading turnover margin	1-1	0-1
Trailing turnover margin	2-3	1-3
Tied in turnover margin	2-0	1-0
Having 0-1 takeaways	4-3	2-3
Having 2 or more takeaways	1-1	0-1
Leading in time of possession	2-1	1-1
When trailing in time of possession	3-3	1-3

THE OFFENSIVE STANDARD

Texas Tech has long been considered the offensive standard since the Red Raiders moved to a passing attack in 2000. In fact, the numbers don't lie when it pertains to the high-octane Red Raider offense. Below is where Texas Tech ranks nationally in several offensive categories since the start of the 2000 season:

TOTAL YARDS

Oklahoma	134,046
Texas Tech	131,215
Boise State	125,750
Oregon	124,458
Clemson	121,787

PASSING YARDS

Texas Tech	99,639
Hawaii	87,986
Oklahoma	80,127
Washington State	79,145
Houston	77,519

TOTAL TOUCHDOWNS

Oklahoma	1,431
Boise State	1,395
Oregon	1,318
Texas Tech	1,276
Ohio State	1,228

PASSING TOUCHDOWNS

Texas Tech	784
Oklahoma	691
Hawaii	673
Boise State	622
Southern California	620

PASSING COMPLETION PERCENTAGE

Texas Tech	66.1
Boise State	65.0
Oklahoma	64.0
Southern California	63.8
Western Kentucky/Coastal Carolina	63.0

RED RAIDERS WITH DEGREES

**Keyon Blankenbaker** - B.A.  
Major in American Studies  
**Tony Bradford Jr.** - B.A.  
Major in Sociology, with a Criminology concentration; minor in Forensic Science  
**Myles Cole** - B.S.  
Major in Kinesiology with a minor in Sport Management  
**Patrick Curley** - B.S.  
Major in Mechanical Engineering  
**Kosi Eldridge** - B.A.  
Major in University Studies with concentrations in Human Resources, Organizational Leadership, and Integrative Studies  
**Adrian Frye** - B.S.  
Major in Sport Management with a minor in Kinesiology  
**Jayton Hutchings** - B.S.  
Major in Kinesiology with a minor in Sport Management  
**Krishon Merriweather** - B.A.  
Major in University Studies with concentrations in Sociology, Communication, and Integrative Studies  
**Dimitri Moore** - B.A.  
Major Cinema & Media Arts  
**Vidal Scott** - B.S.  
Major in Health Studies  
**Tyler Shough** - B.S.  
Major in General Social Science Political Science  
**Cole Spencer** - MBA & B.A.  
Master of Business Administration & Marketing Major  
**Chadarius Townsend** - M.S. & B.S.  
Major Interdisciplinary Studies with concentrations in Essential of Business, Educational Leadership, and Sport Management & Human Environmental Science major  
**Marquis Waters** - B.A.  
Major Sociology with a minor in Education and a concentration in Markets and Management  
**Xavier White** - B.A.  
Major in University Studies with concentrations in Sport Management, General Business, and Integrative Studies  
**Tyree Wilson** - B.A.  
Major in University Studies with concentrations in Healthcare Organizations, Organizational Leadership, and Integrative Studies  
**Weston Wright** - B.S.  
Major in General Studies with concentrations in Mathematics, Engineering, and History  
**Matthew Young** - B.A.  
Major in Business Marketing with a minor in Advertising

THOMPSON RECORD BOOK WATCH

SaRodorick Thompson will have the opportunity this season to further cement his status as one of the top running backs in school history as he already ranks in the top five all-time in career rushing touchdowns and is quickly approaching the top 10 for career rushing yards. Thompson has led the Red Raiders in rushing yards in two of the past three years heading into his senior campaign. Below is where he ranks in the Texas Tech record book entering this season.

TEXAS TECH CAREER LEADERS FOR RUSHING TOUCHDOWNS

1. James Gray (1986-89)	52
2. Taurean Henderson (2002-05)	50
3. Byron Morris (1991-93)	37
4. Ricky Williams (1997-01)	36
5. Shannon Woods (2005-08)	33
SaRodorick Thompson (2018-present)	33

TEXAS TECH CAREER LEADERS FOR RUSHING YARDS

7. James Hadnot (1976-79)	2,794
8. Larry Isaac (1973-76)	2,633
9. Baron Batch (2006, 2008-10)	2,501
10. Donny Anderson (1963-65)	2,280
Approaching: SaRodorick Thompson (2018-present)	1,980

OFFENSIVE NOTEBOOK

KITTLEY RETURNS TO DIRECT RED RAIDER OFFENSE

■ Texas Tech fans will see a familiar face return to the Red Raider sideline this season in offensive coordinator and quarterbacks coach **Zach Kittley**. Kittley previously served in various roles under **Kliff Kingsbury** from 2013-17, rising from a student assistant to graduate assistant and assistant quarterbacks coach his final three seasons. Kittley worked alongside Kingsbury in the development of **Patrick Mahomes II**, tutoring the future NFL MVP into becoming the nation's leading passer in 2016 and an eventual top-10 selection by the Kansas City Chiefs.  
■ Mahomes is one of two NFL quarterbacks to tutor under Kittley as he spent the last three years mentoring **Bailey Zappe** at both Houston Baptist and Western Kentucky. Zappe, who heard his name called in the fourth round of the NFL Draft this past May by the New England Patriots, NCAA FBS records for single-season passing yards (5,967) and passing touchdowns (62) as a senior for the Hilltoppers, both records that were previously held by former Red Raider **B.J. Symons** (2003).  
■ Kittley, who turned 31 in August, ranks as the third-youngest power-five offensive coordinator in the country, trailing only Charlie Weis Jr. at Ole Miss (29) and Tommy Rees at Notre Dame (30).

HE CAN RUN THE BALL, TOO

■ While all the talk around **Zach Kittley** has been the record-setting passing numbers, he has been part of Texas Tech staffs that have successfully run the ball in the past. In fact, the Red Raiders featured a 1,000-yard rusher in **DeAndre Washington** during the 2014 and 2015 seasons as Texas Tech led the country in total offense both of those seasons. During Kittley's first season as a graduate assistant in 2015, Washington raced for an impressive 1,492 yards on the ground as part of a Texas Tech offense that averaged 579.5 total yards per game, the second-highest total in program history.  
■ To this date, Washington is the only 1,000-yard rusher in the "Air Raid" era, which began with **Mike Leach's** hiring in 2000. Washington is the only Red Raider to rush for 1,000 yards in consecutive seasons since Doak Walker Award winner Byron Hanspard did so over his final two years as a Red Raider in 1995 and 1996.

IT'S BROOKS TIME

■ **Tahj Brooks** emerged as a steady presence in the Red Raider backfield last season, giving Texas Tech a steady 1-2 punch between himself and senior **SaRodorick Thompson**. Brooks closed the season as the team leader in rushing yards after totaling 568 yards and seven touchdowns on the ground despite missing four games early in Big 12 play due to injury.  
■ Behind his seven rushing touchdowns plus a team-leading 10 from Thompson, Texas Tech closed the year ranked 20th nationally with 30 touchdowns on the ground, its most since finding the end zone 34 times via the running game in 2015. Besides the 2015 campaign, it matched the second-most rushing touchdowns by the Red Raiders in a season since 1984 (also had 30 in 1993).

NEWS AND NOTES ON THE OFFENSE

■ **SaRodorick Thompson** needs 20 rushing yards against Murray State to reach 2,000 for his career, which would make him only the 14th player in school history to do so. Thompson would be only the fifth Red Raider to do so since 2000, joining the likes of **DeAndre Washington** (2011-15), **Taurean Henderson** (2002-05), **Baron Batch** (2006, 2008-10) and **Shannon Woods** (2005-08). In addition to those already ranked in the top 10, the following three Red Raiders also rushed for 2,000 yards during their respective careers: Woods (2,249), **Doug McCutchen** (2,222; 1970-72) and **Bobby Cavazos** (2,137; 1951-53).  
■ **Myles Price** ranks as Texas Tech's leading returner among the receiving corps as the junior caught 38 passes for 523 yards and two touchdowns last season. Over his career, Price has 67 catches for 828 yards and three touchdowns.  
■ Texas Tech will break in three new starters on the offensive line this season as the Red Raiders only return junior **Caleb Rogers** and senior **Weston Wright** from a year ago. Wright leads all returning Red Raiders with 31 career starts on the offensive line, while Rogers, who will move from right to left tackle this season, has made 16 starts over his career. Both Wright and Rogers started in all 13 games a year ago as part of Texas Tech's team that won the AutoZone Liberty Bowl.  
■ Despite not being known historically as a strong tight end team, that might be one of the deepest position groups for the Red Raiders this season behind senior **Henry Teeter**, junior **Baylor Cupp** and sophomore **Mason Tharp**. Cupp is a former five-star prospect who transferred to Texas Tech this offseason, while Tharp, at 6-9 in height, caught 14 passes for 198 yards and a touchdown a year ago.



YOUNGEST OCs IN THE POWER FIVE

(Power-five offensive coordinators ranked by age entering the 2022 season)

Name	School	Age
Charlie Weis Jr.	Ole Miss	29
Tommy Rees	Notre Dame	30
Zach Kittley	Texas Tech	31
Collin Klein	Kansas State	32
Garret Riley	TCU	32
Kenny Dillingham	Oregon	32
Tyler Bowen	Virginia Tech	33

REWRITING THE RECORD BOOKS

(NCAA FBS records set in 2021 under Kittley)

Category	Total
Individual Passing Yards	5,967 (Bailey Zappe)
Individual Passing TDs	62 (Zappe)
Team Touchdown Passes	63





## QB TYLER SHOUGH

### SHOUGH BACK AS QB1 FOR RED RAIDERS

- **Tyler Shough** was named Texas Tech's starting quarterback coming out of preseason camp as the senior will make the 12th start of his career Saturday against Murray State. Shough earned the job after a three-way competition between himself, sophomore **Donovan Smith** and redshirt freshman **Behren Morton**. Smith previously started the final four games of the 2021 season after Shough was injured, earning AutoZone Liberty Bowl MVP honors after leading the Red Raiders past Mississippi State.
- This is the second-consecutive year Shough has earned the starting job out of preseason camp as he beat out Henry Columbi last fall. At the time, Shough became only the second Red Raider since 2000 to be named the starting quarterback out of preseason camp that did not begin his career at Texas Tech. **Nic Shimonek** garnered the starting nod for the Red Raiders in 2017 after originally beginning his collegiate career at Iowa before later transferring to Texas Tech.
- Shough was limited to only four games in 2021 after suffering a season-ending shoulder injury in the Big 12 opener at Texas. He had completed 69.6 percent of his passes to that point (64-of-92), throwing for 872 yards and six touchdowns in that span.
- Shough led the Red Raiders on a memorable come-from-behind victory in his debut a year ago as Texas Tech rolled off 31 unanswered points to top Houston, 38-21, at NRG Stadium. Shough completed 17-of-24 passes for 231 yards and a touchdown in the win, while also rushing for one other score. He followed with 174 passing yards the next week against Stephen F. Austin and then a career-high 399 yards against Florida International. He departed the Texas game after completing 9-of-11 passes for 68 yards in the first half.

### WAITING HIS TURN

- The journey to earning the starting nod didn't come without a few years of waiting for **Tyler Shough** at Oregon as he sat behind eventual first round selection **Justin Herbert** for his first two seasons with the Ducks. Herbert, the NFL AP Rookie of the Year in 2020 with the Los Angeles Chargers, was Oregon's starter in each of Shough's first two seasons with the Ducks prior to him being named the starter prior to the 2020 campaign.

### NIL DONE RIGHT

- With the topic of Name-Image-Likeness so prevalent in college athletics, it'd be hard to ignore the success **Tyler Shough** has made in this area as the senior utilized a sponsorship agreement for his engagement ring to propose to his now fiancée, Jordan Wormdahl. The couple got engaged this past May as part of a summer vacation. Wormdahl is a former student-athlete, herself, as a soccer standout at the University of Oregon.

### DUAL THREAT OPTIONS BEHIND CENTER

- Based on the last two seasons, Red Raider fans can expect more of a dual-threat option with Tyler Shough behind center as he was one of only seven signal callers in the country during the 2020 season to throw for more than 200 yards and rush for at least 80 yards in two or more games. He was one of only three quarterbacks from a power-five conference to do so, joining Virginia's Brennan Armstrong and Virginia Tech's Hendon Hooker. Since the start of the 2000 season, Texas Tech has only had three quarterbacks - **Patrick Mahomes II**, **Jett Duffey** and **Seth Doege** - throw for at least 200 yards and rush for 80 more once in a game but never twice in a season yet alone a career. Shough rushed for two touchdowns during his debut season as a Red Raider in 2021.
- Shough isn't the only dual-threat option behind center as **Donovan Smith** was a threat with his legs a year ago, especially in the red zone. Smith, who head coach **Joey McGuire** has said will have packages created specifically for him each week, rushed for 154 yards and three touchdowns in 11 games a year ago, including 50 yards on 14 carries in Texas Tech's win over Iowa State.

### THE DEEPEST QUARTERBACK ROOM IN THE COUNTRY

- After head coach **Joey McGuire** pushed the Red Raiders' quarterback battle from spring to preseason camp, he reminded offensive coordinator **Zach Kittley** that he'd likely never experience this type of talent in one single room possibly ever again his career. Besides both Shough and Smith, the Red Raider quarterback room also features redshirt freshman **Behren Morton**, who was the highest-rated quarterback to ever sign with the Red Raiders after totaling more than 8,800 passing yards and 84 touchdowns in three seasons at Eastland High School. He was a consensus four-star prospect, ranking sixth nationally among pro-style quarterbacks. Morton grew up in Lubbock for part of his youth as his father was the head football coach at Monterey High School in Lubbock for 11 years.
- Morton isn't the only coaches' kid in the quarterback room as **Donovan Smith's** father, **DeAndre Smith**, spent the previous three seasons as Texas Tech's running backs coach before accepting the same position this offseason with the New York Giants in the NFL. Donovan Smith arrived at Texas Tech prior to the 2020 season out of nearby Frenship High School in the Lubbock area. He threw for more than 3,000 yards and 25 touchdowns as a senior after previously starring at Bishop Gorman High School in Las Vegas.
- Smith became only the second Red Raider freshman in program history to be named a bowl MVP this past year after he completed 15-of-28 passes for 252 yards and a touchdowns, while rushing five times for 30 yards and another score to lead Texas Tech past Mississippi State in the AutoZone Liberty Bowl. Smith joined current New York Giants quarterback **Davis Webb** with that honor as he previously was named the MVP of the 2013 Holiday Bowl as only a freshman.

## SHOUGH BY THE NUMBERS...

### CAREER STATS

PASSING	G	Cmp	Att	Int	Yds	TD	Lg	Pct	Avg/G	Effic.
2018*	3	0	0	0	0	0	0	.00	0.0	0.00
2019*	5	12	15	0	144	3	35	80.0	28.8	226.6
2020*	7	106	167	6	1,559	13	71	63.5	222.7	160.4
2021	4	64	92	3	872	6	75	69.6	218.0	164.2
<b>Totals</b>	<b>19</b>	<b>182</b>	<b>274</b>	<b>9</b>	<b>2,575</b>	<b>22</b>	<b>75</b>	<b>66.4</b>	<b>135.5</b>	<b>183.7</b>

### CAREER 300+ YARD PASSING GAMES

Date	Pass Yards	Opponent
Nov. 14, 2000	312	at Washington State
Nov. 21, 2020	334	UCLA
Sept. 18, 2021	399	FIU

### 2018 GAME-BY-GAME STATS

Opponent	GP/GS	Cmp	Att	TD	INT	Yds	Lg	Run	Yds	TD	Lg
Portland St.	1/0	0	0	0	0	0	0	0	0	0	0
San Jose St.	2/0	0	0	0	0	0	0	0	0	0	0
Oregon St.	3/0	0	0	0	0	0	0	0	0	0	0
<b>Totals</b>	<b>3/0</b>	<b>0</b>	<b>0</b>	<b>0</b>	<b>0</b>	<b>0</b>	<b>0</b>	<b>0</b>	<b>0</b>	<b>0</b>	<b>0</b>

### 2019 GAME-BY-GAME STATS

Opponent	GP/GS	Cmp	Att	TD	INT	Yds	Lg	Run	Yds	TD	Lg
Auburn	1/0	0	0	0	0	0	0	0	0	0	0
Nevada	2/0	8	9	2	0	92	21	2	11	0	13
Montana	3/0	1	1	0	0	-3	0	0	0	0	0
Colorado	4/0	1	2	0	0	14	14	0	0	0	0
USC	5/0	2	3	1	0	41	35	0	0	0	0
<b>Totals</b>	<b>5/0</b>	<b>12</b>	<b>15</b>	<b>3</b>	<b>0</b>	<b>144</b>	<b>35</b>	<b>2</b>	<b>11</b>	<b>0</b>	<b>13</b>

### 2020 GAME-BY-GAME STATS

Opponent	GP/GS	Cmp	Att	TD	INT	Yds	Lg	Run	Yds	TD	Lg
Stanford	1/1	17	26	1	1	227	44	11	85	1	25
Wash St.	2/2	21	30	4	1	312	71	9	81	0	33
UCLA	3/3	19	30	3	0	334	49	11	31	0	23
Oregon St.	4/4	20	31	2	2	285	60	8	6	1	6
Cal	5/5	14	26	1	0	231	7	13	53	0	14
USC	6/6	8	15	2	1	91	23	10	7	0	9
Iowa St.	7/7	7	9	0	1	79	20	4	8	0	6
<b>Totals</b>	<b>7/7</b>	<b>106</b>	<b>167</b>	<b>13</b>	<b>6</b>	<b>1,559</b>	<b>71</b>	<b>66</b>	<b>271</b>	<b>2</b>	<b>33</b>

### 2021 GAME-BY-GAME STATS

Opponent	GP/GS	Cmp	Att	TD	INT	Yds	Lg	Run	Yds	TD	Lg
Houston	1/1	17	24	1	0	231	50	6	-2	1	8
SFA	2/2	12	22	1	2	174	75	6	6	0	14
FIU	3/3	26	35	4	0	399	59	3	4	0	2
Texas	4/4	9	11	0	1	68	18	1	6	1	14
<b>Totals</b>	<b>4/4</b>	<b>64</b>	<b>92</b>	<b>6</b>	<b>3</b>	<b>872</b>	<b>75</b>	<b>16</b>	<b>14</b>	<b>2</b>	<b>14</b>

### 2022 GAME-BY-GAME STATS

Opponent	GP/GS	Cmp	Att	TD	INT	Yds	Lg	Run	Yds	TD	Lg
Murray St.											
<b>Totals</b>											

### SINGLE-GAME CAREER HIGHS

Total Touchdowns	4, twice, vs. FIU (2021)*
Pass Completions	26, vs. FIU (2021)
Pass Attempts	35, vs. FIU (2021)
Pass Yards	399, vs. FIU (2021)
Pass Touchdowns	4, twice, vs. FIU (2021)*
Longest pass	75, vs. Stephen F. Austin (2021)
Had Intercepted	2, twice, vs. Stephen F. Austin (2021)*
Total Offense Attempts	41, vs. UCLA (2020)
Total Offense Yards	403, vs. FIU (2021)
Rush Attempts	12, at California (2020)
Rush Yards	85, vs. Stanford (2020)
Rush Touchdowns	1, four times, at Texas (2021)*
Long Rush	33, at Washington State (2020)

\* Indicates most recent high

## TEXAS TECH BOWL HISTORY

Texas Tech is looking to make its 40th postseason bowl appearance this season, which ranks among the top-25 programs all-time in bowl games played. The Red Raiders rank tied for third among current Big 12 Conference programs in bowl appearances.

SCHOOL	APPEARANCES
1. Alabama	69
2. Texas	57
Georgia	57
4. USC	55
Oklahoma	55
6. Tennessee	54
7. Nebraska	53
8. LSU	52
Ohio State	52
10. Penn State	51
11. Michigan	49
12. Florida	48
13. Georgia Tech	46
Florida State	46
Auburn	46
16. Arkansas	43
Miami (Fla.)	43
Texas A&M	43
Clemson	43
20. Washington	40
21. Texas Tech	39
Mississippi	39
West Virginia	39
BYU	39
Notre Dame	39

## MILESTONE VICTORIES

Texas Tech enters the 2022 season with 580 victories in its 97 complete seasons of football.

NO.	DATE	SCORE	OPPONENT	PLACE
1	Oct. 17, 1925	30-0	Montezuma	Lubbock
50	Sept. 29, 1934	24-7	McMurry	Lubbock
100	Oct. 3, 1941	16-6	Oklahoma A&M	Stillwater
150	Nov. 26, 1949	23-13	Hardin-Simmons	Lubbock
200	Sept. 17, 1960	38-14	West Texas State	Lubbock
250	Oct. 10, 1970	21-7	Texas A&M	College Station
300	Sept. 10, 1977	17-7	Baylor	Waco
350	Nov. 7, 1987	36-35	TCU	Lubbock
400	Dec. 27, 1995	55-41	Air Force	Tucson, Ariz.
450	Aug. 30, 2003	58-10	SMU	Lubbock
500	Nov. 1, 2008	39-33	No. 1 Texas	Lubbock
550	Nov. 14, 2015	59-44	Kansas State	Lubbock

Current All-Time Victories: 580 wins

## THE BRAND



**THE BRAND** is an original, four-part docuseries providing Red Raider fans an authentic, all-access look inside the 2022-23 football program under the direction of head coach Joey McGuire. The four episodes provide a unique perspective into Red Raider Football training camp and feature extensive interviews from student-athletes, McGuire and other coaches. **THE BRAND** can be found via Texas Tech's social media channels as well as the athletics department's official YouTube page.

## ALL EYES ON TYREE WILSON

Tyree Wilson developed into a key piece of the Texas Tech defense in his second year as a Red Raider in 2021, setting the tone as the team leader for both tackles for loss and sacks a year ago. He finished with 38 tackles on the season (26 solo), with 13.5 for a loss and 7.0 sacks marking easily the most productive season of his collegiate career thus far. He was named an honorable mention All-Big 12 selection by the conference coaches before going on to earn Defensive MVP honors of the AutoZone Liberty Bowl. He was also recognized on the Associated Press All-Bowl Team for his performance in the Red Raiders' bowl win over Mississippi State.

The senior looks to build on his breakout junior season with an even more dominant senior season shifting from a down lineman to a stand-up stance in the "EDGE" pass rusher role in first-year defensive coordinator Tim DeRuyter's system. DeRuyter has led a few of the more major menaces to the quarterback in recent history, including Kayvon Thibodeaux last season at Oregon and Von Miller at Texas A&M, both top-five NFL Draft selections.

Wilson is currently projected as a potential first-round selection himself as ESPN had the Houston Texans selection him 23rd overall in its Aug. 25 mock draft. Wilson, at 6-foot-6 and 270 pounds, boasts an 86-inch wingspan.



## DERUYTER RETURNS TO THE LONE STAR STATE

■ Following three stops on the West Coast, first-year Texas Tech defensive coordinator Tim DeRuyter is back in the state of Texas having last coached in the Lone Star State as the defensive coordinator at Texas A&M from 2010-11.

■ DeRuyter's last three stops included Fresno State (head coach, 2012-16), California (2017-20) and Oregon (2021).

→ **Oregon:** DeRuyter's lone season on staff ranked No. 21/22 in the final polls after compiling a 10-4 record, which featured appearances in the Pac-12 Championship and the Valero Alamo Bowl. The Ducks boasted one of the nation's most opportunistic defenses in 2021 as Oregon closed the year ranked fifth in the FBS with 17 interceptions and 26th nationally with 22 total takeaways. DeRuyter's unit featured two of the nation's top players in defensive end Kayvon Thibodeaux and safety Verone McKinley III. Thibodeaux, who became the first Oregon defensive standout to earn unanimous first team All-American accolades was selected with the fifth overall pick in the 2022 NFL Draft by the New York Giants, marking only the second time in Oregon history a defensive player has been chosen in the top five. McKinley, meanwhile, was a consensus All-American after sharing the FBS lead with six interceptions from his spot in the back end of the Oregon defense.

→ **Cal:** The Bears ranked 127th in scoring defense the season before DeRuyter's arrival in Berkeley, but immediately improved to the point where Cal ranked No. 22 in 2018 (20.4 ppg) and No. 33 in 2019 (21.9 ppg). The Golden Bears followed that by only giving up 26.5 points per game during his final season in 2020.

→ **Fresno State:** The Bulldogs had their first unanimous All-American in program history in defensive back Phillip Thomas under DeRuyter. He was also one of three finalists for the Jim Thorpe Award as he led the nation with eight interceptions in 2012. Fresno State won conference titles in DeRuyter's first two seasons and led the Bulldogs to a ranking as high as No. 13 during the 2013 season behind current NFL standouts Derek Carr and Davante Adams.

→ **Texas A&M:** Future NFL great Von Miller flourished under

DeRuyter's direction with the Aggies, claiming the prestigious Butkus Award in 2010 as the nation's top linebacker. Miller garnered first team All-America honors for the second time in his career that season before eventually being selected No. 2 overall the next spring by the Denver Broncos during the 2011 NFL Draft.

■ Texas A&M was one of eight stops as a defensive coordinator for DeRuyter, who has also served in a similar role at Air Force (2007-09), Nevada (2005-06), Ohio (1995-98, 2002-04) and Navy (1999-00). DeRuyter coordinated one of the nation's most successful defenses at Air Force in 2009 when the Falcons were No. 5 in pass defense (154.31), No. 10 in scoring defense (15.69) and No. 11 in total defense (288.31).

## WELCOME TO TAKE THREE UNIVERSITY

■ The term "Take Three" is one many around the Red Raider program have heard daily since **Joey McGuire's** hiring. The phrase is a key element of McGuire's plan to win strategy, highlighting the defensive goal of creating three takeaways per game.

■ Texas Tech returns six starters on its defense, including the bulk of its secondary such as seniors **Dadrion Taylor-Demerson**, who led the Red Raiders with three interceptions a year ago. The defense also features one of the nation's top returning edge rushers in **Tyree Wilson**, the Liberty Bowl Defensive MVP from a year ago who had 13.5 tackles for loss and 7.0 sacks.

## WILL LIBERTY BOWL WIN PROPEL RED RAIDERS?

■ Texas Tech put together one of its best defensive performances in recent memory to wrap the 2021 season as the Red Raiders limited Mississippi State to only seven points and 344 yards of total offense in a convincing 34-7 victory. The Bulldogs entered the game averaging 449.6 yards of total offense per game before being held well below their season average.

■ Texas Tech held a bowl opponent to single digits for points for the first time since the 1974 Peach Bowl (6-6 tie with Vanderbilt) and only the fifth time in its 39 all-time bowl appearances. Ironically, this is Texas Tech's first-ever win when holding an opponent to single-digit points as the Red Raiders were previously 0-3-1 historically.

■ The Red Raiders return six starters from that bowl victory, including the Defensive MVP in **Tyree Wilson**, who helped Texas Tech shut out Mississippi State in the second half thanks to 2.0 sacks and a pass breakup. Dadrion Taylor-Demerson also had three pass breakups in the victory to go along with four tackles.

## VETERAN SECONDARY

- The Red Raiders' two-deep has eight defensive backs, including the Star position, with 145 starts among them in major-college football, including five with at least 20.
- **Marquis Waters** returns from a season-ending injury to play Star, a hybrid position with safety, outside linebacker and slot cornerback responsibilities. Waters has 39 career starts while his back-up, Keyon Blankenbaker, a transfer from Wyoming, has 27 starts under his belt. Waters previously started in 24-consecutive games at Duke prior to transferring to Texas Tech ahead of the 2021 season.
- On the corners, **Rayshad Williams** and **Malik Dunlap**, who are competing for one corner spot have 31 starts between them. Williams leads with 20, including 12-straight with the Red Raiders to close the 2021 season. **Adrian Frye**, on the other side, owns 21 career starts of his own and was an All-Big 12 first team honoree as a true freshman in 2018.
- Texas Tech will benefit from a pair of safeties in the back end with plenty of experience as **Reggie Pearson Jr.** (24) and **Dadrión Taylor-Demerson** (12) have 36 starts as a duo. Taylor-Demerson led the Red Raiders a year ago with three interceptions en route to earning honorable mention All-Big 12 accolades.
- Frye, Waters and Blakenbaker are all in their sixth years at the collegiate level after exercising the additional season of eligibility the NCAA allotted players on rosters during the 2020 COVID season.

## TEXAS TECH BEEFS UP D-LINE WITH EXPERIENCE TO ADD TO BRADFORD, HUTCHINGS

- Even with two proven veterans along the defensive line in **Tony Bradford Jr.** and **Jaylon Hutchings**, **Joey McGuire** and his staff made it a priority this offseason to shore up its defensive line, adding a pair of talented transfers in **Vidal Scott Jr.** and **Myles Cole**, who have combined for 28 starts between them at the likes of Arkansas State and Louisiana-Monroe. Overall, the Red Raiders boast 73 career starts along the defensive front as Bradford has 12 for his career, while Hutchings leads all returners with 33 starts as a Red Raider.
- Not many defensive linemen in college football have a carry on their career stat sheet, yet alone two. Jaylon Hutchings can proudly boast he might be the rare exception, however, as he totaled nine yards on the ground in 2019 as part of two fake punt attempts. Hutchings, a former running back despite his size at Forney High School, was included this summer on the annual "Freaks List" column by Bruce Feldman of *The Athletic*.
- One area to watch with the Red Raiders in years to come under McGuire is the overall size of the defensive front as it is one of the key measurables Texas Tech now uses in recruiting. In his first signing class as head coach, McGuire and his staff added the likes of freshmen **Joseph Adedire** (6-3, 270), **Syncere Massey** (6-5, 330) and **Trevon McAlpine** (6-3, 305) to go along with both Cole (6-6, 285), who resembles the build of outside linebacker Tyree Wilson.

## RED RAIDERS LOOK TO BUILD UPON STRONG RUSHING DEFENSE

- Texas Tech is coming off one of its best seasons in recent memory in stopping the run as the Red Raiders allowed only 1,778 yards at 136.8 yards per game a year ago. It marked the fewest total yards allowed by the Red Raiders since 1999 and the lowest yards per game average since 2009 when Tech surrendered a similar 135.1 yards per game. That total marked the sixth-lowest rushing defense average of the Big 12 era, trailing only the marks from 1996 (141.9), 1997 (137.4), 1998 (118.9), 2008 (140.4) and 2009.
- Texas Tech limited opponents to less than 100 rushing yards in eight of 13 games last season, which was capped by only 54 yards surrendered on the ground to Mississippi State in the AutoZone Liberty Bowl. Dating back to 2000, it marked the first time during that span that the Red Raiders had six or more games in a season where the opponent posted 100 rushing yards or less in a game.
- Among teams nationally, Texas Tech was one of eight FBS schools to hold opponents to 100 rushing yards or less at least eight times on the year, joining the likes of Georgia (11), Alabama (10), San Diego State (10), Pittsburgh (9), Wisconsin (9), Iowa (8) and Oklahoma State (8).

## POLICE CHIEF, TONY BRADFORD JR.

- In the midst of a national conversation regarding social injustice in this country, Texas Tech has found a voice with a unique perspective - senior defensive lineman **Tony Bradford Jr.**, who desires to join law enforcement once his playing career is over. Bradford's goal is to one day rise to the role of police chief in a major city where he says he "can make real change."
- Bradford has received a crash course in his future profession over the last two-plus years as he has served as a security guard with the Texas Tech Police Department. Bradford chose to spend his 2020 Spring Break with TTPD in what was expected to be a one-week internship but was extended through June due to the COVID-19 pandemic that ultimately canceled spring practice. Bradford returned to TTPD each of the past two springs and summers, occasionally even working other Texas Tech athletics events.

## PLENTY OF EXPERIENCE RETURNING

(Career starts among returning Red Raiders)

Name	Pos.	Starts
Marquis Waters*	DB	39
Jaylon Hutchings	DL	33
Keyon Blankenbaker*	DB	27
Reggie Pearson Jr.*	DB	23
Adrian Frye	DB	21
Dimitri Moore	LB	21
Rayshad Williams	DB	20
Tyree Wilson	OLB	18
Vidal Scott Jr.	DL	16
Krishon Merriweather	LB	15
Tony Bradford Jr.	DL	12
Myles Cole	DL	12
Dadrión Taylor-Demerson	DB	12

## THE GAME IS NEVER OVER HERE

The victory over Houston to start the 2021 season marked the 23rd time since 2000 where the Red Raiders have overcome a double-digit deficit to win. Below is a listing of Texas Tech's come-from-behind wins:

DATE	OPPONENT	DEFICIT	RESULT
Dec. 29, 2006	vs. Minnesota*	31	W, 44-41 (OT)
Sept. 25, 2004	Kansas	25	W, 31-30
Sept. 18, 2004	TCU	21	W, 70-35
Oct. 1, 2011	at Kansas	20	W, 45-34
Oct. 5, 2002	at #23 Texas A&M	18	W, 48-47 (OT)
Nov. 18, 2006	Oklahoma State	17	W, 30-24
Sept. 4, 2021	vs. Houston	14	W, 38-21
Nov. 14, 2020	Baylor	14	W, 24-23
Sept. 24, 2011	Nevada	14	W, 35-34
Nov. 29, 2008	Baylor	14	W, 35-28
Jan. 1, 2008	vs. Virginia	14	W, 31-28
Sept. 8, 2007	UTEP	14	W, 45-31
Nov. 1, 2003	Colorado	14	W, 26-21
Nov. 16, 2002	#3 Texas	14	W, 42-38
Oct. 19, 2013	at West Virginia	11	W, 37-27
Nov. 24, 2017	at Texas	10	W, 27-23
Nov. 22, 2014	at Iowa State	10	W, 34-31
Oct. 5, 2013	at Kansas	10	W, 54-16
Oct. 20, 2012	at #21 TCU	10	W, 56-56 (3OT)
Sept. 3, 2011	Texas State	10	W, 50-10
Nov. 6, 2010	at #14 Missouri	14	W, 27-17
Oct. 23, 2010	at Colorado	10	W, 27-24
Nov. 21, 2009	vs. Baylor	10	W, 20-13

\* indicates largest come-from-behind win in FBS bowl history.

## ALL-TIME OVERTIME GAMES

Texas Tech is 7-7 all-time in overtime games since the NCAA began allowing games to go past regulation in 1996. Below is a listing of Texas Tech's all-time results in overtime:

DATE	OPPONENT	RESULT
Oct. 6, 2001	Kansas	L, 31-34 (2OT)
Sept. 21, 2002	#16 N.C. State	L, 48-51 (OT)
Oct. 5, 2002	at #23 Texas A&M	W, 48-47 (OT)
Nov. 13, 2004	at #22 Texas A&M	L, 25-32 (OT)
Sept. 9, 2006	at UTEP	W, 38-35 (OT)
Dec. 29, 2006	vs. Minnesota	W, 44-41 (OT)
Oct. 11, 2008	Nebraska	W, 37-31 (OT)
Oct. 20, 2012	at #21 TCU	W, 56-53 (3OT)
Nov. 10, 2012	Kansas	W, 41-34 (2OT)
Nov. 24, 2012	vs. Baylor	L, 45-52 (OT)
Oct. 29, 2016	at TCU	W, 27-24 (2OT)
Nov. 4, 2017	Kansas State	L, 35-42 (OT)
Oct. 12, 2019	at #22 Baylor	L, 30-33 (2OT)
Sept. 26, 2020	#8 Texas	L, 56-63 (OT)

## UNIFORM WATCH (Since 2009)

Over the past decade, Texas Tech has been among the most innovative teams in the country related to team uniforms. The Red Raiders have multiple uniform combinations in their wardrobe and often do not use the same combination twice in a season. Here's a look at Texas Tech's record in various uniform combinations:

Helmet-Jersey-Pants	Record
Black-Black-Black	14-12
Black-White-Black	13-11
Black-Red-Black	11-3
White-White-White	11-6
Black-Red-White	4-0
Black-Black-White	4-4
Black-Red-Red	4-1
Black-White-White	1-4

Black-Gray-Black	1-0
Black-Black-Gray	1-0
Gray-Gray-Gray	1-0
Black-Black-Red	0-1
Black-White-Red	0-4
White-White-Red	0-2
White-Black-White	1-2
White-Red-White	1-0
White-Red-Red	1-1
Gray-White-Gray	1-3
Red-Red-White	1-0
Red-White-White	1-1
Red-White-Red	1-2
Red-Red-Red	1-2
Red-White-Black	1-3
Red-Red-Black	0-1
Red-Black-White	0-1
Black-White-Gray	0-1

## SPECIALTY UNIFORMS

Wounded Warrior (2010)	1-0
Wounded Warrior (2011)	0-1
Lone Star Pride (2012)	0-1
Lone Survivor (2013)	0-1
Lone Star Pride (2013)	0-1
Throwbacks - Black (2014)	0-1
White Ombre' (2014)	0-1
Lone Star Pride (2014)	0-1
Black Ombre' (2014)	0-1
Throwbacks - White (2015)	2-0
Throwbacks - Red (2017)	1-2
Throwbacks - White (2018-19)	1-1
Throwbacks - Black-Red-White (2020)	0-1
Throwbacks - Black-Black-Gray (2021)	0-1





## THE MCNAMARA RECORD BOOK

## TEXAS TECH SINGLE-GAME LONGEST PUNTS

1.	Austin McNamara vs. West Virginia (2020)	87
2.	R.W. Moyers vs. West Texas State (1945)	85
3.	David Kuykendall vs. Arkansas (1975)	79
4.	Buddy Hill vs. Tulsa (1954)	78
	Ken Vinyard vs. Kansas (1966)	78
	Johnny Odom vs. Boston College (1971)	78
	Mark Bounds vs. Texas (1991)	78
8.	Robert King vs. Rice (1992)	77
	Robert King vs. Texas A&M (1993)	77
10.	Johnny Odom vs. SMU (1970)	76
11.	Johnny Odom vs. Texas (1970)	75
	Maury Buford vs. Texas A&M (1978)	75
	Robert King vs. Wyoming (1992)	75

## TEXAS TECH SINGLE-SEASON AVERAGE LEADERS

1.	Austin McNamara (2021)	48.2
2.	Mark Bounds (1991)	46.8
3.	Austin McNamara (2020)	46.3
4.	Taylor Symmank (2015)	46.0
5.	Alex Reyes (2006)	45.2
6.	Austin McNamara (2019)	45.0
7.	Maury Buford (1981)	44.8
8.	Maury Buford (1978)	44.1
9.	Ryan Erxleben (2013)	43.0
	Alex Reyes (2003)	43.0
11.	Alex Reyes (2005)	42.8
12.	Robert King (1993)	42.7
13.	Taylor Symmank (2014)	42.6
	Robert King (1992)	42.6

## TEXAS TECH CAREER AVERAGE LEADERS

-	Austin McNamara (2019-Present)	46.3
1.	Taylor Symmank (2012-15)	43.7
2.	Alex Reyes (2003-06)	43.3
3.	Maury Buford (1978-81)	43.2
4.	Robert King (1992-93)	42.6
5.	Ryan Erxleben (2009, 2011-13)	41.9
6.	Dominic Panazzolo (2017-18)	41.7
7.	Jeremy Hernandez (1996-98)	40.1
	Jamie Simmons (1986-89)	40.1
9.	Michael Barden (2015-18)	40.0
10.	Brad Cade (1994-95)	39.8
	Clinton Greathouse (2000-02)	39.8
	Eric Rosiles (1999-00)	39.8

## BIG 12 CONFERENCE SINGLE-GAME LONGEST PUNTS

1.	Austin McNamara vs. West Virginia (2020)	87
2.	Michael Turk (OU) vs. Texas (2021)	85
	Tress Way (OU) vs. Utah State (2010)	85
4.	Sam Koch (Neb) vs. Pittsburgh (2005)	84
5.	Curtis Ansel (KU) vs. Baylor (2002)	83

## BIG 12 CAREER AVERAGE LEADERS (min. 100 punts, 2 seasons)

-	Austin McNamara (2019-Present)	46.3
1.	Quinn Sharp (Oklahoma State, 2009-12)	45.9
2.	Michael Dickson (Texas, 2015-17)	45.3
3.	Daniel Sepulveda (Baylor, 2003-06)	45.2
4.	John Torp (Colorado, 2002-05)	44.9
5.	Shane Lechler (Texas A&M, 1996-99)	44.7
6.	Justin Brantly (Texas A&M, 2005-08)	44.4
7.	Trevor Pardula (Kansas, 2013-14)	44.0
	Tress Way (Oklahoma, 2009-12)	44.0
9.	Nick O'Toole (West Virginia, 2013-15)	43.9

## BIG 12 SINGLE-SEASON AVERAGE LEADERS (min. 40 punts)

1.	Austin McNamara (2021)	48.2
2.	Mark Mariscal (Colorado, 2002)	47.6
3.	Michael Dickson (Texas, 2017)	47.4
	Michael Dickson (Texas, 2016)	47.4
5.	Shane Lechler (Texas A&M, 1997)	46.9
6.	Cameron Dicker (Texas, 2021)	46.7

## THE NATION'S TOP PUNTER

Through three seasons, Austin McNamara has firmly cemented his name in the Texas Tech record book as the senior punter enters 2022 at the top of all three major punting categories in program history - career average leader (46.3), single-season average leader (48.2), and single game longest punt (87).

McNamara not only leads the way in the Texas Tech record book, but the Big 12 Conference record book as well. It started with the longest boot by any Big 12 player in league history when he launched an 87-yard punt on Oct. 24, 2020 in Lubbock versus West Virginia. His current career average (46.3) is the highest of any Big 12 player before him, just like his top spot at Texas Tech. The senior was tabbed to the 2022 Ray Guy Award preseason watch list this offseason he gets set for his fourth year handling Texas Tech's punting duties.

- 2019 Freshman All-America
- 2019 First Team All-Big 12
- 2020 First Team All-Big 12
- 2021 Second Team All-Big 12
- 2021 First Team Academic All-Big 12



## SPECIAL TEAMS NOTEBOOK

## MORE ON MCNAMARA...

- Punter **Austin McNamara** enters the season with the top career average (46.3) in the FBS among career active leaders with at least a minimum of 100 career punts.
- McNamara set the program record for single season punting average (48.2) in 2021 after booting 42 punts for 2,023 yards. It smashed the Tech single-season record of 46.8 that was set by **Mark Bounds** in 1991. He is the only Red Raider with two of the top-five punting averages currently in the school record book.
- By bombing eight punts of at least 50 yards in a single game, McNamara set a new single game FBS record on Nov. 20, 2021 against Oklahoma State. The performance broke the previous FBS record of seven that was set by Colorado's Mark Mariscal in a 2002 home game against Southern California. McNamara averaged 56.4 yards per punt overall against the Cowboys, which finished just shy of the Texas Tech single-game record of 57.0 yards an attempt that was set by **Alex Reyes** in a 2004 win versus Baylor (only three attempts).
- For games that included nine or more punts, McNamara's 56.4 average ranked as the second-best performance in all of FBS football in 2021 behind Matt Araiza's 56.8 average (nine attempts) in a home game against New Mexico State. It marked the third-highest for any punter with at least nine attempts in a game dating back to 2000, trailing only the clips from Wake Forest's Dom Maggio in a 2019 contest at Clemson (57.7) and San Diego State's Matt Araiza and his 56.8 average versus New Mexico State.
- McNamara set social media on fire midway through the 2020 season with his booming 87-yard punt against West Virginia, which marked the longest by an FBS kicker since 2017 and the longest in Texas Tech and Big 12 history. McNamara broke the Texas Tech single-game record for the longest punt that was previously set by **R.W. Moyers** in 1945 against West Texas State. Moyers launched an 85-yard punt in the win, which is the only other punt of 80 yards or longer in school history.
- In addition to his punting duties, McNamara will enter his second-consecutive season as Texas Tech's primary holder on field goals.


## TOO CLOSE TO CALL

- Texas Tech enters week one with its two kickers that battled it out during fall training camp, fifth-year Red Raider **Trey Wolff** and first-year transfer **Gino Garcia** (Houston Baptist), as "or's" on the depth chart.
- Wolff started his career very strong, going 20-for-22 showing on field goals in 2019, ranking him as one of the most accurate kickers in the country. He became only the second player since 2000 to record a field goal percentage of 90.0 or higher (90.9), joining then-school-record holder **Clayton Hatfield** (92.9 percent) from 2016. Wolff went 1-for-5 in 2020 and did not attempt a field goal in 2021. He owns a career 77.7 percent field goal average (22-for-27) with a career-long 45-yard field goal versus UTEP in 2019. Wolff was Tech's primary kickoff specialist in 2021, kicking off 72 times with 44 touchbacks (60.2 percent) over 13 games. He is slotted to retain that role full-time in 2022.
- **Jonathan Garibay** unseated Wolff in 2021 and became the third Red Raider since 2000 to record a field goal percentage of 90.0 or higher, topping Hatfield program record with a 93.8 percent average going 15-of-16 a year ago. Garibay ultimately earned All-Big 12 first team honors to join Hatfield and Alex Trlica as the only Red Raider kickers in league history to garner first-team honors.
- Garcia, meanwhile, transferred to Texas Tech following three seasons at Houston Baptist and will have two full seasons of eligibility remaining. Garcia was a 2021 first-team honoree on the All-Southland Conference team. He was successful on 9-of-10 field goals, including ones from 59 and 48 yards. Garcia owns six career field goal makes of 48 yards or longer and has not missed an attempt since his career-long 59-yarder on Oct. 16, 2021. The 59-yard kick ranks fourth all-time in Southland Conference history for distance. For his career, Garcia went 32-for-46 in three seasons. Before his 90.0 percent connection rate last season, he went 5-for-10 in 2020 and 18-for-26 as a true freshman in 2019.
- Texas Tech's special teams are coordinated by associate head coach **Kenny Perry**, a longtime high school head coach in the Dallas-Fort Worth metroplex. He boasts more than 20 years of coaching experience, including 14 as a high school head coach and then nearly a decade at the college level with stops at TCU, Kansas and SMU. SMU boasted one of the top special teams units in the country during the 2021 campaign as the Mustangs rank eighth nationally for both kickoff returns (27.3 yards per return) and tied for 10th for total blocked kicks after getting their hands on four as part of an eight-win season.

## ONE OF A KIND

- When you don't hear the long snappers name too often, it's probably a good thing - he's doing his job - and that's what **Jackson Knotts** has been doing for the Red Raiders. Knotts was the only true freshman in 2021 to play in all 13 games last season. He was put on scholarship to start the spring 2022 semester, surprised in a team meeting on Jan. 12, 2021.
- The Florida native is the son of former Florida Gator, Andy Knotts. His dad advocated long snapping, he wanted to play quarterback. He long snapped all four years in high school but also drew a starting safety role his senior season.
- Knotts was also a track and field standout, with a javelin focus. He set a since-broken state high-school record in the javelin with a throw of 187 feet, 9 inches and finished third in the Class 4A state meet.

# TEXAS TECH COACHING STAFF



## ZACH KITTLEY

Offensive Coordinator/Quarterbacks  
1st Season at Tech  
Game Day Location: Sideline

**Career Breakdown:** Kittley, the architect behind one of the nation's top offenses the past two years at both Houston Baptist (2018-20) at Western Kentucky (2021), returned to his alma mater for

his second stint on the coaching staff (2013-17). Kittley has worked with a pair of NFL quarterbacks during his short coaching career, first with Patrick Mahomes II at Texas Tech and then Bailey Zappe at both Houston Baptist and Western Kentucky.



## KENNY PERRY

Associate Head Coach/Special Team Coordinator/Running Backs  
1st Season at Tech  
Game Day Location: Sideline

**Career Breakdown:** Perry, a legendary high school head coach, himself, in the Dallas-Fort Worth metroplex, joined the Red Raider staff after two seasons at

SMU. Perry, who has also been on staff at both Kansas and TCU, spent 14 years as a high school head coach, finishing 67-22 over his final seven seasons at Arlington Bowie alone. He is a former member of the THSCA Board of Directors.



## JOSH BOOKBINDER

Inside Linebackers  
1st Season at Tech  
Game Day Location: Pressbox

**Career Breakdown:** Bookbinder reunites with McGuire after the two previously served on the defensive staff at Baylor (2019-21). Bookbinder was a defensive quality control assistant during that

span for a Baylor program that recorded a pair of 10-win seasons and appeared in two Big 12 Championship games, winning the conference crown in 2021. He is the grandson of legendary Baylor head coach Grant Teaff.



## ZARNELL FITCH

Defensive Line  
1st Season at Tech  
Game Day Location: Sideline

**Career Breakdown:** Fitch, another one-time Texas High School Coaches Association member to join McGuire's charter staff, had previously served in a similar role at TCU. Fitch oversaw the TCU de-

fensive line each of the past six years after beginning his tenure as the Director of High School Relations in 2014. Fitch mentored 11 Horned Frogs who earned All-Big 12 honors during his tenure, a list that featured four first-team selections.



## EMMETT JONES

Passing Game Coordinator/Receivers  
1st Season at Tech  
Game Day Location: Sideline

**Career Breakdown:** Jones, a highly-respected figure from his time as the head coach at South Oak Cliff High School (Dallas), was previously the outside receivers coach for the Red Raiders from

2016-18 after originally joining then head coach Kliff Kingsbury's staff as Director of Player Development. Prior to his return to Lubbock, Jones spent three seasons at Kansas where he oversaw the wide receiver room in 2019 before being promoted to passing game coordinator for the 2020 and 2021 campaigns.



## TIM DERUYTER

Defensive Coordinator  
1st Season at Tech  
Game Day Location: Sideline

**Career Breakdown:** DeRuyter arrived in Lubbock having served as a defensive coordinator or a head coach in each of the past 20 seasons. He has been the defensive coordinator at the likes of

Ohio (1995-98, 2002-04), Navy (1999-00), Air Force (2007-09), Texas A&M (2010-11), Cal (2017-20) and Oregon (2021) over his career as well as a head coach following five seasons leading Fresno State where he led the Bulldogs to consecutive MWC titles.




## C.J. AH YOU

Outside Linebackers  
1st Season at Tech  
Game Day Location: Sideline

**Career Breakdown:** Ah You's hiring marks his return to the Big 12 where he previously starred at Oklahoma (2005-06) before enjoying a six-year NFL career with the St. Louis Rams. He returned

to his alma mater as a defensive quality control assistant for the Sooners during the 2014-15 seasons. He has also served as the defensive line coach at Vanderbilt from 2016-18 and as a quality control coach at USC last season.




## JOSH COCHRAN

Tight Ends  
1st Season at Tech  
Game Day Location: Pressbox

**Career Breakdown:** Cochran shifts over to coach the tight ends after spending the previous two seasons as the co-offensive coordinator and offensive line coach at Austin Peay. Austin Peay was

Cochran's first full-time coaching role at the FBS or FCS levels after previously serving in various roles at both North Carolina (2020) and Baylor (2017-19). Back in July, Cochran was named to Dave Campbell's Texas Football "40 under 40" coaches list.



## STEPHEN HAMBY

Offensive Line  
1st Season at Tech  
Game Day Location: Sideline

**Career Breakdown:** Hamby heads back to West Texas following one season at Western Kentucky where he, along with new offensive coordinator Zach Kittley, helped build one of the top offenses in

the country. Hamby a Texas Tech alum, starred on the offensive line as a Red Raider where he helped lead Tech to four-consecutive bowl appearances, including two trips to the Cotton Bowl. He served as a Graduate Assistant for Tech from 2013-15.



## MARCEL YATES

Passing Game Coordinator/Secondary  
1st Season at Tech  
Game Day Location: Sideline

**Career Breakdown:** Yates, a former defensive coordinator at both Boise State and Arizona, arrives in Lubbock from Oregon where he was the secondary and passing game coordinator during the

2021 season. Oregon closed the season ranked fifth in the FBS for total interceptions (17) and 26th nationally with 22 takeaways following an appearance in the Valero Alamo Bowl. He has worked alongside defensive coordinator Tim DeRuyter each of the past two seasons at both Cal and Oregon.

## QUICK FACTS

### TEXAS TECH UNIVERSITY

Founded	1923
Enrollment	40,322
Nickname	Red Raiders
Chancellor	Dr. Tedd Mitchell
President	Dr. Lawrence Schovane
Director of Athletics	Kirby Hocutt
Official Mascot	Masked Rider (horse and rider)
Unofficial Mascot	Raider Red (cartoon figure)

### TEAM HISTORY

First Season	1925
All-Time Record/Seasons	580-470-32/98th
All-Time Conference Record	278-257-10
Conference Championships	11
Bowl Appearances/Record	38 (14-23-1)

### STADIUM INFORMATION

Name	Jones AT&T Stadium
Capacity	60,454
Stadium Luxury Suites	85
Stadium Club Seats	1,644
Stadium Surface	FieldTurf (installed 2017)
Band	Goin' Band from Raiderland (400 members)

### TEAM INFORMATION

2021 Overall Record	7-6
Big 12 Record (Finish)	3-6 (T-7th)
Home Record	3-3
Road Record	2-3
Neutral	2-0
Lettermen Returning/Lost	50/28
Starters Returning/Lost (Offense)	4/7
Starters Returning/Lost (Defense)	6/5
Newcomers	48

## SUPPORT STAFF

Head Strength Coach	Lance Barilow (First Season)
Associate Strength Coach	Aaron Hall (First Season)
Assistant Strength Coach	Brandon Lee (Second Season)
Assistant Strength Coach	Brandyn Musgrave (First Season)
Assistant Strength Coach	Beef Watson (First Season)
Associate A.D./FB Admin.	Antonio Huffman (Fourth Season)
Director of FB Operations	Quintin Jordan (First Season)
Director of Player Personnel	James Blanchard (First Season)
Director of Scouting	Brian Nance (First Season)
Director of Player Development	Dave Martin (First Season)
Asst. Dir. Player Development	Sammy Morris (First Season)
Asst. Dir. of Ops & Recruiting	Harrison Hanna (First Season)
Dir. of Recruiting Operations	Kate Shealy (Second Season)
Dir. of On-Campus Recruiting	Preslee Quisenberry (First Season)
Recruiting & Personnel Asst.	Sean Kenney (First Season)
Senior Offensive Analyst	Kirk Bryant (First Season)
Special Teams Analyst	Tyler Schovane
Defensive Quality Control	Ryan Conry (First Season)
Defensive Quality Control	James Lockhart (First Season)
Offensive Quality Control	Diego Ortiz (Sixth Season)
Offensive G.A.	Lou Bunning (First Season)
Offensive G.A.	Trent Vasey (First Season)
Defensive G.A.	Kirby Ennis (Third Season)
Defensive G.A.	Jah'Shawn Johnson (First Season)
Football Dietitian	Hannah Petersen (First Season)
Head Athletic Trainer	Drew Krueger (9th Season)
Assoc. Athletic Trainer	Michael Ramirez (3rd Season)
Asst. Athletic Trainer	Katherine Carden (2nd Season)
Asst. Athletic Trainer	Steven Lapso (2nd Season)
Director of FB Video	Chris Velasquez (12th Season)
Video Coordinator	Eric Gerald (7th Season)
Asst. A.D./Equipment	Zane Perry (18th Season)
Head Equipment Manager	Cayman Ancell (6th Season)
Asst. Equipment Manager	Roger Lira (5th Season)
Asst. Equipment Manager	Jacob Gore (4th Season)

## RED RAIDERS IN THE NFL



## SPORTS LARGEST CONTRACT

- There isn't a bigger star in the NFL currently than Texas Tech's own **Patrick Mahomes II**. The one-time Red Raider gunslinger has transformed the NFL in only five professional seasons, claiming NFL MVP honors in 2018 before leading the Kansas City Chiefs to back-to-back Super Bowl appearances, including a win in 2020.
- With his Super Bowl win over the San Francisco 49ers, Mahomes became the youngest player in history to be named NFL MVP and also win a Super Bowl. Mahomes, who at only 24 years of age, was tabbed Super Bowl MVP after leading the Chiefs to their second Super Bowl title in history and their first since 1970.
- In July 2020, Mahomes signed the richest contract in NFL history as he and the Chiefs agreed on a 10-year extension worth up to \$503 million. It marked the second time in school history where a Red Raider has signed the richest NFL contract as Ring of Honor member **Donny Anderson** previously did so with the Green Bay Packers upon being drafted in 1965.
- Dating back to his time as a Red Raider, the 2016 Sammy Baugh Trophy winner is the only quarterback in history to throw for 5,000 yards at both the collegiate and NFL levels.
- Mahomes was announced as the eighth member of the prestigious Ring of Honor in August as he will return to Lubbock the weekend of the Baylor game for his induction. Mahomes will also be enshrined that weekend into the Texas Tech Hall of Fame.

## NEWS &amp; NOTES ON RED RAIDERS IN NFL

- Red Raider great **Danny Amendola** retired this offseason after 13 NFL seasons where he played in two Super Bowls as a member of the New England Patriots. Amendola caught 617 passes for 6,212 yards and 24 touchdowns during his illustrious NFL career.
- **Jordyn Brooks**, a first-round draft pick in 2020, set the Seattle Seahawks team record a year ago after totaling 184 tackles over his 17 starts. It was only the second full NFL season for Brooks, who had 57 total tackles as a rookie in 2020.
- Training camp was not too friendly to Red Raiders in the NFL as rookie **Dawson Deaton** and **Jakeem Grant** both suffered season-ending injuries with the Cleveland Browns.
- Former Red Raider gunslinger and head coach **Kliff Kingsbury** enters his fourth season leading the Arizona Cardinals. Kingsbury guided the Cardinals to the playoffs a year ago with 11 wins, Arizona's most of his tenure.

## RED RAIDERS ON NFL ROSTERS

NAME (YEARS AT TECH)	NFL TEAM
Jordyn Brooks, LB (2016-19)	Seattle Seahawks
Cody Davis, DB (2009-12)	New England Patriots
Dawson Deaton, OL (2018-21)	Cleveland Browns*
Sam Eguavoen, LB (2011-14)	Miami Dolphins
Erik Ezukanma (2019-21)	Miami Dolphins
Jakeem Grant, WR (2012-15)	Cleveland Browns*
Kerry Hyder, DL (2009-13)	San Francisco 49ers
Patrick Mahomes II, QB (2014-16)	Kansas City Chiefs
Zech McPhearson, DB (2019-20)	Philadelphia Eagles
Terence Steele, OL (2016-19)	Dallas Cowboys
Broderick Washington Jr., DL (2016-19)	Baltimore Ravens
Antoine Wesley, WR (2016-18)	Arizona Cardinals

\* designates players on Injured Reserve or the practice squad



## TEXAS TECH UNIVERSITY

## THE STATE OF TEXAS' TOP ATHLETICS DEPARTMENT

- With all the talk of conference realignment in the air, it's important to remember Texas Tech has led all schools in the state of Texas in the Capital One Cup men's standings in two of the last four complete athletic seasons after finishing third nationally in 2018-19 and then 14th for the 2017-18 athletic year. Below are several other facts regarding Texas Tech's success in competition.
- Since 2017, Texas Tech has had 16 of its 17 athletic programs compete in the NCAA postseason or a bowl game.
- Texas Tech has had six different programs finish among the top-10 teams nationally in their respective sport since 2014 alone.
- The Red Raiders have appeared in 39 bowl games in their history, which ranks tied for third among Big 12 programs and among the top-25 teams in college football history.
- Texas Tech claimed the 2019 Men's Outdoor Track and Field National Championship under head coach **Wes Kittley**, the father of new Red Raider offensive coordinator **Zach Kittley**.
- Texas Tech played in the 2019 NCAA Championship Game as well as in two-consecutive Elite Eights (2018-19). The Red Raiders are one of four men's basketball programs in the country with multiple Elite Eight appearances over the last four NCAA Tournaments.
- Texas Tech has advanced to the Men's College World Series four times in recent years (2014, 2016, 2018, 2019), which is tied for the most trips to the hallowed grounds in Omaha among teams nationally since 2014.
- Lady Raider Basketball remains one of the top programs in women's college basketball history as Texas Tech ranks 19th all-time among power-five programs with its 936 victories. Backed by the legendary **Sheryl Swoopes**, the Lady Raiders claimed the NCAA National Championship in 1993, the first team national championship in school history.
- Since joining the Big 12 as a charter member in 1996, Texas Tech has won 27 conference titles, with 11 of those coming in the past seven years alone.
- In addition to its athletics success, Texas Tech has unveiled several new facilities in recent years with the opening of the \$48 million Sports Performance Center in 2017, the Cash Family Sports Nutrition Center in 2020 and the \$32.2 million Dustin R. Womble Basketball Center in May 2021.

## THE NATION'S MOST DEDICATED FANS

- Texas Tech boasts one of the most rabid fan bases in all of college athletics as Red Raider fans have traditionally traveled in droves for bowl trips as well as to basketball games in locations like New York City, Anaheim (CA) and Minneapolis for the Final Four as well as to Omaha for the Men's College World Series.
- To date, Texas Tech has played in the highest-attended games for three bowl games, including two prominent ones in the state of Texas: the Goodyear Cotton Bowl (Dallas), the Academy Sports + Outdoors Texas Bowl (Houston) and the Holiday Bowl (San Diego).
- The Red Raiders had 88,175 fans on tap for the 2009 Cotton Bowl when the Red Raiders faced Ole Miss in the bowl's final game at historic Fair Park. It remains the highest-attended contest in the bowl's history even with the move to AT&T Stadium in Arlington, which can reach over 100,000 fans in capacity.
- Additionally, Texas Tech helped set the Texas Bowl attendance record in 2015 when the Red Raiders faced LSU in NRG Stadium. The bowl drew 71,307 fans that night to see a pair of future NFL standouts in Texas Tech's **Patrick Mahomes II** and **Jakeem Grant**.
- At home, Texas Tech has sold out of season tickets for its baseball program over eight-consecutive seasons now and will likely be looking at another sellout in 2023 after the Red Raiders advanced to the NCAA Regional round this past June.
- Texas Tech has now sold out of season tickets for four-consecutive men's basketball seasons, giving the Red Raiders the premier homecourt advantage in college basketball at 15,000-seat United Supermarkets Arena. The Red Raiders averaged 13,973 fans during the 2020-21 season, which ranked second in the Big 12 and in the top 15 nationally.
- On social media, Texas Tech student-athletes earned the highest engagement rate on their posts among peer power-five institutions over the past athletic year. Texas Tech's social media accounts accumulated over 35 million combined video views during the 2020-21 year alone.
- Texas Tech's brand has the ability to reach the nation through its creative social media usage. Texas Tech currently boasts the sixth-highest TikTok following by athletics accounts in the nation.
- Texas Tech is annually one of the top-performing schools among the Collegiate Licensing Company's (CLC) partner institutions, ranking in the top-25 nationally in royalties generated this past year.

## A PREMIER RESEARCH INSTITUTION

- Texas Tech University is the flagship institution, with a Moody Aa1 rating, of the five-member Texas Tech University System.
- Texas Tech is one of 16 universities designated as a Carnegie Very High Research Activity Institution and a Hispanic Serving Institution.
- Texas Tech has been named Higher Education Excellence in Diversity award winner in each of the last nine years. The university currently boasts 42 percent of its students identifying as racial-ethnic minorities.
- Texas Tech is a five-star Campus Pride Institution, one of two in Texas, and No. 25 on the Campus Pride Index.
- Texas Tech has awarded over \$170 million in scholarships recently with over 50 percent of students receiving scholarship support.
- Texas Tech boasted more than \$192 million in research expenditures in 2020 alone.



BIG 12 CONFERENCE STANDINGS (2021)

	CONF	PCT.	OVERALL	STK
Baylor	7-2	.778	12-2	W5
Oklahoma State	8-1	.889	12-2	W1
Oklahoma	7-2	.778	11-2	W1
Iowa State	5-4	.556	7-6	L1
Kansas State	4-5	.444	8-5	W1
West Virginia	4-5	.444	6-7	L1
Texas Tech	3-6	.333	7-6	W1
Texas	3-6	.333	5-7	W1
TCU	3-6	.333	5-7	L1
Kansas	1-8	.111	2-10	L2

BIG 12 PRESEASON POLL

TEAM	POINTS
1. Baylor (17)	365
2. Oklahoma (12)	354
3. Oklahoma State (9)	342
4. Texas (2)	289
5. Kansas State	261
6. Iowa State (1)	180
7. TCU	149
8. West Virginia	147
9. Texas Tech	119
10. Kansas	48

BIG 12 UPCOMING SCHEDULE

THURSDAY, SEPTEMBER 1	
Central Michigan at Oklahoma State (FS1)	6 p.m.
West Virginia at Pitt (ESPN)	6 p.m.

FRIDAY, SEPTEMBER 2	
Tennessee Tech at Kansas (Big 12 Now)	7 p.m.
TCU at Colorado (ESPN)	9 p.m.

SATURDAY, SEPTEMBER 3	
Southeast Missouri at Iowa State (Big 12 Now)	1 p.m.
UTEP at Oklahoma (FOX)	2:30 p.m.
South Dakota at Kansas State (Big 12 Now)	6 p.m.
Albany at Baylor (Big 12 Now)	6 p.m.
Murray State at Texas Tech (Big 12 Now)	7 p.m.
Louisiana-Monroe at Texas (LHN)	7 p.m.

SATURDAY, SEPTEMBER 10	
Missouri at Kansas State (ESPN2)	11 a.m.
Alabama at Texas (FOX)	11 a.m.
Iowa State at Iowa (Big Ten Network)	3 p.m.
Houston at Texas Tech (FS1)	3 p.m.
Kansas at West Virginia (Big 12 Now)	5 p.m.
Kent State at Oklahoma (ESPN+)	6 p.m.

Arizona State at Oklahoma State (ESPN2)	6:30 p.m.
Tarleton State at TCU (Big 12 Now)	7 p.m.
Baylor at BYU (ESPN)	9:15 p.m.

FUTURE NON-CON SCHEDULES

2022	Murray State, Houston, at N.C. State
2023	at Wyoming, Oregon, Tarleton State
2024	Abilene Christian, at Oregon, North Texas
2025	Arkansas-Pine Bluff, Colorado State, Oregon State
2026	Abilene Christian, at Oregon State, Colorado State
2027	Arkansas-Pine Bluff, at North Texas, N.C. State
2028	at Mississippi State, Wyoming
2029	Mississippi State, at Fresno State
2030	Fresno State, Arkansas
2031	at Arkansas
2032	Fresno State



NATIONAL RANKINGS

ASSOCIATED PRESS (Preseason)

Team	Record	Points
1. Alabama (54)	0-0	1,566
2. Ohio State (6)	0-0	1,506
3. Georgia (3)	0-0	1,455
4. Clemson	0-0	1,292
5. Notre Dame	0-0	1,242
6. Texas A&M	0-0	1,212
7. Utah	0-0	1,209
8. Michigan	0-0	1,203
9. Oklahoma	0-0	956
10. Baylor	0-0	884
11. Oregon	0-0	831
12. Oklahoma State	0-0	814
13. N.C. State	0-0	752
14. USC	0-0	711
15. Michigan State	0-0	631
16. Miami	0-0	476
17. Pittsburgh	0-0	383
18. Wisconsin	0-0	365
19. Arkansas	0-0	348
20. Kentucky	0-0	332
21. Ole Miss	0-0	324
22. Wake Forest	0-0	303
23. Cincinnati	0-0	265
24. Houston	0-0	263
25. BYU	0-0	234

RECEIVING VOTES: Tennessee 180, Texas 164, Iowa 163, Penn State 160, LSU 55, Fresno State 32, Minnesota 31, UCF 27, Purdue 17, Mississippi State 15, Auburn 15, Kansas State 14, Florida 14, North Carolina 9, Boise State 5, Appalachian State 4, Air Force 4, South Carolina 2, Utah State 2, UCLA 2, San Diego State 2, Nebraska 1.

USAT/AFCA COACHES POLL (Preseason)

Team	Record	Points
1. Alabama (54)	0-0	1,634
2. Ohio State (5)	0-0	1,564
3. Georgia (6)	0-0	1,542
4. Clemson	0-0	1,356
5. Notre Dame	0-0	1,284
6. Michigan	0-0	1,232
7. Texas A&M	0-0	1,219
8. Utah	0-0	1,134
9. Oklahoma	0-0	1,027
10. Baylor	0-0	891
11. Oklahoma State	0-0	859
12. Oregon	0-0	734
13. N.C. State	0-0	726
14. Michigan State	0-0	711
15. USC	0-0	602
16. Pittsburgh	0-0	450
17. Miami	0-0	433
18. Texas (1)	0-0	383
19. Wake Forest	0-0	381
20. Wisconsin	0-0	369
21. Kentucky	0-0	353
22. Cincinnati	0-0	339
23. Arkansas	0-0	334
24. Ole Miss	0-0	327
25. Houston	0-0	257

RECEIVING VOTES: Iowa 248, Penn State 246, Tennessee 163, BYU 152, LSU 143, Auburn 98, UCF 55, North Carolina 34, San Diego State 25, Fresno State 21, Mississippi State 19, Florida 17, Air Force 12, Utah State 12, Appalachian State 10, Boise State 10, UCLA 10, Minnesota 6, South Carolina 5, Kansas State 4, Army 3, Iowa State 3, SMU 2, Purdue 2, Coastal Carolina 2, Louisiana 2, Oregon State 2, UTSA 1, Louisville 1, Florida State 1.

COLLEGE FOOTBALL PLAYOFF

The first CFP poll will debut Nov. 1

TECH IN THE NATIONAL RANKINGS

WEEK	AP	COACHES	CFP
Preseason	NR	NR	--
Week 2	--	--	--
Week 3	--	--	--
Week 4	--	--	--
Week 5	--	--	--
Week 6	--	--	--
Week 7	--	--	--
Week 8	--	--	--
Week 9	--	--	--
Week 10	--	--	--
Week 11	--	--	--
Week 12	--	--	--
Week 13	--	--	--
Week 14	--	--	--
Week 15			
Week 16			

THE LAST TIME TEXAS TECH WAS...

Ranked in AP Poll	Sept. 23, 2018 (No. 25)
Ranked in Coaches' Poll	Nov. 3, 2013 (No. 23)
RV in the AP Poll	Sept. 7, 2021 (RV)
RV in Coaches' Poll	Sept. 13, 2020 (RV)

MISCELLANEOUS RECORDS:

Highest Ranking (AP):	No. 2 (Nov. 2-16, 2008)
Highest Ranking (Coaches):	No. 2 (Nov. 9-16, 2008)
Highest Final Ranking (AP):	No. 11 (1938, 1973)
Highest Final Ranking (Coaches):	No. 11 (1973)
Consecutive Weeks Ranked (AP):	20 (2004-06)
Consecutive Weeks Ranked (Coaches):	25 (2004-06)

GAME ONE DEPTH CHART

OFFENSE						
LT	76	Caleb Rogers	6-5	305	Jr.-2L	
	66	Matt Keeler	6-6	305	So.-SQ	
LG	70	Weston Wright	6-6	320	Sr.-3L	
	75	Jacoby Jackson	6-6	335	Fr.-RS	
C	56	Dennis Wilburn	6-3	320	Sr.-TR	
	73	Cade Briggs	6-3	300	Sr.-TR	
RG	72	Landon Peterson	6-6	300	Jr.-2L	
	77	Ethan Carde	6-8	320	Sr.-2L	
	-or-	50	Michael Shanahan	6-5	320	Jr.-TR
RT	71	Monroe Mills	6-6	315	So.-TR	
	-or-	79	Ty Buchanan	6-6	295	Fr.-TR
QB	12	Tyler Shough	6-5	230	Sr.-1L	
	7	Donovan Smith	6-5	230	So.-1L	
	-or-	2	Behren Morton	6-2	210	Fr.-RS
RB	4	SaRodorick Thompson	6-0	220	Sr.-3L	
	-or-	28	Tahj Brooks	5-10	230	Jr.-2L
		22	Bryson Donnell	5-10	215	Fr.-HS
TE	43	Henry Teeter	6-4	245	Sr.-1L	
	-or-	80	Mason Tharp	6-9	260	So.-1L
	-or-	88	Baylor Cupp	6-6	250	Jr.-TR
X	9	Jerand Bradley	6-5	215	Fr.-RS	
	6	J.J. Sparkman	6-4	220	So.-1L	
	-or-	10	Trey Cleveland III	6-4	190	Jr.-2L
Y	1	Myles Price	5-10	180	Jr.-2L	
	20	Nehemiah Martinez I	5-9	205	So.-1L	
H	14	Xavier White	6-0	190	Sr.-2L	
	-or-	13	Brady Boyd	6-1	195	So.-TR
		5	Chadarius Townsend	6-0	205	Sr.-2L
Z	19	Loic Fouonji	6-4	220	So.-1L	
	85	Coy Eakin	6-2	200	Fr.-HS	
	13	Brady Boyd	6-1	195	So.-TR	

DEFENSE					
NT	95	Jaylon Hutchings	6-0	310	Sr.-3L
	42	Vidal Scott Jr.	6-1	285	Sr.-TR
-or-	5	Myles Cole	6-6	285	Sr.-TR
DT	97	Tony Bradford Jr.	6-1	300	Sr.-3L
	96	Philip Blidi	6-3	295	Jr.-2L
-or-	5	Myles Cole	6-6	285	Sr.-TR
EDGE	19	Tyree Wilson	6-6	275	Sr.-2L
	43	Joseph Adedire	6-3	270	Fr.-HS
WILL	6	Kosi Eldridge	6-0	230	Sr.-3L
	11	Dimitri Moore	6-3	235	Sr.-TR
MIKE	1	Krishon Merriweather	6-0	235	Sr.-2L
	13	Jacob Rodriguez	6-1	235	So.-TR
-or-	32	Tyrique Matthews	5-11	235	Sr.-3L
OLB	8	Jesiah Pierre	6-2	245	Jr.-1L
	11	Dimitri Moore	6-3	235	Sr.-TR
	54	Bryce Ramirez	6-2	235	Jr.-1L
STAR	9	Marquis Waters	6-1	215	Sr.-1L
	16	Keyon Blankenbaker	5-10	185	Sr.-TR
CB	0	Rayshad Williams	6-3	195	Sr.-1L
-or-	24	Malik Dunlap	6-3	215	Sr.-1L
S	25	Dadriion Taylor-Demerson	5-11	195	Sr.-3L
	31	Joseph Plunk	5-10	180	So.-SQ
S	2	Reggie Pearson Jr.	5-11	200	Sr.-1L
	18	Tyler Owens	6-2	200	Sr.-TR
CB	7	Adrian Frye	6-0	205	Sr.-4L
	3	Kobee Minor	6-0	185	So.-1L

SPECIAL TEAMS					
P	31	Austin McNamara	6-4	195	Sr.-3L
	37	Brook Honore'	6-0	185	Fr.-HS
K	36	Trey Wolff	6-4	210	Sr.-3L
-or-	99	Gino Garcia	6-2	200	Jr.-TR
LS	30	Jackson Knotts	5-11	185	So.-1L
	61	Jacob Mauch	6-3	220	Jr.-SQ
KO	36	Trey Wolff	6-4	210	Sr.-3L
	99	Gino Garcia	6-2	200	Jr.-TR
H	31	Austin McNamara	6-4	195	Sr.-3L
	2	Behren Morton	6-2	210	Fr.-RS
KR	14	Xavier White	6-0	190	Sr.-2L
	1	Myles Price	5-10	180	Jr.-2L
	5	Chadarius Townsend	6-0	205	Sr. 2L
	9	Marquis Waters	6-1	215	Sr.1L
PR	7	Adrian Frye	6-0	205	Sr.-4L
	1	Myles Price	5-10	180	Jr.-2L
or	85	Coy Eakin	6-2	200	Fr.-HS

PRONUNCIATION GUIDE

Joseph Adedire	A-day-dee-ray
E'Maurion Banks	e-mar-ee-un
Keyon Blankenbaker	Key-on Blank-N-baker
Philip Blidi	Ble-dee
Jerand Bradley	Jer-un
Tahj Brooks	Taj
Ethan Carde	Card
Drew DeArman	De-R-man
Bryson Donnell	Don-L
Coy Eakin	E-Kin
Kosi Eldridge	Koh-siy
Tavares Elston Jr.	Ta-VAR-us

Loic Fouonji	Low-ic Fun-gee
Adrian Frye	Fry
James Grando	Gron-do
Brooke Honore'	Hono-Ray
Maurion Horn	Mare-E-on
Ty Kana	Can-uh
Syncere Massey	Sincere Mass-E
Trevon McAlpine	Trey-von
Gabe Oladipo	Ol-lah-dee-po
Jesiah Pierre	Jah-sigh-ah
Vidal Scott Jr.	Vie-Dale
Tyler Shough	Shuck

Dadriion Taylor-Demerson	Day-dree-un
SaRodorick Thompson	Sah-rod-rick
Chadarius Townsend	Cha-dar-ee-us

INDIVIDUAL GAME HIGHS

PASSING

Name	Attempts		2022	Completions		2022	Yards		Career 300-Yard Passing Games
	2022	Career		2022	Career		2022	Career	
#12 Tyler Shough	--	35 ('21 vs. FIU)	--	26 ('21 vs. FIU)	--	--	399 ('21 vs. FIU)	--	3 (2/1)
#7 Donovan Smith	--	32 ('21 vs. Iowa State)	--	25 ('21 vs. Iowa State)	--	--	322 ('21 vs. Iowa State)	--	1
Name	Longest Pass		2022	TDs		2022	INTs		
	2022	Career		2022	Career		2022	Career	
#12 Tyler Shough	--	75 ('21 vs. SFA)	--	4 (2x, last '21 vs. FIU)	--	--	2 (2x, last '21 vs. SFA)	--	
#7 Donovan Smith	--	75 ('21 at Baylor)	--	3 ('21 vs. Iowa State)	--	--	1 (2x, last '21 vs. Iowa State)	--	

RUSHING

Name	Attempts		2022	Yards		2022	TDs		Longest Career Run	100-Yd Games
	2022	Career		2022	Career		2022	Career		
#28 Tahj Brooks	--	16 (2x, last '21 v. MSU)	--	134 ('21 vs. Houston)	--	--	2 (3x, last '21 vs SFA)	--	67 ('21 vs. SFA)	3
#4 SaRodoric Thompson	--	28 ('19 at Baylor)	--	153 ('19 at Baylor)	--	--	3 ('21 vs. TCU)	--	75 ('20 at Texas)	5
#14 Xavier White	--	14 ('20 at Kansas)	--	135 ('20 at Kansas)	--	--	1 (5x, last '21 at OU)	--	70 ('20 at Okla. St.)	2
<i>Quarterbacks</i>										
#12 Tyler Shough	--	12 ('20 at Cal)*	--	85 ('20 Stanford)*	--	--	1 (3x, '21 last vs. Houston)	--	33 ('20 at Wash. St)*	--
#7 Donovan Smith	--	14 ('21 vs. Iowa State)	--	50 ('21 vs. Iowa State)	--	--	1 (3x, last '21 vs. MSU)	--	17 ('21 vs. MSU)	--

RECEIVING

Name	Receptions		2022	Yards		2022	TDs		Longest Career Reception	100-Yd Games
	2022	Career		2022	Career		2022	Career		
#10 Trey Cleveland	--	3 ('21 vs. TCU)	--	36 (2x, last '21 vs. TCU)	--	--	1 (2x, last '21 vs. FIU)	--	28 ('21 vs FIU)	--
#19 Loic Fouonji	--	2 (5x, last '21 at Kansas)	--	81 ('21 at Texas)	--	--	1 (2x, last '21 at Texas)	--	69 ('21 at Texas)	--
#1 Myles Price	--	9 ('21 vs. Iowa State)	--	175 ('21 vs. Iowa State)	--	--	1 (3x, last '21 vs. Iowa St.)	--	48 ('21 vs. MSU)	1
#6 J.J. Sparkman	--	3 ('21 at Oklahoma)	--	37 ('21 at Oklahoma)	--	--	1 (2x, last '21 vs. MSU)	--	17 ('21 at OU)	--
#80 Mason Tharp	--	3 (3x, '21 last vs. Okla. St.)	--	61 ('21 vs. FIU)	--	--	1 ('21 vs. FIU)	--	25 (3x last '21 vs. OSU)	--
#4 SaRodoric Thompson	--	7 ('19 vs. Kansas St.)	--	79 ('21 vs. TCU)	--	--	--	--	75 ('21 vs. TCU)	--
#14 Xavier White	--	5 (2x, last '21 vs. Iowa St.)	--	107 ('19 Montana St.)	--	--	1 (4x, last '21 vs. Houston)	--	45 ('19 Montana St.)	2

DEFENSE

Name	Tackles		2022	Sacks		2022	TFLs		INT	FF
	2022	Career		2022	Career		2022	Career		
#96 Philip Blidi	--	6 ('21 vs. Oklahoma St.)	--	0.5 ('20 HBU)	--	--	1.5 ('21 vs. Oklahoma St.)	--	--	--
#97 Tony Bradford Jr.	--	8 ('20 at Iowa State)	--	1.0 (5x, last vs. MSU)	--	--	2.5 ('20 Kansas)	--	--	--
#24 Malik Dunlap	--	6 ('19 Wake Forest)*	--	1.0 ('20 Virginia)*	--	--	1.0 (2x)*	--	--	--
#7 Adrian Frye	--	7 ('19 TCU)	--	1.0 ('18 Kansas)	--	--	1.0 (2x, last '21 vs FIU)	--	1 ('21 Houston)	1 ('19 at Baylor)
#95 Jaylon Hutchings	--	7 (2x, last '21 at Baylor)	--	1.0 (5x, last at WVU)	--	--	2.0 ('21 vs. SFA)	--	--	1 ('19 Okla St)
#1 Krishon Merriweather	--	12 ('20 HBU)	--	1.5 ('20 Kansas)	--	--	2.0 ('20 Kansas)	--	--	--
#2 Reggie Pearson Jr.	--	11 ('21 at Baylor)	--	--	--	--	2.0 ('19 at Ill.)*	--	1 ('21 Houston)	1 ('21 vs UH)
#8 Jesiah Pierre	--	6 ('21 vs. TCU)	--	--	--	--	0.5 (3x, last '21 vs. TCU)	--	--	--
#25 Dadrion Taylor-Demerson	--	8 (2x, last '21 at Baylor)	--	--	--	--	1.0 ('19 at OU)	--	1 (3x)	--
#9 Marquis Waters	--	13 ('19 Wake Forest)*	--	1.0 ('20 Virginia Tech)*	--	--	2.0 (2x, last '21 vs. Houston)	--	1 (4x)*	--
#0 Rayshad Williams	--	7 ('21 vs. Oklahoma St.)	--	--	--	--	1.0 ('21 vs. Iowa State)	--	--	--
#19 Tyree Wilson	--	6 ('21 vs. TCU)	--	2.0 (2x, last '21 vs. MSU)	--	--	2.0 (3x, last vs. MSU)	--	--	--



## OFFENSIVE DEPTH CHART: NOTES

## LEFT TACKLE

**76 CALEB ROGERS**  
Jr. | 6-5 | 305

• One of two returning starters on the offensive line; shifts from being a 13-game starter at right tackle in 2021 to the left side. Although, he did make three starts at LT to close the 2020 season that attributes to his 16-game starts streak. Once recruited by McGuire to attend Baylor.

**66 MATT KEELER**  
So. | 6-6 | 305

• Saw action in two contests during first season as a Red Raider in 2021. A native of Illinois; prepped at LaGrange (Ill.) Nazareth Academy before heading to St. Thomas More (Conn.) and then Coffeyville CC (Kan.) before arriving in Lubbock.

## LEFT GUARD

**70 WESTON WRIGHT**  
Sr. | 6-6 | 320

• Most experienced player on the offensive side of the ball with 31 career starts, and one of two returning starters on the offensive line. Owns 23 consecutive starts at left guard, while first eight starts came at right guard in 2019.

**75 JACOBY JACKSON**  
R-Fr. | 6-6 | 335

• Appeared in two games during true freshman season in 2021. Helped his HS reach the state semifinal round of the Class 5A D-I playoffs as a senior. Was a 2020 third team TSWA All-State selection. Both his father, Cedric, and uncle, Byron, played in the NFL.

## CENTER

**56 DENNIS WILBURN**  
Sr. | 6-3 | 320

• From two seasons at Texas A&M-Kingsville and the next two seasons at Hutchinson CC (Kan.), earned the projected opening game start. Came to Texas Tech as a walk-on and earned a starting spot after a strong spring. Was a JuCo All-American and national champion.

**73 CADE BRIGGS**  
Sr. | 6-3 | 300

• A transfer from New Mexico that joined Texas Tech in the spring of 2022. Did not participate in spring ball due to injury. Played guard as a freshman and left tackle the previous two seasons for the Lobos. Made 24 starts over past three seasons, the last 19 at LT.

## RIGHT GUARD

**72 LANDON PETERSON**  
Jr. | 6-6 | 300

• Made first and only career start in 2021 at Kansas (has played in 17 career games). Played soccer (goalie) before football, dad was head men's soccer coach at UT Permian Basin for 22 years, began football as HS freshman. Was a kicker as Fr., deep snapper as So. and moved to OL as a junior.

**77 ETHAN CARDE**  
Sr. | 6-8 | 320

• Started nine games for Tech. First eight starts came at left tackle, including seven-straight to start 2020 season. Saw first action at guard in Tech's win at West Virginia last season. Spent one season at Coffeyville CC (Kan.), just like teammate Matt Keeler.

## RIGHT TACKLE

**71 MONROE MILLS**  
So. | 6-6 | 315

• Joined the Red Raiders in time for spring practices. The Oklahoma State transfer garnered first team reps at right tackle throughout the spring, helping build an edge for the spot heading into fall camp and ultimately the season opener.

**79 TY BUCHANAN**  
R-Fr. | 6-6 | 295

• Arrived this summer; transfer from USC after one season - redshirted. A consensus top-100 state recruit coming out of Corpus Christi Calallen last year. Tabbed the District 15-4A Most Valuable Offensive Lineman as a senior

## WIDE RECEIVER (X)

**9 JERAND BRADLEY**  
R-Fr. | 6-5 | 215

• Saw first career start in Liberty Bowl to close 2021 season (now Miami Dolphin Erik Ezukanma opted out of game lending opportunity); caught two passes, including a 52-yarder that set up a touchdown. Tallied over 3,000 yards receiving in three H.S. seasons that led to him being a state top-100 recruit.

**6 J.J. SPARKMAN**  
So. | 6-4 | 220

• Caught two TDs passes in 2021, both claimed national attention as each was featured on "You Got Moss'd" on ESPN. The East Texas native covets being a bass fisherman and a wild-hog hunter, hobbies learned from family upbringing.

## WIDE RECEIVER (H)

**14 XAVIER WHITE**  
Sr. | 6-0 | 190

• From wide receiver in 2019, to running back in 2020 & 2021, White is back at WR for 2022. Broke out in first career game for 5 rec., 107 yds. and one TD - three games later suffered a season-ending injury. Was a 1,000-yard receiver senior season at nearby Monterey H.S.

**13 BRADY BOYD**  
So. | 6-1 | 195

• Transfer from Minnesota welcomed by a familiar face in Joey McGuire; McGuire and Kris Boyd, Brady's father coached together at Cedar Hill HS. Attracted offers from 17 schools, played in nine games for the Gophers as a true freshman.

## WIDE RECEIVER (Y)

**1 MYLES PRICE**  
Jr. | 5-10 | 180

• 2020 & 2021 Paul Hornung Award preseason watchlist, enters Murray State game as the Red Raiders' leader in all-purpose yards returning from last season; has totaled 1,131 all-purpose yards in two seasons. Recruited to Baylor by McGuire; sister went to Cedar Hill when McGuire was there.

**20 NEHEMIAH MARTINEZ I**  
So. | 5-9 | 205

• Versatile product between RB and WR positions that owned standout high school career at Lubbock Copper H.S. having been tabbed District 3-5A MVP (posted 1,820 all-purpose yards). Initially committed to Air Force before joining Tech, spring 2021.

## WIDE RECEIVER (Z)

**19 LOIC FOUONJI**  
Jr. | 6-4 | 210

• Missed end of 2021 season and first 12 spring football practices to a shoulder injury; fully recovered. Clocking running as fast as 23 mph during offseason workouts. Enjoys singing gospel or country for everyone to hear in locker room. First sport was soccer; moved to U.S. at 8-years-old from Cameroon.

**85 COY EAKIN**  
Fr. | 6-2 | 200

• Led the nation with 2,140 receiving yards senior season as he helped his H.S. go 16-0 and win the Class 4A D-I state championship. Posted 93 rec. and 31 TDs and rushed for 213 yards and four TDs on 26 carries. Despite 2,662 all-purpose yards, held three Power Five (Tech, TCU, Washington State).

## TIGHT END

**43 HENRY TEETER**  
Sr. | 6-4 | 245

• Former walk-on surprised with scholarship in Aug. 2021. Mother, Felicia Teeter, serves as tight ends coach for Estacado H.S. in Lubbock.

**80 MASON THARP**  
So. | 6-9 | 260

• Played in 12 games as a true freshman last season. Added 10 lbs. to his 6-foot-9 frame in the offseason. Clocking 19.5 mph on a GPS speed test this summer. Behren Morton, roommate, aided recruitment of Tharp starting with junior day. Wears 3X-size gloves for hands that measure 10.5 inches.

## QUARTERBACK

**12 TYLER SHOUGH**  
Sr. | 6-5 | 230

• For the third consecutive season, won the fall training camp quarterback competition; was named Texas Tech starting quarterback for the 2022 season on Aug. 21. Was tabbed the Red Raiders' starter after the 2021 training camp competition and won Oregon's offseason competition in order to be the game one starter for the Ducks in 2020. Played the role of now-Los Angeles Chargers' quarterback Justin Herbert's primary back-up in 2019 before the opportunity to start all seven games, including the Fiesta Bowl, in the COVID-shortened 2020 season. In the fourth game of 2021, suffered a season-ending broken collarbone while diving into the end zone at Texas. Engaged this summer to Jordan Wormdahl, Oregon soccer student-athlete (2018-21).

**7 DONOVAN SMITH**  
So. | 6-5 | 230

• Started the final four games of the 2021 season for the Red Raiders - the first of his career. Led the Tech to two wins, both highly celebrated. The first, vs. Iowa State on Nov. 13, which was capped by a 62-yard game-winning field goal that sent fans in a frenzy to rush the field at Jones AT&T Stadium - was also interim head coach Sonny Cumbie's first victory. Second win came in the Liberty Bowl where he was named the MVP of the game. Was sidelined 2020 season to a preseason injury. Father DeAndre Smith is an assistant coach for the New York Giants; was an assistant coach at Texas Tech last season.

**2 BEHREN MORTON**  
R-Fr. | 6-2 | 210

• Was the highest-rated quarterback to ever sign with the Red Raiders after totaling more than 8,800 passing yards and 84 touchdowns in three seasons at Eastland High School. He was a consensus four-star prospect, ranking sixth nationally among pro-style quarterbacks. Morton grew up in Lubbock for part of his youth as his father was the head football coach at Monterey High School in Lubbock for 11 years.

## RUNNING BACK

**4 SARODORICK THOMPSON**  
Sr. | 6-0 | 220

• A fixture in the Red Raiders backfield since 2019. Served as a team captain each of the past three seasons. Led Tech in rushing as a redshirt freshman and sophomore - becoming the eighth Red Raider freshman in program history to lead team in rushing and first Red Raider underclassman to lead back-to-back seasons since Taurean Henderson was the team leader over four-straight seasons from 2002-05. Put together another strong season in 2021 as part of a two-back system with Tahj Brooks - led the team in attempts and rushing touchdowns and ranked second for total rushing yards and rushing yards per game in 11 games.

**28 TAHJ BROOKS**  
Jr. | 5-10 | 230

• A candidate at the top of the list for breakout season on the 2021 Tech roster, finished the season with a team-high 568 rushing yards at 6.5 yards per carry, as well as seven rushing touchdowns. That contrasts sharply with the 255 rushing yards, 3.7 yards per carry and four touchdowns he had as a freshman. In just nine games, Brooks registered four 40+ yard runs, which tied the home run threat for the 10th most among FBS players last season. When he points to his wrist, it means it's "Brooks time," a celebration unveiled during the 2021 season opener; means "time to lock in and be the best." Confessed he is not the best dancer was the next best option.

→ This duo has combined for more rushing TDs than any other FBS duo with 44. They've rushed for 2,803 combined yards and caught 87 passes for 514 yards.

## DEFENSIVE DEPTH CHART: NOTES

## TACKLE

## 95 JAYLON HUTCHINGS

Sr. | 6-0 | 310

- Most consistent player on the roster, sporting a team-best streak of 33 consecutive starts, aided by pushing through a high-ankle sprain during 2020 COVID season. Known to teammates as J-Boog or J-Boogie. Played running back as a junior in high school.

## 42 VIDAL SCOTT JR.

Sr. | 6-1 | 285

- Since being a Class 5A all-state honoree in 2016 at Pensacola (Fla.) West Florida, spent two years at Central Arkansas, one at Hinds CC in Raymond, Ms., and the past two at Arkansas State. Holds two degrees, in nursing and in health studies, also EMT certified.

## NOSE

## 97 TONY BRADFORD JR.

Sr. | 6-1 | 300

- A staple on the d-line for the past three seasons having played in 29 games with 12 starts (8 in 2020). Texas Tech's Big 12 Champions of Life representative. Intern with the Texas Tech Police Department since the spring of 2020. A 2022 nominee for both the Wuerffell Trophy and AFCA Good Works Team.

## 96 PHILIP BLIDI

Jr. | 6-3 | 295

- Has played in all 23 games since stepping on campus. Born in New Jersey, moved Portales, N.M. in 8th-grade (100 miles east of Lubbock) to Christian Children's Home. Son of Liberian immigrants. Married to wife, Emma; the couple has a child Amara.

## EDGE

## 19 TYREE WILSON

Sr. | 6-6 | 275

- Tabbed Texas Tech's top NFL prospect by several media entities. Led Red Raiders in TFLs (13.5) and sacks (7.0) in 2021; closed season as Liberty Bowl Defensive MVP.

## 43 JOSEPH ADEIDIRE

Fr. | 6-3 | 270

- Chose Tech over offers from more than a dozen power-five programs, including LSU, Michigan and Oregon. Enrolled for spring football. High school teammates with current teammate Jacoby Jackson.

## WILL

## 6 KOSI ELDORIDGE

Sr. | 6-0 | 230

- Slotted as a defensive back in 2021 and through 2022 spring football, shifted to weak-side linebacker during fall camp, ultimately earning the starting job. Versatility spread to special teams in 2021 as he contributed on nearly every unit.

## 11 DIMITRI MOORE

Sr. | 6-3 | 235

- Moore, a former state top-100 recruit from Cedar Hill who played for McGuire in his final season before joining Baylor - won a state title together ('14). Holds degree from Vanderbilt. Named to SEC All-Freshman Team. Joins Tech as a sixth-year; younger brother Jalon Peoples joined team as a freshman.

## MIKE

## 1 KRISHON MERRIWEATHER

Sr. | 6-0 | 235

- Sixth-year player starting third at Tech. Was the NJCAA national leader in tackles prior to becoming a Red Raider. Nicknamed "Coach K" by Coach McGuire for how he acts on the field. Appeared in 22 of Tech's last 23 games and started 15. Can perform a back flip in full pads.

## 13 JACOB RODRIGUEZ

So. | 6-1 | 235

- Rider High School quarterback, turned Virginia quarterback, turned Tech linebacker. Passed for more than 7,000 yards and ran for more than 3,000 yards in three HS seasons. Returns to his home state after one season at UVA.

## OLB

## 8 JESIAH PIERRE

Jr. | 6-2 | 245

- Joined the Red Raiders following two seasons at Florida. Played in 11 games last season and credited with 27 tackles.

## 11 DIMITRI MOORE

Sr. | 6-3 | 235

- Moore, a former state top-100 recruit from Cedar Hill who played for McGuire in his final season before joining Baylor - won a state title together ('14). Holds degree from Vanderbilt. Named to SEC All-Freshman Team. Joins Tech as a sixth-year; younger brother Jalon Peoples joined team as a freshman.

## STAR

## 9 MARQUIS WATERS

Sr. | 6-1 | 215

- Known as "Muddy" to his peers. Among Tech defensive players, leads group in most career starts with 39. The first 35 came at Duke before starting first four games for Tech in 2022 prior to injury (pectoral) - utilized available redshirt season to extend career into sixth-year.

## 16 KEYON BLANKENBAKER

Sr. | 5-10 | 185

- A Kansas City native; family moved to Chicago area while in 6th grade. Accepted scholarship offer from Wyoming after receiving offers at Cincinnati among others as well as a preferred walk-on invitation to Wisconsin. Appeared in 40 games, started 27, for the Cowboys. Likes painting/drawing/fashion.

## CORNERBACK

## 0 RAYSHAD WILLIAMS

Sr. | 6-3 | 195

- The UCLA transfer made 12-straight starts to close first season at Tech in 2021, capped by a return to his hometown of Memphis for the Liberty Bowl. Drew assignment of opponent's top receiver throughout last season.

## 24 MALIK DUNLAP

Sr. | 6-3 | 215

- Appeared in seven games, fighting injuries, with one start in debut season. Arrived at Tech for 2021 season following three years at N.C. State - coincidentally the Red Raiders 2022 week three opponent. Singled out by position coach Marcel Yates as the most improved player from spring to the end of fall camp in his group.

## SAFETY

## 25 DADRION TAYLOR-DEMERTON

Sr. | 5-11 | 195

- Affectionately known as "Rabbit" since the 2nd grade to friends and family, coined from playing football as one of the smallest players on the team. Storied HS career included three-straight state titles [OKla.] and Player of the Year honors. In March 2022, became father to daughter Layla Grace.

## 31 JOSEPH PLUNK

So. | 5-10 | 180

- A walk-on from nearby Amarillo Tascosa that had an outstanding fall camp. His father Ken, serves as head coach at Tascosa. Played quarterback for a physical ground attack as he amassed over 2,500 yards rushing and over 500 yards passing senior season. Enjoys playing chess.

## SAFETY

## 2 REGGIE PEARSON JR.

Sr. | 5-11 | 200

- Once a 12-game starter at Wisconsin in 2019, including that season's Rose Bowl win against Oregon. Sat out 2020 season to injury; transferred to Tech in time for 2021 summer workouts. Averaged more snaps per game (67.4) than any other Red Raider on defense.

## 18 TYLER OWENS

Sr. | 6-2 | 200

- Former five-star safety transferred to the Red Raiders from Texas after three seasons. Despite a limited role, Owens a key punt block that was returned for a touchdown last time Texas played in Lubbock. He was ranked the No. 13 recruit in the state of Texas out of Plano East.

## CORNERBACK

## 7 ADRIAN FRYE

Sr. | 6-0 | 205

- Eldest statesman on campus, of the super-seniors on Tech's roster, is the only player that's been a Red Raider all six seasons. Owns 33 career starts; made at least one start in each of prev. four seasons. Harry Potter fan. Enjoys volunteering at the local Boys & Girls Club in the offseason.

## 3 KOBEE MINOR

So. | 6-0 | 185

- Appeared in 10 games as a backup in the secondary or on special teams. Saw action in one game as a true freshman in 2020. His father played running back for the Washington Commanders in the 1980's. Brother, Darryl, is currently a linebacker at UTEP.

ALPHABETICAL ROSTER

NO	NAME	POS
43	Joseph Adedire	DL
47	Tanner Allen	TE
56	Jackson Baggett	LB
98	E'Maurion Banks	DL
25	Blake Bedwell	RB
16	Keyon Blankenbaker	DB
96	Philip Blidi	DL
13	Brady Boyd	WR
15	Cole Boyd	DB
97	Tony Bradford Jr.	DL
9	Jerand Bradley	WR
73	Cade Briggs	OL
28	Tahj Brooks	RB
86	Jordan Brown	WR
79	Ty Buchanan	OL
91	Blake Burris	DL
15	Cameron Cantrell	WR
77	Ethan Carde	OL
99	Sam Carrell	DL
10	Trey Cleveland	WR
5	Myles Cole	DL
29	Chief Collins	DB
88	Baylor Cupp	TE
35	Patrick Curley	LB
27	Jon-Jon Davis	DB
45	Drew DeArman	LB
22	Bryson Donnell	RB
24	Malik Dunlap	DB
52	Harvey Dyson III	DL
85	Coy Eakin	WR
20	Gage Elder	LB
6	Kosi Eldridge	DB
17	Tavares Elston Jr.	DB
83	Jack Esparza	WR
49	Charles Esters III	OLB
17	Nate Floyd	WR
19	Loic Fouonji	WR
7	Adrian Frye	DB
99	Gino Garcia	PK
14	Hut Graham	DB
36	James Grando	OLB
63	Erik Gray	OL
37	Brook Honore'	P
22	Maurion Horn	DB
82	Drew Hocutt	WR
23	Landon Hullaby	DB
95	Jaylon Hutchings	DL
75	Jacoby Jackson	OL
41	Ty Kana	LB
66	Matt Keeler	OL
21	Tyler King	WR
30	Jackson Knotts	LS
48	Derrick Lewis II	LB
26	Jason Lloyd	TE
64	Jurrien Loftin	OL
50	Trent Low	LB
37	Alpha Mara	DB
68	Seth Martin	OL
20	Nehemiah Martinez I	WR
90	Syncere Massey	DL
32	Tyrique Matthews	LB
93	Trevon McAlpine	DL
84	Zack McCown	TE
31	Austin McNamara	PK
1	Krishon Merriweather	LB
71	Monroe Mills	OL
3	Kobee Minor	DB
11	Dimitri Moore	LB
94	Larry Moore III	DL
92	L.B. Moore	OLB

NUMERICAL ROSTER

NO	PLAYER	POS	HT	WT	YR-EX	HOMETOWN (HIGH SCHOOL)
0	Cam'Ron Valdez	RB	5-9	205	Fr-RS	Rockdale, Texas (Rockdale)
0	Rayshad Williams	DB	6-3	195	Sr-1L	Memphis, Tenn. (Whitehaven)
1	Krishon Merriweather^	LB	6-0	235	Sr-2L	Hazelwood, Mo. (Hazelwood West)
1	Myles Price	WR	5-10	180	Jr-2L	The Colony, Texas (The Colony)
2	Behren Morton	QB	6-2	210	Fr-RS	Eastland, Texas (Eastland)
2	Reggie Pearson Jr.	DB	5-11	200	Sr-1L	Detroit, Mich. (River Rouge)
3	Kobee Minor	DB	6-0	185	So-1L	Lake Dallas, Texas (Lake Dallas)
4	SaRodorick Thompson Jr.	RB	6-0	220	Sr-3L	Irving, Texas (Ranchview)
5	Myles Cole	DL	6-6	285	Sr-TR	Shreveport, La. (Evangel Christian Academy)
5	Chadarius Townsend^	WR	6-0	205	Sr-2L	Tanner, Ala. (Tanner)
6	Kosi Eldridge^	LB	6-0	230	Sr-3L	Denton, Texas (Denton Ryan)
6	J.J. Sparkman	WR	6-4	220	So-1L	Longview, Texas (Pine Tree)
7	Adrian Frye^	DB	6-0	205	Sr-4L	Houston, Texas (Eisenhower)
7	Donovan Smith	QB	6-5	230	So-1L	Las Vegas, Nev. (Frenship)
8	Jesiah Pierre	OLB	6-2	245	Jr-1L	Mount Dora, Fla. (Mount Dora Christian Academy)
9	Jerand Bradley	WR	6-5	215	Fr-RS	Frisco, Texas (DeSoto)
9	Marquis Waters^	DB	6-1	215	Sr-1L	Delray Beach, Fla. (Atlantic)
10	Trey Cleveland III	WR	6-4	190	Jr-2L	Arlington, Texas (Arlington)
10	Cam White	DB	6-0	215	Sr-1L	Flora, Miss. (Madison Central)
11	Dimitri Moore^	LB	6-3	235	Sr-TR	Cedar Hill, Texas (Cedar Hill)
12	Jalon Peoples	DB	5-11	175	Fr-HS	Cedar Hill, Texas (Cedar Hill)
12	Tyler Shough	QB	6-5	230	Sr-1L	Chandler, Ariz. (Hamilton)
13	Brady Boyd	WR	6-1	195	So-TR	Southlake, Texas (Southlake Carroll)
13	Jacob Rodriguez	LB	6-1	235	So-TR	Wichita Falls, Texas (Rider)
14	Hut Graham	DB	6-1	190	Fr-HS	Gunter, Texas (Gunter)
14	Xavier White	WR	6-0	190	Sr-2L	Lubbock, Texas (Monterey)
15	Cole Boyd	DB	6-3	215	Jr-2L	Boerne, Texas (Boerne)
15	Cameron Cantrell	WR	6-1	200	Jr-SQ	Whitehouse, Texas (Whitehouse)
16	Keyon Blankenbaker^	DB	5-10	185	Sr-TR	Oak Park, Ill. (Oak Park-River Forest)
16	Jaden Morris	QB	5-11	200	Fr-HS	Arlington, Texas (Lamar)
17	Tavares Elston Jr.	DB	5-10	200	Fr-HS	Gulf Shores, Ala. (Gulf Shores)
17	Nate Floyd	WR	6-0	190	So-1L	College Station, Texas (A&M Consolidated)
18	Tyler Owens	DB	6-2	200	Sr-TR	Plano, Texas (Plano East)
19	Loic Fouonji	WR	6-4	210	Jr-2L	Midland, Texas (Lee)
19	Tyree Wilson	OLB	6-6	275	Sr-2L	Henderson, Texas (West Rusk)
20	Gage Elder	LB	5-11	225	Fr-RS	Rockwall, Texas (Rockwall)
20	Nehemiah Martinez I	WR	5-9	205	So-1L	Lubbock, Texas (Cooper)
21	Tyler King	WR	5-9	185	Fr-HS	Houston, Texas (Alief Taylor)
21	Cameron Watts	DB	5-11	195	Sr-2L	Tulsa, Okla. (Union)
22	Bryson Donnell	RB	5-10	215	Fr-HS	Tyler, Texas (Legacy)
22	Maurion Horn	DB	5-11	175	Fr-HS	Broken Arrow, Okla. (Broken Arrow)
23	Landon Hullaby	DB	6-0	205	Fr-HS	Mansfield, Texas (Timberview)
24	Malik Dunlap	DB	6-3	215	Sr-1L	Charlotte, N.C. (Harding)
25	Blake Bedwell	RB	5-10	190	So-TR	Amarillo, Texas (Amarillo)
25	Dadriion Taylor-Demerson	DB	5-11	195	Sr-3L	Oklahoma City, Okla. (Carl Albert)
26	Jason Lloyd	TE	6-4	250	Jr-1L	Belmont, Calif. (Carlmont)
26	Sammy Morris IV	DB	6-1	195	Fr-RS	Prosper, Texas (Prosper)
27	Jon-Jon Davis	DB	6-1	185	So-SQ	Dallas, Texas (South Oak Cliff)
28	Tahj Brooks	RB	5-10	230	Jr-2L	Manor, Texas (Manor)
29	Chief Collins	DB	5-11	200	Fr-RS	Lucas, Texas (Lovejoy)
30	Jackson Knotts	LS	5-11	185	So-1L	Plant City, Fla. (Plant City)
31	Austin McNamara	P	6-4	195	Sr-3L	Gilbert, Ariz. (Highland)
31	Joseph Plunk	DB	5-10	180	So-SQ	Amarillo, Texas (Tascosa)
32	Tyrique Matthews	LB	5-11	235	Sr-3L	Houston, Texas (Eisenhower)
33	Matthew Young^	LB	6-1	240	Sr-1L	Las Cruces, N.M. (Oñate)
34	Bryce Robinson	LB	6-2	235	Jr-SQ	Sachse, Texas (Sachse)
35	Patrick Curley	LB	6-2	230	Sr-3L	Wagoner, Okla. (Wagoner)
36	James Grando	OLB	6-2	220	Jr-TR	Arlington, Texas (Lamar)
36	Trey Wolff	PK	6-4	210	Sr-3L	Spring, Texas (Klein)
37	Brook Honore'	P	6-0	185	Fr-HS	Manvel, Texas (Manvel)
37	Alpha Mara	DB	6-1	155	Jr-SQ	Austin, Texas (Akins)
38	Jett Whitfield	DB	5-10	210	Jr-SQ	New Deal, Texas (New Deal)
39	Charles Robinson	TE	6-0	250	Fr-RS	Lubbock, Texas (Coronado)
40	Wesley Smith	LB	5-10	215	Fr-HS	Midland, Texas (Legacy)
41	Ty Kana	LB	6-2	235	Fr-HS	Katy, Texas (Katy)
41	Jayden York	TE	6-4	240	So-SQ	Austin, Texas (Bowie)
42	Vidal Scott Jr.^	DL	6-1	285	Sr-TR	Pensacola, Fla. (West Florida)
43	Joseph Adedire	DL	6-3	270	Fr-HS	Mansfield, Texas (Summit)
43	Henry Teeter	TE	6-4	245	Sr-1L	San Angelo, Texas (Central)
45	Drew DeArman	LB	6-1	215	Fr-HS	Arlington, Texas (Joshua)
46	Ben Roberts	LB	6-3	225	Fr-HS	Haslet, Texas (Eaton)
47	Tanner Allen	TE	6-3	260	Fr-HS	Bryan, Texas (Bryan)
48	Derrick Lewis II	LB	6-1	215	So-1L	Schertz, Texas (Samuel Clemens)



NUMERICAL ROSTER

NO	PLAYER	POS	HT	WT	YR-EX	HOMETOWN (HIGH SCHOOL)
49	Charles Esters III	OLB	6-3	250	Fr-RS	Cedar Hill, Texas (Cedar Hill)
50	Trent Low	LB	6-1	220	So-SQ	Midland, Texas (Lee)
50	Michael Shanahan	OL	6-5	320	Jr-TR	Orlando, Fla. (First Academy)
51	Robert Wooten	OLB	6-3	265	So-RS	Stafford, Texas (Stafford)
52	Harvey Dyson III	DL	6-3	260	Fr-HS	Cedar Hill, Texas (Cedar Hill)
54	Bryce Ramirez	OLB	6-2	235	Jr-1L	Missouri City, Texas (George Ranch)
56	Jackson Baggett	LB	6-3	225	Jr-SQ	Bushland, Texas (Bushland)
56	Dennis Wilburn	OL	6-3	320	Sr-TR	Humble, Texas (Nimitz)
58	Jack Tucker	OL	6-7	305	Fr-RS	Argyle, Texas (Argyle)
59	Isaac Smith	OLB	6-6	245	Fr-RS	Wagoner, Okla. (Wagoner)
62	Kaden Weatherby	OL	6-6	300	Fr-HS	Aurora, Colo. (Eaglecrest)
63	Erik Gray	OL	6-2	275	Fr-HS	Amarillo, Texas (Amarillo)
64	Jurrien Loftin	OL	6-5	290	Fr-HS	Aledo, Texas (Aledo)
65	Sheridan Wilson	OL	6-5	285	Fr-HS	Argyle, Texas (Argyle)
66	Matt Keeler	OL	6-6	305	So-SQ	Chicago, Ill. (Nazareth Academy)
68	Seth Martin	OL	6-3	285	Fr-HS	Fort Worth, Texas (Everman)
69	Caleb Rodkey	OL	6-4	300	Fr-RS	Missouri City, Texas (Ridge Point)
70	Weston Wright	OL	6-6	320	Sr-3L	New Braunfels, Texas (New Braunfels)
71	Monroe Mills	OL	6-6	315	So-TR	Columbia, Mo. (Father Tolton)
72	Landon Peterson	OL	6-6	300	Jr-2L	Odessa, Texas (Permian)
73	Cade Briggs	OL	6-3	300	Sr-TR	Las Vegas, Nev. (Bishop Gorman)
74	Cole Spencer*	OL	6-4	305	Sr-TR	Louisville, Ky. (Trinity)
75	Jacoby Jackson	OL	6-6	335	Fr-RS	Arlington, Texas (Mansfield Summit)
76	Caleb Rogers	OL	6-5	305	Jr-2L	Mansfield, Texas (Lake Ridge)
77	Ethan Carde	OL	6-8	320	Sr-2L	Valrico, Fla. (Bloomington)
78	Larry Moore III	OL	6-6	275	So-SQ	Missouri City, Texas (Fort Bend Marshall)
79	Ty Buchanan	OL	6-6	295	Fr-TR	Corpus Christi, Texas (Calallen)
80	Mason Tharp	TE	6-9	260	So-1L	Klein, Texas (Klein)
82	Drew Hocutt	WR	6-0	185	So-TR	Lubbock, Texas (Frenship)
83	Jack Esparza	WR	6-4	215	Fr-HS	Austin, Texas (St. Michael's Catholic)
84	Zack McCown	TE	6-5	225	Fr-HS	Amarillo, Texas (Amarillo)
85	Coy Eakin	WR	6-2	200	Fr-HS	Stephenville, Texas (Stephenville)
86	Jordan Brown	WR	5-11	185	So-TR	Dallas, Texas (DeSoto)
87	Haydon Wiginton	WR	5-11	185	Fr-TR	Midlothian, Texas (Heritage)
88	Baylor Cupp	TE	6-6	250	Jr-TR	Brock, Texas (Brock)
90	Syncere Massey	DL	6-5	330	Fr-HS	Cedar Hill, Texas (Cedar Hill)
91	Blake Burris	DL	6-5	300	Fr-RS	Irving, Texas (Parish Episcopal)
92	L.B. Moore	OLB	6-3	265	So-SQ	Amarillo, Texas (Tascosa)
93	Trevon McAlpine	DL	6-3	305	Fr-HS	Saratland, Ala. (Saratland)
94	Gabe Oladipo*	DL	6-3	295	Sr-SQ	Missouri City, Texas (Fort Bend Hightower)
95	Jaylon Hutchings	DL	6-0	310	Sr-3L	Forney, Texas (Forney)
96	Philip Blidi	DL	6-3	295	Jr-2L	Portales N.M. (Portales)
97	Tony Bradford Jr.	DL	6-1	300	Sr-3L	Houston, Texas (North Shore)
98	E'Maurion Banks	DL	6-5	305	Fr-RS	Wichita Falls, Texas (Rider)
99	Sam Carrell	DL	6-4	285	Fr-TR	Albuquerque, N.M. (Sandia)
99	Gino Garcia	PK	6-2	200	Jr-TR	Richardson, Texas (Pearce)

ROSTER KEY

\* represents Super Senior in final year of eligibility.

COACHING STAFF

Head Coach  
Associate Head Coach/Special Teams Coordinator/Running Backs  
Defensive Coordinator  
Offensive Coordinator/Quarterbacks  
Outside Linebackers Coach  
Linebackers Coach  
Tight Ends Coach  
Defensive Line Coach  
Offensive Line Coach  
Passing Game Coordinator/Wide Receivers  
Passing Game Coordinator/Secondary Coach

Joey McGuire (First Season)  
Kenny Perry (First Season)  
Tim DeRuyter (First Season)  
Zach Kittley (First Season)  
C.J. Ah You (First Season)  
Josh Bookbinder (First Season)  
Josh Cochran (First Season)  
Zarnell Fitch (First Season)  
Stephen Hamby (First Season)  
Emmett Jones (First Season)  
Marcel Yates (First Season)

ALPHABETICAL ROSTER

NO	NAME	POS
16	Jaden Morris	QB
26	Sammy Morris IV	DB
2	Behren Morton	QB
94	Gabe Oladipo	OL
18	Tyler Owens	DB
2	Reggie Pearson Jr.	DB
72	Landon Peterson	OL
8	Jesiah Pierre	OLB
31	Joseph Plunk	DB
12	Jalon Peoples	DB
1	Myles Price	WR
54	Bryce Ramirez	OLB
46	Ben Roberts	LB
34	Bryce Robinson	LB
39	Charles Robinson	TE
69	Caleb Rodkey	OL
13	Jacob Rodriguez	LB
76	Caleb Rogers	OL
42	Vidal Scott Jr.	OL
50	Michael Shanahan	OL
12	Tyler Shough	QB
7	Donovan Smith	QB
59	Isaac Smith	OLB
40	Wesley Smith	LB
6	J.J. Sparkman	WR
74	Cole Spencer	OL
25	Dadrian Taylor-Demerson	DB
43	Henry Teeter	TE
80	Mason Tharp	TE
4	SaRodorick Thompson Jr.	RB
5	Chadarius Townsend	WR
58	Jack Tucker	OL
0	Cam/Ron Valdez	RB
9	Marquis Waters	DB
21	Cameron Watts	DB
62	Kaden Weatherby	OL
10	Cam White	DB
14	Xavier White	WR
38	Jett Whitfield	DB
87	Haydon Wiginton	WR
56	Dennis Wilburn	OL
0	Rayshad Williams	DB
65	Sheridan Wilson	OL
19	Tyree Wilson	OLB
36	Trey Wolff	PK
51	Robert Wooten	OLB
70	Weston Wright	OL
41	Jayden York	TE
33	Matthew Young	LB

OFFENSIVE ROSTER BREAKDOWN

RETURNING/LOST

STARTERS RETURNING (4)

OL	Weston Wright
OL	Caleb Rogers
RB	SaRodorick Thompson
WR	Myles Price

OTHER RETURNERS WITH STARTING EXPERIENCE (10)

OL	Ethan Carde
TE	Mason Tharp
RB	Tahj Brooks
QB	Tyler Shough
QB	Donovan Smith
WR	Trey Cleveland
WR	Xavier White
OL	Landon Peterson
TE	Henry Teeter
WR	Jerand Bradley

LETTERWINNERS RETURNING (24)

WR	Jerand Bradley
RB	Tahj Brooks
OL	Ethan Carde
WR	Trey Cleveland
WR	Loic Fouonji
OL	Jacoby Jackson
OL	Matt Keeler
TE	Jason Lloyd
WR	Nehemiah Martinez
QB	Behren Morton
OL	Larry Moore
OL	Landon Peterson
WR	Myles Price
OL	Caleb Rogers
QB	Donovan Smith
QB	Tyler Shough
WR	J.J. Sparkman
TE	Henry Teeter
TE	Mason Tharp
RB	SaRodorick Thompson
RB	Chadarius Townsend
RB	Xavier White
OL	Weston Wright
RB	Cam'Ron Valdez

STARTERS LOST (7)

OL	T.J. Storment
QB	Dawson Deaton
WR	Josh Burger
WR	Henry Colombi
TE	Travis Koontz
WR	Kaylon Geiger Sr.
WR	Erik Ezukanma

LETTERWINNERS LOST (14)

OL	Josh Burger
TE	Jed Castles
OL	Aaron Castro
QB	Henry Colombi
OL	Dawson Deaton
WR	Erik Ezukanma
OL	Clayton Franks
WR	Kaylon Geiger Sr.
RB	Ronnie Hart
TE	Travis Koontz
WR	McLane Mannix
WR	Dalton Rigdon
OL	T.J. Storment
OL	Casey Verhulst

QUARTERBACKS

2	Behren Morton	6-2	210	Fr-RS	Eastland, Texas (Eastland)
7	Donovan Smith	6-5	230	So-1L	Las Vegas, Nev. (Frenship)
12	Tyler Shough	6-5	230	Sr-1L	Chandler, Ariz. (Hamilton)
16	Jaden Morris	5-11	200	Fr-HS	Arlington, Texas (Lamar)

RUNNING BACKS

0	Cam'Ron Valdez	5-9	205	Fr-RS	Rockdale, Texas (Rockdale)
4	SaRodorick Thompson Jr.	6-0	220	Sr-3L	Irving, Texas (Ranchview)
22	Bryson Donnell	5-10	215	Fr-HS	Tyler, Texas (Legacy)
25	Blake Bedwell	5-10	190	So-TR	Amarillo, Texas (Amarillo)
28	Tahj Brooks	5-10	230	Jr-2L	Manor, Texas (Manor)

TIGHT ENDS

26	Jason Lloyd	6-4	250	Jr-1L	Belmont, Calif. (Carlmont)
39	Charles Robinson	6-0	250	Fr-RS	Lubbock, Texas (Coronado)
41	Jayden York	6-4	240	So-SQ	Austin, Texas (Bowie)
43	Henry Teeter	6-4	245	Sr-1L	San Angelo, Texas (Central)
47	Tanner Allen	6-3	260	Fr-HS	Bryan, Texas (Bryan)
80	Mason Tharp	6-9	260	So-1L	Klein, Texas (Klein)
84	Zack McCown	6-5	225	Fr-HS	Amarillo, Texas (Amarillo)
88	Baylor Cupp	6-6	250	Jr-TR	Brock, Texas (Brock)

WIDE RECEIVERS

1	Myles Price	5-10	180	Jr-2L	The Colony, Texas (The Colony)
5	Chadarius Townsend^	6-0	205	Sr-2L	Tanner, Ala. (Tanner)
6	J.J. Sparkman	6-4	220	So-1L	Longview, Texas (Pine Tree)
9	Jerand Bradley	6-5	215	Fr-RS	Frisco, Texas (DeSoto)
10	Trey Cleveland III	6-4	190	Jr-2L	Arlington, Texas (Arlington)
13	Brady Boyd	6-1	195	So-TR	Southlake, Texas (Southlake Carroll)
14	Xavier White	6-0	190	Sr-2L	Lubbock, Texas (Monterey)
15	Cameron Cantrell	6-1	200	Jr-SQ	Whitehouse, Texas (Whitehouse)
17	Nate Floyd	6-0	190	So-1L	College Station, Texas (A&M Consolidated)
19	Loic Fouonji	6-4	210	Jr-2L	Midland, Texas (Lee)
20	Nehemiah Martinez	5-9	205	So-1L	Lubbock, Texas (Cooper)
21	Tyler King	5-9	185	Fr-HS	Houston, Texas (Alief Taylor)
82	Drew Hocutt	6-0	185	So-TR	Lubbock, Texas (Frenship)
83	Jack Esparza	6-4	215	Fr-HS	Austin, Texas (St. Michael's Catholic)
85	Coy Eakin	6-2	200	Fr-HS	Stephenville, Texas (Stephenville)
86	Jordan Brown	5-11	185	So-TR	Grand Prairie, Texas (DeSoto)
87	Haydon Wiginton	5-11	185	Fr-TR	Midlothian, Texas (Heritage)

OFFENSIVE LINE

50	Michael Shanahan	6-5	320	Jr-TR	Orlando, Fla. (First Academy)
56	Dennis Wilburn	6-3	320	Sr-TR	Humble, Texas (Nimitz)
58	Jack Tucker	6-7	305	Fr-RS	Argyle, Texas (Argyle)
62	Kaden Weatherby	6-6	300	Fr-HS	Aurora, Colo. (Eaglecrest)
64	Jurrien Loftin	6-5	290	Fr-HS	Aledo, Texas (Aledo)
65	Sheridan Wilson	6-5	285	Fr-HS	Argyle, Texas (Argyle)
66	Matt Keeler	6-6	305	So-SQ	Chicago, Ill. (Nazareth Academy)
68	Seth Martin	6-3	285	Fr-HS	Fort Worth, Texas (Everman)
69	Caleb Rodkey	6-4	300	Fr-RS	Missouri City, Texas (Ridge Point)
70	Weston Wright	6-6	320	Sr-3L	New Braunfels, Texas (New Braunfels)
71	Monroe Mills	6-6	315	So-TR	Columbia, Mo. (Father Tolton)
72	Landon Peterson	6-6	300	Jr-2L	Odessa, Texas (Permian)
73	Cade Briggs	6-3	300	Sr-TR	Las Vegas, Nev. (Bishop Gorman)
74	Cole Spencer^	6-4	305	Sr-TR	Louisville, Ky. (Trinity)
75	Jacoby Jackson	6-6	335	Fr-RS	Arlington, Texas (Mansfield Summit)
76	Caleb Rogers	6-5	305	Jr-2L	Mansfield, Texas (Lake Ridge)
77	Ethan Carde	6-8	320	Sr-2L	Valrico, Fla. (Bloomingtondale)
78	Larry Moore III	6-6	275	So-SQ	Missouri City, Texas (Fort Bend Marshall)
79	Ty Buchanan	6-6	295	Fr-TR	Corpus Christi, Texas (Calallen)

SPECIALISTS

30	Jackson Knotts (LS)	5-11	185	So-1L	Plant City, Fla. (Plant City)
31	Austin McNamara (P)	6-4	195	Sr-3L	Gilbert, Ariz. (Highland)
36	Trey Wolff (K)	6-4	210	Sr-3L	Spring, Texas (Klein)
37	Brook Honore' (P)	6-0	185	Fr-HS	Manvel, Texas (Manvel)
99	Gino Garcia (K)	6-2	200	Jr-TR	Richardson, Texas (Pearce)

DEFENSIVE ROSTER BREAKDOWN

DEFENSIVE LINE

5	Myles Cole	6-6	285	Sr-TR	Shreveport, La. (Evangel Christian Academy)
42	Vidal Scott Jr.*	6-1	285	Sr-TR	Pensacola, Fla. (West Florida)
43	Joseph Adedire	6-3	270	Fr-HS	Mansfield, Texas (Summit)
52	Harvey Dyson III	6-3	260	Fr-HS	Cedar Hill, Texas (Cedar Hill)
90	Syncere Massey	6-5	330	Fr-HS	Cedar Hill, Texas (Cedar Hill)
91	Blake Burris	6-5	300	Fr-RS	Irving, Texas (Parish Episcopal)
93	Trevon McAlpine	6-3	305	Fr-HS	Saraland, Ala. (Saraland)
94	Gabe Oladipo*	6-3	295	Sr-SQ	Missouri City, Texas (Fort Bend Hightower)
95	Jaylon Hutchings	6-0	310	Sr-3L	Forney, Texas (Forney)
96	Philip Blidi	6-3	295	Jr-2L	Portales N.M. (Portales)
97	Tony Bradford Jr.	6-1	300	Sr-3L	Houston, Texas (North Shore)
98	E'Maurion Banks	6-5	305	Fr-RS	Wichita Falls, Texas (Rider)
99	Sam Carrell	6-4	285	Fr-TR	Albuquerque, N.M. (Sandia)

OUTSIDE LINEBACKERS

19	Tyree Wilson	6-6	275	Sr-2L	Henderson, Texas (West Rusk)
36	James Grando	6-2	220	Jr-TR	Arlington, Texas (Lamar)
49	Charles Esters III	6-3	250	Fr-RS	Cedar Hill, Texas (Cedar Hill)
51	Robert Wooten	6-3	265	So-RS	Stafford, Texas (Stafford)
54	Bryce Ramirez	6-2	235	Jr-1L	Missouri City, Texas (George Ranch)
59	Isaac Smith	6-6	245	Fr-RS	Wagoner, Okla. (Wagoner)
92	L.B. Moore	6-3	265	So-SQ	Amarillo, Texas (Tascosa)

LINEBACKERS

1	Krishon Merriweather*	6-0	235	Sr-2L	Hazelwood, Mo. (Hazelwood West)
6	Kosi Eldridge*	6-0	230	Sr-3L	Denton, Texas (Denton Ryan)
11	Dimitri Moore*	6-3	235	Sr-TR	Cedar Hill, Texas (Cedar Hill)
13	Jacob Rodriguez	6-1	235	So-TR	Wichita Falls, Texas (Rider)
20	Gage Elder	5-11	225	Fr-RS	Rockwall, Texas (Rockwall)
32	Tyrique Matthews	5-11	235	Sr-3L	Houston, Texas (Eisenhower)
33	Matthew Young*	6-1	240	Sr-1L	Las Cruces, N.M. (Oñate)
34	Bryce Robinson	6-2	235	Jr-SQ	Sachse, Texas (Sachse)
35	Patrick Curley	6-2	230	Sr-3L	Wagoner, Okla. (Wagoner)
40	Wesley Smith	5-10	215	Fr-HS	Midland, Texas (Legacy)
41	Ty Kana	6-2	235	Fr-HS	Katy, Texas (Katy)
45	Drew DeArman	6-1	215	Fr-HS	Arlington, Texas (Joshua)
46	Ben Roberts	6-3	225	Fr-HS	Haslet, Texas (Eaton)
48	Derrick Lewis II	6-1	215	So-1L	Schertz, Texas (Samuel Clemens)
50	Trent Low	6-1	220	So-SQ	Midland, Texas (Lee)
56	Jackson Baggett	6-3	225	Jr-SQ	Bushland, Texas (Bushland)

DEFENSIVE BACKS

0	Rayshad Williams	6-3	195	Sr-1L	Memphis, Tenn. (Whitehaven)
2	Reggie Pearson Jr.	5-11	200	Sr-1L	Detroit, Mich. (River Rouge)
3	Kobee Minor	6-0	185	So-1L	Lake Dallas, Texas (Lake Dallas)
7	Adrian Frye*	6-0	205	Sr-4L	Houston, Texas (Eisenhower)
9	Marquis Waters*	6-1	215	Sr-1L	Delray Beach, Fla. (Atlantic)
10	Cam White	6-0	215	Sr-1L	Flora, Miss. (Madison Central)
12	Jalon Peoples	5-11	175	Fr-HS	Cedar Hill, Texas (Cedar Hill)
14	Hut Graham	6-1	190	Fr-HS	Gunter, Texas (Gunter)
15	Cole Boyd	6-3	215	Jr-2L	Boerne, Texas (Boerne)
16	Keyon Blankenbaker*	5-10	185	S-TR	Oak Park, Ill. (Oak Park-River Forest)
17	Tavares Elston Jr.	5-10	200	Fr-HS	Gulf Shores, Ala. (Gulf Shores)
18	Tyler Owens	6-2	200	Sr-TR	Plano, Texas (Plano East)
21	Cameron Watts	5-11	195	Sr-2L	Tulsa, Okla. (Union)
22	Maurion Horn	5-11	175	Fr-HS	Broken Arrow, Okla. (Broken Arrow)
23	Landon Hullaby	6-0	205	Fr-HS	Mansfield, Texas (Timberview)
24	Malik Dunlap	6-3	215	Sr-1L	Charlotte, N.C. (Harding)
25	Dadrión Taylor-Demerson	5-11	195	Sr-3L	Oklahoma City, Okla. (Carl Albert)
26	Sammy Morris IV	6-1	195	Fr-RS	Prosper, Texas (Prosper)
27	Jon-Jon Davis	6-1	185	So-SQ	Dallas, Texas (South Oak Cliff)
29	Chief Collins	5-11	200	Fr-RS	Lucas, Texas (Lovejoy)
31	Joseph Plunk	5-10	180	So-SQ	Amarillo, Texas (Tascosa)
38	Jett Whitfield	5-10	210	Jr-SQ	New Deal, Texas (New Deal)

RETURNING/LOST

STARTERS RETURNING (6)

DL	Jaylon Hutchings
DL	Tyree Wilson
LB	Krishon Merriweather
LB	Reggie Pearson Jr.
DB	Rayshad Williams
DB	Dadrión Taylor-Demerson

RETURNERS WITH STARTING EXPERIENCE (7)

DB	Adrian Frye
DL	Tony Bradford Jr.
DB	Marquis Waters
DL	Jesiah Pierre
DB	Kosi Eldridge
DB	Cam White
DB	Malik Dunlap

LETTERWINNERS RETURNING (24)

DL	Philip Blidi
DB	Cole Boyd
DL	Tony Bradford Jr.
LB	Patrick Curley
DB	Malik Dunlap
LB	Kosi Eldridge
DB	Nate Floyd
DB	Adrian Frye
DL	Jaylon Hutchings
LB	Derrick Lewis II
LB	Tyrique Matthews
LB	Krishon Merriweather
DB	Kobee Minor
DL	L.B. Moore
DB	Reggie Pearson Jr.
LB	Jesiah Pierre
LB	Bryce Ramirez
DB	Dadrión Taylor-Demerson
DB	Marquis Waters
DB	Cameron Watts
DB	Cam White
DB	Rayshad Williams
DL	Tyree Wilson
LB	Matthew Young

STARTERS LOST (4)

DL	Devin Drew
LB	Colin Schooler
LB	Riko Jeffers
DB	Eric Monroe

LETTERWINNERS LOST (12)

LB	Brandon Bouyer-Randle
DB	Seth Collins
DL	Devin Drew
DB	DaMarcus Fields
LB	Ethan Frasier
LB	Riko Jeffers
DB	Eric Monroe
DL	Nelson Mbanasor
LB	Jacob Morgenstern
LB	Colin Schooler
DL	Troy Te'o
DL	Tre'Jon Lewis



TEAM/INDIVIDUAL STATISTICS

Team Results

	Date	Opponent		Score	Att.
	09/04/2021	vs Houston	W	38-21	43478
	09/11/2021	SFA	W	28-22	55271
	09/18/2021	FIU	W	54-21	50118
*	09/25/2021	at Texas	L	35-70	98349
*	10/02/2021	at West Virginia	W	23-20	54090
*	10/09/2021	TCU	L	31-52	55821
*	10/16/2021	at Kansas	W	41-14	25106
*	10/23/2021	Kansas St.	L	24-25	52874
*	10/30/2021	at Oklahoma	L	21-52	82732
*	11/13/2021	Iowa St.	W	41-38	47158
*	11/20/2021	Oklahoma St.	L	0-23	53169
*	11/27/2021	at Baylor	L	24-27	43901
	12/28/2021	vs Mississippi St.	W	34-7	48615

Rushing

Player	gp	att	gain	loss	net	avg	td	lg	avg/g
Tahj Brooks	9	87	581	13	568	6.5	7	67	63.1
SaRodrick Thompson	11	107	525	25	500	4.7	10	33	45.5
Xavier White	13	68	321	11	310	4.6	3	52	23.8
Donovan Smith	11	57	229	75	154	2.7	3	17	14.0
Erik Ezukanma	11	10	139	1	138	13.8	2	45	12.5
Kaylon Geiger	13	12	103	5	98	8.2	0	30	7.5
Myles Price	12	14	94	11	83	5.9	1	15	6.9
Henry Colombi	7	36	130	64	66	1.8	2	28	9.4
Chadarius Townsend	5	10	70	5	65	6.5	0	26	13.0
Nehemiah Martinez	11	3	19	0	19	6.3	0	10	1.7
McLane Mannix	11	3	17	0	17	5.7	0	9	1.5
Cam'Ron Valdez	2	6	20	4	16	2.7	0	8	8.0
Behren Morton	2	2	17	2	15	7.5	0	17	7.5
Tyler Shough	4	16	76	62	14	0.9	2	14	3.5
Dalton Rigdon	12	1	9	0	9	9.0	0	9	0.8
Team	13	3	0	4	-4	-1.3	0	0	-0.3
Total	13	436	2350	282	2068	4.7	30	67	159.1
Opponents	13	445	2034	256	1778	4.0	18	75	136.8

Passing

Player	gp	effc	comp-att-int	pct	yds	td	lg	avg/g
Henry Colombi	7	141.6	96-149-5	64.4	1291	5	75	184.4
Donovan Smith	11	147.3	85-138-2	61.6	1181	7	75	107.4
Tyler Shough	4	164.2	64-92-3	69.6	872	6	75	218.0
Behren Morton	2	33.3	1-3-0	33.3	0	0	0	0.0
Kaylon Geiger	13	-100.0	0-2-1	0.0	0	0	0	0.0
Team	13	0.0	0-4-0	0.0	0	0	0	0.0
Total	13	145.4	246-388-11	63.4	3344	18	75	257.2
Opponents	13	147.6	300-453-10	66.2	3487	29	69	268.2

Receiving

Player	gp	no.	yds	avg	td	lg	avg/g
Erik Ezukanma	11	48	705	14.7	4	75	64.1
Kaylon Geiger	13	43	533	12.4	1	75	41.0
Myles Price	12	38	523	13.8	2	48	43.6
Travis Koontz	12	21	306	14.6	4	75	25.5
Xavier White	13	18	133	7.4	1	19	10.2
Mason Tharp	12	14	198	14.1	1	25	16.5
Dalton Rigdon	12	12	155	12.9	0	59	12.9
Trey Cleveland	13	11	141	12.8	1	28	10.8
Loic Fouonji	10	8	168	21.0	1	69	16.8
J.J. Sparkman	9	7	86	12.3	2	17	9.6
McLane Mannix	11	6	101	16.8	1	38	9.2
SaRodrick Thompson	11	6	113	18.8	0	75	10.3
Tahj Brooks	9	6	52	8.7	0	18	5.8
Jerand Bradley	4	5	99	19.8	0	52	24.8
Henry Teeter	12	2	14	7.0	0	7	1.2
Jed Castles	3	1	17	17.0	0	17	5.7
Total	13	246	3344	13.6	18	75	257.2
Opponents	13	300	3487	11.6	29	69	268.2

Game Records

Record	Overall	Home	Away	Neutral
ALL GAMES	7-6	3-3	2-3	2-0
CONFERENCE	3-6	1-3	2-3	0-0
NON-CONFERENCE	4-0	2-0	0-0	2-0

Team Statistics

	TTU	OPP
First Downs	254	278
Rushing	106	99
Passing	130	160
Penalty	18	19
Rushing Yardage	2068	1778
Rushing attempts	436	445
Average per rush	4.7	4.0
Average per game	159.1	136.8
TDs Rushing	30	18
Passing Yardage	3344	3487
Comp-Att-Int	246-388-11	300-453-10
Average per pass	8.6	7.7
Average per catch	13.6	11.6
Average per game	257.2	268.2
TDs Passing	18	29
Total offense	5412	5265
Average per play	6.6	5.9
Average per game	416.3	405.0
Kick returns: #-Yards	19-368	27-503
Punt returns: #-Yards	18-132	9-76
Int returns: #-Yards	10-100	11-159
Fumbles-Lost	12-8	12-5
Penalties-Yards	68-580	78-659
Punts-Avg	42-48.2	49-46.7
Time of possession / game	27:57	32:03
3rd-down conversion	67/157	84/188
4rd-down conversion	14/29	22/30
PAT-attempts	(49-50) 98%	(48-48) 100%
2-point conversion-attempts	(0-0) 0%	(0-2) 0%

Interceptions

Player	no.	yds	avg	td	lg
Dadrion Taylor-Demerson	3	4	1.3	0	9
Eric Monroe	2	0	0.0	0	0
Colin Schooler	1	11	11.0	0	11
Adrian Frye	1	0	0.0	0	0
Riko Jeffers	1	13	13.0	1	13
Reggie Pearson	1	0	0.0	0	0
Marquis Waters	1	72	72.0	1	72
Total	10	100	10.0	2	72
Opponents	11	159	14.5	3	29

INDIVIDUAL STATISTICS

Field Goals									
Player	fg	pct.	01-19	20-29	30-39	40-49	50-99	lg	blk
Jonathan Garibay	15-16	93.8	0-0	6-6	5-5	3-3	1-2	62	0
Opponents	14-17	82.4	1-1	7-7	3-4	2-4	1-1	53	0

Scoring									
Player	td	fg	PAT						pts
			kick	rush	rcv	pass	dxp	saf	
Jonathan Garibay	-	15-16	49-50	-	-	-	-	-	94
SaRodorick Thompson	10	-	-	-	-	-	-	-	60
Tahj Brooks	7	-	-	-	-	-	-	-	42
Erik Ezukanma	6	-	-	-	-	-	-	-	36
Xavier White	4	-	-	-	-	-	-	-	24
Travis Koontz	4	-	-	-	-	-	-	-	24
Donovan Smith	3	-	-	-	-	-	-	-	18
Myles Price	3	-	-	-	-	-	-	-	18
Henry Colombi	2	-	-	-	-	-	-	-	12
J.J. Sparkman	2	-	-	-	-	-	-	-	12
Tyler Shough	2	-	-	-	-	-	-	-	12
Loic Fouonji	1	-	-	-	-	-	-	-	6
Kaylon Geiger	1	-	-	-	-	-	-	-	6
Marquis Waters	1	-	-	-	-	-	-	-	6
McLane Mannix	1	-	-	-	-	-	-	-	6
Trey Cleveland	1	-	-	-	-	-	-	-	6
Riko Jeffers	1	-	-	-	-	-	-	-	6
Mason Tharp	1	-	-	-	-	-	-	-	6
Total	50	15-16	49-50	0	0	0	0	0	394
Opponents	50	14-17	48-48	0	0	0	0	1	392

Score by Periods						
Team	1st	2nd	3rd	4th	OT	TOT
Texas Tech	90	109	103	92	0	394
Opponents	90	124	84	94	0	392

Punting									
Player	no.	yds	avg	lg	tb	fc	i20	50+	blk
Austin McNamara	42	2023	48.2	70	5	20	17	20	0
Total	42	2023	48.2	70	5	20	17	20	0
Opponents	49	2290	46.7	73	8	5	13	19	0

Punt Returns					
Player	no.	yds	avg	td	lg
Adrian Frye	12	74	6.2	0	39
McLane Mannix	4	21	5.3	0	15
Myles Price	2	37	18.5	0	27
Total	18	132	7.3	0	39
Opponents	9	76	8.4	0	43

Kick Returns					
Player	no.	yds	avg	td	lg
Chadarius Townsend	11	216	19.6	0	31
Kaylon Geiger	5	95	19.0	0	22
Henry Teeter	1	15	15.0	0	15
Tahj Brooks	1	21	21.0	0	21
Nehemiah Martinez	1	21	21.0	0	21
Total	19	368	19.4	0	31
Opponents	27	503	18.6	0	38

All Purpose								
Player	g	rush	rcv	pr	kr	ir	total	avg/g
Erik Ezukanma	11	138	705	0	0	0	843	76.6
Kaylon Geiger	13	98	533	0	95	0	726	55.8
Myles Price	12	83	523	37	0	0	643	53.6
Tahj Brooks	9	568	52	0	21	0	641	71.2
SaRodorick Thompson	11	500	113	0	0	0	613	55.7
Xavier White	13	310	133	0	0	0	443	34.1
Travis Koontz	12	0	306	0	0	0	306	25.5
Chadarius Townsend	5	65	0	0	216	0	281	56.2
Mason Tharp	12	0	198	0	0	0	198	16.5
Loic Fouonji	10	0	168	0	0	0	168	16.8
Dalton Rigdon	12	9	155	0	0	0	164	13.7
Donovan Smith	11	154	0	0	0	0	154	14.0
Trey Cleveland	13	0	141	0	0	0	141	10.8
McLane Mannix	11	17	101	21	0	0	139	12.6
Jerand Bradley	4	0	99	0	0	0	99	24.8
J.J. Sparkman	9	0	86	0	0	0	86	9.6
Adrian Frye	10	0	0	74	0	0	74	7.4
Marquis Waters	4	0	0	0	0	72	72	18.0
Henry Colombi	7	66	0	0	0	0	66	9.4
Nehemiah Martinez	11	19	0	0	21	0	40	3.6
Henry Teeter	12	0	14	0	15	0	29	2.4
Jed Castles	3	0	17	0	0	0	17	5.7
Cam'Ron Valdez	2	16	0	0	0	0	16	8.0
Behren Morton	2	15	0	0	0	0	15	7.5
Tyler Shough	4	14	0	0	0	0	14	3.5
Riko Jeffers	13	0	0	0	0	13	13	1.0
Colin Schooler	13	0	0	0	0	11	11	0.8
Dadrion Taylor-Demerson	12	0	0	0	0	4	4	0.3
Total	13	2068	3344	132	368	100	6012	462.5
Opponents	13	1778	3487	76	503	159	6003	461.8

Total Offense						
Player	g	plays	rush	pass	total	avg/g
Henry Colombi	7	185	66	1291	1357	193.9
Donovan Smith	11	195	154	1181	1335	121.4
Tyler Shough	4	108	14	872	886	221.5
Tahj Brooks	9	87	568	0	568	63.1
SaRodorick Thompson	11	107	500	0	500	45.5
Xavier White	13	68	310	0	310	23.8
Erik Ezukanma	11	10	138	0	138	12.5
Kaylon Geiger	13	14	98	0	98	7.5
Myles Price	12	14	83	0	83	6.9
Chadarius Townsend	5	10	65	0	65	13.0
Nehemiah Martinez	11	3	19	0	19	1.7
McLane Mannix	11	3	17	0	17	1.5
Cam'Ron Valdez	2	6	16	0	16	8.0
Behren Morton	2	5	15	0	15	7.5
Dalton Rigdon	12	1	9	0	9	0.8
Total	13	824	2068	3344	5412	416.3
Opponents	13	898	1778	3487	5265	405.0

## DEFENSIVE STATISTICS

## Team Defense

			Tackles				Sacks	Pass defense			Fumbles		blkd	
##	Player	gp	ua	a	tot	tfl/yds	no-yds	int-yds	brup	qbh	fr-yds	ff	kick	saf
17	Colin Schooler	13	71	35	106	7.5-23	2-7	1-11	5	10	1-9	3	.	.
11	Eric Monroe	13	44	39	83	3.5-11	.	2-0	3	1	.	1	.	.
6	Riko Jeffers	13	40	32	72	1.5-4	1-3	1-13	3	4	.	.	.	.
25	Dadrion Taylor-Demerson	12	41	21	62	0.5-0	.	3-4	10	.	.	.	.	.
22	Reggie Pearson	11	38	16	54	1-2	.	1-0	3	.	.	1	.	.
1	Krishon Merriweather	13	30	22	52	5.5-15	1-5	.	.	4	.	.	.	.
23	DaMarcus Fields	12	41	9	50	4-8	.	.	11	.	1-0	.	.	.
95	Jaylon Hutchings	13	22	25	47	6.5-36	3.5-27	.	.	4	.	.	.	.
12	Rayshad Williams	13	30	8	38	1.5-8	.	.	10	.	.	.	.	.
19	Tyree Wilson	13	26	12	38	13.5-76	7-58	.	1	5	.	.	.	.
90	Devin Drew	13	21	13	34	.	.	.	.	7	1-0	.	.	.
97	Tony Bradford Jr.	10	15	17	32	8-33	3.5-22	.	2	1	.	.	.	.
16	Jesiah Pierre	11	15	12	27	1-2	.	.	.	.	.	.	.	.
7	Adrian Frye	10	12	8	20	2-5	.	1-0	1	.	.	.	.	.
2	Brandon Bouyer-Randle	10	12	7	19	1-2	.	.	3	2	.	.	.	.
96	Philip Blidi	13	8	8	16	1.5-3	.	.	.	2	.	.	.	.
91	Nelson Mbanasor	9	4	7	11	1.5-2	.	.	1	2	.	.	.	.
20	Kosi Eldridge	10	6	4	10	0.5-0	.	.	.	.	.	1	.	.
9	Marquis Waters	4	5	4	9	1-1	.	1-72	.	.	.	.	.	.
32	Tyrique Matthews	13	6	3	9	0.5-1	.	.	.	.	1-0	1	.	.
8	Malik Dunlap	7	4	3	7	.	.	.	.	.	.	.	.	.
0	Seth Collins	11	4	2	6	.	.	.	.	.	.	.	.	.
24	Jacob Morgenstern	9	6	.	6	1-15	1-15	.	.	2	.	.	.	.
35	Patrick Curley	13	4	2	6	.	.	.	.	.	.	.	.	.
10	Cameron White	11	5	.	5	.	.	.	.	.	.	1	.	.
29	Nate Floyd	11	3	.	3	.	.	.	.	.	.	.	.	.
19	Loic Fouonji	10	3	.	3	.	.	.	.	.	.	.	.	.
86	Dalton Rigdon	12	2	1	3	.	.	.	.	.	.	.	.	.
33	Matthew Young	5	2	1	3	.	.	.	.	1	.	.	.	.
54	Bryce Ramirez	7	2	1	3	.	.	.	.	.	.	.	.	.
92	L.B. Moore	3	2	.	2	.	.	.	.	.	.	.	.	.
93	Troy Te'o	6	2	.	2	1-1	1-1	.	.	.	.	.	.	.
84	J.J. Sparkman	9	1	.	1	.	.	.	.	.	.	.	.	.
73	Dawson Deaton	11	1	.	1	.	.	.	.	.	.	.	.	.
50	Josh Burger	13	1	.	1	.	.	.	.	.	.	.	.	.
3	Kobee Minor	10	1	.	1	.	.	.	.	.	.	.	.	.
21	Cameron Watts	8	1	.	1	.	.	.	.	.	.	.	.	.
30	Jackson Knotts	13	1	.	1	.	.	.	.	.	.	.	.	.
10	Kaylon Geiger	13	1	.	1	.	.	.	.	.	.	.	.	.
48	Derrick Lewis II	9	1	.	1	.	.	.	.	.	.	.	.	.
13	Erik Ezukanma	11	1	.	1	.	.	.	.	.	.	.	.	.



## TEXAS TECH GAME-BY-GAME STATS

		Rushing				Receiving				Passing				Kick Returns				Punt Returns				tot		
Date	Opponent	no.	yds	td	lg	no.	yds	td	lg	cmp	att	int	yds	td	lg	no.	yds	td	lg	no.	yds	td	lg	off
09/04/2021	vs Houston	28	145	3	44	17	231	1	50	17-24-0	231	1	50	2	28	0	21	2	16	0	15		376	
09/11/2021	SFA	28	190	3	67	12	174	1	75	12-22-2	174	1	75	3	62	0	23	1	-8	0	0		364	
09/18/2021	FIU	37	177	2	19	27	407	4	59	27-37-0	407	4	59	0	0	0	0	5	37	0	17		584	
09/25/2021	at Texas	33	128	2	26	27	392	3	75	27-35-2	392	3	75	1	31	0	31	0	0	0	0		520	
10/02/2021	at West Virginia	30	80	2	16	23	266	0	46	23-35-1	266	0	46	5	95	0	21	0	0	0	0		346	
10/09/2021	TCU	37	214	4	24	23	344	0	75	23-41-1	344	0	75	1	19	0	19	0	0	0	0		558	
10/16/2021	at Kansas	42	244	4	25	18	194	1	47	18-25-1	194	1	47	0	0	0	0	1	13	0	13		438	
10/23/2021	Kansas St.	37	170	3	45	10	148	0	48	10-19-1	148	0	48	1	21	0	21	1	27	0	27		318	
10/30/2021	at Oklahoma	32	104	1	16	24	269	2	23	24-34-2	269	2	23	4	70	0	21	0	0	0	0		373	
11/13/2021	Iowa St.	34	207	2	51	25	322	3	39	25-33-1	322	3	39	0	0	0	0	2	39	0	39		529	
11/20/2021	Oklahoma St.	26	25	0	17	10	83	0	25	10-31-0	83	0	25	2	42	0	22	2	3	0	2		108	
11/27/2021	at Baylor	28	124	1	24	15	262	2	75	15-24-0	262	2	75	0	0	0	0	2	2	0	2		386	
12/28/2021	vs Mississippi St.	44	260	3	33	15	252	1	52	15-28-0	252	1	52	0	0	0	0	2	3	0	5		512	
Texas Tech		436	2068	30	67	246	3344	18	75	246-388-11	3344	18	75	19	368	0	31	18	132	0	39		5412	
Opponents		445	1778	18	75	300	3487	29	69	300-453-10	3487	29	69	27	503	0	38	9	76	0	43		5265	

## Texas Tech Averages

Games	Avg/ rush	Avg/ catch	Pass effic	KR avg	PR avg	All purpose avg/game	Total offense avg/game
13	4.7	13.6	145.4	19.4	7.3	462.5	416.3

Date	Opponent	ua	Tackles			Sacks no-yds	Fumble		Pass Defense			blkd kick	PAT attempts			off		
			a	total	tfl-yds		ff	fr-yds	int-yds	qbh	brup		kick	rush	rcv	saf	t/o	pts
09/04/2021	vs Houston	53	18	71	11.0-47	4-31	1	0-0	4-13	0	4	0	5-5	0	0	0	17	38
09/11/2021	SFA	51	34	85	8.0-23	2-11	0	0-0	0-0	10	7	0	4-4	0	0	0	0	28
09/18/2021	FIU	32	14	46	3.0-19	2-16	0	0-0	1-72	8	5	0	6-7	0	0	0	7	54
09/25/2021	at Texas	40	42	82	3.0-10	1-8	0	0-0	1-0	0	2	0	5-5	0	0	0	0	35
10/02/2021	at West Virginia	44	22	66	2.0-14	2-14	1	1-0	0-0	2	1	0	2-2	0	0	0	7	23
10/09/2021	TCU	33	32	65	6.0-18	0-0	1	0-0	0-0	1	0	0	4-4	0	0	0	0	31
10/16/2021	at Kansas	42	6	48	4.0-8	0-0	1	0-0	1-9	3	7	0	5-5	0	0	0	3	41
10/23/2021	Kansas St.	38	20	58	5.0-17	2-14	2	2-9	0-0	3	3	0	3-3	0	0	0	7	24
10/30/2021	at Oklahoma	28	30	58	1.0-6	1-6	1	0-0	0-0	3	1	0	3-3	0	0	0	0	21
11/13/2021	Iowa St.	41	20	61	5.0-20	1-4	0	0-0	2-6	1	4	0	5-5	0	0	0	7	41
11/20/2021	Oklahoma St.	45	30	75	5.0-16	0-0	0	0-0	0-0	4	8	0	0-0	0	0	0	0	0
11/27/2021	at Baylor	46	36	82	4.0-13	1-3	0	0-0	0-0	8	4	0	3-3	0	0	0	0	24
12/28/2021	vs Mississippi St.	46	8	54	7.0-37	4-31	1	2-0	1-0	2	7	0	4-4	0	0	0	10	34
Texas Tech		539	312	851	64.0-248	20-138	8	5-9	10-100	45	53	0	49-50	0	0	0	58	394
Opponents		499	268	767	68.0-261	25-154	8	8-0	11-159	23	42	0	48-48	0	0	1	81	392

Date	Opponent	Punting										Field Goals			Kickoffs			
		no.	yds	avg	long	blkd	tb	fc	50+	i20	md-att	long	blkd	no.	yds	avg	tb	ob
09/04/2021	vs Houston	5	230	46.0	54	0	1	2	2	1	1-1	34	0	7	455	65.0	4	0
09/11/2021	SFA	4	181	45.3	47	0	0	3	0	2	0-0	0	0	5	335	67.0	3	0
09/18/2021	FIU	3	128	42.7	50	0	0	3	1	2	2-2	28	0	10	626	62.6	6	0
09/25/2021	at Texas	2	93	46.5	48	0	1	0	0	0	0-0	0	0	6	370	61.7	4	0
10/02/2021	at West Virginia	3	138	46.0	52	0	0	1	2	2	3-3	33	0	5	309	61.8	2	0
10/09/2021	TCU	2	99	49.5	55	0	0	0	1	0	1-1	38	0	5	325	65.0	5	0
10/16/2021	at Kansas	0	0	0.0	0	0	0	0	0	0	2-2	48	0	8	518	64.8	7	0
10/23/2021	Kansas St.	2	82	41.0	50	0	1	1	1	0	1-1	27	0	5	327	65.4	2	0
10/30/2021	at Oklahoma	3	142	47.3	50	0	0	2	1	2	0-0	0	0	4	254	63.5	2	0
11/13/2021	Iowa St.	2	95	47.5	53	0	0	1	1	0	2-2	62	0	6	381	63.5	5	0
11/20/2021	Oklahoma St.	9	508	56.4	70	0	2	5	8	4	0-0	0	0	1	65	65.0	1	0
11/27/2021	at Baylor	3	143	47.7	55	0	0	2	1	2	1-2	46	0	5	283	56.6	1	0

# OPPONENTS GAME-BY-GAME STATS

Date	Opponent	Rushing				Receiving				Passing				Kick Returns				Punt Returns				tot off
		no.	yds	td	lg	no.	yds	td	lg	cmp-att-int	yds	td	lg	no.	yds	td	lg	no.	yds	td	lg	
09/04/2021	vs Houston	35	77	1	32	27	174	2	24	27-38-4	174	2	24	3	66	0	33	2	13	0	9	251
09/11/2021	SFA	30	31	0	10	38	343	1	44	38-58-0	343	1	44	2	41	0	21	1	-4	0	0	374
09/18/2021	FIU	29	55	1	13	13	191	2	69	13-29-1	191	2	69	3	70	0	38	0	0	0	0	246
09/25/2021	at Texas	52	336	4	33	18	303	5	62	18-23-1	303	5	62	2	9	0	13	1	43	0	43	639
10/02/2021	at West Virginia	27	94	1	16	26	330	1	55	26-35-0	330	1	55	3	36	0	18	1	7	0	7	424
10/09/2021	TCU	47	394	5	75	8	104	1	42	8-10-0	104	1	42	0	0	0	0	1	8	0	8	498
10/16/2021	at Kansas	33	145	0	22	15	128	2	15	15-28-1	128	2	15	1	26	0	26	0	0	0	0	273
10/23/2021	Kansas St.	29	71	2	12	24	306	1	32	24-30-0	306	1	32	3	67	0	26	0	0	0	0	377
10/30/2021	at Oklahoma	20	72	0	12	28	469	7	67	28-35-0	469	7	67	1	20	0	20	0	0	0	0	541
11/13/2021	Iowa St.	25	81	2	18	32	356	3	43	32-42-2	356	3	43	1	30	0	30	0	0	0	0	437
11/20/2021	Oklahoma St.	48	188	1	16	19	239	1	38	19-38-0	239	1	38	0	0	0	0	0	0	0	0	427
11/27/2021	at Baylor	50	180	1	17	20	254	2	61	20-34-0	254	2	61	4	64	0	26	0	0	0	0	434
12/28/2021	vs Mississippi St.	20	54	0	30	32	290	1	28	32-53-1	290	1	28	4	74	0	22	3	9	0	8	344
<b>Opponents</b>		<b>445</b>	<b>1778</b>	<b>18</b>	<b>75</b>	<b>300</b>	<b>3487</b>	<b>29</b>	<b>69</b>	<b>300-453-10</b>	<b>3487</b>	<b>29</b>	<b>69</b>	<b>27</b>	<b>503</b>	<b>0</b>	<b>38</b>	<b>9</b>	<b>76</b>	<b>0</b>	<b>43</b>	<b>5265</b>
<b>Texas Tech</b>		<b>436</b>	<b>2068</b>	<b>30</b>	<b>67</b>	<b>246</b>	<b>3344</b>	<b>18</b>	<b>75</b>	<b>246-388-11</b>	<b>3344</b>	<b>18</b>	<b>75</b>	<b>19</b>	<b>368</b>	<b>0</b>	<b>31</b>	<b>18</b>	<b>132</b>	<b>0</b>	<b>39</b>	<b>5412</b>

## Opponents Averages

Games	Avg/ rush	Avg/ catch	Pass effc	KR avg	PR avg	All purpose avg/game	Total offense avg/game
13	4.0	11.6	147.6	18.6	8.4	461.8	405.0

Date	Opponent	Tackles				Sacks	Fumble		Pass Defense			blkd	PAT attempts			off		
		ua	a	total	tfl-yds	no-yds	ff	fr-yds	int-yds	qbh	brup	kick	kick	rush	rcv	saf	t/o	pts
09/04/2021	vs Houston	37	14	51	4.0-24	3-23	1	1-0	0-0	4	2	0	3-3	0	0	0	0	21
09/11/2021	SFA	24	24	48	3.0-20	1-8	1	2-0	2-18	1	2	0	1-1	0	0	0	16	22
09/18/2021	FIU	46	20	66	1.0-5	0-0	0	0-0	0-0	0	3	0	3-3	0	0	0	0	21
09/25/2021	at Texas	35	32	67	6.0-25	2-17	0	0-0	2-42	2	0	0	10-10	0	0	0	7	70
10/02/2021	at West Virginia	42	20	62	8.0-31	3-17	0	0-0	1-1	2	2	0	2-2	0	0	0	0	20
10/09/2021	TCU	52	10	62	2.0-9	1-7	0	0-0	1-29	1	6	0	7-7	0	0	0	7	52
10/16/2021	at Kansas	46	16	62	4.0-7	1-1	1	1-0	1-22	0	4	0	2-2	0	0	0	7	14
10/23/2021	Kansas St.	38	12	50	7.0-26	3-16	0	0-0	1-10	2	1	0	2-2	0	0	1	3	25
10/30/2021	at Oklahoma	33	46	79	7.0-19	1-5	2	1-0	2-23	0	5	0	7-7	0	0	0	21	52
11/13/2021	Iowa St.	44	20	64	4.0-18	1-11	0	0-0	1-14	0	4	0	5-5	0	0	0	7	38
11/20/2021	Oklahoma St.	31	16	47	13.0-41	6-26	1	1-0	0-0	1	8	0	2-2	0	0	0	3	23
11/27/2021	at Baylor	24	24	48	6.0-26	2-17	2	2-0	0-0	5	2	0	3-3	0	0	0	10	27
12/28/2021	vs Mississippi St.	47	14	61	3.0-10	1-6	0	0-0	0-0	5	3	0	1-1	0	0	0	0	7
Opponents		499	268	767	68.0-261	25-154	8	8-0	11-159	23	42	0	48-48	0	0	1	81	392
Texas Tech		539	312	851	64.0-248	20-138	8	5-9	10-100	45	53	0	49-50	0	0	0	58	394

Date	Opponent	Punting										Field Goals			Kickoffs			
		no.	yds	avg	long	blkd	tb	fc	50+	i20	md-att	long	blkd	no.	yds	avg	tb	ob
09/04/2021	vs Houston	6	298	49.7	55	0	1	0	4	1	0-0	0	0	4	183	45.8	1	0
09/11/2021	SFA	4	210	52.5	73	0	1	0	1	2	3-3	46	0	6	361	60.2	3	0
09/18/2021	FIU	8	400	50.0	68	0	1	0	4	0	0-1	0	0	4	260	65.0	4	0
09/25/2021	at Texas	0	0	0.0	0	0	0	0	0	0	0-0	0	0	11	711	64.6	8	0
10/02/2021	at West Virginia	2	74	37.0	45	0	0	0	0	0	2-2	36	0	5	310	62.0	0	0
10/09/2021	TCU	3	137	45.7	52	0	1	1	1	0	1-1	48	0	9	600	66.7	8	0
10/16/2021	at Kansas	4	129	32.3	37	0	0	1	0	1	0-1	0	0	3	192	64.0	2	0
10/23/2021	Kansas St.	3	167	55.7	63	0	1	0	3	1	1-1	24	0	5	341	68.2	4	0
10/30/2021	at Oklahoma	1	33	33.0	33	0	0	0	0	0	1-1	53	0	9	551	61.2	4	0
11/13/2021	Iowa St.	3	143	47.7	50	0	0	0	2	1	1-1	29	0	7	455	65.0	7	0
11/20/2021	Oklahoma St.	7	322	46.0	50	0	2	3	1	2	3-3	33	0	6	385	64.2	4	0
11/27/2021	at Baylor	3	165	55.0	64	0	1	0	2	1	2-3	28	0	6	390	65.0	6	0

# GAME-BY-GAME INDIVIDUAL STATS | OFFENSE

#7 Donovan Smith	Comp	Att	Int	Pct	Yards	TD	Long	Sacked	Effic.
Kansas	4	5	0	80.0	70	0	47	0-0	197.6
Oklahoma	17	22	1	77.3	192	1	23	1-5	156.5
Iowa St.	25	32	1	78.1	322	3	39	1-11	187.3
Oklahoma St.	9	28	0	32.1	83	0	25	5-24	57.0
Baylor	15	23	0	65.2	262	2	75	2-17	189.6
Mississippi St.	15	28	0	53.6	252	1	52	1-6	141.0
<b>Totals</b>	<b>85</b>	<b>138</b>	<b>2</b>	<b>61.6</b>	<b>1181</b>	<b>7</b>	<b>75</b>	<b>10-63</b>	<b>147.3</b>

#12 Tyler Shough	Comp	Att	Int	Pct	Yards	TD	Long	Sacked	Effic.
Houston	17	24	0	70.8	231	1	50	3-23	165.4
SFA	12	22	2	54.5	174	1	75	1-8	117.8
FIU	26	35	0	74.3	399	4	59	0-0	207.8
Texas	9	11	1	81.8	68	0	18	0-0	115.6
<b>Totals</b>	<b>64</b>	<b>92</b>	<b>3</b>	<b>69.6</b>	<b>872</b>	<b>6</b>	<b>75</b>	<b>4-31</b>	<b>164.2</b>

## Rushing

Player	No-Yds/TD	UH	SFA	FIU	UT	WVU	TCU	KU	KState	OU	IowaSt	OSU	Baylor	MSU
SaRodorick Thompson	107-500/10	DNP	DNP	4-11/1	16-54/0	12-48/2	18-118/3	13-83/0	10-19/2	5-13/0	9-45/1	5-12/0	1-17/0	14-80/1
Tahj Brooks	87-568/7	15-134/2	11-103/2	9-47/0	DNP	DNP	DNP	DNP	4-33/0	6-23/0	9-80/1	3-1/0	14-40/1	16-107/1
Xavier White	68-310/3	4-4/0	7-88/1	7-36/0	7-20/0	4-7/0	9-51/1	6-23/0	3-9/0	10-42/1	-	3-3/0	4-17/0	4-10/0
Donovan Smith	57-154/3	DNP	DNP	-	2-6/1	2-14/0	-	6-37/1	5-15/0	7-22/0	14-50/0	11-16/0	5-4/0	5-30/1
Henry Colombi	36-66/2	DNP	DNP	2-22/1	4-3/0	6-16/0	7-5/0	6-35/1	10-17/0	1-0/0	DNP	DNP	DNP	DNP
Tyler Shough	16-14/2	6-2/1	6-6/0	3-4/0	1-6/1	DNP	DNP	DNP	DNP	DNP	DNP	DNP	DNP	DNP
Myles Price	14-83/1	2-8/0	2-5/0	-	1-9/0	1-14/0	1-15/0	3-25/1	2-2/0	-	-	-	DNP	2-15/0
Kaylon Geiger	12-98/0	1-1/0	-	-	-	1-1/0	-	2-15/0	1-30/0	1-4/0	-	1-10/0	2-29/0	3-18/0
Erik Ezukanma	10-138/2	-	-	-	-	DNP	1-16/0	2-13/1	2-45/1	2-8/0	2-32/0	-	1-24/0	DNP
Chadarius Townsend	10-65/0	-	-	5-28/0	2-30/0	3-7/0	DNP	DNP	DNP	DNP	DNP	DNP	DNP	DNP
Cam'Ron Valdez	6-16/0	DNP	DNP	5-20/0	DNP	DNP	DNP	1-4/0	DNP	DNP	DNP	DNP	DNP	DNP
Nehemiah Martinez	3-19/0	DNP	DNP	2-9/0	-	-	-	1-10/0	-	-	-	-	-	-
McLane Mannix	3-17/0	-	-	DNP	-	1-7/0	-	1-9/0	-	-	-	-	1-1/0	DNP
Behren Morton	2-15/0	DNP	DNP	DNP	DNP	DNP	DNP	-	DNP	DNP	DNP	2-15/0	DNP	DNP
Dalton Rigdon	1-9/0	-	-	-	-	-	1-9/0	-	-	-	-	-	DNP	-
Henry Teeter	1-0/0	-	-	-	-	-	-	-	-	-	DNP	1-0/0	-	-

## Receiving

Player	No-Yds/TD	UH	SFA	FIU	UT	WVU	TCU	KU	KState	OU	IowaSt	OSU	Baylor	MSU
Erik Ezukanma	48-705/4	7-179/0	6-143/1	3-28/0	7-56/0	DNP	3-23/0	5-76/0	1-3/0	8-123/1	4-54/2	2-6/0	2-14/0	DNP
Kaylon Geiger	43-533/1	3-11/0	-	6-121/0	5-100/1	6-79/0	5-85/0	3-37/0	2-0/0	2-22/0	3-14/0	2-11/0	2-44/0	4-9/0
Myles Price	38-523/2	-	2-14/0	2-19/0	5-75/1	2-8/0	2-41/0	2-20/0	4-64/0	6-36/0	9-175/1	1-1/0	DNP	3-72/0
Travis Koontz	21-306/4	4-28/0	-	6-53/2	-	1-7/0	-	1-2/1	1-48/0	1-10/0	-	DNP	5-117/1	2-41/0
Xavier White	18-133/1	1-3/1	2-8/0	1-4/0	1-4/0	2-20/0	3-26/0	-	1-12/0	-	3-14/0	-	3-23/0	1-19/0
Mason Tharp	14-198/1	-	-	3-61/1	1-7/0	-	2-22/0	3-38/0	-	2-31/0	DNP	3-39/0	-	-
Dalton Rigdon	12-155/0	1-4/0	-	1-59/0	3-47/0	3-16/0	2-18/0	1-6/0	-	1-5/0	-	-	DNP	-
Trey Cleveland	11-141/1	1-6/0	-	2-36/1	2-18/0	1-17/0	3-36/0	-	-	-	1-10/0	-	-	1-18/0
Loic Fouonji	8-168/1	-	-	1-12/0	2-78/1	2-50/0	1-14/0	2-14/0	-	-	DNP	-	DNP	DNP
J.J. Sparkman	7-86/2	-	-	1-9/0	-	DNP	DNP	DNP	-	3-37/1	1-11/0	DNP	-	2-29/1
SaRodorick Thompson	6-113/0	DNP	DNP	-	-	1-6/0	2-79/0	1-1/0	1-21/0	-	1-6/0	-	-	-
McLane Mannix	6-101/1	-	1-2/0	DNP	-	2-26/0	-	-	-	-	-	1-16/0	2-57/1	DNP
Tahj Brooks	6-52/0	-	1-7/0	-	DNP	DNP	DNP	DNP	-	1-5/0	2-21/0	1-12/0	1-7/0	-
Jerand Bradley	5-99/0	DNP	DNP	1-5/0	DNP	2-30/0	-	DNP	DNP	DNP	DNP	DNP	DNP	2-64/0
Henry Teeter	2-14/0	-	-	-	1-7/0	1-7/0	-	-	-	-	DNP	-	-	-
Jed Castles	1-17/0	DNP	DNP	-	DNP	DNP	DNP	-	DNP	DNP	1-17/0	DNP	DNP	DNP



# GAME-BY-GAME TACKLES

## Total Tackles

Player	S-A	Total	UH	SFA	FIU	UT	WVU	TCU	KU	KState	OU	IowaSt	OSU	Baylor	MSU
Colin Schooler	71-35	106	8-2	5-1	4-0	3-6	9-6	4-3	5-0	4-1	2-5	4-2	9-4	6-4	8-1
Eric Monroe	44-39	83	3-2	3-2	1-0	4-4	4-2	2-3	2-1	5-6	4-4	5-2	3-5	5-8	3-0
Riko Jeffers	40-32	72	4-0	5-1	1-2	2-5	5-4	3-3	4-2	3-2	0-5	3-1	3-2	4-3	3-2
Dadrion Taylor-Demerson	41-21	62	DNP	3-4	-	3-2	3-0	5-1	2-1	3-3	4-4	4-1	5-2	5-3	4-0
Reggie Pearson	38-16	54	4-4	5-2	1-0	3-3	2-0	DNP	1-0	3-1	DNP	4-3	3-1	9-2	3-0
Krishon Merriweather	30-22	52	5-2	2-2	2-0	3-2	1-1	1-3	3-1	4-2	0-2	4-1	2-1	1-4	2-1
DaMarcus Fields	41-9	50	4-0	5-4	1-0	2-0	DNP	2-0	3-0	4-3	6-2	6-0	-	5-0	3-0
Jaylon Hutchings	22-25	47	1-1	3-2	1-2	0-2	2-2	1-6	2-0	3-0	0-1	2-2	2-2	2-5	3-0
Rayshad Williams	30-8	38	2-0	2-1	2-2	2-0	2-0	1-0	-	2-1	2-1	3-1	6-1	1-1	5-0
Tyree Wilson	26-12	38	1-0	2-0	0-1	3-1	3-0	2-4	3-0	3-0	1-2	1-2	3-1	0-1	4-0
Devin Drew	21-13	34	4-1	1-0	2-1	1-3	1-0	1-1	3-1	-	1-1	2-1	2-1	2-1	1-2
Tony Bradford Jr.	15-17	32	1-0	1-3	1-1	0-1	2-3	3-2	DNP	DNP	DNP	0-2	2-3	4-2	1-0
Jesiah Pierre	15-12	27	3-2	0-2	3-1	2-0	1-2	3-3	-	-	2-0	DNP	1-2	-	DNP
Adrian Frye	12-8	20	1-1	2-2	1-0	4-2	3-2	1-1	DNP	DNP	DNP	-	-	-	-
Brandon Bouyer-Randle	12-7	19	2-2	2-1	2-2	2-2	-	-	3-0	1-0	-	-	DNP	DNP	DNP
Philip Blidi	8-8	16	1-0	2-1	1-0	1-2	-	-	-	-	-	0-1	2-4	-	1-0
Nelson Mbanasor	4-7	11	-	1-2	-	0-3	-	2-2	-	-	1-0	DNP	DNP	DNP	DNP
Kosi Eldridge	6-4	10	1-1	-	-	0-2	1-0	DNP	DNP	DNP	2-0	1-1	-	-	1-0
Tyrique Matthews	6-3	9	1-0	-	0-1	2-1	1-0	-	-	1-0	-	-	-	1-0	0-1
Marquis Waters	5-4	9	1-0	3-3	1-0	0-1	DNP	DNP	DNP	DNP	DNP	DNP	DNP	DNP	DNP
Malik Dunlap	4-3	7	2-0	0-1	1-0	DNP	DNP	DNP	-	-	0-2	1-0	DNP	DNP	DNP
Jacob Morgenstern	6-0	6	1-0	-	3-0	-	-	-	2-0	DNP	DNP	DNP	-	-	DNP
Patrick Curley	4-2	6	-	1-0	-	-	-	-	1-0	-	0-1	-	-	0-1	2-0
Seth Collins	4-2	6	-	1-0	-	1-0	-	-	1-0	-	DNP	DNP	-	0-1	1-1
Cameron White	5-0	5	-	1-0	-	DNP	DNP	1-0	2-0	-	1-0	-	-	-	-
Nate Floyd	3-0	3	-	-	-	DNP	1-0	-	2-0	DNP	-	-	-	-	-
Loic Fouonji	3-0	3	-	-	-	-	2-0	-	-	-	1-0	DNP	-	DNP	DNP
Bryce Ramirez	2-1	3	DNP	DNP	DNP	DNP	DNP	DNP	-	1-1	-	-	-	-	1-0
Dalton Rigdon	2-1	3	1-0	-	1-1	-	-	-	-	-	-	-	-	DNP	-
Matthew Young	2-1	3	DNP	DNP	DNP	DNP	DNP	DNP	-	DNP	-	DNP	2-1	-	-
L.B. Moore	2-0	2	DNP	DNP	-	DNP	DNP	DNP	2-0	DNP	-	DNP	DNP	DNP	DNP
Troy Te'o	2-0	2	-	-	1-0	1-0	-	-	DNP	DNP	DNP	DNP	DNP	DNP	DNP
Josh Burger	1-0	1	-	-	-	-	-	-	-	-	1-0	-	-	-	-
Dawson Deaton	1-0	1	-	-	-	-	DNP	-	DNP	-	-	1-0	-	-	-
J.J. Sparkman	1-0	1	-	-	-	-	DNP	DNP	DNP	-	-	-	DNP	1-0	-
Derrick Lewis II	1-0	1	1-0	-	-	-	-	-	-	DNP	DNP	-	DNP	DNP	-
Kobee Minor	1-0	1	-	DNP	-	DNP	DNP	-	1-0	-	-	-	-	-	-
Jackson Knotts	1-0	1	1-0	-	-	-	-	-	-	-	-	-	-	-	-
Cameron Watts	1-0	1	DNP	DNP	-	DNP	1-0	DNP	-	-	-	DNP	-	-	-
Kaylon Geiger	1-0	1	-	-	-	1-0	-	-	-	-	-	-	-	-	-
Erik Ezukanma	1-0	1	-	-	-	-	DNP	-	-	1-0	-	-	-	-	DNP

# GAME-BY-GAME INDIVIDUAL STATS | DEFENSE

## TACKLES FOR LOSS

Player	UA-A	Total	UH	SFA	FIU	UT	WVU	TCU	KU	KState	OU	IowaSt	OSU	Baylor	MSU
Tyree Wilson	13-1	13.5	1.0-10	2.0-2	-	1.0-8	-	1.0-6	2.0-3	2.0-14	1.0-6	-	1.5-7	-	2.0-20
Tony Bradford Jr.	7-2	8.0	1.0-7	1.5-4	-	-	-	2.0-3	DNP	DNP	DNP	0.5-2	1.0-4	1.0-3	1.0-10
Colin Schooler	7-1	7.5	2.0-7	-	-	-	1.0-6	1.0-5	-	-	-	1.0-2	0.5-1	-	2.0-2
Jaylon Hutchings	5-3	6.5	1.0-11	2.0-9	-	-	1.0-8	0.5-2	-	-	-	1.5-6	-	0.5-0	-
Krishon Merriweather	5-1	5.5	1.5-2	1.0-5	-	-	-	-	-	1.0-1	-	1.0-3	-	-	1.0-4
DaMarcus Fields	4-0	4.0	1.0-3	-	-	-	DNP	-	1.0-3	1.0-1	-	-	-	-	1.0-1
Eric Monroe	2-3	3.5	-	-	-	0.5-0	-	-	-	-	-	-	0.5-1	2.5-10	-
Adrian Frye	2-0	2.0	1.0-2	-	1.0-3	-	-	-	DNP	DNP	DNP	-	-	-	-
Rayshad Williams	1-1	1.5	-	-	-	-	-	-	-	0.5-1	-	1.0-7	-	-	-
Riko Jeffers	1-1	1.5	1.0-3	-	-	-	-	0.5-1	-	-	-	-	-	-	-
Philip Blidi	1-1	1.5	-	-	-	-	-	-	-	-	-	-	1.5-3	-	-
Nelson Mbanasor	0-3	1.5	-	0.5-1	-	0.5-1	-	0.5-0	-	-	-	DNP	DNP	DNP	DNP
Marquis Waters	1-0	1.0	1.0-1	-	-	-	DNP	DNP	DNP	DNP	DNP	DNP	DNP	DNP	DNP
Brandon Bouyer-Randle	1-0	1.0	-	-	-	-	-	-	1.0-2	-	-	-	DNP	DNP	DNP
Reggie Pearson	1-0	1.0	-	1.0-2	-	-	-	DNP	-	-	DNP	-	-	-	-
Jacob Morgenstern	1-0	1.0	-	-	1.0-15	-	-	-	-	DNP	DNP	DNP	-	-	DNP
Troy Te'o	1-0	1.0	-	-	1.0-1	-	-	-	DNP	DNP	DNP	DNP	DNP	DNP	DNP
Jesiah Pierre	0-2	1.0	0.5-1	-	-	-	-	0.5-1	-	-	-	DNP	-	-	DNP
Dadrion Taylor-Demerson	0-1	0.5	DNP	-	-	-	-	-	-	0.5-0	-	-	-	-	-
Tyrique Matthews	0-1	0.5	-	-	-	0.5-1	-	-	-	-	-	-	-	-	-
Kosi Eldridge	0-1	0.5	-	-	-	0.5-0	-	DNP	DNP	DNP	-	-	-	-	-

## SACKS

Player	UA-A	Total	UH	SFA	FIU	UT	WVU	TCU	KU	KState	OU	IowaSt	OSU	Baylor	MSU
Tyree Wilson	7-0	7	1-10	-	-	1-8	-	-	-	2-14	1-6	-	-	-	2-20
Jaylon Hutchings	3-1	3.5	1-11	1-6	-	-	1-8	-	-	-	-	0.5-2	-	-	-
Tony Bradford Jr.	3-1	3.5	1-7	-	-	-	-	-	DNP	DNP	DNP	0.5-2	-	1-3	1-10
Colin Schooler	2-0	2	-	-	-	-	1-6	-	-	-	-	-	-	-	1-1
Krishon Merriweather	1-0	1	-	1-5	-	-	-	-	-	-	-	-	-	-	-
Riko Jeffers	1-0	1	1-3	-	-	-	-	-	-	-	-	-	-	-	-
Jacob Morgenstern	1-0	1	-	-	1-15	-	-	-	-	DNP	DNP	DNP	-	-	DNP
Troy Te'o	1-0	1	-	-	1-1	-	-	-	DNP	DNP	DNP	DNP	DNP	DNP	DNP

## Fumbles Forced

Player	Number	UH	SFA	FIU	UT	WVU	TCU	KU	KState	OU	IowaSt	OSU	Baylor	MSU
Colin Schooler	3	-	-	-	-	1	-	1	1	-	-	-	-	-
Cameron White	1	-	-	-	DNP	DNP	-	-	-	1	-	-	-	-
Eric Monroe	1	-	-	-	-	-	1	-	-	-	-	-	-	-
Kosi Eldridge	1	-	-	-	-	-	DNP	DNP	DNP	-	-	-	-	1
Reggie Pearson	1	1	-	-	-	-	DNP	-	-	DNP	-	-	-	-
Tyrique Matthews	1	-	-	-	-	-	-	-	1	-	-	-	-	-

## Fumbles Recovered

Player	Number	UH	SFA	FIU	UT	WVU	TCU	KU	KState	OU	IowaSt	OSU	Baylor	MSU
McLane Mannix	1	-	-	DNP	-	-	-	-	1	-	-	-	-	DNP
Colin Schooler	1	-	-	-	-	-	-	-	1	-	-	-	-	-
DaMarcus Fields	1	-	-	-	-	DNP	-	-	-	-	-	-	1	-
Tyrique Matthews	1	-	-	-	-	-	-	-	-	-	-	-	1	-
Devin Drew	1	-	-	-	-	1	-	-	-	-	-	-	-	-

# TEXAS TECH GAME HIGHS

## Texas Tech - Game Highs

RUSHES	44	vs Mississippi St. (N) (12/28/2021)
YARDS RUSHING	260	vs Mississippi St. (N) (12/28/2021)
YARDS PER RUSH	6.8	SFA (09/11/2021)
TD RUSHES	4	at Kansas (10/16/2021)
	4	TCU (10/09/2021)
PASS ATTEMPTS	41	TCU (10/09/2021)
PASS COMPLETIONS	27	FIU (09/18/2021)
	27	at Texas (09/25/2021)
YARDS PASSING	407	FIU (09/18/2021)
YARDS PER PASS	11.2	at Texas (09/25/2021)
TD PASSES	4	FIU (09/18/2021)
TOTAL PLAYS	78	TCU (10/09/2021)
TOTAL OFFENSE	584	FIU (09/18/2021)
YARDS PER PLAY	7.9	Iowa St. (11/13/2021)
POINTS	54	FIU (09/18/2021)
SACKS BY	4	vs Houston (N) (09/04/2021)
	4	vs Mississippi St. (N) (12/28/2021)
FIRST DOWNS	31	FIU (09/18/2021)
PENALTIES	9	FIU (09/18/2021)
PENALTY YARDS	75	FIU (09/18/2021)
TURNOVERS	4	SFA (09/11/2021)
PUNTS	9	Oklahoma St. (11/20/2021)
PUNTING AVG	56.4	Oklahoma St. (11/20/2021)
LONG PUNT	70	Oklahoma St. (11/20/2021)
PUNTS INSIDE 20	4	Oklahoma St. (11/20/2021)
LONG PUNT RETURN	39	Iowa St. (11/13/2021)

## Texas Tech - Individual Game Highs

RUSHES	18	SaRodorick Thompson vs TCU (10/09/2021)
YARDS RUSHING	134	Tahj Brooks vs Houston (N) (09/04/2021)
TD RUSHES	3	SaRodorick Thompson vs TCU (10/09/2021)
LONG RUSH	67	Tahj Brooks vs SFA (09/11/2021)
PASS ATTEMPTS	41	Henry Colombi vs TCU (10/09/2021)
PASS COMPLETIONS	26	Tyler Shough vs FIU (09/18/2021)
YARDS PASSING	399	Tyler Shough vs FIU (09/18/2021)
TD PASSES	4	Tyler Shough vs FIU (09/18/2021)
LONG PASS	75	Donovan Smith at Baylor (11/27/2021)
	75	Henry Colombi vs TCU (10/09/2021)
	75	Henry Colombi at Texas (09/25/2021)
	75	Tyler Shough vs SFA (09/11/2021)
RECEPTIONS	9	Myles Price vs Iowa St. (11/13/2021)
YARDS RECEIVING	179	Erik Ezukanma vs Houston (N) (09/04/2021)
TD RECEPTIONS	2	Erik Ezukanma vs Iowa St. (11/13/2021)
	2	Travis Koontz vs FIU (09/18/2021)
LONG RECEPTION	75	Travis Koontz at Baylor (11/27/2021)
	75	SaRodorick Thompson vs TCU (10/09/2021)
	75	Kaylon Geiger at Texas (09/25/2021)
	75	Erik Ezukanma vs SFA (09/11/2021)
PUNTS	9	Austin McNamara vs Oklahoma St. (11/20/2021)
PUNTING AVG	56.4	Austin McNamara vs Oklahoma St. (11/20/2021)
LONG PUNT	70	Austin McNamara vs Oklahoma St. (11/20/2021)
PUNTS INSIDE 20	4	Austin McNamara vs Oklahoma St. (11/20/2021)
LONG PUNT RETURN	39	Adrian Frye vs Iowa St. (11/13/2021)
LONG KICKOFF RETURN	31	Chadarius Townsend at Texas (09/25/2021)
TACKLES	15	Colin Schooler at West Virginia (10/02/2021)
SACKS	2	Tyree Wilson vs Mississippi St. (N) (12/28/2021)
	2	Tyree Wilson vs Kansas St. (10/23/2021)
TACKLES FOR LOSS	2.5	Eric Monroe at Baylor (11/27/2021)



## OPPONENT GAME HIGHS

### Opponent - Game Highs

RUSHES	52	at Texas (09/25/2021)
YARDS RUSHING	394	TCU (10/09/2021)
YARDS PER RUSH	8.4	TCU (10/09/2021)
TD RUSHES	5	TCU (10/09/2021)
PASS ATTEMPTS	58	SFA (09/11/2021)
PASS COMPLETIONS	38	SFA (09/11/2021)
YARDS PASSING	469	at Oklahoma (10/30/2021)
YARDS PER PASS	13.4	at Oklahoma (10/30/2021)
TD PASSES	7	at Oklahoma (10/30/2021)
TOTAL PLAYS	88	SFA (09/11/2021)
TOTAL OFFENSE	639	at Texas (09/25/2021)
YARDS PER PLAY	9.8	at Oklahoma (10/30/2021)
POINTS	70	at Texas (09/25/2021)
SACKS BY	6	Oklahoma St. (11/20/2021)
FIRST DOWNS	29	at Texas (09/25/2021)
PENALTIES	12	Kansas St. (10/23/2021)
PENALTY YARDS	93	Kansas St. (10/23/2021)
TURNOVERS	4	vs Houston (N) (09/04/2021)
PUNTS	8	FIU (09/18/2021)
PUNTING AVG	55.7	Kansas St. (10/23/2021)
LONG PUNT	73	SFA (09/11/2021)
PUNTS INSIDE 20	4	vs Mississippi St. (N) (12/28/2021)
LONG PUNT RETURN	43	at Texas (09/25/2021)

### Opponent - Individual Game Highs

RUSHES	30	Abram Smith at Baylor (11/27/2021)
YARDS RUSHING	185	Kendre Miller vs TCU (10/09/2021)
TD RUSHES	3	Kendre Miller vs TCU (10/09/2021)
LONG RUSH	75	Kendre Miller vs TCU (10/09/2021)
PASS ATTEMPTS	57	Trae Self vs SFA (09/11/2021)
PASS COMPLETIONS	38	Trae Self vs SFA (09/11/2021)
YARDS PASSING	402	Caleb Williams at Oklahoma (10/30/2021)
TD PASSES	6	Caleb Williams at Oklahoma (10/30/2021)
LONG PASS	69	Max Bortenschlager vs FIU (09/18/2021)
RECEPTIONS	13	Xavier Gipson vs SFA (09/11/2021)
YARDS RECEIVING	158	Xavier Gipson vs SFA (09/11/2021)
TD RECEPTIONS	3	Xavier Worthy at Texas (09/25/2021)
LONG RECEPTION	69	EJ Wilson Jr. vs FIU (09/18/2021)
FIELD GOALS	3	Tanner Brown vs Oklahoma St. (11/20/2021)
	3	Chris Campos vs SFA (09/11/2021)
LONG FIELD GOALS	53	Gabe Brkic at Oklahoma (10/30/2021)
PUNTS	8	Tommy Heatherly vs FIU (09/18/2021)
PUNTING AVG	55.7	Ty Zentner vs Kansas St. (10/23/2021)
LONG PUNT	73	Max Quick vs SFA (09/11/2021)
PUNTS INSIDE 20	4	Archer Trafford vs Mississippi St. (N) (12/28/2021)
LONG PUNT RETURN	43	D'Shawn Jamison at Texas (09/25/2021)
LONG KICKOFF RETURN	38	Lexington Joseph vs FIU (09/18/2021)
TACKLES	12	Fred Peters vs Mississippi St. (N) (12/28/2021)
	12	TJ Carter vs TCU (10/09/2021)
SACKS	2	Dante Stills at West Virginia (10/02/2021)
TACKLES FOR LOSS	3	Dante Stills at West Virginia (10/02/2021)

# GAME PARTICIPATION

#	Player	GP-GS	UH	SFA	FIU	UT	WVU	TCU	KU	KState	OU	IowaSt	OSU	Baylor	MSU
0	Seth Collins	11/0	XXX	XXX	XXX	XXX	XXX	XXX	XXX	XXX	...	...	XXX	XXX	XXX
1	Krishon Merriweather	13/6	XXX	XXX	XXX	XXX	XXX	XXX	XXX	START	START	START	START	START	START
2	Brandon Bouyer-Randle	10/5	START	START	START	START	XXX	XXX	XXX	START	XXX	XXX	...	...	...
2	Behren Morton	2/0	...	...	...	...	...	...	XXX	...	...	...	XXX	...	...
3	Henry Colombi	7/5	...	...	XXX	XXX	START	START	START	START	START	...	...	...	...
3	Kobee Minor	10/0	XXX	...	XXX	...	...	XXX	XXX	XXX	XXX	XXX	XXX	XXX	XXX
4	SaRodorick Thompson	11/6	...	...	XXX	XXX	XXX	START	START	START	XXX	XXX	START	START	START
5	Chadarius Townsend	5/0	XXX	XXX	XXX	XXX	XXX	...	...	...	...	...	...	...	...
6	Riko Jeffers	13/13	START	START	START	START	START	START	START	START	START	START	START	START	START
7	Adrian Frye	10/5	START	START	START	XXX	START	START	...	...	...	XXX	XXX	XXX	XXX
7	Donovan Smith	11/4	...	...	XXX	XXX	XXX	XXX	XXX	XXX	XXX	START	START	START	START
8	Maverick Mclvor	0/0	...	...	...	...	...	...	...	...	...	...	...	...	...
8	Malik Dunlap	7/1	XXX	XXX	XXX	...	...	...	XXX	XXX	START	XXX	...	...	...
9	Marquis Waters	4/4	START	START	START	START	...	...	...	...	...	...	...	...	...
10	Kaylon Geiger	13/13	START	START	START	START	START	START	START	START	START	START	START	START	START
10	Cameron White	11/0	XXX	XXX	XXX	...	...	XXX	XXX	XXX	XXX	XXX	XXX	XXX	XXX
11	McLane Mannix	11/0	XXX	XXX	...	XXX	XXX	XXX	XXX	XXX	XXX	XXX	XXX	XXX	...
11	Eric Monroe	13/12	START	START	XXX	START	START	START	START	START	START	START	START	START	START
12	Rayshad Williams	13/12	XXX	START	START	START	START	START	START	START	START	START	START	START	START
12	Tyler Shough	4/4	START	START	START	START	...	...	...	...	...	...	...	...	...
13	Erik Ezukanma	11/11	START	START	START	START	...	START	START	START	START	START	START	START	...
14	Xavier White	13/1	XXX	XXX	XXX	XXX	START	XXX	XXX	XXX	XXX	XXX	XXX	XXX	XXX
15	Travis Koontz	12/10	START	START	START	START	START	START	XXX	START	XXX	START	...	START	START
15	Cole Boyd	10/0	...	XXX	XXX	...	...	XXX	XXX	XXX	XXX	XXX	XXX	XXX	XXX
16	Jesiah Pierre	11/3	XXX	XXX	XXX	XXX	START	START	START	XXX	XXX	...	XXX	XXX	...
17	Colin Schooler	13/13	START	START	START	START	START	START	START	START	START	START	START	START	START
17	Parker McNeil	0/0	...	...	...	...	...	...	...	...	...	...	...	...	...
18	Myles Price	12/9	START	START	START	START	XXX	START	START	XXX	START	START	START	...	XXX
19	Tyree Wilson	13/13	START	START	START	START	START	START	START	START	START	START	START	START	START
19	Loic Fouonji	10/1	XXX	XXX	XXX	XXX	START	XXX	XXX	XXX	XXX	...	XXX	...	...
20	Kosi Eldridge	10/1	XXX	XXX	XXX	XXX	START	...	...	...	XXX	XXX	XXX	XXX	XXX
21	Cameron Watts	8/0	...	...	XXX	...	XXX	...	XXX	XXX	XXX	...	XXX	XXX	XXX
22	Sterling Galban	1/0	...	...	XXX	...	...	...	...	...	...	...	...	...	...
22	Reggie Pearson	11/10	START	START	START	START	START	...	XXX	START	...	START	START	START	START
23	DaMarcus Fields	12/11	START	XXX	START	START	...	START	START	START	START	START	START	START	START
23	Kyron Cumby	0/0	...	...	...	...	...	...	...	...	...	...	...	...	...
24	Jacob Morgenstern	9/1	XXX	XXX	XXX	XXX	XXX	XXX	START	...	...	...	XXX	XXX	...
24	Cole Kirkpatrick	0/0	...	...	...	...	...	...	...	...	...	...	...	...	...
25	Dadrión Taylor-Demerson	12/7	...	XXX	XXX	XXX	XXX	START	START	XXX	START	START	START	START	START
26	Jason Lloyd	3/0	...	...	...	...	...	...	...	...	...	XXX	...	XXX	XXX
27	Cam'Ron Valdez	2/0	...	...	XXX	...	...	...	XXX	...	...	...	...	...	...
28	Tahj Brooks	9/4	START	XXX	START	...	...	...	...	XXX	START	START	XXX	XXX	XXX
28	Louis Ortiz	0/0	...	...	...	...	...	...	...	...	...	...	...	...	...
29	Nate Floyd	11/0	XXX	XXX	XXX	...	XXX	XXX	XXX	...	XXX	XXX	XXX	XXX	XXX
29	Ben Gair	0/0	...	...	...	...	...	...	...	...	...	...	...	...	...
30	Jackson Knotts	13/0	XXX	XXX	XXX	XXX	XXX	XXX	XXX	XXX	XXX	XXX	XXX	XXX	XXX
31	Austin McNamara	13/0	XXX	XXX	XXX	XXX	XXX	XXX	XXX	XXX	XXX	XXX	XXX	XXX	XXX
31	Joseph Plunk	0/0	...	...	...	...	...	...	...	...	...	...	...	...	...
32	Tyrique Matthews	13/0	XXX	XXX	XXX	XXX	XXX	XXX	XXX	XXX	XXX	XXX	XXX	XXX	XXX
32	Jake Bishop	0/0	...	...	...	...	...	...	...	...	...	...	...	...	...
33	Matthew Young	5/0	...	...	...	...	...	...	XXX	...	XXX	...	XXX	XXX	XXX
33	Ronnie Hart	2/0	...	...	...	...	...	...	XXX	...	...	...	...	...	XXX
34	Bryce Robinson	1/0	...	...	...	...	...	...	...	...	...	...	...	...	XXX
35	Patrick Curley	13/0	XXX	XXX	XXX	XXX	XXX	XXX	XXX	XXX	XXX	XXX	XXX	XXX	XXX
36	Trey Wolff	13/0	XXX	XXX	XXX	XXX	XXX	XXX	XXX	XXX	XXX	XXX	XXX	XXX	XXX
37	Imari Jones	0/0	...	...	...	...	...	...	...	...	...	...	...	...	...
38	Jett Whitfield	0/0	...	...	...	...	...	...	...	...	...	...	...	...	...
39	Charles Robinson	0/0	...	...	...	...	...	...	...	...	...	...	...	...	...
40	Luis Jaramillo	0/0	...	...	...	...	...	...	...	...	...	...	...	...	...
41	Joe Shaw	0/0	...	...	...	...	...	...	...	...	...	...	...	...	...

# GAME PARTICIPATION

##	Player	GP-GS	UH	SFA	FIU	UT	WVU	TCU	KU	KState	OU	IowaSt	OSU	Baylor	MSU
41	Jayden York	0/0	...	...	...	...	...	...	...	...	...	...	...	...	...
42	Gage Elder	0/0	...	...	...	...	...	...	...	...	...	...	...	...	...
43	Henry Teeter	12/1	XXX	XXX	XXX	XXX	XXX	XXX	XXX	XXX	START	...	XXX	XXX	XXX
43	Jake Justice	0/0	...	...	...	...	...	...	...	...	...	...	...	...	...
45	Austin Brougham	1/0	...	...	XXX	...	...	...	...	...	...	...	...	...	...
45	Chief Collins	1/0	...	...	...	XXX	...	...	...	...	...	...	...	...	...
46	Jonathan Garibay	12/0	XXX	XXX	XXX	XXX	XXX	XXX	XXX	XXX	XXX	XXX	...	XXX	XXX
46	Jon-Jon Davis	0/0	...	...	...	...	...	...	...	...	...	...	...	...	...
47	Ethan Frasier	13/0	XXX	XXX	XXX	XXX	XXX	XXX	XXX	XXX	XXX	XXX	XXX	XXX	XXX
47	Jalen McCoslin	1/0	...	...	XXX	...	...	...	...	...	...	...	...	...	...
48	Derrick Lewis II	9/0	XXX	XXX	XXX	XXX	XXX	XXX	XXX	...	...	XXX	...	...	XXX
48	Grant Nickel	0/0	...	...	...	...	...	...	...	...	...	...	...	...	...
49	Charles Esters III	0/0	...	...	...	...	...	...	...	...	...	...	...	...	...
50	Josh Burger	13/13	START	START	START	START	START	START	START	START	START	START	START	START	START
50	Trent Low	0/0	...	...	...	...	...	...	...	...	...	...	...	...	...
51	T.J. Storment	12/12	START	START	START	START	START	START	...	START	START	START	START	START	START
51	Robert Wooten	0/0	...	...	...	...	...	...	...	...	...	...	...	...	...
53	Trevor Roberson	0/0	...	...	...	...	...	...	...	...	...	...	...	...	...
54	Bryce Ramirez	7/0	...	...	...	...	...	...	XXX	XXX	XXX	XXX	XXX	XXX	XXX
56	Jackson Baggett	0/0	...	...	...	...	...	...	...	...	...	...	...	...	...
57	Blake Spence	0/0	...	...	...	...	...	...	...	...	...	...	...	...	...
58	Jack Tucker	0/0	...	...	...	...	...	...	...	...	...	...	...	...	...
59	Isaac Smith	0/0	...	...	...	...	...	...	...	...	...	...	...	...	...
60	Landon Reeves	0/0	...	...	...	...	...	...	...	...	...	...	...	...	...
61	Jacob Mauch	0/0	...	...	...	...	...	...	...	...	...	...	...	...	...
62	Hayden Welte	0/0	...	...	...	...	...	...	...	...	...	...	...	...	...
63	Aaron Castro	13/0	XXX	XXX	XXX	XXX	XXX	XXX	XXX	XXX	XXX	XXX	XXX	XXX	XXX
64	Clayton Franks	8/0	...	...	XXX	...	...	XXX	XXX	XXX	XXX	XXX	...	XXX	XXX
65	Tay Yanta	0/0	...	...	...	...	...	...	...	...	...	...	...	...	...
66	Matt Keeler	2/0	...	...	XXX	...	...	...	XXX	...	...	...	...	...	...
67	Blake Burris	0/0	...	...	...	...	...	...	...	...	...	...	...	...	...
68	Casey Verhulst	1/0	...	...	XXX	...	...	...	...	...	...	...	...	...	...
69	Caleb Rodkey	0/0	...	...	...	...	...	...	...	...	...	...	...	...	...
70	Weston Wright	13/13	START	START	START	START	START	START	START	START	START	START	START	START	START
71	Brett Canis	0/0	...	...	...	...	...	...	...	...	...	...	...	...	...
72	Landon Peterson	7/1	XXX	XXX	XXX	...	...	...	START	XXX	XXX	XXX	...	...	...
73	Dawson Deaton	11/11	START	START	START	START	...	START	...	START	START	START	START	START	START
74	Larry Moore	2/0	...	...	XXX	...	...	...	XXX	...	...	...	...	...	...
75	Jacoby Jackson	2/0	...	...	XXX	...	...	...	XXX	...	...	...	...	...	...
76	Caleb Rogers	13/13	START	START	START	START	START	START	START	START	START	START	START	START	START
77	Ethan Carde	7/2	...	...	XXX	XXX	START	XXX	START	XXX	XXX	...	...	...	...
78	Matthew Daniel	0/0	...	...	...	...	...	...	...	...	...	...	...	...	...
79	Jacob Votaw	0/0	...	...	...	...	...	...	...	...	...	...	...	...	...
80	Mason Tharp	12/8	XXX	START	XXX	START	START	XXX	START	START	XXX	...	START	START	START
82	Nehemiah Martinez	11/0	...	...	XXX	XXX	XXX	XXX	XXX	XXX	XXX	XXX	XXX	XXX	XXX
83	Cameron Cantrell	1/0	...	...	...	...	...	...	XXX	...	...	...	...	...	...
84	J.J. Sparkman	9/0	XXX	XXX	XXX	XXX	...	...	...	XXX	XXX	XXX	...	XXX	XXX
85	Trey Cleveland	13/0	XXX	XXX	XXX	XXX	XXX	XXX	XXX	XXX	XXX	XXX	XXX	XXX	XXX
86	Dalton Rigdon	12/0	XXX	XXX	XXX	XXX	XXX	XXX	XXX	XXX	XXX	XXX	XXX	...	XXX
88	Jed Castles	3/0	...	...	XXX	...	...	...	XXX	...	...	XXX	...	...	...
89	Jerand Bradley	4/1	...	...	XXX	...	XXX	XXX	...	...	...	...	...	...	START
90	Devin Drew	13/11	START	START	START	START	XXX	XXX	START	START	START	START	START	START	START
91	Nelson Mbanasor	9/0	XXX	XXX	XXX	XXX	XXX	XXX	XXX	XXX	XXX	...	...	...	...
92	L.B. Moore	3/0	...	...	XXX	...	...	...	XXX	...	XXX	...	...	...	...
93	Troy Te'o	6/0	XXX	XXX	XXX	XXX	XXX	XXX	...	...	...	...	...	...	...
94	Tre'Jon Lewis	12/0	XXX	XXX	XXX	XXX	XXX	XXX	XXX	XXX	XXX	XXX	...	XXX	XXX
95	Jaylon Hutchings	13/13	START	START	START	START	START	START	START	START	START	START	START	START	START
96	Philip Blidi	13/0	XXX	XXX	XXX	XXX	XXX	XXX	XXX	XXX	XXX	XXX	XXX	XXX	XXX
97	Tony Bradford Jr.	10/2	XXX	XXX	XXX	XXX	START	START	...	...	...	XXX	XXX	XXX	XXX
98	E'Maurion Banks	1/0	...	...	...	...	...	...	XXX	...	...	...	...	...	...
##	Player	GP-GS	UH	SFA	FIU	UT	WVU	TCU	KU	KState	OU	IowaSt	OSU	Baylor	MSU
99	Gilbert Ibeneme	0/0	...	...	...	...	...	...	...	...	...	...	...	...	...

GAME-BY-GAME STARTERS

OFFENSE

GAME	LT	LG	C	RG	RT	QB	RB	TE	X	Y	H	Z
Murray State												
Houston												
at N.C. State												
Texas												
at Kansas State												
at Oklahoma State												
West Virginia												
Baylor												
at TCU												
Kansas												
at Iowa State												
Oklahoma												

DEFENSE

GAME	DE	NT	DT	OLB	LB	LB	OLB	STAR	CB	S	S	CB
Murray State												
Houston												
at N.C. State												
Texas												
at Kansas State												
at Oklahoma State												
West Virginia												
Baylor												
at TCU												
Kansas												
at Iowa State												
Oklahoma												

CAREER STARTS

OFFENSE

PLAYER	2018	2019	2020	2021	2022	TOTAL	STREAK
Weston Wright	-	8	10	13	-	31	31
SaRodorick Thompson	-	7	10	6	-	23	3
Caleb Rogers	-	-	3	13	-	16	16
Myles Price	-	-	3	9	-	12	-
Ethan Carde	-	-	7	2	-	9	-
Mason Tharp	-	-	-	8	-	8	3
Tahj Brooks	-	-	-	4	-	4	-
Tyler Shough	-	-	-	4	-	4	-
Donovan Smith	-	-	-	4	-	4	4
Jerand Bradley	-	-	-	1	-	1	1
Trey Cleveland	-	-	1	-	-	1	-
Xavier White	-	-	-	1	-	1	-
Loic Fouonji	-	-	-	1	-	1	-
Landon Peterson	-	-	-	1	-	1	-
Henry Teeter	-	-	-	1	-	1	-

CAREER STARTS AMONG TRANSFERS

PLAYER	Previous School (Starts)	Starts at Tech	Career Total
Cole Spencer	Western Kentucky (44)	0	44
Cade Briggs	New Mexico (24)	0	24
Michael Shanahan	UT-Martin (20)	0	20
Tyler Shough	Oregon (7)	4	11
Baylor Cupp	Texas A&M (1)	0	1

DEFENSE

PLAYER	2018	2019	2020	2021	2022	TOTAL	STREAK
Jaylon Hutchings	-	10	10	13	-	33	33
Adrian Frye	4	11	1	5	-	21	-
Tyree Wilson	-	-	5	13	-	18	18
Krishon Merriweather	-	-	9	6	-	15	6
Tony Bradford Jr.	-	2	8	2	-	12	-
Dadrion Taylor-Demerson	-	2	3	7	-	12	5
Rayshad Williams	-	-	-	12	-	12	12
Reggie Pearson Jr.	-	-	-	10	-	10	4
Marquis Waters	-	-	-	4	-	4	-
Jesiah Pierre	-	-	-	3	-	3	-
Kosi Eldridge	-	-	1	1	-	2	-
Cam White	-	-	1	-	-	1	-
Malik Dunlap	-	-	-	1	-	1	-

CAREER STARTS AMONG TRANSFERS

PLAYER	Previous School (Starts)	Starts at Tech	Career Total
Marquis Waters	Duke (35)	4	39
Keyon Blakenbaker	Wyoming (27)	0	27
Reggie Pearson Jr.	Wisconsin (13)	10	23
Dimitri Moore	Vanderbilt/Missouri State (21)	0	21
Rayshad Williams	UCLA (8)	12	20
Tyree Wilson	Texas A&M (0)	18	18
Vidal Scott Jr.	Arkansas State (16)	0	16
Myles Cole	UL-Monroe (12)	0	12
Tyler Owens	Texas (1)	0	1

\* all starts were on the offensive side of the ball



GAME-BY-GAME LEADERS

OPPONENT	PASSING YARDS	RUSHES	RUSH YARDS	RECEPTIONS	RECEIVING YARDS	TACKLES	TACKLES FOR LOSS	SACKS
Murray State								
Houston								
N.C. State								
Texas								
Kansas State								
Oklahoma State								
West Virginia								
Baylor								
TCU								
Kansas								
Iowa State								
Oklahoma								

MISCELLANEOUS TRENDS

OPENING DRIVE - OFFENSE

OPPONENT	1st	2nd
	Half	Half
Murray State	--	--
Houston	--	--
at N.C. State	--	--
Texas	--	--
at Kansas State	--	--
at Oklahoma State	--	--
West Virginia	--	--
Baylor	--	--
at TCU	--	--
Kansas	--	--
at Iowa State	--	--
Oklahoma	--	--

OPENING DRIVE - DEFENSE

OPPONENT	1st	2nd
	Half	Half
Murray State	--	--
Houston	--	--
at N.C. State	--	--
Texas	--	--
at Kansas State	--	--
at Oklahoma State	--	--
West Virginia	--	--
Baylor	--	--
at TCU	--	--
Kansas	--	--
at Iowa State	--	--
Oklahoma	--	---

RED RAIDERS ON COIN FLIPS

OPPONENT	Coin	Decision	Result
	Flip		
Murray State	-	--	--
Houston	-	--	--
at N.C. State	-	--	--
Texas	-	--	--
at Kansas State	-	--	--
at Oklahoma State	-	--	--
West Virginia	-	--	--
Baylor	-	--	--
at TCU	-	--	--
Kansas	-	--	--
at Iowa State	-	--	--
Oklahoma	-	--	--

GAME-OPENING DRIVES

OPPONENT	TEXAS TECH			OPPONENTS		
	PTS	PLAYS	YDS	PTS	PLAYS	YDS
Murray State	-	-	-	-	-	-
Houston	-	-	-	-	-	-
at N.C. State	-	-	-	-	-	-
Texas	-	-	-	-	-	-
at Kansas State	-	-	-	-	-	-
at Oklahoma State	-	-	-	-	-	-
West Virginia	-	-	-	-	-	-
Baylor	-	-	-	-	-	-
at TCU	-	-	-	-	-	-
Kansas	-	-	-	-	-	-
at Iowa State	-	-	-	-	-	-
Oklahoma	-	-	-	-	-	-

SECOND HALF OPENING DRIVES

OPPONENT	TEXAS TECH			OPPONENTS		
	PTS	PLAYS	YDS	PTS	PLAYS	YDS
Murray State	-	-	-	-	-	-
Houston	-	-	-	-	-	-
at N.C. State	-	-	-	-	-	-
Texas	-	-	-	-	-	-
at Kansas State	-	-	-	-	-	-
at Oklahoma State	-	-	-	-	-	-
West Virginia	-	-	-	-	-	-
Baylor	-	-	-	-	-	-
at TCU	-	-	-	-	-	-
Kansas	-	-	-	-	-	-
at Iowa State	-	-	-	-	-	-
Oklahoma	-	-	-	-	-	-

GIVEAWAYS/TAKEAWAYS

OPPONENT	GIVEAWAY			TAKEAWAY			Dif.
	Fum	Int	Tot	Fum	Int	Tot	
Murray State	-	-	-	-	-	-	-
Houston	-	-	-	-	-	-	-
at N.C. State	-	-	-	-	-	-	-
Texas	-	-	-	-	-	-	-
at Kansas State	-	-	-	-	-	-	-
at Oklahoma State	-	-	-	-	-	-	-
West Virginia	-	-	-	-	-	-	-
Baylor	-	-	-	-	-	-	-
at TCU	-	-	-	-	-	-	-
Kansas	-	-	-	-	-	-	-
at Iowa State	-	-	-	-	-	-	-
Oklahoma	-	-	-	-	-	-	-
TOTALS	-	-	-	-	-	-	-

SCORING DRIVE ANALYSIS

YARDAGE	TEXAS TECH		OPPONENTS	
	TD	FG	TD	FG
No Drive	--	--	--	--
Negative Yards	--	--	--	--
0-9	--	--	--	--
10-19	--	--	--	--
20-29	--	--	--	--
30-39	--	--	--	--
40-49	--	--	--	--
50-59	--	--	--	--
60-69	--	--	--	--
70-79	--	--	--	--
80-89	--	--	--	--
90-99	--	--	--	--
TOTALS	--	--	--	--

THREE-AND-OUTS

OPPONENT	TEXAS TECH	OPPONENTS
	3-&-Outs/Drives	3-&-Outs/Drives
Houston	-/-	-/-
SFA	-/-	-/-
FIU	-/-	-/-
Texas	-/-	-/-
West Virginia	-/-	-/-
TCU	-/-	-/-
Kansas	-/-	-/-
Kansas State	-/-	-/-
Oklahoma	-/-	-/-
Iowa State	-/-	-/-
Oklahoma State	-/-	-/-
Baylor	-/-	-/-
TOTALS	0/0	0/0

SPECIAL TEAMS TACKLES

(All tackles on Special Teams coverage)			
Player	Total	KO	Punt
--	--	--	--
TOTALS	0	0	0


## TEXAS TECH SCORING DRIVES

Murray State	No. of Plays	Total Yards	Drive Time	Type of Score	Score QTR/Time	Scoring Play
Houston	No. of Plays	Total Yards	Drive Time	Type of Score	Score QTR/Time	Scoring Play
N.C. State	No. of Plays	Total Yards	Drive Time	Type of Score	Score QTR/Time	Scoring Play
Texas	No. of Plays	Total Yards	Drive Time	Type of Score	Score QTR/Time	Scoring Play
Kansas State	No. of Plays	Total Yards	Drive Time	Type of Score	Score QTR/Time	Scoring Play
Oklahoma State	No. of Plays	Total Yards	Drive Time	Type of Score	Score QTR/Time	Scoring Play
West Virginia	No. of Plays	Total Yards	Drive Time	Type of Score	Score QTR/Time	Scoring Play
Baylor	No. of Plays	Total Yards	Drive Time	Type of Score	Score QTR/Time	Scoring Play
TCU	No. of Plays	Total Yards	Drive Time	Type of Score	Score QTR/Time	Scoring Play
Kansas	No. of Plays	Total Yards	Drive Time	Type of Score	Score QTR/Time	Scoring Play
Iowa State	No. of Plays	Total Yards	Drive Time	Type of Score	Score QTR/Time	Scoring Play
Oklahoma	No. of Plays	Total Yards	Drive Time	Type of Score	Score QTR/Time	Scoring Play

## OPPONENT SCORING DRIVES

Murray State	No. of Plays	Total Yards	Drive Time	Type of Score	Score QTR/Time	Scoring Play
Houston	No. of Plays	Total Yards	Drive Time	Type of Score	Score QTR/Time	Scoring Play
N.C. State	No. of Plays	Total Yards	Drive Time	Type of Score	Score QTR/Time	Scoring Play
Texas	No. of Plays	Total Yards	Drive Time	Type of Score	Score QTR/Time	Scoring Play
Kansas State	No. of Plays	Total Yards	Drive Time	Type of Score	Score QTR/Time	Scoring Play
Oklahoma State	No. of Plays	Total Yards	Drive Time	Type of Score	Score QTR/Time	Scoring Play
West Virginia	No. of Plays	Total Yards	Drive Time	Type of Score	Score QTR/Time	Scoring Play
Baylor	No. of Plays	Total Yards	Drive Time	Type of Score	Score QTR/Time	Scoring Play
TCU	No. of Plays	Total Yards	Drive Time	Type of Score	Score QTR/Time	Scoring Play
Kansas	No. of Plays	Total Yards	Drive Time	Type of Score	Score QTR/Time	Scoring Play
Iowa State	No. of Plays	Total Yards	Drive Time	Type of Score	Score QTR/Time	Scoring Play
Oklahoma	No. of Plays	Total Yards	Drive Time	Type of Score	Score QTR/Time	Scoring Play

## DRIVE SUPERLATIVES

	TEXAS TECH (Game)	OPPONENTS (Game)
Most Plays/Result	--	--
Most Yards/Result	--	--
Most Time/Result	--	--
Shortest Touchdown Drive (Yards)	--	--
Shortest Touchdown Drive (Time)	--	--
Quickest Touchdown to Start Game	--	--
Quickest Touchdown to Start a Half	--	--

STAT NOTABLES

OFFENSIVE STAT NOTABLES

CAREER 100+ RUSHING YARD GAMES

Tahj Brooks (3)

Date	Rush Yards	Opponent
Sept. 4, 2021	134	Houston
Sept. 11, 2021	103	Stephen F. Austin
Dec. 28, 2021	107	Mississippi State

SaRodorick Thompson (5)

Date	Rush Yards	Opponent
Oct. 12, 2019	153	Baylor
Sept. 12, 2020	118	Houston Baptist
Sept. 26, 2020	119	Texas
Nov. 28, 2020	133	Oklahoma State
Oct. 9, 2021	118	TCU

Xavier White (2)

Date	Rush Yards	Opponent
Oct. 3, 2020	113	Kansas State
Dec. 5, 2020	135	Kansas

GAMES WITH A RUSHING TD

Player	'18	'19	'20	'21	'22	Career
Thompson, SaRodorick	2	8	5	6	--	21
Brooks, Tahj	--	--	3	5	--	8
White, Xavier	--	--	2	3	--	5
Shough, Tyler	--	--	2*	2	--	4
Smith, Donovan	--	--	--	3	--	3
Price, Myles	--	--	1	1	--	2
Townsend, Chadarius	--	--	1	--	--	1

GAMES WITH MULTIPLE RUSHING TDs

Player	'18	'19	'20	'21	'22	Career
Thompson, SaRodorick	1	4	3	3	--	11
Brooks, Tahj	--	--	1	2	--	3

CAREER 100+ RECEIVING YARD GAMES

Myles Price (1)

Date	Rec. Yards	Opponent
Nov. 13, 2021	175	Iowa State

Xavier White (1)

Date	Rec. Yards	Opponent
Aug. 31, 2018	107	Montana State

CAREER GAMES WITH A RECEIVING TD

Player	'18	'19	'20	'21	'22	Career
Price, Myles	--	--	1	2	--	3
White, Xavier	--	1	--	1	--	2
Cleveland, Trey	--	--	1	1	--	2
Fouonji, Loic	--	--	1	1	--	2
Sparkman, J.J.	--	--	--	2	--	2

CAREER GAMES WITH MULTIPLE RECEIVING TDs

Player	'18	'19	'20	'21	'22	Career
None						
*Indicates games played prior to arrival at Texas Tech						

DEFENSIVE STAT NOTABLES

CAREER GAMES WITH 10+ TACKLES

Krishon Merriweather (2)

Date	Tackles	Opponent
Sept. 12, 2020	12	Houston Baptist
Dec. 5, 2020	12	Kansas

Reggie Pearson (2)

Date	Tackles	Opponent
Nov. 16, 2019	10	Nebraska*
Nov. 27, 2021	11	Baylor

Marquis Water (4)

Date	Tackles	Opponent
Oct. 27, 2018	10	at Pittsburgh*
Nov. 23, 2019	13	at Wake Forest*
Oct. 3, 2020	10	Virginia Tech*
Nov. 7, 2020	10	North Carolina*

\*Indicates games played prior to arrival at Texas Tech

TURNOVER CHART

Opponent	Forced by Texas Tech					Forced by Opponent			
	Fum	Int	Tot	Pts Off	Margin	Fum	Int	Tot	Pts Off
Murray State	--	--	--	--	--	--	--	--	--
Houston	--	--	--	--	--	--	--	--	--
N.C. State	--	--	--	--	--	--	--	--	--
Texas	--	--	--	--	--	--	--	--	--
Kansas State	--	--	--	--	--	--	--	--	--
Oklahoma State	--	--	--	--	--	--	--	--	--
West Virginia	--	--	--	--	--	--	--	--	--
Baylor	--	--	--	--	--	--	--	--	--
TCU	--	--	--	--	--	--	--	--	--
Kansas	--	--	--	--	--	--	--	--	--
Iowa State	--	--	--	--	--	--	--	--	--
Oklahoma	--	--	--	--	--	--	--	--	--
Total	--	--	--	--	--	--	--	--	--

REDZONE CHART

Opponent	Texas Tech					Opponents			
	No.	TD	Run/Pass	FG	Score%	No.	TD	FG	Score%
Murray State	--	--	--	--	--	--	--	--	--
Houston	--	--	--	--	--	--	--	--	--
N.C. State	--	--	--	--	--	--	--	--	--
Texas	--	--	--	--	--	--	--	--	--
Kansas State	--	--	--	--	--	--	--	--	--
Oklahoma State	--	--	--	--	--	--	--	--	--
West Virginia	--	--	--	--	--	--	--	--	--
Baylor	--	--	--	--	--	--	--	--	--
TCU	--	--	--	--	--	--	--	--	--
Kansas	--	--	--	--	--	--	--	--	--
Iowa State	--	--	--	--	--	--	--	--	--
Oklahoma	--	--	--	--	--	--	--	--	--

GAME-BY-GAME SPECIALIST STATS

FIELD GOALS

Made, Missed, (Blocked)	TBD
Murray State	--
Houston	--
N.C. State	--
Texas	--
Kansas State	--
Oklahoma State	--
West Virginia	--
Baylor	--
TCU	--
Kansas	--
Iowa State	--
Oklahoma	--

PUNTING

Number-Avg./120/50+	#31 McNamara
Murray State	--
Houston	--
N.C. State	--
Texas	--
Kansas State	--
Oklahoma State	--
West Virginia	--
Baylor	--
TCU	--
Kansas	--
Iowa State	--
Oklahoma	--

## MEDIA INFORMATION

**MATT DOWDY**

Assistant A.D.

806-928-5190

matthew.dowdy@ttu.edu

**MATT BURKHOLDER**

Associate Director

559-862-3771

matt.burkholder@ttu.edu

**CHRIS DUARTE**

Assistant Director

954-937-3254

chris.duarte@ttu.edu

### TEXAS TECH ATHLETICS COMMUNICATIONS

East Stadium Building, Jones AT&amp;T Stadium (Third Floor)

Office: (806) 742-2770 • Fax: (806) 742-1970

2508 6th Street • Lubbock, TX 79409

www.TexasTech.com/Media



### CREDENTIAL REQUESTS

Please direct all credential requests to the online credential portal located at [www.sportssystem.com/TexasTech](http://www.sportssystem.com/TexasTech). Confirmation of your request will be made upon review by Matt Dowdy. Credentials are limited to members of the working media who are assigned to cover Texas Tech Football. Credentials must be requested online by 5 p.m. Tuesday each week. All requests will be held for pickup until 5 p.m. Friday at the Athletics Communications office (third floor of Whitacre Athletic Center, East Stadium Building). Credentials not picked up by 5 p.m. Friday will be available at Media Will Call located on the northwest side of Jones AT&T Stadium.

No credentials will be issued to any website that is not deemed to have adequate editorial oversight, or does not follow traditional journalistic ethics protocols. Credentials will not be approved to anyone who writes or posts under an alias. Please note that Texas Tech Athletics does not grant credential requests to freelance photographers. It is not always possible to accommodate all requests. No one under 18 years of age will be issued a credential without prior approval. Credentials are non-transferable and may be revoked at any time.

### WEEKLY MEDIA LUNCHEON

During the season, Texas Tech head coach Joey McGuire will host a weekly media luncheon inside the Football Training Facility, located next to Jones AT&T Stadium. The event will be held each Monday during the regular season, excluding the bye week. McGuire will be joined each week by defensive coordinator Tim DeRuyter and offensive coordinator Zach Kittley. Lunch will be served at noon each Monday followed by a 1 p.m. press conference.

### WEEKLY AVAILABILITY SCHEDULE

In addition to the Monday press conference, select student-athletes will be available following practice each Tuesday inside the Sports Performance Center. Practice is expected to conclude around 10:30 a.m. each week with interviews to follow. All specific student-athlete requests should be submitted by 10 a.m. Monday each week during the season.

### INTERVIEW REQUESTS

Please direct all interview requests for head coach Joey McGuire, members of the Texas Tech coaching staff and student-athletes to Matt Dowdy. Contacting student-athletes or coaches directly through text message or social media is strictly prohibited and could result in loss of credentials.

### USE OF TEXAS TECH PHOTOGRAPHY

The use of Texas Tech photos is prohibited without prior approval from the athletics communications office. Texas Tech does not grant permission for use of its photos for social media content purposes. Texas Tech will provide courtesy headshots and action shots upon requests for editorial purposes.

### VIDEO HIGHLIGHTS/NEWS CONFERENCE

Video from news conferences and games will be available to the media via YouTube. Broadcast quality video footage (game highlights, post-practice interviews, post-game interviews, etc) are available by request through the athletics communications office.

### TEXAS TECH PRACTICE SCHEDULE

Sunday - 7:45 p.m.

Monday - OFF DAY

Tuesday - 8:10 a.m.

Wednesday - 3:50 p.m.

Thursday - 9:30 a.m.

Friday - TBD

### PHOTO REQUESTS

Please submit your requests to Chris Duarte.

### COLLEGEPRESSBOX.COM

Collegepressbox is the official media website for Division I football. Access and download game notes, quotes, statistics, media guides, headshots, logos and more for all FBS schools, conferences, postseason games, awards and the College Football Playoff. For access, please register for an account at [collegepressbox.com/register](http://collegepressbox.com/register).

### LIVE STREAMING

Live video streaming of any Texas Tech Athletics event, including news conferences, on ANY social media platform is strictly prohibited without prior approval from the athletics communications office.

### USE OF AUDIO/VIDEO

Any media entity collecting any sort of "video or audio materials" (film, traditional video or audio, digital video or audio, photos, etc.) from Texas Tech University Athletics game events or press conference/media events may use that material only for traditional television newscasts, web-based or print coverage, or other electronic transmission as approved by the University in writing, with a limitation of up to three (3) minutes in length from any single event. Such media entity may not offer any live video, audio or other coverage of the event without the advance, written permission of Texas Tech University Athletics. This policy includes all games, matches and events involving any of Texas Tech's athletic programs. It includes all media events -- press conferences, pre/post-practice interviews and pre/post-game interviews. An exception would be a one-on-one interview arranged through the Texas Tech Athletics Communications office with a Texas Tech, coach, athlete or administrator.

## TEXAS TECH SPORTS NETWORK

The Texas Tech Sports Network from Learfield Sports will carry all the exciting action of Red Raider Football beginning with the season opener with Sam Houston State and all the way through the bowl season. Brian Jensen (play-by-play) and John Harris (color analyst) return to the broadcast booth and will be joined on the sidelines by Chris Level (sidelines).

### 2022 RED RAIDER FOOTBALL AFFILIATES

CITY	STATION	FREQUENCY
Abilene/Haskell	KVRP-FM	97.1
Alpine	KVLF-AM	1240
Amarillo	KARX-FM	95.7
Amarillo	KPUR-AM	1440
Andrews	KACT-AM	1360
Andrews	KACT-FM	105.5
Artesia, N.M.	KSVP-AM	990
Austin	KOKE-AM	1600
Big Spring	KBST-FM	95.7
Brady	KNEL-FM	95.3
Breckenridge	KLXK-FM	93.5
Brownwood	KQBZ-FM	96.9
Dallas	KFXR-AM	1190
El Paso	KHEY-AM	1380
Fredericksburg	KNAF-AM	910
Hereford	KPAN-AM	860
Hereford	KPAN-FM	106.3
Hobbs, N.M.	KHOB-AM	1390
Houston	KKHT-FM	100.7
Junction	KMBL-AM	1450
Lamesa	KPET-AM	690
Lamesa	KPET-FM	105.1
Lampasas	KACQ-FM	101.9
Lampasas	KCYL-AM	1450
Lubbock	KTTU-FM	97.3
Lubbock	KXTQ-FM	100.7
Lubbock	KJTV-AM	950
Lubbock	KQOT-FM	106.5
Memphis	KLSR-FM	105.3
Midland/Odessa	KCRS-AM	550
Odessa	KCRS-FM	95.5
Pecos	KDNZ-FM	97.3
Perryton	KEYE-AM	1400
Perryton	KEYE-FM	93.7
Plainview	KREW-AM	1400
San Angelo	KLDE-FM	105.3
San Antonio	KZDC-AM	1250
San Antonio	KZDC-FM	94.5
Seminole	KSEM-FM	106.3
Seymour	KSEY-FM	94.3
Seymour	KSEY-AM	1230
Snyder	KGWG-FM	91.1
Sweetwater	KSST-AM	1240
Tyler	KTBB-AM	600
Tyler	KYZS-AM	1490
Waco	KWBT-HD2	94.5

### SATELLITE RADIO

Sirius Radio	Channel 134
XM Radio	Channel 199
Tune In App	Search "Texas Tech"

**collegepressbox**  
SINCE 2005 EVERYTHING BUT THE PREGAME MEAL

## COVERING THE RED RAIDERS

# 29

MONDAY

MEDIA LUNCHEON

11:30 a.m.

PRESS CONFERENCE

12:30 p.m.

# 30

TUESDAY

S-A AVAILABILITY

10:15 a.m.

Sports Performance Center

# 31

WEDNESDAY

NO AVAILABILITY

# 1

THURSDAY

MCGUIRE RADIO SHOW

6-7 p.m.

Rudy's Country Store

# 2

FRIDAY

NO AVAILABILITY

CREDENTIAL WILL-CALL

3-5 p.m.

Communications Office

# 3

SATURDAY

TECH vs. MURRAY ST.

7 p.m.

Jones AT&amp;T Stadium

# 4

SUNDAY

NO AVAILABILITY