



TEXAS TECH BASEBALL

CWS (2014, 2016, 2018, 2019) | BIG 12 TITLES (1997, 1998, 2016, 2017, 2018)

SCHEDULE / RESULTS

Overall: 36-18 | Big 12: 15-9 | H: 21-5 | A: 13-9 | N: 2-4

FEBRUARY

Fri. 18	vs. Michigan*	FloBaseball	W, 7-6
Sat. 19	vs. Auburn*	FloBaseball	L, 2-1
Sun. 20	vs. Arizona*	FloBaseball	L, 13-2
Tue. 22	Dallas Baptist	ESPN+	W, 8-4
Sat. 26	Kent State	ESPN+	W, 10-7
Sun. 27	Kent State - DH1	ESPN+	W, 8-1
Sun. 27	Kent State - DH2	ESPN+	W, 7-5

MARCH

Tue. 1	at Dallas Baptist	Bally SW	W, 4-3 (10)
Fri. 4	Merrimack	ESPN+	W, 17-1
Sat. 5	Merrimack - DH1	ESPN+	W, 21-5
Sat. 5	Merrimack - DH2	ESPN+	W, 20-2
Sun. 6	Merrimack	ESPN+	W, 12-4
Tue. 8	vs. Mississippi State	SECN+	L, 11-5
Wed. 9	vs. Mississippi State	SECN+	W, 7-2
Fri. 11	at Rice	C-USA.tv	W, 10-1
Sat. 12	at Rice	C-USA.tv	W, 3-2
Sun. 13	at Rice	C-USA.tv	W, 7-4
Tue. 15	New Mexico	ESPN+	W, 28-2
Wed. 16	New Mexico	ESPN+	W, 11-5
Fri. 18	at Iowa	BIG10+ <i>canceled</i>	
Sat. 19	at Iowa	BIG10+	W, 11-3
Sun. 20	at Iowa	BIG10+	L, 6-3
Tue. 22	Cal Baptist	ESPN+	W, 6-3
Fri. 25	Texas (Big 12)	ESPN+	W, 5-4 (10)
Sat. 26	Texas (Big 12)	ESPN+	W, 16-12 (10)
Sun. 27	Texas (Big 12)	ESPN+	L, 12-1 (7)
Tue. 29	Stephen F. Austin	ESPN+	W, 19-1
Wed. 30	Stephen F. Austin	ESPN+	W, 13-5

APRIL

Fri. 1	at Kansas (Big 12)	ESPN+	W, 8-2
Sat. 2	at Kansas (Big 12)	ESPN+	W, 28-2
Sun. 3	at Kansas (Big 12)	ESPN+	L, 8-5
Tue. 5	at Grand Canyon	ESPN+	L, 9-4
Wed. 6	at Grand Canyon	ESPN+	L, 8-7
Fri. 8	Kansas State (Big 12)	ESPN+	W, 6-3
Sat. 9	Kansas State (Big 12)	ESPN+	W, 14-0
Sun. 10	Kansas State (Big 12)	ESPN+	W, 7-6
Tue. 12	vs. Oklahoma#	ESPN+	L, 14-9
Thu. 14	at TCU (Big 12)	ESPN+	L, 7-4
Fri. 15	at TCU (Big 12)	ESPN+	L, 4-3
Sat. 16	at TCU (Big 12)	ESPN+	L, 11-3
Tue. 19	at New Mexico	MW Network	L, 11-10
Sat. 23	West Virginia (Big 12) - DH1	ESPN+	W, 7-5
Sat. 23	West Virginia (Big 12) - DH2	ESPN+	W, 12-2 (8)
Sun. 24	West Virginia (Big 12)	ESPN+	L, 15-4
Tue. 26	Abilene Christian	ESPN+	L, 8-5
Fri. 29	at Baylor (Big 12)	ESPN+	W, 7-1
Sat. 30	at Baylor (Big 12)	ESPN+	W, 11-1

MAY

Sun. 1	at Baylor (Big 12)	ESPN+	L, 11-7
Tue. 3	at Abilene Christian	ESPN+	W, 16-12
Fri. 13	at Oklahoma State (Big 12)	ESPN+	W, 7-6
Sat. 14	at Oklahoma State (Big 12)	ESPN+	W, 9-3
Sun. 15	at Oklahoma State (Big 12)	ESPN+	W, 6-4
Thu. 19	Oklahoma (Big 12)	ESPN+	L, 13-8
Fri. 20	Oklahoma (Big 12)	ESPN+	L, 9-6
Sat. 21	Oklahoma (Big 12)	ESPN+	W, 10-2
<i>Phillips 66 Big 12 Championship (Arlington, Texas/Globe Life Field)</i>			
Wed. 25	Kansas State	ESPN+	4 p.m.
Thu. 26	TBD	TBD	TBD

Friday-Monday, June 3-6
NCAA Regionals (Campus Sites)

Friday-Monday, June 10-13
NCAA Super Regionals (Campus Sites)

Friday-Monday, June 17-27
NCAA College World Series (Omaha, Neb./Charles Schwab Field)

All times central, subject to change

* Big 12 game / * College Baseball Showdown / # HODGETOWN (Amarillo, TX)

COACHING STAFF

6	Tim Tadlock	Head Coach (10th Season)
19	J-Bob Thomas	Asst. Coach/3rd Base (10th Season)
50	Matt Gardner	Asst. Coach (9th Season)
12	Eric Gutierrez	V. Asst. Coach/1st Base (4th Season)
	Joe Hughes	Director of Operations (10th Season)
	Ray Hayward	Special Assistant (10th Season)
	Bryan Simpson	Athletic Trainer
	Tory Stephens	Strength & Conditioning
	Shishir Bhakta	Equipment Manager
	Lyndee Kiesling	Dir. of Player Development/Support Services

Texas Tech Game Notes / Big 12 Tournament

Dates	Time (CT)	TV	PxP	Analyst	Radio	PxP	Analyst
May 25	4 p.m.	Big 12 Now on ESPN+	Clay Matvick	Greg Swindell	TTU Sports Network	Geoff Haxton	Jamie Lent
* May 26	12:30 p.m.	Big 12 Now on ESPN+	Joey Zananoni	Mike Rooney	TTU Sports Network	Geoff Haxton	Jamie Lent
* May 26	7:30 p.m.	ESPNU	Clay Matvick	Greg Swindell	TTU Sports Network	Geoff Haxton	Jamie Lent

* determined by outcome on May 25



#2 TEXAS TECH RED RAIDERS

Head Coach _____ Tim Tadlock

Record _____ 36-18 Overall • 15-9 Big 12

Home/Away/Neutral _____ 21-5 / 13-9 / 2-4

Rankings: _____ D1: 8 • BA: 12 • NCBWA: 9

_____ CB: 14 • Coaches: 11 • PG: 9

Team Leaders

B Avg, (min. 180 AB) _____ Jace Jung (.350)

RBI _____ Kurt Wilson (.61)

ERA (min. 60.0 IP) _____ Brandon Birdsell (2.75)

vs. Big 12 Bracket in 2022

Swept KSU | OU, lost 3-of-4 | WVU, won 2-of-3



#7 KANSAS STATE WILDCATS

Head Coach _____ Pete Hughes

Record _____ 27-27 Overall • 8-16 Big 12

Home/Away/Neutral _____ 21-7 / 6-17 / 0-3

Rankings: _____ D1: NR • BA: NR • NCBWA: NR

_____ CB: NR • Coaches: NR • PG: NR

Team Leaders

B Avg, (min. 180 AB) _____ Dominic Johnson (.346)

RBI _____ Nick Goodwin (.46)

ERA (min. 60.0 IP) _____ Blake Adams (5.04)

vs. Texas Tech in 2022

Lost all three (road)

Date	Texas Tech Projected Starter	K-State Projected Starter
Wednesday, May 25	LHP Mason Molina (4.04 ERA, 1-5)	RHP Connor McCullough (5.32 ERA, 3-3)



#3 OKLAHOMA SOONERS

Head Coach _____ Skip Johnson

Record _____ 33-20 Overall • 15-9 Big 12

Home/Away/Neutral _____ 19-8 / 8-7 / 6-5

Rankings: _____ D1: 22 • BA: 19 • NCBWA: NR

_____ CB: NR • Coaches: NR • PG: 18

Team Leaders

B Avg, (min. 180 AB) _____ Tanner Tredaway (.346)

RBI _____ Peyton Graham (.53)

ERA (min. 60.0 IP) _____ Jake Bennett (3.83)

vs. Texas Tech in 2022

Won 3-of-4 (road-3, neutral-1)



#6 WEST VIRGINIA MOUNTAINEERS

Head Coach _____ Randy Mazey

Record _____ 33-20 Overall • 14-10 Big 12

Home/Away/Neutral _____ 17-6 / 12-12 / 4-2

Rankings: _____ D1: NR • BA: NR • NCBWA: NR

_____ CB: NR • Coaches: NR • PG: NR

Team Leaders

B Avg, (min. 180 AB) _____ Austin Davis (.336)

RBI _____ Victor Scott II (.46)

ERA (min. 60.0 IP) _____ Ben Hampton (4.50)

vs. Texas Tech in 2022

Lost 2-of-3 (road)

as determined by May 25 outcomes, Texas Tech will face Oklahoma or West Virginia on Thursday; detailed Big 12 Championship bracket located on page 2

Headlines in 1-2-3

* Texas Tech enters the 2022 Big 12 Championship as the 2-seed and will kick things off on Wednesday versus a team they swept in the regular season, 7-seeded Kansas State. Since 2016, the Red Raiders have entered the Big 12 tournament seeded no worse than No. 3 but have not won the tournament since 1998 - its only win. The Red Raiders played in the championship game of the Big 12's inaugural tournament in 1997 and again in 1998 and have not returned since. Tech's three wins in the 2019 tournament, matched the most wins in the Big 12 tournament since the 1998 win and matched the most games played in (5) since 1998.

* The Red Raiders made a splash in the annual Big 12 postseason awards released on Tuesday, taking home Pitcher of the Year (Brandon Birdsell) and Freshman of the Year (Hudson White), respectively. In total, 12 Red Raiders earned 16 respective selections announced in the 2022 edition of the All-Big 12 awards. Birdsell is the second Red Raider hurler to win the award, joining Steven Gingery in 2017, while White is the sixth Texas Tech freshman to earn the honor and the third since 2017 joining Josh Jung (2017) and Gabe Holt (2018).



* Texas Tech is the only school in the country that has hosted an NCAA Regional five consecutive times since 2016, if it is to extend to six, the Red Raiders need their RPI rank to catch up with the respect they're receiving from the national polls. While Tech checked in at No. 8 in the D1Baseball poll this week, its ninth-straight week ranked in the Top 10, Tech's most recent RPI ranking was No. 37 (games through May 22). Tech is the highest-ranked Big 12 team by D1Baseball entering the 2022 tournament, followed by No. 9 Oklahoma State, No. 18 TCU, No. 19 Texas and No. 22 Oklahoma.

Projected Texas Tech Lineup (based on prev. game)

Pos.	#	Name	Cl.	B/T	Ht./Wt.	Avg.	R	H	2B	HR	RBI	BB	Notes
LF	19	Easton Murrell	Sr.	L/R	6-0/210	.325	42	40	8	9	21	23	HBP 25x in '22, ranks No. 2 all-time at TTU
1B	18	Cole Stilwell	Jr.	R/R	6-1/215	.323	58	70	16	9	49	33	team-best BA (.410), RBIs (16)-last 10 gms
2B	2	Jace Jung	So.	L/R	6-0/205	.350	66	70	18	14	56	55	in NCAA, #5 walks & #18 in runs scored
DH	10	Ty Coleman	Jr.	R/R	5-8/190	.323	35	64	13	8	56	14	team-best 20-gm on-base streak
SS	8	Kurt Wilson	Sr.	R/R	6-2/210	.329	58	71	14	13	61	28	RBI total ranks No. 2 in the Big 12
RF	25	Owen Washburn	Fr.	L/R	6-0/205	.307	40	61	10	7	47	31	team-best 10-game hitting streak
C	5	Hudson White	Fr.	R/R	5-11/195	.266	39	50	10	6	39	35	.337 BA in 24 Big 12 gms (2nd to Stilwell-.347)
3B	15	Parker Kelly	Sr.	R/R	6-3/220	.291	41	57	18	10	47	28	team-best five doubles in 1st 10 gms
CF	1	Dillon Carter	So.	L/R	6-0/210	.198	35	25	5	3	17	25	.278 BA in last 10 gms



2022 Phillips 66 Big 12 Baseball Championship Schedule

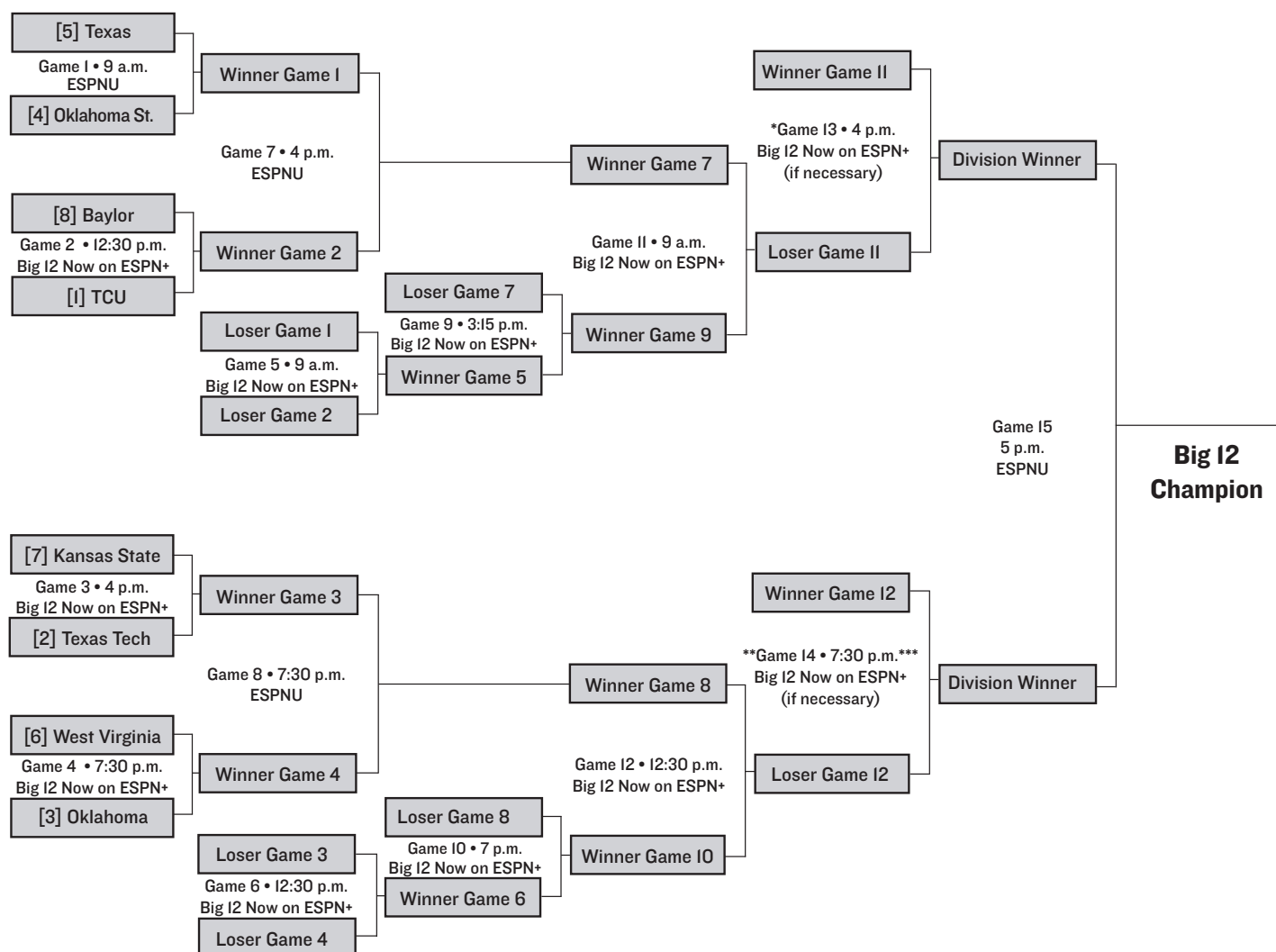
Wednesday, May 25

Thursday, May 26

Friday, May 27

Saturday, May 28

Sunday, May 29



All times Central.

Higher seed is designated as home team

*Game 13 will be necessary if the winner of Game 9 also wins Game 11.

**Game 14 will be necessary if the winner of Game 10 also wins Game 12.

***If Game 13 is unnecessary, Game 14 will be played at 4 p.m. rather than 7:30 p.m.

Note: If both bracket winners are undefeated after Game 12, Games 13 & 14 will not be played and the two undefeated teams will play in the championship game on Sunday.

#BIG12BSB

2022 Big 12 Baseball Regular Season Standings

SCHOOL	BIG 12	C-PCT.	HOME	AWAY	N.	STK.	OVR.	PCT.	HOME	AWAY	N.	STK.
TCU	16-8	.667	8-4	8-4	0-0	W3	35-18	.660	19-7	11-10	5-1	W7
Texas Tech	15-9	.625	8-4	7-5	0-0	W1	36-18	.667	21-5	13-9	2-4	W1
Oklahoma	15-9	.625	6-3	8-4	1-2	L1	33-20	.623	18-6	8-7	7-7	L1
Oklahoma State	15-9	.625	6-6	9-3	0-0	W2	36-18	.667	18-10	15-5	3-3	W2
Texas	14-10	.583	8-4	4-5	2-1	W3	39-17	.696	24-7	11-8	4-2	W5
West Virginia	14-10	.583	8-4	6-6	0-0	W3	33-20	.623	17-6	12-12	4-2	W3
Kansas State	8-16	.333	7-5	1-11	0-0	L3	27-27	.500	21-7	6-17	0-3	L4
Baylor	7-17	.292	5-7	2-10	0-0	L2	26-26	.500	20-12	4-13	2-1	L2
Kansas	4-20	.167	2-10	2-10	0-0	L8	20-35	.364	8-12	8-20	4-3	L8



Big 12 Tournament History

YEAR	OPPONENT	W/L	SCORE	SITE
1997	Missouri	W	12-2	Oklahoma City, Okla.
	#14 Oklahoma	L	3-5	
	#18 Texas A&M	W	9-6	
	#12 Oklahoma State	W	7-6	
	#14 Oklahoma	L	* 17-19	
1998	#18 Oklahoma	W	5-1	Oklahoma City, Okla.
	#16 Baylor	W	11-4	
	#11 Texas A&M	L	7-11	
	#18 Oklahoma	W	4-3	
	#11 Texas A&M	W	* 14-7	
1999	Texas	L	3-7	Oklahoma City, Okla.
	Missouri	L	7-8 (12)	
2000	#12 Texas	L	4-8	Oklahoma City, Okla.
	Texas A&M	W	8-6	
	#12 Texas	W	4-3	
	#4 Baylor	L	1-10	
2001	Oklahoma	W	17-5	Oklahoma City, Okla.
	Texas A&M	L	6-8	
	Oklahoma	L	3-4	
2002	Kansas State	W	5-4 (12)	Arlington, Texas
	#13 Nebraska	L	8-12	
	Kansas State	L	6-7	
2004	Baylor	L	3-8	Arlington, Texas
	#17 Oklahoma	L	1-3	
2005	#5 Nebraska	W	5-3	Oklahoma City, Okla.
	#17 Missouri	L	1-10	
	#5 Nebraska	L	1-2	
2006	#6 Texas	L	0-4	Oklahoma City, Okla.
	#11 Nebraska	L	4-6	
	Baylor	L	3-5	
2009	#8 Oklahoma	L	2-5	Oklahoma City, Okla.
	#15 Missouri	W	4-2	
	#19 Texas A&M	L	4-11	
2010	Texas A&M	L	2-9	Oklahoma City, Okla.
	#1 Texas	W	4-2	
	Missouri	L	3-7	
2011	#13 Texas A&M	L	5-10	Oklahoma City, Okla.
	#12 Oklahoma	L	1-3	
2013	#15 Kansas State	L	3-4	Oklahoma City, Okla.
	#24 Oklahoma	L	0-8	
	Baylor	W	8-2	
2014	#19 Texas	L	3-8	Oklahoma City, Okla.
	Oklahoma	L	8-9	
2015	Texas	L	1-2	Tulsa, Okla.
	#2 TCU	W	8-1	
	Baylor	L	4-5	
2016	Kansas State	W	8-5	Oklahoma City, Okla.
	West Virginia	L	4-9	
	Oklahoma	L	4-17 (7)	
2017	Oklahoma State	L	0-3	Oklahoma City, Okla.
	Baylor	W	4-1	
	West Virginia	L	7-12 (10)	
2018	TCU	L	2-12	Oklahoma City, Okla.
	Oklahoma State	W	6-2	
	West Virginia	L	4-12	
2019	Kansas State	W	7-4	Oklahoma City, Okla.
	West Virginia	L	1-5	
	Kansas	W	7-5	
	West Virginia	W	10-3	
	West Virginia	L	0-2	
2021	Baylor	W	11-4	Oklahoma City, Okla.
	TCU	L	2-7	
	Kansas State	L	2-7	

* - Big 12 Tournament Championship Game

TEXAS TECH RECORDS

By Site	W	L
Arlington, Texas	1	4
Oklahoma City, Okla.	21	34
Tulsa, Okla.	1	2
TOTAL	23	40

By Opponents	W	L
Baylor	4	4
Kansas	1	0
Kansas State	3	3
Missouri	2	3
Oklahoma	3	9
Oklahoma State	2	1
Nebraska	1	3
TCU	1	2
Texas	2	5
Texas A&M	3	5
West Virginia	1	5
TOTAL	23	40

By Coaches	W	L
Larry Hays (1997-2006)	12	18
Dan Spencer (2009-2011)	2	6
Tim Tadlock (2013)	9	16
TOTAL	23	40

BIG 12 CHAMPIONSHIP TITLES

YEAR	SITE
1998	Oklahoma City, Okla.

BIG 12 ALL-TOURNAMENT TEAM SELECTIONS

YEAR	PLAYER
1997	Joe Dillon (1B)
	Brandon Toro (OF)
	Jason Landreth (DH)
	Jason Gooding (P)
1998	MVP - Josh Bard (C)
	Keith Ginter (2B)
	Jason Landreth (OF)
	Brennan Burns (DH)
	Shane Wright (P)
1999	Josh Bard (C)
2000	Marco Cunningham (OF)
2002	Jake Brown (3B)
2006	Patrick Smart (1B)
2010	Barrett Barnes (1B)
	Chad Bettis (P)
2016	Tyler Neslony (OF)
2018	Cameron Warren (1B)
2019	Dane Haveman (LHP)
	Cameron Warren (1B)

Note: Due to the COVID-19 Pandemic, the 2020 Big 12 Tournament was canceled.

Big 12 Tournament Records

INDIVIDUAL HITTING - GAME

At bats _____ 6, 7x, Jon Slack, vs. #13 Nebraska (5/23/02)*
 Runs _____ 4, 2x, Jason Rainey, vs. Oklahoma (5/16/01)*
 Hits _____ 4, 7x, Drew Baker, vs. Baylor (5/26/21)*
 Doubles _____ 2, 6x, Tyler Neslony (5/22/15)*
 Triples _____ 1, several times, Dru Baker vs. #4 West Virginia (5/25/19)*
 Home Runs _____ 2, 2x, Barrett Barnes, vs. #1 Texas (5/27/10)*
 Extra-base Hits _____ 3, Jason Landreth, vs. #14 Oklahoma (5/18/97)
 Total Bases _____ 8, 4x, Drew Baker, vs. Baylor (5/26/21)*
 RBI _____ 5, 2x, Tim Proudfoot, vs. Baylor (5/25/13)*
 Hit by Pitch _____ 2, 3x, Eric Gutierrez, vs. Kansas State (5/23/13)*
 Stolen Bases _____ 2, 5x, Drew Baker, vs. Baylor (5/26/21)*

INDIVIDUAL PITCHING - GAME

Innings _____ 9.0, 4x, Brandon Roberson, vs. Oklahoma (6/16/01)*
 Hits _____ 14, Joe Smith, vs. #11 Texas A&M (5/16/98)
 _____ 14, Kevin Tracey, vs. Texas A&M (5/18/00)
 Runs _____ 11, Joe Smith, vs. #11 Texas A&M (5/16/98)
 Earned Runs _____ 7, Jeff Peck, vs. #14 Oklahoma (5/18/97)
 Strikeouts _____ 11, Montgomery, vs. Baylor (5/26/21)
 Walks _____ 6, Shane Wright, vs. Texas (5/19/99)

MISCELLANEOUS

Games _____ 5, 3x (2019)*
 Longest Game, Time _____ 4:12, vs. Kansas State (5/22/02)
 Longest Game, Innings _____ 12, 2x, vs. Kansas State (5/22/02)*
 Shortest Game, Time _____ 2:05, vs. #5 Nebraska (5/27/05)
 Highest Attendance _____ 10,400, vs. #18 Oklahoma (5/14/98)
 Lowest Attendance _____ 1,900, vs. #18 Texas A&M (5/16/97)
 Largest Margin of Victory _____ 12 runs, vs. Oklahoma (5/16/01)
 Largest Margin of Defeat _____ 13 runs, vs. Oklahoma (5/27/16)
 Biggest Deficit Overcame _____ 4, vs. Kansas State (5/25/16)
 Biggest Lead to Squander _____ 6, 2x, vs. Oklahoma (5/22/14)*
 Most Runs in Inning _____ 8 (2nd Inn.), vs. #11 Texas A&M (5/17/98)

* - Most recent occasion

Series Histories / 2022 Results

KANSAS STATE (49-31-1)

H: (27-8-1) A: (18-20) N: (4-3)	
4/8/22	Lubbock, Texas W, 6-3
4/9/22	Lubbock, Texas W, 14-0
4/10/22	Lubbock, Texas W, 7-6

OKLAHOMA (45-52-1)

H: (23-15) A: (17-26-1) N: (5-11)	
4/12/22	Amarillo, Texas* L, 14-9
5/19/22	Lubbock, Texas L, 13-8
5/20/22	Lubbock, Texas L, 9-6
5/21/22	Lubbock, Texas W, 10-2

*neutral site nonconference game

WEST VIRGINIA (17-16)

H: (9-3) A: (7-8) N: (1-5)	
4/23/22 (1)	Lubbock, Texas W, 7-5
4/23/22 (2)	Lubbock, Texas W, 12-2
4/24/22	Lubbock, Texas L, 14-5

April 23 was a Saturday doubleheader (1) (2)

2022 All-Big 12 Honors

Pitcher of the Year: Brandon Birdsell

Freshman of the Year: Hudson White

First Team All-Big 12

IF: Jace Jung, Texas Tech

SP: Brandon Birdsell, Texas Tech

Second Team All-Big 12

C: Hudson White, Texas Tech

IF: Cole Stilwell, Texas Tech

IF: Kurt Wilson, Texas Tech

OF: Easton Murrell, Texas Tech

SP: Andrew Morris, Texas Tech

Honorable Mention

Derek Bridges (RP), Ty Coleman (DH), Parker Kelly (IF), Owen Washburn (OF)

Big 12 All-Freshman Team

Mason Molina (RP)

Owen Washburn (OF)

Hudson White (C)

2022 Big 12 Weekly Honors

Feb. 28 – Ty Coleman

(Player of the Week/Newcomer of the Week)

March 7 – Owen Washburn (Newcomer of the Week)

March 7 – Parker Kelly (Player of the Week)

March 14 – Brandon Birdsell (Pitcher of the Week)

March 28 – Andrew Morris (Newcomer of the Week)

April 11 – Andrew Morris (Newcomer of the Week)

April 25 – Brandon Birdsell (Pitcher of the Week)

May 16 – Owen Washburn (Newcomer of the Week)

The All-American

Jace Jung (2021)

- Big 12 Player of the Year
- All-America First Team (Collegiate Baseball)
- All-America First Team (NCBWA)
- All-America First Team (Perfect Game)
- All-America Second Team (D1Baseball)
- All-America Second Team (Baseball America)
- All-America Third Team (ABCA)
- All-Big 12 First Team (Unanimous)
- NCAA Lubbock All-Regional Team
- Golden Spikes Award Semifinalist
- Dick Howser Trophy Semifinalist
- Bobby Bragan Slugger Award Finalist
- NCBWA District 7 Co-Player of the Year
- NCBWA Freshman All-American
- National Freshman Hitter of the Year
- ABCA All-Central Region

Jace Jung (2022)

- Big 12 Preseason Player of the Year
- Preseason All-Big 12 First Team (Unanimous)
- Preseason All-America First Team (Collegiate Baseball)
- Preseason All-America First Team (NCBWA)
- Preseason All-America First Team (D1Baseball)
- Preseason All-America First Team (Perfect Game)
- Preseason All-America First Team (Baseball America)
- Golden Spikes Award watch list
- Golden Spikes Award midseason watch list

Notes

INSIDE THE SERIES - KANSAS STATE

- Wednesday's meeting will be the 82nd all-time between the two programs.
- The series dates back to 1993 when Tech earned a win in the only matchup prior to the formation of the Big 12.
- It was Kansas State who eliminated Tech from the 2021 Big 12 tournament - winning what was Tech's second game of the day after Tech lost to TCU earlier in the day.
- Tech opened the 2019 Big 12 tournament with a 7-4 win against KSU.
- Tech is 3-3 all-time in the Big 12 tournament against KSU.
- Tim Tadlock is 21-10 all-time against KSU. Tadlock is 12-0 in games against KSU in Lubbock after this year's sweep.

2022 FLASHBACK VS. KANSAS STATE

April 8 recap (W, 6-3): Tech clung to a 1-0 lead until the top of the sixth. K-State used a sacrifice fly to tie the game and a timely two-out, two-strike single to score a pair and put the Red Raiders behind, 3-1. Texas Tech answered the bell the next half inning, after being limited to one run and three hits in the first five innings, Tech scored four in the home half of the sixth and one more in the seventh for the 6-3 win.

April 9 recap (W, 14-0): The Red Raiders used 10 hits, while the pitching staff limited Kansas State to three hits behind starter Brandon Birdsell. The junior allowed one hit and struck out 12 against three walks - his second-highest strikeout total in 2022 (15, March 12 at Rice).

April 10 recap (W, 7-6): Tech rallied, scoring three runs in the bottom of the ninth, to defeat Kansas State. Jace Jung provided the walk-off home run to seal the comeback bid. Trailing 6-4, the Red Raiders only needed three at-bats to score the go-ahead run. Zac Vooletich led off the frame with a solo shot over the left-field wall using the first pitch he saw to cut the deficit to one. Cole Stilwell reached base next before Jung brought him home.

INSIDE THE SERIES - OKLAHOMA

- Texas Tech and Oklahoma have met 98 times in the history of the two programs.
- The series dates back to 1976 as Oklahoma won six of the first nine games before the Big 12.
- Tech has played (12) and lost (9) to Oklahoma in the Big 12 tournament more than any other team in the league.
- Oklahoma eliminated Tech the last time they faced each other in the Big 12 tournament - a 17-4 run-rule in 2016.
- Since the formation of the Big 12, Tech is 42-46-1 against the Sooners
- Since Tim Tadlock took over prior to 2013, Tech is 18-14 against OU. Tadlock is 0-3 vs. OU in the tournament.
- Tech has won 5-of-9 regular-season series against OU since 2013, including a sweep in Norman in 2019.

2022 FLASHBACK VS. OKLAHOMA

April 12 recap (L, 14-9): A nonconference neutral site contest in Amarillo, dubbed the Red Dirt Rivalry. The 4-hour, 28-minute Tuesday night contest had the Red Raiders on the wrong end of 23 total runs crossing the plate between the two teams. Tech allowed a then-season-high five home runs on the blustery evening while also walking nine. TTU also committed four errors, matching a season-high set on one other occasion this season (at Rice, March 12).

May 19 recap (L, 13-8): The Sooners pounded six home runs, the most the Red Raiders have allowed in a game since March 10, 2010 when Gonzaga registered seven long balls in a single game. It was the 10th time in 2022 that Texas Tech surrendered double-digit runs and dropped to 2-8 when doing so. Two of the 10 belong to the Sooners

May 20 recap (L, 9-6): Having entered the series needing at least two wins to clinch a share of the Big 12 regular season championship, this game eliminated the Red Raiders from contention. Oklahoma scored at least one run over the first five innings to build a 9-2 lead, a lead that the Red Raiders could not overcome despite fighting back in the latter innings.

May 21 recap (W, 10-2): The Texas Tech baseball team's senior class was sent off the right way in the regular season finale, handing Oklahoma a 10-2 defeat on Senior Day. The Sooners jumped ahead by scoring in the first inning for the third day in a row. But on this day, the Red Raiders answered back with five runs in the home half of the first inning, its second-most runs scored in a single inning since recording seven in the first frame versus Texas on March 26. Chase Hampton paced Tech from that point forward, striking out nine and did not allow a run in the rest of his start.

INSIDE THE SERIES - WEST VIRGINIA

- Texas Tech and West Virginia have met 33 times in the history of the two programs.
- Tech holds a slim 17-16 all-time advantage, and a significant win total coming from a 9-3 home record vs. WVU.
- Tech is 1-5 against WVU in games played during the Big 12 postseason Tournament.
- Tech head coach Tim Tadlock and WVU head coach Randy Mazey were both in the first season leading their programs when the first head-to-head matchup was played in 2013 as WVU joined the Big 12.
- Tech has won five of the last six regular-season series and is 16-11 against WVU in regular season games.

2022 FLASHBACK VS. WEST VIRGINIA

April 23 recap (W, 7-5; W, 12-2): After inclement weather knocked out Friday's game and set up a Saturday doubleheader, the Texas Tech pitching duo of Andrew Morris and Brandon Birdsell came together and decided they'd be the only ones to take the mound that day as both tossed their only complete games of the 2022 season. The latter of the two ended in eight innings due to the Big 12's 10-run run-rule that's instituted for the second game of doubleheaders. The dominant performances from the two pitchers signaled the first time since 2009 that Texas Tech tossed back-to-back complete games. On April 11, 2009, both A.J. Ramos and Chad Bettis threw complete games. Ramos threw an eight-inning complete game (lost 4-0) while Bettis threw 9.0 innings of one-run ball (won 5-1)

April 24 recap (L, 15-4): The finale was tightly contested until the ninth inning with Texas Tech trailing by one, 5-4. The Mountaineers exploded for 10 runs in the top half of the ninth inning, using eight hits, one of which was a grand slam to slam the door on the game.

Notes

CONFERENCE AWARDS TREATED TECH WELL

In total, 12 Red Raiders earned 16 respective selections announced in the 2022 edition of the All-Big 12 awards. Headlining the awards for Texas Tech was starter Brandon Birdsell, selected as the 2022 Big 12 Pitcher of the Year while catcher/first baseman Hudson White was named the Big 12 Freshman of the Year on a busy day of conference awards received by Red Raiders. - *complete list of All-Big 12 award winners from Texas Tech on page 2*

- Birdsell is the second Red Raider hurler to win Big 12 Pitcher of the Year, joining Steven Gingery in 2017.
- White is the sixth Texas Tech freshman to earn the honor and the third since 2017 joining Josh Jung (2017) and Gabe Holt (2018). White is the first Red Raider catcher to earn Big 12 Freshman of the Year since Josh Bard in 1997.
- White and Owen Washburn were two of the seven unanimous selections for the all-freshman team.

TOP-3 FINISH IN CONFERENCE

Texas Tech is the only program in the Big 12 to finish in the top three of the league standings every year since 2016. The Red Raiders wrapped up conference play at 15-9, including series wins over then-No. 2 Texas and then-No. 3 Oklahoma State. Tech won six of its eight Big 12 series, including three out of the four it played on the road. The Red Raiders were especially strong in its first two games behind the arms of All-Big 12 second-teamer Andrew Morris on Fridays and Big 12 Pitcher of the Year Brandon Birdsell on Saturdays. Morris finished Big 12 play 5-1 as a starting pitcher while Birdsell finished 5-2. Morris logged 53.0 IP and a 4.42 ERA and .236 opponent batting average while Birdsell logged 47.0 IP and a 3.26 ERA and .222 opponent batting average.

JACE JUNG NAMED TO GOLDEN SPIKES SEMIFINALIST

On May 24, USA Baseball unveiled that Texas Tech sophomore Jace Jung was named a semifinalist for the 2022 Golden Spikes Award, moving closer to being named the top amateur baseball player in the country. The list of semifinalists is headlined by Jung (Texas Tech) and Jacob Berry (LSU) who are both making their second semifinalist list appearances this year after also earning the honor in 2021. Since 2007, 32 athletes have been named a semifinalist more than once in their careers, including past Golden Spikes Award winners Stephen Strasburg (2009), Mike Zunino (2012), Kris Bryant (2013), Brendan McKay (2017), and Andrew Vaughn (2018). A total of 31 players were named semifinalists.

HUDSON WHITE EARNS TEAM USA TRYOUT

It was announced on May 23 that Texas Tech Big 12 Freshman of the Year Hudson White was invited to the USA Baseball Collegiate National Team Training Camp. The USA Baseball Collegiate National Team Training Camp will feature 48-50 of the premier non-draft eligible college players for a five-game Stars vs. Stripes intrasquad series in North Carolina from June 30-July 4. USA Baseball will name a final, 26-man Collegiate National Team roster after Training Camp that will represent the United States at Honkbalweek Haarlem in the Netherlands from July 9-15.

BACK WHERE IT ALL BEGAN

The Red Raiders are entering familiar territory this week at the Big 12 Championship tournament at Globe Life Field as it is where they kicked off the season, Feb. 18-20. In fact, Tech opened both the 2021 and 2022 seasons at Globe Life Field as part of the State Farm College Baseball Showdown. While it is familiar territory, it hasn't exactly treated Tech that well as they are 1-5 in those games. In 2021, Tech dropped games to three SEC teams - #8 Arkansas, #6 Ole Miss and #7 Mississippi State. In 2022, Tech opened with a win over Michigan before falling to Auburn and #15 Arizona. In the win, Tech defeated Michigan with a run-scoring walk-off base hit from freshman Owen Washburn in his first collegiate game.

PLAY YOUR BEST BALL AT THE END

Texas Tech started out the season 22-5 in the months of February and March before a turbulent April, experiencing its longest losing streak - 5 games - since 2016. April was tough but Tech still hung tight in the Big 12, winning nine conference games in April. Tech finished the regular season winning seven of its last 10 games, including a massive series sweep on the road at then No. 3 Oklahoma State.

RBI MACHINES

While Ivan Melendez (Texas) sits atop the Big 12 in RBIs, Texas Tech's 3-4-5 hitters rank 2-3-4 in the Big 12 in that category. Kurt Wilson leads the team with 61, followed by Jace Jung (56) and Ty Coleman (56). As a fifth-year senior, Wilson entered the 2022 season with 45 RBIs. Similarly, teammate Parker Kelly's production spiked, also a fifth-year, he entered 2022 with 17 RBIs, and owns 47 after 54 games in 2022.

NATIONALLY SPEAKING

- In the NCAA, Jace Jung ranks No. 5 in walks (55) and No. 4 in walks/per game (1.02).
- In the NCAA, Jace Jung ranks No. 18 in runs scored (66) and No. 32 in on-base % (.492).
- In the NCAA, Brandon Birdsell ranks No. 37 in strikeouts (96) and No. 40 in strikeouts per nine innings (12.00).
- In the NCAA, Kurt Wilson ranks No. 46 in RBIs (61).
- In the NCAA, Easton Murrell ranks No. 4 in Hit-By-Pitch (25).

WALK IT OUT

Texas Tech batters have registered 315 walks this season after 54 games, ranking t-No. 6 in NCAA DI baseball. Charlotte is No. 1 (356). Jace Jung is fifth in the nation in walks individually with 55.

DOUBLE-DOUBLE

Texas Tech has hit 136 doubles this season, ranking fourth-most in the nation. UNLV leads the nation with 142. Jace Jung and Parker Kelly each own 18, which is tied for sixth-most in the Big 12.

2022 Texas Tech Record When...

	ALL	BIG 12
All Opponents	36-18	15-9
At Rip Griffin Park	21-5	8-4
On the road	13-9	7-5
At neutral sites	2-4	0-0
Big 12 Opponents	---	15-9
Non-Conference	21-9	---
Day Games	23-10	9-5
Night Games (6 p.m. & after)	13-8	6-4
Top-5 Teams	5-1	5-1
Top-10 Teams	0-0	0-0
Top 25 Teams	1-2	0-0
Unranked Teams <small>(as ranked by D1Baseball.com)</small>	30-15	10-8
February	5-2	0-0
March	17-3	2-1
April	9-10	9-5
May	5-3	4-3
June	0-0	0-0
Monday	0-0	0-0
Tuesday	6-5	0-0
Wednesday	3-1	0-0
Thursday	0-2	0-2
Friday	8-2	5-2
Saturday	13-2	8-1
Sunday	6-6	2-4
vs Left-handed Starter	7-3	4-2
vs Right-handed Starter	29-15	11-7
1-Run games	6-4	3-1
2-Run games	3-0	2-0
5+Run games	20-7	8-4
Extra innings	3-0	2-0
Shutouts	1-0	1-0
Scoring 0-2 runs	0-3	0-1
Scoring 3-5 runs	3-9	1-5
Scoring 6-9 runs	15-5	8-3
Scoring 10+ runs	18-1	6-0
Opponent 0-2 runs	15-1	7-0
Opponent 3-5 runs	15-1	5-1
Opponent 6-9 runs	4-8	2-3
Opponent 10+ runs	2-8	1-5
Scored in 1st inning	18-7	7-3
Opp. scored in 1st inning	9-6	5-5
Scores first	24-10	9-3
Opponent scores first	12-8	6-6
Leading after the 6th	30-1	13-0
Trailing after the 6th	6-17	2-9
Tied after the 6th	0-0	0-0
<small>one game ended after 7 inn in 2022</small>		
Leading after the 7th	31-1	13-0
Trailing after the 7th	4-16	1-8
Tied after the 7th	1-0	1-0
Leading after the 8th	29-1	11-0
Trailing after the 8th	2-16	1-8
Tied after the 8th	4-0	2-0
Hit 0 home runs	6-7	0-3
Hit 1 home run	11-4	5-4
Hit 2+ home runs	19-7	10-2
Opponent 0 home runs	20-3	8-2
Opponent 1 home run	10-8	3-4
Opponent 2+ HRs	6-7	4-3
Made 0 errors	17-8	9-5
Made 1 error	13-7	5-4
Made 2+ errors	6-3	1-0
Opponent made 0 errors	13-7	6-4
Opponent made 1 error	14-8	6-3
Opponent made 2+ errors	9-3	3-2
Out-hit opponent	27-0	11-0
Out-hit by opponent	6-14	3-8
Hits are tied	3-4	1-1



RECORD WATCH

HOME RUNS (CAREER)

1. Clint Bryant (1993-96)	44
2. Josh Bard (1997-99)	43
Joe Dillon (1996-97)	43
4. Mike Humphreys (1985-88)	41
5. Roger Kieschnick (2006-08)	39
<i>Jace Jung (2021-22)</i>	39
7. Dion Ruecker (1995-96)	37
John Grimes (1982-85)	37
9. Eric Gutierrez (2013-16)	36
10. Keith Ginter (1997-98)	34
11. Josh Jung (2017-19)	33
Barrett Barnes (2010-12)	33

WALKS (SEASON)

1. Keith Ginter (1998)	78
2. Stubby Clapp (1996)	66
3. Ryan Ruiz (1999)	59
<i>4. Jace Jung (2022)</i>	55
5. Josh Jung (2019)	53
Jason Totman (1995)	53
7. Bryan Cowan (1976)	52
8. Keith Ginter (1997)	51
9. Clint Bryant (1995)	50
10. Jose Delgado (2004)	49
Scott Holzhauser (2000)	49
Jace Jung (2021)	49

SAVES (SEASON)

1. Chad Bettis (2010)	10
Brandon Roberson (1999)	10
3. Hayden Howard (2016)	9
4. Clayton Beeter (2019)	8
Steve Rowe (2002)	8
Blake McGinley (2001)	8
Tom Black (1976)	8
8. Dominic Moreno (2015)	7
John Neely (2011)	7
Chad Bettis (2009)	7
Kevin Tracey (2000)	7
Brad Ralston (1997)	7
<i>XX. Trendan Parish (2022)</i>	6

HIT BY PITCH (SEASON)

1. Nick Blankenship (2002)	28
2. Jamodrick McGruder (2011)	25
<i>Easton Murrell (2022)</i>	25
4. Eric Gutierrez (2016)	20
Eric Gutierrez (2013)	20
6. Eric Gutierrez (2014)	16
Cody Fuller (2004)	16
8. Cody Farhat (2018)	15
9. Cameron Warren (2018)	14
Brennan Moore (2012)	14
Cody Fuller (2005)	14

Notes

SCORING IN BUNCHES

By Game: Texas Tech ranks No. 10 in the nation in runs scored with 485. **Tech owns 19 different games of double-digit scoring** this season and on March 15 in a 28-2 win against New Mexico, scored at least 28 runs in a game for just the seventh time in program history. Tech achieved that mark for the eighth time in program history less than three weeks later defeating Kansas 28-2.

By Inning: Texas Tech set a single inning school record on March 15 against New Mexico by scoring 16 runs in the second inning. The previous record was 13, done so three times before - the last time being this season against Merrimack on March 5. **Texas Tech has scored five runs or more in a single inning 22 different times this season.**

Scoring highs/game

28: New Mexico (3/15)
28: at Kansas (4/2)
21: Merrimack (3/5)
20: Merrimack (3/5)
19: SFA (3/29)
17: Merrimack (3/4)
16: #2 Texas (3/26)
16: at ACU (5/3)
14: Kansas State (4/9)
13: SFA (3/30)
12: Merrimack (3/6)
12: West Virginia (4/23)
11: New Mexico (3/16)
11: at Iowa (3/19)
11: at Baylor (4/30)
10: Kent State (2/26)
10: Rice (3/11)
10: New Mexico (4/19)
10: Oklahoma (5/21)

Scoring highs/inning

16: New Mexico (3/15, 2nd)
13: Merrimack (3/5-G2, 5th)
9: Merrimack (3/5-G1, 6th)
9: at ACU (5/3, 6th)
8: at Kansas (4/2, 6th)
7: Merrimack (3/6, 5th)
7: New Mexico (3/16, 8th)
7: #2 Texas (3/26, 1st)
7: #3 Oklahoma St. (5/14, 5th)
6: SFA (3/29, 4th)
5: Merrimack (3/4, 2nd)
5: Merrimack (3/5-G1, 8th)
5: #23 Miss. St. (3/9, 2nd)
5: SFA (3/30, 8th)
5: at Kansas (4/2, 3rd)
5: at Kansas (4/2, 9th)
5: at Grand Canyon (4/6, 9th)
5: Kansas State (4/9, 5th)
5: West Virginia (4/23-G1, 3rd)
5: at Baylor (5/1, 2nd)
5: #3 Oklahoma St. (5/13, 4th)
5: Oklahoma (5/21, 1st)

THIS-N-THAT ABOUT TEXAS TECH

- The Red Raiders are 21-5 in home games this season, and 15-13 in all other games (road & neutral).
- Tech is 30-2 this season when holding its opponent to five runs or less.
- Tech is 27-0 this season when it has more hits than its opponent.
- Tech is 30-1 this season when leading after six innings.
- Texas Tech went 22-5 in the months of February and March.
- Texas Tech went 9-10 in April - but posted a 9-5 record in Big 12 games.
- Tech has scored six runs or more in 39 of 54 games this season.
 - TTU is 33-6 in those games.
- Tech has scored in double-digits 19 times out of 54 games.
 - TTU is 18-1 in those games. Tech lost with double-digit scoring for the first time at UNM (11-10) on April 19. It is also the only game Tech lost when leading after six innings.
- Tech has hit seven grand slams. If Tech hits an eighth this season, they will enter the NCAA record book in a tie for 12th place all-time, sharing eight with Eastern Ill. (2002), Florida (1998), Florida St. (1996), Hardin-Simmons (1989), North Carolina (1987), Virginia Tech (1986) and FIU (1983). Texas Tech surpassed six grand slams in a single season for the first time since 2004, hitting numbers six and seven in back-to-back games at Oklahoma State.
- Texas Tech is 30-11 this season when having at least one home run.
- Texas Tech scored five or more runs in the first inning for the first time since Feb. 15, 2020, vs. Northern Colorado when it scored seven in the first inning against #2 Texas on March 26. Tech scored five runs in the first inning for a second time in 2022 on May 21 versus Oklahoma.
- Parker Kelly is the first Red Raider to own three grand slams in the same season since Cameron Blair achieved the feat in both 2004 and 2005. Kelly's grand slams were achieved in a five-day span - two in the same game vs. Merrimack on March 5 at home, and again vs. No. 23 Mississippi State on March 9 in a neutral site game in Biloxi.
- Brandon Birdsell's 15 strikeouts against Rice on March 12 were the most by a Red Raider since Bobby Doran's 16 versus Missouri on May 1, 2010.
- Against SFA on March 29, Texas Tech had double-digit doubles (10) in a game for the first time since registering 12 against Kansas on April 25, 2010.

TWO EARN BIG LEAGUE DEBUTS THIS PAST MONTH

Former Texas Tech pitchers Parker Mushinski (Houston Astros) and Davis Martin (Chicago White Sox) made their MLB debuts this past month. Mushinski in a reliever role on April 17 against Seattle while Davis Martin started at Kansas City on May 17.

PROS GROW HERE

After the 2021 season, Texas Tech turned in the second-most Major League Baseball Draft selections of any team in the country with nine. Despite only a 20-round draft, Tech boasted its third-highest draft haul in school history, matching its total from 2012 while only trailing the 11 Red Raiders picked following the 2018 season and 10 chosen in 2016.

3-STRAIGHT SUPERS IN LUBBOCK

Only two other programs in the country have hosted a Super Regional three-consecutive seasons. The Red Raiders' have hosted a Super Regional five times in program history, and until faltering last season against Stanford, has advanced to the College World Series in their four previous tries.

5-STRAIGHT REGIONALS IN LUBBOCK

For five-consecutive postseasons, the Red Raiders have been one of 16 host sites selected to host the regional round by the NCAA Selection Committee. Texas Tech is the only program in the country to host every year since 2016. It was the first time in school history Tech secured hosting an NCAA Regional in five-straight seasons, and it was the eighth time overall. The Red Raiders have played regional action in Lubbock in 1996, 1997, 1999, 2016, 2017, 2018, 2019 and 2021.

BIG 12 PRESEASON POLL

TEAM	POINTS
1. Texas (8)	64
2. Oklahoma State (1)	52
3. Texas Tech	49
4. TCU	48
5. Baylor	33
6. Oklahoma	25
7. Kansas State	23
8. West Virginia	20
9. Kansas	10

BIG 12 PRESEASON PLAYERS OTY

C: Silas Ardoyn, Texas
IF: Peyton Graham, Oklahoma
IF: Brayden Taylor, TCU*
IF: Mitchell Daly, Texas
IF: Trey Faltine, Texas
IF: Jace Jung, Texas Tech*
OF: Jared McKenzie, Baylor*
OF: Dylan Phillips, Kansas State
OF: Austin Davis, West Virginia
DH: Ivan Melendez, Texas*
UT: Nolan McLean, Oklahoma State
UT: Jake Thompson, Oklahoma State
SP/UT: Justin Campbell, Oklahoma State*
SP: Austin Krob, TCU
SP: Pete Hansen, Texas
SP: Tristan Stevens, Texas*
RP: Aaron Nixon, Texas
RP: Jacob Watters, West Virginia
* - Unanimous Selection

BIG 12 CHAMPIONSHIP SCHEDULE

Wednesday, May 25

Game 1: No. 4 Oklahoma State vs No. 5 Texas (ESPN) 9 a.m.
Game 2: No. 1 TCU vs. No. 8 Baylor (ESPN+) 12:30 p.m.
Game 3: No. 2 Texas Tech vs. No. 7 K-State (ESPN+) 4 p.m.
Game 4: No. 3 Oklahoma vs. No. 6 West Virginia (ESPN+) 7:30 p.m.

**BIG 12 CHAMPIONSHIP SCHEDULE**

THURSDAY, MAY 26

Game 5: Game 1 Loser vs. Game 2 Loser 9 a.m.
Game 6: Game 3 Loser vs. Game 4 Loser 12:30 p.m.
Game 7: Game 1 Winner vs. Game 2 Winner (ESPN) 4 p.m.
Game 8: Game 3 Winner vs. Game 4 Winner (ESPN) 7:30 p.m.

FRIDAY, MAY 27

Game 9: Game 7 Loser vs. Game 5 Winner 3:15 p.m.
Game 10: Game 8 Loser vs. Game 6 Winner 7 p.m.

SATURDAY, MAY 28

Game 11: Game 7 Winner vs. Game 9 Winner 9 a.m.
Game 12: Game 8 Winner vs. Game 10 Winner 12:30 p.m.

*Game 13: If Necessary 4 p.m.

Game 14: If Necessary* 7:30 p.m.

SUNDAY, MAY 29

Game 15: Championship Game (ESPN) 5 p.m.

NATIONAL RANKINGS (May 23 rankings)**D1 Baseball**

Team	Record
1. Tennessee	49-7
2. Virginia Tech	40-11
3. Stanford	37-14
4. Oregon State	41-13
5. Texas A&M	35-17
6. Miami (FL)	39-16
7. Louisville	38-16-1
8. Texas Tech	36-18
9. Oklahoma State	36-18
10. Maryland	44-10
11. Texas State	44-11
12. Gonzaga	34-15
13. Arkansas	38-16
14. Southern Miss	41-14
15. Virginia	38-15
16. Notre Dame	33-13
17. UCSB	40-12
18. TCU	35-18
19. Texas	39-17
20. UCLA	35-20
21. LSU	37-18
22. Oklahoma	33-20
23. East Carolina	38-18
24. Auburn	37-18
25. Grand Canyon	39-17

Baseball America

Team	Record
1. Tennessee	49-7
2. Virginia Tech	40-11
3. Texas A&M	35-17
4. Stanford	37-14
5. Miami (FL)	39-16
6. Louisville	38-16-1
7. Oregon State	41-13
8. TCU	35-18
9. Maryland	44-10
10. Gonzaga	34-15
11. Arkansas	38-16
12. Texas Tech	36-18
13. Oklahoma State	36-18
14. Notre Dame	33-13
15. Texas State	44-11
16. Southern Miss	41-14
17. Virginia	38-15
18. UCLA	35-20
19. Oklahoma	33-20
20. Auburn	37-18
21. LSU	37-18
22. Oregon	35-21
23. UCSB	40-12
24. Texas	39-17
25. East Carolina	38-18

NCBWA

Team	Record
1. Tennessee	49-7
2. Virginia Tech	40-11
3. Stanford	37-14
4. Oregon State	41-13
5. Texas A&M	35-17
6. Miami (FL)	39-16
7. Louisville	38-16-1
8. Oklahoma State	36-18
9. Texas Tech	36-18
10. Arkansas	38-16
11. Maryland	44-10
12. Texas State	44-11
13. Notre Dame	33-13
14. Gonzaga	34-15
15. Virginia	38-15
16. Texas	39-17
17. Southern Miss	41-14
18. TCU	35-18
19. UCSB	40-12
20. LSU	37-18
21. UCLA	35-20
22. UConn	43-13
23. Auburn	37-18
24. Grand Canyon	39-17
25. Vanderbilt	35-19

Collegiate Baseball

Team	Record
1. Tennessee	49-7
2. Virginia Tech	40-11
3. Stanford	37-14
4. UCSB	40-12
5. Oregon State	41-13
6. Texas A&M	35-17
7. Louisville	38-16-1
8. Arkansas	38-16
9. Texas State	44-11
10. Miami (FL)	39-16
11. East Carolina	38-18
12. TCU	35-18
13. UCLA	35-20
14. Texas Tech	36-18
15. Oklahoma State	36-18
16. LSU	37-18
17. Oregon	35-21
18. Cal Poly	35-20
19. Maryland	44-10
20. Southern Miss	41-14
21. Notre Dame	33-13
22. Virginia	38-15
23. Auburn	37-18
24. Georgia	35-20
25. Florida	35-20

USA Coaches

Team	Record
1. Tennessee	49-7
2. Virginia Tech	40-11
3. Oregon State	41-13
4. Stanford	37-14
5. Miami (FL)	39-16
6. Louisville	38-16-1
7. Oklahoma State	36-18
8. Maryland	44-10
9. Texas A&M	35-17
10. Arkansas	38-16
11. Texas Tech	36-18
12. Southern Miss	41-14
13. Virginia	38-15
14. Texas State	44-11
15. Gonzaga	34-15
16. Notre Dame	33-13
17. Texas	39-17
18. UCSB	40-12
19. TCU	35-18
20. LSU	37-18
21. Auburn	37-18
22. UCLA	35-20
23. UConn	43-13
24. Vanderbilt	35-19
25. East Carolina	38-18

Perfect Game

Team	Record
1. Tennessee	49-7
2. Virginia Tech	40-11
3. Texas A&M	35-17
4. Stanford	37-14
5. Miami (FL)	39-16
6. Oregon State	41-13
7. Louisville	38-16-1
8. Oklahoma State	36-18
9. Texas Tech	36-18
10. Southern Miss	41-14
11. Gonzaga	34-15
12. Arkansas	38-16
13. UCSB	40-12
14. Notre Dame	33-13
15. LSU	37-18
16. Texas	39-17
17. Maryland	44-10
18. Oklahoma	33-20
19. Texas State	44-11
20. East Carolina	38-18
21. UCLA	35-20
22. Grand Canyon	39-17
23. Virginia	38-15
24. Florida State	32-22
25. TCU	35-18

TEXAS TECH WEEK-BY-WEEK IN THE 2022 POLLS

DATE	D1	BA	NCBWA	CB	USA	PG
Preseason	14	23	14	4	12	12
Feb. 21	20	NR	21	16	no update	21
Feb. 28	19	NR	21	23	no update	19
Mar. 7	17	NR	15	19	11	16
Mar. 14	17	23	12	17	13	14
Mar. 21	16	23	11	16	11	11
Mar. 28	7	7	6	6	6	4
April 4	4	5	4	5	4	3
April 11	4	4	5	8	4	6
April 18	9	17	9	NR	8	15
April 25	9	15	11	NR	13	15
May 2	9	17	9	NR	12	15
May 9	9	15	8	30	13	15
May 16	5	6	6	12	7	5
May 23	8	12	9	14	11	9

ALL-TIME NO. 1 RANKINGS

Poll	Date
Collegiate Baseball	4/14/97
Collegiate Baseball	4/21/97
Collegiate Baseball	4/28/97
Collegiate Baseball	2/17/20
NCBWA	2/17/20

HIGHEST FINAL RANKING IN EACH POLL

Poll	YEAR	Ranking
Baseball America	2020	2nd
NCBWA	2019	4th
Collegiate Baseball	2019	4th
USA Today Coaches	2020	3rd
D1Baseball.com	2016, 2019, 2020	4th
Perfect Game	2020	3rd

HIGHEST RANKING IN EACH POLL

Poll	Date	Ranking
Baseball America	3/9/20	(3x) 2nd
NCBWA	2/17/20	1st
Collegiate Baseball	2/17/20	(4x) 1st
USA Today Coaches	3/27/17	2nd
D1Baseball.com	3/5/18	(7x) 3rd
Perfect Game	4/4/22	(6x) 3rd



DAN LAW FIELD AT RIP GRIFFIN PARK

TOP-20 ATTENDANCE MARKS - SINGLE GAME

Game	Date	Attendance	Result
1. #9 Oklahoma State	June 8, 2019	4,833	L, 5-6
2. Duke	June 9, 2018	4,818	W, 6-4
Duke	June 10, 2018	4,818	L, 2-11
4. #16 East Carolina	June 12, 2016	4,817	W, 11-0
#17 East Carolina	June 11, 2016	4,817	W, 3-1 (13)
#17 East Carolina	June 10, 2016	4,817	L, 6-8
7. #16 College of Charleston	June 8, 2014	4,811	W, 1-0
#16 College of Charleston	June 7, 2014	4,811	W, 1-0
9. #9 Oklahoma State	June 9, 2019	4,782	W, 8-6
10. North Carolina	June 5, 2021	4,737	W, 7-2
11. #21 UCLA	June 6, 2021	4,737	W, 8-2
12. #9 Oklahoma State	June 7, 2019	4,732	W, 8-6
Sam Houston State	June 5, 2017	4,732	L, 3-4
Sam Houston State	June 4, 2017	4,732	L, 8-9
Sam Houston State	June 3, 2017	4,732	W, 6-0
Delaware	June 2, 2017	4,732	W, 5-2
#17 Dallas Baptist	June 6, 2016	4,732	W, 5-3
Dallas Baptist	June 5, 2016	4,732	L, 6-10
New Mexico	June 4, 2016	4,732	W, 4-3
Fairfield	June 3, 2016	4,732	W, 12-1

YEARLY ATTENDANCE - NCAA RANKINGS

YEAR	DATES	TOTAL	RANK	AVERAGE	RANK	RECORD
2012	33	94,173	21st	2,853	21st	22-11
2013	29	73,299	26th	2,527	26th	19-10
2014	35	89,355	20th	2,553	29th	33-4
2015	27	98,969	17th	3,665	13th	20-10
2016	34	130,919	15th	3,851	15th	25-9
2017	29	120,173		4,143	13th	23-6
2018	34	136,684	11th	4,142	10th	28-6
2019	37	144,339	10th	3,901	14th	30-7
2020	11	40,567	14th	3,698	13th	11-0
2021	34	119,916		3,527		27-7
Totals	299	1,048,394		3,506		238-70

TOP 3-GAME SERIES ATTENDANCE

Series	Dates	Total	Average
1. #17 East Carolina	June 10-12, 2016	14,451	4,817
2. #9 Oklahoma State	June 7-9, 2019	14,347	4,782
3. Duke	June 9-11, 2018	14,110	4,703
4. #18 Texas	May 4-6, 2018	13,296	4,432
Kansas	May 18-20, 2017	13,296	4,432
#2 TCU	April 28-30, 2017	13,296	4,432
Oklahoma State	April 21-23, 2017	13,296	4,432
#29 Baylor	April 7-9, 2017	13,296	4,432
Texas	April 22-24, 2016	13,296	4,432
10. Baylor	April 23-25, 2021	12,895	4,298

TOP 2-GAME SERIES ATTENDANCE

Series	Dates	Total	Average
1. #16 College of Charleston	June 7-8, 2014	9,622	4,811
2. #9 Stanford	June 11-12, 2021	9,464	4,732
3. New Mexico State	March 10-11, 2015	6,661	3,331
4. Stetson	March 24-25, 2019	6,524	3,262
5. New Mexico State	March 1-2, 2016	6,375	3,188
6. Grand Canyon	April 28-29, 2015	6,239	3,120
7. Oral Roberts	March 17-18, 2015	6,233	3,117
8. Alabama A&M	March 13-14, 2012	5,924	2,962
9. New Mexico	April 17-18, 2012	5,030	2,515
10. Florida Gulf Coast	March 20-21, 2012	4,959	2,480

TOP ATTENDANCE MARKS

Opening Day	4,432 vs. Oregon (Feb. 15, 2019)
Day Game	4,818, vs. Duke (June 9, 2018)
Night Game	4,833, vs. #9 Oklahoma State (June 8, 2019)
Midweek Game	4,432, vs. #4 Arizona (March 7, 2017)

Series Opener	4,818, vs. Duke (June 9, 2018)
Middle Game	4,833, vs. #9 Oklahoma State (June 8, 2019)
Series Finale	4,817, vs. #16 East Carolina (June 12, 2016)
Total Attendance	144,339, 37 games (2019)
Average Attendance	4,143, 29 games (2017)
3,000 + Attendance Games in a Season	37 (2019)*
4,000 + Attendance Games in a Season	20 (2018)*
Consecutive 3,000+ attendances	89, Apr. 7, 2017-Mar. 8, 2020

Monday	4,732, 2x, vs. Sam Houston State (June 5, 2017)
Tuesday	4,432, vs. #4 Arizona (March 7, 2017)
Wednesday	3,327, vs. Oral Roberts (March 18, 2015)
Thursday	4,393, vs. #2 TCU (April 2, 2015)
Friday	4,817, vs. #17 East Carolina (June 10, 2016)
Saturday	4,833, vs. #9 Oklahoma State (June 8, 2019)
Sunday	4,818, vs. Duke (June 10, 2018)



TEXAS TECH UNIVERSITY

THE STATE OF TEXAS' TOP ATHLETICS DEPARTMENT

- With all the talk of conference realignment in the air, it's important to remember Texas Tech has led all schools in the state of Texas in the Capital One Cup men's standings in two of the last three complete athletic seasons after finishing third nationally in 2018-19 and then 14th for the 2017-18 athletic year. Below are several other facts regarding Texas Tech's success in competition.
- Since 2017, Texas Tech has had 15 of its 17 athletic programs compete in the NCAA postseason or a bowl game.
- Texas Tech has had six different programs finish among the top-10 teams nationally in their respective sport since 2014 alone.
- The Red Raiders have appeared in 38 bowl games in their history, which ranks tied for third among Big 12 programs and among the top-25 teams in college football history.
- Texas Tech claimed the 2019 Men's Outdoor Track and Field National Championship under head coach Wes Kittley.
- Texas Tech played in the 2019 NCAA Championship Game as well as in two consecutive Elite Eights (2018-19). The Red Raiders are one of four men's basketball programs in the country with multiple Elite Eight appearances over the last three NCAA Tournaments.
- Texas Tech has advanced to the Men's College World Series four times in recent years (2014, 2016, 2018, 2019), which is tied for the most trips to the hallowed grounds in Omaha among teams nationally since 2014.
- Lady Raider Basketball remains one of the top programs in women's college basketball history as Texas Tech ranks 19th all-time among power-five programs with its 925 victories. Backed by the legendary Sheryl Swoopes, the Lady Raiders claimed the NCAA National Championship in 1993, the first team national championship in school history.
- Since joining the Big 12 as a charter member in 1996, Texas Tech has won 27 conference titles, with 11 of those coming in the past six years alone.
- In addition to its athletics success, Texas Tech has unveiled several new facilities in recent years with the opening of the \$48 million Sports Performance Center in 2017, the Cash Family Sports Nutrition Center in 2020 and the \$32.2 million Dustin R. Womble Basketball Center this past May.

THE NATION'S MOST DEDICATED FANS

- Texas Tech boasts one of the most rabid fan bases in all of college athletics as Red Raider fans have traditionally traveled in droves for bowl trips as well as to basketball games in locations like New York City, Anaheim (CA) and Minneapolis for the Final Four as well as to Omaha for the Men's College World Series.
- To date, Texas Tech has played in the highest-attended games for three bowl games, including two prominent ones in the state of Texas: the Goodyear Cotton Bowl (Dallas), the Academy Sports + Outdoors Texas Bowl (Houston) and the Holiday Bowl (San Diego).
- The Red Raiders had 88,175 fans on tap for the 2009 Cotton Bowl when the Red Raiders faced Ole Miss in the bowl's final game at historic Fair Park. It remains the highest-attended contest in the bowl's history even with the move to AT&T Stadium in Arlington, which can reach over 100,000 fans in capacity.
- Additionally, Texas Tech helped set the Texas Bowl attendance record in 2015 when the Red Raiders faced LSU in NRG Stadium. The bowl drew 71,307 fans that night to see a pair of future NFL standouts in Texas Tech's Patrick Mahomes II and Jaqueem Grant.
- At home, Texas Tech has sold out of season tickets for its baseball program over seven consecutive seasons now and will likely be looking at another sellout in 2022 after the Red Raiders advanced to the NCAA Super Regional round this past June.
- Texas Tech has sold out of season tickets in each of its last two men's basketball seasons, giving the Red Raiders the premier homecourt advantage in college basketball at 15,000-seat United Supermarkets Arena. The Red Raiders averaged a conference-leading 14,057 fans per game during the 2019-20 basketball season.
- On social media, Texas Tech student-athletes earned the highest engagement rate on their posts among peer power-five institutions over the past athletic year. Texas Tech's social media accounts accumulated over 35 million combined video views during the 2020-21 year alone.
- Texas Tech's brand has the ability to reach the nation through its creative social media usage. Texas Tech currently boasts the fifth-highest TikTok following by athletics accounts in the nation.
- Texas Tech is annually one of the top-performing schools among the Collegiate Licensing Company's (CLC) partner institutions, ranking 19th nationally in royalties generated this past year.

A PREMIER RESEARCH INSTITUTION

- Texas Tech University is the flagship institution, with a Moody Aa1 rating, of the five-member Texas Tech University System.
- Texas Tech is one of 16 universities designated as a Carnegie Very High Research Activity Institution and a Hispanic Serving Institution.
- Texas Tech has been named Higher Education Excellence in Diversity award winner in each of the last nine years. The university currently boasts 42 percent of its students identifying as racial-ethnic minorities.
- Texas Tech is a five-star Campus Pride Institution, one of two in Texas, and No. 25 on the Campus Pride Index.
- Texas Tech has awarded over \$170 million in scholarships recently with over 50 percent of students receiving scholarship support.
- Texas Tech boasted more than \$192 million in research expenditures in 2020 alone.

Quick Facts

UNIVERSITY INFORMATION

School _____ Texas Tech University
 Location _____ Lubbock, Texas
 Founded _____ 1923
 Enrollment _____ 40,666
 Nickname _____ Red Raiders
 School Colors _____ Scarlet & Black
 Affiliation _____ NCAA Division I
 Conference _____ Big 12
 Chancellor _____ Dr. Tedd L. Mitchell
 Interim President _____ Dr. Lawrence Schovanec
 Director of Athletics _____ Kirby Hocutt
 Faculty Representative _____ Brian Shannon
 Athletic Department Phone _____ (806) 742-3355
 Ticket Office _____ (806) 742-8324

HISTORY

First Year of Baseball _____ 1926, then 1954
 All-Time Record (Years) _____ 1,815-1,339-8 (72)
 All-Time Conference Record (Years) _____ 591-645-2 (52)
 All-Time Big 12 Record (Years) _____ 332-291-2 (23)
 Against Ranked Opponents (since 1995) _____ 232-264
 SWC Tournament Record (Years) _____ 9-9 (5)
 Big 12 Tournament Record (Years) _____ 23-40 (20)
 All-Time Extra-Innings Record _____ 60-42-2
 All-Time Home Record _____ 1,171-511-5
 All-Time Road Record _____ 501-706-3
 All-Time Neutral Record _____ 143-122
 NCAA Tournament Record _____ 44-35
 NCAA Regionals _____ 15
 (1995-2002, 2004, 2014, 2016-19, 2021)
 NCAA Super Regionals _____ 6
 (2014, 2016, 2018-19, 2021)
 College World Series App. _____ 4
 (2014, 2016, 2018-19)
 Hosted NCAA Regionals _____ 8
 (1996, 1997, 1999, 2016-19, 2021)
 Conference Titles _____ 7
 (2 SWC, 5 Big 12)

COACHING STAFF

Head Coach _____ Tim Tadlock (Texas Tech '92)
 Career Record (Years) _____ 775-299 (20th Year)
 Record at TTU / years _____ 340-172 (10th Year)
 Asst. Coach/Recruiting Coordinator _____ J-Bob Thomas (10th Year)
 Asst. Coach/Pitching Coach _____ Matt Gardner (9th Year)
 Volunteer Asst. Coach _____ Eric Gutierrez (4th Year)
 Director of Operations _____ Joe Hughes (10th Year)
 Special Assistant _____ Ray Hayward (10th Year)
 Athletic Trainer _____ Bryan Simpson (9th Year)
 Dir. of Player Dev./Support Services _____ Lyndee Kiesling (6th Year)
 Equipment Manager _____ Shishir Bhakta (22nd Year)
 Baseball Office Phone _____ (806) 834-4836

STADIUM INFORMATION

Home Field _____ Dan Law Field at Rip Griffin Park
 Surface _____ FieldTurf
 Capacity _____ 4,432
 Stadium Record (2012-Present) _____ 236-71
 Dimensions _____ 330-LF, 404-CF, 330-RF
 Fence Height _____ 7'-6" / 2.29m

ATHLETICS COMMUNICATIONS

Associate Director/Baseball Contact _____ Matt Burkholder
 Cell Phone _____ (559) 862-3771
 Email _____ matt.burkholder@ttu.edu
 Twitter: _____ @TTU_Baseball
 Website _____ www.TexasTech.com
 Mailing Address _____ 2508 6th Street

Head Coach Tim Tadlock



PERSONAL

Date of Birth _____ December 21, 1968 (53 years old)
Hometown/HS _____ Denton, TX/Denton High School, 1987

FAMILY

Wife _____ Kelly (Married 27 years - July 23, 1994)
Children _____ Chloe and Benjamin

EDUCATION:

Bachelor's _____ Texas Tech University (1992)
Master's _____ University of Texas at Tyler (1994)

PLAYING CAREER

1988-89 _____ Hill College
1990-91 _____ Texas Tech

COLLEGE COACHING CAREER

1993-96 _____ Hill College Assistant Coach
1997-2005 _____ Grayson County College Head Coach
2006-2011 _____ Oklahoma Assistant Coach
2012 _____ Texas Tech Assoc. Head Coach
2013-Present _____ Texas Tech Head Coach

Collegiate Head Coaching Record _____ 775-299 (19th Season)
Record at Texas Tech _____ 340-172 (9th Season)

AWARDS & HONORS

2018 National Coach of the Year
2014 National Coach of the Year
2016 Big 12 Coach of the Year

YEAR-BY-YEAR RECORDS

Year	Overall	Conf	Place	Big 12	NCAA	CWS
2013	26-30	9-15	8th	1-2	0-0	0-0
2014	45-21	14-10	4th	0-2	5-3	0-2
2015	31-24	13-11	T-3rd	1-2	0-0	0-0
2016	47-20	19-5	1st	1-2	6-4	1-2
2017	45-17	16-8	T-1st	1-2	2-2	0-0
2018	45-20	15-9	3rd	1-2	6-3	1-2
2019	46-20	16-8	1st	3-2	7-3	2-2
2020	16-3	---	---	---	---	---
2021	39-17	14-10	3rd	1-2	3-2	---
Total	340-172	116-76	---	9-16	29-17	4-8

ALL GAMES

Overall	340-172 (.664)
Home	215-59
Away	88-72
Neutral	37-41

BIG 12 CONFERENCE GAMES

Overall	116-76 (.603)
Home	63-33
Away	53-43

NON-CONFERENCE GAMES

Overall	224-96 (.700)
Home	152-26
Away	35-29
Neutral	37-41

NCAA TOURNAMENT GAMES

Overall	29-17 (.630)
Home	22-8
Away	2-1
Neutral	5-7

records entering 2022 season

The 2022 season is the 10th as head coach at Texas Tech for Tim Tadlock. During his tenure, Tadlock has built his alma mater into a national powerhouse, leading the Red Raiders to four College World Series in the last seven contested seasons and claiming three of the last five Big 12 Championships.

A two-time National Coach of the Year, Tadlock was named head coach of his alma mater on June 8, 2012, becoming the ninth head coach in program history. He owns a collegiate career record of 775-299 in 18 years as a head coach with nine seasons at Grayson County College (435-127) and nine at Texas Tech (340-172).

Under Tadlock, the Red Raiders have become a national contender year in and year out. Tech is one of four schools in the nation to advance to the College World Series four times since 2014, including consecutive trips in 2018 and 2019 for the first time in school history. Tadlock has put his teams in a position to host five consecutive regionals, making Texas Tech the only school in the country to accomplish the feat. In each of the last five tournaments Tech hosted, Tech was also named a national seed having most recently been the No. 8 seed in 2021.

During Tadlock's nine seasons, the Red Raiders have recorded five 45+ win seasons and three Big 12 titles. Individually, Tech has earned 49 All-America honors, 29 Freshman All-America honors, a College Baseball Foundation National Pitcher of the Year, a Brooks Wallace Award Winner, and two Bobby Bragan Collegiate Slugger Awards. At the conference level, Tech has accumulated 57 All-Big 12 selections, four Big 12 Player of the Years, a Big 12 Pitcher of the Year, two Big 12 Freshman of the Years and a Big 12 Newcomer of the Year.

The Red Raiders have had 59 student-athletes selected in the MLB Draft under Tadlock, including a school-record 11 in 2018. In 2021, a school-record seven Red Raiders were selected within the top-10 rounds. Overall, Tadlock has coached 167 MLB Draft picks, including at least one draft pick during the last 26 seasons and has coached four first-round selections, 18 players taken in the top five rounds and 51 selections in the top-10 rounds of the draft during his coaching career.

With the remarkable team success, Tech fans have packed Rip Griffin Park in Tadlock's nine seasons. In 2015, Texas Tech sold out its season ticket allotment for the first time ever following its first appearance in the CWS. And since, Texas Tech season tickets have been sold out each ensuing season. The 2022 season marked the eighth-straight that season tickets have sold out prior to the start of the season. Tech has consistently ranked among the national leaders in attendance, finishing in the top 15 each year since 2015 while compiling a 164-45 home record in that span.

Tadlock returned to his alma mater for the 2012 season as the program's associate head coach and recruiting coordinator. During his one season in this role, the Red Raiders had a school-record nine MLB Draft picks, including first-round selection center fielder Barrett Barnes, who became the third highest draft pick in school history with the 45th overall pick.

After beginning his college coaching career as an assistant at Hill College (1993-96) for four seasons, Tadlock became the head coach at Grayson County Junior College, where he led the Vikings to back-to-back National Junior College Athletic Association World Series titles in 1999 and 2000. During his nine seasons at Grayson, Tadlock posted a 435-127 (.774) overall record while being named National Coach of the Year following both title runs (1999-2000).

After a prep career at Denton High School and two years at Hill College, Tadlock was a two-year starting shortstop for the Red Raiders while helping Texas Tech to its first-ever 40-win season as a senior in 1991 (42-18). In his two-year career at Tech, Tadlock played in 120 games, batted .289 (120-for-415) with 96 runs scored, 19 doubles, four triples, eight home runs, 68 RBI, 71 walks, 65 strikeouts and was 28-of-41 in stolen bases. Tadlock played for legendary coach Larry Hays while at Texas Tech.

Tadlock graduated with his bachelor's degree in physical education from Texas Tech in May 1992. He also earned a master's degree in education in August 1994 from the University of Texas at Tyler. Tadlock and his wife, Kelly, have two children, daughter, Chloe, and son, Benjamin. Tadlock is originally from Denton, Texas, and was born in 1968.

EXCLUSIVE COMPANY

- Texas Tech is 1 of 4 programs with four trips to Omaha since 2014.
- Texas Tech is the only school in the country that has hosted an NCAA Regional five consecutive times since 2016
- Texas Tech is the only school to earn a national seed every year since 2016, and one of three teams to earn a national seed at least four times since 2016 (Tech-5, Florida-4, Stanford-4).
- Texas Tech has 5 trips to the Super Regionals since 2014, only one program in the country has more
- Texas Tech is 1 of 2 schools nationally to sweep three-consecutive regionals

BIG 12 TITLES

- 2016, 2017, 2019 - Three regular-season championships in four years is the best span in the Big 12 since 2009-11.

45+ WIN SEASONS

- 2014 45-21, 14-10 | First College World Series Appearance
- 2016 47-20, 19-5 | Big 12 Championship, No. 5 National Seed, College World Series
- 2017 45-17, 16-8 | Big 12 Championship, No. 5 National Seed
- 2018 45-20, 15-9 | No. 9 National Seed, College World Series
- 2019 46-20, 16-8 | Big 12 Championship, No. 8 National Seed, College World Series Semifinals

IN THE NATIONAL RANKINGS

- Texas Tech opened the season with its highest collection of preseason rankings in program history in 2021 as a consensus top-four selection in the polls. The 2021 club narrowly edged out the 2018 squad, which was a consensus top-five selection in the preseason polls.
- The No. 3 rankings by three different polls matched the highest preseason ranking in program history.
- 2022 is the fifth straight year Tech has opened the season ranked in the top-5 of at least one preseason poll.
- This is the eighth straight year where the Red Raiders have started out ranked in a preseason poll. It is the sixth time under Tadlock - and the fifth straight year - Tech has been ranked in all six polls to open the year.
- In 2020, Tech earned a No. 1 ranking for the first time since April 14-28, 1997, when it appeared at the top of the Collegiate Baseball Newspaper poll for three weeks.

RED RAIDERS IN THE MLB DRAFT

- Under Tadlock, Texas Tech has had a whopping 59 Red Raiders selected in the MLB Draft since 2013.
- Tech has had multiple draft picks for 31-straight years, the third longest streak in the nation.
- Tadlock had a school-record 11 players drafted in the 2018 draft, followed by seven selections in 2019, including four picks in the Top 10 rounds for the second straight year.
- In 2021, a school-record seven Red Raiders were selected within the top-10 rounds.
- Tech has had 28 of its 59 total draft picks under Tadlock go in the first 10 rounds.
- Four Red Raiders have been drafted in a top-3 round in the last four drafts alone.

TADLOCK MOVES INTO 2ND PLACE ON ALL-TIME SCHOOL WINS LIST

In 2021, Tim Tadlock moved into second place on the all-time Texas Tech head coaches wins list, surpassing the late Kal Segrist's 317 wins (1986-83). He now only trails Larry Hays (1987-2012) who compiled 813 in his career.

TEXAS TECH COACHING STAFF



J-BOB THOMAS, #19

Assistant Coach
10th Season at Tech
(Abilene Christian, '05)

Coaching Capsule: J-Bob Thomas enters his 10th season as the recruiting coordinator/assistant coach at Texas Tech in 2022. Thomas works primarily with the Red Raider catchers and assists with the

team's hitters, while serving as the program's recruiting coordinator. Thomas enters his 17th year in collegiate baseball - his 10th on head coach Tim Tadlock's coaching staff at Tech. He was named assistant coach/recruiting coordinator with the Red Raiders on June 20, 2012. Known as a tireless worker and as one of the top recruiters in college baseball, Thomas has proven his abilities early and often throughout his career at Tech. He was recognized as the ABCA/Baseball America Assistant Coach of the Year in 2017 and by Perfect Game in September 2015 as one of 10 coaches nationally "who are everywhere recruiting." A native of Duncanville, Texas, Thomas played for legendary coach Bob Rombach at Duncanville High School where he led his team to three straight Texas High School state playoff appearances (1998-2000). Thomas was born in Duncanville, Texas,



ERIC GUTIERREZ, #12

Volunteer Assistant Coach
4th Season at Tech
(Texas Tech, '18)

Coaching Capsule: Former Red Raider All-American first baseman Eric Gutierrez begins his fourth season as a volunteer assistant coach in 2022. He is the acting first base coach for the Red

Raiders. Gutierrez returned to Lubbock to join Tim Tadlock's staff in 2018 after wrapping up a professional career in the Miami Marlins organization. In 2016, Gutierrez was drafted in the 20th round by the Marlins and spent three years with the Batavia Muckdogs, Greensboro Grasshoppers and the Jupiter Hammerheads. Gutierrez, a native of Mission, was a four-year letterwinner and one of the most decorated student-athletes to don the scarlet & black at Texas Tech. He started every game of his collegiate career, primarily at first base, totaling 244 games, the most in school history. Gutierrez still holds four school records, leading the team in eight yearly categories and checks in with 30 marks that rank in the top 10 in the Tech record books.



RAY HAYWARD

Special Assistant
10th Season at Tech
(Oklahoma, '83)

Coaching Capsule: Ray Hayward enters his 10th season on staff at Texas Tech in 2022, his fifth in the role of special assistant. Hayward was named assistant coach on June 26, 2012, as part of Tim

Tadlock's inaugural staff at Texas Tech, and served in that role for the first five years of his tenure. A former big league pitcher, scouting supervisor and one of the most respected pitching coaches in the country, Hayward came to the South Plains after spending eight years (2005-2012) at the professional ranks as the Midwest scouting supervisor for the Miami Marlins. Hayward spent five seasons in the Big 12 Conference as the pitching coach at his alma mater, Oklahoma, from 2000-2004. Prior to beginning his coaching career, Hayward pitched three seasons in the big leagues with the San Diego Padres (1986-87) and the Texas Rangers (1988). He finished his playing career in the Rangers organization in 1991 before spending six years as an area scout with the Detroit Tigers (1994-99). He returned to Norman as the Sooners pitching coach and recruiting coordinator in 2000, where he helped guide Oklahoma to three NCAA Tournament appearances in five seasons.



MATT GARDNER, #50

Assistant Coach
9th Season at Tech
(Oklahoma State, '08)

Coaching Capsule: Matt Gardner enters his ninth season on staff at Texas Tech and his fifth as assistant coach, where he assists with the Red Raider pitching staff and catchers, while also working

with the outfielders. Gardner was promoted to assistant coach on June 26, 2017, after serving four years as the program's volunteer assistant coach. Gardner, who began his collegiate playing career for Tim Tadlock at Grayson County College in 2005, came to Tech following two seasons as pitching coach at Lubbock Christian University (2012-13). He previously spent three seasons as a graduate assistant coach (2009) and volunteer assistant coach (2010-11) at his alma mater, Oklahoma State. He is originally from Andrews, Texas, graduating from Andrews High School. Matt is the son of Rodney Gardner and Vickie Gardner, both graduates of Lubbock Christian University. His father, Rodney, was a 1975 All-American at LCU playing under former Tech head coach Larry Hays. Rodney went on to coach locally in Lubbock as well as at Abernathy and Estacado High School.



JOE HUGHES

Director of Operations
10th Season at Tech
(Oklahoma, '08)

Career Capsule: Joe Hughes enters his 10th season as the director of baseball operations at Texas Tech in 2022. Hughes was named director of operations with the Red Raiders on July 17,

2012. Hughes is responsible for the baseball program's day-to-day operations and oversees every Tech baseball student-athletes' needs. He manages team travel, scheduling and the program's team budget. Hughes also oversees facility needs for the home of Red Raider baseball, Dan Law Field at Rip Griffin Park. In addition, Hughes serves as fall, winter and summer camp director for Red Raider baseball and works as the baseball team liaison with every area and department throughout the Texas Tech athletics department.

Media Information

The Texas Tech Athletics Communications office is here to serve the media throughout the 2022 Red Raider Baseball season. Media members in need of assistance can contact Matt Burkholder in the Athletics Communications office at matt.burkholder@ttu.edu.

MEDIA CREDENTIALS

Media members covering the Texas Tech baseball program at Dan Law Field at Rip Griffin Park during the 2022 season must be issued a working credential from the Texas Tech Athletics Communications office. All requests for media credentials must be made via e-mail to Matt Burkholder.

VIDEO HIGHLIGHTS/NEWS CONFERENCES

Video from news conferences and games will be available to the media via FTP. Broadcast quality video footage (game highlights, post-practice interviews, post-game interviews, etc.) are available at www.ttumedia.com. Please contact the athletics communications office for login instructions.

POSTGAME INTERVIEWS

Texas Tech players and head coach Tim Tadlock will be available to the media following a brief cooling down period. All Texas Tech Athletics postgame interviews are to be conducted inside the club level suite deck on the first base side of Rip Griffin Park.

PRESS BOX SERVICES

A complete NCAA box score and pertinent game facts will be distributed to members of the working media following the conclusion of the game. Game notes, statistics, lineups, and rosters are provided prior to first pitch.

FOLLOW THE RED RAIDERS

Texas Tech fans can follow the Red Raiders all season on Twitter (@TTU_Baseball) as well as Facebook, Instagram, and the official website of Texas Tech Athletics, www.TexasTech.com. All Red Raider home games not picked up for national television will be streamed on Big 12 Now on ESPN+.

PRACTICES

Please contact Matt Burkholder if you would like to attend practice. Practices normally begin around 2:30 p.m. and end around 5 p.m. during the week. All field-level areas are closed to the media.

USE OF AUDIO/VIDEO

Any media entity collecting any sort of "video or audio materials" (film, traditional video or audio, digital video or audio, photos, etc.) from Texas Tech University Athletics game events or press conference/media events may use that material only for traditional television newscasts, Web-based or print coverage, or other electronic transmission as approved by the University in writing, with a limitation of up to three (3) minutes in length from any single event. Such media entity may not offer any live video, audio or other coverage of the event without the advance, written permission of Texas Tech University Athletics.

This policy includes all games, matches and events involving any of Texas Tech's athletic programs. It includes all media events -- press conferences, pre/post-practice interviews and pre/post-game interviews. An exception would be a one-on-one interview arranged through the Texas Tech Athletics Communications office with a Texas Tech, coach, athlete or administrator.

ADDITIONAL SUPPORT STAFF

Bryan Simpson	Athletic Trainer
Tory Stephens	Strength & Conditioning
Shishir Bhakta	Equipment Manager
Lyndee Kiesling	Director of Player Development/Support Services



Numerical Roster

No.	Name	POS	B/T	HT	WT	CL	EXP	Hometown / High School / Previous School
1	Dillon Carter	OF	L/R	6-0	210	So.*	3rd Yr.	Flower Mound, Texas / Argyle HS
2	Jace Jung	INF	L/R	6-0	205	So.*	3rd Yr.	San Antonio, Texas / MacArthur HS
3	Lauden Brooks	INF	R/R	5-10	185	Fr.	1st Yr.	Mt. Carmel, Ohio / McNicholas HS
4	Kevin Bazzell	C	R/R	6-1	205	Fr.	1st Yr.	Rockwall, Texas / Rockwall HS
5	Hudson White	C/INF	R/R	5-11	195	Fr.	1st Yr.	Keller, Texas / Byron Nelson HS
7	Cody Masters	OF	L/L	6-1	195	Sr.*	5th Yr.	Coppell, Texas / Coppell HS
8	Kurt Wilson	UTL/RHP	R/R	6-2	210	Sr.*	5th Yr.	Arlington, Texas / Martin HS
9	Zac Vooletich	INF/OF	R/R	5-9	185	Jr.*	4th Yr. (1st at Tech)	San Antonio, Texas / Brandeis HS / Navarro College
10	Ty Coleman	INF/OF	R/R	5-8	190	Jr.*	4th Yr. (1st at Tech)	Midland, Texas / Midland Lee HS / Texas A&M
11	Andrew Devine	RHP	R/R	5-10	155	So.*	3rd Yr.	Simi Valley, Calif. / Simi Valley HS
13	Trevor Conley	C	L/R	5-10	195	Fr.	1st Yr.	Mt. Carmel, Ohio / West Clermont HS
14	Cooper Swanson	OF	R/R	6-0	205	Sr.*	5th Yr. (1st at Tech)	Fort Myers, Fla. / Canterbury HS / Florida State
15	Parker Kelly	INF	R/R	6-3	220	Sr.*	5th Yr.	Wichita Falls, Texas / Rider HS
16	Hayde Key	RHP	L/R	5-11	205	So.	2nd Yr.	Missouri City, Texas / Ridge Point HS
17	Drew Reynolds	C/INF	L/R	5-11	215	Fr.	1st Yr.	Chehalis, Wash. / W.F. West HS
18	Cole Stilwell	C/INF	R/R	6-1	215	Jr.*	4th Yr.	Rockwall, Texas / Heath HS
19	Easton Murrell	INF/OF	L/R	6-0	210	Sr.*	5th Yr. (4th at Tech)	Prosper, Texas / Prosper HS / Arkansas
20	Dalton Porter	OF	L/L	5-11	195	So.	2nd Yr. (1st at Tech)	Leander, Texas / Rouse HS / Texas
21	Mason Molina	LHP	R/L	6-2	220	Fr.	1st Yr.	Rancho Santa Margarita, Calif. / Trabuco Hills HS
25	Owen Washburn	RHP/OF	L/R	6-0	205	Fr.	1st Yr.	Webster, Wis. / Webster HS
28	Chase Hampton	RHP	R/R	6-2	225	So.	2nd Yr.	Kilgore, Texas / Kilgore HS
29	Jamie Hitt	LHP	L/L	6-0	190	R-Fr.	2nd Yr.	Magnolia, Texas / Concordia Lutheran HS
30	Bo Blessie	RHP	R/R	6-3	190	Jr.*	4th Yr. (1st at Tech)	Midland, Texas / Midland Lee HS / Nebraska / Midland College
31	Austin Becker	RHP	R/R	6-5	215	R-So.*	4th Yr. (3rd at Tech)	Sunbury, Ohio / Big Walnut HS / Vanderbilt
32	Trendan Parish	RHP	R/R	6-0	180	Fr.	1st Yr.	Poolville, Texas / Southwest Christian HS
33	Ryan Brome	INF/OF	L/R	5-11	225	Fr.	1st Yr.	Katy, Texas / Katy HS
34	Andrew Morris	RHP	R/R	6-0	195	Jr.*	4th Yr. (1st at Tech)	Boulder, Colo. / Monarch HS / Colorado Mesa
35	Garrett Crowley	LHP	L/L	6-3	220	Jr.*	4th Yr. (1st at Tech)	Queens, N.Y. / St. Francis Prep / Fordham
36	Shay Hartis	RHP	R/R	6-1	210	So.*	3rd Yr. (1st at Tech)	The Colony, Texas / The Colony HS / Grayson College
38	Tyler Hamilton	RHP	R/R	6-1	200	So.*	3rd Yr.	Dallas, Texas / Parish Episcopal HS
39	Jase Lopez	RHP	R/R	5-10	195	So.*	3rd Yr. (1st at Tech)	Brock, Texas / Brock HS / Weatherford JC
40	Brendan Girton	RHP	R/R	6-1	230	So.	2nd Yr.	Gage, Okla. / Shattuck HS
41	Sam Hunt	OF	L/L	6-0	185	R-Fr.	2nd Yr.	Flower Mound, Texas / Marcus HS
42	Kyle Robinson	RHP	R/R	6-4	210	Fr.	1st Yr.	Vienna, Va. / George C Marshall HS
43	Brendan Lysik	LHP	L/L	6-3	225	Fr.	1st Yr.	Waldwick, N.J. / St. Joseph Regional HS
44	Brandon Beckel	RHP	R/R	6-3	220	So.	2nd Yr.	San Antonio, Texas / Antonian College Prep HS
45	Derek Bridges	LHP	L/L	6-1	235	So.	2nd Yr.	Duncan, Okla. / Duncan HS
48	Brandon Birdsell	RHP	R/R	6-2	240	Jr.*	4th Yr. (2nd at Tech)	Willis, Texas / Willis HS / San Jacinto CC
49	Colin Clark	LHP	R/L	6-2	205	Sr.*	5th Yr. (1st at Tech)	Circleville, Ohio / Logan Elm / Youngstown State
52	Josh Sanders	RHP	R/R	6-3	180	So.	2nd Yr.	Yukon, Okla. / Yukon HS

* - indicates an additional year of eligibility was used in 2021 (i.e. player retained same class status, 2020-Fr. → 2021-Fr.)
measure was approved by the NCAA for competitions missed in the spring of 2020 due to the COVID-19 pandemic.

Alphabetical Roster

No.	Name	POS	No.	Name	POS
4	Kevin Bazzell	C	16	Hayde Key	RHP
44	Brandon Beckel	RHP	39	Jase Lopez	RHP
31	Austin Becker	RHP	43	Brendan Lysik	LHP
48	Brandon Birdsell	RHP	7	Cody Masters	OF
30	Bo Blessie	RHP	21	Mason Molina	LHP
45	Derek Bridges	LHP	34	Andrew Morris	RHP
33	Ryan Brome	INF/OF	19	Easton Murrell	INF/OF
3	Lauden Brooks	INF	32	Trendan Parish	RHP
1	Dillon Carter	OF	20	Dalton Porter	OF
49	Colin Clark	LHP	17	Drew Reynolds	C/INF
10	Ty Coleman	INF/OF	42	Kyle Robinson	RHP
13	Trevor Conley	C	52	Josh Sanders	RHP
35	Garrett Crowley	LHP	18	Cole Stilwell	C/INF
11	Andrew Devine	RHP	14	Cooper Swanson	OF
40	Brendan Girton	RHP	9	Zac Vooletich	INF/OF
38	Tyler Hamilton	RHP	25	Owen Washburn	RHP/OF
28	Chase Hampton	RHP	5	Hudson White	C/INF
36	Shay Hartis	RHP	8	Kurt Wilson	UTL/RHP
29	Jamie Hitt	LHP			
41	Sam Hunt	OF			
2	Jace Jung	INF			
15	Parker Kelly	INF			

PRONUNCIATION GUIDE

2	Jace JUNG	Young
19	Easton MURRELL	Merr-ELL
9	Zac VOOLETICH	Voo-leh-tiche
3	LAUDEN Brooks	Say like Cow, but an L in front of it ---- den
43	Brendan LYSIK	Lie-Sick
4	Kevin BAZZELL	Bah-zelle
35	Garrett CROWLEY	Crowe-lee
		Ow! That hurts!
18	Cole STILWELL	Still-well



Results/Attendance

Date	Opponent	Score	Inns	Overall	Big 12	Pitcher of record	Attend	Time
Feb 18, 2022	vs Michigan	w 7-6	9	1-0-0	0-0-0	Hampton, C. (W 1-0)	7112	3:42
Feb 19, 2022	vs Auburn	L 1-2	9	1-1-0	0-0-0	Birdsell, B. (L 0-1)	0	2:43
Feb 20, 2022	vs #15 Arizona	L 2-13	9	1-2-0	0-0-0	Molina, M. (L 0-1)	0	3:36
Feb 22, 2022	DALLAS BAPTIST	w 8-4	9	2-2-0	0-0-0	Girton, B. (W 1-0)	3557	2:55
Feb 26, 2022	KENT STATE	w 10-7	9	3-2-0	0-0-0	Girton, B. (W 2-0)	3684	3:11
Feb 27, 2022	KENT STATE-1	w 8-1	9	4-2-0	0-0-0	Birdsell, B. (W 1-1)	-	3:12
Feb 27, 2022	KENT STATE-2	w 7-5	9	5-2-0	0-0-0	Lopez, J. (W 1-0)	3779	2:46
Mar 01, 2022	at Dallas Baptist	w 4-3	(10)	6-2-0	0-0-0	Hartis, S. (W 1-0)	1235	3:55
Mar 04, 2022	MERRIMACK	w 17-1	9	7-2-0	0-0-0	Morris, A. (W 1-0)	3942	3:12
Mar 05, 2022	MERRIMACK-1	w 21-5	9	8-2-0	0-0-0	Birdsell, B. (W 2-1)	-	3:28
Mar 05, 2022	MERRIMACK-2	w 20-2	9	9-2-0	0-0-0	Molina, M. (W 1-1)	4031	3:18
Mar 06, 2022	MERRIMACK	w 12-4	9	10-2-0	0-0-0	Becker, A. (W 1-0)	3394	3:11
Mar 08, 2022	vs #23 Mississippi State	L 5-9	9	10-3-0	0-0-0	Hampton, C. (L 1-1)	5799	3:01
Mar 09, 2022	vs #23 Mississippi State	w 7-2	9	11-3-0	0-0-0	Hitt, J. (W 1-0)	5382	3:05
Mar 11, 2022	at Rice	w 10-1	9	12-3-0	0-0-0	Morris, A. (W 2-0)	2099	3:13
Mar 12, 2022	at Rice	w 3-2	9	13-3-0	0-0-0	Parish, T. (W 1-0)	2579	2:55
Mar 13, 2022	at Rice	w 7-4	9	14-3-0	0-0-0	Robinson, K. (W 1-0)	2547	3:24
Mar 15, 2022	NEW MEXICO	w 28-2	9	15-3-0	0-0-0	Hampton, C. (W 2-1)	4253	3:25
Mar 16, 2022	NEW MEXICO	w 11-5	9	16-3-0	0-0-0	Girton, B. (W 3-0)	3967	3:17
Mar 19, 2022	at IOWA	w 11-3	9	17-3-0	0-0-0	Birdsell, B. (W 3-1)	1043	3:17
Mar 20, 2022	at IOWA	L 3-6	9	17-4-0	0-0-0	Molina, M. (L 1-2)	1290	2:43
Mar 22, 2022	CALIFORNIA BAPTIST	w 6-3	9	18-4-0	0-0-0	Hampton, C. (W 3-1)	3092	2:36
* Mar 25, 2022	#2 TEXAS	w 5-4	(10)	19-4-0	1-0-0	Sanders, J. (W 1-0)	4432	3:27
* Mar 26, 2022	#2 TEXAS	w 16-12	(10)	20-4-0	2-0-0	Bridges, D. (W 1-0)	4432	4:37
* Mar 27, 2022	#2 TEXAS	L 1-12	7	20-5-0	2-1-0	Molina, M. (L 1-3)	4432	2:37
Mar 29, 2022	STEPHEN F. AUSTIN	w 19-1	9	21-5-0	2-1-0	Devine, A. (W 1-0)	3500	3:06
Mar 30, 2022	STEPHEN F. AUSTIN	w 13-5	9	22-5-0	2-1-0	Becker, A. (W 2-0)	3502	2:57
* Apr 01, 2022	at Kansas	w 8-2	9	23-5-0	3-1-0	Morris, A. (W 3-0)	1117	2:38
* Apr 02, 2022	at Kansas	w 28-2	9	24-5-0	4-1-0	Birdsell, B. (W 4-1)	1174	3:16
* Apr 03, 2022	at Kansas	L 5-8	9	24-6-0	4-2-0	Molina, M. (L 1-4)	694	2:51
Apr 05, 2022	at Grand Canyon	L 4-9	9	24-7-0	4-2-0	Hampton, C. (L 3-2)	1618	3:21
Apr 06, 2022	at Grand Canyon	L 7-8	9	24-8-0	4-2-0	Devine, A. (L 1-1)	982	3:09
* Apr 08, 2022	KANSAS STATE	w 6-3	9	25-8-0	5-2-0	Morris, A. (W 4-0)	4432	2:27
* Apr 09, 2022	KANSAS STATE	w 14-0	9	26-8-0	6-2-0	Birdsell, B. (W 5-1)	4432	2:50
* Apr 10, 2022	KANSAS STATE	w 7-6	9	27-8-0	7-2-0	Parish, T. (W 2-0)	3955	3:02
Apr 12, 2022	vs Oklahoma	L 9-14	9	27-9-0	7-2-0	Becker, A. (L 2-1)	7239	4:28
* Apr 14, 2022	at #21 TCU	L 4-7	9	27-10-0	7-3-0	Clark, C. (L 0-1)	5475	3:06
* Apr 15, 2022	at #21 TCU	L 3-4	9	27-11-0	7-4-0	Birdsell, B. (L 5-2)	6280	3:33
* Apr 16, 2022	at #21 TCU	L 3-11	9	27-12-0	7-5-0	Hampton, C. (L 3-3)	5706	3:34
Apr 19, 2022	at New Mexico	L 10-11	9	27-13-0	7-5-0	Parish, T. (L 2-1)	551	3:11
* Apr 23, 2022	WEST VIRGINIA-1	w 7-5	9	28-13-0	8-5-0	Morris, A. (W 5-0)	-	2:33
* Apr 23, 2022	WEST VIRGINIA-2	w 12-2	8	29-13-0	9-5-0	Birdsell, B. (W 6-2)	4432	2:44
* Apr 24, 2022	WEST VIRGINIA	L 4-15	9	29-14-0	9-6-0	Molina, M. (L 1-5)	3973	3:30
Apr 26, 2022	ABILENE CHRISTIAN	L 5-8	9	29-15-0	9-6-0	Hitt, J. (L 1-1)	4432	4:02
* Apr 29, 2022	at Baylor	w 7-1	9	30-15-0	10-6-0	Morris, A. (W 6-0)	2217	2:48
* Apr 30, 2022	at Baylor	w 11-1	9	31-15-0	11-6-0	Birdsell, B. (W 7-2)	2815	3:08
* May 01, 2022	at Baylor	L 7-11	9	31-16-0	11-7-0	Parish, T. (L 2-2)	2073	3:34
May 03, 2022	at Abilene Christian	w 16-12	9	32-16-0	11-7-0	Devine, A. (W 2-1)	4087	4:42
* May 13, 2022	at #3 Oklahoma State	w 7-6	9	33-16-0	12-7-0	Morris, A. (W 7-0)	5507	3:54
* May 14, 2022	at #3 Oklahoma State	w 9-3	9	34-16-0	13-7-0	Birdsell, B. (W 8-2)	6077	3:15
* May 15, 2022	at #3 Oklahoma State	w 6-4	9	35-16-0	14-7-0	Hampton, C. (W 4-3)	5372	4:21
* May 19, 2022	OKLAHOMA	L 8-13	9	35-17-0	14-8-0	Morris, A. (L 7-1)	3829	3:24
* May 20, 2022	OKLAHOMA	L 6-9	9	35-18-0	14-9-0	Birdsell, B. (L 8-3)	4432	3:49
* May 21, 2022	OKLAHOMA	w 10-2	9	36-18-0	15-9-0	Hampton, C. (W 5-3)	4432	3:01

* = Conference game

() extra inning game

Season Stats



2022 Texas Tech Baseball
Overall Statistics for Texas Tech (as of May 22, 2022)
(All games Sorted by Batting avg)



Record: 36-18 Home: 21-5 Away: 13-9 Neutral: 2-4 Big 12: 15-9

Player	avg	gp-gs	ab	r	h	2b	3b	hr	rbi	tb	slg%	bb	hp	so	gdp	ob%	sf	sh	sb-att	po	a	e	fld%
2 Jace Jung	.350	54-54	200	66	70	18	1	14	56	132	.660	55	5	34	2	.492	4	0	4-4	89	154	3	.988
8 Kurt Wilson	.329	54-54	216	58	71	14	5	13	61	134	.620	28	3	43	3	.408	3	0	4-5	67	111	5	.973
10 Ty Coleman	.323	48-47	198	35	64	13	0	8	56	101	.510	14	3	21	6	.375	1	1	0-0	5	0	0	1.000
18 Cole Stilwell	.323	53-53	217	58	70	16	2	9	49	117	.539	33	8	33	5	.419	7	0	1-1	440	23	4	.991
25 Owen Washburn	.307	52-52	199	40	61	10	2	7	47	96	.482	31	2	64	2	.400	3	0	2-2	71	5	1	.987
15 Parker Kelly	.291	53-52	196	41	57	18	2	10	47	109	.556	28	5	54	3	.391	1	1	4-4	30	87	5	.959
5 Hudson White	.266	52-51	188	39	50	10	0	6	39	78	.415	35	5	30	2	.386	5	1	3-3	444	34	5	.990
17 Drew Reynolds	.571	7-0	7	6	4	1	0	0	3	5	.714	3	0	2	0	.700	0	0	0-0	8	2	0	1.000
41 Sam Hunt	.348	21-13	46	12	16	5	0	0	13	21	.457	10	2	14	0	.475	1	0	1-1	32	0	0	1.000
19 Easton Murrell	.325	39-36	123	42	40	8	1	9	21	77	.626	23	25	34	0	.515	0	0	1-2	52	6	1	.983
33 Ryan Brome	.286	13-2	21	5	6	3	0	0	5	9	.429	3	2	7	2	.423	0	0	0-0	8	0	0	1.000
9 Zac Vooletich	.273	24-15	66	20	18	8	0	1	18	29	.439	12	3	14	2	.402	1	0	0-0	19	3	0	1.000
20 Dalton Porter	.241	26-13	54	5	13	4	0	1	14	20	.370	5	4	16	0	.324	5	0	2-2	26	0	1	.963
7 Cody Masters	.214	13-1	14	9	3	2	0	1	5	8	.571	1	2	6	0	.353	0	0	0-0	0	0	0	.000
1 Dillon Carter	.198	41-37	126	35	25	5	1	3	17	41	.325	25	6	64	0	.354	1	2	4-6	74	3	2	.975
3 Lauden Brooks	.188	12-0	16	5	3	0	0	0	1	3	.188	2	0	6	0	.263	1	0	1-1	3	6	2	.818
14 Cooper Swanson	.125	10-3	16	3	2	1	0	0	2	3	.188	4	0	9	0	.300	0	0	0-0	5	0	1	.833
13 Trevor Conley	.071	11-3	14	5	1	0	0	0	2	1	.071	3	0	2	0	.235	0	2	0-0	35	3	4	.905
11 Andrew Devine	.000	3-0	0	1	0	0	0	0	0	0	.000	0	0	0	0	.000	0	0	0-0	1	2	0	1.000
Totals	.299	54	1917	485	574	136	14	82	456	984	.513	315	75	453	27	.412	33	7	27-31	1426	482	43	.978
Opponents	.259	54	1839	301	476	115	9	59	288	786	.427	209	43	538	20	.345	19	15	59-71	1400	397	51	.972

LOB - Team (462), Opp (398). DPs turned - Team (21), Opp (38). IBB - Team (4), Jung, Ja. 4, Opp (2). Picked off - Kelly, P. 2.

(All games Sorted by Earned run avg)

Player	era	w-l	app	gs	cg	sho	sv	ip	h	r	er	bb	so	2b	3b	hr	b/avg	wp	hp	bks	sfa	sha
48 Brandon Birdsell	2.75	8-3	13	13	1	0/1	0	72.0	53	25	22	24	96	10	1	6	.204	10	7	2	2	1
34 Andrew Morris	4.54	7-1	13	12	1	0/0	0	75.1	68	41	38	22	80	15	2	12	.239	3	7	0	2	4
45 Derek Bridges	3.79	1-0	23	0	0	0/0	0	19.0	19	10	8	8	19	6	0	2	.268	3	2	0	1	1
21 Mason Molina	4.04	1-5	17	8	0	0/0	0	49.0	41	24	22	26	60	16	1	4	.232	3	2	1	4	3
40 Brendan Girton	4.08	3-0	9	0	0	0/0	0	17.2	10	9	8	7	18	4	0	1	.159	2	0	1	1	0
28 Chase Hampton	4.80	5-3	14	11	0	0/0	0	50.2	48	27	27	26	60	10	0	8	.257	1	6	0	2	1
31 Austin Becker	4.96	2-1	10	3	0	0/0	1	16.1	22	13	9	12	25	2	0	3	.314	5	3	0	0	1
42 Kyle Robinson	5.06	1-0	11	0	0	0/0	0	10.2	15	6	6	5	8	3	0	2	.341	2	2	0	0	1
11 Andrew Devine	5.30	2-1	12	4	0	0/0	1	18.2	19	13	11	13	21	5	1	4	.268	2	4	0	1	2
36 Shay Hartis	5.51	1-0	13	0	0	0/0	0	16.1	18	10	10	2	14	8	0	1	.273	1	1	0	0	1
44 Brandon Beckel	5.85	0-0	15	0	0	0/0	0	20.0	20	13	13	10	26	6	1	1	.250	6	0	0	0	0
49 Colin Clark	6.23	0-1	14	0	0	0/1	1	21.2	25	16	15	8	19	4	0	3	.281	0	2	0	1	0
32 Trendan Parish	7.94	2-2	20	1	0	0/0	6	28.1	37	26	25	8	33	10	0	5	.308	2	1	0	2	0
52 Josh Sanders	8.06	1-0	17	0	0	0/0	1	22.1	33	21	20	9	23	5	1	2	.337	1	1	0	1	0
30 Bo Blessie	8.22	0-0	7	0	0	0/0	0	7.2	8	7	7	6	9	3	0	1	.258	2	0	0	0	0
29 Jamie Hitt	8.27	1-1	15	2	0	0/0	0	20.2	22	22	19	12	18	4	0	3	.259	3	4	0	1	0
38 Tyler Hamilton	9.00	0-0	1	0	0	0/0	0	1.0	1	1	1	2	0	1	0	0	.333	0	0	0	1	0
39 Jase Lopez	14.14	1-0	8	0	0	0/0	0	7.0	15	11	11	3	6	3	2	0	.441	1	1	0	0	0
35 Garrett Crowley	27.00	0-0	2	0	0	0/0	0	1.0	0	3	3	5	3	0	0	0	.000	0	0	0	0	0
43 Brendan Lysik	99.00	0-0	1	0	0	0/0	0	0.0	2	3	3	1	0	0	0	1	1.000	0	0	0	0	0
Totals	5.26	36-18	54	54	2	1/1	10	475.1	476	301	278	209	538	115	9	59	.259	47	43	4	19	15
Opponents	8.45	18-36	54	54	0	0/0	8	466.2	574	485	438	315	453	136	14	82	.299	69	75	5	33	7

PB - Team (9), Stilwell, C. 5, White, H. 3, Conley, T. 1, Opp (12). Pickoffs - Team (5), Molina, M. 1, Becker, A. 1, Birdsell, B. 1, White, H. 1, Devine, A. 1, Opp (2). SBA/ATT - White, H. (33-41), Stilwell, C. (24-26), Birdsell, B. (13-16), Morris, A. (7-10), Molina, M. (6-8), Hampton, C. (6-6), Hitt, J. (5-5), Becker, A. (4-4), Devine, A. (3-4), Lopez, J. (2-3), Parish, T. (3-3), Girton, B. (3-3), Robinson, K. (1-2), Conley, T. (1-2), Bridges, D. (2-2), Sanders, J. (0-1), Blessie, B. (1-1), Crowley, G. (1-1), Hartis, S. (1-1), Beckel, B. (1-1).



Big 12 Only Season Stats



2022 Texas Tech Baseball
Conference statistics for Texas Tech (as of May 21, 2022)
(Big 12 games only Sorted by Batting avg)



Record: 15-9 Home: 8-4 Away: 7-5 Big 12: 15-9

Player	avg	gp-gs	ab	r	h	2b	3b	hr	rbi	tb	slg%	bb	hp	so	gdp	ob%	sf	sh	sb-att	po	a	e	fld%
18 Cole Stilwell	.347	24-24	98	23	34	9	0	6	27	61	.622	13	4	15	3	.432	3	0	1-1	208	14	2	.991
5 Hudson White	.337	24-24	89	17	30	5	0	4	22	47	.528	14	3	13	1	.435	2	1	1-1	196	13	2	.991
8 Kurt Wilson	.324	24-24	102	24	33	8	2	8	29	69	.676	10	1	13	2	.389	0	0	2-3	33	49	1	.988
19 Easton Murrell	.313	21-21	80	22	25	6	1	5	13	48	.600	8	16	24	0	.471	0	0	0-1	39	3	0	1.000
10 Ty Coleman	.310	24-24	100	19	31	3	0	2	19	40	.400	7	2	9	3	.364	1	0	0-0	0	0	0	.000
25 Owen Washburn	.298	23-23	94	16	28	5	1	4	21	47	.500	10	0	37	1	.365	0	0	0-0	31	1	1	.970
2 Jace Jung	.273	24-24	88	27	24	4	0	7	23	49	.557	24	1	15	1	.422	3	0	1-1	39	82	0	1.000
15 Parker Kelly	.244	24-24	90	16	22	11	1	2	14	41	.456	14	2	17	3	.358	0	0	0-0	9	33	1	.977

20 Dalton Porter	.429	7-2	7	1	3	2	0	0	3	5	.714	2	2	1	0	.636	0	0	0-0	8	0	0	1.000
9 Zac Vooletich	.300	8-6	20	6	6	2	0	1	3	11	.550	3	2	5	0	.423	1	0	0-0	10	1	0	1.000
41 Sam Hunt	.292	10-7	24	6	7	3	0	0	6	10	.417	6	1	8	0	.452	0	0	0-0	11	0	0	1.000
7 Cody Masters	.250	9-0	8	6	2	2	0	0	1	4	.500	0	1	2	0	.333	0	0	0-0	0	0	0	.000
13 Trevor Conley	.250	3-0	4	1	1	0	0	0	2	1	.250	0	0	0	0	.250	0	0	0-0	4	0	0	1.000
1 Dillon Carter	.174	17-13	46	8	8	3	0	0	3	11	.239	5	2	26	0	.278	1	1	0-2	29	2	0	1.000
3 Lauden Brooks	.000	3-0	5	1	0	0	0	0	0	0	.000	0	0	3	0	.000	0	0	0-0	2	2	1	.800
33 Ryan Brome	.000	2-0	1	0	0	0	0	0	0	0	.000	1	0	0	0	.500	0	0	0-0	0	0	0	.000
11 Andrew Devine	.000	2-0	0	1	0	0	0	0	0	0	.000	0	0	0	0	.000	0	0	0-0	1	0	0	1.000
Totals	.297	24	856	194	254	63	5	39	186	444	.519	117	37	188	14	.400	11	2	5-9	630	221	12	.986
Opponents	.279	24	821	143	229	56	6	30	135	387	.471	94	16	223	9	.362	5	12	29-34	627	194	19	.977

LOB - Team (202), Opp (175). DPs turned - Team (9), Opp (19). IBB - Team (1), Jung, Ja. 1, Opp (1). Picked off - Kelly, P. 2.

(Big 12 games only Sorted by Earned run avg)

Player	era	w-l	app	gs	cg	sho	sv	ip	h	r	er	bb	so	2b	3b	hr	b/avg	wp	hp	bk	sfa	sha
48 Brandon Birdsell	3.26	5-2	8	8	1	0/1	0	47.0	38	19	17	16	53	8	1	6	.222	3	5	2	1	1
34 Andrew Morris	4.42	5-1	8	8	1	0/0	0	53.0	47	29	26	13	48	9	2	9	.236	1	4	0	1	4

11 Andrew Devine	0.00	0-0	3	0	0	0/0	1	2.1	0	0	0	2	3	0	0	0	.000	0	1	0	0	1
35 Garrett Crowley	0.00	0-0	1	0	0	0/0	0	1.0	0	0	0	2	3	0	0	0	.000	0	0	0	0	0
28 Chase Hampton	4.56	2-1	7	5	0	0/0	0	23.2	28	12	12	16	31	7	0	3	.301	0	2	0	1	1
21 Mason Molina	4.56	0-3	9	2	0	0/0	0	23.2	23	13	12	10	26	7	1	3	.261	2	1	0	1	2
49 Colin Clark	5.14	0-1	5	0	0	0/1	1	7.0	9	5	4	5	4	0	0	1	.300	0	0	0	0	0
31 Austin Becker	5.40	0-0	3	0	0	0/0	1	3.1	3	2	2	4	6	0	0	0	.250	2	1	0	0	1
45 Derek Bridges	6.43	1-0	9	0	0	0/0	0	7.0	6	5	5	2	6	3	0	1	.240	0	1	0	1	0
36 Shay Hartis	7.36	0-0	6	0	0	0/0	0	7.1	9	6	6	2	4	4	0	1	.300	0	0	0	0	1
30 Bo Blessie	7.71	0-0	2	0	0	0/0	0	2.1	2	2	2	3	3	1	0	1	.222	0	0	0	0	0
52 Josh Sanders	8.64	1-0	7	0	0	0/0	0	8.1	16	8	8	2	9	5	0	0	.400	0	0	0	0	0
44 Brandon Beckel	9.00	0-0	5	0	0	0/0	0	7.0	10	7	7	6	9	2	1	1	.345	3	0	0	0	0
29 Jamie Hitt	12.46	0-0	3	0	0	0/0	0	4.1	6	7	6	4	3	1	0	0	.316	2	0	0	0	0
32 Trendan Parish	13.06	1-1	8	1	0	0/0	1	10.1	16	15	15	6	14	6	0	2	.340	1	1	0	0	0
39 Jase Lopez	32.40	0-0	2	0	0	0/0	0	1.2	8	6	6	0	0	1	1	0	.667	0	0	0	0	0
42 Kyle Robinson	54.00	0-0	2	0	0	0/0	0	0.2	6	4	4	0	1	2	0	1	.857	0	0	0	0	1
43 Brendan Lysik	99.00	0-0	1	0	0	0/0	0	0.0	2	3	3	1	0	0	0	1	1.000	0	0	0	0	0
Totals	5.79	15-9	24	24	2	1/1	4	210.0	229	143	135	94	223	56	6	30	.279	14	16	2	5	12
Opponents	7.45	9-15	24	24	0	0/0	5	209.0	254	194	173	117	188	63	5	39	.297	24	37	4	11	2

PB - Team (5), Stilwell, C. 3, White, H. 2, Opp (6). Pickoffs - Team (2), Birdsell, B. 1, Molina, M. 1, Opp (2). SBA/ATT - White, H. (15-19), Stilwell, C. (13-13), Birdsell, B. (9-10), Morris, A. (5-7), Hampton, C. (4-4), Molina, M. (2-3), Lopez, J. (2-2), Parish, T. (2-2), Hitt, J. (1-1), Devine, A. (1-1), Crowley, G. (1-1), Sanders, J. (0-1), Becker, A. (1-1), Bridges, D. (1-1).

Season Stats (Home Games)



2022 Texas Tech Baseball Overall Statistics for Texas Tech (as of May 22, 2022) (Home games Sorted by Batting avg)



Record: 21-5 Home: 21-5 Away: 0-0 Big 12: 8-4

Player	avg	gp-gs	ab	r	h	2b	3b	hr	rbi	tb	slg%	bb	hp	so	gdp	ob%	sf	sh	sb-att	po	a	e	fld%
10 Ty Coleman	.419	22-21	86	22	36	4	0	6	36	58	.674	4	2	5	2	.452	1	1	0-0	0	0	0	.000
18 Cole Stilwell	.385	26-26	109	35	42	9	2	4	27	67	.615	18	2	12	1	.463	5	0	0-0	227	14	3	.988
2 Jace Jung	.375	26-26	96	38	36	12	1	6	29	68	.708	27	2	18	2	.508	3	0	3-3	49	63	0	1.000
8 Kurt Wilson	.353	26-26	102	31	36	7	1	9	32	72	.706	14	0	17	3	.427	1	0	1-1	27	53	2	.976
25 Owen Washburn	.330	26-26	97	24	32	7	1	3	27	50	.515	16	2	25	1	.435	0	0	2-2	30	2	0	1.000
15 Parker Kelly	.316	26-26	95	23	30	9	2	5	29	58	.611	14	4	22	3	.421	1	0	2-2	13	50	2	.969
5 Hudson White	.275	26-26	91	19	25	4	0	2	20	35	.385	19	3	15	2	.409	2	1	2-2	222	16	3	.988
17 Drew Reynolds	.800	5-0	5	6	4	1	0	0	3	5	1.000	3	0	1	0	.875	0	0	0-0	8	2	0	1.000
19 Easton Murrell	.436	18-16	55	21	24	5	0	5	10	44	.800	8	12	14	0	.587	0	0	0-1	22	2	0	1.000
33 Ryan Brome	.429	7-0	7	3	3	1	0	0	3	4	.571	3	1	1	0	.636	0	0	0-0	7	0	0	1.000
41 Sam Hunt	.348	10-6	23	7	8	2	0	0	8	10	.435	4	2	5	0	.467	1	0	1-1	19	0	0	1.000
9 Zac Vooletich	.302	12-10	43	15	13	5	0	1	16	21	.488	8	1	7	1	.415	1	0	0-0	8	2	0	1.000
3 Lauden Brooks	.273	8-0	11	4	3	0	0	0	1	3	.273	1	0	3	0	.308	1	0	1-1	1	4	1	.833
20 Dalton Porter	.267	13-7	30	4	8	2	0	1	8	13	.433	3	0	5	0	.306	3	0	1-1	13	0	0	1.000
1 Dillon Carter	.263	20-17	57	23	15	2	0	1	12	20	.351	15	3	18	0	.440	0	1	3-4	31	2	1	.971
7 Cody Masters	.167	7-0	6	3	1	0	0	1	4	4	.667	0	0	2	0	.167	0	0	0-0	0	0	0	.000
14 Cooper Swanson	.143	5-1	7	1	1	1	0	0	2	2	.286	4	0	3	0	.455	0	0	0-0	4	0	0	1.000
13 Trevor Conley	.000	5-0	3	2	0	0	0	0	0	0	.000	1	0	0	0	.250	0	0	0-0	7	1	0	1.000
11 Andrew Devine	.000	1-0	0	0	0	0	0	0	0	0	.000	0	0	0	0	.000	0	0	0-0	0	1	0	1.000
Totals	.343	26	923	281	317	71	7	44	267	534	.579	162	34	173	15	.451	19	3	16-18	699	239	18	.981
Opponents	.255	26	882	136	225	58	3	32	128	385	.437	92	20	278	11	.336	10	12	31-37	642	206	21	.976

LOB - Team (218), Opp (181). DPs turned - Team (11), Opp (22). IBB - Team (2), Jung, Ja. 2, Opp (1). Picked off - Kelly, P. 2.

(Home games Sorted by Earned run avg)

Player	era	w-l	app	gs	cg	sho	sv	ip	h	r	er	bb	so	2b	3b	hr	b/avg	wp	hp	bks	sfa	sha
48 Brandon Birdsell	3.27	4-1	6	6	1	0/1	0	33.0	32	14	12	7	48	7	0	4	.256	6	2	1	1	1
34 Andrew Morris	5.02	3-1	6	6	1	0/0	0	37.2	32	24	21	11	45	7	0	9	.232	1	3	0	2	3
49 Colin Clark	0.87	0-0	5	0	0	0/1	1	10.1	6	1	1	4	10	0	0	1	.167	0	1	0	0	0
11 Andrew Devine	2.00	1-0	5	1	0	0/0	0	9.0	7	4	2	7	12	3	0	1	.212	0	4	0	0	2
30 Bo Blessie	2.08	0-0	3	0	0	0/0	0	4.1	2	1	1	4	7	2	0	0	.133	0	0	0	0	0
40 Brendan Girton	2.16	3-0	4	0	0	0/0	0	8.1	3	3	2	2	9	1	0	0	.111	0	0	0	1	0
44 Brandon Beckel	2.84	0-0	7	0	0	0/0	0	12.2	9	4	4	2	17	3	0	1	.191	1	0	0	0	0
21 Mason Molina	3.10	1-2	6	3	0	0/0	0	20.1	16	8	7	12	23	5	0	2	.229	2	2	0	2	2
31 Austin Becker	3.48	2-0	5	3	0	0/0	0	10.1	7	4	4	10	12	0	0	1	.200	5	2	0	0	1
32 Trendan Parish	3.55	1-0	9	0	0	0/0	4	12.2	14	5	5	0	18	3	0	3	.264	0	0	0	0	0
45 Derek Bridges	4.00	1-0	9	0	0	0/0	0	9.0	9	4	4	2	5	5	0	1	.273	1	1	0	0	0
28 Chase Hampton	4.44	3-0	6	6	0	0/0	0	24.1	23	12	12	10	27	5	0	5	.261	1	1	0	1	1
36 Shay Hartis	4.50	0-0	6	0	0	0/0	0	8.0	8	4	4	0	7	5	0	0	.258	0	0	0	0	1
52 Josh Sanders	7.50	1-0	9	0	0	0/0	0	12.0	16	11	10	4	16	3	1	0	.308	1	1	0	1	0
38 Tyler Hamilton	9.00	0-0	1	0	0	0/0	0	1.0	1	1	1	2	0	1	0	0	.333	0	0	0	1	0
42 Kyle Robinson	9.64	0-0	5	0	0	0/0	0	4.2	8	5	5	1	5	1	0	2	.400	0	1	0	0	1
29 Jamie Hitt	12.96	0-1	7	1	0	0/0	0	8.1	16	14	12	6	9	4	0	1	.390	3	1	0	1	0
39 Jase Lopez	16.50	1-0	5	0	0	0/0	0	6.0	14	11	11	2	5	3	2	0	.467	1	1	0	0	0
35 Garrett Crowley	27.00	0-0	2	0	0	0/0	0	1.0	0	3	3	5	3	0	0	0	.000	0	0	0	0	0
43 Brendan Lysik	99.00	0-0	1	0	0	0/0	0	0.0	2	3	3	1	0	0	0	1	1.000	0	0	0	0	0
Totals	4.79	21-5	26	26	2	1/1	5	233.0	225	136	124	92	278	58	3	32	.255	22	20	1	10	12
Opponents	11.14	5-21	26	26	0	0/0	3	214.0	317	281	265	162	173	71	7	44	.343	37	34	2	19	3

PB - Team (4), White, H. 2, Stilwell, C. 1, Conley, T. 1, Opp (6). Pickoffs - Team (5), Molina, M. 1, Becker, A. 1, Birdsell, B. 1, Devine, A. 1, White, H. 1, Opp (2). SBA/ATT - White, H. (19-23), Stilwell, C. (11-12), Birdsell, B. (6-8), Morris, A. (6-7), Hampton, C. (4-4), Becker, A. (3-3), Lopez, J. (2-3), Devine, A. (3-3), Robinson, K. (1-2), Parish, T. (2-2), Hitt, J. (1-1), Molina, M. (0-1), Bridges, D. (1-1), Crowley, G. (1-1), Girton, B. (1-1).

Season Stats (Road/Neutral Games)



2022 Texas Tech Baseball
Overall Statistics for Texas Tech (as of May 17, 2022)
(road/neutral games Sorted by Batting avg)



Record: 15-13 Home: 0-0 Away: 13-9 Neutral: 2-4 Big 12: 7-5

Player	avg	gp-gs	ab	r	h	2b	3b	hr	rbi	tb	slg%	bb	hp	so	gdp	ob%	sf	sh	sb-att	po	a	e	fld%
2 Jace Jung	.327	28-28	104	28	34	6	0	8	27	64	.615	28	3	16	0	.478	1	0	1-1	40	91	3	.978
8 Kurt Wilson	.307	28-28	114	27	35	7	4	4	29	62	.544	14	3	26	0	.391	2	0	3-4	40	58	3	.970
25 Owen Washburn	.284	26-26	102	16	29	3	1	4	20	46	.451	15	0	39	1	.367	3	0	0-0	41	3	1	.978
15 Parker Kelly	.267	27-26	101	18	27	9	0	5	18	51	.505	14	1	32	0	.362	0	1	2-2	17	37	3	.947
18 Cole Stilwell	.259	27-27	108	23	28	7	0	5	22	50	.463	15	6	21	4	.374	2	0	1-1	213	9	1	.996
5 Hudson White	.258	26-25	97	20	25	6	0	4	19	43	.443	16	2	15	0	.364	3	0	1-1	222	18	2	.992
10 Ty Coleman	.250	26-26	112	13	28	9	0	2	20	43	.384	10	1	16	4	.317	0	0	0-0	5	0	0	1.000
19 Easton Murrell	.235	21-20	68	21	16	3	1	4	11	33	.485	15	13	20	0	.458	0	0	1-1	30	4	1	.971
1 Dillon Carter	.145	21-20	69	12	10	3	1	2	5	21	.304	10	3	46	0	.277	1	1	1-2	43	1	1	.978

41 Sam Hunt	.348	11-7	23	5	8	3	0	0	5	11	.478	6	0	9	0	.483	0	0	0-0	13	0	0	1.000
7 Cody Masters	.250	6-1	8	6	2	2	0	0	1	4	.500	1	2	4	0	.455	0	0	0-0	0	0	0	.000
9 Zac Vooletich	.217	12-5	23	5	5	3	0	0	2	8	.348	4	2	7	1	.379	0	0	0-0	11	1	0	1.000
33 Ryan Brome	.214	6-2	14	2	3	2	0	0	2	5	.357	0	1	6	2	.267	0	0	0-0	1	0	0	1.000
20 Dalton Porter	.208	13-6	24	1	5	2	0	0	6	7	.292	2	4	11	0	.344	2	0	1-1	13	0	1	.929
14 Cooper Swanson	.111	5-2	9	2	1	0	0	0	0	1	.111	0	0	6	0	.111	0	0	0-0	1	0	1	.500
13 Trevor Conley	.091	6-3	11	3	1	0	0	0	2	1	.091	2	0	2	0	.231	0	2	0-0	28	2	4	.882
3 Lauden Brooks	.000	4-0	5	1	0	0	0	0	0	0	.000	1	0	3	0	.167	0	0	0-0	2	2	1	.800
17 Drew Reynolds	.000	2-0	2	0	0	0	0	0	0	0	.000	0	0	1	0	.000	0	0	0-0	0	0	0	.000
11 Andrew Devine	.000	2-0	0	1	0	0	0	0	0	0	.000	0	0	0	0	.000	0	0	0-0	1	1	0	1.000
Totals	.259	28	994	204	257	65	7	38	189	450	.453	153	41	280	12	.375	14	4	11-13	727	243	25	.975
Opponents	.262	28	957	165	251	57	6	27	160	401	.419	117	23	260	9	.354	9	3	28-34	758	191	30	.969

LOB - Team (244), Opp (217). DPs turned - Team (10), Opp (16). IBB - Team (2), Jung, Ja. 2, Opp (1).

(road/neutral games Sorted by Earned run avg)

Player	era	w-l	app	gs	cg	sho	sv	ip	h	r	er	bb	so	2b	3b	hr	b/avg	wp	hp	bks	sfa	sha
48 Brandon Birdsell	2.31	4-2	7	7	0	0/0	0	39.0	21	11	10	17	48	3	1	2	.156	4	5	1	1	0
34 Andrew Morris	4.06	4-0	7	6	0	0/0	0	37.2	36	17	17	11	35	8	2	3	.245	2	4	0	0	1
21 Mason Molina	4.71	0-3	11	5	0	0/0	0	28.2	25	16	15	14	37	11	1	2	.234	1	0	1	2	1

39 Jase Lopez	0.00	0-0	3	0	0	0/0	0	1.0	1	0	0	1	1	0	0	0	.250	0	0	0	0	0
42 Kyle Robinson	1.50	1-0	6	0	0	0/0	0	6.0	7	1	1	4	3	2	0	0	.292	2	1	0	0	0
45 Derek Bridges	3.60	0-0	14	0	0	0/0	0	10.0	10	6	4	6	14	1	0	1	.263	2	1	0	1	1
29 Jamie Hitt	5.11	1-0	8	1	0	0/0	0	12.1	6	8	7	6	9	0	0	2	.136	0	3	0	0	0
28 Chase Hampton	5.13	2-3	8	5	0	0/0	0	26.1	25	15	15	16	33	5	0	3	.253	0	5	0	1	0
40 Brendan Girton	5.79	0-0	5	0	0	0/0	0	9.1	7	6	6	5	9	3	0	1	.194	2	0	1	0	0
36 Shay Hartis	6.48	1-0	7	0	0	0/0	0	8.1	10	6	6	2	7	3	0	1	.286	1	1	0	0	0
31 Austin Becker	7.50	0-1	5	0	0	0/0	1	6.0	15	9	5	2	13	2	0	2	.429	0	1	0	0	0
11 Andrew Devine	8.38	1-1	7	3	0	0/0	1	9.2	12	9	9	6	9	2	1	3	.316	2	0	0	1	0
52 Josh Sanders	8.71	0-0	8	0	0	0/0	1	10.1	17	10	10	5	7	2	0	2	.370	0	0	0	0	0
44 Brandon Beckel	11.05	0-0	8	0	0	0/0	0	7.1	11	9	9	8	9	3	1	0	.333	5	0	0	0	0
49 Colin Clark	11.12	0-1	9	0	0	0/0	0	11.1	19	15	14	4	9	4	0	2	.358	0	1	0	1	0
32 Trendan Parish	11.49	1-2	11	1	0	0/0	2	15.2	23	21	20	8	15	7	0	2	.343	2	1	0	2	0
30 Bo Blessie	16.20	0-0	4	0	0	0/0	0	3.1	6	6	6	2	2	1	0	1	.375	2	0	0	0	0
Totals	5.72	15-13	28	28	0	0/0	5	242.1	251	165	154	117	260	57	6	27	.262	25	23	3	9	3
Opponents	6.16	13-15	28	28	0	0/0	5	252.2	257	204	173	153	280	65	7	38	.259	32	41	3	14	4

PB - Team (5), Stilwell, C. 4, White, H. 1, Opp (6). SBA/ATT - White, H. (14-18), Stilwell, C. (13-14), Birdsell, B. (7-8), Molina, M. (6-7), Hitt, J. (4-4), Morris, A. (1-3), Hampton, C. (2-2), Conley, T. (1-2), Girton, B. (2-2), Hartis, S. (1-1), Devine, A. (0-1), Parish, T. (1-1), Sanders, J. (0-1), Becker, A. (1-1), Bridges, D. (1-1), Blessie, B. (1-1), Beckel, B. (1-1).



2022 TEXAS TECH BASEBALL

Season Stats (Series Stats vs. Bracket)



2022 Texas Tech Baseball Overall Statistics for Texas Tech (as of Apr 24, 2022) (West Virginia Series Sorted by Batting avg)

Record: 2-1 Home: 2-1 Away: 0-0 Big 12: 2-1

Player	avg	gp-gs	ab	r	h	2b	3b	hr	rbi	tb	slg%	bb	hp	so	gdp	ob%	sf	sh	sb-att	po	a	e	fld%
10 Ty Coleman	.615	3-3	13	3	8	0	0	0	3	8	.615	0	0	1	0	.571	1	0	0-0	0	0	0	.000
19 Easton Murrell	.545	3-3	11	4	6	0	0	1	1	9	.818	2	2	2	0	.667	0	0	0-0	5	1	0	1.000
5 Hudson White	.500	3-3	8	2	4	1	0	0	1	5	.625	4	1	0	0	.692	0	0	0-0	18	1	1	.950
18 Cole Stilwell	.357	3-3	14	2	5	3	0	1	6	11	.786	1	0	2	0	.375	1	0	0-0	30	3	1	.971
15 Parker Kelly	.333	3-3	12	0	4	3	0	0	2	7	.583	1	0	1	1	.385	0	0	0-0	1	3	0	1.000
25 Owen Washburn	.231	3-3	13	4	3	1	0	1	2	7	.538	0	0	3	0	.231	0	0	0-0	5	0	0	1.000
8 Kurt Wilson	.231	3-3	13	2	3	0	0	2	5	9	.692	0	0	2	1	.231	0	0	0-0	7	9	0	1.000
2 Jace Jung	.167	3-3	12	3	2	1	0	0	1	3	.250	3	0	1	0	.333	0	0	0-0	7	12	0	1.000
41 Sam Hunt	.500	1-1	2	2	1	0	0	0	0	1	.500	1	0	0	0	.667	0	0	0-0	1	0	0	1.000
1 Dillon Carter	.333	3-0	3	1	1	0	0	0	1	1	.333	1	0	2	0	.500	0	0	0-0	0	0	0	.000
9 Zac Vooletich	.000	2-2	4	0	0	0	0	0	0	0	.000	0	1	2	0	.200	0	0	0-0	3	0	0	1.000
7 Cody Masters	.000	1-0	1	0	0	0	0	0	0	0	.000	0	0	0	0	.000	0	0	0-0	0	0	0	.000
33 Ryan Brome	.000	1-0	0	0	0	0	0	0	0	0	.000	1	0	0	0	1.000	0	0	0-0	0	0	0	.000
Totals	.349	3	106	23	37	9	0	5	22	61	.575	14	4	16	2	.437	2	0	0-0	78	33	4	.965
Opponents	.258	3	97	22	25	7	0	1	19	35	.361	9	1	22	1	.327	0	4	5-6	74	25	2	.980

LOB - Team (29), Opp (11). DPs turned - Team (1), Opp (4). Picked off - Kelly, P. 1.

(West Virginia Series Sorted by Earned run avg)

Player	era	w-l	app	gs	cg	sho	sv	ip	h	r	er	bb	so	2b	3b	hr	b/avg	wp	hp	bk	sfa	sha
48 Brandon Birdsell	0.00	1-0	1	1	0	0	0	8.0	4	2	0	1	9	1	0	0	.148	0	0	0	0	0
34 Andrew Morris	2.00	1-0	1	1	1	0	0	9.0	3	5	2	3	5	0	0	0	.100	0	0	0	0	1
21 Mason Molina	2.45	0-1	1	0	0	0	0	3.2	3	1	1	0	2	1	0	0	.273	0	1	0	0	1
32 Trendan Parish	4.50	0-0	1	0	0	0	0	4.0	4	2	2	0	5	2	0	0	.250	0	0	0	0	0
52 Josh Sanders	27.00	0-0	1	0	0	0	0	0.2	3	2	2	0	1	1	0	0	.600	0	0	0	0	0
31 Austin Becker	54.00	0-0	1	0	0	0	0	0.1	0	2	2	2	0	0	0	0	.000	2	0	0	0	1
28 Chase Hampton	54.00	0-0	1	1	0	0	0	0.1	3	2	2	2	0	1	0	0	1.000	0	0	0	0	1
36 Shay Hartis	99.00	0-0	1	0	0	0	0	0.0	3	3	3	0	0	1	0	0	1.000	0	0	0	0	0
43 Brendan Lysik	99.00	0-0	1	0	0	0	0	0.0	2	3	3	1	0	0	0	1	1.000	0	0	0	0	0
Totals	5.88	2-1	3	3	2	0	0	26.0	25	22	17	9	22	7	0	1	.258	2	1	0	0	4
Opponents	7.66	1-2	3	3	0	0	0	24.2	37	23	21	14	16	9	0	5	.349	6	4	0	2	0

PB - Team (1), White, H. 1, Opp (1). Pickoffs - Team (2), Birdsell, B. 1, Molina, M. 1, Opp (1). SBA/ATT - White, H. (4-4), Morris, A. (2-2), Birdsell, B. (1-2), Stilwell, C. (1-1), Hampton, C. (1-1), Becker, A. (1-1).



2022 Texas Tech Baseball Overall Statistics for Texas Tech (as of May 24, 2022) (vs. Oklahoma Sorted by Batting avg)

Record: 1-3 Home: 1-2 Away: 0-0 Neutral: 0-1 Big 12: 1-2

Player	avg	gp-gs	ab	r	h	2b	3b	hr	rbi	tb	slg%	bb	hp	so	gdp	ob%	sf	sh	sb-att	po	a	e	fld%
19 Easton Murrell	.455	4-3	11	4	5	3	0	1	2	11	1.000	2	3	4	0	.625	0	0	0-1	8	1	0	1.000
18 Cole Stilwell	.438	4-4	16	7	7	3	0	1	7	13	.813	2	1	3	1	.500	1	0	0-0	27	1	1	.966
10 Ty Coleman	.412	4-4	17	3	7	1	0	1	7	11	.647	1	1	1	0	.474	0	0	0-0	0	0	0	.000
25 Owen Washburn	.400	4-4	15	4	6	0	1	1	3	11	.733	4	0	6	1	.526	0	0	0-0	2	0	0	1.000
8 Kurt Wilson	.389	4-4	18	5	7	1	0	2	3	14	.778	1	0	4	0	.421	0	0	0-0	4	5	0	1.000
1 Dillon Carter	.300	3-3	10	3	3	0	0	0	0	3	.300	2	0	2	0	.417	0	0	0-0	7	1	0	1.000
2 Jace Jung	.250	4-4	16	3	4	2	0	1	3	9	.563	4	0	7	0	.400	0	0	0-0	7	11	2	.900
15 Parker Kelly	.200	4-4	15	1	3	1	1	1	3	9	.600	1	1	3	0	.294	0	0	0-0	3	7	1	.909
5 Hudson White	.167	4-4	18	1	3	1	0	0	5	4	.222	1	0	6	1	.211	0	0	0-0	44	3	1	.979
9 Zac Vooletich	.200	1-1	5	1	1	0	0	0	0	1	.200	0	0	1	1	.200	0	0	0-0	3	0	0	1.000
33 Ryan Brome	.000	1-0	1	0	0	0	0	0	0	0	.000	0	0	0	1	.000	0	0	0-0	0	0	0	.000
7 Cody Masters	.000	3-0	1	0	0	0	0	0	0	0	.000	0	1	0	0	.500	0	0	0-0	0	0	0	.000
20 Dalton Porter	.000	1-0	0	0	0	0	0	0	0	0	.000	0	0	0	0	.000	0	0	0-0	0	0	0	.000
14 Cooper Swanson	.000	1-0	0	0	0	0	0	0	0	0	.000	0	0	0	0	.000	0	0	0-0	0	0	0	.000
41 Sam Hunt	.000	1-1	0	1	0	0	0	0	0	0	.000	2	0	0	0	1.000	0	0	0-0	0	0	0	.000
3 Lauden Brooks	.000	1-0	0	0	0	0	0	0	0	0	.000	1	0	0	0	1.000	0	0	0-0	0	0	0	.000
Totals	.322	4	143	33	46	12	2	8	33	86	.601	21	7	37	5	.430	1	0	0-1	108	31	6	.959
Opponents	.344	4	154	38	53	6	0	12	35	95	.617	20	5	47	3	.433	1	2	15-16	105	33	1	.993

LOB - Team (34), Opp (36). DPs turned - Team (3), Opp (6). IBB - Team (1), Jung, Ja. 1, Opp (1).

(vs. Oklahoma Sorted by Earned run avg)

Player	era	w-l	app	gs	cg	sho	sv	ip	h	r	er	bb	so	2b	3b	hr	b/avg	wp	hp	bk	sfa	sha
44 Brandon Beckel	0.00	0-0	2	0	0	0	0	4.2	2	0	0	0	5	0	0	0	.133	0	0	0	0	1
11 Andrew Devine	0.00	0-0	2	1	0	0	0	4.0	3	0	0	0	7	5	0	0	.231	1	1	0	0	1
28 Chase Hampton	3.00	1-0	1	1	0	0	0	6.0	6	2	2	1	9	2	0	0	.250	0	0	0	0	0
48 Brandon Birdsell	13.50	0-1	1	1	0	0	0	4.0	8	6	6	1	5	2	0	1	.444	1	1	0	1	0
34 Andrew Morris	16.20	0-1	1	1	0	0	0	5.0	9	9	9	1	6	1	0	6	.391	0	0	0	0	1
42 Kyle Robinson	0.00	0-0	1	0	0	0	0	1.0	0	0	0	0	1	0	0	0	.000	0	1	0	0	0
35 Garrett Crowley	0.00	0-0	1	0	0	0	0	1.0	0	0	0	0	2	3	0	0	.000	0	0	0	0	0
21 Mason Molina	3.86	0-0	2	0	0	0	0	2.1	3	1	1	1	3	0	0	1	.300	1	0	0	0	0
31 Austin Becker	4.50	0-1	2	0	0	0	0	2.0	5	4	1	1	4	0	0	1	.417	0	0	0	0	0
29 Jamie Hitt	13.50	0-0	2	0	0	0	0	2.2	4	5	4	2	4	0	0	2	.333	1	1	0	0	0
39 Jase Lopez	27.00	0-0	1	0	0	0	0	1.0	4	3	3	0	0	0	0	0	.667	0	0	0	0	0
52 Josh Sanders	27.00	0-0	1	0	0	0	0	0.2	2	2	2	2	0	0	0	1	.500	0	0	0	0	0
30 Bo Blessie	27.00	0-0	1	0	0	0	0	0.1	1	1	1	1	1	0	0	0	.500	0	0	0	0	0
45 Derek Bridges	33.75	0-0	2	0	0	0	0	1.1	6	5	5	2	2	1	0	0	.600	1	1	0	0	0
Totals	8.50	1-3	4	4	0	0	0	36.0	53	38	34	20	47	6	0	12	.344	5	5	0	1	2
Opponents	8.49	3-1	4	4	0	0	0	35.0	46	33	33	21	37	12	2	8	.322	0	7	0	1	0

PB - Team (0), Opp (1). SBA/ATT - White, H. (11-12), Hampton, C. (3-3), Stilwell, C. (3-3), Birdsell, B. (2-2), Hitt, J. (2-2), Lopez, J. (2-2), Morris, A. (2-2), Devine, A. (1-2), Becker, A. (1-1), Blessie, B. (1-1), Crowley, G. (1-1).



2022 Texas Tech Baseball Overall Statistics for Texas Tech (as of May 15, 2022) (OSU series Sorted by Batting avg)

Record: 3-0 Home: 0-0 Away: 3-0 Big 12: 3-0

Player	avg	gp-gs	ab	r	h	2b	3b	hr	rbi	tb	slg%	bb	hp	so	gdp	ob%	sf	sh	sb-att	po	a	e	fld%
5 Hudson White	.429	3-3	14	1	6	1	0	1	4	10	.714	0	0	1	0	.400	1	0	0-0	30	3	1	.971
25 Owen Washburn	.400	3-3	15	3	6	3	0	1	7	12	.800	0	0	4	0	.400	0	0	0-0	9	0	0	1.000
18 Cole Stilwell	.400	3-3	10	1	4	1	0	1	5	8	.800	4	1	2	0	.600	0	0	0-0	24	2	0	1.000
2 Jace Jung	.286	3-3	14	3	4	0	0	1	3	7	.500	1	0	1	0	.333	0	0	0-0	3	11	0	1.000
19 Easton Murrell	.231	3-3	13	3	3	1	0	0	0	4	.308	1	1	4	0	.333	0	0	0-0	5	0	0	1.000
8 Kurt Wilson	.154	3-3	13	5	2	0	1	1	1	7	.538	1	1	3	0	.267	0	0	0-0	5	1	0	1.000
15 Parker Kelly	.111	3-3	9	2	1	0	0	0	0	1	.111	5	0	3	0	.429	0	0	0-0	0	5	0	1.000
1 Dillon Carter	.100	3-3	10	2	1	0	0	0	0	1	.100	2	0	8	0	.250	0	0	0-0	5	0	0	1.000
10 Ty Coleman	.091	3-3	11	2	1	0	0	0	1	1	.091	4	0	3	0	.333	0	0	0-0	0	0	0	1.000
Totals	.257	3	109	22	28	6	1	5	21	51	.468	18	3	29	0	.374	1	0	0-0	81	25	1	.991
Opponents	.238	3	101	13	24	6	1	3	12	41	.406	18	2	31	0	.361	1	1	0-1	81	16	1	.990



Game-By-Game Offensive Stats

2022 Texas Tech Baseball
Team Game-by-Game for Texas Tech (as of May 22, 2022)
Batting (All games)

Date	Opponent	ab	r	h	rbi	2b	3b	hr	tb	bb	ibb	sb	cs	hbp	sac	sf	gdp	k	po	a	e	lob	avg
Feb 18	vs Michigan	34	7	9	6	0	1	0	11	8	0	2	0	4	0	1	0	11	27	9	1	14	.265
Feb 19	vs Auburn	26	1	3	1	0	0	0	3	7	0	0	0	1	0	1	0	8	24	14	0	7	.200
Feb 20	vs Arizona	31	2	5	2	0	0	0	5	4	0	0	0	0	0	0	0	12	27	6	0	6	.187
Feb 22	DALLAS BAPTIST	32	8	10	7	2	0	0	12	7	0	1	0	1	0	0	2	5	27	6	1	8	.220
Feb 26	KENT STATE	29	10	5	10	1	0	1	9	10	1	1	0	2	1	0	0	9	27	3	0	8	.211
Feb 27	KENT STATE	35	8	12	8	4	0	1	19	4	0	0	0	1	0	1	0	5	27	9	2	9	.235
Feb 27	KENT STATE	32	7	8	7	0	0	3	17	3	0	1	0	2	0	0	0	8	27	6	0	6	.237
Mar 01	at Dallas Baptist	35	4	6	4	1	0	1	10	6	0	0	0	1	0	1	0	13	30	5	0	9	.228
Mar 04	MERRIMACK	37	17	16	17	2	0	0	18	11	0	0	0	2	0	2	0	3	27	11	0	11	.254
Mar 05	MERRIMACK	36	21	13	21	2	0	3	24	18	0	2	0	3	0	1	0	4	27	10	1	13	.266
Mar 05	MERRIMACK	43	20	20	19	3	0	3	32	7	0	1	0	0	0	1	0	6	27	10	0	7	.289
Mar 06	MERRIMACK	37	12	13	11	3	1	2	24	6	0	5	0	2	0	0	0	2	27	12	1	9	.295
Mar 08	vs Mississippi State	35	5	8	5	2	1	2	18	3	0	2	0	0	0	1	0	16	24	4	0	7	.290
Mar 09	vs Mississippi State	35	7	8	6	0	1	2	16	6	0	0	0	1	1	0	0	11	27	9	2	9	.285
Mar 11	at Rice	36	10	9	7	2	0	1	14	8	0	2	0	2	1	0	0	10	27	8	2	10	.283
Mar 12	at Rice	33	3	5	3	2	0	0	7	2	0	0	0	0	0	1	0	13	27	3	4	6	.275
Mar 13	at Rice	37	7	13	6	5	0	0	18	4	0	0	0	2	1	0	1	9	27	7	1	10	.280
Mar 15	NEW MEXICO	47	28	25	27	7	0	1	35	13	0	0	0	2	0	2	1	7	27	16	2	12	.298
Mar 16	NEW MEXICO	37	11	13	9	4	0	0	17	7	0	3	0	1	0	0	0	6	27	9	0	10	.301
Mar 19	at IOWA	36	11	8	7	3	1	2	19	8	1	1	0	0	0	1	0	15	27	7	1	7	.297
Mar 20	at IOWA	32	3	4	3	0	0	2	10	2	0	0	0	1	0	0	0	17	24	10	1	5	.290
Mar 22	CALIFORNIA BAPT	31	6	9	5	1	1	1	15	7	0	0	0	0	0	1	1	6	27	12	1	9	.290
*Mar 25	TEXAS	31	5	3	4	0	0	3	12	3	0	2	1	0	1	0	0	10	30	8	0	1	.282
*Mar 26	TEXAS	38	16	13	16	3	1	2	24	7	0	0	0	4	0	1	3	7	30	11	0	5	.285
*Mar 27	TEXAS	25	1	6	1	1	0	0	7	2	0	0	0	0	1	1	0	8	21	11	0	7	.284
Mar 29	STEPHEN F. AUSTI	47	19	23	18	10	2	5	52	3	0	0	0	0	0	1	1	8	27	12	1	8	.294
Mar 30	STEPHEN F. AUSTI	32	13	12	13	2	0	3	23	5	0	0	0	2	0	2	1	3	27	4	0	4	.297
*Apr 01	at Kansas	37	8	13	8	3	0	2	22	3	0	0	0	1	0	1	1	5	27	11	0	7	.299
*Apr 02	at Kansas	54	28	27	28	9	1	4	50	10	0	0	0	3	0	0	0	3	27	10	1	12	.310
*Apr 03	at Kansas	34	5	7	5	1	0	1	11	6	0	0	0	2	0	0	1	10	24	10	0	10	.306
Apr 05	at Grand Canyon	35	4	10	4	2	0	3	21	5	0	0	0	1	0	0	1	6	24	9	2	10	.306
Apr 06	at Grand Canyon	34	7	9	7	1	0	0	10	5	0	1	0	1	1	2	0	15	24	9	2	9	.305
*Apr 08	KANSAS STATE	33	6	8	5	2	0	1	13	4	0	0	0	0	0	0	0	5	27	7	1	7	.303
*Apr 09	KANSAS STATE	34	14	10	11	4	0	2	20	11	1	0	0	1	0	1	0	7	27	10	0	9	.303
*Apr 10	KANSAS STATE	36	7	15	7	2	0	2	23	2	0	0	0	0	0	1	1	8	27	9	1	8	.306
Apr 12	vs Oklahoma	34	9	9	9	4	0	2	19	8	1	0	0	1	0	0	2	9	27	10	4	7	.305
*Apr 14	at TCU	34	4	5	4	0	0	1	8	2	0	2	0	0	0	0	0	14	24	9	0	5	.301
*Apr 15	at TCU	32	3	6	3	1	0	0	7	7	0	0	1	3	0	0	0	11	24	11	1	12	.298
*Apr 16	at TCU	33	3	7	3	4	0	0	11	4	0	0	0	3	0	0	1	4	24	9	0	10	.296
Apr 19	at New Mexico	38	10	13	10	6	1	2	27	5	0	0	0	1	0	1	2	7	25	13	1	8	.297
*Apr 23	WEST VIRGINIA	34	7	11	7	1	0	2	18	5	0	0	0	0	0	1	0	5	27	14	3	9	.298
*Apr 23	WEST VIRGINIA	39	12	16	11	6	0	2	28	5	0	0	0	3	0	0	1	8	24	8	1	12	.301
*Apr 24	WEST VIRGINIA	33	4	10	4	2	0	1	15	4	0	0	0	1	0	1	1	3	27	11	0	8	.301
Apr 26	ABILENE CHRISTI	36	5	9	5	1	0	0	10	5	0	0	0	1	0	1	0	12	27	9	1	11	.300
*Apr 29	at Baylor	35	7	10	7	4	0	1	17	4	0	1	1	1	0	0	1	11	27	6	0	6	.299
*Apr 30	at Baylor	38	11	12	11	4	0	1	19	4	0	0	0	2	0	1	1	6	27	11	0	7	.300
*May 01	at Baylor	38	7	10	6	2	0	3	21	3	0	0	0	4	0	1	0	6	24	9	1	12	.299
May 03	at Abilene Christian	39	16	13	13	3	0	3	25	11	0	0	0	3	0	1	1	9	27	9	0	11	.300
*May 13	at Oklahoma State	34	7	8	6	2	1	1	15	8	0	0	0	1	0	1	0	8	27	13	1	10	.298
*May 14	at Oklahoma State	36	9	8	9	2	0	3	19	7	0	0	0	1	0	0	0	11	27	6	0	8	.297
*May 15	at Oklahoma State	39	6	12	6	2	0	1	17	3	0	0	0	1	0	0	0	10	27	6	0	10	.297
*May 19	OKLAHOMA	41	8	14	8	4	1	2	26	1	0	0	0	2	0	0	1	8	27	5	1	9	.298
*May 20	OKLAHOMA	36	6	11	6	2	1	1	18	6	0	0	0	1	0	0	1	12	27	13	1	10	.298
*May 21	OKLAHOMA	32	10	12	10	2	0	3	23	6	0	0	1	3	0	1	1	8	27	3	0	8	.299
Totals		1917	485	574	456	136	14	82	984	315	4	27	4	75	7	33	27	453	1426	482	43	462	.299

Game-By-Game Defensive Stats

2022 Texas Tech Baseball
Team Game-by-Game for Texas Tech (as of May 22, 2022)
Pitching (All games)

Date	Opponent	ip	h	r	er	bb	so	2b	3b	hr	wp	bk	hbp	dp	ibb	score	w-l	sv	era
Feb 18	vs Michigan	9.0	9	6	6	5	12	3	0	1	2	0	1	0	0	7-6	1-0	0	6.00
Feb 19	vs Auburn	8.0	3	2	2	5	7	0	0	0	1	0	0	1	0	1-2	1-1	0	4.24
Feb 20	vs Arizona	9.0	16	13	13	5	12	7	0	1	2	1	1	0	0	2-13	1-2	0	7.27
Feb 22	DALLAS BAPTIST	9.0	5	4	3	3	11	1	0	1	1	0	0	0	0	8-4	2-2	1	6.17
Feb 26	KENT STATE	9.0	8	7	7	3	17	4	0	2	0	0	1	0	0	10-7	3-2	2	6.34
Feb 27	KENT STATE	9.0	5	1	1	2	12	1	0	0	3	0	2	0	0	8-1	4-2	2	5.43
Feb 27	KENT STATE	9.0	5	5	5	5	15	0	0	1	1	0	1	1	0	7-5	5-2	3	5.37
Mar 01	at Dallas Baptist	10.0	7	3	3	5	13	1	0	1	0	1	0	0	0	4-3	6-2	4	5.00
Mar 04	MERRIMACK	9.0	3	1	1	4	12	0	0	0	0	0	2	1	0	17-1	7-2	4	4.56
Mar 05	MERRIMACK	9.0	8	5	5	6	11	4	0	0	1	0	0	0	0	21-5	8-2	4	4.60
Mar 05	MERRIMACK	9.0	6	2	2	6	10	3	1	0	1	0	1	0	0	20-2	9-2	4	4.36
Mar 06	MERRIMACK	9.0	10	4	3	2	9	3	0	0	3	0	2	0	0	12-4	10-2	4	4.25
Mar 08	vs Mississippi State	8.0	8	9	9	3	12	1	0	1	2	0	1	0	0	5-9	10-3	4	4.66
Mar 09	vs Mississippi State	9.0	3	2	2	4	8	1	0	0	1	0	2	0	0	7-2	11-3	4	4.46
Mar 11	at Rice	9.0	8	1	1	2	9	0	0	0	0	0	0	0	0	10-1	12-3	5	4.23
Mar 12	at Rice	9.0	3	2	2	2	19	1	0	0	2	0	0	0	0	3-2	13-3	5	4.09
Mar 13	at Rice	9.0	7	4	4	2	6	2	0	0	1	0	1	0	0	7-4	14-3	6	4.09
Mar 15	NEW MEXICO	9.0	5	2	0	1	11	1	0	0	0	0	0	1	0	28-2	15-3	6	3.86
Mar 16	NEW MEXICO	9.0	7	5	5	5	5	2	1	1	1	0	1	1	0	11-5	16-3	6	3.92
Mar 19	at IOWA	9.0	8	3	2	5	13	1	0	0	1	0	1	0	0	11-3	17-3	6	3.82
Mar 20	at IOWA	8.0	5	6	4	3	10	1	0	1	2	0	0	0	0	3-6	17-4	6	3.85
Mar 22	CALIFORNIA BAPT	9.0	7	3	3	2	10	2	0	3	0	0	1	2	0	6-3	18-4	6	3.81
*Mar 25	TEXAS	10.0	11	4	4	4	11	3	0	4	0	0	0	1	0	5-4	19-4	6	3.80
*Mar 26	TEXAS	10.0	21	12	12	6	13	7	0	4	2	1	0	0	0	16-12	20-4	6	4.12
*Mar 27	TEXAS	7.0	17	12	12	2	6	4	1	3	0	0	0	0	0	1-12	20-5	6	4.48
Mar 29	STEPHEN F. AUSTI	9.0	3	1	1	1	12	1	0	1	0	0	2	0	0	19-1	21-5	6	4.34
Mar 30	STEPHEN F. AUSTI	9.0	9	5	5	4	9	1	0	0	1	0	1	0	0	13-5	22-5	6	4.37
*Apr 01	at Kansas	9.0	5	2	2	1	6	0	1	0	0	0	0	0	0	8-2	23-5	6	4.28
*Apr 02	at Kansas	9.0	4	2	1	3	12	1	0	1	0	0	3	0	0	28-2	24-5	6	4.17
*Apr 03	at Kansas	8.0	11	8	8	1	5	3	1	1	0	0	0	0	0	5-8	24-6	6	4.31
Apr 05	at Grand Canyon	8.0	10	9	7	5	4	1	0	1	1	0	2	1	0	4-9	24-7	6	4.42
Apr 06	at Grand Canyon	8.0	10	8	7	2	7	1	1	3	0	0	0	0	0	7-8	24-8	6	4.52
*Apr 08	KANSAS STATE	9.0	8	3	3	0	11	1	0	0	1	0	1	0	0	6-3	25-8	7	4.47
*Apr 09	KANSAS STATE	9.0	3	0	0	5	13	0	0	0	0	0	0	2	0	14-0	26-8	8	4.34
*Apr 10	KANSAS STATE	9.0	11	6	5	6	11	3	0	2	0	0	0	1	1	7-6	27-8	8	4.35
Apr 12	vs Oklahoma	9.0	18	14	11	9	11	0	0	5	2	0	2	3	1	9-14	27-9	8	4.54
*Apr 14	at TCU	8.0	10	7	7	3	4	3	0	2	0	0	1	0	0	4-7	27-10	8	4.62
*Apr 15	at TCU	8.0	8	4	4	3	7	2	0	0	2	0	0	0	0	3-4	27-11	8	4.62
*Apr 16	at TCU	8.0	12	11	11	6	7	3	1	1	2	0	2	1	0	3-11	27-12	8	4.80
Apr 19	at New Mexico	8.1	21	11	10	2	7	5	0	3	1	0	0	1	0	10-11	27-13	8	4.94
*Apr 23	WEST VIRGINIA	9.0	3	5	2	3	5	0	0	0	0	0	0	1	0	7-5	28-13	8	4.87
*Apr 23	WEST VIRGINIA	8.0	4	2	0	1	9	1	0	0	0	0	0	0	0	12-2	29-13	8	4.76
*Apr 24	WEST VIRGINIA	9.0	18	15	15	5	8	6	0	1	2	0	1	0	0	4-15	29-14	8	5.01
Apr 26	ABILENE CHRISTI	9.0	13	8	7	5	11	4	0	2	2	0	1	0	0	5-8	29-15	8	5.06
*Apr 29	at Baylor	9.0	4	1	1	1	10	1	1	0	0	0	1	0	0	7-1	30-15	8	4.96
*Apr 30	at Baylor	9.0	7	1	1	5	7	1	0	1	0	0	1	2	0	11-1	31-15	8	4.87
*May 01	at Baylor	8.0	13	11	11	10	11	5	0	0	1	0	1	1	0	7-11	31-16	8	5.02
May 03	at Abilene Christian	9.0	17	12	12	7	10	7	0	1	1	0	1	0	0	16-12	32-16	8	5.17
*May 13	at Oklahoma State	9.0	10	6	6	5	8	2	0	2	1	0	1	0	0	7-6	33-16	9	5.19
*May 14	at Oklahoma State	9.0	4	3	3	4	8	1	1	1	0	1	0	0	0	9-3	34-16	9	5.14
*May 15	at Oklahoma State	9.0	10	4	4	9	15	3	0	0	0	0	1	0	0	6-4	35-16	10	5.12
*May 19	OKLAHOMA	9.0	15	13	12	4	12	1	0	6	1	0	0	0	0	8-13	35-17	10	5.25
*May 20	OKLAHOMA	9.0	11	9	9	4	10	3	0	1	1	0	3	0	0	6-9	35-18	10	5.33
*May 21	OKLAHOMA	9.0	9	2	2	3	14	2	0	0	1	0	0	0	0	10-2	36-18	10	5.26
Totals		475.1	476	301	278	209	538	115	9	59	47	4	43	21	2	485-301	36-18	10	5.26

Multis/Streaks

Multiple Hit Games	2	3	4	5+	Total
18 Cole Stilwell	19	6	-	-	25
8 Kurt Wilson	14	6	1	-	21
2 Jace Jung	9	9	-	1	19
10 Ty Coleman	11	5	1	-	17
15 Parker Kelly	12	3	1	-	16
25 Owen Washburn	12	4	-	-	16
5 Hudson White	10	3	-	1	14
19 Easton Murrell	7	3	-	-	10
1 Dillon Carter	3	2	-	-	5
9 Zac Vooletich	4	1	-	-	5
41 Sam Hunt	3	-	1	-	4
20 Dalton Porter	2	1	-	-	3
33 Ryan Brome	2	-	-	-	2
3 Lauden Brooks	1	-	-	-	1
17 Drew Reynolds	-	1	-	-	1
7 Cody Masters	1	-	-	-	1
TEAM	110	44	4	2	160

Multiple RBI Games	2	3	4	5+	Total
8 Kurt Wilson	9	5	3	1	18
18 Cole Stilwell	11	4	1	-	16
2 Jace Jung	11	2	1	1	15
10 Ty Coleman	9	2	3	1	15
25 Owen Washburn	8	5	1	-	14
15 Parker Kelly	8	3	1	1	13
5 Hudson White	8	2	-	1	11
9 Zac Vooletich	3	-	1	1	5
1 Dillon Carter	2	2	-	-	4
19 Easton Murrell	2	1	1	-	4
41 Sam Hunt	-	2	1	-	3
20 Dalton Porter	2	1	-	-	3
7 Cody Masters	-	-	1	-	1
13 Trevor Conley	1	-	-	-	1
33 Ryan Brome	-	1	-	-	1
14 Cooper Swanson	1	-	-	-	1
17 Drew Reynolds	1	-	-	-	1
TEAM	76	30	14	6	126

Hitting Streaks	Longest	Current
10 Ty Coleman	13	4
18 Cole Stilwell	12	-
8 Kurt Wilson	12	3
15 Parker Kelly	11	1
25 Owen Washburn	10	10
19 Easton Murrell	6	5
2 Jace Jung	6	1
9 Zac Vooletich	5	-
5 Hudson White	4	2
41 Sam Hunt	4	3
1 Dillon Carter	4	1
20 Dalton Porter	3	3
3 Lauden Brooks	2	-
7 Cody Masters	2	-
14 Cooper Swanson	1	-
17 Drew Reynolds	1	-
13 Trevor Conley	1	-
33 Ryan Brome	1	1

Reached Base Streaks	Longest	Current
19 Easton Murrell	29	9
10 Ty Coleman	20	20
18 Cole Stilwell	19	13
8 Kurt Wilson	17	11
2 Jace Jung	15	5
5 Hudson White	14	2
25 Owen Washburn	14	10
15 Parker Kelly	12	9
1 Dillon Carter	11	3
9 Zac Vooletich	6	-
41 Sam Hunt	5	3
33 Ryan Brome	5	2
20 Dalton Porter	3	3
17 Drew Reynolds	3	-
7 Cody Masters	3	-
3 Lauden Brooks	2	-
13 Trevor Conley	2	-
14 Cooper Swanson	2	-



Texas Tech when...

Score by innings	1	2	3	4	5	6	7	8	9	EX	Total
Texas Tech	54	61	51	39	60	64	51	64	34	7	485
Opponents	28	30	26	43	34	37	34	34	34	1	301
Record when ...											
Overall	36-18				After 6 leading				30-1		
Conference	15-9			 trailing				6-17		
Non-Conference	21-9			 tied				0-0		
Home games	21-5				After 7 leading				31-1		
Away games	13-9			 trailing				4-16		
Neutral site	2-4			 tied				1-0		
Day games	25-10				After 8 leading				29-1		
Night games	11-8			 trailing				2-16		
vs Left starter	7-3			 tied				4-0		
vs Right starter	29-15										
1-Run games	6-4				Hit 0 home runs				6-7		
2-Run games	3-0				... 1 home run				11-4		
5+Run games	20-7				... 2+ home runs				19-7		
Extra innings	3-0										
Shutouts	1-0				Opponent 0 home runs				20-3		
				 1 home run				10-8		
Scoring 0-2 runs	0-3			 2+ HRs				6-7		
..... 3-5 runs	3-9										
..... 6-9 runs	15-5				Made 0 errors				17-8		
..... 10+ runs	18-1			 1 error				13-7		
				 2+ errors				6-3		
Opponent 0-2 runs	15-1										
..... 3-5 runs	15-1				Opp. made 0 errors				13-7		
..... 6-9 runs	4-8			 1 error				14-8		
..... 10+ runs	2-8			 2+ errors				9-3		
Scored in 1st inning	18-7				Out-hit opponent				27-0		
Opp. scored in 1st	9-6				Out-hit by opponent				6-14		
Scores first	24-10				Hits are tied				3-4		
Opp. scores first	12-8										

Record when team scores:

Runs	0	1	2	3	4	5	6	7	8	9	10+
W-L	0-0	0-2	0-1	1-3	1-3	1-3	3-1	8-2	3-1	1-1	18-1

Record when opponent scores:

Runs	0	1	2	3	4	5	6	7	8	9	10+
W-L	1-0	6-0	8-1	5-0	5-1	5-0	3-1	1-1	0-3	0-3	2-8

Record when leading after:

Inn.	1	2	3	4	5	6	7	8
W-L	18-4	24-4	26-4	26-3	27-2	30-1	31-1	29-1

Record when trailing after:

Inn.	1	2	3	4	5	6	7	8
W-L	4-5	6-10	6-10	6-11	7-15	6-17	4-16	2-16

Record when tied after:

Inn.	1	2	3	4	5	6	7	8
W-L	14-9	6-4	4-4	4-4	2-1	0-0	1-0	4-0

Current winning streak: 1

Longest winning streak: 9

Longest losing streak: 5

Home attendance : 92346 (23 dates avg = 4015)

Away attendance : 88070 (28 dates avg = 3145)

Total attendance: 180416 (51 dates avg = 3537)



Team Game Highs in 2022

Batting

At bats:	54	-	at Kansas (Apr 02, 2022)
Runs scored:	28	-	vs New Mexico (Mar 15, 2022)
	28	-	at Kansas (Apr 02, 2022)
Hits:	27	-	at Kansas (Apr 02, 2022)
RBIs:	28	-	at Kansas (Apr 02, 2022)
Doubles:	10	-	vs Stephen F. Austin (Mar 29, 2022)
Triples:	2	-	vs Stephen F. Austin (Mar 29, 2022)
Home runs:	5	-	vs Stephen F. Austin (Mar 29, 2022)
Total bases:	52	-	vs Stephen F. Austin (Mar 29, 2022)
Walks:	18	-	vs Merrimack (Mar 05, 2022)
Strikeouts:	17	-	at IOWA (Mar 20, 2022)
Sac hits:	1	-	(7 times)
Sac flies:	2	-	(4 times)
Stolen bases:	5	-	vs Merrimack (Mar 06, 2022)
Hit by pitch:	4	-	vs Michigan (Feb 18, 2022 at Arlington, TX)
	4	-	vs Texas (Mar 26, 2022)
	4	-	at Baylor (May 01, 2022)
Caught stealing:	1	-	(4 times)
Runners LOB:	14	-	vs Michigan (Feb 18, 2022 at Arlington, TX)
Hit into DP:	3	-	vs Texas (Mar 26, 2022)
	3	-	vs West Virginia (Apr 24, 2022)

Fielding

Putouts:	30	-	at Dallas Baptist (Mar 01, 2022)
	30	-	vs Texas (Mar 25, 2022)
	30	-	vs Texas (Mar 26, 2022)
Assists:	16	-	vs New Mexico (Mar 15, 2022)
Errors:	4	-	at Rice (Mar 12, 2022)
	4	-	vs Oklahoma (Apr 12, 2022 at Amarillo, Texas)
Passed balls:	1	-	(9 times)
DPs turned:	3	-	vs Oklahoma (Apr 12, 2022 at Amarillo, Texas)

Pitching

Innings pitched:	10.0	-	at Dallas Baptist (Mar 01, 2022)
	10.0	-	vs Texas (Mar 25, 2022)
	10.0	-	vs Texas (Mar 26, 2022)
Runs allowed:	15	-	vs West Virginia (Apr 24, 2022)
Earned runs:	15	-	vs West Virginia (Apr 24, 2022)
Walks allowed:	10	-	at Baylor (May 01, 2022)
Strikeouts:	19	-	at Rice (Mar 12, 2022)
Hits allowed:	21	-	vs Texas (Mar 26, 2022)
	21	-	at New Mexico (Apr 19, 2022)
Doubles allowed:	7	-	vs Arizona (Feb 20, 2022 at Arlington, TX)
	7	-	vs Texas (Mar 26, 2022)
	7	-	at Abilene Christian (May 03, 2022)
Triples allowed:	1	-	(9 times)
Homers allowed:	6	-	vs Oklahoma (May 19, 2022)
Wild pitches:	3	-	vs Kent State (Feb 27, 2022)

Individual Game Highs in 2022

Batting

At bats:	7	-	Zac Vooletich vs New Mexico (Mar 15, 2022)
Runs scored:	5	-	Jace Jung vs Stephen F. Austin (Mar 29, 2022)
	5	-	Hudson White at Kansas (Apr 02, 2022)
Hits:	5	-	Jace Jung vs Stephen F. Austin (Mar 29, 2022)
	5	-	Hudson White at Kansas (Apr 02, 2022)
RBIs:	9	-	Parker Kelly vs Merrimack (Mar 05, 2022)
Doubles:	3	-	Jace Jung vs Stephen F. Austin (Mar 29, 2022)
Triples:	1	-	(14 times)
Home runs:	3	-	Parker Kelly vs Merrimack (Mar 05, 2022)
Total bases:	12	-	Parker Kelly vs Merrimack (Mar 05, 2022)
Walks:	4	-	Jace Jung vs Kent State (Feb 26, 2022)
	4	-	Hudson White vs New Mexico (Mar 15, 2022)
Strikeouts:	5	-	Dillon Carter at Rice (Mar 11, 2022)
	5	-	Easton Murrell at Baylor (Apr 29, 2022)
Sac hits:	1	-	(7 times)
Sac flies:	2	-	Cole Stilwell vs Merrimack (Mar 04, 2022)
Stolen bases:	2	-	Dillon Carter vs Merrimack (Mar 06, 2022)
Hit by pitch:	2	-	(8 times)
Caught stealing:	1	-	(4 times)
Runners LOB:	6	-	Owen Washburn vs Merrimack (Mar 05, 2022)

Fielding

Putouts:	17	-	Hudson White vs Kent State (Feb 26, 2022)
Assists:	7	-	Jace Jung at New Mexico (Apr 19, 2022)
	7	-	Kurt Wilson vs West Virginia (Apr 23, 2022)
Errors:	2	-	(4 times)
Passed balls:	1	-	(9 times)

Pitching

Innings pitched:	9.0	-	Andrew Morris vs West Virginia (Apr 23, 2022)
Runs allowed:	9	-	Andrew Morris vs Oklahoma (May 19, 2022)
Earned runs:	9	-	Andrew Morris vs Oklahoma (May 19, 2022)
Walks allowed:	5	-	Andrew Devine vs Oklahoma (Apr 12, 2022 at Amarillo, Texas)
	5	-	Chase Hampton at Oklahoma State (May 15, 2022)
Strikeouts:	15	-	Brandon Birdsell at Rice (Mar 12, 2022)
Hits allowed:	10	-	Brandon Birdsell vs Texas (Mar 26, 2022)
Doubles allowed:	5	-	Mason Molina at Abilene Christian (May 03, 2022)
Triples allowed:	1	-	(9 times)
Homers allowed:	6	-	Andrew Morris vs Oklahoma (May 19, 2022)
Wild pitches:	3	-	Brandon Birdsell vs Kent State (Feb 27, 2022)
Hit batters:	3	-	Brandon Birdsell at Kansas (Apr 02, 2022)



Starting Lineup by Position

PITCHER:

48 Brandon Birdsell	13	(10-3)
34 Andrew Morris	12	(10-2)
28 Chase Hampton	11	(7-4)
21 Mason Molina	8	(4-4)
11 Andrew Devine	4	(1-3)
31 Austin Becker	3	(3-0)
29 Jamie Hitt	2	(1-1)
32 Trendan Parish	1	(0-1)

CATCHER:

5 Hudson White	35	(23-12)
18 Cole Stilwell	16	(11-5)
13 Trevor Conley	3	(2-1)

FIRST BASE:

18 Cole Stilwell	37	(25-12)
5 Hudson White	16	(11-5)
10 Ty Coleman	1	(0-1)

SECOND BASE:

2 Jace Jung	54	(36-18)
-------------	----	---------

THIRD BASE:

15 Parker Kelly	52	(35-17)
19 Easton Murrell	2	(1-1)

SHORTSTOP:

8 Kurt Wilson	54	(36-18)
---------------	----	---------

LEFT FIELD:

19 Easton Murrell	30	(17-13)
20 Dalton Porter	11	(9-2)
9 Zac Vooletich	10	(8-2)
14 Cooper Swanson	3	(2-1)

CENTER FIELD:

1 Dillon Carter	37	(27-10)
41 Sam Hunt	13	(7-6)
9 Zac Vooletich	3	(1-2)
20 Dalton Porter	1	(1-0)

RIGHT FIELD:

25 Owen Washburn	52	(36-16)
33 Ryan Brome	1	(0-1)
19 Easton Murrell	1	(0-1)

DESIGNATED HITTER:

10 Ty Coleman	46	(30-16)
19 Easton Murrell	3	(3-0)
9 Zac Vooletich	2	(1-1)
7 Cody Masters	1	(0-1)
20 Dalton Porter	1	(1-0)
33 Ryan Brome	1	(1-0)

Game-By-Game Starters By Position

Date	Opponent	C	1B	2B	3B	SS	LF	CF	RF	DH
2/18	vs. Michigan	White	Stilwell	Jung	Murrell	Wilson	Swanson	Carter	Washburn	Coleman
2/19	vs. Auburn	White	Stilwell	Jung	Murrell	Wilson	Swanson	Carter	Washburn	Coleman
2/20	vs. Arizona	White	Stilwell	Jung	Stilwell	Wilson	Porter	Carter	Washburn	Coleman
2/22	Dallas Baptist	White	Stilwell	Jung	Kelly	Wilson	Porter	Carter	Washburn	Coleman
2/26	Kent State	White	Stilwell	Jung	Kelly	Wilson	Porter	Carter	Washburn	Coleman
2/27	Kent State	Stilwell	White	Jung	Kelly	Wilson	Porter	Carter	Washburn	Coleman
2/27	Kent State	White	Stilwell	Jung	Kelly	Wilson	Porter	Carter	Washburn	Coleman
3/1	at Dallas Baptist	White	Stilwell	Jung	Kelly	Wilson	Porter	Carter	Washburn	Coleman
3/4	Merrimack	White	Stilwell	Jung	Kelly	Wilson	Vooletich	Carter	Washburn	Murrell
3/5	Merrimack (Gm. 1)	Stilwell	White	Jung	Kelly	Wilson	Vooletich	Carter	Washburn	Murrell
3/5	Merrimack (Gm. 2)	White	Stilwell	Jung	Kelly	Wilson	Vooletich	Carter	Washburn	Murrell
3/6	Merrimack	White	Stilwell	Jung	Kelly	Wilson	Vooletich	Carter	Washburn	Porter
3/8	vs. Mississippi St.	White	Stilwell	Jung	Kelly	Wilson	Porter	Carter	Washburn	Vooletich
3/9	vs. Mississippi St.	Conley	Stilwell	Jung	Kelly	Wilson	Porter	Carter	Washburn	Brome
3/11	at Rice	White	Stilwell	Jung	Kelly	Wilson	Porter	Carter	Washburn	Coleman
3/12	at Rice	Conley	Stilwell	Jung	Kelly	Wilson	Porter	Carter	Washburn	Coleman
3/13	at Rice	White	Stilwell	Jung	Kelly	Wilson	Vooletich	Carter	Washburn	Coleman
3/15	New Mexico	White	Stilwell	Jung	Kelly	Wilson	Vooletich	Carter	Washburn	Coleman
3/16	New Mexico	White	Stilwell	Jung	Kelly	Wilson	Swanson	Carter	Washburn	Vooletich
3/19	at Iowa	Stilwell	White	Jung	Kelly	Wilson	Murrell	Carter	Washburn	Coleman
3/20	at Iowa	Stilwell	White	Jung	Kelly	Wilson	Murrell	Carter	Washburn	Coleman
3/22	California Baptist	White	Stilwell	Jung	Kelly	Wilson	Murrell	Carter	Washburn	Coleman
3/25	Texas	White	Stilwell	Jung	Kelly	Wilson	Murrell	Carter	Washburn	Coleman
3/26	Texas	Stilwell	White	Jung	Kelly	Wilson	Murrell	Carter	Washburn	Coleman
3/27	Texas	White	Stilwell	Jung	Kelly	Wilson	Murrell	Carter	Washburn	Coleman
3/29	Stephen F. Austin	White	Stilwell	Jung	Kelly	Wilson	Murrell	Hunt	Washburn	Coleman
3/30	Stephen F. Austin	Stilwell	White	Jung	Kelly	Wilson	Murrell	Hunt	Washburn	Coleman
4/1	at Kansas	White	Stilwell	Jung	Kelly	Wilson	Murrell	Hunt	Washburn	Coleman
4/2	at Kansas	Stilwell	White	Jung	Kelly	Wilson	Murrell	Hunt	Washburn	Coleman
4/3	at Kansas	White	Stilwell	Jung	Kelly	Wilson	Murrell	Hunt	Washburn	Coleman
4/5	at Grand Canyon	Stilwell	White	Jung	Kelly	Wilson	Murrell	Hunt	Washburn	Coleman
4/6	at Grand Canyon	Conley	Coleman	Jung	Kelly	Wilson	Murrell	Hunt	Washburn	Masters
4/8	Kansas State	White	Stilwell	Jung	Kelly	Wilson	Porter	Hunt	Washburn	Coleman
4/9	Kansas State	Stilwell	White	Jung	Kelly	Wilson	Vooletich	Hunt	Washburn	Coleman
4/10	Kansas State	Stilwell	White	Jung	Kelly	Wilson	Vooletich	Porter	Washburn	Coleman
4/12	vs. Oklahoma	White	Stilwell	Jung	Kelly	Wilson	Vooletich	Hunt	Washburn	Coleman
4/14	at TCU	White	Stilwell	Jung	Kelly	Wilson	Murrell	Carter	Washburn	Coleman
4/15	at TCU	Stilwell	White	Jung	Kelly	Wilson	Murrell	Vooletich	Washburn	Coleman
4/16	at TCU	White	Stilwell	Jung	Kelly	Wilson	Vooletich	Hunt	Murrell	Coleman
4/19	at New Mexico	Stilwell	White	Jung	Kelly	Wilson	Murrell	Carter	Brome	Coleman
4/22	West Virginia	White	Stilwell	Jung	Kelly	Wilson	Murrell	Hunt	Washburn	Coleman
4/23	West Virginia	Stilwell	White	Jung	Kelly	Wilson	Murrell	Vooletich	Washburn	Coleman
4/24	West Virginia	White	Stilwell	Jung	Kelly	Wilson	Murrell	Vooletich	Washburn	Coleman
4/26	Abilene Christian	White	Stilwell	Jung	Kelly	Wilson	Murrell	Hunt	Washburn	Coleman
4/29	at Baylor	White	Stilwell	Jung	Kelly	Wilson	Murrell	Carter	Washburn	Coleman
4/30	at Baylor	Stilwell	White	Jung	Kelly	Wilson	Murrell	Carter	Washburn	Coleman
5/1	at Baylor	White	Stilwell	Jung	Kelly	Wilson	Murrell	Carter	Washburn	Coleman
5/3	at Abilene Christian	White	Stilwell	Jung	Kelly	Wilson	Murrell	Carter	Washburn	Coleman
5/13	at Oklahoma State	White	Stilwell	Jung	Kelly	Wilson	Murrell	Carter	Washburn	Coleman
5/14	at Oklahoma State	Stilwell	White	Jung	Kelly	Wilson	Murrell	Carter	Washburn	Coleman
5/15	at Oklahoma State	White	Stilwell	Jung	Kelly	Wilson	Murrell	Carter	Washburn	Coleman
5/19	Oklahoma	White	Stilwell	Jung	Kelly	Wilson	Murrell	Carter	Washburn	Coleman
5/20	Oklahoma	Stilwell	White	Jung	Kelly	Wilson	Murrell	Carter	Washburn	Coleman
5/21	Oklahoma	White	Stilwell	Jung	Kelly	Wilson	Murrell	Carter	Washburn	Coleman



Game-By-Game Starters By Batting Order

Date	Opponent	Leadoff	2nd	3rd	Cleanup	5th	6th	7th	8th	9th
2/18	vs. Michigan	Swanson	Washburn	Coleman	Jung	Wilson	Murrell	Stilwell	White	Carter
2/19	vs. Auburn	Swanson	Washburn	Coleman	Jung	Wilson	Murrell	Stilwell	White	Carter
2/20	vs. Arizona	Coleman	Washburn	Jung	Stilwell	Wilson	Porter	White	Carter	Kelly
2/22	Dallas Baptist	Carter	Stilwell	Coleman	Jung	Wilson	Porter	White	Washburn	Kelly
2/26	Kent State	Carter	Stilwell	Coleman	Jung	Wilson	Porter	White	Washburn	Kelly
2/27	Kent State	Carter	Stilwell	Jung	Coleman	Wilson	Porter	White	Washburn	Kelly
2/27	Kent State	Carter	Stilwell	Jung	Coleman	Wilson	Porter	White	Washburn	Kelly
3/1	at Dallas Baptist	Carter	Stilwell	Jung	Coleman	Wilson	Porter	White	Washburn	Kelly
3/4	Merrimack	Carter	Vooletich	Jung	Stilwell	Wilson	Washburn	White	Murrell	Kelly
3/5	Merrimack (Gm. 1)	Carter	Vooletich	Jung	Stilwell	Wilson	Washburn	White	Murrell	Kelly
3/5	Merrimack (Gm. 2)	Carter	Vooletich	Jung	Stilwell	Wilson	Washburn	White	Murrell	Kelly
3/6	Merrimack	Carter	Vooletich	Jung	Stilwell	Wilson	Washburn	White	Porter	Kelly
3/8	vs. Mississippi St.	Carter	Vooletich	Jung	Stilwell	Wilson	Washburn	White	Porter	Kelly
3/9	vs. Mississippi St.	Carter	Brome	Jung	Stilwell	Wilson	Washburn	Conley	Kelly	Porter
3/11	at Rice	Carter	Stilwell	Jung	Coleman	Wilson	Washburn	Kelly	Porter	White
3/12	at Rice	Porter	Stilwell	Jung	Coleman	Wilson	Washburn	Conley	Kelly	Carter
3/13	at Rice	Vooletich	Stilwell	Jung	Coleman	Wilson	Washburn	Kelly	White	Carter
3/15	New Mexico	Vooletich	Stilwell	Jung	Coleman	Wilson	Washburn	Kelly	White	Carter
3/16	New Mexico	Vooletich	Stilwell	Jung	Wilson	Kelly	Washburn	White	Swanson	Carter
3/19	at Iowa	Murrell	Stilwell	Jung	Coleman	Wilson	Washburn	Kelly	White	Carter
3/20	at Iowa	Murrell	Stilwell	Jung	Coleman	Wilson	Washburn	Kelly	White	Carter
3/22	California Baptist	Murrell	Stilwell	Jung	Coleman	Wilson	Washburn	White	Carter	Kelly
3/25	Texas	Murrell	Stilwell	Jung	Coleman	Wilson	Washburn	White	Kelly	Carter
3/26	Texas	Murrell	Stilwell	Jung	Coleman	Wilson	Washburn	White	Kelly	Carter
3/27	Texas	Murrell	Stilwell	Jung	Coleman	Wilson	Washburn	White	Kelly	Carter
3/29	Stephen F. Austin	Murrell	Stilwell	Jung	Coleman	Wilson	Washburn	White	Kelly	Hunt
3/30	Stephen F. Austin	Murrell	Stilwell	Jung	Coleman	Wilson	Washburn	White	Kelly	Hunt
4/1	at Kansas	Murrell	Stilwell	Jung	Coleman	Wilson	Washburn	White	Kelly	Hunt
4/2	at Kansas	Murrell	Stilwell	Jung	Coleman	Wilson	Washburn	White	Kelly	Hunt
4/3	at Kansas	Murrell	Stilwell	Jung	Coleman	Wilson	Washburn	White	Kelly	Hunt
4/5	at Grand Canyon	Murrell	Stilwell	Jung	Coleman	Wilson	Washburn	White	Kelly	Hunt
4/6	at Grand Canyon	Murrell	Masters	Jung	Coleman	Wilson	Washburn	Kelly	Hunt	Conley
4/8	Kansas State	White	Jung	Coleman	Stilwell	Wilson	Washburn	Kelly	Porter	Hunt
4/9	Kansas State	Vooletich	Stilwell	Jung	Coleman	Wilson	Washburn	White	Kelly	Hunt
4/10	Kansas State	Vooletich	Stilwell	Jung	Coleman	Wilson	Washburn	White	Kelly	Porter
4/12	vs. Oklahoma	Vooletich	Stilwell	Jung	Coleman	Wilson	Washburn	White	Kelly	Hunt
4/14	at TCU	Murrell	Stilwell	Jung	Coleman	Wilson	Washburn	White	Kelly	Carter
4/15	at TCU	Murrell	Stilwell	Jung	Coleman	Wilson	Washburn	White	Kelly	Vooletich
4/16	at TCU	Murrell	Stilwell	Jung	Coleman	Wilson	White	Kelly	Hunt	Vooletich
4/19	at New Mexico	Murrell	Coleman	Jung	Stilwell	Wilson	Brome	White	Kelly	Carter
4/22	West Virginia	Murrell	Stilwell	Jung	Coleman	Wilson	Washburn	White	Kelly	Hunt
4/23	West Virginia	Murrell	Stilwell	Jung	Coleman	Wilson	Kelly	Washburn	White	Vooletich
4/24	West Virginia	Murrell	Stilwell	Jung	Coleman	Wilson	Washburn	White	Kelly	Vooletich
4/26	Abilene Christian	Murrell	Stilwell	Jung	Coleman	Wilson	Washburn	White	Kelly	Hunt
4/29	at Baylor	Murrell	Stilwell	Jung	Coleman	Wilson	Washburn	White	Kelly	Carter
4/30	at Baylor	Murrell	Stilwell	Jung	Coleman	Wilson	Kelly	Washburn	White	Carter
5/1	at Baylor	Murrell	Stilwell	Jung	Coleman	Wilson	Washburn	White	Kelly	Carter
5/3	at Abilene Christian	Murrell	Stilwell	Jung	Coleman	Wilson	Kelly	Washburn	White	Carter
5/13	at Oklahoma State	Murrell	Stilwell	Jung	Coleman	Wilson	Washburn	White	Kelly	Carter
5/14	at Oklahoma State	Murrell	Stilwell	Jung	Coleman	Wilson	Washburn	White	Kelly	Carter
5/15	at Oklahoma State	Murrell	Stilwell	Jung	Coleman	Wilson	Washburn	White	Kelly	Carter
5/19	Oklahoma	Murrell	Stilwell	Jung	Coleman	Wilson	Washburn	White	Kelly	Carter
5/20	Oklahoma	Murrell	Stilwell	Jung	Coleman	Wilson	Washburn	White	Kelly	Carter
5/21	Oklahoma	Murrell	Stilwell	Jung	Coleman	Wilson	Washburn	White	Kelly	Carter

Starters Breakdown

LEADOFF:

19 Easton Murrell	31	(17-14)
1 Dillon Carter	12	(11-1)
9 Zac Vooletich	6	(5-1)
14 Cooper Swanson	2	(1-1)
20 Dalton Porter	1	(1-0)
10 Ty Coleman	1	(0-1)
5 Hudson White	1	(1-0)

2ND SPOT:

18 Cole Stilwell	42	(29-13)
9 Zac Vooletich	5	(4-1)
25 Owen Washburn	3	(1-2)
33 Ryan Brome	1	(1-0)
2 Jace Jung	1	(1-0)
7 Cody Masters	1	(0-1)
10 Ty Coleman	1	(0-1)

3RD SPOT:

2 Jace Jung	49	(32-17)
10 Ty Coleman	5	(4-1)

CLEANUP:

10 Ty Coleman	40	(26-14)
18 Cole Stilwell	9	(6-3)
2 Jace Jung	4	(3-1)
8 Kurt Wilson	1	(1-0)

5TH SPOT:

8 Kurt Wilson	53	(35-18)
15 Parker Kelly	1	(1-0)

6TH SPOT:

25 Owen Washburn	41	(27-14)
20 Dalton Porter	6	(5-1)
15 Parker Kelly	3	(3-0)
19 Easton Murrell	2	(1-1)
5 Hudson White	1	(0-1)
33 Ryan Brome	1	(0-1)

7TH SPOT:

5 Hudson White	39	(25-14)
15 Parker Kelly	8	(5-3)
25 Owen Washburn	3	(3-0)
13 Trevor Conley	2	(2-0)
18 Cole Stilwell	2	(1-1)

8TH SPOT:

15 Parker Kelly	28	(16-12)
5 Hudson White	9	(7-2)
25 Owen Washburn	5	(5-0)
20 Dalton Porter	4	(3-1)
19 Easton Murrell	3	(3-0)
1 Dillon Carter	2	(1-1)
41 Sam Hunt	2	(0-2)
14 Cooper Swanson	1	(1-0)

9TH SPOT:

1 Dillon Carter	23	(15-8)
15 Parker Kelly	12	(10-2)
41 Sam Hunt	11	(7-4)
9 Zac Vooletich	4	(1-3)
20 Dalton Porter	2	(2-0)
5 Hudson White	1	(1-0)
13 Trevor Conley	1	(0-1)



The Last Time Texas Tech...

Won 5 or more consecutive games _____ 7 games (March 9, 2022-March 19, 2022)
 Won 6 or more consecutive games _____ 7 games (March 9, 2022-March 19, 2022)
 Won 8 or more consecutive games _____ 9 games (Feb. 22, 2022-March 6, 2022)
 Won 10 or more consecutive games _____ 14 games (Feb. 26-March 15, 2021)
 Won 16 or more consecutive games _____ 16 games (April 13-May 22, 2002)

Lost 5 or more consecutive games _____ 5 games (April 12, 2022-April 19, 2022)
 Lost 6 or more consecutive games _____ 9 games (April 2-20, 2013)
 Lost 7 or more consecutive games _____ 9 games (April 2-20, 2013)
 Lost 8 or more consecutive games _____ 9 games (April 2-20, 2013)
 Lost 9 or more consecutive games _____ 9 games (April 2-20, 2013)
 Lost 10 or more consecutive games _____ 11 games (April 12-28, 1985)
 Lost 11 or more consecutive games _____ 11 games (April 12-28, 1985)

Shutout an opponent _____ vs. Kansas State, 14-0 (April 9, 2022)
 Shutout an opponent on Opening Day _____ vs. Northern Illinois, 8-0 (Feb. 15, 2013)
 Shutout an opponent at home _____ vs. Kansas State, 14-0 (April 9, 2022)
 Shutout a Big 12 opponent at home _____ vs. Kansas State, 14-0 (April 9, 2022)
 Shutout an opponent on the road _____ at West Virginia (Apr. 14, 2019)
 Shutout a Big 12 opponent on the road _____ at West Virginia (Apr. 14, 2019)
 Shutout an opponent on a neutral field _____ vs. Sam Houston State 8-0 (March 6, 2021)
 Shutout a midweek opponent at home _____ vs. Texas Southern, 15-0 (7 Inn.) (March 3, 2021)
 Shutout a midweek opponent on the road _____ at #27 Dallas Baptist, 5-0 (May 8, 2012)
 Shutout back-to-back opponents _____ at UTSA, 5-0 & 3-0 (Feb. 24-25, 2018)

Was shutout _____ vs. #9 Stanford, 0-9 (June 12, 2021)
 Was shutout on Opening Day _____ vs. #3 Indiana, 0-1 (February 14, 2014)
 Was shutout at home _____ vs. #9 Stanford, 0-9 (June 12, 2021)
 Was shutout at home by a Big 12 opponent _____ vs. #14 Oklahoma State, 0-2 (March 19, 2021)
 Was shutout on the road _____ at West Virginia (Apr. 12, 2019)
 Was shutout on the road by a Big 12 opponent _____ at West Virginia (Apr. 12, 2019)
 Was shutout on a neutral field _____ vs. West Virginia, 0-2 (May 25, 2019)
 Was shutout against a midweek opponent at home _____ vs. Abilene Christian, 0-1 (March 25, 1963)
 Was shutout against a midweek opponent on the road _____ at North Texas, 0-5 (March 16, 1987)
 Was shutout against a non-conference opponent on a neutral site _____ vs. Texas A&M, 0-9 (March 3, 2017)

Run-ruled an opponent _____ 12-2, 8 Inn. vs. West Virginia (April 23, 2022-gm. 2)
 Run-ruled an opponent at home _____ 12-2, 8 Inn. vs. West Virginia (April 23, 2022-gm. 2)
 Run-ruled a Big 12 opponent at home _____ 12-2, 8 Inn. vs. West Virginia (April 23, 2022-gm. 2)
 Run-ruled an opponent on the road _____ 13-2, 7 Inn. at Oklahoma (May 16, 2021)
 Run-ruled a Big 12 opponent on the road _____ 13-2, 7 Inn. at Oklahoma (May 16, 2021)
 Was run-ruled _____ 1-12, 7 inn. vs. Texas (March 27, 2022)
 Was run-ruled at home _____ 1-12, 7 inn. vs. Texas (March 27, 2022)
 Was run-ruled by a Big 12 opponent at home _____ 1-12, 7 inn. vs. Texas (March 27, 2022)
 Was run-ruled on the road _____ 2-12, 8 inn. at Kansas State (April 7, 2013)
 Was run-ruled by a Big 12 opponent on the road _____ 3-17, 7 inn. at Kansas (April 8, 2018)

Played in 14 or more innings _____ 14 innings, vs. TCU (L, 1-3) (May 16, 2019)
 Played in 15 or more innings _____ 16 innings, vs. Abilene Christian (W, 6-5) (March 3, 2015)
 Played in 16 or more innings _____ 16 innings, vs. Abilene Christian (W, 6-5) (March 3, 2015)
 Played in 17 or more innings _____ 17 innings, at Southeastern Oklahoma (L, 1-2) (April 18, 1966)

Won both games of a doubleheader _____ vs. West Virginia: 7-5, 12-2 (8) (April 23, 2022)
 Shutout opponent in both games of a doubleheader _____ vs. Northern Illinois: 8-0, 5-0 (February 20, 2015)
 Lost both games of a doubleheader _____ at #4 Nebraska: 3-4 (11 inn.), 4-14 (7 inn.) (April 29, 2006)
 Was shutout in both games of a doubleheader _____ vs. #2 Texas: 0-4, 0-10 (April 3, 2004)

Swept a 3-game series at home _____ vs. Kansas State (April 8-10, 2022)
 Swept a 3-game series on the road _____ at Oklahoma State (May 13-15, 2022)
 Swept a 3-game Big 12 series at home _____ vs. Kansas State (April 8-10, 2022)
 Swept a 3-game Big 12 series on the road _____ at Oklahoma State (May 13-15, 2022)

Was swept in a 3-game series at home _____ vs. #8 TCU (March 4-6, 2011)
 Was swept in a 3-game series on the road _____ at TCU (April 14-16, 2022)
 Was swept in a 3-game Big 12 series at home _____ vs. #19 Oklahoma State (May 11-13, 2007)
 Was swept in a 3-game Big 12 series on the road _____ at TCU (April 14-16, 2022)

Swept 3 or more Big 12 series in a season _____ 4, 2016 (vs. OU, vs. KSU, at OSU)
 Swept 4 or more Big 12 series in a season _____ 4, 1997 & 2016

Was swept in 3 or more Big 12 series in a season _____ 3, 2007 (@ UT, @ MU, vs. OSU)
 Was swept in 4 or more Big 12 series in a season _____ Never Happened

Defeated a Top 25 ranked team _____ #3 Oklahoma State, 6-4 (May 15, 2022)
 Defeated a Top 10 ranked team _____ #3 Oklahoma State, 6-4 (May 15, 2022)
 Defeated a Top 5 ranked team _____ #3 Oklahoma State, 6-4 (May 15, 2022)
 Defeated a #1 ranked team _____ vs. #1 Florida, 6-3 (June 17, 2018)
 Defeated a #1 ranked team on the road _____ at #1 Cal State Fullerton, 11-5 (May 27, 2001)

Won a series vs. a Top 25 ranked team _____ #3 Oklahoma State, 7-6, 9-3, 6-4 (May 13-15 2022)
 Won a series vs. a Top 10 ranked team _____ #3 Oklahoma State, 7-6, 9-3, 6-4 (May 13-15 2022)
 Swept a series vs. a Top 25 ranked team _____ #3 Oklahoma State, 7-6, 9-3, 6-4 (May 13-15 2022)
 Swept a series on the road vs. a Top 25 ranked team _____ #3 Oklahoma State, 7-6, 9-3, 6-4 (May 13-15 2022)
 Played to a tie _____ vs. Kansas State, 11-11 (10) (April 15, 2006)

Scored 20-25 runs in a game _____ 21, vs. Merrimack (March 5, 2022 Gm. 2)
 Scored 26 runs in a game _____ 26, vs. Kansas State (April 14, 2018)
 Scored 27 runs in a game _____ 27, at New Mexico (April 26, 2017)
 Scored 28 runs in a game _____ 28, at Kansas (April 2, 2022)
 Scored 29 runs in a game _____ 29, at Rice (March 21, 1975)
 Scored 30 runs in a game _____ 30, vs. Harvard (March 6, 2004)
 Scored 31 runs in a game (team-record) _____ 31, vs. College of the Southwest (March 25, 1997)

Scored 5 or more runs in the first inning _____ 5, vs. Oklahoma (May 21, 2022)
 Scored 7 or more runs in the first inning _____ 7, vs. #2 Texas (March 26, 2022)
 Scored 9 or more runs in the first inning _____ 9, vs. Maine (Feb. 17, 2018)
 Scored 10 or more runs in the first inning _____ 10, vs. UTSA (February 25, 2008)
 Scored 13 runs in an inning _____ 13 (5th Inn.) vs. Merrimack (March 5, 2022 Gm. 2)
 Scored 14 or more runs in an inning _____ 16-school record (2nd Inn.) vs. New Mexico (March 5, 2022)
 Scored 4 or more runs in 4 different innings _____ at Kansas: 3rd (5), 6th (8), 8th (4), 9th (5) (April 2, 2022)

Overcame a deficit of 7 or more runs in a win _____ 7, vs. Rice: 1-8, Won - 19-12 (March 7, 2019)
 Overcame a deficit of 8 or more runs in a win _____ 9, vs. UTRGV: 0-9, Won - 19-11 (May 1, 2019)
 Overcame a deficit of 9 or more runs in a win _____ 9, vs. UTRGV: 0-9, Won - 19-11 (May 1, 2019)
 Overcame a deficit of 5 or more runs in the 9th to win _____ 5, at #22 Oklahoma State: 2-7, Won - 11-8 (May 16, 2004)

Hit back-to-back home runs _____ Kurt Wilson/Owen Washburn at Kansas, 3rd Inn. (April 2, 2022)
 Hit back-to-back-to-back HRs _____ Jung, Wilson, Murrell at Kansas State, 7th Inn. (April 1, 2021)
 Hit 3 or more home runs in an inning _____ 3, at Oklahoma, 2nd Inn. (May 15, 2021)
 Hit 4 or more home runs in an inning _____ 4, at Kansas State, 7th Inn. (April 1, 2021)

Hit 5 or more home runs in a game _____ 5, vs. SFA (March 29, 2022)
 Hit 6 or more home runs in a game _____ 6, at Kansas State (April 1, 2021)
 Hit 7 or more home runs in a game _____ 7, vs. Houston Baptist (Feb. 15, 2020)
 Hit 8 or more home runs in a game _____ 8, vs. Missouri (Apr. 5, 1997)
 Hit 12 or more home runs in a three-game series _____ 12, at Oklahoma (May 14-16, 2021)

Allowed 4 or more home runs in a game _____ 6, vs. Oklahoma (May 19, 2022)
 Allowed 5 or more home runs in a game _____ 6, vs. Oklahoma (May 19, 2022)
 Allowed 6 or more home runs in a game _____ 6, vs. Oklahoma (May 19, 2022)
 Allowed 7 or more home runs in a game _____ 7, vs. Gonzaga (March 10, 2010)

Hit 2 grand slams in a game _____ Parker Kelly (2) vs Merrimack (March 5, 2022 Gm. 1)
 Hit 3 grand slams in a week _____ Parker Kelly (March 5, 2022), Parker Kelly (March 5, 2022), Parker Kelly (March 9, 2022)
 Hit 4 or more grand slams in a season _____ 5, Kelly (3), Masters (1), Wilson (1) (2022)
 Hit 5 or more grand slams in a season _____ 5, Kelly (3), Masters (1), Wilson (1) (2022)
 Hit 6 or more grand slams in a season _____ 6, Blair (3), Brady (1), Fuller (1), Mask (3) (2004)
 Hit 9 or more grand slams in a season _____ 9, Bard (3), Weber (3), Durham (1), O'Keeffe (1), Holzhauser (1) (1999)

Homered in 6 or more consecutive games _____ 10 games (April 29-present)
 Homered in 7 or more consecutive games _____ 10 games (April 29-present)
 Homered in 10 or more consecutive games _____ 10 games (April 29-present)
 Homered in 13 or more consecutive games _____ 13 games (March 3-23, 2002)

Had 9 doubles in a game _____ 9, at Kansas (April 2, 2022)
 Had 10 or more doubles in a game _____ 10, vs. SFA (March 29, 2022)
 Had 12 or more doubles in a game _____ 12, at Kansas (April 25, 2010)
 Allowed 6 doubles in a game _____ 6, West Virginia (April 24, 2022)
 Allowed 7 or more doubles in a game _____ 7, #2 Texas (March 26, 2022)

Did not strikeout in a game _____ vs. Kansas (April 6, 2019)
 Did not strikeout an opposing batter in a game _____ at Missouri (March 30, 2001)
 Struck out 15 opposing batters in a game _____ 15, vs. Kent State-gm 2 (March 27, 2022)
 Struck out 16 opposing batters in a game _____ 16, at at Oklahoma (May 14, 2021)
 Struck out 17 opposing batters in a game _____ 17, vs. Kent State (March 26, 2022)
 Struck out 18-19 opposing batters in a game _____ 19, at Rice (March 12, 2022)
 Struck out 20 or more opposing batters in a game _____ 21, vs. TCU (May 16, 2019)

Had 5 or more stolen bases in a game _____ 5, vs. Merrimack (March 6, 2022)
 Had 6 or more stolen bases in a game _____ 7, vs. Alabama A&M (March 13, 2012)
 Had 7 or more stolen bases in a game _____ 7, vs. Alabama A&M (March 13, 2012)
 Had 8 or more stolen bases in a game _____ 8, vs. Texas A&M-Corpus Christi (April 2, 2008)
 Had 10 or more stolen bases in a game _____ 10, vs. #13 Oklahoma (April 24, 2004)

Threw back-to-back complete games _____ vs. West Virginia (April 23, 2022-Gm. 1) & vs. West Virginia (April 23, 2022-Gm. 2)
 Combined on a no-hitter _____ 4 pitchers (Beck, Kirk, Boesinger, Shipley) vs. College of the Southwest (March 20, 1990)
 Combined on a no-hitter into the 8th inn. _____ 2 pitchers (Birdsell, Girton-7.1 IP) vs. Rice (March 12, 2022)
 Combined on a one-hitter _____ 2 pitchers (Kilian, Beeter) at Texas (Mar. 16, 2019)
 Combined on a two-hitter _____ 3 pitchers (Montgomery, Hampton, Wells) at WVU (April 18, 2021)
 Combined on a three-hitter _____ 4 pitchers (Birdsell, Girton, Bridges, Parish) _____ at Rice (March 12, 2022)

Swept Baylor in a 3-game series at home _____ 2015
 Swept Baylor in a 3-game series on the road _____ Never Happened
 Was swept by Baylor in a 3-game series at home _____ 1986
 Was swept by Baylor in a 3-game series on the road _____ 2012

Swept Kansas in a 3-game series at home _____ 2017
 Swept Kansas in a 3-game series on the road _____ 2016
 Was swept by Kansas in a 3-game series at home _____ Never Happened
 Was swept by Kansas in a 3-game series on the road _____ 2014

Swept Kansas State in a 3-game series at home _____ 2022
 Swept Kansas State in a 3-game series on the road _____ 1997
 Was swept by Kansas State in a 3-game series at home _____ Never Happened
 Was swept by Kansas State in a 3-game series on the road _____ 2013

Swept Oklahoma in a 3-game series at home _____ 2016
 Swept Oklahoma in a 3-game series on the road _____ 2019
 Was swept by Oklahoma in a 3-game series at home _____ 2006
 Was swept by Oklahoma in a 3-game series on the road _____ 2011

Swept Oklahoma State in a 3-game series at home _____ 2019
 Swept Oklahoma State in a 3-game series on the road _____ 2022
 Was swept by Oklahoma State in a 3-game series at home _____ 2007
 Was swept by Oklahoma State in a 3-game series on the road _____ 2012

Swept Texas in a 3-game series at home _____ Never Happened
 Swept Texas in a 3-game series on the road _____ at Texas (March 17-19, 2017)
 Was swept by Texas in a 3-game series at home _____ 1992
 Was swept by Texas in a 3-game series on the road _____ 2007

Swept TCU in a 3-game series at home _____ 1989
 Swept TCU in a 3-game series on the road _____ Never Happened
 Was swept by TCU in a 3-game series at home _____ 2011
 Was swept by TCU in a 3-game series on the road _____ 2022

Swept West Virginia in a 3-game series at home _____ 2014
 Swept West Virginia in a 3-game series on the road _____ Never Happened
 Was swept by West Virginia in a 3-game series at home _____ Never Happened
 Was swept by West Virginia in a 3-game series on the road _____ Never Happened



The Last Time a Red Raider...

HITTING

Hit back-to-back home runs _____ Kurt Wilson/Owen Washburn at Kansas, 3rd Inn. (April 2, 2022)
 Hit a home run to lead off a game _____ Easton Murrell vs. at Grand Canyon (April 5, 2022)
 Hit a home run for first career hit _____ Nate Rombach (3-run) vs. Houston Baptist (Feb. 15, 2020)
 Hit an inside-the-park home run _____ Cal Conley (solo) vs. Northern Colorado (Feb. 15, 2020)
 Hit a pinch-hit home run _____ Cole Stilwell (3-run) vs. South Florida (March 26, 2021)
 Had a pitcher hit a home run _____ Quinn Carpenter (solo) at Oral Roberts (April 7, 2015)

Hit a grand slam _____ Owen Washburn at #3 Oklahoma State (May 14, 2022)
 Hit 2 grand slams in a game _____ Parker Kelly vs. Merrimack (March 5, 2022 Gm. 1)
 Hit 2 grand slams in a season _____ Parker Kelly vs. Merrimack (March 5, 2022 Gm. 1)
 Hit 3 grand slams in a season _____ Parker Kelly, 3 (2022)

Hit a home run in the 9th inning to tie game _____ Dru Baker at #9 Florida State (Feb. 29, 2020)
 Hit a game-winning home run _____ Jace Jung vs. Kansas State (9th, 2R-HR) (April 10, 2022)
 Hit a walk-off home run _____ Jace Jung vs. Kansas State (9th, 2R-HR) (April 10, 2022)
 Hit an extra-inning home run _____ Kurt Wilson vs. #2 Texas (10th, Grand Slam) (March 26, 2022)
 Hit an extra-inning, walk-off home run _____ Kurt Wilson vs. #2 Texas (10th, Grand Slam) (March 26, 2022)
 Hit an extra-inning, walk-off Grand Slam _____ Kurt Wilson vs. #2 Texas (10th, GS) (March 26, 2022)

Hit 2 home runs in an inning _____ Jace Jung (solo/3-run - 6th Inn.) vs. TCU (April 11, 2021)
 Hit 2 or more home runs in a game _____ Ty Coleman (2) vs. SFA (March 29, 2022)
 Hit 3 or more home runs in a game _____ Parker Kelly (3) vs. Merrimack (March 5, 2022 Gm. 1)
 Hit 4 or more home runs in a game _____ Johnny Vidales vs. Sul Ross (March 20, 1984)

Homered in 3 consecutive games _____ Nate Rombach, vs. KU (May 22), vs. BU (May 26), vs. TCU (May 28, 2021)
 Homered in 4 consecutive games _____ Eric Gutierrez vs. Baylor (May 16-18), vs. #15 Kansas State (May 23, 2013)

Hit for the cycle _____ Josh Jung at New Mexico (April 17, 2018)
 Hit for the natural cycle _____ Jon Weber (1B, 2B, BB, 3B, HR) vs. Southwest Texas (April 20, 1999)
 Hit for the cycle in a Big 12 game _____ Never Happened

Had a 20-game hit streak _____ Gabe Holt, 20 games (May 6, 2018-Feb. 17, 2019)
 Had a 25-game hit streak _____ Gera Alvarez, 30 games (March 3-April 27, 2002)
 Had a 30-game hit streak _____ Gera Alvarez, 30 games (March 3-April 27, 2002)

Reached base safely in at least 50 consecutive games _____ Jace Jung 50 games (Feb. 20-May 28, 2021)
 Reached base safely in at least 53 consecutive games _____ Cameron Blair 53 games (May 22, 2004-May 16, 2005)

Had a walk-off base hit _____ Jace Jung vs. Kansas State (9th, 2R-HR) (April 10, 2022)
 Had a walk-off base hit in extra-innings _____ Kurt Wilson vs. #2 Texas (10th, Grand Slam) (March 26, 2022)
 Had a walk-off walk _____ Michael Davis (BB w/bases loaded in 10th) vs. UNLV (March 22, 2017)
 _____ Cole Stilwell (BB w/ bases loaded in 8th-DH run-rule) vs. West Virginia (April 23, 2022)
 Had a walk-off balk _____ Josh Jung (BK on 3rd in 10th) vs. #14 OU (April 20, 2018)
 Has a walk-off steal _____ Kurt Wilson (stole home in 10th) vs. #2 Texas (March 25, 2022)

Had 5 or more hits in a game _____ Hudson White (5) at Kansas (April 2, 2022)
 Had 6 or more hits in a game _____ Keith Ginter 6, vs. Kansas (April 10, 1998)

Scored 5 or more runs in a game _____ Hudson White (5) at Kansas (April 2, 2022)
 Scored 6 or more runs in a game _____ Brian Klein (6) vs. K-State (April 13, 2018)

Hit 3 or more doubles in a game _____ Jace Jung, 3, vs. SFA (March 29, 2022)
 Hit 2 or more triples in a game _____ Cody Farhat 2, at New Mexico (April 26, 2017)
 Hit 3 or more triples in a game _____ Jason Rainey 3, vs. Texas A&M-Corpus Christi (May 1, 2001)

Had 4 or more extra-base hits in a game _____ Jace Jung 4, vs. SFA (3 2B, 1 HR) (March 29, 2022)
 Had 5 or more extra-base hits in a game _____ Roger Kieschnick 5, at New Mexico (2 HR, 2 2B, 1 3B) (February 27, 2007)

Had 6 or more RBI in a game _____ Parker Kelly (9) vs. Merrimack (March 5, 2022 Gm. 1)
 Had 7 or more RBI in a game _____ Parker Kelly (9) vs. Merrimack (March 5, 2022 Gm. 1)
 Had 8 or more RBI in a game _____ Parker Kelly (9) vs. Merrimack (March 5, 2022 Gm. 1)
 Had 9 or more RBI in a game _____ Parker Kelly (9) vs. Merrimack (March 5, 2022 Gm. 1)

Had 4 or more walks in a game _____ Hudson White 4, vs. New Mexico (March 15, 2022)
 Had 5 or more walks in a game _____ Todd Ritchie 5, at #20 Oklahoma State (April 5, 2014)
 Had 3 or more intentional walks in a game _____ Barrett Barnes 3, vs. #22 Oklahoma State (May 21, 2011)

Had 3 or more stolen bases in a game _____ Gabe Holt 3, at New Mexico (April 3, 2019)
 Had 4 or more stolen bases in a game _____ Willie Rueda 4, vs. Central Arkansas (March 4, 2008)

PITCHING

Threw a 7-inning no-hitter _____ Ramey Brandon vs. Eastern New Mexico - 2-0 (April 2, 1962)
 Threw a 9-inning no-hitter _____ Ruben Garcia at Baylor - 1-0 (April 23, 1971)

Carried a no-hitter through 5.0 or more innings _____ Brandon Birdsell, 5.0 IP, at Kansas (April 2, 2022)
 Carried a no-hitter through 6.0 or more innings _____ Brandon Birdsell, 6.0 IP, at Rice (March 12, 2022)
 Carried a no-hitter through 6.1 or more innings _____ Nathan Fouts, 6.1 IP, vs. Texas State (February 17, 2002)

Struck out 5 consecutive hitters _____ 5, Mason Molina vs. Kent State-Gm. 2 (Feb. 27, 2022)
 Struck out 6 consecutive hitters _____ 6, Bryce Bonnin vs. TCU (May 18, 2019)
 Struck out 7 or more consecutive hitters _____ 8, Brandon Birdsell at Rice (March 12, 2022)
 Struck out 8 or more consecutive hitters _____ 8, Brandon Birdsell at Rice (March 12, 2022)

Struck out 12 or more batters in a game _____ 12, Mason Montgomery, at West Virginia (April 18, 2021)
 _____ 12, Brandon Birdsell, vs. Kansas State (April 9, 2022)
 Struck out 13 or more batters in a game _____ 15, Brandon Birdsell, at Rice (March 12, 2022)
 Struck out 14 or more batters in a game _____ 15, Brandon Birdsell, at Rice (March 12, 2022)
 Struck out 15 or more batters in a game _____ 15, Brandon Birdsell, at Rice (March 12, 2022)
 Struck out 16 or more batters in a game _____ 16, Bobby Doran, vs. Missouri (May 1, 2010)

Pitched a complete-game loss _____ Trey Masek (8.0 IP) vs. #15 Kansas State (May 23, 2013)

Pitched a 7-inning, complete game _____ Dusty Buck vs. #17 Baylor (May 19, 2002)
 Pitched an 8-inning, complete game _____ Brandon Birdsell vs. West Virginia (April 23, 2022-Gm. 2)

Pitched 9 or more innings _____ 9.0, Andrew Morris vs. West Virginia (April 23, 2022-Gm. 1)
 Pitched a 9-inning, complete game _____ 9.0, Andrew Morris vs. West Virginia (April 23, 2022-Gm. 1)
 Pitched a 9-inning, complete-game shutout _____ 9.0, Caleb Kilian at West Virginia (April 14, 2019)

Pitched 3 consecutive CG _____ Chris Phillips at New Mexico (February 2, 2002),
 _____ vs. TCU (February 7, 2002), vs. Houston (February 15, 2002)



1

DILLON CARTER

OUTFIELD

Sophomore | 3rd Yr. | L/R | 6-0 | 210

Flower Mound, TX | Argyle HS

CAREER HIGHS

Hits: 3, 4 times

Doubles: 2, at Baylor, May 01, 2022

Triples: 1, Rice, Mar 08, 2020; at IOWA, Mar 19, 2022

Home runs: 1, 4 times

Total bases: 6, at Abilene Christian, May 03, 2022

RBI: 3, Merrimack, Mar 04, 2022; at Abilene Christian, May 03, 2022

Runs scored: 3, Dallas Baptist, Feb 22, 2022; Merrimack, Mar 05, 2022; at Abilene Christian, May 03, 2022

Walks: 2, 7 times

Hit by pitch: 2, Northern Colorado, Feb 15, 2020

PERSONAL: Born in Lewisville, Texas ... son of Ed and Shellee Carter ... brother to Garrett and Trinity ... father played football for the Air Force Academy ... Agricultural Education major.

2022 Game-By-Game Stats

#1 Dillon Carter - 41 games (All games)

Date	Opponent	Pos	AB	R	H	RBI	2B	3B	HR	BB	SB	CS	HBP	SAC	SF	GDP	K	PO	A	E	Avg
Feb 18	vs Michigan	*of	2	0	0	0	0	0	0	0	0	0	0	0	0	0	2	1	0	0	.000
Feb 19	vs Auburn	*of	2	0	0	0	0	0	0	1	0	0	0	0	0	0	1	1	0	0	.000
Feb 20	vs Arizona	*of	2	0	0	0	0	0	0	1	0	0	0	0	0	0	1	4	0	0	.000
Feb 22	DALLAS BAPTIST	*of	4	3	3	0	1	0	0	1	0	0	0	0	0	0	1	3	0	0	.300
Feb 26	KENT STATE	*of	3	1	1	2	0	0	0	1	0	0	1	0	0	0	0	0	0	0	.308
Feb 27	KENT STATE-1	*of	5	2	2	1	0	0	1	0	0	0	0	0	0	0	1	3	0	1	.333
Feb 27	KENT STATE-2	*of	3	2	1	0	0	0	0	1	0	0	1	0	0	0	2	2	0	0	.333
Mar 01	at Dallas Baptist	*of	4	0	0	0	0	0	0	1	0	0	0	0	0	0	4	1	0	0	.280
Mar 04	MERRIMACK	*of	2	1	1	3	0	0	0	1	0	0	0	0	0	0	1	0	0	0	.296
Mar 05	MERRIMACK-1	*of	3	3	0	0	0	0	0	1	1	0	1	0	0	0	2	1	0	0	.267
Mar 05	MERRIMACK-2	*of	3	2	1	1	0	0	0	2	0	0	0	0	0	0	0	3	0	0	.273
Mar 06	MERRIMACK	*of	4	2	1	1	0	0	0	1	2	0	0	0	0	0	0	0	0	0	.270
Mar 08	vs Mississippi Stat	*of	5	1	0	0	0	0	0	0	1	0	0	0	0	0	3	4	0	0	.238
Mar 09	vs Mississippi Stat	*of	4	1	1	1	0	0	1	1	0	0	0	0	0	0	2	3	0	0	.239
Mar 11	at Rice	*of	6	0	0	0	0	0	0	0	0	0	0	0	0	0	5	0	0	1	.212
Mar 12	at Rice	*of	3	0	0	0	0	0	0	1	0	0	0	0	0	0	3	2	0	0	.200
Mar 13	at Rice	*of	1	1	0	0	0	0	0	1	0	0	1	1	0	0	1	6	0	0	.196
Mar 15	NEW MEXICO	*of	3	2	1	2	1	0	0	1	0	0	0	0	0	0	1	1	0	0	.203
Mar 16	NEW MEXICO	*of	2	0	0	0	0	0	0	1	0	0	0	0	0	0	1	2	0	0	.197
Mar 19	at IOWA	*of	5	1	1	0	0	1	0	0	0	0	0	0	0	0	3	1	0	0	.197
Mar 20	at IOWA	*of	3	0	0	0	0	0	0	0	0	0	0	0	0	0	1	2	0	0	.188
Mar 22	CALIFORNIA BAP	*of	2	1	0	0	0	0	0	2	0	0	0	0	0	0	0	1	0	0	.183
Mar 25	TEXAS	*of	3	0	0	1	0	0	0	0	0	1	0	0	0	0	1	4	0	0	.176
Mar 26	TEXAS	*of	5	0	0	0	0	0	0	0	0	0	0	0	0	0	3	3	1	0	.165
Mar 27	TEXAS	*of	2	0	0	0	0	0	0	0	0	0	0	1	0	0	1	1	0	0	.160
Apr 14	at TCU	*of	2	0	0	0	0	0	0	0	0	0	0	0	0	0	2	3	0	0	.157
Apr 15	at TCU	*of	0	0	0	0	0	0	0	0	0	0	0	0	0	0	0	0	0	0	.157
Apr 19	at New Mexico	*of	4	1	1	0	0	0	0	1	0	0	0	0	0	0	1	2	0	0	.161
Apr 23	WEST VIRGINIA-1	of	1	0	0	0	0	0	0	0	0	0	0	0	0	0	1	0	0	0	.159
Apr 23	WEST VIRGINIA-2	ph/of	2	1	1	1	0	0	0	1	0	0	0	0	0	0	1	0	0	0	.167
Apr 24	WEST VIRGINIA	of	0	0	0	0	0	0	0	0	0	0	0	0	0	0	0	0	0	0	.167
Apr 29	at Baylor	*of	3	1	1	0	1	0	0	0	0	1	1	0	0	0	2	3	0	0	.172
Apr 30	at Baylor	*of	4	0	0	1	0	0	0	0	0	0	0	0	1	0	3	1	0	0	.165
May 01	at Baylor	*of	4	1	2	0	2	0	0	0	0	1	0	0	0	0	2	2	0	0	.178
May 03	at Abilene Christian	*of	5	3	3	3	0	0	1	1	0	0	0	0	0	0	2	2	1	0	.198
May 13	at Oklahoma State	*of	4	1	1	0	0	0	0	0	0	0	0	0	0	0	2	0	0	0	.200
May 14	at Oklahoma State	*of	2	1	0	0	0	0	0	2	0	0	0	0	0	0	2	4	0	0	.196
May 15	at Oklahoma State	*of	4	0	0	0	0	0	0	0	0	0	0	0	0	0	4	1	0	0	.190
May 19	OKLAHOMA	*of	4	1	2	0	0	0	0	0	0	0	0	0	0	0	0	1	1	0	.200
May 20	OKLAHOMA	*of	2	1	0	0	0	0	0	2	0	0	0	0	0	0	1	2	0	0	.197
May 21	OKLAHOMA	*of	4	1	1	0	0	0	0	0	0	0	0	0	0	0	1	4	0	0	.198
Totals		37gs	126	35	25	17	5	1	3	25	4	2	6	2	1	0	64	74	3	2	.198

On base pct. .354 • Slugging pct. .325

Career Stats

Year	avg	gp-gs	ab	r	h	2b	3b	hr	rbi	tb	slg%	bb	hbp	so	gdp	ob%	sf	sh	sb-att	po	a	e	fld%
2020	.280	18-16	50	12	14	3	1	0	4	19	.380	13	3	7	2	.448	1	2	7-8	28	0	1	.966
2021	.207	35-31	111	16	23	6	0	1	15	32	.288	13	5	42	1	.318	0	1	2-2	67	1	1	.986
2022	.198	41-37	126	35	25	5	1	3	17	41	.325	25	6	64	0	.354	1	2	4-6	74	3	2	.975
TOTAL	.216	94-84	287	63	62	14	2	4	36	92	.321	51	14	113	3	.359	2	5	13-16	169	4	4	.977



2

JACE JUNG

INFIELD

Sophomore | 3rd Yr. | L/R | 6-0 | 205

San Antonio, TX | MacArthur HS

CAREER HIGHS

Hits: 5, Stephen F. Austin, Mar 29, 2022

Doubles: 3, Stephen F. Austin, Mar 29, 2022

Triples: 1, Merrimack, Mar 06, 2022 ; Stanford, Feb 22, 2020 ; Stanford, Jun 11, 2021

Home runs: 3, at K-State, Apr 01, 2021 ; TCU, Apr 11, 2021

Total bases: 12, at K-State, Apr 01, 2021 ; TCU, Apr 11, 2021

RBI: 5, 4 times

Runs scored: 5, Stephen F. Austin, Mar 29, 2022

Walks: 4, Kent State, Feb 26, 2022 ; Stephen F. Austin, Apr 13, 2021

Hit by pitch: 1, 8 times

PERSONAL: Born in San Antonio, Texas ... son of Jeff and Mary Jung ... brother to Josh, an All-American infielder at Texas Tech who was drafted No. 8 overall by the Texas Rangers in the 2019 MLB Draft ... Sport Management major.

2022 HONORS:

- Golden Spikes Award midseason watch list (April 5)
- CoSIDA First-Team All-District (May 12)
- First-Team All-Big 12 (May 24)

2022 Game-By-Game Stats


#2 Jace Jung - 54 games (All games)

Date	Opponent	Pos	AB	R	H	RBI	2B	3B	HR	BB	SB	CS	HBP	SAC	SF	GDP	K	PO	A	E	Avg
Feb 18	vs Michigan	*2b	2	0	1	1	0	0	0	0	0	0	0	0	0	0	0	1	2	0	.500
Feb 19	vs Auburn	*2b	4	0	0	0	0	0	0	0	0	0	0	0	0	0	3	2	5	0	.167
Feb 20	vs Arizona	*2b	3	0	1	0	0	0	0	1	0	0	0	0	0	0	1	2	0	0	.222
Feb 22	DALLAS BAPTIST	*2b	3	0	1	1	0	0	0	2	0	0	0	0	0	0	1	2	0	0	.250
Feb 26	KENT STATE	*2b	1	3	0	0	0	0	0	4	1	0	0	0	0	0	1	3	1	0	.231
Feb 27	KENT STATE-1	*2b	4	1	0	0	0	0	0	1	0	0	0	0	0	0	1	3	0	0	.176
Feb 27	KENT STATE-2	*2b	4	1	2	3	0	0	1	0	0	0	0	0	0	0	0	1	0	0	.238
Mar 01	at Dallas Baptist	*2b	3	1	0	0	0	0	0	2	0	0	0	0	0	0	0	0	2	0	.208
Mar 04	MERRIMACK	*2b	6	1	3	0	0	0	0	0	0	0	0	0	0	0	0	3	5	0	.267
Mar 05	MERRIMACK-1	*2b	3	3	3	1	0	0	0	3	1	0	1	0	0	0	0	0	4	0	.333
Mar 05	MERRIMACK-2	*2b	4	2	2	3	0	0	1	1	1	0	0	0	0	0	1	0	2	0	.351
Mar 06	MERRIMACK	*2b	5	2	3	2	1	1	0	0	0	0	0	0	0	0	0	5	2	0	.381
Mar 08	vs Mississippi Stat	*2b	5	1	3	2	1	0	1	0	0	0	0	0	0	0	1	3	2	0	.404
Mar 09	vs Mississippi Stat	*2b	5	0	0	0	0	0	0	0	0	0	0	0	0	0	1	1	2	0	.365
Mar 11	at Rice	*2b	4	2	2	2	1	0	0	1	0	0	0	0	0	0	1	4	2	0	.375
Mar 12	at Rice	*2b	4	0	1	0	0	0	0	0	0	0	0	0	0	0	1	1	1	0	.367
Mar 13	at Rice	*2b	5	0	1	1	0	0	0	0	0	0	0	0	0	0	1	0	1	0	.354
Mar 15	NEW MEXICO	*2b	1	3	1	2	1	0	0	2	0	0	0	0	0	0	0	1	2	0	.364
Mar 16	NEW MEXICO	*2b	4	2	3	1	2	0	0	0	0	1	0	0	0	0	0	3	4	0	.386
Mar 19	at IOWA	*2b	3	1	0	0	0	0	0	2	0	0	0	0	0	0	0	2	1	1	.370
Mar 20	at IOWA	*2b	4	1	2	2	0	0	1	0	0	0	0	0	0	0	0	1	1	0	.377
Mar 22	CALIFORNIA BAP	*2b	3	0	2	0	1	0	0	2	0	0	0	0	0	0	0	2	4	0	.387
Mar 25	TEXAS	*2b	4	1	1	1	0	0	1	0	0	0	0	0	0	0	1	2	1	0	.381
Mar 26	TEXAS	*2b	4	2	0	0	0	0	0	2	0	0	0	0	0	1	1	2	3	0	.364
Mar 27	TEXAS	*2b	2	0	0	1	0	0	0	0	0	0	0	0	1	0	0	2	2	0	.356
Mar 29	STEPHEN F. AUS	*2b	6	5	5	5	3	0	1	0	0	0	0	0	0	0	1	1	2	0	.385
Mar 30	STEPHEN F. AUS	*2b	3	2	1	1	1	0	0	2	0	0	0	0	0	1	1	2	3	0	.384
Apr 01	at Kansas	*2b	4	2	3	4	0	0	1	1	0	0	0	0	0	0	0	0	4	0	.398
Apr 02	at Kansas	*2b	4	2	3	2	1	0	1	1	0	0	0	0	0	0	0	0	3	0	.411
Apr 03	at Kansas	*2b	3	1	0	0	0	0	0	1	0	0	1	0	0	0	0	2	6	0	.400
Apr 05	at Grand Canyon	*2b	4	2	3	1	1	0	1	1	0	0	0	0	0	0	0	1	3	0	.412
Apr 06	at Grand Canyon	*2b	4	2	1	1	0	0	0	1	0	0	0	0	0	0	1	3	4	0	.407
Apr 08	KANSAS STATE	*2b	4	0	0	0	0	0	0	0	0	0	0	0	0	0	0	1	1	0	.393
Apr 09	KANSAS STATE	*2b	2	3	1	1	1	0	0	2	0	0	0	0	1	0	1	4	4	0	.395
Apr 10	KANSAS STATE	*2b	5	1	1	2	0	0	1	0	0	0	0	0	0	0	1	1	1	0	.388
Apr 12	vs Oklahoma	*2b	3	1	1	0	1	0	0	2	0	0	0	0	0	0	1	3	4	2	.386
Apr 14	at TCU	*2b	3	1	1	0	0	0	0	1	1	0	0	0	0	0	2	0	5	0	.385
Apr 15	at TCU	*2b	2	1	0	0	0	0	0	3	0	0	0	0	0	0	1	1	5	0	.380
Apr 16	at TCU	*2b	3	0	1	1	0	0	0	2	0	0	0	0	0	0	0	2	5	0	.379
Apr 19	at New Mexico	*2b	4	1	2	2	1	0	1	1	0	0	0	0	0	0	0	0	7	0	.382
Apr 23	WEST VIRGINIA-1	*2b	3	1	0	0	0	0	0	2	0	0	0	0	0	0	1	3	5	0	.374
Apr 23	WEST VIRGINIA-2	*2b	4	2	1	1	1	0	0	1	0	0	0	0	0	0	0	1	3	0	.371
Apr 24	WEST VIRGINIA	*2b	5	0	1	0	0	0	0	0	0	0	0	0	0	0	0	3	4	0	.365
Apr 26	ABILENE CHRISTI	*2b	3	1	2	1	0	0	0	1	0	0	0	0	1	0	1	0	3	0	.371
Apr 29	at Baylor	*2b	2	1	1	1	0	0	0	3	0	0	0	0	0	0	0	2	3	0	.373
Apr 30	at Baylor	*2b	4	2	2	1	0	0	0	1	0	0	0	0	0	0	0	4	6	0	.376
May 01	at Baylor	*2b	3	2	1	2	0	0	1	1	0	0	0	0	1	0	0	2	3	0	.375
May 03	at Abilene Christian	*2b	5	1	0	1	0	0	0	0	0	0	1	0	0	0	1	0	3	0	.364
May 13	at Oklahoma State	*2b	5	0	0	0	0	0	0	0	0	0	0	0	0	0	0	2	5	0	.354
May 14	at Oklahoma State	*2b	4	1	1	1	0	0	0	1	0	0	0	0	0	0	1	1	1	0	.352
May 15	at Oklahoma State	*2b	5	2	3	2	0	0	1	0	0	0	0	0	0	0	0	0	5	0	.358
May 19	OKLAHOMA	*2b	4	1	1	1	1	0	0	1	0	0	0	0	0	0	2	1	1	0	.356
May 20	OKLAHOMA	*2b	4	0	0	0	0	0	0	1	0	0	0	0	0	0	2	3	4	0	.349
May 21	OKLAHOMA	*2b	5	1	2	2	0	0	1	0	0	0	0	0	0	0	2	0	2	0	.350
Totals		54gs	200	66	70	56	18	1	14	55	4	0	5	0	4	2	34	89	154	3	.350

On base pct. .492 • Slugging pct. .660

Career Stats

Year	avg	gp-gs	ab	r	h	2b	3b	hr	rbi	tb	slg%	bb	hbp	so	gdp	ob%	sf	sh	sb-att	po	a	e	fld%
2020	.264	19-16	53	16	14	4	1	4	23	32	.604	18	0	15	2	.438	2	1	1-1	9	25	7	.829
2021	.337	56-56	208	55	70	10	1	21	67	145	.697	49	3	45	1	.462	4	0	4-6	93	112	7	.967
2022	.350	54-54	200	66	70	18	1	14	56	132	.660	55	5	34	2	.492	4	0	4-4	89	154	3	.988
TOTAL	.334	129-126	461	137	154	32	3	39	146	309	.670	122	8	94	5	.473	10	1	9-11	191	291	17	.966



5

HUDSON WHITE

CATCHER/INFIELD

Freshman | 1st Yr. | R/R | 5-11 | 195

Keller, TX | Byron Nelson HS

CAREER HIGHS

Hits: 5, at Kansas, Apr 02, 2022
 Doubles: 2, at Rice, Mar 13, 2022
 Home runs: 1, 6 times
 Total bases: 6, at Kansas, Apr 02, 2022
 RBI: 5, at Kansas, Apr 02, 2022
 Runs scored: 5, at Kansas, Apr 02, 2022
 Walks: 4, New Mexico, Mar 15, 2022
 Hit by pitch: 1, 5 times

PERSONAL: Born in Fort Worth, Texas ... son of Marty White and Lisa Rambo ... brother of Presley White Kaden McDaniel and Bree Rambo ... Foundational Engineering major.

2022 HONORS:

- Big 12 Freshman of the Year (May 24)
- Second-Team All-Big 12 (May 24)
- Big 12 All-Freshman Team (May 24)

2022 Game-By-Game Stats

#5 Hudson White - 52 games (All games)

Date	Opponent	Pos	AB	R	H	RBI	2B	3B	HR	BB	SB	CS	HBP	SAC	SF	GDP	K	PO	A	E	Avg
Feb 18	vs Michigan	*c	3	1	0	0	0	0	0	2	1	0	0	0	0	0	0	13	1	0	.000
Feb 19	vs Auburn	*c	3	0	0	0	0	0	0	1	0	0	0	0	0	0	0	3	5	0	.000
Feb 20	vs Arizona	*c	3	0	0	0	0	0	0	0	0	0	0	0	0	0	0	6	2	0	.000
Feb 22	DALLAS BAPTIST	*c	3	1	0	0	0	0	0	1	0	0	0	0	0	0	1	11	2	1	.000
Feb 26	KENT STATE	*c	2	2	0	0	0	0	0	2	0	0	0	0	0	0	1	17	1	0	.000
Feb 27	KENT STATE-1	*1b	3	0	1	3	1	0	0	1	0	0	0	0	0	0	0	7	1	0	.059
Feb 27	KENT STATE-2	*c	3	0	0	0	0	0	0	0	0	0	1	0	0	0	1	14	1	0	.050
Mar 01	at Dallas Baptist	*c	4	1	1	2	0	0	1	0	0	0	1	0	0	0	0	13	0	0	.083
Mar 04	MERRIMACK	*c	4	1	2	2	0	0	0	0	0	0	0	0	0	0	0	9	0	0	.143
Mar 05	MERRIMACK-1	*1b	3	0	0	2	0	0	0	0	0	0	0	0	1	0	0	7	0	0	.129
Mar 05	MERRIMACK-2	*c	4	1	2	0	0	0	0	0	0	0	0	0	0	0	0	6	1	0	.171
Mar 06	MERRIMACK	*c	5	0	0	0	0	0	0	0	0	0	0	0	0	0	0	9	1	0	.150
Mar 08	vs Mississippi Stat	*c	4	0	1	0	0	0	0	0	0	0	0	0	0	0	2	12	0	0	.159
Mar 11	at Rice	*c	4	0	0	0	0	0	0	1	0	0	0	0	0	0	2	10	0	0	.146
Mar 12	at Rice	1b	3	0	0	0	0	0	0	0	0	0	0	0	0	0	0	3	0	0	.137
Mar 13	at Rice	*c	4	3	3	1	2	0	0	1	0	0	0	0	0	0	1	7	0	0	.182
Mar 15	NEW MEXICO	*c/2b	3	3	2	0	0	0	0	4	0	0	0	0	0	0	0	4	1	1	.207
Mar 16	NEW MEXICO	*c	5	0	3	2	1	0	0	0	1	0	0	0	0	0	0	6	0	0	.238
Mar 19	at IOWA	*1b	5	2	1	1	1	0	0	0	0	0	0	0	0	0	1	5	1	0	.235
Mar 20	at IOWA	*1b	3	0	0	0	0	0	0	0	0	0	0	0	0	0	3	11	0	0	.225
Mar 22	CALIFORNIA BAP	*c	4	1	1	0	0	0	0	0	0	0	0	0	0	0	1	10	1	0	.227
Mar 25	TEXAS	*c	2	2	1	1	0	0	1	1	1	0	0	1	0	0	0	10	1	0	.234
Mar 26	TEXAS	*1b	3	1	1	2	0	0	0	0	0	0	1	0	1	0	0	8	0	0	.237
Mar 27	TEXAS	*c	3	0	0	0	0	0	0	0	0	0	0	0	0	0	1	5	2	0	.229
Mar 29	STEPHEN F. AUS	*c	3	1	0	0	0	0	0	2	0	0	0	0	0	0	1	9	0	0	.221
Mar 30	STEPHEN F. AUS	*1b	4	1	1	0	0	0	0	0	0	0	0	0	0	0	0	3	0	0	.222
Apr 01	at Kansas	*c	3	1	2	0	0	0	0	1	0	0	0	0	0	0	0	6	1	0	.237
Apr 02	at Kansas	*1b	6	5	5	5	1	0	0	1	0	0	0	0	0	0	0	5	1	0	.273
Apr 03	at Kansas	*c	2	1	2	1	0	0	1	2	0	0	0	0	0	0	0	5	1	0	.287
Apr 05	at Grand Canyon	*1b	4	0	0	0	0	0	0	0	0	0	0	0	0	0	0	8	1	0	.276
Apr 08	KANSAS STATE	*c	5	0	0	0	0	0	0	0	0	0	0	0	0	0	1	11	0	0	.264
Apr 09	KANSAS STATE	*1b	2	1	1	1	0	0	1	3	0	0	0	0	0	0	1	7	0	0	.268
Apr 10	KANSAS STATE	*1b	4	0	2	1	0	0	0	0	0	0	0	0	0	0	1	8	0	0	.276
Apr 12	vs Oklahoma	*c	4	0	0	0	0	0	0	1	0	0	0	0	0	0	1	11	1	1	.267
Apr 14	at TCU	*c	4	1	0	0	0	0	0	0	0	0	0	0	0	0	2	5	1	0	.258
Apr 15	at TCU	*1b	3	0	0	0	0	0	0	1	0	0	0	0	0	0	0	7	0	0	.252
Apr 16	at TCU	*c	4	0	1	0	0	0	0	0	0	0	0	0	0	0	0	7	0	0	.252
Apr 19	at New Mexico	*1b	3	1	1	3	0	0	1	1	0	0	0	0	1	0	0	13	0	0	.254
Apr 23	WEST VIRGINIA-1	*c	4	0	3	1	0	0	0	0	0	0	0	0	0	0	0	5	0	0	.268
Apr 23	WEST VIRGINIA-2	*1b	3	1	1	0	1	0	0	2	0	0	0	0	0	0	0	5	0	1	.270
Apr 24	WEST VIRGINIA	*c	1	1	0	0	0	0	0	2	0	0	1	0	0	0	0	8	1	0	.268
Apr 26	ABILENE CHRISTI	*c	4	1	1	0	0	0	0	1	0	0	0	0	0	0	1	10	1	0	.267
Apr 29	at Baylor	*c	4	0	1	1	1	0	0	0	0	0	0	0	0	0	0	10	0	0	.267
Apr 30	at Baylor	*1b	4	1	1	0	0	0	0	1	0	0	0	0	0	0	0	10	0	0	.266
May 01	at Baylor	*c	4	0	0	0	0	0	0	0	0	0	1	0	0	0	1	11	0	0	.259
May 03	at Abilene Christian	*c	2	2	0	1	0	0	0	3	0	0	0	0	1	0	1	11	0	0	.256
May 13	at Oklahoma State	*c	4	0	2	1	0	0	0	0	0	0	0	0	1	0	0	7	3	1	.262
May 14	at Oklahoma State	*1b	5	1	2	1	0	0	1	0	0	0	0	0	0	0	0	8	0	0	.266
May 15	at Oklahoma State	*c	5	0	2	2	1	0	0	0	0	0	0	0	0	0	1	15	0	0	.270
May 19	OKLAHOMA	*c	5	0	0	1	0	0	0	0	0	0	0	0	0	0	2	12	0	0	.263
May 20	OKLAHOMA	*1b	5	0	2	2	1	0	0	0	0	0	0	0	0	0	1	7	2	0	.266
May 21	OKLAHOMA	*c	4	1	1	2	0	0	0	0	0	0	0	0	0	1	2	14	0	0	.266
Totals		51gs	188	39	50	39	10	0	6	35	3	0	5	1	5	2	30	444	34	5	.266

On base pct. .386 • Slugging pct. .415



7

CODY MASTERS

OUTFIELD

Senior | 5th Yr. | L/L | 6-1 | 195

Coppell, TX | Coppell HS

CAREER HIGHS

Hits: 4, at Kansas, Apr 07, 2018

Doubles: 2, at Kansas, Apr 02, 2022 ; Houston Baptist, Feb 27, 2021

Triples: 1, 4 times

Home runs: 2, Wichita State, Mar 09, 2019

Total bases: 8, Wichita State, Mar 09, 2019

RBI: 4, 4 times

Runs scored: 3, 4 times

Walks: 3, TCU, Apr 11, 2021 ; at West Virginia, Apr 17, 2021

Hit by pitch: 2, at West Virginia, Apr 17, 2021

PERSONAL: Born in Dallas, Texas ... son of Brad and Jill Masters ... brother to Tanner ... graduate student with a BA in Finance ... currently pursuing an MBA in General Business.

2022 Game-By-Game Stats

#7 Cody Masters - 13 games (All games)

Date	Opponent	Pos	AB	R	H	RBI	2B	3B	HR	BB	SB	CS	HBP	SAC	SF	GDP	K	PO	A	E	Avg
Mar 26	TEXAS	ph	1	1	0	0	0	0	0	0	0	0	0	0	0	0	0	0	0	0	.000
Mar 29	STEPHEN F. AUS	pr/dh	1	1	0	0	0	0	0	0	0	0	0	0	0	0	1	0	0	0	.000
Mar 30	STEPHEN F. AUS	pr/dh	1	1	1	4	0	0	1	0	0	0	0	0	0	0	0	0	0	0	.333
Apr 01	at Kansas	pr	0	1	0	0	0	0	0	0	0	0	0	0	0	0	0	0	0	0	.333
Apr 02	at Kansas	ph/d	3	3	2	1	2	0	0	0	0	0	1	0	0	0	0	0	0	0	.500
Apr 06	at Grand Canyon	*dh	4	1	0	0	0	0	0	1	0	0	0	0	0	0	3	0	0	0	.300
Apr 09	KANSAS STATE	ph	1	0	0	0	0	0	0	0	0	0	0	0	0	0	1	0	0	0	.273
Apr 12	vs Oklahoma	ph	0	0	0	0	0	0	0	0	0	0	1	0	0	0	0	0	0	0	.273
Apr 14	at TCU	ph	1	0	0	0	0	0	0	0	0	0	0	0	0	0	1	0	0	0	.250
Apr 24	WEST VIRGINIA	ph	1	0	0	0	0	0	0	0	0	0	0	0	0	0	0	0	0	0	.231
Apr 30	at Baylor	pr	0	1	0	0	0	0	0	0	0	0	0	0	0	0	0	0	0	0	.231
May 20	OKLAHOMA	pr	0	0	0	0	0	0	0	0	0	0	0	0	0	0	0	0	0	0	.231
May 21	OKLAHOMA	ph	1	0	0	0	0	0	0	0	0	0	0	0	0	0	0	0	0	0	.214
Totals		1gs	14	9	3	5	2	0	1	1	0	0	2	0	0	0	6	0	0	0	.214

On base pct. .353 • Slugging pct. .571

Career Stats

Year	avg	gp-gs	ab	r	h	2b	3b	hr	rbi	tb	slg%	bb	hbp	so	gdp	ob%	sf	sh	sb-att	po	a	e	fld%
2018	.258	35-16	66	23	17	5	1	0	14	24	.364	16	3	21	0	.414	2	0	2-2	29	0	1	.967
2019	.292	55-40	144	23	42	7	1	5	28	66	.458	17	3	32	1	.373	2	5	5-5	20	1	3	.875
2020	.194	14-6	31	13	6	2	0	3	11	17	.548	2	4	12	0	.316	1	0	1-1	3	0	0	1.000
2021	.192	32-25	78	22	15	3	2	7	23	43	.551	16	8	35	2	.375	2	0	1-1	0	0	0	.000
2022	.214	13-1	14	9	3	2	0	1	5	8	.571	1	2	6	0	.353	0	0	0-0	0	0	0	.000
TOTAL	.249	149-88	333	90	83	19	4	16	81	158	.474	52	20	106	3	.376	7	5	9-9	52	1	4	.930



8

KURT WILSON

Utility

Senior | 5th Yr. | R/R | 6-2 | 210

Arlington, TX | Martin HS

CAREER HIGHS

Hits: 4, Merrimack, Mar 05, 2022

Doubles: 2, at Baylor, Apr 29, 2022

Triples: 1, 8 times

Home runs: 1, 21 times

Total bases: 8, Merrimack, Mar 05, 2022

RBI: 5, Merrimack, Mar 05, 2022

Runs scored: 4, Merrimack, Mar 05, 2022 ; at Abilene

Christian, May 03, 2022

Walks: 3, at Oklahoma, May 03, 2019

Hit by pitch: 1, 8 times

PERSONAL: From Arlington ... son of Lonnie and Tanya Wilson... postgraduate student with a BA in University Studies.

2022 HONORS:

- Brooks Wallace Award watch list (April 12)

- Second-Team All-Big 12 (May 24)

2022 Game-By-Game Stats

#8 Kurt Wilson - 54 games (All games)

Date	Opponent	Pos	AB	R	H	RBI	2B	3B	HR	BB	SB	CS	HBP	SAC	SF	GDP	K	PO	A	E	Avg	
Feb 18	vs Michigan	*ss	5	0	2	3	0	1	0	0	0	0	0	0	0	0	1	1	1	0	.400	
Feb 19	vs Auburn	*ss	3	0	1	1	0	0	0	0	0	0	0	0	1	0	1	3	1	0	.375	
Feb 20	vs Arizona	*ss	3	0	0	0	0	0	0	0	0	0	0	0	0	0	3	1	2	0	.273	
Feb 22	DALLAS BAPTIST	*ss	4	0	0	0	0	0	0	0	0	0	0	0	0	0	1	1	0	0	.200	
Feb 26	KENT STATE	*ss	4	2	1	3	0	0	1	1	0	0	0	0	0	0	0	0	0	0	.211	
Feb 27	KENT STATE-1	*ss	4	2	1	0	0	0	0	1	0	0	0	0	0	0	1	0	4	0	.217	
Feb 27	KENT STATE-2	*ss	3	0	0	0	0	0	0	1	0	0	0	0	0	0	0	2	3	0	.192	
Mar 01	at Dallas Baptist	*ss	3	1	1	0	0	0	0	2	0	0	0	0	0	0	0	1	1	0	.207	
Mar 04	MERRIMACK	*ss	2	3	2	0	0	0	0	1	0	0	0	0	0	0	0	1	1	0	.257	
Mar 05	MERRIMACK-1	*ss	4	1	2	3	1	0	0	1	0	0	0	0	0	0	0	0	2	0	.286	
Mar 05	MERRIMACK-2	*ss	6	4	4	5	1	0	1	0	0	0	0	0	0	0	0	1	2	0	.341	
Mar 06	MERRIMACK	*ss	5	1	1	1	0	0	0	0	0	0	0	0	0	0	1	1	3	0	.326	
Mar 08	vs Mississippi Stat	*ss	3	1	1	0	1	0	0	1	0	0	0	0	0	0	1	0	2	0	.327	
Mar 09	vs Mississippi Stat	*ss	5	1	2	1	0	1	0	0	0	0	0	0	0	0	1	0	4	0	.333	
Mar 11	at Rice	*ss	4	2	2	2	0	0	0	1	1	0	0	0	0	0	0	1	6	1	.345	
Mar 12	at Rice	*ss	4	1	1	0	0	0	0	0	0	0	0	0	0	0	1	0	1	2	.339	
Mar 13	at Rice	*ss	3	1	1	0	0	0	0	2	0	0	0	0	0	0	2	1	0	0	.338	
Mar 15	NEW MEXICO	*ss	3	1	1	1	0	0	0	1	0	0	0	0	0	0	0	2	2	0	.338	
Mar 16	NEW MEXICO	*ss	3	2	2	1	0	0	0	2	0	0	0	0	0	0	0	0	1	0	.352	
Mar 19	at IOWA	*ss	4	0	0	0	0	0	0	1	1	0	0	0	0	0	3	3	2	0	.333	
Mar 20	at IOWA	*ss	3	0	0	0	0	0	0	1	0	0	0	0	0	0	1	0	3	0	.321	
Mar 22	CALIFORNIA BAP	*ss	4	0	0	0	0	0	0	0	0	0	0	0	0	0	1	2	3	0	.305	
Mar 25	TEXAS	*ss	3	1	0	0	0	0	0	1	1	0	0	0	0	0	1	0	1	0	.294	
Mar 26	TEXAS	*ss	5	3	2	4	0	1	1	1	0	0	0	0	1	0	0	0	3	0	.300	
Mar 27	TEXAS	*ss	2	0	0	0	0	0	0	1	0	0	0	0	0	0	1	2	3	0	.293	
Mar 29	STEPHEN F. AUS	*ss	5	1	2	2	1	0	1	0	0	0	0	0	0	0	3	0	4	1	.299	
Mar 30	STEPHEN F. AUS	*ss	2	1	1	2	0	0	1	0	0	0	0	0	1	0	1	0	0	0	.303	
Apr 01	at Kansas	*ss	5	0	1	2	1	0	0	0	0	0	0	0	0	0	0	3	0	0	.298	
Apr 02	at Kansas	*ss	6	2	3	3	1	0	1	1	0	0	0	0	0	0	0	4	3	0	.309	
Apr 03	at Kansas	*ss	5	0	1	2	0	0	0	0	0	0	0	0	0	0	0	1	1	3	.304	
Apr 05	at Grand Canyon	*ss	4	0	1	1	0	0	0	0	0	0	1	0	0	0	1	2	2	0	.303	
Apr 06	at Grand Canyon	*ss	4	0	1	2	0	0	0	0	0	0	0	0	1	0	2	3	2	0	.301	
Apr 08	KANSAS STATE	*ss	3	1	2	0	0	0	0	1	0	0	0	0	0	0	0	1	2	0	.310	
Apr 09	KANSAS STATE	*ss	3	2	3	4	1	0	1	2	0	0	0	0	0	0	0	1	4	0	.326	
Apr 10	KANSAS STATE	*ss	4	1	1	0	1	0	0	0	0	0	0	0	0	0	1	2	4	1	.323	
Apr 12	vs Oklahoma	*ss	3	2	1	2	0	0	1	1	0	0	0	0	0	0	2	2	3	0	.324	
Apr 14	at TCU	*ss	4	0	0	0	0	0	0	0	0	0	0	0	0	0	2	1	2	0	.314	
Apr 15	at TCU	*ss	5	0	2	2	0	0	0	0	0	1	0	0	0	0	0	0	2	0	.317	
Apr 16	at TCU	*ss	4	0	1	0	1	0	0	0	0	0	0	0	0	0	0	0	2	0	.315	
Apr 19	at New Mexico	*ss	5	3	3	1	0	1	0	0	0	0	0	0	0	0	0	3	4	0	.325	
Apr 23	WEST VIRGINIA-1	*ss	4	1	1	3	0	0	1	0	0	0	0	0	0	0	1	1	7	0	.323	
Apr 23	WEST VIRGINIA-2	*ss	5	1	2	2	0	0	1	0	0	0	0	0	0	0	0	1	4	1	.325	
Apr 24	WEST VIRGINIA	*ss	4	0	0	0	0	0	0	0	0	0	0	0	0	0	1	0	2	1	.317	
Apr 26	ABILENE CHRISTI	*ss	5	0	2	0	1	0	0	0	0	0	0	0	0	0	2	2	0	0	.320	
Apr 29	at Baylor	*ss	3	2	3	1	2	0	0	1	1	0	0	0	0	0	0	2	1	0	.331	
Apr 30	at Baylor	*ss	5	2	3	4	0	0	1	0	0	0	0	0	0	0	0	2	5	0	.339	
May 01	at Baylor	*ss	4	0	0	0	0	0	0	1	0	0	0	0	0	0	0	0	2	0	.332	
May 03	at Abilene Christian	*ss	4	4	2	1	1	0	0	1	0	0	1	0	0	0	1	1	3	0	.335	
May 13	at Oklahoma State	*ss	4	2	1	0	0	1	0	1	0	0	0	0	0	0	1	1	0	0	.333	
May 14	at Oklahoma State	*ss	5	2	1	1	0	0	1	0	0	0	0	0	0	0	1	1	1	0	.330	
May 15	at Oklahoma State	*ss	4	1	0	0	0	0	0	0	0	0	1	0	0	0	1	3	0	0	.323	
May 19	OKLAHOMA	*ss	5	1	1	0	1	0	0	0	0	0	0	0	0	0	1	1	0	0	.320	
May 20	OKLAHOMA	*ss	5	1	3	0	0	0	0	0	0	0	0	0	0	0	0	0	2	0	.327	
May 21	OKLAHOMA	*ss	5	1	2	1	0	0	1	0	0	0	0	0	0	0	1	1	0	0	.329	
Totals			54gs	216	58	71	61	14	5	13	28	4	1	3	0	3	3	43	67	111	5	.329

On base pct. .408 • Slugging pct. .620

Career Stats

Year	avg	gp-gs	ab	r	h	2b	3b	hr	rbi	tb	slg%	bb	hbp	so	gdp	ob%	sf	sh	sb-att	po	a	e	fld%
2018	.183	23-14	60	7	11	1	1	1	11	17	.283	9	1	22	4	.296	1	0	2-2	34	6	2	.952
2019	.227	29-23	88	11	20	2	0	4	17	34	.386	11	1	20	1	.317	1	0	2-3	42	5	1	.979
2020	1.000	4-0	1	0	1	0	0	0	1	1	1.000	1	0	0	0	1.000	0	0	0-0	1	3	0	1.000
2021	.274	33-31	106	23	29	6	2	3	16	48	.453	18	3	32	0	.394	0	1	3-3	44	12	4	.933
2022	.329	54-54	216	58	71	14	5	13	61	134	.620	28	3	43	3	.408	3	0	4-5	67	111	5	.973
TOTAL	.280	143-122	471	99	132	23	8	21	106	234	.497	67	8	117	8	.376	5	1	11-13	188	137	12	.964



9

ZAC VOOLETICH

INFIELD/OUTFIELD

Junior | 4th Yr. (1st at Tech) | R/R | 5-9 | 185

San Antonio, TX | Brandeis HS | Navarro College

CAREER HIGHS

Hits: 3, New Mexico, Mar 15, 2022

Doubles: 1, 8 times

Home runs: 1, Kansas State, Apr 10, 2022

Total bases: 5, Kansas State, Apr 10, 2022

RBI: 5 [t-10th], Merrimack, Mar 04, 2022

Runs scored: 3, New Mexico, Mar 15, 2022

Walks: 3, Merrimack, Mar 05, 2022

Hit by pitch: 1, at TCU, Apr 16, 2022 ; West Virginia, Apr 23, 2022 ; vs Michigan, Feb 18, 2022

Personal: Born in Houston, Texas ... son of Dan Vooletich who played college football at the University of North Carolina and Shannon Cantu who played golf at Indiana University ... brother of Luke and Cole Cantu ... Business Management major.

2022 Game-By-Game Stats

#9 Zac Vooletich - 24 games (All games)

Date	Opponent	Pos	AB	R	H	RBI	2B	3B	HR	BB	SB	CS	HBP	SAC	SF	GDP	K	PO	A	E	Avg
Feb 18	vs Michigan	ph/of	2	0	0	0	0	0	0	0	0	0	1	0	0	0	0	1	0	0	.000
Feb 19	vs Auburn	ph/of	0	0	0	0	0	0	0	1	0	0	0	0	0	0	0	1	0	0	.000
Mar 04	MERRIMACK	*of	5	2	2	5	1	0	0	1	0	0	0	0	0	0	0	0	0	0	.286
Mar 05	MERRIMACK-1	*of	4	2	1	2	1	0	0	3	0	0	0	0	0	0	0	1	0	0	.273
Mar 05	MERRIMACK-2	*of	4	2	1	1	0	0	0	1	0	0	0	0	0	0	0	1	0	0	.267
Mar 06	MERRIMACK	*of	3	2	1	1	1	0	0	2	0	0	0	0	0	0	0	0	0	0	.278
Mar 08	vs Mississippi Stat	*dh	3	0	0	0	0	0	0	0	0	0	0	0	0	0	2	0	0	0	.238
Mar 11	at Rice	pr	0	0	0	0	0	0	0	0	0	0	0	0	0	0	0	0	0	0	.238
Mar 13	at Rice	*of	5	1	2	2	1	0	0	0	0	0	0	0	0	0	1	2	0	0	.269
Mar 15	NEW MEXICO	*of/2b	7	3	3	4	1	0	0	1	0	0	0	0	0	1	2	0	2	0	.303
Mar 16	NEW MEXICO	*dh	5	0	0	0	0	0	0	0	0	0	0	0	0	0	1	0	0	0	.263
Mar 19	at IOWA	pr	0	0	0	0	0	0	0	0	0	0	0	0	0	0	0	0	0	0	.263
Mar 29	STEPHEN F. AUS	ph/of	1	1	1	0	1	0	0	0	0	0	0	0	0	0	0	0	0	0	.282
Apr 02	at Kansas	pr/of	1	1	0	0	0	0	0	1	0	0	0	0	0	0	1	1	0	0	.275
Apr 03	at Kansas	ph	1	0	0	0	0	0	0	0	0	0	0	0	0	0	0	0	0	0	.268
Apr 05	at Grand Canyon	ph/of	1	0	0	0	0	0	0	0	0	0	0	0	0	0	1	0	0	0	.262
Apr 09	KANSAS STATE	*of	5	1	2	1	0	0	0	0	0	0	0	0	0	0	1	1	0	0	.277
Apr 10	KANSAS STATE	*of	4	2	2	2	0	0	1	0	0	0	0	0	1	0	0	2	0	0	.294
Apr 12	vs Oklahoma	*of	5	1	1	0	0	0	0	0	0	0	0	0	0	1	1	3	0	0	.286
Apr 15	at TCU	*of/of	3	1	1	0	1	0	0	1	0	0	0	0	0	0	1	3	1	0	.288
Apr 16	at TCU	*of	2	1	1	0	1	0	0	1	0	0	1	0	0	0	0	0	0	0	.295
Apr 23	WEST VIRGINIA-2	*of	1	0	0	0	0	0	0	0	0	0	1	0	0	0	1	1	0	0	.290
Apr 24	WEST VIRGINIA	*of	3	0	0	0	0	0	0	0	0	0	0	0	0	0	1	2	0	0	.277
Apr 26	ABILENE CHRISTI	ph/of	1	0	0	0	0	0	0	0	0	0	0	0	0	0	1	0	0	0	.273
Totals		15gs	66	20	18	18	8	0	1	12	0	0	3	0	1	2	14	19	3	0	.273

On base pct. .402 • Slugging pct. .439



10

TY COLEMAN

INFIELD/OUTFIELD

Junior | 4th Yr. (1st at Tech) | R/R | 5-8 | 190

Midland, TX | Midland Lee HS | Texas A&M

CAREER HIGHS

Hits: 4, Stephen F. Austin, Mar 29, 2022

Doubles: 2, Kent State, Feb 27, 2022

Home runs: 2, Kent State, Feb 27, 2022 ; Stephen F. Austin, Mar 29, 2022

Total bases: 11, Stephen F. Austin, Mar 29, 2022

RBI: 5, Stephen F. Austin, Mar 29, 2022

Runs scored: 3, West Virginia, Apr 23, 2022 ; Stephen F. Austin, Mar 29, 2022

Walks: 2, at Oklahoma State, May 13, 2022

Hit by pitch: 1, at Rice, Mar 13, 2022; Texas, Mar 26, 2022; Oklahoma, May 20, 2022

PERSONAL: Ty Landon Coleman was born Aug. 4 in Bryan, Texas to David and Terri Coleman... brother, Hunter Coleman played baseball for Texas A&M ... University Studies major and plans to work as a salesman or coach baseball after graduation... enjoys hunting and fishing.

2022 HONORS:

- Big 12 Player of the Week (Feb. 28)

- Big 12 Newcomer of the Week (Feb. 28)

- Big 12 Honorable Mention (May 24)

2022 Game-By-Game Stats

#10 Ty Coleman - 48 games (All games)

Date	Opponent	Pos	AB	R	H	RBI	2B	3B	HR	BB	SB	CS	HBP	SAC	SF	GDP	K	PO	A	E	Avg
Feb 18	vs Michigan	*dh	4	0	0	0	0	0	0	1	0	0	0	0	0	0	2	0	0	0	.000
Feb 19	vs Auburn	*dh	3	0	1	0	0	0	0	1	0	0	0	0	0	0	0	0	0	0	.143
Feb 20	vs Arizona	*dh	2	0	0	0	0	0	0	0	0	0	0	0	0	0	1	0	0	0	.111
Feb 22	DALLAS BAPTIST	*dh	4	1	2	4	0	0	0	1	0	0	0	0	0	1	0	0	0	0	.231
Feb 26	KENT STATE	*dh	4	1	1	1	0	0	0	0	0	0	0	1	0	0	1	0	0	0	.235
Feb 27	KENT STATE-1	*dh	5	2	3	2	2	0	0	0	0	0	0	0	0	0	0	0	0	0	.318
Feb 27	KENT STATE-2	*dh	4	2	2	4	0	0	2	0	0	0	0	0	0	0	0	0	0	0	.346
Mar 01	at Dallas Baptist	*dh	5	1	2	0	1	0	0	0	0	0	0	0	0	0	1	0	0	0	.355
Mar 11	at Rice	*dh	5	1	2	0	0	0	0	0	0	0	0	0	0	0	0	0	0	0	.361
Mar 12	at Rice	*dh	3	1	1	1	1	0	0	1	0	0	0	0	0	0	0	0	0	0	.359
Mar 13	at Rice	*dh	4	0	1	0	0	0	0	0	0	0	1	0	0	0	0	0	0	0	.349
Mar 15	NEW MEXICO	*dh	3	2	2	4	1	0	1	1	0	0	0	0	0	0	0	0	0	0	.370
Mar 16	NEW MEXICO	ph	1	0	1	0	0	0	0	0	0	0	0	0	0	0	0	0	0	0	.383
Mar 19	at IOWA	*dh	5	0	1	2	1	0	0	0	0	0	0	0	0	0	1	0	0	0	.365
Mar 20	at IOWA	*dh	4	1	1	1	0	0	1	0	0	0	0	0	0	0	2	0	0	0	.357
Mar 22	CALIFORNIA BAP	*dh	4	0	1	1	0	0	0	0	0	0	0	0	0	1	0	0	0	0	.350
Mar 25	TEXAS	*dh	4	0	0	0	0	0	0	0	0	0	0	0	0	0	0	0	0	0	.328
Mar 26	TEXAS	*dh	4	1	1	1	0	0	0	0	0	0	1	0	0	0	0	0	0	0	.324
Mar 27	TEXAS	*dh	3	0	1	0	0	0	0	0	0	0	0	0	0	0	2	0	0	0	.324
Mar 29	STEPHEN F. AUS	*dh	5	3	4	5	1	0	2	0	0	0	0	0	0	0	0	0	0	0	.355
Mar 30	STEPHEN F. AUS	*dh	4	0	1	2	0	0	0	0	0	0	0	0	0	0	0	0	0	0	.350
Apr 01	at Kansas	*dh	5	0	1	0	0	0	0	0	0	0	0	0	0	0	0	0	0	0	.341
Apr 02	at Kansas	*dh	4	1	1	0	0	0	0	0	0	0	0	0	0	0	0	0	0	0	.337
Apr 03	at Kansas	*dh	5	1	1	2	1	0	0	0	0	0	0	0	0	1	0	0	0	0	.330
Apr 05	at Grand Canyon	*dh	4	0	0	0	0	0	0	1	0	0	0	0	0	0	0	0	0	0	.316
Apr 06	at Grand Canyon	*1b	5	1	3	3	1	0	0	0	0	0	0	0	0	0	1	5	0	0	.330
Apr 08	KANSAS STATE	*dh	4	2	1	0	0	0	0	0	0	0	0	0	0	0	0	0	0	0	.327
Apr 09	KANSAS STATE	*dh	4	2	0	1	0	0	0	0	0	0	0	0	0	0	0	0	0	0	.315
Apr 10	KANSAS STATE	*dh	4	0	2	1	0	0	0	0	0	0	0	0	0	0	0	0	0	0	.322
Apr 12	vs Oklahoma	*dh	5	0	1	2	1	0	0	0	0	0	0	0	0	0	0	0	0	0	.317
Apr 14	at TCU	*dh	4	1	1	0	0	0	0	0	0	0	0	0	0	0	1	0	0	0	.315
Apr 15	at TCU	*dh	4	0	1	1	0	0	0	1	0	0	0	0	0	0	1	0	0	0	.312
Apr 16	at TCU	*dh	5	0	1	0	1	0	0	0	0	0	0	0	0	1	0	0	0	0	.308
Apr 19	at New Mexico	*dh	5	0	2	2	1	0	0	0	0	0	0	0	0	0	2	0	0	0	.312
Apr 23	WEST VIRGINIA-1	*dh	4	0	2	2	0	0	0	0	0	0	0	0	1	0	0	0	0	0	.317
Apr 23	WEST VIRGINIA-2	*dh	5	3	3	1	0	0	0	0	0	0	0	0	0	0	1	0	0	0	.327
Apr 24	WEST VIRGINIA	*dh	4	0	3	0	0	0	0	0	0	0	0	0	0	0	0	0	0	0	.338
Apr 26	ABILENE CHRISTI	*dh	4	0	0	2	0	0	0	1	0	0	0	0	0	0	0	0	0	0	.329
Apr 29	at Baylor	*dh	5	0	1	1	0	0	0	0	0	0	0	0	0	1	0	0	0	0	.325
Apr 30	at Baylor	*dh	4	2	2	1	1	0	0	1	0	0	0	0	0	0	0	0	0	0	.329
May 01	at Baylor	*dh	5	1	2	2	0	0	1	0	0	0	0	0	0	0	0	0	0	0	.331
May 03	at Abilene Christian	*dh	6	0	1	1	0	0	0	0	0	0	0	0	0	1	1	0	0	0	.326
May 13	at Oklahoma State	*dh	3	0	0	0	0	0	0	2	0	0	0	0	0	0	2	0	0	0	.320
May 14	at Oklahoma State	*dh	4	1	0	1	0	0	0	1	0	0	0	0	0	0	0	0	0	0	.313
May 15	at Oklahoma State	*dh	4	1	1	0	0	0	0	1	0	0	0	0	0	0	1	0	0	0	.312
May 19	OKLAHOMA	*dh	5	2	3	3	0	0	1	0	0	0	0	0	0	0	0	0	0	0	.319
May 20	OKLAHOMA	*dh	4	0	2	1	0	0	0	0	0	0	1	0	0	0	1	0	0	0	.323
May 21	OKLAHOMA	*dh	3	1	1	1	0	0	0	1	0	0	0	0	0	0	0	0	0	0	.323
Totals			47gs	198	35	64	56	13	0	8	14	0	0	3	1	1	6	21	5	0	.323

On base pct. .375 • Slugging pct. .510



11

ANDREW DEVINE

RIGHT-HANDED PITCHER

Sophomore | 3rd Yr. | R/R | 5-10 | 155

Simi Valley, CA | Simi Valley HS

CAREER HIGHS

Runs scored: 1, at Kansas, Apr 02, 2022

Innings pitched: 4.0, Stephen F. Austin, Mar 29, 2022

Walks allowed: 5, vs Oklahoma, Apr 12, 2022

Strikeouts: 5, Stephen F. Austin, Mar 29, 2022

PERSONAL: Born in Tarzana, California... son of Jenalle and Drew Devine... brother to Devin and Ean Devine... University Studies major.

2022 Game-By-Game Stats

#11 Andrew Devine - 5 games (All games)

Date	Opponent	Pos	AB	R	H	RBI	2B	3B	HR	BB	SB	CS	HBP	SAC	SF	GDP	K	PO	A	E	Avg
Mar 16	NEW MEXICO	of	0	0	0	0	0	0	0	0	0	0	0	0	0	0	0	0	0	0	.000
Apr 02	at Kansas	pr/of	0	1	0	0	0	0	0	0	0	0	0	0	0	0	0	0	0	0	.000
Apr 03	at Kansas	of	0	0	0	0	0	0	0	0	0	0	0	0	0	0	0	1	0	0	.000
Apr 06	at Grand Canyon	*p	0	0	0	0	0	0	0	0	0	0	0	0	0	0	0	0	1	0	.000
Apr 26	ABILENE CHRISTI	p	0	0	0	0	0	0	0	0	0	0	0	0	0	0	0	0	1	0	.000
Totals		1gs	0	1	0	0	0	0	0	0	0	0	0	0	0	0	0	1	2	0	.000

On base pct. .000 • Slugging pct. .000

#11 Andrew Devine - 12 appearances (All games)

Date	Opponent	GS	IP	H	R	ER	BB	SO	2B	3B	HR	WP	BK	HBP	IBB	Score	W-L	Sv	ERA	NP
Feb 20	vs Arizona		0.1	3	3	3	0	1	1	0	1	1	0	0	0	2-13	0-0	0	81.00	12
Mar 04	MERRIMACK		0.2	0	0	0	3	1	0	0	0	0	0	0	0	17-1	0-0	0	27.00	21
Mar 15	NEW MEXICO		1.0	2	2	0	0	1	0	0	0	0	0	0	0	28-2	0-0	0	13.50	18
Mar 29	STEPHEN F. AUS	*	4.0	2	1	1	1	5	1	0	1	0	0	2	0	19-1	1-0	0	6.00	73
Apr 06	at Grand Canyon	*	3.0	3	3	3	0	2	1	1	1	0	0	0	0	7-8	1-1	0	7.00	40
Apr 12	vs Oklahoma	*	3.0	3	0	0	5	3	0	0	0	1	0	0	0	9-14	1-1	0	5.25	70
Apr 19	at New Mexico	*	1.0	1	0	0	0	1	0	0	0	0	0	0	0	10-11	1-1	0	4.85	17
Apr 26	ABILENE CHRISTI		2.1	3	1	1	1	3	2	0	0	0	0	1	0	5-8	1-1	0	4.70	46
May 03	at Abilene Christian		1.0	2	3	3	1	1	0	0	1	0	0	0	0	16-12	2-1	0	6.06	26
May 13	at Oklahoma State		0.1	0	0	0	0	0	0	0	0	0	0	0	0	7-6	2-1	1	5.94	4
May 14	at Oklahoma State		1.0	0	0	0	0	1	0	0	0	0	0	0	0	9-3	2-1	1	5.60	15
May 20	OKLAHOMA		1.0	0	0	0	2	2	0	0	0	0	0	1	0	6-9	2-1	1	5.30	25
Totals		4	18.2	19	13	11	13	21	5	1	4	2	0	4	0	135-88	2-1	1	5.30	-

Career Stats

Year	era	w-l	app	gs	cg	sho	sv	ip	h	r	er	bb	so	2b	3b	hr	bf	bavg	wp	hbp	bk	sfa	sha
2020	1.23	1-0	6	0	0	0/0	1	7.1	4	1	1	2	10	0	0	1	27	.160	0	0	0	0	0
2021	12.00	1-1	17	0	0	0/0	0	15.0	17	22	20	21	23	1	0	1	92	.274	3	8	0	1	0
2022	5.30	2-1	12	4	0	0/0	1	18.2	19	13	11	13	21	5	1	4	91	.268	2	4	0	1	2
TOTAL	7.02	4-2	35	4	0	0/0	2	41.0	40	36	32	36	54	6	1	6	210	.253	5	12	0	2	2



13

TREVOR CONLEY

CATCHER

Freshman | 1st Yr. | L/R | 5-10 | 195

Mt. Carmel, OH | West Clermont HS

CAREER HIGHS

Hits: 1, at Kansas, Apr 02, 2022

Total bases: 1, at Kansas, Apr 02, 2022

RBI: 2, at Kansas, Apr 02, 2022

Runs scored: 2, Merrimack, Mar 05, 2022

Walks: 1, vs Arizona, Feb 20, 2022 ; Merrimack, Mar 05, 2022 ; vs Mississippi State, Mar 09, 2022

PERSONAL: Born in Dayton, Ohio ... son of Brian and Rose Conley ... brother of Cal Conley ... Cal played at Tech before getting drafted to the Braves in the fourth round of the 2021 MLB Draft ... his father Brian was also an MLB draft choice and spent a few years in the Reds and Cubs organizations ... Explore Business & Industry major.

2022 Game-By-Game Stats

#13 Trevor Conley - 11 games (All games)

Date	Opponent	Pos	AB	R	H	RBI	2B	3B	HR	BB	SB	CS	HBP	SAC	SF	GDP	K	PO	A	E	Avg
Feb 20	vs Arizona	c	0	0	0	0	0	0	0	1	0	0	0	0	0	0	0	4	0	0	.000
Mar 04	MERRIMACK	c	2	0	0	0	0	0	0	0	0	0	0	0	0	0	0	3	0	0	.000
Mar 05	MERRIMACK-1	c	1	2	0	0	0	0	0	1	0	0	0	0	0	0	0	1	0	0	.000
Mar 09	vs Mississippi Stat	*c	3	1	0	0	0	0	0	1	0	0	0	1	0	0	0	7	1	1	.000
Mar 12	at Rice	*c	1	0	0	0	0	0	0	0	0	0	0	0	0	0	1	6	0	2	.000
Mar 29	STEPHEN F. AUS	c	0	0	0	0	0	0	0	0	0	0	0	0	0	0	0	2	1	0	.000
Mar 30	STEPHEN F. AUS	c	0	0	0	0	0	0	0	0	0	0	0	0	0	0	0	1	0	0	.000
Apr 02	at Kansas	pr/c	3	1	1	2	0	0	0	0	0	0	0	0	0	0	0	4	0	0	.100
Apr 06	at Grand Canyon	*c	3	1	0	0	0	0	0	0	0	0	0	1	0	0	1	7	1	1	.077
Apr 09	KANSAS STATE	c	0	0	0	0	0	0	0	0	0	0	0	0	0	0	0	0	0	0	.077
Apr 15	at TCU	ph	1	0	0	0	0	0	0	0	0	0	0	0	0	0	0	0	0	0	.071
Totals		3gs	14	5	1	2	0	0	0	3	0	0	0	2	0	0	2	35	3	4	.071

On base pct. .235 • Slugging pct. .071



14

COOPER SWANSON

OUTFIELD

Senior | 5th Yr. (1st at Tech) | R/R | 6-0 | 205

Fort Myers, FL | Canterbury HS | Florida State

CAREER HIGHS

Hits: 1, vs Michigan, Feb 18, 2022 ; Merrimack, Mar 04, 2022

Doubles: 1, Merrimack, Mar 04, 2022

Total bases: 2, Merrimack, Mar 04, 2022

RBI: 2, Merrimack, Mar 04, 2022

Runs scored: 1, vs Michigan, Feb 18, 2022 ; Merrimack, Mar 04, 2022 ; vs Mississippi State, Mar 09, 2022

Walks: 2, Merrimack, Mar 04, 2022

PERSONAL: Born Dec. 17 in Fort Myers, Florida... son of Duane and Jill Swanson... brother to Carson and Chandler Swanson ... Father played baseball at University of Central Florida ... University Studies major.

2022 Game-By-Game Stats

#14 Cooper Swanson - 10 games (All games)

Date	Opponent	Pos	AB	R	H	RBI	2B	3B	HR	BB	SB	CS	HBP	SAC	SF	GDP	K	PO	A	E	Avg
Feb 18	vs Michigan	*of/of	5	1	1	0	0	0	0	0	0	0	0	0	0	0	3	0	0	1	.200
Feb 19	vs Auburn	*of	3	0	0	0	0	0	0	0	0	0	0	0	0	0	2	1	0	0	.125
Mar 04	MERRIMACK	ph/of	1	1	1	2	1	0	0	2	0	0	0	0	0	0	0	0	0	0	.222
Mar 05	MERRIMACK-1	of	1	0	0	0	0	0	0	1	0	0	0	0	0	0	0	1	0	0	.200
Mar 08	vs Mississippi Stat	ph	1	0	0	0	0	0	0	0	0	0	0	0	0	0	1	0	0	0	.182
Mar 09	vs Mississippi Stat	pr	0	1	0	0	0	0	0	0	0	0	0	0	0	0	0	0	0	0	.182
Mar 15	NEW MEXICO	of	3	0	0	0	0	0	0	0	0	0	0	0	0	0	1	1	0	0	.143
Mar 16	NEW MEXICO	*of	1	0	0	0	0	0	0	1	0	0	0	0	0	0	1	2	0	0	.133
Mar 22	CALIFORNIA BAP	ph/of	1	0	0	0	0	0	0	0	0	0	0	0	0	0	1	0	0	0	.125
Apr 12	vs Oklahoma	pr/of	0	0	0	0	0	0	0	0	0	0	0	0	0	0	0	0	0	0	.125
Totals		3gs	16	3	2	2	1	0	0	4	0	0	0	0	0	0	9	5	0	1	.125

On base pct. .300 • Slugging pct. .188



15

PARKER KELLY

INFIELD

Senior | 5th Yr. | R/R | 6-3 | 220

Wichita Falls, TX | Rider HS

CAREER HIGHS

Hits: 4, at Abilene Christian, May 03, 2022

Doubles: 2, 5 times

Triples: 1, Baylor, Apr 24, 2021 ; Stephen F. Austin, Mar 29, 2022 ; Oklahoma, May 19, 2022

Home runs: 3, Merrimack, Mar 05, 2022

Total bases: 12, Merrimack, Mar 05, 2022

RBI: 9, Merrimack, Mar 05, 2022

Runs scored: 4, at Kansas, Apr 02, 2022

Walks: 3, at Kansas, Apr 02, 2022 ; Merrimack, Mar 04, 2022

Hit by pitch: 1, 11 times

PERSONAL: Born in Wichita Falls, Texas ... son of John and Robbie Kelly ... brother to Makenzie ... graduate student with a BA in Sport Management ... currently pursuing an MBA in General Business.

2022 HONORS:

- Big 12 Player of the Week (March 7)

- Big 12 Honorable Mention (May 24)

2022 Game-By-Game Stats

#15 Parker Kelly - 53 games (All games)

Date	Opponent	Pos	AB	R	H	RBI	2B	3B	HR	BB	SB	CS	HBP	SAC	SF	GDP	K	PO	A	E	Avg	
Feb 19	vs Auburn	*3b	0	0	0	0	0	0	0	1	0	0	0	0	0	0	0	0	2	0	.000	
Feb 20	vs Arizona	*3b	3	0	1	0	0	0	0	0	0	0	0	0	0	0	0	0	1	0	.333	
Feb 22	DALLAS BAPTIST	*3b	3	2	1	0	0	0	0	0	0	0	1	0	0	0	1	0	2	0	.333	
Feb 26	KENT STATE	*3b	3	0	0	1	0	0	0	0	0	0	1	0	0	0	2	0	1	0	.222	
Feb 27	KENT STATE-1	*3b	3	0	1	0	0	0	0	1	0	0	0	0	0	0	1	0	1	0	.250	
Feb 27	KENT STATE-2	*3b	4	1	2	0	0	0	0	0	1	0	0	0	0	0	2	0	0	0	.312	
Mar 01	at Dallas Baptist	*3b	4	0	0	0	0	0	0	0	0	0	0	0	0	0	2	4	1	0	.250	
Mar 04	MERRIMACK	*3b	2	2	1	2	0	0	0	3	0	0	0	0	0	0	0	2	1	0	.273	
Mar 05	MERRIMACK-1	*3b	6	3	3	9	0	0	3	0	0	0	0	0	0	0	0	1	1	0	.321	
Mar 05	MERRIMACK-2	*3b	5	1	3	2	1	0	0	0	0	0	0	0	0	0	1	1	4	0	.364	
Mar 06	MERRIMACK	*3b	2	2	1	0	0	0	0	2	1	0	1	0	0	0	0	0	5	1	.371	
Mar 08	vs Mississippi Stat	*3b	3	1	1	1	0	0	1	1	1	0	0	0	0	0	1	0	0	0	.368	
Mar 09	vs Mississippi Stat	*3b	4	1	3	4	0	0	1	0	0	0	0	0	0	0	0	2	2	0	.405	
Mar 11	at Rice	*3b	4	1	1	2	0	0	1	0	0	0	0	1	0	0	2	2	0	0	.391	
Mar 12	at Rice	*3b	4	0	1	1	1	0	0	0	0	0	0	0	0	0	3	0	1	0	.380	
Mar 13	at Rice	*3b	5	0	1	0	1	0	0	0	0	0	0	0	0	0	1	0	2	1	.364	
Mar 15	NEW MEXICO	*3b	3	2	2	2	0	0	0	1	0	0	0	0	0	0	1	0	1	0	.379	
Mar 16	NEW MEXICO	*3b	4	2	1	2	0	0	0	1	0	0	0	0	0	0	1	2	3	0	.371	
Mar 19	at IOWA	*3b	4	1	0	0	0	0	0	1	0	0	0	0	0	0	4	0	2	0	.348	
Mar 20	at IOWA	*3b	3	0	0	0	0	0	0	0	0	0	0	0	0	0	3	1	5	0	.333	
Mar 22	CALIFORNIA BAP	*3b	3	0	0	1	0	0	0	0	0	0	0	0	1	0	2	1	4	1	.319	
Mar 25	TEXAS	*3b	4	0	0	0	0	0	0	0	0	0	0	0	0	0	3	0	4	0	.303	
Mar 26	TEXAS	*3b	4	2	2	2	2	0	0	1	0	0	0	0	0	1	1	2	1	0	.312	
Mar 27	TEXAS	*3b	2	0	0	0	0	0	0	1	0	0	0	0	0	0	1	0	2	0	.305	
Mar 29	STEPHEN F. AUS	*3b	4	1	2	0	0	1	0	1	0	0	0	0	0	0	1	0	4	0	.314	
Mar 30	STEPHEN F. AUS	*3b	4	2	2	2	0	0	1	0	0	0	0	0	0	0	0	0	1	0	.322	
Apr 01	at Kansas	*3b	4	1	2	0	1	0	0	0	0	0	0	0	0	0	0	1	4	0	.330	
Apr 02	at Kansas	*3b	4	4	1	3	0	0	1	3	0	0	0	0	0	0	0	0	1	0	.327	
Apr 03	at Kansas	*3b	4	0	0	0	0	0	0	0	0	0	0	0	0	0	2	0	0	0	.314	
Apr 05	at Grand Canyon	*3b	3	0	1	0	1	0	0	1	0	0	0	0	0	0	1	2	2	0	.314	
Apr 06	at Grand Canyon	*3b	5	0	2	0	0	0	0	0	1	0	0	0	0	0	2	1	1	0	.318	
Apr 08	KANSAS STATE	*3b	4	0	0	0	0	0	0	0	0	0	0	0	0	0	1	0	2	0	.307	
Apr 09	KANSAS STATE	*3b	4	1	1	1	1	0	0	1	0	0	0	0	0	0	0	0	1	0	.305	
Apr 10	KANSAS STATE	*3b	4	1	1	0	1	0	0	0	0	0	0	0	0	1	1	0	2	0	.303	
Apr 12	vs Oklahoma	*3b	4	0	0	0	0	0	0	0	0	0	0	0	0	0	2	1	2	1	.294	
Apr 14	at TCU	*3b	4	0	1	1	0	0	0	0	0	0	0	0	0	0	0	1	0	0	.292	
Apr 15	at TCU	*3b	3	0	2	0	0	0	0	1	0	0	0	0	0	0	0	0	1	1	.301	
Apr 16	at TCU	*3b	4	2	1	0	0	0	0	0	0	0	0	0	0	0	2	0	1	0	.299	
Apr 19	at New Mexico	*3b	5	0	1	1	1	0	0	0	0	0	0	0	0	0	2	0	1	0	.296	
Apr 23	WEST VIRGINIA-1	*3b	4	0	0	0	0	0	0	0	0	0	0	0	0	0	0	0	1	0	.288	
Apr 23	WEST VIRGINIA-2	*3b	5	0	2	1	2	0	0	0	0	0	0	0	0	1	1	1	0	0	.291	
Apr 24	WEST VIRGINIA	*3b	3	0	2	1	1	0	0	1	0	0	0	0	0	0	0	0	2	0	.299	
Apr 26	ABILENE CHRISTI	*3b	4	0	0	0	0	0	0	0	0	0	0	0	0	0	1	1	2	0	.291	
Apr 29	at Baylor	*3b	4	0	0	0	0	0	0	0	0	0	0	0	0	0	1	1	1	0	.284	
Apr 30	at Baylor	*3b	5	1	2	2	2	0	0	0	0	0	0	0	0	0	0	1	0	0	.287	
May 01	at Baylor	*3b	4	1	1	0	0	0	0	0	0	0	1	0	0	0	0	0	0	0	.287	
May 03	at Abilene Christian	*3b	5	3	4	3	2	0	1	1	0	0	0	0	0	0	1	0	2	0	.301	
May 13	at Oklahoma State	*3b	3	1	0	0	0	0	0	2	0	0	0	0	0	0	1	0	3	0	.296	
May 14	at Oklahoma State	*3b	3	1	1	0	0	0	0	2	0	0	0	0	0	0	1	0	2	0	.297	
May 15	at Oklahoma State	*3b	3	0	0	0	0	0	0	1	0	0	0	0	0	0	1	0	0	0	.292	
May 19	OKLAHOMA	*3b	5	0	1	0	0	1	0	0	0	0	0	0	0	0	1	0	2	0	.289	
May 20	OKLAHOMA	*3b	3	0	0	0	0	0	0	1	0	0	0	0	0	0	0	1	3	0	.285	
May 21	OKLAHOMA	*3b	3	1	2	3	1	0	1	0	0	0	1	0	0	0	0	1	0	0	.291	
Totals			52gs	196	41	57	47	18	2	10	28	4	0	5	1	1	3	54	30	87	5	.291

On base pct. .391 • Slugging pct. .556

Career Stats

Year	avg	gp-gs	ab	r	h	2b	3b	hr	rbi	tb	slg%	bb	hbp	so	gdp	ob%	sf	sh	sb-att	po	a	e	fld%
2018	.083	8-1	12	1	1	0	0	0	0	1	.083	0	0	6	0	.083	0	0	0-0	13	2	1	.938
2019	.200	35-23	85	12	17	6	0	1	4	26	.306	6	3	35	3	.277	0	1	0-0	17	44	3	.953
2020	.429	13-3	21	8	9	1	0	1	3	13	.619	1	0	3	0	.455	0	0	0-0	4	10	0	1.000
2021	.194	53-41	129	23	25	4	1	0	10	31	.240	25	3	46	4	.333	2	0	0-0	29	87	8	.935
2022	.291	53-52	196	41	57	18	2	10	47	109	.556	28	5	54	3	.391	1	1	4-4	30	87	5	.959
TOTAL	.246	162-120	443	85	109	29	3	12	64	180	.406	60	11	144	10	.348	3	2	4-4	93	230	17	.950



18

COLE STILWELL

CATCHER/INFIELD

Junior | 4th Yr. | R/R | 6-1 | 215

Rockwall, TX | Heath HS

CAREER HIGHS

Hits: 3, 12 times

Doubles: 2, 4 times

Triples: 1, 4 times

Home runs: 2, vs Oklahoma, May 04, 2021 ; at New Mexico, Apr 02, 2019

Total bases: 9, vs Oklahoma, May 04, 2021

RBI: 4, 4 times

Runs scored: 4, Stephen F. Austin, Mar 30, 2022

Walks: 3, 6 times

Hit by pitch: 2, Houston Baptist, Feb 15, 2020 ; vs Mississippi State, Feb 22, 2021 ; Oklahoma State, Apr 28, 2019

PERSONAL: Born in Dallas, Texas ... son of Jason and Caren Stilwell ... father played at Hill Junior College ... University Studies major.

2022 HONORS:

- Second-Team All-Big 12 (May 24)

2022 Game-By-Game Stats

#18 Cole Stilwell - 53 games (All games)

Date	Opponent	Pos	AB	R	H	RBI	2B	3B	HR	BB	SB	CS	HBP	SAC	SF	GDP	K	PO	A	E	Avg	
Feb 18	vs Michigan	*1b	4	1	0	0	0	0	0	0	0	0	0	1	0	0	0	1	9	0	0	.000
Feb 19	vs Auburn	*1b	3	0	0	0	0	0	0	0	0	0	0	1	0	0	0	10	0	0	0	.000
Feb 20	vs Arizona	*1b	4	0	0	1	0	0	0	0	0	0	0	0	0	0	0	1	6	0	0	.000
Feb 22	DALLAS BAPTIST	*1b	4	1	2	2	1	0	0	1	0	0	0	0	0	0	0	4	1	0	0	.133
Feb 26	KENT STATE	*1b	4	0	0	0	0	0	0	1	0	0	0	0	0	0	2	3	0	0	.105	
Feb 27	KENT STATE-1	*c	5	1	1	0	1	0	0	0	0	0	0	0	0	0	1	11	2	1	.125	
Feb 27	KENT STATE-2	*1b	3	1	1	0	0	0	0	1	0	0	0	0	0	0	0	6	0	0	0	.148
Mar 01	at Dallas Baptist	*1b	4	0	0	0	0	0	0	1	0	0	0	0	0	0	2	8	0	0	.129	
Mar 04	MERRIMACK	*1b	3	1	1	2	0	0	0	1	0	0	0	0	2	0	0	9	0	0	0	.147
Mar 05	MERRIMACK-1	*c/1b	4	1	1	1	0	0	0	3	0	0	0	0	0	0	0	13	2	0	0	.158
Mar 05	MERRIMACK-2	*1b	6	2	2	1	0	0	0	0	0	0	0	0	0	0	2	9	0	0	.182	
Mar 06	MERRIMACK	*1b	4	1	2	2	0	0	0	0	0	0	1	0	0	0	0	11	0	0	0	.208
Mar 08	vs Mississippi Stat	*1b	3	1	1	0	0	0	0	1	0	0	0	0	0	0	1	3	0	0	0	.216
Mar 09	vs Mississippi Stat	*1b	5	1	2	0	0	0	0	0	0	0	0	0	0	0	1	10	0	0	0	.232
Mar 11	at Rice	*1b	3	2	0	0	0	0	0	3	0	0	0	0	0	0	0	6	0	0	0	.220
Mar 12	at Rice	*1b/c	4	1	1	0	0	0	0	0	0	0	0	0	0	0	0	11	0	0	0	.222
Mar 13	at Rice	*1b	5	0	2	2	1	0	0	0	0	0	0	0	0	0	1	7	1	0	0	.235
Mar 15	NEW MEXICO	*1b	6	2	3	1	0	0	0	0	0	0	0	0	0	0	0	6	0	0	0	.257
Mar 16	NEW MEXICO	*1b	4	1	0	0	0	0	0	1	0	0	0	0	0	0	0	7	0	0	0	.244
Mar 19	at IOWA	*c	3	3	2	3	1	0	1	1	0	0	0	0	1	0	0	14	1	0	0	.259
Mar 20	at IOWA	*c	3	1	0	0	0	0	0	0	0	0	1	0	0	0	2	8	1	1	.250	
Mar 22	CALIFORNIA BAP	*1b	5	2	3	2	0	1	1	0	0	0	0	0	0	0	0	9	0	0	0	.270
Mar 25	TEXAS	*1b	4	0	0	0	0	0	0	0	0	0	0	0	0	0	0	10	1	0	0	.258
Mar 26	TEXAS	*c	5	2	3	2	0	0	0	1	0	0	0	0	0	0	0	12	2	0	0	.276
Mar 27	TEXAS	*1b	4	0	1	0	0	0	0	0	0	0	0	0	0	0	0	10	0	0	0	.275
Mar 29	STEPHEN F. AUS	*1b	5	2	2	1	1	1	0	0	0	0	0	0	1	0	0	12	0	0	0	.280
Mar 30	STEPHEN F. AUS	*c	2	4	2	0	0	0	0	3	0	0	0	0	0	0	0	8	0	0	0	.294
Apr 01	at Kansas	*1b	3	2	2	2	1	0	1	1	0	0	0	0	1	1	0	8	0	0	0	.304
Apr 02	at Kansas	*c	5	0	1	1	0	0	0	0	0	0	0	0	0	0	0	8	0	0	0	.299
Apr 03	at Kansas	*1b	4	0	1	0	0	0	0	1	0	0	0	0	0	0	2	10	0	0	0	.298
Apr 05	at Grand Canyon	*c	5	0	2	0	0	0	0	0	0	0	0	0	0	1	1	4	0	0	0	.302
Apr 08	KANSAS STATE	*1b	4	2	2	1	0	0	1	0	0	0	0	0	0	0	1	7	0	0	0	.308
Apr 09	KANSAS STATE	*c	4	3	2	0	1	0	0	1	0	0	0	0	0	0	0	12	1	0	0	.313
Apr 10	KANSAS STATE	*c	4	1	3	1	0	0	0	1	0	0	0	0	0	0	1	11	1	0	0	.326
Apr 12	vs Oklahoma	*1b	5	2	2	2	1	0	0	0	0	0	0	0	0	0	1	7	0	0	0	.329
Apr 14	at TCU	*1b	3	0	0	0	0	0	0	1	1	0	0	0	0	0	1	9	0	0	0	.322
Apr 15	at TCU	*c	4	1	0	0	0	0	0	0	0	0	1	0	0	0	3	8	1	0	.313	
Apr 16	at TCU	*1b	5	0	0	0	0	0	0	0	0	0	0	0	0	0	0	9	0	0	0	.303
Apr 19	at New Mexico	*c	5	1	1	0	1	0	0	0	0	0	0	0	0	1	0	6	1	0	0	.300
Apr 23	WEST VIRGINIA-1	*1b	5	0	0	0	0	0	0	0	0	0	0	0	0	0	2	15	1	1	0	.291
Apr 23	WEST VIRGINIA-2	*c	5	1	3	3	2	0	0	1	0	0	0	0	0	0	0	7	2	0	0	.300
Apr 24	WEST VIRGINIA	*1b	4	1	2	3	1	0	1	0	0	0	0	0	1	0	0	8	0	0	0	.305
Apr 26	ABILENE CHRISTI	*1b	4	1	1	0	0	0	0	1	0	0	0	0	0	0	1	7	0	0	0	.303
Apr 29	at Baylor	*1b	5	2	2	0	0	0	0	0	0	0	0	0	0	0	1	6	1	0	0	.306
Apr 30	at Baylor	*c	5	1	1	2	1	0	0	0	0	0	0	0	0	1	0	7	0	0	0	.303
May 01	at Baylor	*1b	4	1	2	2	0	0	1	0	0	0	1	0	0	0	0	7	1	0	0	.307
May 03	at Abilene Christian	*1b	4	2	2	2	0	0	1	2	0	0	0	0	0	0	1	8	0	0	0	.311
May 13	at Oklahoma State	*1b	2	1	2	4	0	0	1	3	0	0	0	0	0	0	0	12	1	0	0	.318
May 14	at Oklahoma State	*c	4	0	1	1	1	0	0	0	0	0	1	0	0	0	1	8	1	0	0	.317
May 15	at Oklahoma State	*1b	4	0	1	0	0	0	0	1	0	0	0	0	0	0	1	4	0	0	0	.316
May 19	OKLAHOMA	*1b	5	2	3	1	2	0	0	0	0	0	0	0	0	1	0	7	0	1	0	.322
May 20	OKLAHOMA	*c	5	2	2	3	0	0	0	0	0	0	0	0	0	0	2	10	1	0	0	.324
May 21	OKLAHOMA	*1b	1	1	0	1	0	0	0	2	0	0	1	0	1	0	0	3	0	0	0	.323
Totals		53gs	217	58	70	49	16	2	9	33	1	0	8	0	7	5	33	440	23	4		.323

On base pct. .419 • Slugging pct. .539

Career Stats

Year	avg	gp-gs	ab	r	h	2b	3b	hr	rbi	tb	slg%	bb	hbp	so	gdp	ob%	sf	sh	sb-att	po	a	e	fld%
2019	.268	42-32	123	23	33	6	1	3	22	50	.407	24	5	29	1	.408	0	1	1-1	26	4	0	1.000
2020	.345	17-16	55	15	19	6	0	2	18	31	.564	14	3	10	2	.500	0	0	0-2	112	12	2	.984
2021	.288	48-41	146	29	42	12	1	8	33	80	.548	30	6	30	1	.422	3	0	0-0	196	10	2	.990
2022	.323	53-53	217	58	70	16	2	9	49	117	.539	33	8	33	5	.419	7	0	1-1	440	23	4	.991
TOTAL	.303	160-142	541	125	164	40	4	22	122	278	.514	101	22	102	9	.426	10	1	2-4	774	49	8	.990



19

EASTON MURRELL

INFIELD/OUTFIELD

Senior | 5th Yr. (4th at Tech) | L/R | 6-0 | 210

Prosper, TX | Prosper HS | Arkansas

CAREER HIGHS

Hits: 3, 4 times

Doubles: 2, Baylor, Apr 23, 2021; Texas Southern, Mar 03, 2021

Triples: 1, at Kansas, Apr 02, 2022; TCU, Apr 10, 2021; at West Virginia, Apr 18, 2021

Home runs: 2, at Grand Canyon, Apr 05, 2022; Stephen F. Austin, Apr 14, 2021

Total bases: 8, at Grand Canyon, Apr 05, 2022; Stephen F. Austin, Apr 14, 2021

RBI: 4, at Kansas, Apr 02, 2022

Runs scored: 3, at Iowa, Mar 19, 2022; Stephen F. Austin, Apr 14, 2021; vs Baylor, May 26, 2021

Walks: 3, 4 times

Hit by pitch: 2, 8 times

PERSONAL: Born in Plano, Texas ... son to Rod and Kati Murrell ... brother to Hadley and Gunner ... father spent five years in the New York Mets organization ... postgraduate student with a BA in Communication Studies.

2022 HONORS:

- CoSIDA First-Team All-District (May 12)

- Second-Team All-Big 12 (May 24)

2022 Game-By-Game Stats

#19 Easton Murrell - 39 games (All games)

Date	Opponent	Pos	AB	R	H	RBI	2B	3B	HR	BB	SB	CS	HBP	SAC	SF	GDP	K	PO	A	E	Avg
Feb 18	vs Michigan	*3b	3	1	2	0	0	0	0	1	1	0	0	1	0	0	1	0	3	0	.667
Feb 19	vs Auburn	*3b	1	0	0	0	0	0	0	1	0	0	0	0	0	0	0	1	0	0	.500
Mar 04	MERRIMACK	*dh	2	2	1	1	0	0	0	1	0	0	1	0	0	0	1	0	0	0	.500
Mar 05	MERRIMACK-1	*dh	2	1	1	0	0	0	0	1	0	0	1	0	0	0	0	0	0	0	.500
Mar 05	MERRIMACK-2	*dh	2	0	1	0	0	0	0	0	0	0	0	0	0	0	1	0	0	0	.500
Mar 15	NEW MEXICO	ph/d	2	1	1	0	0	0	0	0	0	0	1	0	0	0	0	0	0	0	.500
Mar 16	NEW MEXICO	ph	0	0	0	0	0	0	0	1	0	0	0	0	0	0	0	0	0	0	.500
Mar 19	at Iowa	*of	1	3	1	1	0	0	1	2	0	0	0	0	0	0	0	0	0	0	.538
Mar 20	at Iowa	*of	3	0	0	0	0	0	0	1	0	0	0	0	0	0	1	0	0	0	.438
Mar 22	CALIFORNIA BAP	*of	3	1	1	1	0	0	0	1	0	0	0	0	0	0	1	1	0	0	.421
Mar 25	TEXAS	*of	4	1	1	1	0	0	1	0	0	0	0	0	0	0	2	3	0	0	.391
Mar 26	TEXAS	*of	4	2	2	3	1	0	1	0	0	0	2	0	0	0	2	2	0	0	.407
Mar 27	TEXAS	*of	4	1	3	0	1	0	0	0	0	0	0	0	0	0	0	1	0	0	.452
Mar 29	STEPHEN F. AUS	*of	5	2	2	1	1	0	1	0	0	0	0	0	0	0	0	0	0	0	.444
Mar 30	STEPHEN F. AUS	*of	3	1	0	0	0	0	0	0	0	0	1	0	0	0	0	0	0	0	.410
Apr 01	at Kansas	*of	4	1	0	0	0	0	0	0	0	0	1	0	0	0	1	2	0	0	.372
Apr 02	at Kansas	*of	5	1	3	4	1	1	0	0	0	0	0	0	0	0	0	0	0	0	.396
Apr 03	at Kansas	*of	2	2	1	0	0	0	0	2	0	0	1	0	0	0	0	2	0	0	.400
Apr 05	at Grand Canyon	*of	4	2	2	2	0	0	2	1	0	0	0	0	0	0	1	3	0	1	.407
Apr 06	at Grand Canyon	*of	2	2	1	0	0	0	0	2	0	0	1	0	0	0	1	2	0	0	.411
Apr 12	vs Oklahoma	ph	1	0	1	1	1	0	0	0	0	0	0	0	0	0	0	0	0	0	.421
Apr 14	at TCU	*of	4	1	1	2	0	0	1	0	0	0	0	0	0	0	0	3	0	0	.410
Apr 15	at TCU	*of	3	0	0	0	0	0	0	0	0	0	2	0	0	0	2	1	0	0	.391
Apr 16	at TCU	*of	3	0	0	1	0	0	0	0	0	0	2	0	0	0	1	6	0	0	.373
Apr 19	at New Mexico	*of	2	2	0	0	0	0	0	2	0	0	1	0	0	0	1	0	0	0	.362
Apr 23	WEST VIRGINIA-1	*of	3	2	3	1	0	0	1	2	0	0	0	0	0	0	0	1	0	0	.389
Apr 23	WEST VIRGINIA-2	*of	4	0	1	0	0	0	0	0	0	0	2	0	0	0	1	3	1	0	.382
Apr 24	WEST VIRGINIA	*of	4	2	2	0	0	0	0	0	0	0	0	0	0	0	1	1	0	0	.387
Apr 26	ABILENE CHRISTI	*of	3	1	1	1	0	0	0	0	0	0	1	0	0	0	1	2	0	0	.386
Apr 29	at Baylor	*of	5	0	0	0	0	0	0	0	0	0	0	0	0	0	5	0	0	0	.364
Apr 30	at Baylor	*of	3	1	0	0	0	0	0	0	0	0	2	0	0	0	0	1	0	0	.352
May 01	at Baylor	*of	5	1	1	0	0	0	0	1	0	0	0	0	0	0	1	0	1	0	.344
May 03	at Abilene Christian	*of	4	1	0	0	0	0	0	1	0	0	1	0	0	0	1	4	0	0	.330
May 13	at Oklahoma State	*of	4	1	0	0	0	0	0	0	0	0	1	0	0	0	1	2	0	0	.317
May 14	at Oklahoma State	*of	4	1	1	0	1	0	0	1	0	0	0	0	0	0	2	1	0	0	.315
May 15	at Oklahoma State	*of	5	1	2	0	0	0	0	0	0	0	0	0	0	0	1	2	0	0	.319
May 19	OKLAHOMA	*of	3	1	1	1	0	0	1	0	0	0	2	0	0	0	0	4	0	0	.319
May 20	OKLAHOMA	*of	4	1	1	0	1	0	0	1	0	0	0	0	0	0	3	0	1	0	.317
May 21	OKLAHOMA	*of	3	2	2	0	1	0	0	1	0	1	1	0	0	0	1	4	0	0	.325
Totals		36gs	123	42	40	21	8	1	9	23	1	1	25	0	0	0	34	52	6	1	.325

On base pct. .515 • Slugging pct. .626

Career Stats

Year	avg	gp-gs	ab	r	h	2b	3b	hr	rbi	tb	slg%	bb	hbp	so	gdp	ob%	sf	sh	sb-att	po	a	e	fld%
2019	.262	26-12	42	8	11	2	0	1	3	16	.381	10	3	12	0	.436	0	1	0-0	7	22	5	.853
2021	.250	48-45	144	37	36	8	2	4	20	60	.417	42	9	44	5	.442	2	3	2-3	59	4	2	.969
2022	.325	39-36	123	42	40	8	1	9	21	77	.626	23	25	34	0	.515	0	0	1-2	52	6	1	.983
TOTAL	.282	113-93	309	87	87	18	3	14	44	153	.495	75	37	90	5	.470	2	4	3-5	118	32	8	.949



20

DALTON PORTER

OUTFIELD

Sophomore | 2nd Yr. (1st at Tech) | L/L | 5-11 | 195

Leander, TX | Rouse HS | Texas

CAREER HIGHS

Hits: 3, Merrimack, Mar 06, 2022

Doubles: 1, 4 times

Home runs: 1, Merrimack, Mar 06, 2022

Total bases: 7, Merrimack, Mar 06, 2022

RBI: 3, Merrimack, Mar 05, 2022

Runs scored: 2, Merrimack, Mar 05, 2022

Walks: 1, 5 times

Hit by pitch: 2, at Kansas, Apr 02, 2022 ; at Rice, Mar 11, 2022

PERSONAL: Born in Austin, Texas ... son of Donald and Shandalyn Porter ... brother to Ashlyn Porter ... Business Marketing major.

2022 Game-By-Game Stats

#20 Dalton Porter - 26 games (All games)

Date	Opponent	Pos	AB	R	H	RBI	2B	3B	HR	BB	SB	CS	HBP	SAC	SF	GDP	K	PO	A	E	Avg
Feb 18	vs Michigan	ph	0	0	0	1	0	0	0	0	0	0	0	0	1	0	0	0	0	0	.000
Feb 19	vs Auburn	ph	1	0	0	0	0	0	0	0	0	0	0	0	0	0	0	0	0	0	.000
Feb 20	vs Arizona	*of	4	0	2	1	0	0	0	0	0	0	0	0	0	0	1	1	0	0	.400
Feb 22	DALLAS BAPTIST	*of	3	0	0	0	0	0	0	1	0	0	0	0	0	0	0	3	0	0	.250
Feb 26	KENT STATE	*of	5	0	0	0	0	0	0	0	0	0	0	0	0	0	1	3	0	0	.154
Feb 27	KENT STATE-1	*of	3	0	2	2	0	0	0	0	0	0	0	0	1	0	0	0	0	0	.250
Feb 27	KENT STATE-2	*of	4	0	0	0	0	0	0	0	0	0	0	0	0	0	2	1	0	0	.200
Mar 01	at Dallas Baptist	*of	3	0	0	1	0	0	0	0	0	0	0	0	1	0	3	2	0	0	.174
Mar 05	MERRIMACK-2	pr/dh	2	2	1	3	0	0	0	0	0	0	0	0	1	0	0	0	0	0	.200
Mar 06	MERRIMACK	*dh	5	1	3	1	1	0	1	0	1	0	0	0	0	0	1	0	0	0	.267
Mar 08	vs Mississippi Stat	*of	4	0	0	0	0	0	0	0	0	0	0	0	0	0	2	2	0	0	.235
Mar 09	vs Mississippi Stat	*of	3	0	0	0	0	0	0	1	0	0	0	0	0	0	1	2	0	1	.216
Mar 11	at Rice	*of	2	1	1	1	1	0	0	1	1	0	2	0	0	0	0	2	0	0	.231
Mar 12	at Rice	*of	4	0	0	0	0	0	0	0	0	0	0	0	0	0	3	2	0	0	.209
Mar 15	NEW MEXICO	pr/of	0	0	0	1	0	0	0	0	0	0	0	0	1	0	0	0	0	0	.209
Mar 16	NEW MEXICO	ph/of	1	0	0	0	0	0	0	0	0	0	0	0	0	0	0	0	0	0	.205
Mar 19	at IOWA	of	2	0	1	0	0	0	0	0	0	0	0	0	0	0	1	0	0	0	.217
Mar 26	TEXAS	pr	0	0	0	0	0	0	0	0	0	0	0	0	0	0	0	0	0	0	.217
Mar 27	TEXAS	pr	0	0	0	0	0	0	0	0	0	0	0	0	0	0	0	0	0	0	.217
Mar 30	STEPHEN F. AUS	of	1	0	0	0	0	0	0	0	0	0	0	0	0	0	0	0	0	0	.213
Apr 02	at Kansas	of	1	0	1	2	1	0	0	0	0	0	2	0	0	0	0	0	0	0	.229
Apr 08	KANSAS STATE	*of	3	0	1	1	1	0	0	1	0	0	0	0	0	0	0	4	0	0	.235
Apr 10	KANSAS STATE	*of	3	1	1	0	0	0	0	1	0	0	0	0	0	0	1	2	0	0	.241
Apr 12	vs Oklahoma	of	0	0	0	0	0	0	0	0	0	0	0	0	0	0	0	0	0	0	.241
Apr 15	at TCU	of	0	0	0	0	0	0	0	0	0	0	0	0	0	0	0	1	0	0	.241
Apr 30	at Baylor	of	0	0	0	0	0	0	0	0	0	0	0	0	0	0	0	1	0	0	.241
Totals		13gs	54	5	13	14	4	0	1	5	2	0	4	0	5	0	16	26	0	1	.241

On base pct. .324 • Slugging pct. .370



21

MASON MOLINA

LEFT-HANDED PITCHER

Freshman | 1st Yr. | R/L | 6-2 | 220

Rancho Santa Margarita, CA | Trabuco Hills HS

CAREER HIGHS

Innings pitched: 5.0, Merrimack, Mar 05, 2022 ; at Iowa, Mar 20, 2022

Walks allowed: 4, Merrimack, Mar 05, 2022

Strikeouts: 8, at Iowa, Mar 20, 2022

Batters faced: 22, Merrimack, Mar 05, 2022

PERSONAL: Born in Irvine, California ... son of Joseph and Dyan Molina ... brother to Logan Molina ... Finance major.

2022 HONORS:

- Big 12 All-Freshman Team (May 24)

2022 Game-By-Game Stats

#21 Mason Molina - 17 appearances (All games)

Date	Opponent	GS	IP	H	R	ER	BB	SO	2B	3B	HR	WP	BK	HBP	IBB	Score	W-L	Sv	ERA	NP
Feb 20	vs Arizona	*	4.0	3	2	2	3	5	2	0	0	0	1	0	0	2-13	0-1	0	4.50	77
Feb 27	KENT STATE-2	*	3.0	1	1	1	3	7	0	0	0	0	0	0	0	7-5	0-1	0	3.86	74
Mar 05	MERRIMACK-2	*	5.0	2	1	1	4	4	1	0	0	1	0	1	0	20-2	1-1	0	3.00	80
Mar 13	at Rice	*	3.0	3	1	1	2	3	1	0	0	0	0	0	0	7-4	1-1	0	3.00	72
Mar 20	at IOWA	*	5.0	1	2	1	2	8	0	0	0	0	0	0	0	3-6	1-2	0	2.70	83
Mar 27	TEXAS	*	4.2	5	3	3	2	4	1	0	2	0	0	0	0	1-12	1-3	0	3.28	77
Apr 03	at Kansas	*	4.0	7	6	6	1	3	2	1	1	0	0	0	0	5-8	1-4	0	4.71	78
Apr 06	at Grand Canyon		1.0	0	0	0	0	1	0	0	0	0	0	0	0	7-8	1-4	0	4.55	13
Apr 10	KANSAS STATE		2.0	3	2	1	2	3	2	0	0	0	0	0	0	7-6	1-4	0	4.55	33
Apr 12	vs Oklahoma		0.1	1	1	1	0	0	0	0	1	0	0	0	0	9-14	1-4	0	4.78	8
Apr 15	at TCU		3.0	1	0	0	0	4	0	0	0	1	0	0	0	3-4	1-4	0	4.37	42
Apr 24	WEST VIRGINIA		3.2	3	1	1	0	2	1	0	0	0	0	1	0	4-15	1-5	0	4.19	42
Apr 29	at Baylor		2.0	0	0	0	1	3	0	0	0	0	0	0	0	7-1	1-5	0	3.98	31
May 03	at Abilene Christian	*	4.0	7	3	3	2	6	5	0	0	0	0	0	0	16-12	1-5	0	4.23	81
May 13	at Oklahoma State		1.0	0	0	0	1	2	0	0	0	0	0	0	0	7-6	1-5	0	4.14	18
May 15	at Oklahoma State		1.1	2	1	1	2	2	1	0	0	0	0	0	0	6-4	1-5	0	4.21	36
May 21	OKLAHOMA		2.0	2	0	0	1	3	0	0	0	1	0	0	0	10-2	1-5	0	4.04	43
Totals		8	49.0	41	24	22	26	60	16	1	4	3	1	2	0	121-12	1-5	0	4.04	-



25

OWEN WASHBURN

RIGHT-HANDED PITCHER/OUTFIELD

Freshman | 1st Yr. | L/R | 6-0 | 205

Webster, WI | Webster HS

CAREER HIGHS

Hits: 3, 4 times

Doubles: 2, at Oklahoma State, May 13, 2022

Triples: 1, vs Mississippi State, Mar 08, 2022; Oklahoma, May 20, 2022

Home runs: 1, 7 times

Total bases: 7, Merrimack, Mar 05, 2022

RBI: 4, at Oklahoma State, May 14, 2022

Runs scored: 4, Merrimack, Mar 05, 2022

Walks: 3, vs Mississippi State, Mar 09, 2022

Hit by pitch: 1, Kent State, Feb 27, 2022; Merrimack, Mar 04, 2022

PERSONAL: Born in California and raised in Webster, Wisconsin ... son of Jarrod and Kerrie Washburn ... brother to Jack and Ava ... father Jarrod Washburn played 12 years in the MLB and mother Kerrie Washburn ran Track & Field in college ... majoring in Sport Management.

2022 HONORS:

- Big 12 Newcomer of the Week (March 7)
- Big 12 Newcomer of the Week (May 16)
- Big 12 All-Freshman Team (May 24)
- Big 12 Honorable Mention (May 24)

2022 Game-By-Game Stats

#25 Owen Washburn - 52 games (All games)

Date	Opponent	Pos	AB	R	H	RBI	2B	3B	HR	BB	SB	CS	HBP	SAC	SF	GDP	K	PO	A	E	Avg
Feb 18	vs Michigan	*of	4	3	3	1	0	0	0	2	0	0	0	0	0	0	1	1	1	0	.750
Feb 19	vs Auburn	*of	3	1	1	0	0	0	0	1	0	0	0	0	0	0	1	2	0	0	.571
Feb 20	vs Arizona	*of	3	1	0	0	0	0	0	1	0	0	0	0	0	0	3	3	0	0	.400
Feb 22	DALLAS BAPTIST	*of	4	0	1	0	0	0	0	0	1	0	0	0	0	0	0	3	0	0	.357
Feb 26	KENT STATE	*of	3	1	2	3	1	0	0	1	0	0	0	0	0	0	1	1	0	0	.412
Feb 27	KENT STATE-1	*of	3	0	1	0	0	0	0	0	0	0	1	0	0	0	0	1	0	0	.400
Feb 27	KENT STATE-2	*of	4	0	0	0	0	0	0	0	0	0	0	0	0	0	1	1	0	0	.333
Mar 01	at Dallas Baptist	*of	4	0	2	0	0	0	0	0	0	0	0	0	0	0	1	1	0	0	.357
Mar 04	MERRIMACK	*of	2	1	1	0	0	0	0	0	0	0	1	0	0	0	0	0	0	0	.367
Mar 05	MERRIMACK-1	*of	4	1	1	2	0	0	0	1	0	0	0	0	0	0	2	1	0	0	.353
Mar 05	MERRIMACK-2	*of	5	4	3	3	1	0	1	1	0	0	0	0	0	0	0	1	0	0	.385
Mar 06	MERRIMACK	*of	4	1	1	3	0	0	1	1	1	0	0	0	0	0	0	1	0	0	.372
Mar 08	vs Mississippi Stat	*of	3	0	1	2	0	1	0	0	0	0	0	0	1	0	1	0	0	0	.370
Mar 09	vs Mississippi Stat	*of	2	1	0	0	0	0	0	3	0	0	0	0	0	0	2	2	0	0	.354
Mar 11	at Rice	*of	4	1	1	0	0	0	0	1	0	0	0	0	0	0	0	1	0	0	.346
Mar 12	at Rice	*of	3	0	0	1	0	0	0	0	0	0	0	0	1	0	1	2	0	0	.327
Mar 13	at Rice	*of	5	1	2	0	0	0	0	0	0	0	0	0	0	1	1	3	1	0	.333
Mar 15	NEW MEXICO	*of	1	2	1	2	1	0	0	2	0	0	0	0	0	0	0	0	0	0	.344
Mar 16	NEW MEXICO	*of	5	2	3	2	1	0	0	0	0	0	0	0	0	0	1	3	1	0	.364
Mar 19	at IOWA	*of	4	0	1	0	0	0	0	1	0	0	0	0	0	0	2	2	0	0	.357
Mar 20	at IOWA	*of	4	0	1	0	0	0	0	0	0	0	0	0	0	0	2	1	0	0	.351
Mar 22	CALIFORNIA BAP	*of	2	1	1	0	0	0	0	2	0	0	0	0	0	0	0	1	0	0	.355
Mar 25	TEXAS	*of	3	0	0	0	0	0	0	1	0	0	0	0	0	0	2	0	0	0	.342
Mar 26	TEXAS	*of	3	2	2	2	0	0	0	2	0	0	0	0	0	0	0	0	0	0	.354
Mar 27	TEXAS	*of	3	0	1	0	0	0	0	0	0	0	0	0	0	0	2	0	0	0	.353
Mar 29	STEPHEN F. AUS	*of	6	1	2	1	0	0	0	0	0	0	0	0	0	0	0	0	0	0	.352
Mar 30	STEPHEN F. AUS	*of	4	0	1	1	1	0	0	0	0	0	0	0	0	0	0	4	0	0	.347
Apr 01	at Kansas	*of	5	0	1	0	0	0	0	0	0	0	0	0	0	0	3	2	0	0	.340
Apr 02	at Kansas	*of	4	2	2	1	0	0	1	1	0	0	0	0	0	0	0	1	0	0	.346
Apr 03	at Kansas	*of	5	0	1	0	0	0	0	0	0	0	0	0	0	0	2	1	0	0	.339
Apr 05	at Grand Canyon	*of	4	0	0	0	0	0	0	0	0	0	0	0	0	0	1	2	0	0	.327
Apr 06	at Grand Canyon	*of	3	0	0	1	0	0	0	1	0	0	0	0	1	0	2	0	0	0	.319
Apr 08	KANSAS STATE	*of	3	1	2	3	1	0	0	1	0	0	0	0	0	0	1	3	0	0	.328
Apr 09	KANSAS STATE	*of	4	1	0	1	0	0	0	1	0	0	0	0	0	0	2	0	0	0	.317
Apr 10	KANSAS STATE	*of	4	0	2	0	0	0	0	0	0	0	0	0	0	0	2	1	0	0	.323
Apr 12	vs Oklahoma	*of	3	2	2	2	0	0	1	1	0	0	0	0	0	0	1	0	0	0	.331
Apr 14	at TCU	*of	4	0	1	1	0	0	0	0	0	0	0	0	0	0	2	1	0	0	.328
Apr 15	at TCU	*of	3	0	0	0	0	0	0	0	0	0	0	0	0	0	2	3	0	0	.321
Apr 23	WEST VIRGINIA-1	*of	4	1	1	0	1	0	0	0	0	0	0	0	0	0	0	1	0	0	.319
Apr 23	WEST VIRGINIA-2	*of	5	3	2	2	0	0	1	0	0	0	0	0	0	0	2	2	0	0	.322
Apr 24	WEST VIRGINIA	*of	4	0	0	0	0	0	0	0	0	0	0	0	0	0	1	2	0	0	.313
Apr 26	ABILENE CHRISTI	*of	5	0	0	1	0	0	0	0	0	0	0	0	0	0	3	2	1	0	.303
Apr 29	at Baylor	*of	4	1	1	3	0	0	1	0	0	0	0	0	0	0	2	2	0	0	.302
Apr 30	at Baylor	*of	4	0	1	0	0	0	0	1	0	0	0	0	0	0	3	0	0	0	.301
May 01	at Baylor	*of	5	0	1	0	0	0	0	0	0	0	0	0	0	0	2	1	1	1	.298
May 03	at Abilene Christian	*of	4	0	1	1	0	0	0	2	0	0	0	0	0	0	0	1	0	0	.297
May 13	at Oklahoma State	*of	5	1	2	1	2	0	0	0	0	0	0	0	0	0	1	3	0	0	.299
May 14	at Oklahoma State	*of	5	1	1	4	0	0	1	0	0	0	0	0	0	0	3	4	0	0	.297
May 15	at Oklahoma State	*of	5	1	3	2	1	0	0	0	0	0	0	0	0	0	0	2	0	0	.305
May 19	OKLAHOMA	*of	5	0	2	1	0	0	0	0	0	0	0	0	0	0	2	0	0	0	.307
May 20	OKLAHOMA	*of	4	1	1	0	0	1	0	1	0	0	0	0	0	1	2	2	0	0	.306
May 21	OKLAHOMA	*of	3	1	1	0	0	0	0	2	0	0	0	0	0	0	1	0	0	0	.307
Totals		52gs	199	40	61	47	10	2	7	31	2	0	2	0	3	2	64	71	5	1	.307

On base pct. .400 • Slugging pct. .482



28

CHASE HAMPTON

RIGHT-HANDED PITCHER

Sophomore | 2nd Yr. | R/R | 6-2 | 225

Kilgore, TX | Kilgore HS

CAREER HIGHS

Innings pitched: 6.0, 4 times

Walks allowed: 5, at Oklahoma State, May 15, 2022

Strikeouts: 9, at Oklahoma State, May 15, 2022;

Oklahoma, May 21, 2022

Batters faced: 25, Oklahoma, May 21, 2022

PERSONAL: Born in Longview, Texas ... son to Heather and Trent Logston ... brother to Michael and Brick Hampton and Caleb Logston ... University Studies major.

2022 Game-By-Game Stats

#28 Chase Hampton - 14 appearances (All games)

Date	Opponent	GS	IP	H	R	ER	BB	SO	2B	3B	HR	WP	BK	HBP	IBB	Score	W-L	Sv	ERA	NP
Feb 18	vs Michigan		1.0	0	0	0	1	0	0	0	0	0	0	0	0	7-6	1-0	0	0.00	16
Feb 22	DALLAS BAPTIST	*	5.0	4	3	3	2	5	1	0	1	1	0	0	0	8-4	1-0	0	4.50	69
Mar 01	at Dallas Baptist	*	5.0	2	2	2	2	7	0	0	1	0	0	0	0	4-3	1-0	0	4.09	92
Mar 08	vs Mississippi Stat	*	3.0	2	4	4	2	4	1	0	0	0	0	1	0	5-9	1-1	0	5.79	68
Mar 15	NEW MEXICO	*	4.0	2	0	0	1	4	0	0	0	0	0	0	0	28-2	2-1	0	4.50	44
Mar 22	CALIFORNIA BAP	*	6.0	5	2	2	1	7	1	0	2	0	0	1	0	6-3	3-1	0	4.12	91
Apr 02	at Kansas		1.0	1	0	0	1	3	1	0	0	0	0	0	0	28-2	3-1	0	3.96	24
Apr 05	at Grand Canyon	*	3.0	5	4	4	1	2	0	0	1	0	0	2	0	4-9	3-2	0	4.82	49
Apr 10	KANSAS STATE	*	3.0	3	3	3	3	2	0	0	2	0	0	0	0	7-6	3-2	0	5.23	42
Apr 16	at TCU	*	3.2	7	3	3	1	1	1	0	1	0	0	1	0	3-11	3-3	0	5.45	65
Apr 24	WEST VIRGINIA	*	0.1	3	2	2	2	0	1	0	0	0	0	0	0	4-15	3-3	0	5.91	25
May 01	at Baylor		4.2	5	1	1	3	7	1	0	0	0	0	1	0	7-11	3-3	0	5.45	76
May 15	at Oklahoma State	*	5.0	3	1	1	5	9	1	0	0	0	0	0	0	6-4	4-3	0	5.04	97
May 21	OKLAHOMA	*	6.0	6	2	2	1	9	2	0	0	0	0	0	0	10-2	5-3	0	4.80	97
Totals		11	50.2	48	27	27	26	60	10	0	8	1	0	6	0	127-87	5-3	0	4.80	-

Career Stats

Year	era	w-l	app	gs	cq	sho	sv	ip	h	r	er	bb	so	2b	3b	hr	bf	bavg	wp	hbp	bk	sfa	sha
2021	3.86	4-1	18	7	0	0/2	1	44.1	36	21	19	17	34	3	1	4	184	.226	4	6	1	1	1
2022	4.80	5-3	14	11	0	0/0	0	50.2	48	27	27	26	60	10	0	8	222	.257	1	6	0	2	1
TOTAL	4.36	9-4	32	18	0	0/2	1	95.0	84	48	46	43	94	13	1	12	406	.243	5	12	1	3	2



29

JAMIE HITT

LEFT-HANDED PITCHER

RS Freshman | 2nd Yr. | L/L | 6-0 | 190

Magnolia, TX | Concordia Lutheran HS

CAREER HIGHS

Innings pitched: 4.0, vs Mississippi State, Mar 09, 2022
 Walks allowed: 2, at TCU, Apr 16, 2022; Abilene Christian,
 Apr 26, 2022

Strikeouts: 4, vs Mississippi State, Mar 09, 2022

Batters faced: 16, vs Mississippi State, Mar 09, 2022

PERSONAL: Born in Webster, Texas ... son to Allen and
 Glenda Hitt ... brother to Taylor and Addison Hitt ...
 Explore Business & Industry major.


2022 Game-By-Game Stats

#29 Jamie Hitt - 15 appearances (All games)

Date	Opponent	GS	IP	H	R	ER	BB	SO	2B	3B	HR	WP	BK	HBP	IBB	Score	W-L	Sv	ERA	NP
Feb 20	vs Arizona		1.2	0	0	0	0	1	0	0	0	0	0	0	0	2-13	0-0	0	0.00	23
Feb 26	KENT STATE		0.1	0	0	0	0	1	0	0	0	0	0	0	0	10-7	0-0	0	0.00	5
Mar 01	at Dallas Baptist		0.1	1	0	0	1	0	0	0	0	0	0	0	0	4-3	0-0	0	0.00	12
Mar 06	MERRIMACK		2.0	4	2	2	1	1	1	0	0	0	0	0	0	12-4	0-0	0	4.15	39
Mar 09	vs Mississippi Stat	*	4.0	0	0	0	1	4	0	0	0	0	0	2	0	7-2	1-0	0	2.16	58
Mar 13	at Rice		1.0	0	0	0	0	1	0	0	0	0	0	0	0	7-4	1-0	0	1.93	13
Mar 16	NEW MEXICO		1.1	4	3	3	1	1	1	0	0	0	0	1	0	11-5	1-0	0	4.22	30
Mar 26	TEXAS		1.0	3	3	3	1	0	1	0	0	1	0	0	0	16-12	1-0	0	6.17	21
Mar 30	STEPHEN F. AUS		0.2	0	0	0	0	1	0	0	0	0	0	0	0	13-5	1-0	0	5.84	5
Apr 05	at Grand Canyon		3.0	2	1	0	1	2	0	0	0	0	0	0	0	4-9	1-0	0	4.70	52
Apr 12	vs Oklahoma		0.2	2	4	4	1	1	0	0	2	0	0	1	0	9-14	1-0	0	6.75	17
Apr 16	at TCU		1.1	1	3	3	2	0	0	0	0	0	0	0	0	3-11	1-0	0	7.79	20
Apr 26	ABILENE CHRISTI	*	1.0	3	5	4	2	2	1	0	1	1	0	0	0	5-8	1-1	0	9.33	44
May 03	at Abilene Christian		0.1	0	0	0	0	0	0	0	0	0	0	0	0	16-12	1-1	0	9.16	1
May 19	OKLAHOMA		2.0	2	1	0	1	3	0	0	0	1	0	0	0	8-13	1-1	0	8.27	30
Totals		2	20.2	22	22	19	12	18	4	0	3	3	0	4	0	127-12	1-1	0	8.27	-

Career Stats

Year	era	w-l	app	gs	cg	sho	sv	ip	h	r	er	bb	so	2b	3b	hr	bf	bavg	wp	hbp	bk	sfa	sha
2021	5.79	0-1	5	0	0	0/1	0	4.2	10	5	3	2	2	2	1	0	24	.455	1	0	0	0	0
2022	8.27	1-1	15	2	0	0/0	0	20.2	22	22	19	12	18	4	0	3	102	.259	3	4	0	1	0
TOTAL	7.82	1-2	20	2	0	0/1	0	25.1	32	27	22	14	20	6	1	3	126	.299	4	4	0	1	0



31

AUSTIN BECKER

RIGHT-HANDED PITCHER

RS Sophomore | 4th Yr. (3rd at Tech) | R/R | 6-5 | 215

Sunbury, OH | Big Walnut HS | Vanderbilt

CAREER HIGHS

Innings pitched: 4.1, at Florida State, Mar 01, 2020
 Walks allowed: 4, New Mexico, Mar 16, 2022 ; at Florida State, Mar 01, 2020 ; Rice, Mar 08, 2020
 Strikeouts: 5, Merrimack, Mar 06, 2022 ; at Florida State, Mar 01, 2020
 Batters faced: 22, at Florida State, Mar 01, 2020

PERSONAL: Born in Columbus Ohio ... son of Kevin and Teresa ... brother of Cassidy ... father played for the Boston Red Sox and Cincinnati Reds from 1991-1995 ... drafted in the 37th round by the Texas Rangers in 2018 ... university studies major.

2022 Game-By-Game Stats

#31 Austin Becker - 10 appearances (All games)

Date	Opponent	GS	IP	H	R	ER	BB	SO	2B	3B	HR	WP	BK	HBP	IBB	Score	W-L	Sv	ERA	NP
Feb 20	vs Arizona		1.0	4	3	3	0	3	2	0	0	0	0	0	0	2-13	0-0	0	27.00	27
Mar 06	MERRIMACK	*	3.0	1	0	0	0	5	0	0	0	2	0	2	0	12-4	1-0	0	6.75	47
Mar 16	NEW MEXICO	*	2.0	1	1	1	4	1	0	0	1	1	0	0	0	11-5	1-0	0	6.00	40
Mar 30	STEPHEN F. AUS	*	4.0	4	1	1	3	4	0	0	0	0	0	0	0	13-5	2-0	0	4.50	72
Apr 06	at Grand Canyon		1.0	3	2	1	1	2	0	0	1	0	0	0	0	7-8	2-0	0	4.91	28
Apr 12	vs Oklahoma		1.0	4	4	1	0	2	0	0	1	0	0	0	0	9-14	2-1	0	5.25	24
Apr 19	at New Mexico		1.0	2	0	0	0	2	0	0	0	0	0	0	0	10-11	2-1	0	4.85	21
Apr 24	WEST VIRGINIA		0.1	0	2	2	2	0	0	0	0	2	0	0	0	4-15	2-1	0	6.08	15
May 15	at Oklahoma State		2.0	2	0	0	1	4	0	0	0	0	0	1	0	6-4	2-1	1	5.28	50
May 21	OKLAHOMA		1.0	1	0	0	1	2	0	0	0	0	0	0	0	10-2	2-1	1	4.96	19
Totals		3	16.1	22	13	9	12	25	2	0	3	5	0	3	0	84-81	2-1	1	4.96	-

Career Stats

Year	era	w-l	app	gs	cg	sho	sv	ip	h	r	er	bb	so	2b	3b	hr	bf	bavg	wp	hbp	bk	sfa	sha
2020	6.08	1-0	5	4	0	0/0	0	13.1	9	10	9	14	11	2	1	1	66	.191	3	4	0	1	0
2022	4.96	2-1	10	3	0	0/0	1	16.1	22	13	9	12	25	2	0	3	86	.314	5	3	0	0	1
TOTAL	5.46	3-1	15	7	0	0/0	1	29.2	31	23	18	26	36	4	1	4	152	.265	8	7	0	1	1



34 ANDREW MORRIS

RIGHT-HANDED PITCHER

Junior | 4th Yr. (1st at Tech) | R/R | 6-0 | 195

Boulder, CO | Monarch HS | Colorado Mesa

CAREER HIGHS

Innings pitched: 9.0, West Virginia, Apr 23, 2022

Walks allowed: 4, vs Michigan, Feb 18, 2022 ; Texas, Mar 25, 2022

Strikeouts: 10, Kent State, Feb 26, 2022

Batters faced: 34, West Virginia, Apr 23, 2022

Personal: Born in Manhattan, N.Y. ... son of David Morris and Tricia Leines ... older brother to Bayden, Isaiah, and Israel ... father played Junior College baseball ... University Studies major.

2022 HONORS:

- Big 12 Newcomer of the Week (March 28)
- Big 12 Newcomer of the Week (April 11)
- Second-Team All-Big 12 (May 24)

2022 Game-By-Game Stats**#34 Andrew Morris - 13 appearances (All games)**

Date	Opponent	GS	IP	H	R	ER	BB	SO	2B	3B	HR	WP	BK	HBP	IBB	Score	W-L	Sv	ERA	NP
Feb 18	vs Michigan	*	3.2	4	4	4	4	6	2	0	1	2	0	1	0	7-6	0-0	0	9.82	83
Feb 26	KENT STATE	*	5.1	5	5	5	2	10	3	0	2	0	0	1	0	10-7	0-0	0	9.00	91
Mar 04	MERRIMACK	*	5.1	3	1	1	1	8	0	0	0	0	0	1	0	17-1	1-0	0	6.28	72
Mar 11	at Rice	*	5.0	7	1	1	1	4	0	0	0	0	0	0	0	10-1	2-0	0	5.12	76
Mar 19	at IOWA	*	3.0	2	1	1	1	4	1	0	0	0	0	0	0	11-3	2-0	0	4.84	47
Mar 25	TEXAS	*	6.0	6	1	1	4	7	2	0	1	0	0	0	0	5-4	2-0	0	4.13	105
Apr 01	at Kansas	*	8.0	5	2	2	1	6	0	1	0	0	0	0	0	8-2	3-0	0	3.72	101
Apr 08	KANSAS STATE	*	7.0	6	3	3	0	9	1	0	0	1	0	1	0	6-3	4-0	0	3.74	73
Apr 14	at TCU	*	6.0	7	4	4	1	4	3	0	1	0	0	1	0	4-7	4-0	0	4.01	97
Apr 23	WEST VIRGINIA-1	*	9.0	3	5	2	3	5	0	0	0	0	0	0	0	7-5	5-0	0	3.70	104
Apr 29	at Baylor	*	7.0	4	1	1	0	7	1	1	0	0	0	1	0	7-1	6-0	0	3.44	93
May 13	at Oklahoma State	*	5.0	7	4	4	3	4	1	0	1	0	0	1	0	7-6	7-0	0	3.71	98
May 19	OKLAHOMA	*	5.0	9	9	9	1	6	1	0	6	0	0	0	0	8-13	7-1	0	4.54	95
Totals		12	75.1	68	41	38	22	80	15	2	12	3	0	7	0	107-59	7-1	0	4.54	-



35

GARRETT CROWLEY

LEFT-HANDED PITCHER

Junior | 4th Yr. (1st at Tech) | L/L | 6-3 | 220

Queens, NY | St. Francis Prep | Fordham

CAREER HIGHS

Innings pitched: 1.0, Oklahoma, May 19, 2022

Walks allowed: 3, Merrimack, Mar 05, 2022

Strikeouts: 3, Oklahoma, May 19, 2022

Batters faced: 5, Oklahoma, May 19, 2022

Personal: Born in New York, N.Y. ... son of Sean and Maureen Crowley ... brother to Pearce and Owen ... brother Pearce played lacrosse at SUNY Delhi ... University Studies major.

2022 Game-By-Game Stats

#35 Garrett Crowley - 2 appearances (All games)

Date	Opponent	GS	IP	H	R	ER	BB	SO	2B	3B	HR	WP	BK	HBP	IBB	Score	W-L	Sv	ERA	NP
Mar 05	MERRIMACK-1		0.0	0	3	3	3	0	0	0	0	0	0	0	0	21-5	0-0	0	999.0	16
May 19	OKLAHOMA		1.0	0	0	0	2	3	0	0	0	0	0	0	0	8-13	0-0	0	27.00	19
Totals		0	1.0	0	3	3	5	3	0	0	0	0	0	0	0	29-18	0-0	0	27.00	-



36 SHAY HARTIS

RIGHT-HANDED PITCHER

Sophomore | 3rd Yr. (1st at Tech) | R/R | 6-1 | 210

The Colony, TX | The Colony HS | Grayson College

CAREER HIGHS

Innings pitched: 2.1, at Kansas, Apr 03, 2022

Walks allowed: 1, at TCU, Apr 14, 2022; at Baylor, Apr 30, 2022

Strikeouts: 4, Stephen F. Austin, Mar 30, 2022

Batters faced: 9, at Kansas, Apr 03, 2022

Personal: Born in Lewisville, Texas ... son of mother Debra and father Derek ... brother of Nicole Hartis ... majoring in Business Management.

2022 Game-By-Game Stats

#36 Shay Hartis - 13 appearances (All games)

Date	Opponent	GS	IP	H	R	ER	BB	SO	2B	3B	HR	WP	BK	HBP	IBB	Score	W-L	Sv	ERA	NP
Feb 27	KENT STATE-1		1.2	0	0	0	0	1	0	0	0	0	0	0	0	8-1	0-0	0	0.00	20
Mar 01	at Dallas Baptist		0.2	1	0	0	0	1	0	0	0	0	0	0	0	4-3	1-0	0	0.00	10
Mar 05	MERRIMACK-1		2.0	2	0	0	0	1	2	0	0	0	0	0	0	21-5	1-0	0	0.00	19
Mar 08	vs Mississippi Stat		2.0	2	0	0	0	3	0	0	0	0	0	0	0	5-9	1-0	0	0.00	29
Mar 13	at Rice		0.1	2	3	3	0	0	1	0	0	0	0	1	0	7-4	1-0	0	4.05	21
Mar 26	TEXAS		1.0	1	0	0	0	0	1	0	0	0	0	0	0	16-12	1-0	0	3.52	11
Mar 30	STEPHEN F. AUS		2.0	0	0	0	0	4	0	0	0	0	0	0	0	13-5	1-0	0	2.79	25
Apr 03	at Kansas		2.1	2	1	1	0	2	1	0	0	0	0	0	0	5-8	1-0	0	3.00	25
Apr 10	KANSAS STATE		1.1	2	1	1	0	1	1	0	0	0	0	0	0	7-6	1-0	0	3.38	13
Apr 14	at TCU		1.2	1	1	1	1	0	0	0	1	0	0	0	0	4-7	1-0	0	3.60	30
Apr 24	WEST VIRGINIA		0.0	3	3	3	0	0	1	0	0	0	0	0	0	4-15	1-0	0	5.40	10
Apr 30	at Baylor		1.0	0	0	0	1	1	0	0	0	0	0	0	0	11-1	1-0	0	5.06	19
May 03	at Abilene Christian		0.1	2	1	1	0	0	1	0	0	1	0	0	0	16-12	1-0	0	5.51	19
Totals		0	16.1	18	10	10	2	14	8	0	1	1	0	1	0	121-88	1-0	0	5.51	-



39 JASE LOPEZ

RIGHT-HANDED PITCHER

Sophomore | 3rd Yr. (1st Tech) | R/R | 5-10 | 195

Brock, TX | Brock HS | Weatherford JC

CAREER HIGHS

Innings pitched: 2.0, Kent State, Feb 27, 2022; Merrimack, Mar 05, 2022

Walks allowed: 1, Kent State, Feb 27, 2022; vs Mississippi State, Mar 09, 2022; Stephen F. Austin, Mar 30, 2022

Strikeouts: 3, Merrimack, Mar 05, 2022

PERSONAL: Born in Fort Worth, Texas... son of Jennifer Morris and Jason Lopez ... brother to Colby Fowler... University Studies major.

2022 Game-By-Game Stats

#39 Jase Lopez - 8 appearances (All games)

Date	Opponent	GS	IP	H	R	ER	BB	SO	2B	3B	HR	WP	BK	HBP	IBB	Score	W-L	Sv	ERA	NP
Feb 20	vs Arizona		0.1	0	0	0	0	1	0	0	0	0	0	0	0	2-13	0-0	0	0.00	3
Feb 27	KENT STATE-2		2.0	0	0	0	1	2	0	0	0	0	0	0	0	7-5	1-0	0	0.00	24
Mar 01	at Dallas Baptist		0.1	0	0	0	0	0	0	0	0	0	0	0	0	4-3	1-0	0	0.00	1
Mar 05	MERRIMACK-2		2.0	3	1	1	0	3	1	1	0	0	0	0	0	20-2	1-0	0	1.93	34
Mar 09	vs Mississippi Stat		0.1	1	0	0	1	0	0	0	0	0	0	0	0	7-2	1-0	0	1.80	10
Mar 27	TEXAS		0.2	4	3	3	0	0	1	1	0	0	0	0	0	1-12	1-0	0	6.35	15
Mar 30	STEPHEN F. AUS		0.1	3	4	4	1	0	1	0	0	1	0	1	0	13-5	1-0	0	12.00	28
May 19	OKLAHOMA		1.0	4	3	3	0	0	0	0	0	0	0	0	0	8-13	1-0	0	14.14	17
Totals		0	7.0	15	11	11	3	6	3	2	0	1	0	1	0	62-55	1-0	0	14.14	-



40 BRANDON GIRTON

RIGHT-HANDED PITCHER

Sophomore | 2nd Yr. | R/R | 6-1 | 230

Gage, OK | Shattuck HS

CAREER HIGHS

Innings pitched: 4.0, Stephen F. Austin, Apr 13, 2021

Walks allowed: 3, at K-State, Apr 02, 2021; Baylor, Apr 25, 2021

Strikeouts: 5, vs Michigan, Feb 18, 2022

Batters faced: 16, Stephen F. Austin, Apr 13, 2021

PERSONAL: Born in Shattuck, Oklahoma ... son to Dusty and Tami Girtton ... brother to Riley and McKayla Girtton ... principal honor roll from 2016-2020 ... superintendent honor roll 2019-20 ... majoring in Sports Management.

2022 Game-By-Game Stats

#40 Brendan Girtton - 9 appearances (All games)

Date	Opponent	GS	IP	H	R	ER	BB	SO	2B	3B	HR	WP	BK	HBP	IBB	Score	W-L	Sv	ERA	NP
Feb 18	vs Michigan		2.1	0	0	0	0	5	0	0	0	0	0	0	0	7-6	0-0	0	0.00	31
Feb 22	DALLAS BAPTIST		2.0	1	1	0	1	3	0	0	0	0	0	0	0	8-4	1-0	0	0.00	34
Feb 26	KENT STATE		2.1	2	2	2	1	3	1	0	0	0	0	0	0	10-7	2-0	0	2.70	35
Mar 01	at Dallas Baptist		1.2	2	1	1	2	1	1	0	0	0	1	0	0	4-3	2-0	0	3.24	44
Mar 05	MERRIMACK-1		1.0	0	0	0	0	2	0	0	0	0	0	0	0	21-5	2-0	0	2.89	9
Mar 09	vs Mississippi Stat		2.0	1	0	0	0	1	0	0	0	1	0	0	0	7-2	2-0	0	2.38	25
Mar 12	at Rice		1.1	1	2	2	2	1	1	0	0	0	0	0	0	3-2	2-0	0	3.55	32
Mar 16	NEW MEXICO		3.0	0	0	0	0	1	0	0	0	0	0	0	0	11-5	3-0	0	2.87	30
Mar 20	at IOWA		2.0	3	3	3	1	1	1	0	1	1	0	0	0	3-6	3-0	0	4.08	44
Totals		0	17.2	10	9	8	7	18	4	0	1	2	1	0	0	74-40	3-0	0	4.08	-



41

SAM HUNT

OUTFIELD

RS Freshman | 2nd Yr. | L/L | 6-0 | 185

Flower Mound, TX | Marcus HS

CAREER HIGHS

Hits: 4, at Kansas, Apr 02, 2022

Doubles: 2, at Kansas, Apr 02, 2022 ; Stephen F. Austin, Mar 29, 2022

Total bases: 6, at Kansas, Apr 02, 2022

RBI: 4, at Kansas, Apr 02, 2022

Runs scored: 4, at Kansas, Apr 02, 2022

Walks: 2, at Kansas, Apr 02, 2022 ; vs Oklahoma, Apr 12, 2022

Hit by pitch: 1, Kansas State, Apr 09, 2022 ; Stephen F. Austin, Mar 30, 2022

PERSONAL: Born in Grapevine, Texas ... son to Wade and Kerri Hunt ... brother to Ryan and Andrew Hunt ... brother Ryan played at baseball at Midland Junior College and just transferred to UTSA ... majoring in Business Management.

2022 Game-By-Game Stats

#41 Sam Hunt - 21 games (All games)

Date	Opponent	Pos	AB	R	H	RBI	2B	3B	HR	BB	SB	CS	HBP	SAC	SF	GDP	K	PO	A	E	Avg
Mar 01	at Dallas Baptist	pr/of	0	0	0	0	0	0	0	0	0	0	0	0	0	0	0	0	0	0	.000
Mar 05	MERRIMACK-2	of	1	0	0	0	0	0	0	0	0	0	0	0	0	0	1	2	0	0	.000
Mar 15	NEW MEXICO	ph/of	2	1	1	3	0	0	0	0	0	0	0	0	1	0	0	1	0	0	.333
Mar 16	NEW MEXICO	pr/of	1	1	0	1	0	0	0	0	1	0	0	0	0	0	0	1	0	0	.250
Mar 20	at IOWA	ph	1	0	0	0	0	0	0	0	0	0	0	0	0	0	1	0	0	0	.200
Mar 26	TEXAS	pr/dh	0	0	0	0	0	0	0	0	0	0	0	0	0	0	0	0	0	0	.200
Mar 29	STEPHEN F. AUS	*of	5	1	2	3	2	0	0	0	0	0	0	0	0	0	1	3	0	0	.300
Mar 30	STEPHEN F. AUS	*of	3	1	2	0	0	0	0	0	0	0	1	0	0	0	0	7	0	0	.385
Apr 01	at Kansas	*of	4	0	1	0	0	0	0	0	0	0	0	0	0	0	1	4	0	0	.353
Apr 02	at Kansas	*of	5	4	4	4	2	0	0	2	0	0	0	0	0	0	0	1	0	0	.455
Apr 03	at Kansas	*of	3	0	0	0	0	0	0	0	0	0	0	0	0	0	3	2	0	0	.400
Apr 05	at Grand Canyon	*of	2	0	1	0	0	0	0	1	0	0	0	0	0	0	0	2	0	0	.407
Apr 06	at Grand Canyon	*of	4	0	1	0	0	0	0	0	0	0	0	0	0	0	2	3	0	0	.387
Apr 08	KANSAS STATE	*of	3	0	0	0	0	0	0	1	0	0	0	0	0	0	1	0	0	0	.353
Apr 09	KANSAS STATE	*of	3	0	0	1	0	0	0	1	0	0	1	0	0	0	1	2	0	0	.324
Apr 12	vs Oklahoma	*of	0	1	0	0	0	0	0	2	0	0	0	0	0	0	0	0	0	0	.324
Apr 14	at TCU	of	1	0	0	0	0	0	0	0	0	0	0	0	0	0	1	1	0	0	.316
Apr 15	at TCU	pr	0	0	0	0	0	0	0	0	0	0	0	0	0	0	0	0	0	0	.316
Apr 16	at TCU	*of	3	0	1	1	1	0	0	1	0	0	0	0	0	0	1	0	0	0	.317
Apr 23	WEST VIRGINIA-1	*of	2	2	1	0	0	0	0	1	0	0	0	0	0	0	0	1	0	0	.326
Apr 26	ABILENE CHRISTI	*of	3	1	2	0	0	0	0	1	0	0	0	0	0	0	1	2	0	0	.348
Totals		13gs	46	12	16	13	5	0	0	10	1	0	2	0	1	0	14	32	0	0	.348

On base pct. .475 • Slugging pct. .457



42 KYLE ROBINSON

RIGHT-HANDED PITCHER
Freshman | 1st Yr. | R/R | 6-4 | 210
Vienna, VA | George C Marshall HS

CAREER HIGHS

Innings pitched: 2.0, Abilene Christian, Apr 26, 2022
Walks allowed: 2, at IOWA, Mar 19, 2022
Strikeouts: 3, Abilene Christian, Apr 26, 2022
Batters faced: 9, Abilene Christian, Apr 26, 2022

Personal: Born in Amery, Miss. ... son of Mark and Lynn Robinson ... brother of Nick and Emily Robinson ... Sport Management major.

2022 Game-By-Game Stats

#42 Kyle Robinson - 11 appearances (All games)

Date	Opponent	GS	IP	H	R	ER	BB	SO	2B	3B	HR	WP	BK	HBP	IBB	Score	W-L	Sv	ERA	NP
Feb 27	KENT STATE-2		0.1	1	1	1	0	0	0	0	1	0	0	0	0	7-5	0-0	0	27.00	7
Mar 04	MERRIMACK		1.0	0	0	0	0	1	0	0	0	0	0	1	0	17-1	0-0	0	6.75	9
Mar 06	MERRIMACK		1.0	1	0	0	0	1	0	0	0	0	0	0	0	12-4	0-0	0	3.86	6
Mar 13	at Rice		1.2	1	0	0	0	0	0	0	0	1	0	0	0	7-4	1-0	0	2.25	21
Mar 19	at IOWA		1.0	1	0	0	2	0	0	0	0	1	0	0	0	11-3	1-0	0	1.80	19
Mar 27	TEXAS		0.1	4	4	4	0	0	1	0	1	0	0	0	0	1-12	1-0	0	8.44	14
Apr 06	at Grand Canyon		1.0	2	1	1	1	1	0	0	0	0	0	0	0	7-8	1-0	0	8.53	20
Apr 12	vs Oklahoma		1.0	0	0	0	1	0	0	0	0	0	0	1	0	9-14	1-0	0	7.36	14
Apr 19	at New Mexico		1.0	1	0	0	0	1	1	0	0	0	0	0	0	10-11	1-0	0	6.48	16
Apr 26	ABILENE CHRISTI		2.0	2	0	0	1	3	0	0	0	0	0	0	0	5-8	1-0	0	5.23	36
Apr 30	at Baylor		0.1	2	0	0	0	1	1	0	0	0	0	0	0	11-1	1-0	0	5.06	15
Totals		0	10.2	15	6	6	5	8	3	0	2	2	0	2	0	97-71	1-0	0	5.06	-



44 BRANDON BECKEL

RIGHT-HANDED PITCHER

Sophomore | 2nd Yr. | R/R | 6-3 | 220

San Antonio, TX | Antonian College Prep HS

CAREER HIGHS

Innings pitched: 3.0, Oklahoma, May 20, 2022

Walks allowed: 2, 6 times

Strikeouts: 4, New Mexico, Mar 15, 2022 ; Stephen F. Austin, Mar 29, 2022

Batters faced: 10, at Baylor, May 01, 2022

PERSONAL: Born in San Antonio, Texas ... son to Jenine and Brad Beckel ... brother to Clayton Beckel ... academic All-State 2019-20 ... Finance major.**2022 Game-By-Game Stats****#44 Brandon Beckel - 15 appearances (All games)**

Date	Opponent	GS	IP	H	R	ER	BB	SO	2B	3B	HR	WP	BK	HBP	IBB	Score	W-L	Sv	ERA	NP
Feb 20	vs Arizona		0.1	2	2	2	0	0	1	0	0	0	0	0	0	2-13	0-0	0	54.00	8
Mar 04	MERRIMACK		2.0	0	0	0	0	2	0	0	0	0	0	0	0	17-1	0-0	0	7.71	19
Mar 06	MERRIMACK		1.0	1	0	0	0	0	1	0	0	0	0	0	0	12-4	0-0	0	5.40	14
Mar 15	NEW MEXICO		2.0	1	0	0	0	4	1	0	0	0	0	0	0	28-2	0-0	0	3.38	23
Mar 20	at IOWA		0.1	0	0	0	0	1	0	0	0	1	0	0	0	3-6	0-0	0	3.18	6
Mar 26	TEXAS		1.0	4	4	4	2	3	1	0	1	0	0	0	0	16-12	0-0	0	8.10	32
Mar 29	STEPHEN F. AUS		2.0	0	0	0	0	4	0	0	0	0	0	0	0	19-1	0-0	0	6.23	35
Apr 05	at Grand Canyon		1.0	2	3	3	2	0	1	0	0	1	0	0	0	4-9	0-0	0	8.38	25
Apr 12	vs Oklahoma		1.2	1	0	0	0	3	0	0	0	0	0	0	0	9-14	0-0	0	7.15	25
Apr 16	at TCU		1.0	1	1	1	1	3	0	1	0	1	0	0	0	3-11	0-0	0	7.30	23
Apr 19	at New Mexico		1.0	1	1	1	2	1	0	0	0	0	0	0	0	10-11	0-0	0	7.43	31
Apr 26	ABILENE CHRISTI		1.2	2	0	0	0	2	0	0	0	1	0	0	0	5-8	0-0	0	6.60	23
May 01	at Baylor		2.0	3	2	2	2	1	1	0	0	1	0	0	0	7-11	0-0	0	6.88	46
May 13	at Oklahoma State		0.0	1	0	0	1	0	0	0	0	1	0	0	0	7-6	0-0	0	6.88	9
May 20	OKLAHOMA		3.0	1	0	0	0	2	0	0	0	0	0	0	0	6-9	0-0	0	5.85	30
Totals		0	20.0	20	13	13	10	26	6	1	1	6	0	0	0	148-11	0-0	0	5.85	-

Career Stats

Year	era	w-l	app	gs	cq	sho	sv	ip	h	r	er	bb	so	2b	3b	hr	bf	bavg	wp	hbp	bk	sfa	sha
2021	16.20	0-0	5	0	0	0/0	0	3.1	6	6	6	5	6	3	0	0	20	.400	1	0	0	0	0
2022	5.85	0-0	15	0	0	0/0	0	20.0	20	13	13	10	26	6	1	1	90	.250	6	0	0	0	0
TOTAL	7.33	0-0	20	0	0	0/0	0	23.1	26	19	19	15	32	9	1	1	110	.274	7	0	0	0	0



45

DEREK BRIDGES

LEFT-HANDED PITCHER

Sophomore | 2nd Yr. | L/L | 6-1 | 235

Duncan, OK | Duncan HS

CAREER HIGHS

Innings pitched: 2.0, Abilene Christian, Apr 26, 2022 ; at Oklahoma State, May 13, 2022

Walks allowed: 2, vs Arizona, Feb 20, 2022

Strikeouts: 3, Kent State, Feb 27, 2022 ; at Dallas Baptist, Mar 01, 2022

Batters faced: 8, Abilene Christian, Apr 26, 2022

PERSONAL: Born in Enid, Oklahoma ... son of Darren and Jana Bridges ... brother to Kelsey and Bethany ... Accounting major.

2022 HONORS:

- Big 12 Honorable Mention (May 24)


2022 Game-By-Game Stats

#45 Derek Bridges - 23 appearances (All games)

Date	Opponent	GS	IP	H	R	ER	BB	SO	2B	3B	HR	WP	BK	HBP	IBB	Score	W-L	Sv	ERA	NP
Feb 18	vs Michigan		0.1	0	0	0	0	0	0	0	0	0	0	0	0	7-6	0-0	0	0.00	1
Feb 20	vs Arizona		0.1	0	0	0	2	1	0	0	0	1	0	1	0	2-13	0-0	0	0.00	16
Feb 27	KENT STATE-2		1.2	0	0	0	1	3	0	0	0	1	0	0	0	7-5	0-0	0	0.00	24
Mar 01	at Dallas Baptist		1.0	1	0	0	0	3	0	0	0	0	0	0	0	4-3	0-0	0	0.00	21
Mar 06	MERRIMACK		0.1	1	0	0	0	0	1	0	0	0	0	0	0	12-4	0-0	0	0.00	6
Mar 08	vs Mississippi Stat		1.0	0	0	0	0	2	0	0	0	0	0	0	0	5-9	0-0	0	0.00	11
Mar 09	vs Mississippi Stat		1.2	0	0	0	1	1	0	0	0	0	0	0	0	7-2	0-0	0	0.00	30
Mar 12	at Rice		0.1	1	0	0	0	1	0	0	0	0	0	0	0	3-2	0-0	0	0.00	7
Mar 16	NEW MEXICO		0.2	1	0	0	0	0	1	0	0	0	0	0	0	11-5	0-0	0	0.00	5
Mar 20	at IOWA		0.2	1	1	0	0	0	0	0	0	0	0	0	0	3-6	0-0	0	0.00	10
Mar 22	CALIFORNIA BAP		0.2	0	0	0	0	0	0	0	0	0	0	0	0	6-3	0-0	0	0.00	7
Mar 25	TEXAS		1.0	0	0	0	0	0	0	0	0	0	0	0	0	5-4	0-0	0	0.00	17
Mar 26	TEXAS		0.2	2	0	0	0	0	1	0	0	0	0	0	0	16-12	1-0	0	0.00	12
Apr 05	at Grand Canyon		1.0	1	1	0	1	0	0	0	0	0	0	0	0	4-9	1-0	0	0.00	16
Apr 08	KANSAS STATE		1.0	0	0	0	0	0	0	0	0	0	0	0	0	6-3	1-0	0	0.00	6
Apr 12	vs Oklahoma		0.1	4	2	2	1	1	0	0	0	1	0	0	1	9-14	1-0	0	1.42	15
Apr 16	at TCU		0.1	1	0	0	0	1	1	0	0	0	0	0	0	3-11	1-0	0	1.38	9
Apr 26	ABILENE CHRISTI		2.0	3	1	1	0	1	1	0	1	0	0	0	0	5-8	1-0	0	1.80	25
Apr 30	at Baylor		0.2	0	0	0	0	1	0	0	0	0	0	0	0	11-1	1-0	0	1.72	11
May 01	at Baylor		0.0	0	1	1	1	0	0	0	0	0	0	0	0	7-11	1-0	0	2.30	7
May 13	at Oklahoma State		2.0	1	1	1	0	2	0	0	1	0	0	0	0	7-6	1-0	0	2.55	33
May 14	at Oklahoma State		0.1	0	0	0	0	1	0	0	0	0	0	0	0	9-3	1-0	0	2.50	4
May 20	OKLAHOMA		1.0	2	3	3	1	1	1	0	0	0	0	1	0	6-9	1-0	0	3.79	34
Totals		0	19.0	19	10	8	8	19	6	0	2	3	0	2	1	155-14	1-0	0	3.79	-

Career Stats

Year	era	w-l	app	gs	cg	sho	sv	ip	h	r	er	bb	so	2b	3b	hr	bf	bavg	wp	hbp	bk	sfa	sha
2021	3.97	0-0	19	0	0	0/2	1	11.1	12	7	5	0	11	1	1	2	48	.273	0	3	0	1	0
2022	3.79	1-0	23	0	0	0/0	0	19.0	19	10	8	8	19	6	0	2	83	.268	3	2	0	1	1
TOTAL	3.86	1-0	42	0	0	0/2	1	30.1	31	17	13	8	30	7	1	4	131	.270	3	5	0	2	1



48 BRANDON BIRDSSELL

RIGHT-HANDED PITCHER
 Junior | 4th Yr. (2nd at Tech) | R/R | 6-2 | 240
 Willis, TX | Willis HS | San Jacinto CC

CAREER HIGHS

Innings pitched: 8.0, West Virginia, Apr 23, 2022
 Walks allowed: 4, at Baylor, Apr 30, 2022 ; vs Auburn, Feb 19, 2022
 Strikeouts: 15, at Rice, Mar 12, 2022
 Batters faced: 29, at Baylor, Apr 30, 2022

PERSONAL: Born in Willis, Texas ... son to Doug and Rhina Birdsell ... brother to Johnny, Dylan and Lauren Birdsell ... University Studies major.

2022 HONORS:

- Big 12 Pitcher of the Week (March 14)
- Big 12 Co-Pitcher of the Week (April 25)
- Big 12 Pitcher of the Year (May 24)
- First-Team All-Big 12 (May 24)

2022 Game-By-Game Stats**#48 Brandon Birdsell - 13 appearances (All games)**

Date	Opponent	GS	IP	H	R	ER	BB	SO	2B	3B	HR	WP	BK	HBP	IBB	Score	W-L	Sv	ERA	NP
Feb 19	vs Auburn	*	4.0	1	2	2	4	4	0	0	0	1	0	0	0	1-2	0-1	0	4.50	76
Feb 27	KENT STATE-1	*	5.0	4	1	1	1	7	1	0	0	3	0	1	0	8-1	1-1	0	3.00	88
Mar 05	MERRIMACK-1	*	5.0	5	1	1	1	8	1	0	0	1	0	0	0	21-5	2-1	0	2.57	80
Mar 12	at Rice	*	6.0	0	0	0	0	15	0	0	0	2	0	0	0	3-2	2-1	0	1.80	90
Mar 19	at IOWA	*	5.0	5	2	1	2	9	0	0	0	0	0	1	0	11-3	3-1	0	1.80	87
Mar 26	TEXAS	*	5.0	10	4	4	0	7	2	0	3	1	1	0	0	16-12	3-1	0	2.70	89
Apr 02	at Kansas	*	5.0	0	0	0	2	8	0	0	0	0	0	3	0	28-2	4-1	0	2.31	65
Apr 09	KANSAS STATE	*	6.0	1	0	0	3	12	0	0	0	0	0	0	0	14-0	5-1	0	1.98	97
Apr 15	at TCU	*	5.0	7	4	4	3	3	2	0	0	1	0	0	0	3-4	5-2	0	2.54	97
Apr 23	WEST VIRGINIA-2	*	8.0	4	2	0	1	9	1	0	0	0	0	0	0	12-2	6-2	0	2.17	97
Apr 30	at Baylor	*	7.0	5	1	1	4	4	0	0	1	0	0	1	0	11-1	7-2	0	2.07	103
May 14	at Oklahoma State	*	7.0	3	2	2	2	5	1	1	1	0	1	0	0	9-3	8-2	0	2.12	97
May 20	OKLAHOMA	*	4.0	8	6	6	1	5	2	0	1	1	0	1	0	6-9	8-3	0	2.75	72
Totals		13	72.0	53	25	22	24	96	10	1	6	10	2	7	0	143-46	8-3	0	2.75	-

Career Stats

Year	era	w-l	app	gs	cq	sho	sv	ip	h	r	er	bb	so	2b	3b	hr	bf	bavg	wp	hbp	bk	sfa	sha
2021	3.06	4-1	8	7	0	0/0	0	35.1	27	13	12	9	36	2	0	4	142	.216	4	5	0	1	1
2022	2.75	8-3	13	13	1	0/1	0	72.0	53	25	22	24	96	10	1	6	294	.204	10	7	2	2	1
TOTAL	2.85	12-4	21	20	1	0/1	0	107.1	80	38	34	33	132	12	1	10	436	.208	14	12	2	3	2



49 COLIN CLARK

LEFT-HANDED PITCHER

Senior | 5th Yr. (1st at Tech) | R/L | 6-2 | 205

Circleville, OH | Logan Elm HS | Youngstown State

CAREER HIGHS

Innings pitched: 3.0, Kansas State, Apr 09, 2022 ; Stephen F. Austin, Mar 29, 2022

Walks allowed: 2, Kansas State, Apr 09, 2022 ; at Oklahoma State, May 14, 2022

Strikeouts: 4, Kent State, Feb 27, 2022

Batters faced: 12, Kansas State, Apr 09, 2022

PERSONAL: Parents are Jerry Clark and Lori Pritchard ... has a sister (Alyvia) and a brother (Cole) ... major at Youngstown was business administration ... recipient of the 2020-21 Wally Bell Memorial Scholarship ... sister Alyvia ran track at Loyola Chicago ... graduate student pursuing a MS in Sport Management.

2022 Game-By-Game Stats**#49 Colin Clark - 14 appearances (All games)**

Date	Opponent	GS	IP	H	R	ER	BB	SO	2B	3B	HR	WP	BK	HBP	IBB	Score	W-L	Sv	ERA	NP
Feb 18	vs Michigan		0.2	2	1	1	0	0	1	0	0	0	0	0	0	7-6	0-0	0	13.50	19
Feb 27	KENT STATE-1		2.1	1	0	0	1	4	0	0	0	0	0	1	0	8-1	0-0	0	3.00	42
Mar 05	MERRIMACK-2		1.0	0	0	0	1	1	0	0	0	0	0	0	0	20-2	0-0	0	2.25	21
Mar 09	vs Mississippi Stat		1.0	1	2	2	1	2	1	0	0	0	0	0	0	7-2	0-0	0	5.40	25
Mar 13	at Rice		2.0	0	0	0	0	1	0	0	0	0	0	0	0	7-4	0-0	0	3.86	24
Mar 25	TEXAS		1.0	2	1	1	0	1	0	0	1	0	0	0	0	5-4	0-0	0	4.50	22
Mar 29	STEPHEN F. AUS		3.0	1	0	0	0	3	0	0	0	0	0	0	0	19-1	0-0	0	3.27	37
Apr 02	at Kansas		2.0	2	1	0	0	1	0	0	0	0	0	0	0	28-2	0-0	0	2.77	22
Apr 06	at Grand Canyon		2.0	2	2	2	0	1	0	0	1	0	0	0	0	7-8	0-0	0	3.60	29
Apr 09	KANSAS STATE		3.0	2	0	0	2	1	0	0	0	0	0	0	0	14-0	0-0	1	3.00	37
Apr 14	at TCU		0.1	2	2	2	1	0	0	0	0	0	0	0	0	4-7	0-1	1	3.93	18
Apr 19	at New Mexico		1.0	5	3	3	0	1	2	0	1	0	0	0	0	10-11	0-1	1	5.12	27
May 03	at Abilene Christian		1.2	4	3	3	0	2	0	0	0	0	0	1	0	16-12	0-1	1	6.00	42
May 14	at Oklahoma State		0.2	1	1	1	2	1	0	0	0	0	0	0	0	9-3	0-1	1	6.23	22
Totals		0	21.2	25	16	15	8	19	4	0	3	0	0	2	0	161-63	0-1	1	6.23	-



52

JOSH SANDERS

RIGHT-HANDED PITCHER

Sophomore | 2nd Yr. | R/R | 6-3 | 180

Yukon, OK | Yukon HS

CAREER HIGHS

Innings pitched: 4.0, at Rice, Mar 11, 2022

Walks allowed: 3, at Abilene Christian, May 03, 2022

Strikeouts: 5, at Rice, Mar 11, 2022

Batters faced: 14, at Rice, Mar 11, 2022

PERSONAL: Born in Yukon, Oklahoma ... son to Theresa Hall and Bill Sanders ... brother to Kelsey Sanders ... majoring in Kinesiology.

2022 Game-By-Game Stats

#52 Josh Sanders - 17 appearances (All games)

Date	Opponent	GS	IP	H	R	ER	BB	SO	2B	3B	HR	WP	BK	HBP	IBB	Score	W-L	Sv	ERA	NP
Feb 18	vs Michigan		1.0	3	1	1	0	1	0	0	0	0	0	0	0	7-6	0-0	0	9.00	29
Feb 27	KENT STATE-2		1.0	3	3	3	0	1	0	0	0	0	0	1	0	7-5	0-0	0	18.00	18
Mar 06	MERRIMACK		1.2	2	2	1	1	2	0	0	0	1	0	0	0	12-4	0-0	0	12.27	36
Mar 11	at Rice		4.0	1	0	0	1	5	0	0	0	0	0	0	0	10-1	0-0	1	5.87	50
Mar 16	NEW MEXICO		2.0	1	1	1	0	2	0	1	0	0	0	0	0	11-5	0-0	1	5.59	34
Mar 22	CALIFORNIA BAP		1.1	0	0	0	1	2	0	0	0	0	0	0	0	6-3	0-0	1	4.91	21
Mar 25	TEXAS		2.0	1	0	0	0	3	1	0	0	0	0	0	0	5-4	1-0	1	4.15	31
Mar 27	TEXAS		1.1	4	2	2	0	2	1	0	0	0	0	0	0	1-12	1-0	1	5.02	21
Apr 03	at Kansas		1.0	2	1	1	0	0	0	0	0	0	0	0	0	5-8	1-0	1	5.28	19
Apr 10	KANSAS STATE		2.0	2	0	0	1	3	0	0	0	0	0	0	1	7-6	1-0	1	4.67	27
Apr 12	vs Oklahoma		0.2	2	2	2	0	0	0	0	1	0	0	0	0	9-14	1-0	1	5.50	13
Apr 19	at New Mexico		2.0	5	2	2	0	1	0	0	1	0	0	0	0	10-11	1-0	1	5.85	37
Apr 24	WEST VIRGINIA		0.2	3	2	2	0	1	1	0	0	0	0	0	0	4-15	1-0	1	6.53	14
Apr 26	ABILENE CHRISTI		0.0	0	1	1	1	0	0	0	0	0	0	0	0	5-8	1-0	1	6.97	6
May 03	at Abilene Christian		0.1	0	1	1	3	0	0	0	0	0	0	0	0	16-12	1-0	1	7.29	18
May 13	at Oklahoma State		0.2	1	1	1	0	0	1	0	0	0	0	0	0	7-6	1-0	1	7.48	10
May 15	at Oklahoma State		0.2	3	2	2	1	0	1	0	0	0	0	0	0	6-4	1-0	1	8.06	19
Totals		0	22.1	33	21	20	9	23	5	1	2	1	0	1	1	128-12	1-0	1	8.06	-

Career Stats

Year	era	w-l	app	gs	cq	sho	sv	ip	h	r	er	bb	so	2b	3b	hr	bf	bavg	wp	hbp	bk	sfa	sha
2021	2.89	0-0	8	0	0	0/0	0	9.1	10	4	3	4	10	4	0	0	42	.286	3	1	0	1	1
2022	8.06	1-0	17	0	0	0/0	1	22.1	33	21	20	9	23	5	1	2	109	.337	1	1	0	1	0
TOTAL	6.54	1-0	25	0	0	0/0	1	31.2	43	25	23	13	33	9	1	2	151	.323	4	2	0	2	1



TV/RADIO ROSTER



DILLON CARTER
So. | 3rd Yr. | OF | L/R
Flower Mound, TX
Argyle HS



JACE JUNG
So. | 3rd Yr. | INF | L/R
San Antonio, TX
MacArthur HS



LAUDEN BROOKS
Fr. | 1st Yr. | INF | R/R
Mount Carmel, OH
McNicholas HS




KEVIN BAZZELL
Fr. | 1st Yr. | C | R/R
Rockwall, TX
Rockwall HS



HUDSON WHITE
Fr. | 1st Yr. | C/INF | R/R
Keller, TX
Byron Nelson HS



CODY MASTERS
Sr. | 5th Yr. | OF | L/L
Coppell, TX
Coppell HS



KURT WILSON
Sr. | 5th Yr. | UT/L/RHP | R/R
Arlington, TX
Martin HS



ZAC VOOLETICH
Jr. | 4th Yr. | INF/OF | R/R
San Antonio, TX
TR - Navarro JC



TY COLEMAN
Jr. | 4th Yr. | INF/OF | L/R
Midland, TX
TR - Texas A&M



ANDREW DEVINE
So. | 3rd Yr. | RHP | R/R
Simi Valley, CA
Simi Valley HS



TREYER CONLEY
Fr. | 1st Yr. | C | L/R
Mount Carmel, OH
West Clermont HS



COOPER SWANSON
Sr. | 5th Yr. | OF | R/R
Fort Myers, FL
TR - Florida St.



PARKER KELLY
Sr. | 5th Yr. | INF | R/R
Wichita Falls, TX
Rider HS



HAYDE KEY
So. | 2nd Yr. | RHP | L/R
Missouri City, TX
Ridge Point HS



DREW REYNOLDS
Fr. | 1st Yr. | C/INF | L/R
Chehalis, WA
W.F. West HS



COLE STILLWELL
Jr. | 4th Yr. | C/INF | R/R
Rockwall, TX
Heath HS



EASTON MURRELL
Sr. | 5th Yr. | INF/OF | L/R
Prosper, TX
TR - Arkansas



DALTON PORTER
So. | 2nd Yr. | OF | L/L
Leander, TX
TR - Texas




MASON MOLINA
Fr. | 1st Yr. | LHP | R/L
Rancho Santa Margarita, CA
Trabuco Hills HS



OWEN WASHBURN
Fr. | 1st Yr. | RHP/OF | L/R
Webster, WI
Webster HS



CHASE HAMPTON
So. | 2nd Yr. | RHP | R/R
Kilgore, TX
Kilgore HS



JAMIE HITT
RFR. | 2nd Yr. | LHP | L/L
Magnolia, TX
Concordia Lutheran HS



BO BLESSIE
Jr. | 4th Yr. | RHP | R/R
Midland, TX
TR - Midland College




AUSTIN BECKER
R-So. | 4th Yr. | RHP | R/R
Sunbury, Ohio
TR - Vanderbilt



TRENDAN PARISH
Fr. | 1st Yr. | RHP | R/R
Poolville, TX
Southwest Christian HS



RYAN BROME
Fr. | 1st Yr. | INF/OF | L/R
Katy, TX
Katy HS



ANDREW MORRIS
Jr. | 4th Yr. | RHP | R/R
Boulder, CO
TR - Colorado Mesa



GARRETT CROWLEY
Jr. | 4th Yr. | LHP | L/L
Queens, NY
TR - Fordham



SHAY HARTIS
So. | 3rd Yr. | RHP | R/R
The Colony, TX
TR - Grayson College



TYLER HAMILTON
So. | 3rd Yr. | RHP | R/R
Dallas, TX
Parish Episcopal School



JASE LOPEZ
So. | 3rd Yr. | RHP | R/R
Brock, TX
TR - Weatherford JC



BRENDAN GIRTTON
So. | 2nd Yr. | RHP | R/R
Gage, OK
Shattuck HS




SAM HUNT
R-Fr. | 2nd Yr. | OF | L/L
Flower Mound, TX
Marcus HS



KYLE ROBINSON
Fr. | 1st Yr. | LHP | R/R
Vienna, VA
George C Marshall HS



BRENDAN LYSIK
Fr. | 1st Yr. | LHP | L/L
Waldwick, NJ
St. Joseph Regional HS



BRANDON BECKEL
So. | 2nd Yr. | RHP | R/R
San Antonio, TX
Antonian College Prep




DEREK BRIDGES
So. | 2nd Yr. | LHP | L/L
Duncan, OK
Duncan HS



BRANDON BIRDSSELL
Jr. | 4th Yr. | RHP | R/R
Willis, TX
TR - San Jacinto CC



COLIN CLARK
Sr. | 5th Yr. | LHP | R/L
Circleville, OH
TR - Youngstown State



JOSH SANDERS
So. | 2nd Yr. | RHP | R/R
Yukon, OK
Yukon HS



TIM TADLOCK
Head Coach
10th Season



J-BOB THOMAS
Asst. Coach
10th Season



MATT GARDNER
Asst. Coach
9th Season



ERIC GUTIERREZ
Volunteer Asst.
4th Season



RAY HAYWARD
Special Asst.
10th Season



JOE HUGHES
Dir. of Operations
10th Season