



TEXAS TECH BASEBALL

CWS (2014, 2016, 2018, 2019) | BIG 12 TITLES (1997, 1998, 2016, 2017, 2018)

SCHEDULE / RESULTS

Overall: 27-13 | Big 12: 7-5 | H: 18-1 | A: 7-8 | N: 2-4

FEBRUARY

Fri. 18	vs. Michigan*	FloBaseball	W, 7-6
Sat. 19	vs. Auburn*	FloBaseball	L, 2-1
Sun. 20	vs. Arizona*	FloBaseball	L, 13-2
Tue. 22	Dallas Baptist	ESPN+	W, 8-4
Sat. 26	Kent State	ESPN+	W, 10-7
Sun. 27	Kent State - DH1	ESPN+	W, 8-1
Sun. 27	Kent State - DH2	ESPN+	W, 7-5

MARCH

Tue. 1	at Dallas Baptist	Bally SW	W, 4-3 (10)
Fri. 4	Merrimack	ESPN+	W, 17-1
Sat. 5	Merrimack - DH1	ESPN+	W, 21-5
Sat. 5	Merrimack - DH2	ESPN+	W, 20-2
Sun. 6	Merrimack	ESPN+	W, 12-4
Tue. 8	vs. Mississippi State	SECN+	L, 11-5
Wed. 9	vs. Mississippi State	SECN+	W, 7-2
Fri. 11	at Rice	C-USA.tv	W, 10-1
Sat. 12	at Rice	C-USA.tv	W, 3-2
Sun. 13	at Rice	C-USA.tv	W, 7-4
Tue. 15	New Mexico	ESPN+	W, 28-2
Wed. 16	New Mexico	ESPN+	W, 11-5
Fri. 18	at Iowa	BIG10+	canceled
Sat. 19	at Iowa	BIG10+	W, 11-3
Sun. 20	at Iowa	BIG10+	L, 6-3
Tue. 22	Cal Baptist	ESPN+	W, 6-3
Fri. 25	Texas (Big 12)	ESPN+	W, 5-4 (10)
Sat. 26	Texas (Big 12)	ESPN+	W, 16-12 (10)
Sun. 27	Texas (Big 12)	ESPN+	L, 12-1 (7)
Tue. 29	Stephen F. Austin	ESPN+	W, 19-1
Wed. 30	Stephen F. Austin	ESPN+	W, 13-5

APRIL

Fri. 1	at Kansas (Big 12)	ESPN+	W, 8-2
Sat. 2	at Kansas (Big 12)	ESPN+	W, 28-2
Sun. 3	at Kansas (Big 12)	ESPN+	L, 8-5
Tue. 5	at Grand Canyon	ESPN+	L, 9-4
Wed. 6	at Grand Canyon	ESPN+	L, 8-7
Fri. 8	Kansas State (Big 12)	ESPN+	W, 6-3
Sat. 9	Kansas State (Big 12)	ESPN+	W, 14-0
Sun. 10	Kansas State (Big 12)	ESPN+	W, 7-6
Tue. 12	vs. Oklahoma#	ESPN+	L, 14-9
Thu. 14	at TCU (Big 12)	ESPN+	L, 7-4
Fri. 15	at TCU (Big 12)	ESPN+	L, 4-3
Sat. 16	at TCU (Big 12)	ESPN+	L, 11-3
Tue. 19	at New Mexico	MW Network	L, 11-10
Fri. 22	West Virginia (Big 12)	ESPN+	6:30 p.m.
Sat. 23	West Virginia (Big 12)	ESPN+	2 p.m.
Sun. 24	West Virginia (Big 12)	ESPN+	1 p.m.
Tue. 26	Abilene Christian	ESPN+	6:30 p.m.
Fri. 29	at Baylor (Big 12)	ESPN+	6:30 p.m.
Sat. 30	at Baylor (Big 12)	ESPN+	2 p.m.

MAY

Sun. 1	at Baylor (Big 12)	ESPN+	1 p.m.
Tue. 3	at Abilene Christian	ESPN+	6:05 p.m.
Fri. 13	at Oklahoma State (Big 12)	ESPN+	6 p.m.
Sat. 14	at Oklahoma State (Big 12)	ESPN+	6 p.m.
Sun. 15	at Oklahoma State (Big 12)	ESPN+	1 p.m.
Thu. 19	Oklahoma (Big 12)	ESPN+	6:30 p.m.
Fri. 20	Oklahoma (Big 12)	ESPN+	6:30 p.m.
Sat. 21	Oklahoma (Big 12)	ESPN+	2 p.m.

Wednesday-Sunday, May 25-29
Phillips 66 Big 12 Championship (Arlington, Texas/Globe Life Field)

Friday-Monday, June 3-6
NCAA Regionals (Campus Sites)

Friday-Monday, June 10-13
NCAA Super Regionals (Campus Sites)

Friday-Monday, June 17-27
NCAA College World Series (Omaha, Neb./Charles Schwab Field)

All times central, subject to change

* Big 12 game / * College Baseball Showdown / # HODGETOWN (Amarillo, TX)

COACHING STAFF

6	Tim Tadlock	Head Coach (10th Season)
19	J-Bob Thomas	Asst. Coach/3rd Base (10th Season)
50	Matt Gardner	Asst. Coach (9th Season)
12	Eric Gutierrez	V. Asst. Coach/1st Base (4th Season)
	Joe Hughes	Director of Operations (10th Season)
	Ray Hayward	Special Assistant (10th Season)
	Bryan Simpson	Athletic Trainer
	Tory Stephens	Strength & Conditioning
	Shishir Bhakta	Equipment Manager
	Lyndee Kiesling	Dir. of Player Development/Support Services

Texas Tech Game Notes / Games 41-43

Dates	Time (CT)	TV	PxP	Analyst	Radio	PxP	Analyst
April 22	6:30 p.m.	Big 12 Now on ESPN+	John Harris	Mike Gustafson	TTU Sports Network	Geoff Haxton	Chois Woodman
April 23	2 p.m.	Big 12 Now on ESPN+	Chris Sylvester	Mike Gustafson	TTU Sports Network	Geoff Haxton	Chois Woodman
April 24	1 p.m.	Big 12 Now on ESPN+	John Harris	Mike Gustafson	TTU Sports Network	Geoff Haxton	Chois Woodman



TEXAS TECH RED RAIDERS

Head Coach _____ Tim Tadlock

Record _____ 27-13 Overall • 7-5 Big 12

Home/Away/Neutral _____ 18-1 / 7-8 / 2-4

Rankings: _____ O1: 9 • BA: 17 • NCBWA: 9

_____ CB: NR • Coaches: 8 • PG: 15

Team Leaders

B Avg. (min. 100 AB) _____ Jace Jung (.382)

RBI _____ Kurt Wilson (48)

ERA (min. 30.0 IP) _____ Brandon Birdsell (2.54)



WEST VIRGINIA MOUNTAINEERS

Head Coach _____ Randy Mazey

Record _____ 23-12 Overall • 6-3 Big 12

Home/Away/Neutral _____ 11-3 / 8-7 / 4-2

Rankings: _____ O1: NR • BA: NR • NCBWA: NR

_____ CB: 28 • Coaches: NR • PG: NR

Team Leaders

B Avg. (min. 100 AB) _____ Austin Davis (.331)

RBI _____ Victor Scott II (33)

ERA (min. 30.0 IP) _____ Ben Hampton (3.05)

Date	Texas Tech Projected Starters	West Virginia Projected Starters
Friday, April 22	RHP Andrew Morris (4.01 ERA, 4-0)	RHP Jacob Watters (3.28 ERA, 2-2)
Saturday, April 23	RHP Brandon Birdsell (2.54 ERA, 5-2)	LHP Ben Hampton (3.05 ERA, 6-2)
Sunday, April 24	RHP Chase Hampton (5.45 ERA, 3-3)	RHP Zach Bravo (5.65 ERA, 3-1)


Projected Texas Tech Lineup (based on prev. game)

Pos.	#	Name	CL	B/T	Ht./Wt.	Avg.	R	H	2B	HR	RBI	BB	Notes
LF	19	Easton Murrell	Sr.	L/R	6-0/210	.362	27	25	5	7	18	16	team-best 25-gm reached base streak
DH	10	Ty Coleman	Jr.	R/R	5-8/190	.312	24	43	12	6	40	7	team-best 6-gm hitting streak
2B	2	Jace Jung	So.	L/R	6-0/205	.382	51	55	16	11	43	43	in NCAA, #1 walks & #5 in runs scored
C	18	Cole Stilwell	Jr.	R/R	6-1/215	.300	43	48	9	4	27	23	team-lead 17 multiple hit gms
SS	8	Kurt Wilson	Sr.	R/R	6-2/210	.325	40	50	9	8	48	24	team-lead 48 RBI; had 45 RBI (2018-21)
RF	33	Ryan Brome	Fr.	L/R	5-11/225	.286	5	6	3	0	5	2	2nd career start on Tues. - 2 hits/1 RBI
1B	5	Hudson White	Fr.	R/R	5-11/195	.254	31	34	6	5	27	26	2nd on team in walks/.380 on-base %
3B	15	Parker Kelly	Sr.	R/R	6-3/220	.296	33	42	10	8	37	20	batting .338 in 19 home gms
CF	1	Dillon Carter	So.	L/R	6-0/210	.161	24	14	2	2	12	19	batting .250 in 14 home gms

Headlines in 1-2-3

* Home Sweet Home: We've said it before, but really, it's good to be home. Texas Tech returns to Rip Griffin Park this weekend looking to improve on its stellar 18-1 home record this season. Since April 1, the Red Raiders have played 10 of 13 games away from home in four different states and three different time zones. Tech is 2-8 in those games away from home. In its only games at home in April (8-10), Tech swept Big 12 foe K-State. In the months of February and March, Texas Tech was 22-5, until April's 5-8 start. The Red Raiders have 14 games remaining on their regular season schedule, the next four games at home, followed by seven-straight on the road, then capped with the final three at home vs. Oklahoma, May 19-21.

* Five of the last six Big 12 series played at Rip Griffin Park were sellouts (4,432), making the Red Raiders' home field one the toughest places to play. A statement proven by their 18-1 record at home this season, and a blistering 234-60 mark since 2013 when the Tim Tadlock era began. During the preseason, Tech announced the baseball allotment of season tickets sold out for the eighth-consecutive year.



* Friday's meeting will be the 31st all-time meeting between Texas Tech and West Virginia. The series began when the Mountaineers joined the Big 12 in 2013, the two programs' first meeting was on March 22, 2013. Since, it's been an evenly matched series as the all-time series record is knotted at 15-15. While the series is tied, the Red Raiders have been dominant when hosting West Virginia as they own a 7-2 advantage in games in Lubbock. WVU has found much of its success snagging wins against the Red Raiders in the annual Big 12 Tournament as they are 5-1 in postseason games.

Big 12 Standings (last updated AM of Thu. 4/21)

SCHOOL	BIG 12	C-PCT.	HOME	AWAY	N.	STK.	OVR.	PCT.	HOME	AWAY	N.	STK.
Oklahoma State	9-3	.750	5-1	4-2	0-0	W1	26-11	.703	14-5	10-3	2-3	L1
TCU	10-5	.667	7-2	3-3	0-0	W3	25-12	.676	14-4	6-7	5-1	W4
West Virginia	6-3	.667	4-2	2-1	0-0	L1	23-12	.657	11-3	8-7	4-2	W1
Texas Tech	7-5	.583	5-1	2-4	0-0	L3	27-13	.675	18-1	7-8	2-4	L5
Texas	6-6	.500	2-1	2-4	2-1	W1	27-13	.675	15-4	8-7	4-2	W1
Oklahoma	4-5	.444	2-1	1-2	1-2	L2	22-13	.629	14-4	1-2	7-7	W2
Baylor	4-8	.333	3-3	1-5	0-0	W2	20-17	.541	15-8	3-8	2-1	W4
Kansas State	3-9	.250	3-3	0-6	0-0	L1	19-17	.528	14-4	5-10	0-3	W2
Kansas	2-7	.222	1-2	1-5	0-0	L2	16-20	.444	7-4	5-13	4-3	W2



Series History

WEST VIRGINIA (15-15)

Home: 7-2
 Away: 7-8
 Neutral: 1-5
 Streak: W1
 Last 10: 4-6



ALL-TIME MEETINGS (Since 2013)

3/22/13	Charleston, W. Va.	L, 0-2
3/23/13	Charleston, W. Va.	W, 6-4 (10)
3/23/13	Charleston, W. Va.	L, 1-3
5/15/14	Lubbock, Texas	W, 4-3 (11)
5/16/14	Lubbock, Texas	W, 3-2
5/17/14	Lubbock, Texas	W, 4-0
5/14/15	Morgantown, W. Va.	L, 4-6
5/15/15	Morgantown, W. Va.	L, 2-8
5/16/15	Morgantown, W. Va.	W, 8-2
5/19/16	Lubbock, Texas	W, 2-1
5/20/16	Lubbock, Texas	W, 4-2
5/21/16	Lubbock, Texas	L, 7-8
5/26/16	Oklahoma City, Okla.	L, 4-9
5/6/17	Morgantown, W. Va.	W, 1-0
5/6/17	Morgantown, W. Va.	W, 4-3
5/7/17	Morgantown, W. Va.	L, 2-3
5/26/17	Oklahoma City, Okla.	L, 4-12
3/29/18	Lubbock, Texas	L, 0-1
3/30/18	Lubbock, Texas	W, 4-1
3/31/18	Lubbock, Texas	W, 8-5
5/25/18	Oklahoma City, Okla.	L, 4-12
4/12/19	Morgantown, W. Va.	L, 0-2
4/13/19	Morgantown, W. Va.	L, 3-4
4/14/19	Morgantown, W. Va.	W, 3-0
5/23/19	Oklahoma City, Okla.	L, 1-5
5/25/19	Oklahoma City, Okla.	W, 10-3
5/25/19	Oklahoma City, Okla.	L, 0-2
4/16/21	Morgantown, W. Va.	W, 7-2
4/17/21	Morgantown, W. Va.	L, 5-6
4/18/21	Morgantown, W. Va.	W, 10-1

Individual Honors

Jace Jung (2021)

- Big 12 Player of the Year
- All-America First Team (Collegiate Baseball)
- All-America First Team (NCBWA)
- All-America First Team (Perfect Game)
- All-America Second Team (D1Baseball)
- All-America Second Team (Baseball America)
- All-America Third Team (ABCA)
- All-Big 12 First Team (Unanimous)
- NCAA Lubbock All-Regional Team
- Golden Spikes Award Semifinalist
- Dick Howser Trophy Semifinalist
- Bobby Bragan Slugger Award Finalist
- NCBWA District 7 Co-Player of the Year
- NCBWA Freshman All-American
- National Freshman Hitter of the Year
- ABCA All-Central Region

Jace Jung (2022)

- Big 12 Preseason Player of the Year
- Preseason All-Big 12 First Team (Unanimous)
- Preseason All-America First Team (Collegiate Baseball)
- Preseason All-America First Team (NCBWA)
- Preseason All-America First Team (D1Baseball)
- Preseason All-America First Team (Perfect Game)
- Preseason All-America First Team (Baseball America)
- Golden Spikes Award watch list
- Golden Spikes Award midseason watch list

Kurt Wilson (2021)

- NCAA Lubbock Regional Most Outstanding Player
- NCAA Lubbock All-Regional Team

Easton Murrell (2021)

- NCAA Lubbock All-Regional Team

Cole Stilwell (2021)

- NCAA Lubbock All-Regional Team

Notes

SCOUTING - WEST VIRGINIA

- West Virginia enters the weekend 23-12 and tied for second in the Big 12 standings with a 6-3 (.667) record.
- The Mountaineers last played Wednesday afternoon, defeating Pitt, 3-2, in 11 innings at PNC Park.
- WVU shares the distinction with Tech as one of four teams in the Big 12 with a conference record better than .500.
 - Big 12 Series #1: Won 2-of-3 at TCU.
 - Big 12 Series #2: Swept Baylor at home.
 - Big 12 Series #3: Lost 2-of-3 at home to Oklahoma State.

Note: WVU, Kansas & Oklahoma are the only members entering the weekend that have played just three Big 12 series (nine conference games). TCU has played a league-high five conference series (15 games).

- The Mountaineers scored their first-ever series win at then-No. 10 TCU, from April 1-3, in Fort Worth. It marked the first series win over a top-10 opponent on the road since March 17-19, 2017, at then-No. 10 Baylor.
- WVU also enjoyed a three-game sweep over Baylor from April 8-10, at home. It marked the club's first series sweep over a Big 12 opponent since May 6-8, 2016, vs. Texas.
- In a vote of the league's head coaches, West Virginia was selected to finish eighth in the 2022 Preseason Big 12 Baseball Coaches' Poll.
- Austin Davis (OF) and Jacob Watters (RP) were selected to the Big 12 preseason team. Watters also was named to the NCBWA's Preseason All-America Third Team.

TEXAS TECH-WEST VIRGINIA SERIES HISTORY

- Friday's meeting will be the 31st all-time between the two programs.
- The two squads' have battled to an all-time series record of 15-15, but Tech owns a dominant 7-2 advantage in games played in Lubbock.
- Tech has never lost a home series to the Mountaineers.
- Tech head coach Tim Tadlock and WVU head coach Randy Mazey were both in the first season leading their programs when the first head-to-head matchup was played in 2013 as WVU joined the Big 12.
- Tech has won four of the last five regular-season series and is 14-10 against WVU in regular season games.
- Tech is 1-5 against WVU in games played during the Big 12 postseason Tournament.

LAST TIME VS. WEST VIRGINIA

Texas Tech won the Friday and Sunday matchups to win the weekend series versus West Virginia in 2021. Starting left-handers Mason Montgomery and Patrick Monteverde were honored by the league office the following Monday as Montgomery was named Big 12 Pitcher of the Week and Monteverde collected Big 12 Newcomer of the Week. The duo combined to go 2-0 in the weekend series at WVU, allowing one run on four hits with 19 strikeouts in 13.2 IP. Montgomery became the first Red Raider to strike out 12 in a Big 12 game since Bobby Duran in 2010 (*before Brandon Birdsell struck out 15 this season at Rice this season*) in the Sunday finale. Montgomery sat down the first five batters he faced and retired 10 consecutive hitters to begin the game. He held the Mountaineers to one run on two hits in 6.1 innings before Chase Hampton and Levi Wells added four more strikeouts to secure the win. Shortstop Cal Conley pulled off a feat in the series finale at WVU that hadn't been done by a Red Raider since 1998. The switch hitter went yard from both sides of the plate Sunday with a two-run homer in the fifth from the right side and a two-run blast in the sixth from the left side. It marked the first time a Red Raider has homered from both sides of the plate since Josh Bard did so against Kansas on April 10, 1998.

THIS-N-THAT ABOUT TEXAS TECH

- The Red Raiders are 18-1 in home games this season, and 9-12 in all other games (road & neutral).
- Texas Tech went 17-3 in the month of March but is 5-8 in April.
- Tech is 12-0 at home this season when scoring first.
- Tech is 17-0 at home this season when scoring three or more runs.
- Tech is 24-10 this season against unranked opponents.
- Tech has scored six runs or more in 27 of 40 games this season.
 - TTU is 24-3 in those games. Those three losses have come in the month of April. Tech fell for the first time on April 6 vs. Grand Canyon after entering the ninth inning trailing 8-2 and scoring five in a comeback that fell short, 8-7. It happened again in a 14-9 loss last time out versus Oklahoma in Amarillo, and in the loss to New Mexico last time out via a 3-run walk-off home run.
- Tech has scored in double-digits 15 times out of 40 games.
 - TTU is 14-1 in those games. Tech lost with double-digit scoring for the first time last time out UNM.
- Tech is second in the NCAA in runs scored with 370. UNLV is first with 380.
- Tech has hit five grand slams. If Tech hits a sixth this season, it would be the first time in a season to have six grand slams since 2004 - Blair (3), Brady (1), Fuller (1), Mask (3).
- Texas Tech is 21-7 this season when having at least one home run.
- Tech has scored in the first inning 18 times this season and is 14-4 when doing so.
 - TTU won its first 13 games in 2022 when scoring in the first inning. Tech has not been able to capitalize as of late, holding a 1-4 record when scoring in the first inning over the last five games. It started with a three-game in a row stretch. Tech lost for the first time when scoring in the first against Kansas (4/3), and again against Grand Canyon (4/5 & 4/6), and last time out versus New Mexico.
- Texas Tech scored five or more runs in the first inning for the first time since Feb. 15, 2020, vs. Northern Colorado when it scored seven in the first inning against #2 Texas on March 26.
- Parker Kelly is the first Red Raider to own three grand slams in the same season since Cameron Blair achieved the feat in both 2004 and 2005. Kelly's grand slams were achieved in a five-day span - two in the same game vs. Merrimack on March 5 at home, and again vs. No. 23 Mississippi State on March 9 in a neutral site game in Biloxi.
- Brandon Birdsell's 15 strikeouts against Rice on March 12 were the most by a Red Raider since Bobby Doran's 16 versus Missouri on May 1, 2010.
- Against SFA on March 29, Texas Tech had double-digit doubles (10) in a game for the first time since registering 12 against Kansas on April 25, 2010.



Notes

WHAT IS HAPPENING

Tech is experiencing a five-game losing streak. The last time Tech lost five-straight within the same season was a five-game skid in 2015. Tech also lost five in a row when looking at the last two games of 2020 and the first three of 2021.

The last time Texas Tech lost more than five games in a row was a 9 game stretch in 2013 from April 2-20.

2015	2022
4/25: Okla St. (L, 8-2)	4/12: vs. Oklahoma (L, 14-9)
4/26: Okla. St. (L, 6-3)	4/14: at TCU (L, 7-4)
4/28: Grand Canyon (L, 5-4 ¹⁰)	4/15: at TCU (L, 4-3)
4/29: Grand Canyon (L, 10-5)	4/16: at TCU (L, 11-3)
5/1: at Texas (L, 3-0)	4/19: at New Mexico (L, 11-10)
5/2: at Texas (W, 9-1)	4/22: West Virginia (?)

TEXAS TECH IN THE TOP 25

Texas Tech climbed as high as a consensus Top 5 team in the rankings released on April 4 while sporting a 24-6 record. Since, the Red Raiders remain a Top 10 team in three different ranking systems, including a No. 9 ranking in the D1Baseball poll - the primary ranking system used by the NCAA and the Big 12.

TEXAS TECH WEEK-BY-WEEK IN THE 2022 POLLS

DATE	D1	BA	NCBWA	CB	USA	PG
April 11	4	4	5	8	4	6
April 18	9	17	9	NR	8	15

- Tech matches its highest-ever ranking in the Perfect Game poll, reaching No. 3 on April 4. It was the sixth time they came in at No. 3 in its poll, and the first time since March 9, 2020.

SCORING IN BUNCHES

By Game: Texas Tech ranks No. 2 in the nation in runs scored with 370 while UNLV leads the nation with 380. **Tech owns 15 different games of double-digit scoring** this season and on March 15 in a 28-2 win against New Mexico, scored at least 28 runs in a game for just the seventh time in program history. Tech achieved that mark for the eighth time in program history less than three weeks later defeating Kansas 28-2.

By Inning: Texas Tech set a single inning school record on March 15 against New Mexico by scoring 16 runs in the second inning. The previous record was 13, done so three times before - the last time being this season against Merrimack on March 5. **Texas Tech has scored five runs or more 16 different times this season.**

Scoring highs/game	Scoring highs/inning
28: New Mexico (3/15)	16: New Mexico (3/15, 2nd)
28: at Kansas (4/2)	13: Merrimack (3/5-G2, 5th)
21: Merrimack (3/5)	9: Merrimack (3/5-G1, 6th)
20: Merrimack (3/5)	8: at Kansas (4/2, 6th)
19: SFA (3/29)	7: Merrimack (3/6, 5th)
17: Merrimack (3/4)	7: New Mexico (3/16, 8th)
16: #2 Texas (3/26)	7: #2 Texas (3/26, 1st)
14: Kansas State (4/9)	6: SFA (3/29, 4th)
13: SFA (3/30)	5: Merrimack (3/4, 2nd)
12: Merrimack (3/6)	5: Merrimack (3/5-G1, 8th)
11: New Mexico (3/16)	5: #23 Miss. St. (3/9, 2nd)
11: at Iowa (3/19)	5: SFA (3/30, 8th)
10: Kent State (2/26)	5: at Kansas (4/2, 3rd)
10: Rice (3/11)	5: at Kansas (4/2, 9th)
10: New Mexico (4/19)	5: at Grand Canyon (4/6, 9th)
	5: Kansas State (4/9, 5th)

HOME vs. AWAY

It's no secret there's something special about Rip Griffin Park where the Red Raiders are 18-1, below is a side by side comparison of some things working at home versus on the road:

HOME (18-1)	ROAD & NEUTRAL (9-12)
Team Batting Average: .348	Team Batting Average: .250
Team On-Base Percentage: .461	Team On-Base Percentage: .367
Team ERA: 4.05	Team ERA: 5.79
Opp. Batting Average: .239	Opp. Batting Average: .259

JACE JUNG NAMED TO GOLDEN SPIKES MIDSEASON WATCH

On April 5, USA Baseball unveiled that Texas Tech sophomore Jace Jung was named to the 2022 Golden Spikes Award midseason watch list, moving closer to naming the top amateur baseball player in the country. The midseason watch list features 45 of the nation's top amateur players from the high school and college ranks.

KURT WILSON NAMED TO BROOKS WALLACE AWARD WATCH LIST

On April 12, Kurt Wilson was named to the initial 2022 Brooks Wallace Award watch list, the College Baseball Foundation announced. The award honors the nation's top shortstop. Last season, Texas Tech's Cal Conley was among the first 100 players unveiled to the initial watch list for the Brooks Wallace Award and was named the winner. Conley was the first Red Raider to win the award, which was established in 2004.

WALK IT OUT

Texas Tech batters have registered 243 walks this season after 40 games, ranking T-No. 1 in NCAA DI baseball. Mercer is tied for No. 1 with the Red Raiders. Jace Jung leads the nation in walks with 43.

DOUBLE-DOUBLE

Texas Tech has hit 99 doubles this season, ranking second-most in the nation. UNLV leads the nation with 113 followed by Texas Tech (99) and then Tennessee is third (96).

THE HITS KEEP COMING

Tech ranks No. 6 in the NCAA in hits with 418. Jace Jung (55) and Kurt Wilson (50) have both recorded more than 50 hits while there are six Red Raiders that have recorded at least 40 hits.

THE BALL MAGNET

Tech's Easton Murrell has been hit by a pitch 15 times this season. Even more astonishing is Murrell has only played in 25 of the Red Raiders' 40 games this season. Cole Stilwell is second on the team in HBP with five and he's played in the 39 games. Murrell is already ranking seventh in single-season Tech history for HBP's.

2022 Texas Tech Record When...

	ALL	BIG 12
All Opponents	27-13	7-5
At Rip Griffin Park	18-1	5-1
On the road	7-8	2-4
At neutral sites	2-4	0-0
Big 12 Opponents	---	7-5
Non-Conference	20-8	---
Day Games	18-8	4-3
Night Games (6 p.m. & after)	9-5	3-2
Top-5 Teams	2-1	2-1
Top-10 Teams	0-0	0-0
Top 25 Teams	1-2	0-0
Unranked Teams (as ranked by D1Baseball.com)	24-10	5-4
February	5-2	0-0
March	17-3	2-1
April	5-8	5-4
May	0-0	0-0
June	0-0	0-0
Monday	0-0	0-0
Tuesday	5-4	0-0
Wednesday	3-1	0-0
Thursday	0-1	0-1
Friday	6-1	3-1
Saturday	8-2	3-1
Sunday	5-4	1-2
vs Left-handed Starter	4-2	2-1
vs Right-handed Starter	23-11	5-4
1-Run games	5-4	2-1
2-Run games	1-0	0-0
5+Run games	15-5	3-2
Extra innings	3-0	2-0
Shutouts	1-0	1-0
Scoring 0-2 runs	0-3	0-1
Scoring 3-5 runs	3-7	1-4
Scoring 6-9 runs	10-2	3-0
Scoring 10+ runs	14-1	3-0
Opponent 0-2 runs	11-1	3-0
Opponent 3-5 runs	12-1	2-1
Opponent 6-9 runs	3-6	1-2
Opponent 10+ runs	1-5	1-2
Scored in 1st inning	14-4	3-1
Opp. scored in 1st inning	7-2	3-1
Scores first	18-8	3-2
Opponent scores first	9-5	4-3
Leading after the 6th	21-1	5-0
Trailing after the 6th	6-12	2-5
Tied after the 6th	0-0	0-0
one game ended after 7 inn in 2022		
Leading after the 7th	22-1	5-0
Trailing after the 7th	4-11	1-4
Tied after the 7th	1-0	1-0
Leading after the 8th	21-1	4-0
Trailing after the 8th	2-11	1-4
Tied after the 8th	4-0	2-0
Hit 0 home runs	6-6	0-3
Hit 1 home run	7-2	1-2
Hit 2+ home runs	14-5	6-0
Opponent 0 home runs	15-2	3-1
Opponent 1 home run	7-6	1-2
Opponent 2+ HRs	5-5	3-2
Made 0 errors	11-7	4-4
Made 1 error	11-3	3-1
Made 2+ errors	5-3	0-0
Opponent made 0 errors	8-6	1-3
Opponent made 1 error	10-5	3-1
Opponent made 2+ errors	9-2	3-1
Out-hit opponent	20-0	4-0
Out-hit by opponent	4-10	2-5
Hits are tied	3-3	1-0

RECORD WATCH

HOME RUNS (CAREER)

1. Clint Bryant (1993-96)	44
2. Josh Bard (1997-99)	43
Joe Dillon (1996-97)	43
4. Mike Humphreys (1985-88)	41
5. Roger Kieschnick (2006-08)	39
6. Dion Ruecker (1995-96)	37
John Grimes (1982-85)	37
8. Eric Gutierrez (2013-16)	36
<i>Jace Jung (2021-22)</i>	<i>36</i>
10. Keith Ginter (1997-98)	34
11. Josh Jung (2017-19)	33
Barrett Barnes (2010-12)	33

WALKS (SEASON)

1. Keith Ginter (19980)	78
2. Stubby Clapp (1996)	66
3. Ryan Ruiz (1999)	59
4. Josh Jung (2019)	53
Jason Totman (1995)	53
6. Bryan Cowan (1976)	52
7. Keith Ginter (1997)	51
8. Clint Bryant (1995)	50
9. Jose Delgado (2004)	49
Scott Holzhauer (2000)	49
Jace Jung (2021)	49
<i>XX. Jace Jung (2022)</i>	<i>43</i>

SAVES (SEASON)

1. Chad Bettis (2010)	10
Brandon Roberson (1999)	10
3. Hayden Howard (2016)	9
4. Clayton Beeter (2019)	8
Steve Rowe (2002)	8
Blake McGinley (2001)	8
Tom Black (1976)	8
8. Dominic Moreno (2015)	7
John Neely (2011)	7
Chad Bettis (2009)	7
Kevin Tracey (2000)	7
Brad Ralston (1997)	7
<i>XX. Trendan Parish (2022)</i>	<i>6</i>

HIT BY PITCH (SEASON)

1. Nick Blankenship (2002)	28
2. Jamodrick McGruder (2011)	25
3. Eric Gutierrez (2016)	20
Eric Gutierrez (2013)	20
5. Eric Gutierrez (2014)	16
Cody Fuller (2004)	16
7. Cody Farhat (2018)	15
<i>Easton Murrell (2022)</i>	<i>15</i>
9. Cameron Warren (2018)	14
Brennan Moore (2012)	14
Cody Fuller (2005)	14

Notes

SEVEN BIG 12 WEEKLY AWARDS AND COUNTING...

• Andrew Morris (Newcomer of the Week, April 11): Threw seven innings, striking out nine without a walk as he picked up a win against Kansas State on Friday. The Colorado Mesa transfer allowed three runs on six hits, but it was more than enough for a 6-3 Red Raider victory. Morris owns a 3.74 ERA for the season in seven starts (4-0), but over his last five starts, he owns a 2.36 ERA and is 4-0. He has 38 strikeouts and eight walks during that span.

• Andrew Morris (Newcomer of the Week, March 28): Threw six innings in Texas Tech's March 25, extra-inning victory over Texas. He allowed one run in the start, surrendering a leadoff home run to the game's first batter. The Colorado Mesa transfer settled down to strike out seven and keep the Longhorns off the board for the remainder of his outing.

• Brandon Birdsell (Pitcher of the Week, March 14): Tossed a career game on Saturday at Rice, striking out 15 batters in a six-inning no-hitter. His final line was 6.0 IP, 0 H, 0 ER, 15 K & 0 BB. Birdsell was also the first Red Raider to carry a no-hitter through 6.0 innings since Mason Montgomery (6.0 IP) at Texas on March 17, 2019.

• Parker Kelly (Player of the Week, March 7): In five games, Kelly hit .421 with 13 RBI and three home runs, and one double. The week included a massive Saturday contest that featured the senior mash all three home runs in one game, including two for Grand Slams, that added up to nine RBI - tying a Texas Tech program record for a single game.

• Owen Washburn (Newcomer of the Week, March 7): Recorded his first two career home runs collecting the two in back-to-back games. He owned a .421 batting average over five games, and also collected a double in addition to the two home runs, and racked up eight RBI.

• Ty Coleman (Player of the Week/Newcomer of the Week, Feb. 28): In four games, Coleman hit .471 with 11 RBI and two doubles and two home runs. He had four RBI in two different games, had a 1.441 OPS, scored six runs, and four of his eight hits went for extra bases.

PROS GROW HERE

After the season, Texas Tech turned in the second-most Major League Baseball Draft selections of any team in the country with nine. Despite only a 20-round draft, Tech boasted its third-highest draft haul in school history, matching its total from 2012 while only trailing the 11 Red Raiders picked following the 2018 season and 10 chosen in 2016.

LET'S MAKE IT FOUR

Only two other programs in the country have hosted a Super Regional three-consecutive seasons. The Red Raiders' have hosted a Super Regional five times in program history, and until faltering last season against Stanford, has advanced to the College World Series in their four previous tries.

5-STRAIGHT REGIONALS IN LUBBOCK

For five-consecutive postseasons, the Red Raiders have been one of 16 host sites selected to host the regional round by the NCAA Selection Committee. Texas Tech is the only program in the country to host every year since 2016. It was the first time in school history Tech secured hosting an NCAA Regional in five-straight seasons, and it was the eighth time overall. The Red Raiders have played regional action in Lubbock in 1996, 1997, 1999, 2016, 2017, 2018, 2019 and 2021.

WAS THAT TADLOCK'S BEST COACHING JOB?

Despite significant injuries issues all season long in 2021, Tim Tadlock had the Red Raiders back in the Super Regionals for the fifth time in seven years and in position for yet another postseason run. The Red Raiders have been ranked in the Top-10 of at least one national poll for 16 of a possible 17 weeks during the 2021 season, despite starting the year with three key arms on the shelf in starters Austin Becker and Hunter Dobbins and lefty reliever Jakob Brustoski. Tech would have a fourth loss in Friday starter Brandon Birdsell. Tech also lost the Big 12 Preseason Player of the Year in Dylan Neuse and a versatile starter in Kurt Wilson around the same time it lost Birdsell. Wilson started the first 26 games of the season between various positions, mostly at third base and in the outfield, before injuring a thumb in the TCU series and missing the next seven weeks. Finally, starting outfielder Dillon Carter missed the first 20 games of the season, returning in the USF series and filling in at center field.

BIG 12 PLAYER OF THE YEAR AWARD RESIDES IN LUBBOCK

The Big 12 Player of the Year trophy has been in the Jung household since 2019 and will remain there until at least 2022 as Jace Jung made it back-to-back Jung's to win the award. Josh Jung won it in 2019 before being picked No. 8 overall in the 2019 MLB Draft. The award was not presented in 2020. A Red Raider has now won four of the last five Big 12 Player of the Year awards - Eric Gutierrez (2016), Hunter Hargrove (2017), Josh Jung (2019), Jace Jung (2021).

TOP-3 FINISH IN CONFERENCE

Texas Tech is the only program in the Big 12 to finish in the top three of the league standings every year since 2016. The Red Raiders wrapped up conference play at 14-10, including series wins over No. 3 Texas and No. 10 TCU. Tech won six of its eight Big 12 series, including three out of the four it played on the road. The Red Raiders finished the regular season strong with series wins in three of its last four series. Tech was especially strong on the back-end of weekend series this season, going a combined 11-5 in middle games and series finales. You could look to a lack of midweek games as a potential reason for a poor record in series openers as the Red Raiders were 2-0 in Big 12 openers following midweek games and just 1-5 in openers following no midweek game.

TECH BASEBALL IN HIGH DEMAND

For the eighth-consecutive year, the Texas Tech baseball allotment of season tickets sold out.

More than 2,750 season tickets have been sold for the 2022 season, establishing a new season ticket sales record. It is the eighth sell-out in 10 years under head coach Tim Tadlock and his staff's leadership.

BIG 12 PRESEASON POLL

TEAM	POINTS
1. Texas (8)	64
2. Oklahoma State (1)	52
3. Texas Tech	49
4. TCU	48
5. Baylor	33
6. Oklahoma	25
7. Kansas State	23
8. West Virginia	20
9. Kansas	10

BIG 12 PRESEASON PLAYERS OTY

C: Silas Ardoin, Texas
IF: Peyton Graham, Oklahoma
IF: Brayden Taylor, TCU*
IF: Mitchell Daly, Texas
IF: Trey Faltine, Texas
IF: Jace Jung, Texas Tech*
OF: Jared McKenzie, Baylor*
OF: Dylan Phillips, Kansas State
OF: Austin Davis, West Virginia
DH: Ivan Melendez, Texas*
UT: Nolan McLean, Oklahoma State
UT: Jake Thompson, Oklahoma State
SP/UT: Justin Campbell, Oklahoma State*
SP: Austin Krob, TCU
SP: Pete Hansen, Texas
SP: Tristan Stevens, Texas*
RP: Aaron Nixon, Texas
RP: Jacob Watters, West Virginia
* - Unanimous Selection

BIG 12 UPCOMING SCHEDULE

Friday, April 22

#21 TCU at #3 Oklahoma State 6 p.m.
UC Irvine at Kansas State 6 p.m.
Oklahoma at Kansas 6 p.m.
Baylor at #10 Texas 6:30 p.m.
West Virginia at #9 Texas Tech 6:30 p.m.

Saturday, April 23

Baylor at #10 Texas 1 p.m.
Oklahoma at Kansas 2 p.m.
West Virginia at #9 Texas Tech 2 p.m.
UC Irvine at Kansas State 4 p.m.
#21 TCU at #3 Oklahoma State 6 p.m.

Sunday, April 24

UC Irvine at Kansas State 11 a.m.
Baylor at #10 Texas 1 p.m.
Oklahoma at Kansas 1 p.m.
West Virginia at #9 Texas Tech 1 p.m.
#21 TCU at #3 Oklahoma State 1 p.m.



BIG 12 CONFERENCE

NATIONAL RANKINGS (April 18 rankings)

D1 Baseball

Team	Record
1. Tennessee	33-3
2. Oregon State	27-7
3. Oklahoma State	26-10
4. Arkansas	28-7
5. Miami (FL)	28-8
6. Southern Miss.	27-8
7. Stanford	20-11
8. Virginia Tech	23-9
9. Texas Tech	27-12
10. Texas	26-12
11. Virginia	27-9
12. Gonzaga	23-9
13. UCLA	24-11
14. Georgia	26-10
15. Connecticut	28-7
16. Louisville	24-11
17. Texas State	28-9
18. Notre Dame	21-8
19. Auburn	24-12
20. Oregon	24-11
21. TCU	24-12
22. LSU	23-12
23. Dallas Baptist	23-12
24. Maryland	29-7
25. Georgia Southern	24-11

Baseball America

Team	Record
1. Tennessee	33-3
2. Oklahoma State	26-10
3. Oregon State	27-7
4. Arkansas	28-7
5. Miami (FL)	28-8
6. Stanford	20-11
7. Southern Miss.	27-8
8. Virginia	27-9
9. Florida State	22-13
10. Oregon	24-11
11. Virginia Tech	23-9
12. Gonzaga	23-9
13. Louisville	24-11
14. Notre Dame	21-8
15. TCU	24-12
16. UCLA	24-11
17. Texas Tech	27-12
18. Georgia	26-10
19. Georgia Southern	24-11
20. Texas	26-12
21. Texas State	28-9
22. Maryland	29-7
23. Auburn	24-12
24. Wofford	27-9
25. Dallas Baptist	23-12

NCBWA

Team	Record
1. Tennessee	33-3
2. Oregon State	27-7
3. Arkansas	28-7
4. Oklahoma State	26-10
5. Miami (FL)	28-8
6. Southern Miss.	27-8
7. Texas	26-12
8. Stanford	20-11
9. Texas Tech	27-12
10. Gonzaga	23-9
11. Virginia	27-9
12. Georgia	26-10
13. Connecticut	28-7
14. Notre Dame	21-8
15. UCLA	24-11
16. Virginia Tech	23-9
17. Louisville	24-11
18. Texas State	28-9
19. Maryland	29-7
20. Vanderbilt	25-10
21. TCU	24-12
22. Oregon	24-11
23. LSU	23-12
24. Dallas Baptist	23-12
25. Auburn	24-12

Collegiate Baseball

Team	Record
1. Tennessee	33-3
2. Arkansas	28-7
3. Oklahoma State	26-10
4. Miami (FL)	28-8
5. Vanderbilt	25-10
6. Stanford	20-11
7. Oregon State	27-7
8. Rutgers	30-6
9. Texas State	28-9
10. Oregon	24-11
11. Louisville	24-11
12. UCLA	24-11
13. UC Santa Barbara	24-8
14. Connecticut	28-7
15. Southern Miss.	27-8
16. Virginia	27-9
17. Notre Dame	21-8
18. Texas	26-12
19. Arizona	24-12
20. Georgia	26-10
21. Auburn	24-12
22. TCU	24-12
23. NC State	23-11
24. Florida State	22-13
25. Central Michigan	23-10

USA Coaches

Team	Record
1. Tennessee	33-3
2. Oregon State	27-7
3. Arkansas	28-7
4. Oklahoma State	26-10
5. Miami (FL)	28-8
6. Southern Miss.	27-8
7. Texas	26-12
8. Texas Tech	27-12
9. Virginia	27-9
10. Georgia	26-10
11. Gonzaga	23-9
12. Stanford	20-11
13. Virginia Tech	23-9
14. UCLA	24-11
15. Notre Dame	21-8
16. Connecticut	28-7
17. Texas State	28-9
18. Louisville	24-11
19. Vanderbilt	25-10
20. TCU	24-12
21. Maryland	29-7
22. Auburn	24-12
t23. Oregon	24-11
t23. LSU	23-12
25. Dallas Baptist	23-12

Perfect Game

Team	Record
1. Tennessee	33-3
2. Oregon State	27-7
3. Oklahoma State	26-10
4. Arkansas	28-7
5. Southern Miss.	27-8
6. Miami (FL)	28-8
7. Gonzaga	23-9
8. Connecticut	28-7
9. Virginia Tech	23-9
10. TCU	24-12
11. Texas	26-12
12. Oregon	24-11
13. Notre Dame	21-8
14. Virginia	27-9
15. Texas Tech	27-12
16. Grand Canyon	25-12
17. Florida State	22-13
18. Stanford	20-11
19. Vanderbilt	25-10
20. UCLA	24-11
21. Rutgers	30-6
22. Louisville	24-11
23. Georgia	26-10
24. LSU	23-12
25. Auburn	24-12

TEXAS TECH WEEK-BY-WEEK IN THE 2022 POLLS

DATE	D1	BA	NCBWA	CB	USA	_PG
Preseason	14	23	14	4	12	12
Feb. 21	20	NR	21	16	no update	21
Feb. 28	19	NR	21	23	no update	19
Mar. 7	17	NR	15	19	11	16
Mar. 14	17	23	12	17	13	14
Mar. 21	16	23	11	16	11	11
Mar. 28	7	7	6	6	6	4
April 4	4	5	4	5	4	3
April 11	4	4	5	8	4	6
April 18	9	17	9	NR	8	15

ALL-TIME NO. 1 RANKINGS

Poll	DATE
Collegiate Baseball	4/14/97
Collegiate Baseball	4/21/97
Collegiate Baseball	4/28/97
Collegiate Baseball	2/17/20
NCBWA	2/17/20

HIGHEST FINAL RANKING IN EACH POLL

Poll	YEAR	Ranking
Baseball America	2020	2nd
NCBWA	2019	4th
Collegiate Baseball	2019	4th
USA Today Coaches	2020	3rd
D1Baseball.com	2016, 2019, 2020	4th
Perfect Game	2020	3rd

HIGHEST RANKING IN EACH POLL

Poll	DATE	Ranking
Baseball America	3/9/20	(3x) 2nd
NCBWA	2/17/20	1st
Collegiate Baseball	2/17/20	(4x) 1st
USA Today Coaches	3/27/17	2nd
D1Baseball.com	3/5/18	(7x) 3rd
Perfect Game	4/4/22	(6x) 3rd



DAN LAW FIELD AT RIP GRIFFIN PARK

TOP-20 ATTENDANCE MARKS - SINGLE GAME

Game	Date	Attendance	Result
1. #9 Oklahoma State	June 8, 2019	4,833	L, 5-6
2. Duke	June 9, 2018	4,818	W, 6-4
Duke	June 10, 2018	4,818	L, 2-11
4. #16 East Carolina	June 12, 2016	4,817	W, 11-0
#17 East Carolina	June 11, 2016	4,817	W, 3-1 (13)
#17 East Carolina	June 10, 2016	4,817	L, 6-8
7. #16 College of Charleston	June 8, 2014	4,811	W, 1-0
#16 College of Charleston	June 7, 2014	4,811	W, 1-0
9. #9 Oklahoma State	June 9, 2019	4,782	W, 8-6
10. North Carolina	June 5, 2021	4,737	W, 7-2
11. #21 UCLA	June 6, 2021	4,737	W, 8-2
12. #9 Oklahoma State	June 7, 2019	4,732	W, 8-6
Sam Houston State	June 5, 2017	4,732	L, 3-4
Sam Houston State	June 4, 2017	4,732	L, 8-9
Sam Houston State	June 3, 2017	4,732	W, 6-0
Delaware	June 2, 2017	4,732	W, 5-2
#17 Dallas Baptist	June 6, 2016	4,732	W, 5-3
Dallas Baptist	June 5, 2016	4,732	L, 6-10
New Mexico	June 4, 2016	4,732	W, 4-3
Fairfield	June 3, 2016	4,732	W, 12-1

YEARLY ATTENDANCE - NCAA RANKINGS

YEAR	DATES	TOTAL	RANK	AVERAGE	RANK	RECORD
2012	33	94,173	21st	2,853	21st	22-11
2013	29	73,299	26th	2,527	26th	19-10
2014	35	89,355	20th	2,553	29th	33-4
2015	27	98,969	17th	3,665	13th	20-10
2016	34	130,919	15th	3,851	15th	25-9
2017	29	120,173		4,143	13th	23-6
2018	34	136,684	11th	4,142	10th	28-6
2019	37	144,339	10th	3,901	14th	30-7
2020	11	40,567	14th	3,698	13th	11-0
2021	34	119,916		3,527		27-7
Totals	299	1,048,394		3,506		238-70

TOP 3-GAME SERIES ATTENDANCE

Series	Dates	Total	Average
1. #17 East Carolina	June 10-12, 2016	14,451	4,817
2. #9 Oklahoma State	June 7-9, 2019	14,347	4,782
3. Duke	June 9-11, 2018	14,110	4,703
4. #18 Texas	May 4-6, 2018	13,296	4,432
Kansas	May 18-20, 2017	13,296	4,432
#2 TCU	April 28-30, 2017	13,296	4,432
Oklahoma State	April 21-23, 2017	13,296	4,432
#29 Baylor	April 7-9, 2017	13,296	4,432
Texas	April 22-24, 2016	13,296	4,432
10. Baylor	April 23-25, 2021	12,895	4,298

TOP 2-GAME SERIES ATTENDANCE

Series	Dates	Total	Average
1. #16 College of Charleston	June 7-8, 2014	9,622	4,811
2. #9 Stanford	June 11-12, 2021	9,464	4,732
3. New Mexico State	March 10-11, 2015	6,661	3,331
4. Stetson	March 24-25, 2019	6,524	3,262
5. New Mexico State	March 1-2, 2016	6,375	3,188
6. Grand Canyon	April 28-29, 2015	6,239	3,120
7. Oral Roberts	March 17-18, 2015	6,233	3,117
8. Alabama A&M	March 13-14, 2012	5,924	2,962
9. New Mexico	April 17-18, 2012	5,030	2,515
10. Florida Gulf Coast	March 20-21, 2012	4,959	2,480

TOP ATTENDANCE MARKS

Opening Day	4,432 vs. Oregon (Feb. 15, 2019)
Day Game	4,818 vs. Duke (June 9, 2018)
Night Game	4,833 vs. #9 Oklahoma State (June 8, 2019)
Midweek Game	4,432 vs. #4 Arizona (March 7, 2017)

Series Opener	4,818 vs. Duke (June 9, 2018)
Middle Game	4,833 vs. #9 Oklahoma State (June 8, 2019)
Series Finale	4,817 vs. #16 East Carolina (June 12, 2016)
Total Attendance	144,339, 37 games (2019)
Average Attendance	4,143, 29 games (2017)
3,000 + Attendance Games in a Season	37 (2019)*
4,000 + Attendance Games in a Season	20 (2018)*
Consecutive 3,000+ attendances	89, Apr. 7, 2017-Mar. 8, 2020

Monday	4,732, 2x vs. Sam Houston State (June 5, 2017)
Tuesday	4,432 vs. #4 Arizona (March 7, 2017)
Wednesday	3,327 vs. Oral Roberts (March 18, 2015)
Thursday	4,393 vs. #2 TCU (April 2, 2015)
Friday	4,817 vs. #17 East Carolina (June 10, 2016)
Saturday	4,833 vs. #9 Oklahoma State (June 8, 2019)
Sunday	4,818 vs. Duke (June 10, 2018)



TEXAS TECH UNIVERSITY

THE STATE OF TEXAS' TOP ATHLETICS DEPARTMENT

- With all the talk of conference realignment in the air, it's important to remember Texas Tech has led all schools in the state of Texas in the Capital One Cup men's standings in two of the last three complete athletic seasons after finishing third nationally in 2018-19 and then 14th for the 2017-18 athletic year. Below are several other facts regarding Texas Tech's success in competition.
- Since 2017, Texas Tech has had 15 of its 17 athletic programs compete in the NCAA postseason or a bowl game.
- Texas Tech has had six different programs finish among the top-10 teams nationally in their respective sport since 2014 alone.
- The Red Raiders have appeared in 38 bowl games in their history, which ranks tied for third among Big 12 programs and among the top-25 teams in college football history.
- Texas Tech claimed the 2019 Men's Outdoor Track and Field National Championship under head coach Wes Kittley.
- Texas Tech played in the 2019 NCAA Championship Game as well as in two consecutive Elite Eights (2018-19). The Red Raiders are one of four men's basketball programs in the country with multiple Elite Eight appearances over the last three NCAA Tournaments.
- Texas Tech has advanced to the Men's College World Series four times in recent years (2014, 2016, 2018, 2019), which is tied for the most trips to the hallowed grounds in Omaha among teams nationally since 2014.
- Lady Raider Basketball remains one of the top programs in women's college basketball history as Texas Tech ranks 19th all-time among power-five programs with its 925 victories. Backed by the legendary Sheryl Swoopes, the Lady Raiders claimed the NCAA National Championship in 1993, the first team national championship in school history.
- Since joining the Big 12 as a charter member in 1996, Texas Tech has won 27 conference titles, with 11 of those coming in the past six years alone.
- In addition to its athletics success, Texas Tech has unveiled several new facilities in recent years with the opening of the \$48 million Sports Performance Center in 2017, the Cash Family Sports Nutrition Center in 2020 and the \$32.2 million Dustin R. Womble Basketball Center this past May.

THE NATION'S MOST DEDICATED FANS

- Texas Tech boasts one of the most rabid fan bases in all of college athletics as Red Raider fans have traditionally traveled in droves for bowl trips as well as to basketball games in locations like New York City, Anaheim (CA) and Minneapolis for the Final Four as well as to Omaha for the Men's College World Series.
- To date, Texas Tech has played in the highest-attended games for three bowl games, including two prominent ones in the state of Texas: the Goodyear Cotton Bowl (Dallas), the Academy Sports + Outdoors Texas Bowl (Houston) and the Holiday Bowl (San Diego).
- The Red Raiders had 88,175 fans on tap for the 2009 Cotton Bowl when the Red Raiders faced Ole Miss in the bowl's final game at historic Fair Park. It remains the highest-attended contest in the bowl's history even with the move to AT&T Stadium in Arlington, which can reach over 100,000 fans in capacity.
- Additionally, Texas Tech helped set the Texas Bowl attendance record in 2015 when the Red Raiders faced LSU in NRG Stadium. The bowl drew 71,307 fans that night to see a pair of future NFL standouts in Texas Tech's Patrick Mahomes II and Jaqueem Grant.
- At home, Texas Tech has sold out of season tickets for its baseball program over seven consecutive seasons now and will likely be looking at another sellout in 2022 after the Red Raiders advanced to the NCAA Super Regional round this past June.
- Texas Tech has sold out of season tickets in each of its last two men's basketball seasons, giving the Red Raiders the premier homecourt advantage in college basketball at 15,000-seat United Supermarkets Arena. The Red Raiders averaged a conference-leading 14,057 fans per game during the 2019-20 basketball season.
- On social media, Texas Tech student-athletes earned the highest engagement rate on their posts among peer power-five institutions over the past athletic year. Texas Tech's social media accounts accumulated over 35 million combined video views during the 2020-21 year alone.
- Texas Tech's brand has the ability to reach the nation through its creative social media usage. Texas Tech currently boasts the fifth-highest TikTok following by athletics accounts in the nation.
- Texas Tech is annually one of the top-performing schools among the Collegiate Licensing Company's (CLC) partner institutions, ranking 19th nationally in royalties generated this past year.

A PREMIER RESEARCH INSTITUTION

- Texas Tech University is the flagship institution, with a Moody Aa1 rating, of the five-member Texas Tech University System.
- Texas Tech is one of 16 universities designated as a Carnegie Very High Research Activity Institution and a Hispanic Serving Institution.
- Texas Tech has been named Higher Education Excellence in Diversity award winner in each of the last nine years. The university currently boasts 42 percent of its students identifying as racial-ethnic minorities.
- Texas Tech is a five-star Campus Pride Institution, one of two in Texas, and No. 25 on the Campus Pride Index.
- Texas Tech has awarded over \$170 million in scholarships recently with over 50 percent of students receiving scholarship support.
- Texas Tech boasted more than \$192 million in research expenditures in 2020 alone.

Quick Facts

UNIVERSITY INFORMATION

School _____ Texas Tech University
 Location _____ Lubbock, Texas
 Founded _____ 1923
 Enrollment _____ 40,666
 Nickname _____ Red Raiders
 School Colors _____ Scarlet & Black
 Affiliation _____ NCAA Division I
 Conference _____ Big 12
 Chancellor _____ Dr. Tedd L. Mitchell
 Interim President _____ Dr. Lawrence Schovanec
 Director of Athletics _____ Kirby Hocutt
 Faculty Representative _____ Brian Shannon
 Athletic Department Phone _____ (806) 742-3355
 Ticket Office _____ (806) 742-8324

HISTORY

First Year of Baseball _____ 1926, then 1954
 All-Time Record (Years) _____ 1,815-1,339-8 (72)
 All-Time Conference Record (Years) _____ 591-645-2 (52)
 All-Time Big 12 Record (Years) _____ 332-291-2 (23)
 Against Ranked Opponents (since 1995) _____ 232-264
 SWC Tournament Record (Years) _____ 9-9 (5)
 Big 12 Tournament Record (Years) _____ 23-40 (20)
 All-Time Extra-Innings Record _____ 60-42-2
 All-Time Home Record _____ 1,171-511-5
 All-Time Road Record _____ 501-706-3
 All-Time Neutral Record _____ 143-122
 NCAA Tournament Record _____ 44-35
 NCAA Regionals _____ 15
 (1995-2002, 2004, 2014, 2016-19, 2021)
 NCAA Super Regionals _____ 6
 (2014, 2016, 2018-19, 2021)
 College World Series App. _____ 4
 (2014, 2016, 2018-19)
 Hosted NCAA Regionals _____ 8
 (1996, 1997, 1999, 2016-19, 2021)
 Conference Titles _____ 7
 (2 SWC, 5 Big 12)

COACHING STAFF

Head Coach _____ Tim Tadlock (Texas Tech '92)
 Career Record (Years) _____ 775-299 (20th Year)
 Record at TTU / years _____ 340-172 (10th Year)
 Asst. Coach/Recruiting Coordinator _____ J-Bob Thomas (10th Year)
 Asst. Coach/Pitching Coach _____ Matt Gardner (9th Year)
 Volunteer Asst. Coach _____ Eric Gutierrez (4th Year)
 Director of Operations _____ Joe Hughes (10th Year)
 Special Assistant _____ Ray Hayward (10th Year)
 Athletic Trainer _____ Bryan Simpson (9th Year)
 Dir. of Player Dev./Support Services _____ Lyndee Kiesling (6th Year)
 Equipment Manager _____ Shishir Bhakta (22nd Year)
 Baseball Office Phone _____ (806) 834-4836

STADIUM INFORMATION

Home Field _____ Dan Law Field at Rip Griffin Park
 Surface _____ FieldTurf
 Capacity _____ 4,432
 Stadium Record (2012-Present) _____ 236-71
 Dimensions _____ 330-LF, 404-CF, 330-RF
 Fence Height _____ 7'-6" / 2.29m

ATHLETICS COMMUNICATIONS

Associate Director/Baseball Contact _____ Matt Burkholder
 Cell Phone _____ (559) 862-3771
 Email _____ matt.burkholder@ttu.edu
 Twitter: _____ @TTU_Baseball
 Website _____ www.TexasTech.com
 Mailing Address _____ 2508 6th Street

Head Coach Tim Tadlock



PERSONAL

Date of Birth _____ December 21, 1968 (53 years old)
 Hometown/HS _____ Denton, TX/Denton High School, 1987

FAMILY

Wife _____ Kelly (Married 26 years - July 23, 1994)
 Children _____ Chloe and Benjamin

EDUCATION:

Bachelor's _____ Texas Tech University (1992)
 Master's _____ University of Texas at Tyler (1994)

PLAYING CAREER

1988-89 _____ Hill College
 1990-91 _____ Texas Tech

COLLEGE COACHING CAREER

1993-96 _____ Hill College Assistant Coach
 1997-2005 _____ Grayson County College Head Coach
 2006-2011 _____ Oklahoma Assistant Coach
 2012 _____ Texas Tech Assoc. Head Coach
 2013-Present _____ Texas Tech Head Coach

Collegiate Head Coaching Record _____ 775-299 (19th Season)
 Record at Texas Tech _____ 340-172 (9th Season)

AWARDS & HONORS

2018 National Coach of the Year
 2014 National Coach of the Year
 2016 Big 12 Coach of the Year

YEAR-BY-YEAR RECORDS

Year	Overall	Conf	Place	Big 12	NCAA	CWS
2013	26-30	9-15	8th	1-2	0-0	0-0
2014	45-21	14-10	4th	0-2	5-3	0-2
2015	31-24	13-11	T-3rd	1-2	0-0	0-0
2016	47-20	19-5	1st	1-2	6-4	1-2
2017	45-17	16-8	T-1st	1-2	2-2	0-0
2018	45-20	15-9	3rd	1-2	6-3	1-2
2019	46-20	16-8	1st	3-2	7-3	2-2
2020	16-3	---	---	---	---	---
2021	39-17	14-10	3rd	1-2	3-2	---
Total	340-172	116-76	---	9-16	29-17	4-8

ALL GAMES

Overall	340-172 (.664)
Home	215-59
Away	88-72
Neutral	37-41

BIG 12 CONFERENCE GAMES

Overall	116-76 (.603)
Home	63-33
Away	53-43

NON-CONFERENCE GAMES

Overall	224-96 (.700)
Home	152-26
Away	35-29
Neutral	37-41

NCAA TOURNAMENT GAMES

Overall	29-17 (.630)
Home	22-8
Away	2-1
Neutral	5-7

The 2022 season is the 10th as head coach at Texas Tech for Tim Tadlock. During his tenure, Tadlock has built his alma mater into a national powerhouse, leading the Red Raiders to four College World Series in the last seven contested seasons and claiming three of the last five Big 12 Championships.

A two-time National Coach of the Year, Tadlock was named head coach of his alma mater on June 8, 2012, becoming the ninth head coach in program history. He owns a collegiate career record of 775-299 in 18 years as a head coach with nine seasons at Grayson County College (435-127) and nine at Texas Tech (340-172).

Under Tadlock, the Red Raiders have become a national contender year in and year out. Tech is one of four schools in the nation to advance to the College World Series four times since 2014, including consecutive trips in 2018 and 2019 for the first time in school history. Tadlock has put his teams in a position to host five consecutive regionals, making Texas Tech the only school in the country to accomplish the feat. In each of the last five tournaments Tech hosted, Tech was also named a national seed having most recently been the No. 8 seed in 2021.

During Tadlock's nine seasons, the Red Raiders have recorded five 45+ win seasons and three Big 12 titles. Individually, Tech has earned 49 All-America honors, 29 Freshman All-America honors, a College Baseball Foundation National Pitcher of the Year, a Brooks Wallace Award Winner, and two Bobby Bragan Collegiate Slugger Awards. At the conference level, Tech has accumulated 57 All-Big 12 selections, four Big 12 Player of the Years, a Big 12 Pitcher of the Year, two Big 12 Freshman of the Years and a Big 12 Newcomer of the Year.

The Red Raiders have had 59 student-athletes selected in the MLB Draft under Tadlock, including a school-record 11 in 2018. In 2021, a school-record seven Red Raiders were selected within the top-10 rounds. Overall, Tadlock has coached 167 MLB Draft picks, including at least one draft pick during the last 26 seasons and has coached four first-round selections, 18 players taken in the top five rounds and 51 selections in the top-10 rounds of the draft during his coaching career.

With the remarkable team success, Tech fans have packed Rip Griffin Park in Tadlock's nine seasons. In 2015, Texas Tech sold out its season ticket allotment for the first time ever following its first appearance in the CWS. And since, Texas Tech season tickets have been sold out each ensuing season. The 2022 season marked the eighth-straight that season tickets have sold out prior to the start of the season. Tech has consistently ranked among the national leaders in attendance, finishing in the top 15 each year since 2015 while compiling a 164-45 home record in that span.

Tadlock returned to his alma mater for the 2012 season as the program's associate head coach and recruiting coordinator. During his one season in this role, the Red Raiders had a school-record nine MLB Draft picks, including first-round selection center fielder Barrett Barnes, who became the third highest draft pick in school history with the 45th overall pick.

After beginning his college coaching career as an assistant at Hill College (1993-96) for four seasons, Tadlock became the head coach at Grayson County Junior College, where he led the Vikings to back-to-back National Junior College Athletic Association World Series titles in 1999 and 2000. During his nine seasons at Grayson, Tadlock posted a 435-127 (.774) overall record while being named National Coach of the Year following both title runs (1999-2000).

After a prep career at Denton High School and two years at Hill College, Tadlock was a two-year starting shortstop for the Red Raiders while helping Texas Tech to its first-ever 40-win season as a senior in 1991 (42-18). In his two-year career at Tech, Tadlock played in 120 games, batted .289 (120-for-415) with 96 runs scored, 19 doubles, four triples, eight home runs, 68 RBI, 71 walks, 65 strikeouts and was 28-of-41 in stolen bases. Tadlock played for legendary coach Larry Hays while at Texas Tech.

Tadlock graduated with his bachelor's degree in physical education from Texas Tech in May 1992. He also earned a master's degree in education in August 1994 from the University of Texas at Tyler. Tadlock and his wife, Kelly, have two children, daughter, Chloe, and son, Benjamin. Tadlock is originally from Denton, Texas, and was born in 1968.

EXCLUSIVE COMPANY

- Texas Tech is 1 of 4 programs with four trips to Omaha since 2014.
- Texas Tech is the only school in the country that has hosted an NCAA Regional five consecutive times since 2016
- Texas Tech is the only school to earn a national seed every year since 2016, and one of three teams to earn a national seed at least four times since 2016 (Tech-5, Florida-4, Stanford-4).
- Texas Tech has 5 trips to the Super Regionals since 2014, only one program in the country has more
- Texas Tech is 1 of 2 schools nationally to sweep three-consecutive regionals

BIG 12 TITLES

- 2016, 2017, 2019 - Three regular-season championships in four years is the best span in the Big 12 since 2009-11.

45+ WIN SEASONS

- 2014 45-21, 14-10 | First College World Series Appearance
- 2016 47-20, 19-5 | Big 12 Championship, No. 5 National Seed, College World Series
- 2017 45-17, 16-8 | Big 12 Championship, No. 5 National Seed
- 2018 45-20, 15-9 | No. 9 National Seed, College World Series
- 2019 46-20, 16-8 | Big 12 Championship, No. 8 National Seed, College World Series Semifinals

IN THE NATIONAL RANKINGS

- Texas Tech opened the season with its highest collection of preseason rankings in program history in 2021 as a consensus top-four selection in the polls. The 2021 club narrowly edged out the 2018 squad, which was a consensus top-five selection in the preseason polls.
- The No. 3 rankings by three different polls matched the highest preseason ranking in program history.
- 2022 is the fifth straight year Tech has opened the season ranked in the top-5 of at least one preseason poll.
- This is the eighth straight year where the Red Raiders have started out ranked in a preseason poll. It is the sixth time under Tadlock - and the fifth straight year - Tech has been ranked in all six polls to open the year.
- In 2020, Tech earned a No. 1 ranking for the first time since April 14-28, 1997, when it appeared at the top of the Collegiate Baseball Newspaper poll for three weeks.

RED RAIDERS IN THE MLB DRAFT

- Under Tadlock, Texas Tech has had a whopping 59 Red Raiders selected in the MLB Draft since 2013.
- Tech has had multiple draft picks for 31-straight years, the third longest streak in the nation.
- Tadlock had a school-record 11 players drafted in the 2018 draft, followed by seven selections in 2019, including four picks in the Top 10 rounds for the second straight year.
- In 2021, a school-record seven Red Raiders were selected within the top-10 rounds.
- Tech has had 28 of its 59 total draft picks under Tadlock go in the first 10 rounds.
- Four Red Raiders have been drafted in a top-3 round in the last four drafts alone.

TADLOCK MOVES INTO 2ND PLACE ON ALL-TIME SCHOOL WINS LIST

In 2021, Tim Tadlock moved into second place on the all-time Texas Tech head coaches wins list, surpassing the late Kal Segrist's 317 wins (1986-83). He now only trails Larry Hays (1987-2012) who compiled 813 in his career.

TEXAS TECH COACHING STAFF



J-BOB THOMAS, #19

Assistant Coach
10th Season at Tech
(Abilene Christian, '05)

Coaching Capsule: J-Bob Thomas enters his 10th season as the recruiting coordinator/assistant coach at Texas Tech in 2022. Thomas works primarily with the Red Raider catchers and assists with the

team's hitters, while serving as the program's recruiting coordinator. Thomas enters his 17th year in collegiate baseball - his 10th on head coach Tim Tadlock's coaching staff at Tech. He was named assistant coach/recruiting coordinator with the Red Raiders on June 20, 2012. Known as a tireless worker and as one of the top recruiters in college baseball, Thomas has proven his abilities early and often throughout his career at Tech. He was recognized as the ABCA/Baseball America Assistant Coach of the Year in 2017 and by Perfect Game in September 2015 as one of 10 coaches nationally "who are everywhere recruiting." A native of Duncanville, Texas, Thomas played for legendary coach Bob Rombach at Duncanville High School where he led his team to three straight Texas High School state playoff appearances (1998-2000). Thomas was born in Duncanville, Texas,



ERIC GUTIERREZ, #12

Volunteer Assistant Coach
4th Season at Tech
(Texas Tech, '18)

Coaching Capsule: Former Red Raider All-American first baseman Eric Gutierrez begins his fourth season as a volunteer assistant coach in 2022. He is the acting first base coach for the Red

Raiders. Gutierrez returned to Lubbock to join Tim Tadlock's staff in 2018 after wrapping up a professional career in the Miami Marlins organization. In 2016, Gutierrez was drafted in the 20th round by the Marlins and spent three years with the Batavia Muckdogs, Greensboro Grasshoppers and the Jupiter Hammerheads. Gutierrez, a native of Mission, was a four-year letterwinner and one of the most decorated student-athletes to don the scarlet & black at Texas Tech. He started every game of his collegiate career, primarily at first base, totaling 244 games, the most in school history. Gutierrez still holds four school records, leading the team in eight yearly categories and checks in with 30 marks that rank in the top 10 in the Tech record books.



RAY HAYWARD

Special Assistant
10th Season at Tech
(Oklahoma, '83)

Coaching Capsule: Ray Hayward enters his 10th season on staff at Texas Tech in 2022, his fifth in the role of special assistant. Hayward was named assistant coach on June 26, 2012, as part of Tim

Tadlock's inaugural staff at Texas Tech, and served in that role for the first five years of his tenure. A former big league pitcher, scouting supervisor and one of the most respected pitching coaches in the country, Hayward came to the South Plains after spending eight years (2005-2012) at the professional ranks as the Midwest scouting supervisor for the Miami Marlins. Hayward spent five seasons in the Big 12 Conference as the pitching coach at his alma mater, Oklahoma, from 2000-2004. Prior to beginning his coaching career, Hayward pitched three seasons in the big leagues with the San Diego Padres (1986-87) and the Texas Rangers (1988). He finished his playing career in the Rangers organization in 1991 before spending six years as an area scout with the Detroit Tigers (1994-99). He returned to Norman as the Sooners pitching coach and recruiting coordinator in 2000, where he helped guide Oklahoma to three NCAA Tournament appearances in five seasons.



MATT GARDNER, #50

Assistant Coach
9th Season at Tech
(Oklahoma State, '08)

Coaching Capsule: Matt Gardner enters his ninth season on staff at Texas Tech and his fifth as assistant coach, where he assists with the Red Raider pitching staff and catchers, while also working

with the outfielders. Gardner was promoted to assistant coach on June 26, 2017, after serving four years as the program's volunteer assistant coach. Gardner, who began his collegiate playing career for Tim Tadlock at Grayson County College in 2005, came to Tech following two seasons as pitching coach at Lubbock Christian University (2012-13). He previously spent three seasons as a graduate assistant coach (2009) and volunteer assistant coach (2010-11) at his alma mater, Oklahoma State. He is originally from Andrews, Texas, graduating from Andrews High School. Matt is the son of Rodney Gardner and Vickie Gardner, both graduates of Lubbock Christian University. His father, Rodney, was a 1975 All-American at LCU playing under former Tech head coach Larry Hays. Rodney went on to coach locally in Lubbock as well as at Abernathy and Estacado High School.



JOE HUGHES

Director of Operations
10th Season at Tech
(Oklahoma, '08)

Career Capsule: Joe Hughes enters his 10th season as the director of baseball operations at Texas Tech in 2022. Hughes was named director of operations with the Red Raiders on July 17,

2012. Hughes is responsible for the baseball program's day-to-day operations and oversees every Tech baseball student-athletes' needs. He manages team travel, scheduling and the program's team budget. Hughes also oversees facility needs for the home of Red Raider baseball, Dan Law Field at Rip Griffin Park. In addition, Hughes serves as fall, winter and summer camp director for Red Raider baseball and works as the baseball team liaison with every area and department throughout the Texas Tech athletics department.

Media Information

The Texas Tech Athletics Communications office is here to serve the media throughout the 2022 Red Raider Baseball season. Media members in need of assistance can contact Matt Burkholder in the Athletics Communications office at matt.burkholder@ttu.edu.

MEDIA CREDENTIALS

Media members covering the Texas Tech baseball program at Dan Law Field at Rip Griffin Park during the 2022 season must be issued a working credential from the Texas Tech Athletics Communications office. All requests for media credentials must be made via e-mail to Matt Burkholder.

VIDEO HIGHLIGHTS/NEWS CONFERENCES

Video from news conferences and games will be available to the media via FTP. Broadcast quality video footage (game highlights, post-practice interviews, post-game interviews, etc) are available at www.ttumedia.com. Please contact the athletics communications office for login instructions.

POSTGAME INTERVIEWS

Texas Tech players and head coach Tim Tadlock will be available to the media following a brief cooling down period. All Texas Tech Athletics postgame interviews are to be conducted inside the club level suite deck on the first base side of Rip Griffin Park.

PRESS BOX SERVICES

A complete NCAA box score and pertinent game facts will be distributed to members of the working media following the conclusion of the game. Game notes, statistics, lineups, and rosters are provided prior to first pitch.

FOLLOW THE RED RAIDERS

Texas Tech fans can follow the Red Raiders all season on Twitter (@TTU_Baseball) as well as Facebook, Instagram, and the official website of Texas Tech Athletics, www.TexasTech.com. All Red Raider home games not picked up for national television will be streamed on Big 12 Now on ESPN+.

PRACTICES

Please contact Matt Burkholder if you would like to attend practice. Practices normally begin around 2:30 p.m. and end around 5 p.m. during the week. All field-level areas are closed to the media.

USE OF AUDIO/VIDEO

Any media entity collecting any sort of "video or audio materials" (film, traditional video or audio, digital video or audio, photos, etc.) from Texas Tech University Athletics game events or press conference/media events may use that material only for traditional television newscasts, Web-based or print coverage, or other electronic transmission as approved by the University in writing, with a limitation of up to three (3) minutes in length from any single event. Such media entity may not offer any live video, audio or other coverage of the event without the advance, written permission of Texas Tech University Athletics.

This policy includes all games, matches and events involving any of Texas Tech's athletic programs. It includes all media events -- press conferences, pre/post-practice interviews and pre/post-game interviews. An exception would be a one-on-one interview arranged through the Texas Tech Athletics Communications office with a Texas Tech, coach, athlete or administrator.

ADDITIONAL SUPPORT STAFF

Bryan Simpson	Athletic Trainer
Tory Stephens	Strength & Conditioning
Shishir Bhakta	Equipment Manager
Lyndee Kiesling	Director of Player Development/Support Services



Numerical Roster

No.	Name	POS	B/T	HT	WT	CL	EXP	Hometown / High School / Previous School
1	Dillon Carter	OF	L/R	6-0	210	So.*	3rd Yr.	Flower Mound, Texas / Argyle HS
2	Jace Jung	INF	L/R	6-0	205	So.*	3rd Yr.	San Antonio, Texas / MacArthur HS
3	Lauden Brooks	INF	R/R	5-10	185	Fr.	1st Yr.	Mt. Carmel, Ohio / McNicholas HS
4	Kevin Bazzell	C	R/R	6-1	205	Fr.	1st Yr.	Rockwall, Texas / Rockwall HS
5	Hudson White	C/INF	R/R	5-11	195	Fr.	1st Yr.	Keller, Texas / Byron Nelson HS
7	Cody Masters	OF	L/L	6-1	195	Sr.*	5th Yr.	Coppell, Texas / Coppell HS
8	Kurt Wilson	UTL/RHP	R/R	6-2	210	Sr.*	5th Yr.	Arlington, Texas / Martin HS
9	Zac Vooletich	INF/OF	R/R	5-9	185	Jr.*	4th Yr. (1st at Tech)	San Antonio, Texas / Brandeis HS / Navarro College
10	Ty Coleman	INF/OF	R/R	5-8	190	Jr.*	4th Yr. (1st at Tech)	Midland, Texas / Midland Lee HS / Texas A&M
11	Andrew Devine	RHP	R/R	5-10	155	So.*	3rd Yr.	Simi Valley, Calif. / Simi Valley HS
13	Trevor Conley	C	L/R	5-10	195	Fr.	1st Yr.	Mt. Carmel, Ohio / West Clermont HS
14	Cooper Swanson	OF	R/R	6-0	205	Sr.*	5th Yr. (1st at Tech)	Fort Myers, Fla. / Canterbury HS / Florida State
15	Parker Kelly	INF	R/R	6-3	220	Sr.*	5th Yr.	Wichita Falls, Texas / Rider HS
16	Hayde Key	RHP	L/R	5-11	205	So.	2nd Yr.	Missouri City, Texas / Ridge Point HS
17	Drew Reynolds	C/INF	L/R	5-11	215	Fr.	1st Yr.	Chehalis, Wash. / W.F. West HS
18	Cole Stilwell	C/INF	R/R	6-1	215	Jr.*	4th Yr.	Rockwall, Texas / Heath HS
19	Easton Murrell	INF/OF	L/R	6-0	210	Sr.*	5th Yr. (4th at Tech)	Prosper, Texas / Prosper HS / Arkansas
20	Dalton Porter	OF	L/L	5-11	195	So.	2nd Yr. (1st at Tech)	Leander, Texas / Rouse HS / Texas
21	Mason Molina	LHP	R/L	6-2	220	Fr.	1st Yr.	Rancho Santa Margarita, Calif. / Trabuco Hills HS
25	Owen Washburn	RHP/OF	L/R	6-0	205	Fr.	1st Yr.	Webster, Wis. / Webster HS
28	Chase Hampton	RHP	R/R	6-2	225	So.	2nd Yr.	Kilgore, Texas / Kilgore HS
29	Jamie Hitt	LHP	L/L	6-0	190	R-Fr.	2nd Yr.	Magnolia, Texas / Concordia Lutheran HS
30	Bo Blessie	RHP	R/R	6-3	190	Jr.*	4th Yr. (1st at Tech)	Midland, Texas / Midland Lee HS / Nebraska / Midland College
31	Austin Becker	RHP	R/R	6-5	215	R-So.*	4th Yr. (3rd at Tech)	Sunbury, Ohio / Big Walnut HS / Vanderbilt
32	Trendan Parish	RHP	R/R	6-0	180	Fr.	1st Yr.	Poolville, Texas / Southwest Christian HS
33	Ryan Brome	INF/OF	L/R	5-11	225	Fr.	1st Yr.	Katy, Texas / Katy HS
34	Andrew Morris	RHP	R/R	6-0	195	Jr.*	4th Yr. (1st at Tech)	Boulder, Colo. / Monarch HS / Colorado Mesa
35	Garrett Crowley	LHP	L/L	6-3	220	Jr.*	4th Yr. (1st at Tech)	Queens, N.Y. / St. Francis Prep / Fordham
36	Shay Hartis	RHP	R/R	6-1	210	So.*	3rd Yr. (1st at Tech)	The Colony, Texas / The Colony HS / Grayson College
38	Tyler Hamilton	RHP	R/R	6-1	200	So.*	3rd Yr.	Dallas, Texas / Parish Episcopal HS
39	Jase Lopez	RHP	R/R	5-10	195	So.*	3rd Yr. (1st at Tech)	Brock, Texas / Brock HS / Weatherford JC
40	Brendan Girton	RHP	R/R	6-1	230	So.	2nd Yr.	Gage, Okla. / Shattuck HS
41	Sam Hunt	OF	L/L	6-0	185	R-Fr.	2nd Yr.	Flower Mound, Texas / Marcus HS
42	Kyle Robinson	RHP	R/R	6-4	210	Fr.	1st Yr.	Vienna, Va. / George C Marshall HS
43	Brendan Lysik	LHP	L/L	6-3	225	Fr.	1st Yr.	Waldwick, N.J. / St. Joseph Regional HS
44	Brandon Beckel	RHP	R/R	6-3	220	So.	2nd Yr.	San Antonio, Texas / Antonian College Prep HS
45	Derek Bridges	LHP	L/L	6-1	235	So.	2nd Yr.	Duncan, Okla. / Duncan HS
48	Brandon Birdsell	RHP	R/R	6-2	240	Jr.*	4th Yr. (2nd at Tech)	Willis, Texas / Willis HS / San Jacinto CC
49	Colin Clark	LHP	L/L	6-2	205	Sr.*	5th Yr. (1st at Tech)	Circleville, Ohio / Logan Elm / Youngstown State
52	Josh Sanders	RHP	R/R	6-3	180	So.	2nd Yr.	Yukon, Okla. / Yukon HS

* - indicates an additional year of eligibility was used in 2021 (i.e. player retained same class status, 2020-Fr. → 2021-Fr.)
measure was approved by the NCAA for competitions missed in the spring of 2020 due to the COVID-19 pandemic.

Alphabetical Roster

No.	Name	POS	No.	Name	POS
4	Kevin Bazzell	C	16	Hayde Key	RHP
44	Brandon Beckel	RHP	39	Jase Lopez	RHP
31	Austin Becker	RHP	43	Brendan Lysik	LHP
48	Brandon Birdsell	RHP	7	Cody Masters	OF
30	Bo Blessie	RHP	21	Mason Molina	LHP
45	Derek Bridges	LHP	34	Andrew Morris	RHP
33	Ryan Brome	INF/OF	19	Easton Murrell	INF/OF
3	Lauden Brooks	INF	32	Trendan Parish	RHP
1	Dillon Carter	OF	20	Dalton Porter	OF
49	Colin Clark	LHP	17	Drew Reynolds	C/INF
10	Ty Coleman	INF/OF	42	Kyle Robinson	RHP
13	Trevor Conley	C	52	Josh Sanders	RHP
35	Garrett Crowley	LHP	18	Cole Stilwell	C/INF
11	Andrew Devine	RHP	14	Cooper Swanson	OF
40	Brendan Girton	RHP	9	Zac Vooletich	INF/OF
38	Tyler Hamilton	RHP	25	Owen Washburn	RHP/OF
28	Chase Hampton	RHP	5	Hudson White	C/INF
36	Shay Hartis	RHP	8	Kurt Wilson	UTL/RHP
29	Jamie Hitt	LHP			
41	Sam Hunt	OF			
2	Jace Jung	INF			
15	Parker Kelly	INF			

PRONUNCIATION GUIDE

2	Jace JUNG	Young
19	Easton MURRELL	Merr-ELL
9	Zac VOOLETICH	Voo-leh-tiche
3	LAUDEN Brooks	Say like Cow, but an L in front of it ---- den
43	Brendan LYSIK	Lie-Sick
4	Kevin BAZZELL	Bah-zelle
35	Garrett CROWLEY	Crowe-lee
		Ow! That hurts!
18	Cole STILWELL	Still-well



Results/Attendance

Date	Opponent	Score	Inns	Overall	Big 12	Pitcher of record	Attend	Time
Feb 18, 2022	vs Michigan	w 7-6	9	1-0-0	0-0-0	Hampton, C. (W 1-0)	7112	3:42
Feb 19, 2022	vs Auburn	L 1-2	9	1-1-0	0-0-0	Birdsell, B. (L 0-1)	0	2:43
Feb 20, 2022	vs #15 Arizona	L 2-13	9	1-2-0	0-0-0	Molina, M. (L 0-1)	0	3:36
Feb 22, 2022	DALLAS BAPTIST	w 8-4	9	2-2-0	0-0-0	Girton, B. (W 1-0)	3557	2:55
Feb 26, 2022	KENT STATE	w 10-7	9	3-2-0	0-0-0	Girton, B. (W 2-0)	3684	3:11
Feb 27, 2022	KENT STATE-1	w 8-1	9	4-2-0	0-0-0	Birdsell, B. (W 1-1)	-	3:12
Feb 27, 2022	KENT STATE-2	w 7-5	9	5-2-0	0-0-0	Lopez, J. (W 1-0)	3779	2:46
Mar 01, 2022	at Dallas Baptist	w 4-3	(10)	6-2-0	0-0-0	Hartis, S. (W 1-0)	1235	3:55
Mar 04, 2022	MERRIMACK	w 17-1	9	7-2-0	0-0-0	Morris, A. (W 1-0)	3942	3:12
Mar 05, 2022	MERRIMACK-1	w 21-5	9	8-2-0	0-0-0	Birdsell, B. (W 2-1)	-	3:28
Mar 05, 2022	MERRIMACK-2	w 20-2	9	9-2-0	0-0-0	Molina, M. (W 1-1)	4031	3:18
Mar 06, 2022	MERRIMACK	w 12-4	9	10-2-0	0-0-0	Becker, A. (W 1-0)	3394	3:11
Mar 08, 2022	vs #23 Mississippi State	L 5-9	9	10-3-0	0-0-0	Hampton, C. (L 1-1)	5799	3:01
Mar 09, 2022	vs #23 Mississippi State	w 7-2	9	11-3-0	0-0-0	Hitt, J. (W 1-0)	5382	3:05
Mar 11, 2022	at Rice	w 10-1	9	12-3-0	0-0-0	Morris, A. (W 2-0)	2099	3:13
Mar 12, 2022	at Rice	w 3-2	9	13-3-0	0-0-0	Parish, T. (W 1-0)	2579	2:55
Mar 13, 2022	at Rice	w 7-4	9	14-3-0	0-0-0	Robinson, K. (W 1-0)	2547	3:24
Mar 15, 2022	NEW MEXICO	w 28-2	9	15-3-0	0-0-0	Hampton, C. (W 2-1)	4253	3:25
Mar 16, 2022	NEW MEXICO	w 11-5	9	16-3-0	0-0-0	Girton, B. (W 3-0)	3967	3:17
Mar 19, 2022	at IOWA	w 11-3	9	17-3-0	0-0-0	Birdsell, B. (W 3-1)	1043	3:17
Mar 20, 2022	at IOWA	L 3-6	9	17-4-0	0-0-0	Molina, M. (L 1-2)	1290	2:43
Mar 22, 2022	CALIFORNIA BAPTIST	w 6-3	9	18-4-0	0-0-0	Hampton, C. (W 3-1)	3092	2:36
* Mar 25, 2022	#2 TEXAS	w 5-4	(10)	19-4-0	1-0-0	Sanders, J. (W 1-0)	4432	3:27
* Mar 26, 2022	#2 TEXAS	w 16-12	(10)	20-4-0	2-0-0	Bridges, D. (W 1-0)	4432	4:37
* Mar 27, 2022	#2 TEXAS	L 1-12	7	20-5-0	2-1-0	Molina, M. (L 1-3)	4432	2:37
Mar 29, 2022	STEPHEN F. AUSTIN	w 19-1	9	21-5-0	2-1-0	Devine, A. (W 1-0)	3500	3:06
Mar 30, 2022	STEPHEN F. AUSTIN	w 13-5	9	22-5-0	2-1-0	Becker, A. (W 2-0)	3502	2:57
* Apr 01, 2022	at Kansas	w 8-2	9	23-5-0	3-1-0	Morris, A. (W 3-0)	1117	2:38
* Apr 02, 2022	at Kansas	w 28-2	9	24-5-0	4-1-0	Birdsell, B. (W 4-1)	1174	3:16
* Apr 03, 2022	at Kansas	L 5-8	9	24-6-0	4-2-0	Molina, M. (L 1-4)	694	2:51
Apr 05, 2022	at Grand Canyon	L 4-9	9	24-7-0	4-2-0	Hampton, C. (L 3-2)	1618	3:21
Apr 06, 2022	at Grand Canyon	L 7-8	9	24-8-0	4-2-0	Devine, A. (L 1-1)	982	3:09
* Apr 08, 2022	KANSAS STATE	w 6-3	9	25-8-0	5-2-0	Morris, A. (W 4-0)	4432	2:27
* Apr 09, 2022	KANSAS STATE	w 14-0	9	26-8-0	6-2-0	Birdsell, B. (W 5-1)	4432	2:50
* Apr 10, 2022	KANSAS STATE	w 7-6	9	27-8-0	7-2-0	Parish, T. (W 2-0)	3955	3:02
Apr 12, 2022	vs Oklahoma	L 9-14	9	27-9-0	7-2-0	Becker, A. (L 2-1)	7239	4:28
* Apr 14, 2022	at #21 TCU	L 4-7	9	27-10-0	7-3-0	Clark, C. (L 0-1)	5475	3:06
* Apr 15, 2022	at #21 TCU	L 3-4	9	27-11-0	7-4-0	Birdsell, B. (L 5-2)	6280	3:33
* Apr 16, 2022	at #21 TCU	L 3-11	9	27-12-0	7-5-0	Hampton, C. (L 3-3)	5706	3:34
Apr 19, 2022	at New Mexico	L 10-11	9	27-13-0	7-5-0	Parish, T. (L 2-1)	551	3:11

() extra inning game

Season Stats



2022 Texas Tech Baseball
Overall Statistics for Texas Tech (as of Apr 20, 2022)
(All games Sorted by Batting avg)



Record: 27-13 Home: 18-1 Away: 7-8 Neutral: 2-4 Big 12: 7-5

Player	avg	gp-gs	ab	r	h	2b	3b	hr	rbi	tb	slg%	bb	hp	so	gdp	ob%	sf	sh	sb-att	po	a	e	fld%
2 Jace Jung	.382	40-40	144	51	55	16	1	11	43	106	.736	43	4	24	2	.528	2	0	4-4	67	106	4	.977
19 Easton Murrell	.362	25-22	69	27	25	5	1	7	18	53	.768	16	15	16	0	.560	0	0	1-1	27	3	1	.968
8 Kurt Wilson	.325	40-40	154	40	50	9	4	8	48	91	.591	24	1	33	2	.412	3	0	3-4	46	88	5	.964
25 Owen Washburn	.321	38-38	137	30	44	6	1	4	32	64	.467	25	2	42	1	.425	3	0	2-2	49	3	0	1.000
10 Ty Coleman	.312	34-33	138	24	43	12	0	6	40	73	.529	7	2	15	4	.354	0	1	0-0	5	0	0	1.000
18 Cole Stilwell	.300	39-39	160	43	48	9	2	4	27	73	.456	23	5	24	3	.394	5	0	1-1	331	15	2	.994
15 Parker Kelly	.296	39-38	142	33	42	10	1	8	37	78	.549	20	3	46	2	.392	1	1	4-4	24	69	5	.949
5 Hudson White	.254	38-37	134	31	34	6	0	5	27	55	.410	26	3	21	1	.380	3	1	3-3	311	27	3	.991
1 Dillon Carter	.161	28-27	87	24	14	2	1	2	12	24	.276	19	4	43	0	.336	0	2	4-5	54	1	2	.965

17 Drew Reynolds	.571	7-0	7	6	4	1	0	0	3	5	.714	3	0	2	0	.700	0	0	0-0	8	2	0	1.000
41 Sam Hunt	.317	19-11	41	9	13	5	0	0	13	18	.439	8	2	13	0	.442	1	0	1-1	29	0	0	1.000
9 Zac Vooletich	.295	21-13	61	20	18	8	0	1	18	29	.475	12	2	11	2	.421	1	0	0-0	16	3	0	1.000
33 Ryan Brome	.286	12-2	21	5	6	3	0	0	5	9	.429	2	2	7	2	.400	0	0	0-0	8	0	0	1.000
7 Cody Masters	.250	9-1	12	8	3	2	0	1	5	8	.667	1	2	6	0	.400	0	0	0-0	0	0	0	.000
20 Dalton Porter	.241	25-13	54	5	13	4	0	1	14	20	.370	5	4	16	0	.324	5	0	2-2	25	0	1	.962
3 Lauden Brooks	.188	12-0	16	5	3	0	0	0	1	3	.188	2	0	6	0	.263	1	0	1-1	3	6	2	.818
14 Cooper Swanson	.125	10-3	16	3	2	1	0	0	2	3	.188	4	0	9	0	.300	0	0	0-0	5	0	1	.833
13 Trevor Conley	.071	11-3	14	5	1	0	0	0	2	1	.071	3	0	2	0	.235	0	2	0-0	35	3	4	.905
11 Andrew Devine	.000	3-0	0	1	0	0	0	0	0	0	.000	0	0	0	0	.000	0	0	0-0	1	1	0	1.000
Totals	.297	40	1407	370	418	99	11	58	347	713	.507	243	51	336	19	.413	25	7	26-28	1054	359	35	.976
Opponents	.250	40	1353	209	338	78	7	44	202	562	.415	143	32	400	16	.332	16	8	35-45	1032	293	42	.969

LOB - Team (331), Opp (289). DPs turned - Team (17), Opp (26). IBB - Team (4), Jung, Ja. 4, Opp (2). Picked off - Kelly, P. 1.

(All games Sorted by Earned run avg)

Player	era	w-l	app	gs	cg	sho	sv	ip	h	r	er	bb	so	2b	3b	hr	b/avg	wp	hp	bks	sfa	sha
48 Brandon Birdsell	2.54	5-2	9	9	0	0/1	0	46.0	33	14	13	16	73	6	0	3	.198	9	5	1	1	1
34 Andrew Morris	4.01	4-0	9	8	0	0/0	0	49.1	45	22	22	15	58	12	1	5	.241	3	5	0	2	1

45 Derek Bridges	1.38	1-0	17	0	0	0/0	0	13.0	13	4	2	6	13	4	0	0	.265	3	1	0	0	1
36 Shay Hartis	3.60	1-0	10	0	0	0/0	0	15.0	13	6	6	1	13	6	0	1	.228	0	1	0	0	1
40 Brendan Girton	4.08	3-0	9	0	0	0/0	0	17.2	10	9	8	7	18	4	0	1	.159	2	0	1	1	0
21 Mason Molina	4.37	1-4	11	7	0	0/0	0	35.0	27	19	17	19	42	9	1	4	.216	2	1	1	4	2
11 Andrew Devine	4.85	1-1	7	4	0	0/0	0	13.0	14	9	7	9	14	3	1	3	.269	2	2	0	1	1
31 Austin Becker	4.85	2-1	7	3	0	0/0	0	13.0	19	11	7	8	19	2	0	3	.328	3	2	0	0	0
49 Colin Clark	5.12	0-1	12	0	0	0/1	1	19.1	20	12	11	6	16	4	0	3	.260	0	1	0	1	0
28 Chase Hampton	5.45	3-3	10	8	0	0/0	0	34.2	31	21	21	15	35	5	0	8	.248	1	5	0	2	0
52 Josh Sanders	5.85	1-0	12	0	0	0/0	1	20.0	26	14	13	4	22	2	1	2	.310	1	1	0	1	0
32 Trendan Parish	6.23	2-1	17	0	0	0/0	6	21.2	26	16	15	3	24	4	0	5	.289	2	1	0	1	0
42 Kyle Robinson	6.48	1-0	9	0	0	0/0	0	8.1	11	6	6	4	4	2	0	2	.333	2	2	0	0	1
44 Brandon Beckel	7.43	0-0	11	0	0	0/0	0	13.1	13	11	11	7	21	5	1	1	.236	3	0	0	0	0
29 Jamie Hitt	7.79	1-0	12	1	0	0/0	0	17.1	17	16	15	9	13	3	0	2	.246	1	4	0	1	0
30 Bo Blessie	8.22	0-0	7	0	0	0/0	0	7.2	8	7	7	6	9	3	0	1	.258	2	0	0	0	0
38 Tyler Hamilton	9.00	0-0	1	0	0	0/0	0	1.0	1	1	1	2	0	1	0	0	.333	0	0	0	1	0
39 Jase Lopez	12.00	1-0	7	0	0	0/0	0	6.0	11	8	8	3	6	3	2	0	.393	1	1	0	0	0
35 Garrett Crowley	99.00	0-0	1	0	0	0/0	0	0.0	0	3	3	3	0	0	0	0		0	0	0	0	0
Totals	4.94	27-13	40	40	0	1/1	8	351.1	338	209	193	143	400	78	7	44	.250	37	32	3	16	8
Opponents	8.82	13-27	40	40	0	0/0	5	344.0	418	370	337	243	336	99	11	58	.297	53	51	3	25	7

PB - Team (7), Stilwell, C. 4, White, H. 2, Conley, T. 1, Opp (8). Pickoffs - Team (2), White, H. 1, Becker, A. 1, Opp (1). SBA/ATT - White, H. (17-24), Stilwell, C. (17-19), Birdsell, B. (8-10), Molina, M. (5-7), Morris, A. (3-5), Hitt, J. (4-4), Devine, A. (2-3), Girton, B. (3-3), Becker, A. (3-3), Hampton, C. (2-2), Parish, T. (2-2), Conley, T. (1-2), Lopez, J. (0-1), Robinson, K. (0-1), Sanders, J. (0-1), Beckel, B. (1-1), Bridges, D. (1-1), Blessie, B. (1-1).

Season Stats



2022 Texas Tech Baseball
Overall Statistics for Texas Tech (as of Apr 20, 2022)
(All games Sorted by Fielding pct)



Player	c	po	a	e	fld%	dp	sba	csb	sba%	pb	ci
25 Owen Washburn	52	49	3	0	1.000	0	0	0	---	0	0
41 Sam Hunt	29	29	0	0	1.000	0	0	0	---	0	0
9 Zac Vooletich	19	16	3	0	1.000	0	0	0	---	0	0
17 Drew Reynolds	10	8	2	0	1.000	0	0	0	---	0	0
33 Ryan Brome	8	8	0	0	1.000	0	0	0	---	0	0
36 Shay Hartis	6	2	4	0	1.000	0	0	0	---	0	0
10 Ty Coleman	5	5	0	0	1.000	0	0	0	---	0	0
40 Brendan Girton	3	1	2	0	1.000	0	3	0	1.000	0	0
52 Josh Sanders	3	1	2	0	1.000	1	0	1	.000	0	0
42 Kyle Robinson	2	0	2	0	1.000	0	0	1	.000	0	0
11 Andrew Devine	2	1	1	0	1.000	0	2	1	.667	0	0
45 Derek Bridges	2	0	2	0	1.000	0	1	0	1.000	0	0
28 Chase Hampton	2	0	2	0	1.000	0	2	0	1.000	0	0
30 Bo Blessie	1	0	1	0	1.000	0	1	0	1.000	0	0
21 Mason Molina	1	0	1	0	1.000	0	5	2	.714	0	0
44 Brandon Beckel	1	0	1	0	1.000	0	1	0	1.000	0	0
31 Austin Becker	1	0	1	0	1.000	0	3	0	1.000	0	0
18 Cole Stilwell	348	331	15	2	.994	12	17	2	.895	4	0
5 Hudson White	341	311	27	3	.991	5	17	7	.708	2	0
2 Jace Jung	177	67	106	4	.977	15	0	0	---	0	0
19 Easton Murrell	31	27	3	1	.968	0	0	0	---	0	0
1 Dillon Carter	57	54	1	2	.965	0	0	0	---	0	0
8 Kurt Wilson	139	46	88	5	.964	10	0	0	---	0	0
20 Dalton Porter	26	25	0	1	.962	0	0	0	---	0	0
15 Parker Kelly	98	24	69	5	.949	5	0	0	---	0	0
13 Trevor Conley	42	35	3	4	.905	0	1	1	.500	1	0
34 Andrew Morris	10	2	7	1	.900	0	3	2	.600	0	0
14 Cooper Swanson	6	5	0	1	.833	0	0	0	---	0	0
3 Lauden Brooks	11	3	6	2	.818	1	0	0	---	0	0
48 Brandon Birdsell	5	2	2	1	.800	0	8	2	.800	0	0
49 Colin Clark	4	1	2	1	.750	0	0	0	---	0	0
29 Jamie Hitt	3	1	1	1	.667	0	4	0	1.000	0	0
32 Trendan Parish	3	0	2	1	.667	0	2	0	1.000	0	0
39 Jase Lopez	0	0	0	0	.000	0	0	1	.000	0	0
7 Cody Masters	0	0	0	0	.000	0	0	0	---	0	0
35 Garrett Crowley	0	0	0	0	.000	0	0	0	---	0	0
38 Tyler Hamilton	0	0	0	0	.000	0	0	0	---	0	0
Totals	1448	1054	359	35	.976	17	35	10	.778	7	0
Opponents	1367	1032	293	42	.969	26	26	2	.929	8	0

Hitting minimums - 2.5 TPA/Game

Pitching minimums - 1.0 IP/Game

Big 12 Only Season Stats



2022 Texas Tech Baseball
Conference statistics for Texas Tech (as of Apr 16, 2022)
(Big 12 games only Sorted by Batting avg)



Record: 7-5 Home: 5-1 Away: 2-4 Big 12: 7-5

Player	avg	gp-gs	ab	r	h	2b	3b	hr	rbi	tb	slg%	bb	hp	so	gdp	ob%	sf	sh	sb-att	po	a	e	fld%
5 Hudson White	.366	12-12	41	12	15	1	0	3	11	25	.610	9	1	6	0	.481	1	1	1-1	84	7	0	1.000
19 Easton Murrell	.333	9-9	33	9	11	3	1	3	11	25	.758	2	8	8	0	.488	0	0	0-0	20	0	0	1.000
8 Kurt Wilson	.327	12-12	49	10	16	5	1	3	17	32	.653	7	0	6	1	.411	0	0	1-2	15	29	1	.978
18 Cole Stilwell	.306	12-12	49	11	15	2	0	2	7	23	.469	6	1	8	1	.386	1	0	1-1	114	6	0	1.000
25 Owen Washburn	.293	11-11	41	6	12	1	0	1	8	16	.390	6	0	18	0	.383	0	0	0-0	12	0	0	1.000
2 Jace Jung	.275	12-12	40	14	11	2	0	4	12	25	.625	13	1	7	1	.446	2	0	1-1	17	40	0	1.000
15 Parker Kelly	.244	12-12	45	11	11	5	0	1	7	19	.422	7	0	11	2	.346	0	0	0-0	4	19	1	.958
10 Ty Coleman	.220	12-12	50	8	11	2	0	0	6	13	.260	1	1	4	2	.250	0	0	0-0	0	0	0	.000

20 Dalton Porter	.429	6-2	7	1	3	2	0	0	3	5	.714	2	2	1	0	.636	0	0	0-0	7	0	0	1.000
9 Zac Vooletich	.375	6-4	16	6	6	2	0	1	3	11	.688	3	1	3	0	.476	1	0	0-0	7	1	0	1.000
7 Cody Masters	.333	5-0	6	5	2	2	0	0	1	4	.667	0	1	2	0	.429	0	0	0-0	0	0	0	.000
41 Sam Hunt	.273	9-6	22	4	6	3	0	0	6	9	.409	5	1	8	0	.429	0	0	0-0	10	0	0	1.000
13 Trevor Conley	.250	3-0	4	1	1	0	0	0	2	1	.250	0	0	0	0	.250	0	0	0-0	4	0	0	1.000
1 Dillon Carter	.000	5-4	12	0	0	0	0	0	1	0	.000	0	0	7	0	.000	0	1	0-1	11	1	0	1.000
3 Lauden Brooks	.000	3-0	5	1	0	0	0	0	0	0	.000	0	0	3	0	.000	0	0	0-0	2	2	1	.800
33 Ryan Brome	.000	1-0	1	0	0	0	0	0	0	0	.000	0	0	0	0	.000	0	0	0-0	0	0	0	.000
11 Andrew Devine	.000	2-0	0	1	0	0	0	0	0	0	.000	0	0	0	0	.000	0	0	0-0	1	0	0	1.000
Totals	.285	12	421	100	120	30	2	18	95	208	.494	61	17	92	7	.393	5	2	4-6	312	116	4	.991
Opponents	.291	12	416	71	121	30	4	18	69	213	.512	40	7	106	5	.361	3	5	8-11	313	104	12	.972

LOB - Team (93), Opp (88). DPs turned - Team (5), Opp (8). IBB - Team (1), Jung, Ja. 1, Opp (1). Picked off - Kelly, P. 1.

(Big 12 games only Sorted by Earned run avg)

Player	era	w-l	app	gs	cg	sho	sv	ip	h	r	er	bb	so	2b	3b	hr	b/avg	wp	hp	bks	sfa	sha
34 Andrew Morris	3.33	2-0	4	4	0	0/0	0	27.0	24	10	10	6	26	6	1	2	.238	1	2	0	1	1
48 Brandon Birdsell	3.43	2-1	4	4	0	0/1	0	21.0	18	8	8	8	30	4	0	3	.231	2	3	1	0	1
21 Mason Molina	6.59	0-2	4	2	0	0/0	0	13.2	16	11	10	5	14	5	1	3	.296	1	0	0	1	1

45 Derek Bridges	0.00	1-0	4	0	0	0/0	0	3.0	3	0	0	0	1	2	0	0	.273	0	0	0	0	0
36 Shay Hartis	4.26	0-0	4	0	0	0/0	0	6.1	6	3	3	1	3	3	0	1	.250	0	0	0	0	1
52 Josh Sanders	4.26	1-0	4	0	0	0/0	0	6.1	9	3	3	1	8	2	0	0	.333	0	0	0	0	0
49 Colin Clark	4.26	0-1	4	0	0	0/1	1	6.1	8	4	3	3	3	0	0	1	.296	0	0	0	0	0
28 Chase Hampton	7.04	0-1	3	2	0	0/0	0	7.2	11	6	6	5	6	2	0	3	.355	0	1	0	1	0
30 Bo Blessie	7.71	0-0	2	0	0	0/0	0	2.1	2	2	2	3	3	1	0	1	.222	0	0	0	0	0
32 Trendan Parish	10.80	1-0	6	0	0	0/0	1	5.0	7	6	6	2	6	1	0	2	.318	1	1	0	0	0
44 Brandon Beckel	22.50	0-0	2	0	0	0/0	0	2.0	5	5	5	3	6	1	1	1	.455	1	0	0	0	0
29 Jamie Hitt	23.14	0-0	2	0	0	0/0	0	2.1	4	6	6	3	0	1	0	0	.364	1	0	0	0	0
39 Jase Lopez	40.50	0-0	1	0	0	0/0	0	0.2	4	3	3	0	0	1	1	0	.667	0	0	0	0	0
42 Kyle Robinson	99.00	0-0	1	0	0	0/0	0	0.1	4	4	4	0	0	1	0	1	1.000	0	0	0	0	1
Totals	5.97	7-5	12	12	0	1/1	2	104.0	121	71	69	40	106	30	4	18	.291	7	7	1	3	5
Opponents	7.59	5-7	12	12	0	0/0	3	104.1	120	100	88	61	92	30	2	18	.285	12	17	2	5	2

PB - Team (3), Stilwell, C. 2, White, H. 1, Opp (2). Pickoffs - Team (0), Opp (1). SBA/ATT - Stilwell, C. (6-6), White, H. (2-5), Birdsell, B. (4-4), Morris, A. (1-2), Molina, M. (1-2), Parish, T. (2-2), Sanders, J. (0-1).



Big 12 Only Season Stats



2022 Texas Tech Baseball
Conference statistics for Texas Tech (as of Apr 16, 2022)
(Big 12 games only Sorted by Fielding pct)



Player	c	po	a	e	fld%	dp	sba	csb	sba%	pb	ci
18 Cole Stilwell	120	114	6	0	1.000	2	6	0	1.000	2	0
5 Hudson White	91	84	7	0	1.000	3	2	3	.400	1	0
2 Jace Jung	57	17	40	0	1.000	5	0	0	---	0	0
19 Easton Murrell	20	20	0	0	1.000	0	0	0	---	0	0
1 Dillon Carter	12	11	1	0	1.000	0	0	0	---	0	0
25 Owen Washburn	12	12	0	0	1.000	0	0	0	---	0	0
41 Sam Hunt	10	10	0	0	1.000	0	0	0	---	0	0
9 Zac Vooletich	8	7	1	0	1.000	0	0	0	---	0	0
20 Dalton Porter	7	7	0	0	1.000	0	0	0	---	0	0
13 Trevor Conley	4	4	0	0	1.000	0	0	0	---	0	0
36 Shay Hartis	3	0	3	0	1.000	0	0	0	---	0	0
48 Brandon Birdsell	3	2	1	0	1.000	0	4	0	1.000	0	0
52 Josh Sanders	2	1	1	0	1.000	0	0	1	.000	0	0
42 Kyle Robinson	1	0	1	0	1.000	0	0	0	---	0	0
32 Trendan Parish	1	0	1	0	1.000	0	2	0	1.000	0	0
11 Andrew Devine	1	1	0	0	1.000	0	0	0	---	0	0
8 Kurt Wilson	45	15	29	1	.978	3	0	0	---	0	0
15 Parker Kelly	24	4	19	1	.958	1	0	0	---	0	0
34 Andrew Morris	6	1	4	1	.833	0	1	1	.500	0	0
3 Lauden Brooks	5	2	2	1	.800	0	0	0	---	0	0
29 Jamie Hitt	0	0	0	0	.000	0	0	0	---	0	0
28 Chase Hampton	0	0	0	0	.000	0	0	0	---	0	0
10 Ty Coleman	0	0	0	0	.000	0	0	0	---	0	0
44 Brandon Beckel	0	0	0	0	.000	0	0	0	---	0	0
49 Colin Clark	0	0	0	0	.000	0	0	0	---	0	0
21 Mason Molina	0	0	0	0	.000	0	1	1	.500	0	0
33 Ryan Brome	0	0	0	0	.000	0	0	0	---	0	0
45 Derek Bridges	0	0	0	0	.000	0	0	0	---	0	0
30 Bo Blessie	0	0	0	0	.000	0	0	0	---	0	0
39 Jase Lopez	0	0	0	0	.000	0	0	0	---	0	0
7 Cody Masters	0	0	0	0	.000	0	0	0	---	0	0
Totals	432	312	116	4	.991	5	8	3	.727	3	0
Opponents	429	313	104	12	.972	8	4	2	.667	2	0

Hitting minimums - 2.5 TPA/Game

Pitching minimums - 1.0 IP/Game

Season Stats (Previous Weekend Series)



2022 Texas Tech Baseball
Overall Statistics for Texas Tech (as of Apr 16, 2022)
(TCU series Sorted by Batting avg)



Record: 0-3 Home: 0-0 Away: 0-3 Big 12: 0-3

Player	avg	gp-gs	ab	r	h	2b	3b	hr	rbi	tb	slg%	bb	hp	so	gdp	ob%	sf	sh	sb-att	po	a	e	fld%
9 Zac Vooletich	.400	2-2	5	2	2	2	0	0	0	4	.800	2	1	1	0	.625	0	0	0-0	3	1	0	1.000
15 Parker Kelly	.364	3-3	11	2	4	0	0	0	1	4	.364	1	0	2	0	.417	0	0	0-0	1	2	1	.750
2 Jace Jung	.250	3-3	8	2	2	0	0	0	1	2	.250	6	0	3	0	.571	0	0	1-1	3	15	0	1.000
8 Kurt Wilson	.231	3-3	13	0	3	1	0	0	2	4	.308	0	0	2	0	.231	0	0	0-1	1	6	0	1.000
10 Ty Coleman	.231	3-3	13	1	3	1	0	0	1	4	.308	1	0	2	1	.286	0	0	0-0	0	0	0	.000
19 Easton Murrell	.100	3-3	10	1	1	0	0	1	3	4	.400	0	4	3	0	.357	0	0	0-0	10	0	0	1.000
5 Hudson White	.091	3-3	11	1	1	0	0	0	0	1	.091	1	0	2	0	.167	0	0	0-0	19	1	0	1.000
18 Cole Stilwell	.000	3-3	12	1	0	0	0	0	0	0	.000	1	1	4	0	.143	0	0	1-1	26	1	0	1.000

41 Sam Hunt	.250	3-1	4	0	1	1	0	0	1	2	.500	1	0	2	0	.400	0	0	0-0	1	0	0	1.000
25 Owen Washburn	.143	2-2	7	0	1	0	0	0	1	1	.143	0	0	4	0	.143	0	0	0-0	4	0	0	1.000
1 Dillon Carter	.000	2-1	2	0	0	0	0	0	0	0	.000	0	0	2	0	.000	0	0	0-0	3	0	0	1.000
7 Cody Masters	.000	1-0	1	0	0	0	0	0	0	0	.000	0	0	1	0	.000	0	0	0-0	0	0	0	.000
3 Lauden Brooks	.000	1-0	1	0	0	0	0	0	0	0	.000	0	0	1	0	.000	0	0	0-0	0	0	0	.000
13 Trevor Conley	.000	1-0	1	0	0	0	0	0	0	0	.000	0	0	0	0	.000	0	0	0-0	0	0	0	.000
20 Dalton Porter	.000	1-0	0	0	0	0	0	0	0	0	.000	0	0	0	0	.000	0	0	0-0	1	0	0	1.000
Totals	.182	3	99	10	18	5	0	1	10	26	.263	13	6	29	1	.314	0	0	2-3	72	29	1	.990
Opponents	.303	3	99	22	30	8	1	3	21	49	.495	12	3	18	1	.395	0	0	1-2	81	24	2	.981

LOB - Team (27), Opp (20). DPs turned - Team (1), Opp (1).

(TCU series Sorted by Earned run avg)

Player	era	w-l	app	gs	cg	sho	sv	ip	h	r	er	bb	so	2b	3b	hr	b/avg	wp	hp	bk	sfa	sha
21 Mason Molina	0.00	0-0	1	0	0	0/0	0	3.0	1	0	0	0	4	0	0	0	.100	1	0	0	0	0
34 Andrew Morris	6.00	0-0	1	1	0	0/0	0	6.0	7	4	4	1	4	3	0	1	.292	0	1	0	0	0
48 Brandon Birdsell	7.20	0-1	1	1	0	0/0	0	5.0	7	4	4	3	3	2	0	0	.333	1	0	0	0	0
28 Chase Hampton	7.36	0-1	1	1	0	0/0	0	3.2	7	3	3	1	1	1	0	1	.412	0	1	0	0	0

45 Derek Bridges	0.00	0-0	1	0	0	0/0	0	0.1	1	0	0	0	1	1	0	0	.500	0	0	0	0	0
36 Shay Hartis	5.40	0-0	1	0	0	0/0	0	1.2	1	1	1	1	0	0	0	1	.167	0	0	0	0	0
44 Brandon Beckel	9.00	0-0	1	0	0	0/0	0	1.0	1	1	1	1	3	0	1	0	.250	1	0	0	0	0
29 Jamie Hitt	20.25	0-0	1	0	0	0/0	0	1.1	1	3	3	2	0	0	0	0	.200	0	0	0	0	0
32 Trendan Parish	21.60	0-0	1	0	0	0/0	0	1.2	2	4	4	2	2	1	0	0	.286	1	1	0	0	0
49 Colin Clark	54.00	0-1	1	0	0	0/0	0	0.1	2	2	2	1	0	0	0	0	.667	0	0	0	0	0
Totals	8.25	0-3	3	3	0	0/0	0	24.0	30	22	22	12	18	8	1	3	.303	4	3	0	0	0
Opponents	2.33	3-0	3	3	0	0/0	2	27.0	18	10	7	13	29	5	0	1	.182	2	6	0	0	0

PB - Team (2), Stilwell, C. 1, White, H. 1. SBA/ATT - Stilwell, C. (1-1), Birdsell, B. (1-1), Morris, A. (0-1), White, H. (0-1).

Season Stats (Previous 10 Games)



2022 Texas Tech Baseball
Overall Statistics for Texas Tech (as of Apr 20, 2022)
(Last 10 Games Sorted by Batting avg)



Record: 3-7 Home: 3-0 Away: 0-6 Neutral: 0-1 Big 12: 3-3

Player	avg	gp-gs	ab	r	h	2b	3b	hr	rbi	tb	slg%	bb	hp	so	gdp	ob%	sf	sh	sb-att	po	a	e	fld%
8 Kurt Wilson	.385	10-10	39	9	15	3	1	2	12	26	.667	4	1	8	0	.444	1	0	0-1	15	27	1	.977
2 Jace Jung	.324	10-10	34	12	11	4	0	3	8	24	.706	13	0	7	0	.500	1	0	1-1	16	39	3	.948
18 Cole Stilwell	.308	9-9	39	10	12	3	0	1	4	18	.462	3	1	8	2	.372	0	0	1-1	73	4	0	1.000
10 Ty Coleman	.273	10-10	44	6	12	4	0	0	10	16	.364	2	0	5	1	.304	0	0	0-0	5	0	0	1.000
19 Easton Murrell	.263	7-6	19	7	5	1	0	3	6	15	.789	5	6	6	0	.533	0	0	0-0	15	0	1	.938
15 Parker Kelly	.250	10-10	40	4	10	4	0	0	3	14	.350	3	0	11	1	.302	0	0	1-1	5	13	2	.900
25 Owen Washburn	.250	8-8	28	4	7	1	0	1	8	11	.393	4	0	13	0	.333	1	0	0-0	10	0	0	1.000
5 Hudson White	.152	9-9	33	3	5	0	0	2	5	11	.333	6	0	6	0	.275	1	0	0-0	77	3	1	.988

9 Zac Vooletich	.350	6-5	20	6	7	2	0	1	3	12	.600	2	1	4	1	.417	1	0	0-0	9	1	0	1.000
20 Dalton Porter	.333	4-2	6	1	2	1	0	0	1	3	.500	2	0	1	0	.500	0	0	0-0	7	0	0	1.000
33 Ryan Brome	.286	3-1	7	1	2	2	0	0	1	4	.571	0	0	1	2	.286	0	0	0-0	1	0	0	1.000
41 Sam Hunt	.188	8-6	16	1	3	1	0	0	2	4	.250	6	1	6	0	.435	0	0	0-0	8	0	0	1.000
1 Dillon Carter	.167	3-2	6	1	1	0	0	0	0	1	.167	1	0	3	0	.286	0	0	0-0	5	0	0	1.000
7 Cody Masters	.000	4-1	6	1	0	0	0	0	0	0	.000	1	1	5	0	.250	0	0	0-0	0	0	0	.000
13 Trevor Conley	.000	3-1	4	1	0	0	0	0	0	0	.000	0	0	1	0	.000	0	1	0-0	7	1	1	.889
3 Lauden Brooks	.000	3-0	2	0	0	0	0	0	0	0	.000	1	0	1	0	.333	0	0	0-0	0	0	0	.000
14 Cooper Swanson	.000	1-0	0	0	0	0	0	0	0	0	.000	0	0	0	0	.000	0	0	0-0	0	0	0	.000
Totals	.268	10	343	67	92	26	1	13	63	159	.464	53	11	86	7	.379	5	1	3-4	253	96	13	.964
Opponents	.317	10	350	73	111	19	2	17	68	185	.529	41	8	82	9	.397	4	2	11-14	261	77	13	.963

LOB - Team (85), Opp (79). DPs turned - Team (9), Opp (9). IBB - Team (2), Jung, Ja. 2, Opp (2).

(Last 10 Games Sorted by Earned run avg)

Player	era	w-l	app	gs	cg	sho	sv	ip	h	r	er	bb	so	2b	3b	hr	b/avg	wp	hp	bk	sfa	sha
48 Brandon Birdsell	3.27	1-1	2	2	0	0/1	0	11.0	8	4	4	6	15	2	0	0	.205	1	0	0	0	0
34 Andrew Morris	4.85	1-0	2	2	0	0/0	0	13.0	13	7	7	1	13	4	0	1	.265	1	2	0	1	1

21 Mason Molina	2.84	0-0	4	0	0	0/0	0	6.1	5	3	2	2	8	2	0	1	.208	1	0	0	0	0
42 Kyle Robinson	3.00	0-0	3	0	0	0/0	0	3.0	3	1	1	2	2	1	0	0	.273	0	1	0	0	0
11 Andrew Devine	3.86	0-1	3	3	0	0/0	0	7.0	7	3	3	5	6	1	1	1	.269	1	0	0	1	0
36 Shay Hartis	6.00	0-0	2	0	0	0/0	0	3.0	3	2	2	1	1	1	0	1	.250	0	0	0	0	0
31 Austin Becker	6.00	0-1	3	0	0	0/0	0	3.0	9	6	2	1	6	0	0	2	.450	0	0	0	0	0
45 Derek Bridges	6.75	0-0	4	0	0	0/0	0	2.2	6	3	2	2	2	1	0	0	.462	1	0	0	0	1
52 Josh Sanders	7.71	0-0	3	0	0	0/0	0	4.2	9	4	4	1	4	0	0	2	.409	0	0	0	0	0
28 Chase Hampton	9.31	0-2	3	3	0	0/0	0	9.2	15	10	10	5	5	1	0	4	.385	0	3	0	2	0
44 Brandon Beckel	9.64	0-0	4	0	0	0/0	0	4.2	5	5	5	5	7	1	1	0	.263	2	0	0	0	0
49 Colin Clark	9.95	0-1	4	0	0	0/1	1	6.1	11	7	7	3	3	2	0	2	.379	0	0	0	0	0
29 Jamie Hitt	12.60	0-0	3	0	0	0/0	0	5.0	5	8	7	4	3	0	0	2	.250	0	1	0	0	0
32 Trendan Parish	15.43	1-1	4	0	0	0/0	1	4.2	11	9	8	2	6	3	0	1	.440	2	1	0	0	0
30 Bo Blessie	27.00	0-0	1	0	0	0/0	0	0.1	1	1	1	1	1	0	0	0	.500	0	0	0	0	0
Totals	6.94	3-7	10	10	0	1/1	2	84.1	111	73	65	41	82	19	2	17	.317	9	8	0	4	2
Opponents	5.48	7-3	10	10	0	0/0	3	87.0	92	67	53	53	86	26	1	13	.268	10	11	1	5	1

PB - Team (4), Stilwell, C. 3, White, H. 1, Opp (2). SBA/ATT - Stilwell, C. (7-7), White, H. (3-5), Hitt, J. (4-4), Parish, T. (2-2), Birdsell, B. (2-2), Molina, M. (1-2), Conley, T. (1-2), Morris, A. (0-1), Becker, A. (1-1), Devine, A. (0-1), Blessie, B. (1-1).

Game-By-Game Offensive Stats

2022 Texas Tech Baseball
Team Game-by-Game for Texas Tech (as of Apr 20, 2022)
Batting (All games)

Date	Opponent	ab	r	h	rbi	2b	3b	hr	tb	bb	ibb	sb	cs	hbp	sac	sf	gdp	k	po	a	e	lob	avg
Feb 18	vs Michigan	34	7	9	6	0	1	0	11	8	0	2	0	4	0	1	0	11	27	9	1	14	.265
Feb 19	vs Auburn	26	1	3	1	0	0	0	3	7	0	0	0	1	0	1	0	8	24	14	0	7	.200
Feb 20	vs Arizona	31	2	5	2	0	0	0	5	4	0	0	0	0	0	0	0	12	27	6	0	6	.187
Feb 22	DALLAS BAPTIST	32	8	10	7	2	0	0	12	7	0	1	0	1	0	0	2	5	27	6	1	8	.220
Feb 26	KENT STATE	29	10	5	10	1	0	1	9	10	1	1	0	2	1	0	0	9	27	3	0	8	.211
Feb 27	KENT STATE	35	8	12	8	4	0	1	19	4	0	0	0	1	0	1	0	5	27	9	2	9	.235
Feb 27	KENT STATE	32	7	8	7	0	0	3	17	3	0	1	0	2	0	0	0	8	27	6	0	6	.237
Mar 01	at Dallas Baptist	35	4	6	4	1	0	1	10	6	0	0	0	1	0	1	0	13	30	5	0	9	.228
Mar 04	MERRIMACK	37	17	16	17	2	0	0	18	11	0	0	0	2	0	2	0	3	27	11	0	11	.254
Mar 05	MERRIMACK	36	21	13	21	2	0	3	24	18	0	2	0	3	0	1	0	4	27	10	1	13	.266
Mar 05	MERRIMACK	43	20	20	19	3	0	3	32	7	0	1	0	0	0	1	0	6	27	10	0	7	.289
Mar 06	MERRIMACK	37	12	13	11	3	1	2	24	6	0	5	0	2	0	0	0	2	27	12	1	9	.295
Mar 08	vs Mississippi State	35	5	8	5	2	1	2	18	3	0	2	0	0	0	1	0	16	24	4	0	7	.290
Mar 09	vs Mississippi State	35	7	8	6	0	1	2	16	6	0	0	0	1	1	0	0	11	27	9	2	9	.285
Mar 11	at Rice	36	10	9	7	2	0	1	14	8	0	2	0	2	1	0	0	10	27	8	2	10	.283
Mar 12	at Rice	33	3	5	3	2	0	0	7	2	0	0	0	0	0	1	0	13	27	3	4	6	.275
Mar 13	at Rice	37	7	13	6	5	0	0	18	4	0	0	0	2	1	0	1	9	27	7	1	10	.280
Mar 15	NEW MEXICO	47	28	25	27	7	0	1	35	13	0	0	0	2	0	2	1	7	27	16	2	12	.298
Mar 16	NEW MEXICO	37	11	13	9	4	0	0	17	7	0	3	0	1	0	0	0	6	27	9	0	10	.301
Mar 19	at IOWA	36	11	8	7	3	1	2	19	8	1	1	0	0	0	1	0	15	27	7	1	7	.297
Mar 20	at IOWA	32	3	4	3	0	0	2	10	2	0	0	0	1	0	0	0	17	24	10	1	5	.290
Mar 22	CALIFORNIA BAPT	31	6	9	5	1	1	1	15	7	0	0	0	0	0	1	1	6	27	12	1	9	.290
*Mar 25	TEXAS	31	5	3	4	0	0	3	12	3	0	2	1	0	1	0	0	10	30	8	0	1	.282
*Mar 26	TEXAS	38	16	13	16	3	1	2	24	7	0	0	0	4	0	1	3	7	30	11	0	5	.285
*Mar 27	TEXAS	25	1	6	1	1	0	0	7	2	0	0	0	0	1	1	0	8	21	11	0	7	.284
Mar 29	STEPHEN F. AUSTI	47	19	23	18	10	2	5	52	3	0	0	0	0	0	1	1	8	27	12	1	8	.294
Mar 30	STEPHEN F. AUSTI	32	13	12	13	2	0	3	23	5	0	0	0	2	0	2	1	3	27	4	0	4	.297
*Apr 01	at Kansas	37	8	13	8	3	0	2	22	3	0	0	0	1	0	1	1	5	27	11	0	7	.299
*Apr 02	at Kansas	54	28	27	28	9	1	4	50	10	0	0	0	3	0	0	0	3	27	10	1	12	.310
*Apr 03	at Kansas	34	5	7	5	1	0	1	11	6	0	0	0	2	0	0	1	10	24	10	0	10	.306
Apr 05	at Grand Canyon	35	4	10	4	2	0	3	21	5	0	0	0	1	0	0	1	6	24	9	2	10	.306
Apr 06	at Grand Canyon	34	7	9	7	1	0	0	10	5	0	1	0	1	1	2	0	15	24	9	3	9	.305
*Apr 08	KANSAS STATE	33	6	8	5	2	0	1	13	4	0	0	0	0	0	0	0	5	27	7	1	7	.303
*Apr 09	KANSAS STATE	34	14	10	11	4	0	2	20	11	1	0	0	1	0	1	0	7	27	10	0	9	.303
*Apr 10	KANSAS STATE	36	7	15	7	2	0	2	23	2	0	0	0	0	0	1	1	8	27	9	1	8	.306
Apr 12	vs Oklahoma	34	9	9	9	4	0	2	19	8	1	0	0	1	0	0	2	9	27	10	4	7	.305
*Apr 14	at TCU	34	4	5	4	0	0	1	8	2	0	2	0	0	0	0	0	14	24	9	0	5	.301
*Apr 15	at TCU	32	3	6	3	1	0	0	7	7	0	0	1	3	0	0	0	11	24	11	1	12	.298
*Apr 16	at TCU	33	3	7	3	4	0	0	11	4	0	0	0	3	0	0	1	4	24	9	0	10	.296
Apr 19	at New Mexico	38	10	13	10	6	1	2	27	5	0	0	0	1	0	1	2	7	25	13	1	8	.297
Totals		1407	370	418	347	99	11	58	713	243	4	26	2	51	7	25	19	336	1054	359	35	331	.297



Multis/Streaks

Multiple Hit Games	2	3	4	5+	Total
18 Cole Stilwell	13	4	-	-	17
2 Jace Jung	6	8	-	1	15
8 Kurt Wilson	10	3	1	-	14
25 Owen Washburn	9	3	-	-	12
15 Parker Kelly	8	3	-	-	11
10 Ty Coleman	7	2	1	-	10
5 Hudson White	6	2	-	1	9
19 Easton Murrell	4	2	-	-	6
9 Zac Vooletich	4	1	-	-	5
41 Sam Hunt	2	-	1	-	3
20 Dalton Porter	2	1	-	-	3
33 Ryan Brome	2	-	-	-	2
1 Dillon Carter	1	1	-	-	2
3 Lauden Brooks	1	-	-	-	1
7 Cody Masters	1	-	-	-	1
17 Drew Reynolds	-	1	-	-	1
TEAM	76	31	3	2	112

Multiple RBI Games	2	3	4	5+	Total
8 Kurt Wilson	8	4	2	1	15
2 Jace Jung	8	2	1	1	12
10 Ty Coleman	6	1	3	1	11
15 Parker Kelly	7	1	1	1	10
25 Owen Washburn	6	4	-	-	10
18 Cole Stilwell	8	1	-	-	9
5 Hudson White	5	2	-	1	8
9 Zac Vooletich	3	-	1	1	5
19 Easton Murrell	2	1	1	-	4
20 Dalton Porter	2	1	-	-	3
1 Dillon Carter	2	1	-	-	3
41 Sam Hunt	-	2	1	-	3
33 Ryan Brome	-	1	-	-	1
14 Cooper Swanson	1	-	-	-	1
17 Drew Reynolds	1	-	-	-	1
13 Trevor Conley	1	-	-	-	1
7 Cody Masters	-	-	1	-	1
TEAM	60	21	11	6	98

Hitting Streaks	Longest	Current
10 Ty Coleman	13	6
18 Cole Stilwell	12	1
8 Kurt Wilson	12	3
15 Parker Kelly	11	4
25 Owen Washburn	7	-
19 Easton Murrell	6	-
9 Zac Vooletich	5	5
2 Jace Jung	5	2
5 Hudson White	4	2
1 Dillon Carter	4	1
41 Sam Hunt	4	1
20 Dalton Porter	3	3
7 Cody Masters	2	-
3 Lauden Brooks	2	-
13 Trevor Conley	1	-
33 Ryan Brome	1	1
14 Cooper Swanson	1	-
17 Drew Reynolds	1	-

Reached Base Streaks	Longest	Current
19 Easton Murrell	25	25
18 Cole Stilwell	19	1
8 Kurt Wilson	17	3
25 Owen Washburn	14	-
10 Ty Coleman	13	6
15 Parker Kelly	12	4
1 Dillon Carter	11	1
2 Jace Jung	11	7
9 Zac Vooletich	6	5
5 Hudson White	6	3
41 Sam Hunt	5	1
33 Ryan Brome	5	1
17 Drew Reynolds	3	-
7 Cody Masters	3	-
20 Dalton Porter	3	3
13 Trevor Conley	2	-
14 Cooper Swanson	2	-
3 Lauden Brooks	2	-



Texas Tech when...

Score by innings	1	2	3	4	5	6	7	8	9	EX	Total
Texas Tech	40	52	34	25	42	48	43	55	24	7	370
Opponents	15	17	15	35	22	29	28	28	19	1	209
Record when ...											
Overall	27-13				After 6 leading				21-1		
Conference	7-5			 trailing				6-12		
Non-Conference	20-8			 tied				0-0		
Home games	18-1				After 7 leading				22-1		
Away games	7-8			 trailing				4-11		
Neutral site	2-4			 tied				1-0		
Day games	19-8				After 8 leading				21-1		
Night games	8-5			 trailing				2-11		
vs Left starter	4-2			 tied				4-0		
vs Right starter	23-11										
1-Run games	5-4				Hit 0 home runs				6-6		
2-Run games	1-0				... 1 home run				7-2		
5+Run games	15-5				... 2+ home runs				14-5		
Extra innings	3-0										
Shutouts	1-0				Opponent 0 home runs				15-2		
				 1 home run				7-6		
Scoring 0-2 runs	0-3			 2+ HRs				5-5		
..... 3-5 runs	3-7										
..... 6-9 runs	10-2				Made 0 errors				11-7		
..... 10+ runs	14-1			 1 error				11-3		
				 2+ errors				5-3		
Opponent 0-2 runs	11-1										
..... 3-5 runs	12-1				Opp. made 0 errors				8-6		
..... 6-9 runs	3-6			 1 error				10-5		
..... 10+ runs	1-5			 2+ errors				9-2		
Scored in 1st inning	14-4				Out-hit opponent				20-0		
Opp. scored in 1st	7-2				Out-hit by opponent				4-10		
Scores first	18-8				Hits are tied				3-3		
Opp. scores first	9-5										

Record when team scores:

Runs	0	1	2	3	4	5	6	7	8	9	10+
W-L	0-0	0-2	0-1	1-3	1-2	1-2	2-0	5-1	3-0	0-1	14-1

Record when opponent scores:

Runs	0	1	2	3	4	5	6	7	8	9	10+
W-L	1-0	4-0	6-1	4-0	4-1	4-0	2-1	1-1	0-2	0-2	1-5

Record when leading after:

Inn.	1	2	3	4	5	6	7	8
W-L	14-2	19-3	19-3	19-2	19-2	21-1	22-1	21-1

Record when trailing after:

Inn.	1	2	3	4	5	6	7	8
W-L	3-2	5-6	4-6	5-8	6-10	6-12	4-11	2-11

Record when tied after:

Inn.	1	2	3	4	5	6	7	8
W-L	10-9	3-4	4-4	3-3	2-1	0-0	1-0	4-0

Current losing streak: 5

Longest winning streak: 9

Longest losing streak: 5

Home attendance : 66816 (17 dates avg = 3930)

Away attendance : 59922 (21 dates avg = 2853)

Total attendance: 126738 (38 dates avg = 3335)



Team Game Highs in 2022

Batting

At bats:	54	-	at Kansas (Apr 02, 2022)
Runs scored:	28	-	vs New Mexico (Mar 15, 2022)
	28	-	at Kansas (Apr 02, 2022)
Hits:	27	-	at Kansas (Apr 02, 2022)
RBI's:	28	-	at Kansas (Apr 02, 2022)
Doubles:	10	-	vs Stephen F. Austin (Mar 29, 2022)
Triples:	2	-	vs Stephen F. Austin (Mar 29, 2022)
Home runs:	5	-	vs Stephen F. Austin (Mar 29, 2022)
Total bases:	52	-	vs Stephen F. Austin (Mar 29, 2022)
Walks:	18	-	vs Merrimack (Mar 05, 2022)
Strikeouts:	17	-	at IOWA (Mar 20, 2022)
Sac hits:	1	-	(7 times)
Sac flies:	2	-	(4 times)
Stolen bases:	5	-	vs Merrimack (Mar 06, 2022)
Hit by pitch:	4	-	vs Michigan (Feb 18, 2022 at Arlington, TX)
	4	-	vs Texas (Mar 26, 2022)
Caught stealing:	1	-	vs Texas (Mar 25, 2022)
	1	-	at TCU (Apr 15, 2022)
Runners LOB:	14	-	vs Michigan (Feb 18, 2022 at Arlington, TX)
Hit into DP:	3	-	vs Texas (Mar 26, 2022)

Fielding

Putouts:	30	-	at Dallas Baptist (Mar 01, 2022)
	30	-	vs Texas (Mar 25, 2022)
	30	-	vs Texas (Mar 26, 2022)
Assists:	16	-	vs New Mexico (Mar 15, 2022)
Errors:	4	-	at Rice (Mar 12, 2022)
	4	-	vs Oklahoma (Apr 12, 2022 at Amarillo, Texas)
Passed balls:	1	-	(7 times)
DPs turned:	3	-	vs Oklahoma (Apr 12, 2022 at Amarillo, Texas)

Pitching

Innings pitched:	10.0	-	at Dallas Baptist (Mar 01, 2022)
	10.0	-	vs Texas (Mar 25, 2022)
	10.0	-	vs Texas (Mar 26, 2022)
Runs allowed:	14	-	vs Oklahoma (Apr 12, 2022 at Amarillo, Texas)
Earned runs:	13	-	vs Arizona (Feb 20, 2022 at Arlington, TX)
Walks allowed:	9	-	vs Oklahoma (Apr 12, 2022 at Amarillo, Texas)
Strikeouts:	19	-	at Rice (Mar 12, 2022)
Hits allowed:	21	-	vs Texas (Mar 26, 2022)
	21	-	at New Mexico (Apr 19, 2022)
Doubles allowed:	7	-	vs Arizona (Feb 20, 2022 at Arlington, TX)
	7	-	vs Texas (Mar 26, 2022)
Triples allowed:	1	-	(7 times)
Homers allowed:	5	-	vs Oklahoma (Apr 12, 2022 at Amarillo, Texas)
Wild pitches:	3	-	vs Kent State (Feb 27, 2022)
	3	-	vs Merrimack (Mar 06, 2022)
Hit batters:	3	-	at Kansas (Apr 02, 2022)

Individual Game Highs in 2022

Batting

At bats:	7	-	Zac Vooletich vs New Mexico (Mar 15, 2022)
Runs scored:	5	-	Jace Jung vs Stephen F. Austin (Mar 29, 2022)
	5	-	Hudson White at Kansas (Apr 02, 2022)
Hits:	5	-	Jace Jung vs Stephen F. Austin (Mar 29, 2022)
	5	-	Hudson White at Kansas (Apr 02, 2022)
RBI's:	9	-	Parker Kelly vs Merrimack (Mar 05, 2022)
Doubles:	3	-	Jace Jung vs Stephen F. Austin (Mar 29, 2022)
Triples:	1	-	(11 times)
Home runs:	3	-	Parker Kelly vs Merrimack (Mar 05, 2022)
Total bases:	12	-	Parker Kelly vs Merrimack (Mar 05, 2022)
Walks:	4	-	Jace Jung vs Kent State (Feb 26, 2022)
	4	-	Hudson White vs New Mexico (Mar 15, 2022)
Strikeouts:	5	-	Dillon Carter at Rice (Mar 11, 2022)
Sac hits:	1	-	(7 times)
Sac flies:	2	-	Cole Stilwell vs Merrimack (Mar 04, 2022)
Stolen bases:	2	-	Dillon Carter vs Merrimack (Mar 06, 2022)
Hit by pitch:	2	-	(5 times)
Caught stealing:	1	-	Dillon Carter vs Texas (Mar 25, 2022)
	1	-	Kurt Wilson at TCU (Apr 15, 2022)
Runners LOB:	6	-	Owen Washburn vs Merrimack (Mar 05, 2022)

Fielding

Putouts:	17	-	Hudson White vs Kent State (Feb 26, 2022)
Assists:	7	-	Jace Jung at New Mexico (Apr 19, 2022)
Errors:	2	-	Kurt Wilson at Rice (Mar 12, 2022)
	2	-	Trevor Conley at Rice (Mar 12, 2022)
	2	-	Jace Jung vs Oklahoma (Apr 12, 2022 at Amarillo, Texas)
Passed balls:	1	-	(7 times)

Pitching

Innings pitched:	8.0	-	Andrew Morris at Kansas (Apr 01, 2022)
Runs allowed:	6	-	Mason Molina at Kansas (Apr 03, 2022)
Earned runs:	6	-	Mason Molina at Kansas (Apr 03, 2022)
Walks allowed:	5	-	Andrew Devine vs Oklahoma (Apr 12, 2022 at Amarillo, Texas)
Strikeouts:	15	-	Brandon Birdsell at Rice (Mar 12, 2022)
Hits allowed:	10	-	Brandon Birdsell vs Texas (Mar 26, 2022)
Doubles allowed:	3	-	Andrew Morris vs Kent State (Feb 26, 2022)
	3	-	Andrew Morris at TCU (Apr 14, 2022)
Triples allowed:	1	-	(7 times)
Homers allowed:	3	-	Brandon Birdsell vs Texas (Mar 26, 2022)
Wild pitches:	3	-	Brandon Birdsell vs Kent State (Feb 27, 2022)
Hit batters:	3	-	Brandon Birdsell at Kansas (Apr 02, 2022)



Starting Lineup by Position

PITCHER:

48 Brandon Birdsell	9	(7-2)
28 Chase Hampton	8	(5-3)
34 Andrew Morris	8	(7-1)
21 Mason Molina	7	(3-4)
11 Andrew Devine	3	(1-2)
31 Austin Becker	3	(3-0)
29 Jamie Hitt	1	(1-0)

CATCHER:

5 Hudson White	25	(17-8)
18 Cole Stilwell	11	(8-3)
13 Trevor Conley	3	(2-1)

FIRST BASE:

18 Cole Stilwell	27	(19-8)
5 Hudson White	11	(8-3)
10 Ty Coleman	1	(0-1)

SECOND BASE:

2 Jace Jung	39	(27-12)
-------------	----	---------

THIRD BASE:

15 Parker Kelly	37	(26-11)
19 Easton Murrell	2	(1-1)

SHORTSTOP:

8 Kurt Wilson	39	(27-12)
---------------	----	---------

LEFT FIELD:

19 Easton Murrell	15	(8-7)
20 Dalton Porter	11	(9-2)
9 Zac Vooletich	10	(8-2)
14 Cooper Swanson	3	(2-1)

CENTER FIELD:

1 Dillon Carter	26	(20-6)
41 Sam Hunt	11	(6-5)
9 Zac Vooletich	1	(0-1)
20 Dalton Porter	1	(1-0)

RIGHT FIELD:

25 Owen Washburn	38	(27-11)
19 Easton Murrell	1	(0-1)

DESIGNATED HITTER:

10 Ty Coleman	31	(21-10)
19 Easton Murrell	3	(3-0)
9 Zac Vooletich	2	(1-1)
33 Ryan Brome	1	(1-0)
20 Dalton Porter	1	(1-0)
7 Cody Masters	1	(0-1)

Game-By-Game Starters By Position

Date	Opponent	C	1B	2B	3B	SS	LF	CF	RF	DH
2/18	vs. Michigan	White	Stilwell	Jung	Murrell	Wilson	Swanson	Carter	Washburn	Coleman
2/19	vs. Auburn	White	Stilwell	Jung	Murrell	Wilson	Swanson	Carter	Washburn	Coleman
2/20	vs. Arizona	Coleman	Washburn	Jung	Stilwell	Wilson	Porter	Carter	Washburn	Coleman
2/22	Dallas Baptist	White	Stilwell	Jung	Kelly	Wilson	Porter	Carter	Washburn	Coleman
2/26	Kent State	White	Stilwell	Jung	Kelly	Wilson	Porter	Carter	Washburn	Coleman
2/27	Kent State	Stilwell	White	Jung	Kelly	Wilson	Porter	Carter	Washburn	Coleman
2/27	Kent State	White	Stilwell	Jung	Kelly	Wilson	Porter	Carter	Washburn	Coleman
3/1	at Dallas Baptist	White	Stilwell	Jung	Kelly	Wilson	Porter	Carter	Washburn	Coleman
3/4	Merrimack	White	Stilwell	Jung	Kelly	Wilson	Vooletich	Carter	Washburn	Murrell
3/5	Merrimack (Gm. 1)	Stilwell	White	Jung	Kelly	Wilson	Vooletich	Carter	Washburn	Murrell
3/5	Merrimack (Gm. 2)	White	Stilwell	Jung	Kelly	Wilson	Vooletich	Carter	Washburn	Murrell
3/6	Merrimack	White	Stilwell	Jung	Kelly	Wilson	Vooletich	Carter	Washburn	Porter
3/8	vs. Mississippi St.	White	Stilwell	Jung	Kelly	Wilson	Porter	Carter	Washburn	Vooletich
3/9	vs. Mississippi St.	Conley	Stilwell	Jung	Kelly	Wilson	Porter	Carter	Washburn	Brome
3/11	at Rice	White	Stilwell	Jung	Kelly	Wilson	Porter	Carter	Washburn	Coleman
3/12	at Rice	Conley	Stilwell	Jung	Kelly	Wilson	Porter	Carter	Washburn	Coleman
3/13	at Rice	White	Stilwell	Jung	Kelly	Wilson	Vooletich	Carter	Washburn	Coleman
3/15	New Mexico	White	Stilwell	Jung	Kelly	Wilson	Vooletich	Carter	Washburn	Coleman
3/16	New Mexico	White	Stilwell	Jung	Kelly	Wilson	Swanson	Carter	Washburn	Vooletich
3/19	at Iowa	Stilwell	White	Jung	Kelly	Wilson	Murrell	Carter	Washburn	Coleman
3/20	at Iowa	Stilwell	White	Jung	Kelly	Wilson	Murrell	Carter	Washburn	Coleman
3/22	California Baptist	White	Stilwell	Jung	Kelly	Wilson	Murrell	Carter	Washburn	Coleman
3/25	Texas	White	Stilwell	Jung	Kelly	Wilson	Murrell	Carter	Washburn	Coleman
3/26	Texas	Stilwell	White	Jung	Kelly	Wilson	Murrell	Carter	Washburn	Coleman
3/27	Texas	White	Stilwell	Jung	Kelly	Wilson	Murrell	Carter	Washburn	Coleman
3/29	Stephen F. Austin	White	Stilwell	Jung	Kelly	Wilson	Murrell	Hunt	Washburn	Coleman
3/30	Stephen F. Austin	Stilwell	White	Jung	Kelly	Wilson	Murrell	Hunt	Washburn	Coleman
4/1	at Kansas	White	Stilwell	Jung	Kelly	Wilson	Murrell	Hunt	Washburn	Coleman
4/2	at Kansas	Stilwell	White	Jung	Kelly	Wilson	Murrell	Hunt	Washburn	Coleman
4/3	at Kansas	White	Stilwell	Jung	Kelly	Wilson	Murrell	Hunt	Washburn	Coleman
4/5	at Grand Canyon	Stilwell	White	Jung	Kelly	Wilson	Murrell	Hunt	Washburn	Coleman
4/6	at Grand Canyon	Conley	Coleman	Jung	Kelly	Wilson	Murrell	Hunt	Washburn	Masters
4/8	Kansas State	White	Stilwell	Jung	Kelly	Wilson	Porter	Hunt	Washburn	Coleman
4/9	Kansas State	Stilwell	White	Jung	Kelly	Wilson	Vooletich	Hunt	Washburn	Coleman
4/10	Kansas State	Stilwell	White	Jung	Kelly	Wilson	Vooletich	Porter	Washburn	Coleman
4/12	vs. Oklahoma	White	Stilwell	Jung	Kelly	Wilson	Vooletich	Hunt	Washburn	Coleman
4/14	at TCU	White	Stilwell	Jung	Kelly	Wilson	Murrell	Carter	Washburn	Coleman
4/15	at TCU	Stilwell	White	Jung	Kelly	Wilson	Murrell	Vooletich	Washburn	Coleman
4/16	at TCU	White	Stilwell	Jung	Kelly	Wilson	Vooletich	Hunt	Murrell	Coleman
4/19	at New Mexico	Stilwell	White	Jung	Kelly	Wilson	Murrell	Carter	Brome	Coleman



Game-By-Game Starters By Batting Order

Date	Opponent	Leadoff	2nd	3rd	Cleanup	5th	6th	7th	8th	9th
2/18	vs. Michigan	Swanson	Washburn	Coleman	Jung	Wilson	Murrell	Stilwell	White	Carter
2/19	vs. Auburn	Swanson	Washburn	Coleman	Jung	Wilson	Murrell	Stilwell	White	Carter
2/20	vs. Arizona	Coleman	Washburn	Jung	Stilwell	Wilson	Porter	White	Carter	Kelly
2/22	Dallas Baptist	Carter	Stilwell	Coleman	Jung	Wilson	Porter	White	Washburn	Kelly
2/26	Kent State	Carter	Stilwell	Coleman	Jung	Wilson	Porter	White	Washburn	Kelly
2/27	Kent State	Carter	Stilwell	Jung	Coleman	Wilson	Porter	White	Washburn	Kelly
2/27	Kent State	Carter	Stilwell	Jung	Coleman	Wilson	Porter	White	Washburn	Kelly
3/1	at Dallas Baptist	Carter	Stilwell	Jung	Coleman	Wilson	Porter	White	Washburn	Kelly
3/4	Merrimack	Carter	Vooletich	Jung	Stilwell	Wilson	Washburn	White	Murrell	Kelly
3/5	Merrimack (Gm. 1)	Carter	Vooletich	Jung	Stilwell	Wilson	Washburn	White	Murrell	Kelly
3/5	Merrimack (Gm. 2)	Carter	Vooletich	Jung	Stilwell	Wilson	Washburn	White	Murrell	Kelly
3/6	Merrimack	Carter	Vooletich	Jung	Stilwell	Wilson	Washburn	White	Porter	Kelly
3/8	vs. Mississippi St.	Carter	Vooletich	Jung	Stilwell	Wilson	Washburn	White	Porter	Kelly
3/9	vs. Mississippi St.	Carter	Brome	Jung	Stilwell	Wilson	Washburn	Conley	Kelly	Porter
3/11	at Rice	Carter	Stilwell	Jung	Coleman	Wilson	Washburn	Kelly	Porter	White
3/12	at Rice	Porter	Stilwell	Jung	Coleman	Wilson	Washburn	Conley	Kelly	Carter
3/13	at Rice	Vooletich	Stilwell	Jung	Coleman	Wilson	Washburn	Kelly	White	Carter
3/15	New Mexico	Vooletich	Stilwell	Jung	Coleman	Wilson	Washburn	Kelly	White	Carter
3/16	New Mexico	Vooletich	Stilwell	Jung	Wilson	Kelly	Washburn	White	Swanson	Carter
3/19	at Iowa	Murrell	Stilwell	Jung	Coleman	Wilson	Washburn	Kelly	White	Carter
3/20	at Iowa	Murrell	Stilwell	Jung	Coleman	Wilson	Washburn	Kelly	White	Carter
3/22	California Baptist	Murrell	Stilwell	Jung	Coleman	Wilson	Washburn	White	Carter	Kelly
3/25	Texas	Murrell	Stilwell	Jung	Coleman	Wilson	Washburn	White	Kelly	Carter
3/26	Texas	Murrell	Stilwell	Jung	Coleman	Wilson	Washburn	White	Kelly	Carter
3/27	Texas	Murrell	Stilwell	Jung	Coleman	Wilson	Washburn	White	Kelly	Carter
3/29	Stephen F. Austin	Murrell	Stilwell	Jung	Coleman	Wilson	Washburn	White	Kelly	Hunt
3/30	Stephen F. Austin	Murrell	Stilwell	Jung	Coleman	Wilson	Washburn	White	Kelly	Hunt
4/1	at Kansas	Murrell	Stilwell	Jung	Coleman	Wilson	Washburn	White	Kelly	Hunt
4/2	at Kansas	Murrell	Stilwell	Jung	Coleman	Wilson	Washburn	White	Kelly	Hunt
4/3	at Kansas	Murrell	Stilwell	Jung	Coleman	Wilson	Washburn	White	Kelly	Hunt
4/5	at Grand Canyon	Murrell	Stilwell	Jung	Coleman	Wilson	Washburn	White	Kelly	Hunt
4/6	at Grand Canyon	Murrell	Masters	Jung	Coleman	Wilson	Washburn	Kelly	Hunt	Conley
4/8	Kansas State	White	Jung	Coleman	Stilwell	Wilson	Washburn	Kelly	Porter	Hunt
4/9	Kansas State	Vooletich	Stilwell	Jung	Coleman	Wilson	Washburn	White	Kelly	Hunt
4/10	Kansas State	Vooletich	Stilwell	Jung	Coleman	Wilson	Washburn	White	Kelly	Porter
4/12	vs. Oklahoma	Vooletich	Stilwell	Jung	Coleman	Wilson	Washburn	White	Kelly	Hunt
4/14	at TCU	Murrell	Stilwell	Jung	Coleman	Wilson	Washburn	White	Kelly	Carter
4/15	at TCU	Murrell	Stilwell	Jung	Coleman	Wilson	Washburn	White	Kelly	Vooletich
4/16	at TCU	Murrell	Stilwell	Jung	Coleman	Wilson	White	Kelly	Hunt	Vooletich
4/19	at New Mexico	Murrell	Coleman	Jung	Stilwell	Wilson	Brome	White	Kelly	Carter

Starters Breakdown

LEADOFF:

19 Easton Murrell	16	(8-8)
1 Dillon Carter	12	(11-1)
9 Zac Vooletich	6	(5-1)
14 Cooper Swanson	2	(1-1)
5 Hudson White	1	(1-0)
10 Ty Coleman	1	(0-1)
20 Dalton Porter	1	(1-0)

2ND SPOT:

18 Cole Stilwell	28	(20-8)
9 Zac Vooletich	5	(4-1)
25 Owen Washburn	3	(1-2)
33 Ryan Brome	1	(1-0)
2 Jace Jung	1	(1-0)
7 Cody Masters	1	(0-1)

3RD SPOT:

2 Jace Jung	34	(23-11)
10 Ty Coleman	5	(4-1)

CLEANUP:

10 Ty Coleman	26	(17-9)
18 Cole Stilwell	8	(6-2)
2 Jace Jung	4	(3-1)
8 Kurt Wilson	1	(1-0)

5TH SPOT:

8 Kurt Wilson	38	(26-12)
15 Parker Kelly	1	(1-0)

6TH SPOT:

25 Owen Washburn	30	(21-9)
20 Dalton Porter	6	(5-1)
19 Easton Murrell	2	(1-1)
5 Hudson White	1	(0-1)

7TH SPOT:

5 Hudson White	27	(19-8)
15 Parker Kelly	8	(5-3)
13 Trevor Conley	2	(2-0)
18 Cole Stilwell	2	(1-1)

8TH SPOT:

15 Parker Kelly	16	(10-6)
5 Hudson White	6	(4-2)
25 Owen Washburn	5	(5-0)
20 Dalton Porter	4	(3-1)
19 Easton Murrell	3	(3-0)
41 Sam Hunt	2	(0-2)
1 Dillon Carter	2	(1-1)
14 Cooper Swanson	1	(1-0)

9TH SPOT:

1 Dillon Carter	12	(8-4)
15 Parker Kelly	12	(10-2)
41 Sam Hunt	9	(6-3)
20 Dalton Porter	2	(2-0)
9 Zac Vooletich	2	(0-2)
5 Hudson White	1	(1-0)
13 Trevor Conley	1	(0-1)



The Last Time Texas Tech...

Won 5 or more consecutive games _____ 7 games (March 9, 2022-March 19, 2022)
 Won 6 or more consecutive games _____ 7 games (March 9, 2022-March 19, 2022)
 Won 8 or more consecutive games _____ 9 games (Feb. 22, 2022-March 6, 2022)
 Won 10 or more consecutive games _____ 14 games (Feb. 26-March 15, 2021)
 Won 16 or more consecutive games _____ 16 games (April 13-May 22, 2002)

Lost 5 or more consecutive games _____ 5 games (April 12, 2022-Present)
 Lost 6 or more consecutive games _____ 9 games (April 2-20, 2013)
 Lost 7 or more consecutive games _____ 9 games (April 2-20, 2013)
 Lost 8 or more consecutive games _____ 9 games (April 2-20, 2013)
 Lost 9 or more consecutive games _____ 9 games (April 2-20, 2013)
 Lost 10 or more consecutive games _____ 11 games (April 12-28, 1985)
 Lost 11 or more consecutive games _____ 11 games (April 12-28, 1985)

Shutout an opponent _____ vs. Kansas State, 14-0 (April 9, 2022)
 Shutout an opponent on Opening Day _____ vs. Northern Illinois, 8-0 (Feb. 15, 2013)
 Shutout an opponent at home _____ vs. Kansas State, 14-0 (April 9, 2022)
 Shutout a Big 12 opponent at home _____ vs. Kansas State, 14-0 (April 9, 2022)
 Shutout an opponent on the road _____ at West Virginia (Apr. 14, 2019)
 Shutout a Big 12 opponent on the road _____ at West Virginia (Apr. 14, 2019)
 Shutout an opponent on a neutral field _____ vs. Sam Houston State 8-0 (March 6, 2021)
 Shutout a midweek opponent at home _____ vs. Texas Southern, 15-0 (7 Inn.) (March 3, 2021)
 Shutout a midweek opponent on the road _____ at #27 Dallas Baptist, 5-0 (May 8, 2012)
 Shutout back-to-back opponents _____ at UTSA, 5-0 & 3-0 (Feb. 24-25, 2018)

Was shutout _____ vs. #9 Stanford, 0-9 (June 12, 2021)
 Was shutout on Opening Day _____ vs. #3 Indiana, 0-1 (February 14, 2014)
 Was shutout at home _____ vs. #9 Stanford, 0-9 (June 12, 2021)
 Was shutout at home by a Big 12 opponent _____ vs. #14 Oklahoma State, 0-2 (March 19, 2021)
 Was shutout on the road _____ at West Virginia (Apr. 12, 2019)
 Was shutout on the road by a Big 12 opponent _____ at West Virginia (Apr. 12, 2019)
 Was shutout on a neutral field _____ vs. West Virginia, 0-2 (May 25, 2019)
 Was shutout against a midweek opponent at home _____ vs. Abilene Christian, 0-1 (March 25, 1963)
 Was shutout against a midweek opponent on the road _____ at North Texas, 0-5 (March 16, 1987)
 Was shutout against a non-conference opponent on a neutral site _____ vs. Texas A&M, 0-9 (March 3, 2017)

Run-ruled an opponent _____ 13-2, 7 Inn. at Oklahoma (May 16, 2021)
 Run-ruled an opponent at home _____ 17-7, 7 Inn. vs. #10 TCU (April 11, 2021)
 Run-ruled a Big 12 opponent at home _____ 17-7, 7 Inn. vs. #10 TCU (April 11, 2021)
 Run-ruled an opponent on the road _____ 13-2, 7 Inn. at Oklahoma (May 16, 2021)
 Run-ruled a Big 12 opponent on the road _____ 13-2, 7 Inn. at Oklahoma (May 16, 2021)
 Was run-ruled _____ 1-12, 7 inn. vs. Texas (March 27, 2022)
 Was run-ruled at home _____ 1-12, 7 inn. vs. Texas (March 27, 2022)
 Was run-ruled by a Big 12 opponent at home _____ 1-12, 7 inn. vs. Texas (March 27, 2022)
 Was run-ruled on the road _____ 2-12, 8 inn. at Kansas State (April 7, 2013)
 Was run-ruled by a Big 12 opponent on the road _____ 3-17, 7 inn. at Kansas (April 8, 2018)

Played in 14 or more innings _____ 14 innings, vs. TCU (L, 1-3) (May 16, 2019)
 Played in 15 or more innings _____ 16 innings, vs. Abilene Christian (W, 6-5) (March 3, 2015)
 Played in 16 or more innings _____ 16 innings, vs. Abilene Christian (W, 6-5) (March 3, 2015)
 Played in 17 or more innings _____ 17 innings, at Southeastern Oklahoma (L, 1-2) (April 18, 1966)

Won both games of a doubleheader _____ vs. Kent State.: 8-1, 7-5 (Feb. 27, 2022)
 Shutout opponent in both games of a doubleheader _____ vs. Northern Illinois: 8-0, 5-0 (February 20, 2015)
 Lost both games of a doubleheader _____ at #4 Nebraska: 3-4 (11 inn.), 4-14 (7 inn.) (April 29, 2006)
 Was shutout in both games of a doubleheader _____ vs. #2 Texas: 0-4, 0-10 (April 2, 2004)

Swept a 3-game series at home _____ vs. Kansas State (April 8-10, 2022)
 Swept a 3-game series on the road _____ at Rice (March 11-13, 2022)
 Swept a 3-game Big 12 series at home _____ vs. Kansas State (April 8-10, 2022)
 Swept a 3-game Big 12 series on the road _____ at Oklahoma (May 3-5, 2019)

Was swept in a 3-game series at home _____ vs. #8 TCU (March 4-6, 2011)
 Was swept in a 3-game series on the road _____ at TCU (April 14-16, 2022)
 Was swept in a 3-game Big 12 series at home _____ vs. #19 Oklahoma State (May 11-13, 2007)
 Was swept in a 3-game Big 12 series on the road _____ at TCU (April 14-16, 2022)

Swept 3 or more Big 12 series in a season _____ 4, 2016 (vs. OU, vs. KSU, at OSU)
 Swept 4 or more Big 12 series in a season _____ 4, 1997 & 2016

Was swept in 3 or more Big 12 series in a season _____ 3, 2007 (@ UT, @ MU, vs. OSU)
 Was swept in 4 or more Big 12 series in a season _____ Never Happened

Defeated a Top 25 ranked team _____ #2 Texas, 16-12 (March 26, 2022)
 Defeated a Top 10 ranked team _____ #2 Texas, 16-12 (March 26, 2022)
 Defeated a Top 5 ranked team _____ #2 Texas, 16-12 (March 26, 2022)
 Defeated a #1 ranked team _____ vs. #1 Florida, 6-3 (June 17, 2018)
 Defeated a #1 ranked team on the road _____ at #1 Cal State Fullerton, 11-5 (May 27, 2001)

Won a series vs. a Top 25 ranked team _____ #2 Texas, 5-4, 16-12, 1-12 (March 25-27, 2022)
 Won a series vs. a Top 10 ranked team _____ #2 Texas, 5-4, 16-12, 1-12 (March 25-27, 2022)
 Swept a series vs. a Top 25 ranked team _____ vs. #16 Oklahoma State: 12-4, 10-2, 5-2 (April 26-28, 2019)
 Played to a tie _____ vs. Kansas State, 11-11 (10) (April 15, 2006)

Scored 20-25 runs in a game _____ 21, vs. Merrimack (March 5, 2022 Gm. 2)
 Scored 26 runs in a game _____ 26, vs. Kansas State (April 14, 2018)
 Scored 27 runs in a game _____ 27, at New Mexico (April 26, 2017)
 Scored 28 runs in a game _____ 28, at Kansas (April 2, 2022)
 Scored 29 runs in a game _____ 29, at Rice (March 21, 1975)
 Scored 30 runs in a game _____ 30, vs. Harvard (March 6, 2004)
 Scored 31 runs in a game (team-record) _____ 31, vs. College of the Southwest (March 25, 1997)

Scored 5 or more runs in the first inning _____ 7, vs. #2 Texas (March 26, 2022)
 Scored 9 or more runs in the first inning _____ 9, vs. Maine (Feb. 17, 2018)
 Scored 10 or more runs in the first inning _____ 10, vs. UTSA (February 25, 2008)
 Scored 13 runs in an inning _____ 13 (5th Inn.) vs. Merrimack (March 5, 2022 Gm. 2)
 Scored 14 or more runs in an inning _____ 16-school record (2nd Inn.) vs. New Mexico (March 5, 2022)
 Scored 4 or more runs in 3+ different innings _____ at Kansas: 3rd (5), 6th (8), 8th (4), 9th (5) (April 2, 2022)
 Scored 4 or more runs in 4 different innings _____ at Kansas: 3rd (5), 6th (8), 8th (4), 9th (5) (April 2, 2022)

Overcame a deficit of 7 or more runs in a win _____ 7, vs. Rice: 1-8, Won - 19-12 (March 7, 2019)
 Overcame a deficit of 8 or more runs in a win _____ 9, vs. UTRGV: 0-9, Won - 19-11 (May 1, 2019)
 Overcame a deficit of 9 or more runs in a win _____ 9, vs. UTRGV: 0-9, Won - 19-11 (May 1, 2019)
 Overcame a deficit of 5 or more runs in the 9th to win _____ 5, at #22 Oklahoma State: 2-7, Won - 11-8 (May 16, 2004)

Hit back-to-back home runs _____ Kurt Wilson/Owen Washburn at Kansas, 3rd Inn. (April 2, 2022)
 Hit back-to-back-to-back HRs _____ Jung, Wilson, Murrell at Kansas State, 7th Inn. (April 1, 2021)
 Hit 3 or more home runs in an inning _____ 3, at Oklahoma, 2nd Inn. (May 15, 2021)
 Hit 4 or more home runs in an inning _____ 4, at Kansas State, 7th Inn. (April 1, 2021)
 Hit 3 or more home runs in a game _____ 4, at Kansas (April 2, 2022)
 Hit 4 or more home runs in a game _____ 4, at Kansas (April 2, 2022)
 Hit 5 or more home runs in a game _____ 5, vs. SFA (March 29, 2022)
 Hit 6 or more home runs in a game _____ 6, at Kansas State (April 1, 2021)
 Hit 7 or more home runs in a game _____ 7, vs. Houston Baptist (Feb. 15, 2020)
 Hit 8 or more home runs in a game _____ 8, vs. Missouri (April 5, 1997)
 Hit 12 or more home runs in a three-game series _____ 12, at Oklahoma (May 14-16, 2021)
 Allowed 3 or more home runs in a game _____ 5, vs. Oklahoma (April 12, 2022)
 Allowed 4 or more home runs in a game _____ 5, vs. Oklahoma (April 12, 2022)
 Allowed 5 or more home runs in a game _____ 5, vs. Oklahoma (April 12, 2022)
 Allowed 6 or more home runs in a game _____ 7, vs. Gonzaga (March 10, 2010)
 Allowed 7 or more home runs in a game _____ 7, vs. Gonzaga (March 10, 2010)
 Hit 2 grand slams in a game _____ Parker Kelly (2) vs Merrimack (March 5, 2022 Gm. 1)
 Hit 3 grand slams in a week _____ Parker Kelly (March 5, 2022), Parker Kelly (March 5, 2022), Parker Kelly (March 9, 2022)
 Hit 4 or more grand slams in a season _____ 5, Kelly (3), Masters (1), Wilson (1) (2022)
 Hit 5 or more grand slams in a season _____ 5, Kelly (3), Masters (1), Wilson (1) (2022)
 Hit 6 or more grand slams in a season _____ 6, Blair (3), Brady (1), Fuller (1), Mask (3) (2004)
 Hit 9 or more grand slams in a season _____ 9, Bard (3), Weber (3), Durham (1), O'Keeffe (1), Holzhauser (1) (1999)

Homered in 5 or more consecutive games _____ 6 games (March 29-April 5, 2022)
 Homered in 6 or more consecutive games _____ 6 games (March 29-April 5, 2022)
 Homered in 7 or more consecutive games _____ 7 games (May 4-22, 2021)
 Homered in 10 or more consecutive games _____ 13 games (March 3-23, 2002)
 Homered in 13 or more consecutive games _____ 13 games (March 3-23, 2002)

Had 9 doubles in a game _____ 9, at Kansas (April 2, 2022)
 Had 10 or more doubles in a game _____ 10, vs. SFA (March 29, 2022)
 Had 12 or more doubles in a game _____ 12, at Kansas (April 25, 2010)
 Allowed 6 doubles in a game _____ 7, #2 Texas (March 26, 2022)
 Allowed 7 or more doubles in a game _____ 7, #2 Texas (March 26, 2022)

Did not strikeout in a game _____ vs. Kansas (April 6, 2019)
 Did not strikeout an opposing batter in a game _____ at Missouri (March 30, 2001)
 Struck out 15 opposing batters in a game _____ 15, vs. Kent State-gm 2 (March 27, 2022)
 Struck out 16 opposing batters in a game _____ 16, at at Oklahoma (May 14, 2021)
 Struck out 17 opposing batters in a game _____ 17, vs. Kent State (March 26, 2022)
 Struck out 18-19 opposing batters in a game _____ 19, at Rice (March 12, 2022)
 Struck out 20 or more opposing batters in a game _____ 21, vs. TCU (May 16, 2019)

Had 5 or more stolen bases in a game _____ 5, vs. Merrimack (March 6, 2022)
 Had 6 or more stolen bases in a game _____ 7, vs. Alabama A&M (March 13, 2012)
 Had 7 or more stolen bases in a game _____ 7, vs. Alabama A&M (March 13, 2012)
 Had 8 or more stolen bases in a game _____ 8, vs. Texas A&M-Corpus Christi (April 2, 2008)
 Had 10 or more stolen bases in a game _____ 10, vs. #13 Oklahoma (April 24, 2004)

Threw back-to-back complete games _____ vs. #24 Baylor (March 31, 2006) & vs. #24 Baylor (April 1, 2006)
 Combined on a no-hitter _____ 4 pitchers (Beck, Kirk, Boesinger, Shipley) vs. College of the Southwest (March 20, 1990)
 Combined on a no-hitter into the 8th inn. _____ 2 pitchers (Birdsell, Girton-7.1 IP) vs. Rice (March 12, 2022)
 Combined on a one-hitter _____ 2 pitchers (Kilian, Beeter) at Texas (Mar. 16, 2019)
 Combined on a two-hitter _____ 3 pitchers (Montgomery, Hampton, Wells) at WVU (April 18, 2021)
 Combined on a three-hitter _____ 4 pitchers (Birdsell, Girton, Bridges, Parish) _____ at Rice (March 12, 2022)

Swept Baylor in a 3-game series at home _____ 2015
 Swept Baylor in a 3-game series on the road _____ Never Happened
 Was swept by Baylor in a 3-game series at home _____ 1986
 Was swept by Baylor in a 3-game series on the road _____ 2012

Swept Kansas in a 3-game series at home _____ 2017
 Swept Kansas in a 3-game series on the road _____ 2016
 Was swept by Kansas in a 3-game series at home _____ Never Happened
 Was swept by Kansas in a 3-game series on the road _____ 2014

Swept Kansas State in a 3-game series at home _____ 2022
 Swept Kansas State in a 3-game series on the road _____ 1997
 Was swept by Kansas State in a 3-game series at home _____ Never Happened
 Was swept by Kansas State in a 3-game series on the road _____ 2013

Swept Oklahoma in a 3-game series at home _____ 2016
 Swept Oklahoma in a 3-game series on the road _____ 2019
 Was swept by Oklahoma in a 3-game series at home _____ 2006
 Was swept by Oklahoma in a 3-game series on the road _____ 2011

Swept Oklahoma State in a 3-game series at home _____ 2019
 Swept Oklahoma State in a 3-game series on the road _____ 2018
 Was swept by Oklahoma State in a 3-game series at home _____ 2007
 Was swept by Oklahoma State in a 3-game series on the road _____ 2012

Swept Texas in a 3-game series at home _____ Never Happened
 Swept Texas in a 3-game series on the road _____ at Texas (March 17-19, 2017)
 Was swept by Texas in a 3-game series at home _____ 1992
 Was swept by Texas in a 3-game series on the road _____ 2007

Swept TCU in a 3-game series at home _____ 1989
 Swept TCU in a 3-game series on the road _____ Never Happened
 Was swept by TCU in a 3-game series at home _____ 2011
 Was swept by TCU in a 3-game series on the road _____ 2022

Swept West Virginia in a 3-game series at home _____ 2014
 Swept West Virginia in a 3-game series on the road _____ Never Happened
 Was swept by West Virginia in a 3-game series at home _____ Never Happened
 Was swept by West Virginia in a 3-game series on the road _____ Never Happened



The Last Time a Red Raider...

HITTING

Hit back-to-back home runs _____ Kurt Wilson/Owen Washburn at Kansas, 3rd Inn. (April 2, 2022)
 Hit a home run to lead off a game _____ Easton Murrell vs. at Grand Canyon (April 5, 2022)
 Hit a home run for first career hit _____ Nate Rombach (3-run) vs. Houston Baptist (Feb. 15, 2020)
 Hit an inside-the-park home run _____ Cal Conley (solo) vs. Northern Colorado (Feb. 15, 2020)
 Hit a pinch-hit home run _____ Cole Stilwell (3-run) vs. South Florida (March 26, 2021)
 Had a pitcher hit a home run _____ Quinn Carpenter (solo) at Oral Roberts (April 7, 2015)

Hit a grand slam _____ Cody Masters vs. SFA (March 30, 2022)
 Hit 2 grand slams in a game _____ Parker Kelly vs. Merrimack (March 5, 2022 Gm. 1)
 Hit 2 grand slams in a season _____ Parker Kelly vs. Merrimack (March 5, 2022 Gm. 1)
 Hit 3 grand slams in a season _____ Parker Kelly, 3 (2022)

Hit a home run in the 9th inning to tie game _____ Dru Baker at #9 Florida State (Feb. 29, 2020)
 Hit a game-winning home run _____ Jace Jung vs. Kansas State (9th, 2R-HR) (April 10, 2022)
 Hit a walk-off home run _____ Jace Jung vs. Kansas State (9th, 2R-HR) (April 10, 2022)
 Hit an extra-inning home run _____ Kurt Wilson vs. #2 Texas (10th, Grand Slam) (March 26, 2022)
 Hit an extra-inning, walk-off home run _____ Kurt Wilson vs. #2 Texas (10th, Grand Slam) (March 26, 2022)
 Hit an extra-inning, walk-off Grand Slam _____ Kurt Wilson vs. #2 Texas (10th, GS) (March 26, 2022)

Hit 2 home runs in an inning _____ Jace Jung (solo/3-run - 6th Inn.) vs. TCU (April 11, 2021)
 Hit 2 or more home runs in a game _____ Ty Coleman (2) vs. SFA (March 29, 2022)
 Hit 3 or more home runs in a game _____ Parker Kelly (3) vs. Merrimack (March 5, 2022 Gm. 1)
 Hit 4 or more home runs in a game _____ Johnny Vidales vs. Sul Ross (March 20, 1984)

Homered in 3 consecutive games _____ Nate Rombach, vs. KU (May 22), vs. BU (May 26), vs. TCU (May 28, 2021)
 Homered in 4 consecutive games _____ Eric Gutierrez vs. Baylor (May 16-18), vs. #15 Kansas State (May 23, 2013)

Hit for the cycle _____ Josh Jung at New Mexico (April 17, 2018)
 Hit for the natural cycle _____ Jon Weber (1B, 2B, BB, 3B, HR) vs. Southwest Texas (April 20, 1999)
 Hit for the cycle in a Big 12 game _____ Never Happened

Had a 20-game hit streak _____ Gabe Holt, 20 games (May 6, 2018-Feb. 17, 2019)
 Had a 25-game hit streak _____ Gera Alvarez, 30 games (March 3-April 27, 2002)
 Had a 30-game hit streak _____ Gera Alvarez, 30 games (March 3-April 27, 2002)

Reached base safely in at least 50 consecutive games _____ Jace Jung 50 games (Feb. 20-May 28, 2021)
 Reached base safely in at least 53 consecutive games _____ Cameron Blair 53 games (May 22, 2004-May 16, 2005)

Had a walk-off base hit _____ Jace Jung vs. Kansas State (9th, 2R-HR) (April 10, 2022)
 Had a walk-off base hit in extra-innings _____ Kurt Wilson vs. #2 Texas (10th, Grand Slam) (March 26, 2022)
 Had a walk-off walk _____ Michael Davis (BB w/bases loaded in 10th) vs. UNLV (March 22, 2017)
 Had a walk-off balk _____ Josh Jung (BK on 3rd in 10th) vs. #14 OU (April 20, 2018)
 Has a walk-off steal _____ Kurt Wilson (stole home in 10th) vs. #2 Texas (March 25, 2022)

Had 5 or more hits in a game _____ Hudson White (5) at Kansas (April 2, 2022)
 Had 6 or more hits in a game _____ Keith Ginter 6, vs. Kansas (April 10, 1998)

Scored 5 or more runs in a game _____ Hudson White (5) at Kansas (April 2, 2022)
 Scored 6 or more runs in a game _____ Brian Klein (6) vs. K-State (April 13, 2018)

Hit 3 or more doubles in a game _____ Jace Jung, 3, vs. SFA (March 29, 2022)
 Hit 2 or more triples in a game _____ Cody Farhat 2, at New Mexico (April 26, 2017)
 Hit 3 or more triples in a game _____ Jason Rainey 3, vs. Texas A&M-Corpus Christi (May 1, 2001)

Had 4 or more extra-base hits in a game _____ Jace Jung 4, vs. SFA (3 2B, 1 HR) (March 29, 2022)
 Had 5 or more extra-base hits in a game _____ Roger Kieschnick 5, at New Mexico (2 HR, 2 2B, 1 3B) (February 27, 2007)

Had 6 or more RBI in a game _____ Parker Kelly (9) vs. Merrimack (March 5, 2022 Gm. 1)
 Had 7 or more RBI in a game _____ Parker Kelly (9) vs. Merrimack (March 5, 2022 Gm. 1)
 Had 8 or more RBI in a game _____ Parker Kelly (9) vs. Merrimack (March 5, 2022 Gm. 1)
 Had 9 or more RBI in a game _____ Parker Kelly (9) vs. Merrimack (March 5, 2022 Gm. 1)

Had 4 or more walks in a game _____ Hudson White 4, vs. New Mexico (March 15, 2022)
 Had 5 or more walks in a game _____ Todd Ritchie 5, at #20 Oklahoma State (April 5, 2014)
 Had 3 or more intentional walks in a game _____ Barrett Barnes 3, vs. #22 Oklahoma State (May 21, 2011)

Had 3 or more stolen bases in a game _____ Gabe Holt 3, at New Mexico (April 3, 2019)
 Had 4 or more stolen bases in a game _____ Willie Rueda 4, vs. Central Arkansas (March 4, 2008)

PITCHING

Threw a 7-inning no-hitter _____ Ramey Brandon vs. Eastern New Mexico - 2-0 (April 2, 1962)
 Threw a 9-inning no-hitter _____ Ruben Garcia at Baylor - 1-0 (April 23, 1971)

Carried a no-hitter through 5.0 or more innings _____ Brandon Birdsell, 5.0 IP, at Kansas (April 2, 2022)
 Carried a no-hitter through 6.0 or more innings _____ Brandon Birdsell, 6.0 IP, at Rice (March 12, 2022)
 Carried a no-hitter through 6.1 or more innings _____ Nathan Fouts, 6.1 IP, vs. Texas State (February 17, 2002)

Struck out 5 consecutive hitters _____ 5, Mason Molina vs. Kent State-Gm. 2 (Feb. 27, 2022)
 Struck out 6 consecutive hitters _____ 6, Bryce Bonnin vs. TCU (May 18, 2019)
 Struck out 7 or more consecutive hitters _____ 8, Brandon Birdsell at Rice (March 12, 2022)
 Struck out 8 or more consecutive hitters _____ 8, Brandon Birdsell at Rice (March 12, 2022)

Struck out 12 or more batters in a game _____ 12, Mason Montgomery, at West Virginia (April 18, 2021)
 _____ 12, Brandon Birdsell, vs. Kansas State (April 9, 2022)
 Struck out 13 or more batters in a game _____ 15, Brandon Birdsell, at Rice (March 12, 2022)
 Struck out 14 or more batters in a game _____ 15, Brandon Birdsell, at Rice (March 12, 2022)
 Struck out 15 or more batters in a game _____ 15, Brandon Birdsell, at Rice (March 12, 2022)
 Struck out 16 or more batters in a game _____ 16, Bobby Doran, vs. Missouri (May 1, 2010)

Pitched a complete-game loss _____ Trey Masek (8.0 IP) vs. #15 Kansas State (May 23, 2013)

Pitched a 7-inning, complete game _____ Dusty Buck vs. #17 Baylor (May 19, 2002)

Pitched 9 or more innings _____ 9.0, Caleb Kilian at West Virginia (April 14, 2019)
 Pitched a 9-inning, complete game _____ 9.0, Caleb Kilian at West Virginia (April 14, 2019)
 Pitched a 9-inning, complete-game shutout _____ 9.0, Caleb Kilian at West Virginia (April 14, 2019)

Pitched 3 consecutive CG _____ Chris Phillips at New Mexico (February 2, 2002),
 _____ vs. TCU (February 7, 2002), vs. Houston (February 15, 2002)



1

DILLON CARTER

OUTFIELD

Sophomore | 3rd Yr. | L/R | 6-0 | 210

Flower Mound, TX | Argyle HS

CAREER HIGHS

Hits: 3, at K-State, Apr 01, 2021 ; at Oklahoma, May 15, 2021 ; Dallas Baptist, Feb 22, 2022

Doubles: 1, 11 times

Triples: 1, Rice, Mar 08, 2020 ; at Iowa, Mar 19, 2022

Home runs: 1, South Florida, Mar 26, 2021 ; Kent State, Feb 27, 2022 ; vs Mississippi State, Mar 09, 2022

Total bases: 5, Kent State, Feb 27, 2022

RBI: 3, Merrimack, Mar 04, 2022

Runs scored: 3, Dallas Baptist, Feb 22, 2022 ; Merrimack, Mar 05, 2022

Walks: 2, 5 times

Hit by pitch: 2, Northern Colorado, Feb 15, 2020

PERSONAL: Born in Lewisville, Texas ... son of Ed and Shellee Carter ... brother to Garrett and Trinity ... father played football for the Air Force Academy ... Agricultural Education major.

2022 Game-By-Game Stats

#1 Dillon Carter - 28 games (All games)

Date	Opponent	Pos	AB	R	H	RBI	2B	3B	HR	BB	SB	CS	HBP	SAC	SF	GDP	K	PO	A	E	Avg
Feb 18	vs Michigan	*of	2	0	0	0	0	0	0	0	0	0	0	0	0	0	2	1	0	0	.000
Feb 19	vs Auburn	*of	2	0	0	0	0	0	0	1	0	0	0	0	0	0	1	1	0	0	.000
Feb 20	vs Arizona	*of	2	0	0	0	0	0	0	1	0	0	0	0	0	0	1	4	0	0	.000
Feb 22	DALLAS BAPTIST	*of	4	3	3	0	1	0	0	1	0	0	0	0	0	0	1	3	0	0	.300
Feb 26	KENT STATE	*of	3	1	1	2	0	0	0	1	0	0	1	0	0	0	0	0	0	0	.308
Feb 27	KENT STATE-1	*of	5	2	2	1	0	0	1	0	0	0	0	0	0	0	1	3	0	1	.333
Feb 27	KENT STATE-2	*of	3	2	1	0	0	0	0	1	0	0	1	0	0	0	2	2	0	0	.333
Mar 01	at Dallas Baptist	*of	4	0	0	0	0	0	0	1	0	0	0	0	0	0	4	1	0	0	.280
Mar 04	MERRIMACK	*of	2	1	1	3	0	0	0	1	0	0	0	0	0	0	1	0	0	0	.296
Mar 05	MERRIMACK-1	*of	3	3	0	0	0	0	0	1	1	0	1	0	0	0	2	1	0	0	.267
Mar 05	MERRIMACK-2	*of	3	2	1	1	0	0	0	2	0	0	0	0	0	0	0	3	0	0	.273
Mar 06	MERRIMACK	*of	4	2	1	1	0	0	0	1	2	0	0	0	0	0	0	0	0	0	.270
Mar 08	vs Mississippi Stat	*of	5	1	0	0	0	0	0	0	1	0	0	0	0	0	3	4	0	0	.238
Mar 09	vs Mississippi Stat	*of	4	1	1	1	0	0	1	1	0	0	0	0	0	0	2	3	0	0	.239
Mar 11	at Rice	*of	6	0	0	0	0	0	0	0	0	0	0	0	0	0	5	0	0	1	.212
Mar 12	at Rice	*of	3	0	0	0	0	0	0	1	0	0	0	0	0	0	3	2	0	0	.200
Mar 13	at Rice	*of	1	1	0	0	0	0	0	1	0	0	1	1	0	0	1	6	0	0	.196
Mar 15	NEW MEXICO	*of	3	2	1	2	1	0	0	1	0	0	0	0	0	0	1	1	0	0	.203
Mar 16	NEW MEXICO	*of	2	0	0	0	0	0	0	1	0	0	0	0	0	0	1	2	0	0	.197
Mar 19	at IOWA	*of	5	1	1	0	0	1	0	0	0	0	0	0	0	0	3	1	0	0	.197
Mar 20	at IOWA	*of	3	0	0	0	0	0	0	0	0	0	0	0	0	0	1	2	0	0	.188
Mar 22	CALIFORNIA BAP	*of	2	1	0	0	0	0	0	2	0	0	0	0	0	0	0	1	0	0	.183
Mar 25	TEXAS	*of	3	0	0	1	0	0	0	0	0	1	0	0	0	0	1	4	0	0	.176
Mar 26	TEXAS	*of	5	0	0	0	0	0	0	0	0	0	0	0	0	0	3	3	1	0	.165
Mar 27	TEXAS	*of	2	0	0	0	0	0	0	0	0	0	1	0	0	0	1	1	0	0	.160
Apr 14	at TCU	*of	2	0	0	0	0	0	0	0	0	0	0	0	0	0	2	3	0	0	.157
Apr 15	at TCU	of	0	0	0	0	0	0	0	0	0	0	0	0	0	0	0	0	0	0	.157
Apr 19	at New Mexico	*of	4	1	1	0	0	0	0	1	0	0	0	0	0	0	1	2	0	0	.161
Totals			27gs	87	24	14	12	2	1	2	19	4	1	4	2	0	43	54	1	2	.161

On base pct. .336 • Slugging pct. .276

Career Stats

Year	avg	gp-gs	ab	r	h	2b	3b	hr	rbi	tb	slg%	bb	hbp	so	gdp	ob%	sf	sh	sb-att	po	a	e	fld%
2020	.280	18-16	50	12	14	3	1	0	4	19	.380	13	3	7	2	.448	1	2	7-8	28	0	1	.966
2021	.207	35-31	111	16	23	6	0	1	15	32	.288	13	5	42	1	.318	0	1	2-2	67	1	1	.986
2022	.161	28-27	87	24	14	2	1	2	12	24	.276	19	4	43	0	.336	0	2	4-5	54	1	2	.965
TOTAL	.206	81-74	248	52	51	11	2	3	31	75	.302	45	12	92	3	.353	1	5	13-15	149	2	4	.974



2

JACE JUNG

INFIELD

Sophomore | 3rd Yr. | L/R | 6-0 | 205

San Antonio, TX | MacArthur HS

CAREER HIGHS

Hits: 5, Stephen F. Austin, Mar 29, 2022
 Doubles: 3, Stephen F. Austin, Mar 29, 2022
 Triples: 1, Merrimack, Mar 06, 2022 ; Stanford, Jun 11, 2021
 Home runs: 3, at K-State, Apr 01, 2021 ; TCU, Apr 11, 2021
 Total bases: 12, at K-State, Apr 01, 2021 ; TCU, Apr 11, 2021
 RBI: 5, Stephen F. Austin, Mar 29, 2022 ; TCU, Apr 11, 2021 ; Texas Southern, Mar 03, 2021
 Runs scored: 5, Stephen F. Austin, Mar 29, 2022
 Walks: 4, Kent State, Feb 26, 2022 ; Stephen F. Austin, Apr 13, 2021
 Hit by pitch: 1, 7 times

PERSONAL: Born in San Antonio, Texas ... son of Jeff and Mary Jung ... brother to Josh, an All-American infielder at Texas Tech who was drafted No. 8 overall by the Texas Rangers in the 2019 MLB Draft ... Sport Management major.

2022 Game-By-Game Stats

#2 Jace Jung - 40 games (All games)

Date	Opponent	Pos	AB	R	H	RBI	2B	3B	HR	BB	SB	CS	HBP	SAC	SF	GDP	K	PO	A	E	Avg
Feb 18	vs Michigan	*2b	2	0	1	1	0	0	0	2	0	0	1	0	0	0	0	1	2	0	.500
Feb 19	vs Auburn	*2b	4	0	0	0	0	0	0	0	0	0	0	0	0	0	3	2	5	0	.167
Feb 20	vs Arizona	*2b	3	0	1	0	0	0	0	1	0	0	0	0	0	0	1	2	0	0	.222
Feb 22	DALLAS BAPTIST	*2b	3	0	1	1	0	0	0	2	0	0	0	0	0	0	1	2	0	0	.250
Feb 26	KENT STATE	*2b	1	3	0	0	0	0	0	4	1	0	0	0	0	0	1	3	1	0	.231
Feb 27	KENT STATE-1	*2b	4	1	0	0	0	0	0	1	0	0	0	0	0	0	1	3	0	0	.176
Feb 27	KENT STATE-2	*2b	4	1	2	3	0	0	1	0	0	0	0	0	0	0	0	1	0	0	.238
Mar 01	at Dallas Baptist	*2b	3	1	0	0	0	0	0	2	0	0	0	0	0	0	0	0	2	0	.208
Mar 04	MERRIMACK	*2b	6	1	3	0	0	0	0	0	0	0	0	0	0	0	0	3	5	0	.267
Mar 05	MERRIMACK-1	*2b	3	3	3	1	0	0	0	3	1	0	1	0	0	0	0	0	4	0	.333
Mar 05	MERRIMACK-2	*2b	4	2	2	3	0	0	1	1	1	0	0	0	0	0	1	0	2	0	.351
Mar 06	MERRIMACK	*2b	5	2	3	2	1	1	0	0	0	0	0	0	0	0	0	5	2	0	.381
Mar 08	vs Mississippi Stat	*2b	5	1	3	2	1	0	1	0	0	0	0	0	0	0	1	3	2	0	.404
Mar 09	vs Mississippi Stat	*2b	5	0	0	0	0	0	0	0	0	0	0	0	0	0	1	1	2	0	.365
Mar 11	at Rice	*2b	4	2	2	2	1	0	0	1	0	0	0	0	0	0	1	4	2	0	.375
Mar 12	at Rice	*2b	4	0	1	0	0	0	0	0	0	0	0	0	0	0	1	1	1	0	.367
Mar 13	at Rice	*2b	5	0	1	1	0	0	0	0	0	0	0	0	0	0	1	0	1	0	.354
Mar 15	NEW MEXICO	*2b	1	3	1	2	1	0	0	2	0	0	0	0	0	0	0	1	2	0	.364
Mar 16	NEW MEXICO	*2b	4	2	3	1	2	0	0	0	0	0	1	0	0	0	0	3	4	0	.386
Mar 19	at IOWA	*2b	3	1	0	0	0	0	0	2	0	0	0	0	0	0	0	2	1	1	.370
Mar 20	at IOWA	*2b	4	1	2	2	0	0	1	0	0	0	0	0	0	0	0	1	1	0	.377
Mar 22	CALIFORNIA BAP	*2b	3	0	2	0	1	0	0	2	0	0	0	0	0	0	0	2	4	0	.387
Mar 25	TEXAS	*2b	4	1	1	1	0	0	1	0	0	0	0	0	0	0	1	2	1	0	.381
Mar 26	TEXAS	*2b	4	2	0	0	0	0	0	2	0	0	0	0	0	1	1	2	3	0	.364
Mar 27	TEXAS	*2b	2	0	0	1	0	0	0	0	0	0	0	0	1	0	0	2	2	0	.356
Mar 29	STEPHEN F. AUS	*2b	6	5	5	5	3	0	1	0	0	0	0	0	0	0	1	1	2	0	.385
Mar 30	STEPHEN F. AUS	*2b	3	2	1	1	1	0	0	2	0	0	0	0	0	1	1	2	3	0	.384
Apr 01	at Kansas	*2b	4	2	3	4	0	0	1	1	0	0	0	0	0	0	0	0	4	0	.398
Apr 02	at Kansas	*2b	4	2	3	2	1	0	1	1	0	0	0	0	0	0	0	0	3	0	.411
Apr 03	at Kansas	*2b	3	1	0	0	0	0	0	1	0	0	1	0	0	0	0	2	6	0	.400
Apr 05	at Grand Canyon	*2b	4	2	3	1	1	0	1	1	0	0	0	0	0	0	0	1	3	0	.412
Apr 06	at Grand Canyon	*2b	4	2	1	1	0	0	0	1	0	0	0	0	0	0	1	3	4	1	.407
Apr 08	KANSAS STATE	*2b	4	0	0	0	0	0	0	0	0	0	0	0	0	0	0	1	1	0	.393
Apr 09	KANSAS STATE	*2b	2	3	1	1	1	0	0	2	0	0	0	0	1	0	1	4	4	0	.395
Apr 10	KANSAS STATE	*2b	5	1	1	2	0	0	1	0	0	0	0	0	0	0	1	1	1	0	.388
Apr 12	vs Oklahoma	*2b	3	1	1	0	1	0	0	2	0	0	0	0	0	0	1	3	4	2	.386
Apr 14	at TCU	*2b	3	1	1	0	0	0	0	1	1	0	0	0	0	0	2	0	5	0	.385
Apr 15	at TCU	*2b	2	1	0	0	0	0	0	3	0	0	0	0	0	0	1	1	5	0	.380
Apr 16	at TCU	*2b	3	0	1	1	0	0	0	2	0	0	0	0	0	0	0	2	5	0	.379
Apr 19	at New Mexico	*2b	4	1	2	2	1	0	1	1	0	0	0	0	0	0	0	7	0	0	.382
Totals		40gs	144	51	55	43	16	1	11	43	4	0	4	0	2	2	24	67	106	4	.382

On base pct. .528 • Slugging pct. .736

Career Stats

Year	avg	gp-gs	ab	r	h	2b	3b	hr	rbi	tb	slg%	bb	hbp	so	gdp	ob%	sf	sh	sb-att	po	a	e	fld%
2020	.264	19-16	53	16	14	4	1	4	23	32	.604	18	0	15	2	.438	2	1	1-1	9	25	7	.829
2021	.337	56-56	208	55	70	10	1	21	67	145	.697	49	3	45	1	.462	4	0	4-6	93	112	7	.967
2022	.382	40-40	144	51	55	16	1	11	43	106	.736	43	4	24	2	.528	2	0	4-4	67	106	4	.977
TOTAL	.343	115-112	405	122	139	30	3	36	133	283	.699	110	7	84	5	.483	8	1	9-11	169	243	18	.958



3

LAUDEN BROOKS

INFIELD

Freshman | 1st. Yr. | R/R | 5-10 | 185

Mt. Camel, OH | McNicholas HS

CAREER HIGHS

Hits: 2, New Mexico, Mar 15, 2022

Total bases: 2, New Mexico, Mar 15, 2022

RBI: 1, Stephen F. Austin, Mar 30, 2022

Runs scored: 2, New Mexico, Mar 15, 2022

Walks: 1, vs Oklahoma, Apr 12, 2022 ; Merrimack, Mar 05, 2022

Struck out: 2, at Kansas, Apr 02, 2022

Sac flies: 1, Stephen F. Austin, Mar 30, 2022

At bats: 4, New Mexico, Mar 15, 2022

Stolen bases: 1, New Mexico, Mar 16, 2022


Personal: Born in Cincinnati, Ohio ... son of Marc and Mary Brooks ... brother to Liam and Luke ... father Marc pitched at the University of Cincinnati ... Sport Management major.

2022 Game-By-Game Stats

#3 Lauden Brooks - 12 games (All games)

Date	Opponent	Pos	AB	R	H	RBI	2B	3B	HR	BB	SB	CS	HBP	SAC	SF	GDP	K	PO	A	E	Avg
Feb 20	vs Arizona	ph	1	0	0	0	0	0	0	0	0	0	0	0	0	0	0	0	0	0	.000
Mar 04	MERRIMACK	ph/ss	3	0	0	0	0	0	0	0	0	0	0	0	0	0	1	0	0	0	.000
Mar 05	MERRIMACK-1	ss	0	1	0	0	0	0	0	1	0	0	0	0	0	0	0	0	0	0	.000
Mar 05	MERRIMACK-2	ph/2	1	0	0	0	0	0	0	0	0	0	0	0	0	0	0	0	0	0	.000
Mar 15	NEW MEXICO	2b/ss	4	2	2	0	0	0	0	0	0	0	0	0	0	0	1	0	4	1	.222
Mar 16	NEW MEXICO	pr	0	1	0	0	0	0	0	0	1	0	0	0	0	0	0	0	0	0	.222
Mar 29	STEPHEN F. AUS	ph/ss	1	0	1	0	0	0	0	0	0	0	0	0	0	0	0	0	0	0	.300
Mar 30	STEPHEN F. AUS	ss	1	0	0	1	0	0	0	0	0	0	0	0	1	0	1	1	0	0	.273
Apr 02	at Kansas	pr/2b	3	1	0	0	0	0	0	0	0	0	0	0	0	0	2	2	2	1	.214
Apr 09	KANSAS STATE	ph	1	0	0	0	0	0	0	0	0	0	0	0	0	0	0	0	0	0	.200
Apr 12	vs Oklahoma	ph	0	0	0	0	0	0	0	1	0	0	0	0	0	0	0	0	0	0	.200
Apr 15	at TCU	ph	1	0	0	0	0	0	0	0	0	0	0	0	0	0	1	0	0	0	.188
Totals		Ogs	16	5	3	1	0	0	0	2	1	0	0	0	1	0	6	3	6	2	.188

On base pct. .263 • Slugging pct. .188



5

HUDSON WHITE

CATCHER/INFIELD

Freshman | 1st Yr. | R/R | 5-11 | 195

Keller, TX | Byron Nelson HS

CAREER HIGHS

Hits: 5, at Kansas, Apr 02, 2022

Doubles: 2, at Rice, Mar 13, 2022

Home runs: 1, 5 times

Total bases: 6, at Kansas, Apr 02, 2022

RBI: 5, at Kansas, Apr 02, 2022

Runs scored: 5, at Kansas, Apr 02, 2022

Walks: 4, New Mexico, Mar 15, 2022

Hit by pitch: 1, Kent State, Feb 27, 2022 ; at Dallas Baptist, Mar 01, 2022 ; Texas, Mar 26, 2022

PERSONAL: Born in Fort Worth, Texas ... son of Marty White and Lisa Rambo ... brother of Presley White Kaden McDaniel and Bree Rambo ... Foundational Engineering major.

2022 Game-By-Game Stats

#5 Hudson White - 38 games (All games)

Date	Opponent	Pos	AB	R	H	RBI	2B	3B	HR	BB	SB	CS	HBP	SAC	SF	GDP	K	PO	A	E	Avg
Feb 18	vs Michigan	*c	3	1	0	0	0	0	0	2	1	0	0	0	0	0	0	13	1	0	.000
Feb 19	vs Auburn	*c	3	0	0	0	0	0	0	1	0	0	0	0	0	0	0	3	5	0	.000
Feb 20	vs Arizona	*c	3	0	0	0	0	0	0	0	0	0	0	0	0	0	0	6	2	0	.000
Feb 22	DALLAS BAPTIST	*c	3	1	0	0	0	0	0	1	0	0	0	0	0	0	1	11	2	1	.000
Feb 26	KENT STATE	*c	2	2	0	0	0	0	0	2	0	0	0	0	0	0	1	17	1	0	.000
Feb 27	KENT STATE-1	*1b	3	0	1	3	1	0	0	1	0	0	0	0	0	0	0	7	1	0	.059
Feb 27	KENT STATE-2	*c	3	0	0	0	0	0	0	0	0	0	1	0	0	0	1	14	1	0	.050
Mar 01	at Dallas Baptist	*c	4	1	1	2	0	0	1	0	0	0	1	0	0	0	0	13	0	0	.083
Mar 04	MERRIMACK	*c	4	1	2	2	0	0	0	0	0	0	0	0	0	0	0	9	0	0	.143
Mar 05	MERRIMACK-1	*1b	3	0	0	2	0	0	0	0	0	0	0	0	1	0	0	7	0	0	.129
Mar 05	MERRIMACK-2	*c	4	1	2	0	0	0	0	0	0	0	0	0	0	0	0	6	1	0	.171
Mar 06	MERRIMACK	*c	5	0	0	0	0	0	0	0	0	0	0	0	0	0	0	9	1	0	.150
Mar 08	vs Mississippi Stat	*c	4	0	1	0	0	0	0	0	0	0	0	0	0	0	2	12	0	0	.159
Mar 11	at Rice	*c	4	0	0	0	0	0	0	1	0	0	0	0	0	0	2	10	0	0	.146
Mar 12	at Rice	1b	3	0	0	0	0	0	0	0	0	0	0	0	0	0	0	3	0	0	.137
Mar 13	at Rice	*c	4	3	3	1	2	0	0	1	0	0	0	0	0	0	1	7	0	0	.182
Mar 15	NEW MEXICO	*c/2b	3	3	2	0	0	0	0	4	0	0	0	0	0	0	0	4	1	1	.207
Mar 16	NEW MEXICO	*c	5	0	3	2	1	0	0	0	1	0	0	0	0	0	0	6	0	0	.238
Mar 19	at IOWA	*1b	5	2	1	1	1	0	0	0	0	0	0	0	0	0	1	5	1	0	.235
Mar 20	at IOWA	*1b	3	0	0	0	0	0	0	0	0	0	0	0	0	0	3	11	0	0	.225
Mar 22	CALIFORNIA BAP	*c	4	1	1	0	0	0	0	0	0	0	0	0	0	0	1	10	1	0	.227
Mar 25	TEXAS	*c	2	2	1	1	0	0	1	1	1	0	0	1	0	0	0	10	1	0	.234
Mar 26	TEXAS	*1b	3	1	1	2	0	0	0	0	0	0	1	0	1	0	0	8	0	0	.237
Mar 27	TEXAS	*c	3	0	0	0	0	0	0	0	0	0	0	0	0	0	1	5	2	0	.229
Mar 29	STEPHEN F. AUS	*c	3	1	0	0	0	0	0	2	0	0	0	0	0	0	1	9	0	0	.221
Mar 30	STEPHEN F. AUS	*1b	4	1	1	0	0	0	0	0	0	0	0	0	0	0	0	3	0	0	.222
Apr 01	at Kansas	*c	3	1	2	0	0	0	0	1	0	0	0	0	0	0	0	6	1	0	.237
Apr 02	at Kansas	*1b	6	5	5	5	1	0	0	1	0	0	0	0	0	0	0	5	1	0	.273
Apr 03	at Kansas	*c	2	1	2	1	0	0	1	2	0	0	0	0	0	0	0	5	1	0	.287
Apr 05	at Grand Canyon	*1b	4	0	0	0	0	0	0	0	0	0	0	0	0	0	0	8	1	0	.276
Apr 08	KANSAS STATE	*c	5	0	0	0	0	0	0	0	0	0	0	0	0	0	1	11	0	0	.264
Apr 09	KANSAS STATE	*1b	2	1	1	1	0	0	1	3	0	0	0	0	0	0	1	7	0	0	.268
Apr 10	KANSAS STATE	*1b	4	0	2	1	0	0	0	0	0	0	0	0	0	0	1	8	0	0	.276
Apr 12	vs Oklahoma	*c	4	0	0	0	0	0	0	1	0	0	0	0	0	0	1	11	1	1	.267
Apr 14	at TCU	*c	4	1	0	0	0	0	0	0	0	0	0	0	0	0	2	5	1	0	.258
Apr 15	at TCU	*1b	3	0	0	0	0	0	0	1	0	0	0	0	0	0	0	7	0	0	.252
Apr 16	at TCU	*c	4	0	1	0	0	0	0	0	0	0	0	0	0	0	0	7	0	0	.252
Apr 19	at New Mexico	*1b	3	1	1	3	0	0	1	1	0	0	0	0	1	0	0	13	0	0	.254
Totals		37gs	134	31	34	27	6	0	5	26	3	0	3	1	3	1	21	311	27	3	.254

On base pct. .380 • Slugging pct. .410



7

CODY MASTERS

OUTFIELD

Senior | 5th Yr. | L/L | 6-1 | 195

Coppell, TX | Coppell HS

CAREER HIGHS

Hits: 4, at Kansas, Apr 07, 2018

Doubles: 2, at Kansas, Apr 02, 2022 ; Houston Baptist, Feb 27, 2021

Triples: 1, 4 times

Home runs: 2, Wichita State, Mar 09, 2019

Total bases: 8, Wichita State, Mar 09, 2019

RBI: 4, 4 times

Runs scored: 3, 4 times

Walks: 3, TCU, Apr 11, 2021 ; at West Virginia, Apr 17, 2021

PERSONAL: Born in Dallas, Texas ... son of Brad and Jill Masters ... brother to Tanner ... graduate student with a BA in Finance ... currently pursuing an MBA in General Business.

2022 Game-By-Game Stats

#7 Cody Masters - 9 games (All games)

Date	Opponent	Pos	AB	R	H	RBI	2B	3B	HR	BB	SB	CS	HBP	SAC	SF	GDP	K	PO	A	E	Avg
Mar 26	TEXAS	ph	1	1	0	0	0	0	0	0	0	0	0	0	0	0	0	0	0	0	.000
Mar 29	STEPHEN F. AUS	pr/dh	1	1	0	0	0	0	0	0	0	0	0	0	0	0	1	0	0	0	.000
Mar 30	STEPHEN F. AUS	pr/dh	1	1	1	4	0	0	1	0	0	0	0	0	0	0	0	0	0	0	.333
Apr 01	at Kansas	pr	0	1	0	0	0	0	0	0	0	0	0	0	0	0	0	0	0	0	.333
Apr 02	at Kansas	ph/d	3	3	2	1	2	0	0	0	0	0	1	0	0	0	0	0	0	0	.500
Apr 06	at Grand Canyon	*dh	4	1	0	0	0	0	0	1	0	0	0	0	0	0	3	0	0	0	.300
Apr 09	KANSAS STATE	ph	1	0	0	0	0	0	0	0	0	0	0	0	0	0	1	0	0	0	.273
Apr 12	vs Oklahoma	ph	0	0	0	0	0	0	0	0	0	0	1	0	0	0	0	0	0	0	.273
Apr 14	at TCU	ph	1	0	0	0	0	0	0	0	0	0	0	0	0	0	1	0	0	0	.250
Totals		1gs	12	8	3	5	2	0	1	1	0	0	2	0	0	0	6	0	0	0	.250

On base pct. .400 • Slugging pct. .667

Career Stats

Year	avg	gp-gs	ab	r	h	2b	3b	hr	rbi	tb	slg%	bb	hbp	so	gdp	ob%	sf	sh	sb-att	po	a	e	fld%
2018	.258	35-16	66	23	17	5	1	0	14	24	.364	16	3	21	0	.414	2	0	2-2	29	0	1	.967
2019	.292	55-40	144	23	42	7	1	5	28	66	.458	17	3	32	1	.373	2	5	5-5	20	1	3	.875
2020	.194	14-6	31	13	6	2	0	3	11	17	.548	2	4	12	0	.316	1	0	1-1	3	0	0	1.000
2021	.192	32-25	78	22	15	3	2	7	23	43	.551	16	8	35	2	.375	2	0	1-1	0	0	0	.000
2022	.250	9-1	12	8	3	2	0	1	5	8	.667	1	2	6	0	.400	0	0	0-0	0	0	0	.000
TOTAL	.251	145-88	331	89	83	19	4	16	81	158	.477	52	20	106	3	.378	7	5	9-9	52	1	4	.930



8

KURT WILSON

Utility

Senior | 5th Yr. | R/R | 6-2 | 210

Arlington, TX | Martin HS

CAREER HIGHS

Hits: 4, Merrimack, Mar 05, 2022

Doubles: 1, 18 times

Triples: 1, 7 times

Home runs: 1, 16 times

Total bases: 8, Merrimack, Mar 05, 2022

RBI: 5, Merrimack, Mar 05, 2022

Runs scored: 4, Merrimack, Mar 05, 2022

Walks: 3, at Oklahoma, May 03, 2019

Hit by pitch: 1, 6 times

PERSONAL: From Arlington ... son of Lonnie and Tanya Wilson... postgraduate student with a BA in University Studies.

2022 Game-By-Game Stats

#8 Kurt Wilson - 40 games (All games)

Date	Opponent	Pos	AB	R	H	RBI	2B	3B	HR	BB	SB	CS	HBP	SAC	SF	GDP	K	PO	A	E	Avg	
Feb 18	vs Michigan	*ss	5	0	2	3	0	1	0	0	0	0	0	0	0	0	1	1	1	0	.400	
Feb 19	vs Auburn	*ss	3	0	1	1	0	0	0	0	0	0	0	0	0	1	0	1	3	1	0	.375
Feb 20	vs Arizona	*ss	3	0	0	0	0	0	0	0	0	0	0	0	0	0	3	1	2	0	.273	
Feb 22	DALLAS BAPTIST	*ss	4	0	0	0	0	0	0	0	0	0	0	0	0	1	1	1	0	0	.200	
Feb 26	KENT STATE	*ss	4	2	1	3	0	0	1	1	0	0	0	0	0	0	0	0	0	0	.211	
Feb 27	KENT STATE-1	*ss	4	2	1	0	0	0	0	1	0	0	0	0	0	0	1	0	4	0	.217	
Feb 27	KENT STATE-2	*ss	3	0	0	0	0	0	0	1	0	0	0	0	0	0	0	2	3	0	.192	
Mar 01	at Dallas Baptist	*ss	3	1	1	0	0	0	0	2	0	0	0	0	0	0	0	1	1	0	.207	
Mar 04	MERRIMACK	*ss	2	3	2	0	0	0	0	1	0	0	0	0	0	0	0	1	1	0	.258	
Mar 05	MERRIMACK-1	*ss	4	1	2	3	1	0	0	1	0	0	0	0	0	0	0	0	2	0	.286	
Mar 05	MERRIMACK-2	*ss	6	4	4	5	1	0	1	0	0	0	0	0	0	0	0	1	2	0	.341	
Mar 06	MERRIMACK	*ss	5	1	1	1	0	0	0	0	0	0	0	0	0	0	1	1	3	0	.326	
Mar 08	vs Mississippi Stat	*ss	3	1	1	0	1	0	0	1	0	0	0	0	0	0	1	0	2	0	.327	
Mar 09	vs Mississippi Stat	*ss	5	1	2	1	0	1	0	0	0	0	0	0	0	0	1	0	4	0	.333	
Mar 11	at Rice	*ss	4	2	2	2	0	0	0	1	1	0	0	0	0	0	0	1	6	1	.345	
Mar 12	at Rice	*ss	4	1	1	0	0	0	0	0	0	0	0	0	0	0	1	0	1	2	.339	
Mar 13	at Rice	*ss	3	1	1	0	0	0	0	2	0	0	0	0	0	0	2	1	0	0	.338	
Mar 15	NEW MEXICO	*ss	3	1	1	1	0	0	0	1	0	0	0	0	0	0	0	2	2	0	.338	
Mar 16	NEW MEXICO	*ss	3	2	2	1	0	0	0	2	0	0	0	0	0	0	0	0	1	0	.352	
Mar 19	at IOWA	*ss	4	0	0	0	0	0	0	1	1	0	0	0	0	0	3	3	2	0	.333	
Mar 20	at IOWA	*ss	3	0	0	0	0	0	0	1	0	0	0	0	0	0	1	0	3	0	.321	
Mar 22	CALIFORNIA BAP	*ss	4	0	0	0	0	0	0	0	0	0	0	0	0	0	1	2	3	0	.305	
Mar 25	TEXAS	*ss	3	1	0	0	0	0	0	1	1	0	0	0	0	0	1	0	1	0	.294	
Mar 26	TEXAS	*ss	5	3	2	4	0	1	1	1	0	0	0	0	0	0	1	0	3	0	.300	
Mar 27	TEXAS	*ss	2	0	0	0	0	0	0	1	0	0	0	0	0	0	1	2	3	0	.293	
Mar 29	STEPHEN F. AUS	*ss	5	1	2	2	1	0	1	0	0	0	0	0	0	0	3	0	4	1	.299	
Mar 30	STEPHEN F. AUS	*ss	2	1	1	2	0	0	1	0	0	0	0	0	0	1	0	1	0	0	.303	
Apr 01	at Kansas	*ss	5	0	1	2	1	0	0	0	0	0	0	0	0	0	0	3	0	0	.298	
Apr 02	at Kansas	*ss	6	2	3	3	1	0	1	1	0	0	0	0	0	0	0	4	3	0	.309	
Apr 03	at Kansas	*ss	5	0	1	2	0	0	0	0	0	0	0	0	0	0	1	1	3	0	.304	
Apr 05	at Grand Canyon	*ss	4	0	1	1	0	0	0	0	0	0	1	0	0	0	1	2	2	0	.303	
Apr 06	at Grand Canyon	*ss	4	0	1	2	0	0	0	0	0	0	0	0	1	0	2	3	2	0	.301	
Apr 08	KANSAS STATE	*ss	3	1	2	0	0	0	0	1	0	0	0	0	0	0	0	1	2	0	.310	
Apr 09	KANSAS STATE	*ss	3	2	3	4	1	0	1	2	0	0	0	0	0	0	0	1	4	0	.326	
Apr 10	KANSAS STATE	*ss	4	1	1	0	1	0	0	0	0	0	0	0	0	0	1	2	4	1	.323	
Apr 12	vs Oklahoma	*ss	3	2	1	2	0	0	1	1	0	0	0	0	0	0	2	2	3	0	.324	
Apr 14	at TCU	*ss	4	0	0	0	0	0	0	0	0	0	0	0	0	0	2	1	2	0	.314	
Apr 15	at TCU	*ss	5	0	2	2	0	0	0	0	0	1	0	0	0	0	0	0	2	0	.317	
Apr 16	at TCU	*ss	4	0	1	0	1	0	0	0	0	0	0	0	0	0	0	0	2	0	.315	
Apr 19	at New Mexico	*ss	5	3	3	1	0	1	0	0	0	0	0	0	0	0	0	3	4	0	.325	
Totals		40gs	154	40	50	48	9	4	8	24	3	1	1	0	3	2	33	46	88	5	.325	

On base pct. .412 • Slugging pct. .591

Career Stats

Year	avg	gp-gs	ab	r	h	2b	3b	hr	rbi	tb	slg%	bb	hbp	so	gdp	ob%	sf	sh	sb-att	po	a	e	fld%
2018	.183	23-14	60	7	11	1	1	1	11	17	.283	9	1	22	4	.296	1	0	2-2	34	6	2	.952
2019	.227	29-23	88	11	20	2	0	4	17	34	.386	11	1	20	1	.317	1	0	2-3	42	5	1	.979
2020	1.000	4-0	1	0	1	0	0	0	1	1	1.000	1	0	0	0	1.000	0	0	0-0	1	3	0	1.000
2021	.274	33-31	106	23	29	6	2	3	16	48	.453	18	3	32	0	.394	0	1	3-3	44	12	4	.933
2022	.325	40-40	154	40	50	9	4	8	48	91	.591	24	1	33	2	.412	3	0	3-4	46	88	5	.964
TOTAL	.271	129-108	409	81	111	18	7	16	93	191	.467	63	6	107	7	.373	5	1	10-12	167	114	12	.959



9

ZAC VOOLETICH

INFIELD/OUTFIELD

Junior | 4th Yr. (1st at Tech) | R/R | 5-9 | 185

San Antonio, TX | Brandeis HS | Navarro College

CAREER HIGHS

Hits: 3, New Mexico, Mar 15, 2022

Doubles: 1, 8 times

Home runs: 1, Kansas State, Apr 10, 2022

Total bases: 5, Kansas State, Apr 10, 2022

RBI: 5, Merrimack, Mar 04, 2022

Runs scored: 3, New Mexico, Mar 15, 2022

Walks: 3, Merrimack, Mar 05, 2022

Hit by pitch: 1, at TCU, Apr 16, 2022 ; vs Michigan, Feb 18, 2022

Personal: Born in Houston, Texas ... son of Dan Vooletich who played college football at the University of North Carolina and Shannon Cantu who played golf at Indiana University ... brother of Luke and Cole Cantu ... Business Management major.

2022 Game-By-Game Stats

#9 Zac Vooletich - 21 games (All games)

Date	Opponent	Pos	AB	R	H	RBI	2B	3B	HR	BB	SB	CS	HBP	SAC	SF	GDP	K	PO	A	E	Avg
Feb 18	vs Michigan	ph/of	2	0	0	0	0	0	0	0	0	0	1	0	0	0	0	1	0	0	.000
Feb 19	vs Auburn	ph/of	0	0	0	0	0	0	0	1	0	0	0	0	0	0	0	1	0	0	.000
Mar 04	MERRIMACK	*of	5	2	2	5	1	0	0	1	0	0	0	0	0	0	0	0	0	0	.286
Mar 05	MERRIMACK-1	*of	4	2	1	2	1	0	0	3	0	0	0	0	0	0	0	1	0	0	.273
Mar 05	MERRIMACK-2	*of	4	2	1	1	0	0	0	1	0	0	0	0	0	0	0	1	0	0	.267
Mar 06	MERRIMACK	*of	3	2	1	1	1	0	0	2	0	0	0	0	0	0	0	0	0	0	.278
Mar 08	vs Mississippi Stat	*dh	3	0	0	0	0	0	0	0	0	0	0	0	0	0	2	0	0	0	.238
Mar 11	at Rice	pr	0	0	0	0	0	0	0	0	0	0	0	0	0	0	0	0	0	0	.238
Mar 13	at Rice	*of	5	1	2	2	1	0	0	0	0	0	0	0	0	0	1	2	0	0	.269
Mar 15	NEW MEXICO	*of/2b	7	3	3	4	1	0	0	1	0	0	0	0	0	1	2	0	2	0	.303
Mar 16	NEW MEXICO	*dh	5	0	0	0	0	0	0	0	0	0	0	0	0	0	1	0	0	0	.263
Mar 19	at IOWA	pr	0	0	0	0	0	0	0	0	0	0	0	0	0	0	0	0	0	0	.263
Mar 29	STEPHEN F. AUS	ph/of	1	1	1	0	1	0	0	0	0	0	0	0	0	0	0	0	0	0	.282
Apr 02	at Kansas	pr/of	1	1	0	0	0	0	0	1	0	0	0	0	0	0	1	1	0	0	.275
Apr 03	at Kansas	ph	1	0	0	0	0	0	0	0	0	0	0	0	0	0	0	0	0	0	.268
Apr 05	at Grand Canyon	ph/of	1	0	0	0	0	0	0	0	0	0	0	0	0	0	1	0	0	0	.262
Apr 09	KANSAS STATE	*of	5	1	2	1	0	0	0	0	0	0	0	0	0	0	1	1	0	0	.277
Apr 10	KANSAS STATE	*of	4	2	2	2	0	0	1	0	0	0	0	0	1	0	0	2	0	0	.294
Apr 12	vs Oklahoma	*of	5	1	1	0	0	0	0	0	0	0	0	0	0	1	1	3	0	0	.286
Apr 15	at TCU	*of/of	3	1	1	0	1	0	0	1	0	0	0	0	0	0	1	3	1	0	.288
Apr 16	at TCU	*of	2	1	1	0	1	0	0	1	0	0	1	0	0	0	0	0	0	0	.295
Totals		13gs	61	20	18	18	8	0	1	12	0	0	2	0	1	2	11	16	3	0	.295

On base pct. .421 • Slugging pct. .475



10

TY COLEMAN

INFIELD/OUTFIELD

Junior | 4th Yr. (1st at Tech) | R/R | 5-8 | 190

Midland, TX | Midland Lee HS | Texas A&M

CAREER HIGHS

Hits: 4, Stephen F. Austin, Mar 29, 2022

Doubles: 2, Kent State, Feb 27, 2022

Home runs: 2, Kent State, Feb 27, 2022 ; Stephen F. Austin, Mar 29, 2022

Total bases: 11, Stephen F. Austin, Mar 29, 2022

RBI: 5, Stephen F. Austin, Mar 29, 2022

Runs scored: 3, Stephen F. Austin, Mar 29, 2022

Walks: 1, 7 times

Hit by pitch: 1, at Rice, Mar 13, 2022 ; Texas, Mar 26, 2022

PERSONAL: Ty Landon Coleman was born Aug. 4 in Bryan, Texas to David and Terri Coleman... brother, Hunter Coleman played baseball for Texas A&M ... University Studies major and plans to work as a salesman or coach baseball after graduation... enjoys hunting and fishing.

2022 Game-By-Game Stats

#10 Ty Coleman - 34 games (All games)

Date	Opponent	Pos	AB	R	H	RBI	2B	3B	HR	BB	SB	CS	HBP	SAC	SF	GDP	K	PO	A	E	Avg
Feb 18	vs Michigan	*dh	4	0	0	0	0	0	0	1	0	0	0	0	0	0	2	0	0	0	.000
Feb 19	vs Auburn	*dh	3	0	1	0	0	0	0	1	0	0	0	0	0	0	0	0	0	0	.143
Feb 20	vs Arizona	*dh	2	0	0	0	0	0	0	0	0	0	0	0	0	0	1	0	0	0	.111
Feb 22	DALLAS BAPTIST	*dh	4	1	2	4	0	0	0	1	0	0	0	0	0	1	0	0	0	0	.231
Feb 26	KENT STATE	*dh	4	1	1	1	0	0	0	0	0	0	0	1	0	0	1	0	0	0	.235
Feb 27	KENT STATE-1	*dh	5	2	3	2	2	0	0	0	0	0	0	0	0	0	0	0	0	0	.318
Feb 27	KENT STATE-2	*dh	4	2	2	4	0	0	2	0	0	0	0	0	0	0	0	0	0	0	.346
Mar 01	at Dallas Baptist	*dh	5	1	2	0	1	0	0	0	0	0	0	0	0	0	1	0	0	0	.355
Mar 11	at Rice	*dh	5	1	2	0	0	0	0	0	0	0	0	0	0	0	0	0	0	0	.361
Mar 12	at Rice	*dh	3	1	1	1	1	0	0	1	0	0	0	0	0	0	0	0	0	0	.359
Mar 13	at Rice	*dh	4	0	1	0	0	0	0	0	0	0	1	0	0	0	0	0	0	0	.349
Mar 15	NEW MEXICO	*dh	3	2	2	4	1	0	1	1	0	0	0	0	0	0	0	0	0	0	.370
Mar 16	NEW MEXICO	ph	1	0	1	0	0	0	0	0	0	0	0	0	0	0	0	0	0	0	.383
Mar 19	at IOWA	*dh	5	0	1	2	1	0	0	0	0	0	0	0	0	0	1	0	0	0	.365
Mar 20	at IOWA	*dh	4	1	1	1	0	0	1	0	0	0	0	0	0	0	2	0	0	0	.357
Mar 22	CALIFORNIA BAP	*dh	4	0	1	1	0	0	0	0	0	0	0	0	0	1	0	0	0	0	.350
Mar 25	TEXAS	*dh	4	0	0	0	0	0	0	0	0	0	0	0	0	0	0	0	0	0	.328
Mar 26	TEXAS	*dh	4	1	1	1	0	0	0	0	0	0	1	0	0	0	0	0	0	0	.324
Mar 27	TEXAS	*dh	3	0	1	0	0	0	0	0	0	0	0	0	0	0	2	0	0	0	.324
Mar 29	STEPHEN F. AUS	*dh	5	3	4	5	1	0	2	0	0	0	0	0	0	0	0	0	0	0	.355
Mar 30	STEPHEN F. AUS	*dh	4	0	1	2	0	0	0	0	0	0	0	0	0	0	0	0	0	0	.350
Apr 01	at Kansas	*dh	5	0	1	0	0	0	0	0	0	0	0	0	0	0	0	0	0	0	.341
Apr 02	at Kansas	*dh	4	1	1	0	0	0	0	0	0	0	0	0	0	0	0	0	0	0	.337
Apr 03	at Kansas	*dh	5	1	1	2	1	0	0	0	0	0	0	0	0	1	0	0	0	0	.330
Apr 05	at Grand Canyon	*dh	4	0	0	0	0	0	0	1	0	0	0	0	0	0	0	0	0	0	.316
Apr 06	at Grand Canyon	*1b	5	1	3	3	1	0	0	0	0	0	0	0	0	0	1	5	0	0	.330
Apr 08	KANSAS STATE	*dh	4	2	1	0	0	0	0	0	0	0	0	0	0	0	0	0	0	0	.327
Apr 09	KANSAS STATE	*dh	4	2	0	1	0	0	0	0	0	0	0	0	0	0	0	0	0	0	.315
Apr 10	KANSAS STATE	*dh	4	0	2	1	0	0	0	0	0	0	0	0	0	0	0	0	0	0	.322
Apr 12	vs Oklahoma	*dh	5	0	1	2	1	0	0	0	0	0	0	0	0	0	0	0	0	0	.317
Apr 14	at TCU	*dh	4	1	1	0	0	0	0	0	0	0	0	0	0	0	1	0	0	0	.315
Apr 15	at TCU	*dh	4	0	1	1	0	0	0	1	0	0	0	0	0	0	1	0	0	0	.312
Apr 16	at TCU	*dh	5	0	1	0	1	0	0	0	0	0	0	0	0	1	0	0	0	0	.308
Apr 19	at New Mexico	*dh	5	0	2	2	1	0	0	0	0	0	0	0	0	0	2	0	0	0	.312
Totals		33gs	138	24	43	40	12	0	6	7	0	0	2	1	0	4	15	5	0	0	.312

On base pct. .354 • Slugging pct. .529



11

ANDREW DEVINE

RIGHT-HANDED PITCHER

Sophomore | 3rd Yr. | R/R | 5-10 | 155

Simi Valley, CA | Simi Valley HS

CAREER HIGHS

Runs scored: 1, at Kansas, Apr 02, 2022

Innings pitched: 4.0, Stephen F. Austin, Mar 29, 2022

Walks allowed: 5, vs Oklahoma, Apr 12, 2022

Strikeouts: 5, Stephen F. Austin, Mar 29, 2022

PERSONAL: Born in Tarzana, California... son of Jenalle and Drew Devine... brother to Devin and Ean Devine... University Studies major.

2022 Game-By-Game Stats

#11 Andrew Devine - 4 games (All games)

Date	Opponent	Pos	AB	R	H	RBI	2B	3B	HR	BB	SB	CS	HBP	SAC	SF	GDP	K	PO	A	E	Avg
Mar 16	NEW MEXICO	of	0	0	0	0	0	0	0	0	0	0	0	0	0	0	0	0	0	0	.000
Apr 02	at Kansas	pr/of	0	1	0	0	0	0	0	0	0	0	0	0	0	0	0	0	0	0	.000
Apr 03	at Kansas	of	0	0	0	0	0	0	0	0	0	0	0	0	0	0	0	1	0	0	.000
Apr 06	at Grand Canyon	*p	0	0	0	0	0	0	0	0	0	0	0	0	0	0	0	0	1	0	.000
Totals		1gs	0	1	0	0	0	0	0	0	0	0	0	0	0	0	0	1	1	0	.000

On base pct. .000 • Slugging pct. .000

#11 Andrew Devine - 7 appearances (All games)

Date	Opponent	GS	IP	H	R	ER	BB	SO	2B	3B	HR	WP	BK	HBP	IBB	Score	W-L	Sv	ERA	NP
Feb 20	vs Arizona		0.1	3	3	3	0	1	1	0	1	1	0	0	0	2-13	0-0	0	81.00	12
Mar 04	MERRIMACK		0.2	0	0	0	3	1	0	0	0	0	0	0	0	17-1	0-0	0	27.00	21
Mar 15	NEW MEXICO		1.0	2	2	0	0	1	0	0	0	0	0	0	0	28-2	0-0	0	13.50	18
Mar 29	STEPHEN F. AUS	*	4.0	2	1	1	1	5	1	0	1	0	0	2	0	19-1	1-0	0	6.00	73
Apr 06	at Grand Canyon	*	3.0	3	3	3	0	2	1	1	1	0	0	0	0	7-8	1-1	0	7.00	40
Apr 12	vs Oklahoma	*	3.0	3	0	0	5	3	0	0	0	1	0	0	0	9-14	1-1	0	5.25	70
Apr 19	at New Mexico	*	1.0	1	0	0	0	1	0	0	0	0	0	0	0	10-11	1-1	0	4.85	17
Totals		4	13.0	14	9	7	9	14	3	1	3	2	0	2	0	92-50	1-1	0	4.85	-

Career Stats

Year	era	w-l	app	gs	cg	sho	sv	ip	h	r	er	bb	so	2b	3b	hr	bf	bavg	wp	hbp	bk	sfa	sha
2020	1.23	1-0	6	0	0	0/0	1	7.1	4	1	1	2	10	0	0	1	27	.160	0	0	0	0	0
2021	12.00	1-1	17	0	0	0/0	0	15.0	17	22	20	21	23	1	0	1	92	.274	3	8	0	1	0
2022	4.85	1-1	7	4	0	0/0	0	13.0	14	9	7	9	14	3	1	3	65	.269	2	2	0	1	1
TOTAL	7.13	3-2	30	4	0	0/0	1	35.1	35	32	28	32	47	4	1	5	184	.252	5	10	0	2	1



13

TREVOR CONLEY

CATCHER

Freshman | 1st Yr. | L/R | 5-10 | 195

Mt. Carmel, OH | West Clermont HS

CAREER HIGHS

Hits: 1, at Kansas, Apr 02, 2022

Total bases: 1, at Kansas, Apr 02, 2022

RBI: 2, at Kansas, Apr 02, 2022

Runs scored: 2, Merrimack, Mar 05, 2022

Walks: 1, vs Arizona, Feb 20, 2022 ; Merrimack, Mar 05, 2022 ; vs Mississippi State, Mar 09, 2022

Struck out: 1, at Grand Canyon, Apr 06, 2022 ; at Rice, Mar 12, 2022

PERSONAL: Born in Dayton, Ohio ... son of Brian and Rose Conley ... brother of Cal Conley ... Cal played at Tech before getting drafted to the Braves in the fourth round of the 2021 MLB Draft ... his father Brian was also an MLB draft choice and spent a few years in the Reds and Cubs organizations ... Explore Business & Industry major.

2022 Game-By-Game Stats

#13 Trevor Conley - 11 games (All games)

Date	Opponent	Pos	AB	R	H	RBI	2B	3B	HR	BB	SB	CS	HBP	SAC	SF	GDP	K	PO	A	E	Avg
Feb 20	vs Arizona	c	0	0	0	0	0	0	0	1	0	0	0	0	0	0	0	4	0	0	.000
Mar 04	MERRIMACK	c	2	0	0	0	0	0	0	0	0	0	0	0	0	0	0	3	0	0	.000
Mar 05	MERRIMACK-1	c	1	2	0	0	0	0	0	1	0	0	0	0	0	0	0	1	0	0	.000
Mar 09	vs Mississippi Stat	*c	3	1	0	0	0	0	0	1	0	0	0	1	0	0	0	7	1	1	.000
Mar 12	at Rice	*c	1	0	0	0	0	0	0	0	0	0	0	0	0	0	1	6	0	2	.000
Mar 29	STEPHEN F. AUS	c	0	0	0	0	0	0	0	0	0	0	0	0	0	0	0	2	1	0	.000
Mar 30	STEPHEN F. AUS	c	0	0	0	0	0	0	0	0	0	0	0	0	0	0	0	1	0	0	.000
Apr 02	at Kansas	pr/c	3	1	1	2	0	0	0	0	0	0	0	0	0	0	0	4	0	0	.100
Apr 06	at Grand Canyon	*c	3	1	0	0	0	0	0	0	0	0	0	1	0	0	1	7	1	1	.077
Apr 09	KANSAS STATE	c	0	0	0	0	0	0	0	0	0	0	0	0	0	0	0	0	0	0	.077
Apr 15	at TCU	ph	1	0	0	0	0	0	0	0	0	0	0	0	0	0	0	0	0	0	.071
Totals		3gs	14	5	1	2	0	0	0	3	0	0	0	2	0	0	2	35	3	4	.071

On base pct. .235 • Slugging pct. .071



14

COOPER SWANSON

OUTFIELD

Senior | 5th Yr. (1st at Tech) | R/R | 6-0 | 205

Fort Myers, FL | Canterbury HS | Florida State

CAREER HIGHS

Hits: 1, vs Michigan, Feb 18, 2022 ; Merrimack, Mar 04, 2022

Doubles: 1, Merrimack, Mar 04, 2022

Total bases: 2, Merrimack, Mar 04, 2022

RBI: 2, Merrimack, Mar 04, 2022

Runs scored: 1, vs Michigan, Feb 18, 2022 ; Merrimack, Mar 04, 2022 ; vs Mississippi State, Mar 09, 2022

Walks: 2, Merrimack, Mar 04, 2022

PERSONAL: Born Dec. 17 in Fort Myers, Florida... son of Duane and Jill Swanson... brother to Carson and Chandler Swanson ... Father played baseball at University of Central Florida ... University Studies major.

2022 Game-By-Game Stats

#14 Cooper Swanson - 10 games (All games)

Date	Opponent	Pos	AB	R	H	RBI	2B	3B	HR	BB	SB	CS	HBP	SAC	SF	GDP	K	PO	A	E	Avg
Feb 18	vs Michigan	*of/of	5	1	1	0	0	0	0	0	0	0	0	0	0	0	3	0	0	1	.200
Feb 19	vs Auburn	*of	3	0	0	0	0	0	0	0	0	0	0	0	0	0	2	1	0	0	.125
Mar 04	MERRIMACK	ph/of	1	1	1	2	1	0	0	2	0	0	0	0	0	0	0	0	0	0	.222
Mar 05	MERRIMACK-1	of	1	0	0	0	0	0	0	1	0	0	0	0	0	0	0	1	0	0	.200
Mar 08	vs Mississippi Stat	ph	1	0	0	0	0	0	0	0	0	0	0	0	0	0	1	0	0	0	.182
Mar 09	vs Mississippi Stat	pr	0	1	0	0	0	0	0	0	0	0	0	0	0	0	0	0	0	0	.182
Mar 15	NEW MEXICO	of	3	0	0	0	0	0	0	0	0	0	0	0	0	0	1	1	0	0	.143
Mar 16	NEW MEXICO	*of	1	0	0	0	0	0	0	1	0	0	0	0	0	0	1	2	0	0	.133
Mar 22	CALIFORNIA BAP	ph/of	1	0	0	0	0	0	0	0	0	0	0	0	0	0	1	0	0	0	.125
Apr 12	vs Oklahoma	pr/of	0	0	0	0	0	0	0	0	0	0	0	0	0	0	0	0	0	0	.125
Totals		3gs	16	3	2	2	1	0	0	4	0	0	0	0	0	0	9	5	0	1	.125

On base pct. .300 • Slugging pct. .188



15

PARKER KELLY

INFIELD

Senior | 5th Yr. | R/R | 6-3 | 220

Wichita Falls, TX | Rider HS

CAREER HIGHS

Hits: 3, Merrimack, Mar 05, 2022 ; vs Mississippi State, Mar 09, 2022

Doubles: 2, Wichita State, Mar 10, 2019 ; Texas, Mar 26, 2022

Triples: 1, Baylor, Apr 24, 2021 ; Stephen F. Austin, Mar 29, 2022

Home runs: 3, Merrimack, Mar 05, 2022

Total bases: 12, Merrimack, Mar 05, 2022

RBI: 9, Merrimack, Mar 05, 2022

Runs scored: 4 [t-5th], at Kansas, Apr 02, 2022

Walks: 3, at Kansas, Apr 02, 2022 ; Merrimack, Mar 04, 2022

PERSONAL: Born in Wichita Falls, Texas ... son of John and Robbie Kelly ... brother to Makenzie ... graduate student with a BA in Sport Management ... currently pursuing an MBA in General Business.

2022 Game-By-Game Stats

#15 Parker Kelly - 39 games (All games)

Date	Opponent	Pos	AB	R	H	RBI	2B	3B	HR	BB	SB	CS	HBP	SAC	SF	GDP	K	PO	A	E	Avg
Feb 19	vs Auburn	3b	0	0	0	0	0	0	0	0	0	0	0	0	0	0	0	0	2	0	.000
Feb 20	vs Arizona	*3b	3	0	1	0	0	0	0	0	0	0	0	0	0	0	0	0	1	0	.333
Feb 22	DALLAS BAPTIST	*3b	3	2	1	0	0	0	0	0	0	0	1	0	0	0	0	1	2	0	.333
Feb 26	KENT STATE	*3b	3	0	0	1	0	0	0	0	0	0	1	0	0	0	2	0	1	0	.222
Feb 27	KENT STATE-1	*3b	3	0	1	0	0	0	0	1	0	0	0	0	0	0	1	0	1	0	.250
Feb 27	KENT STATE-2	*3b	4	1	2	0	0	0	0	0	1	0	0	0	0	0	2	0	0	0	.312
Mar 01	at Dallas Baptist	*3b	4	0	0	0	0	0	0	0	0	0	0	0	0	0	2	4	1	0	.250
Mar 04	MERRIMACK	*3b	2	2	1	2	0	0	0	3	0	0	0	0	0	0	0	2	1	0	.273
Mar 05	MERRIMACK-1	*3b	6	3	3	9	0	0	3	0	0	0	0	0	0	0	0	1	1	0	.321
Mar 05	MERRIMACK-2	*3b	5	1	3	2	1	0	0	0	0	0	0	0	0	0	1	1	4	0	.364
Mar 06	MERRIMACK	*3b	2	2	1	0	0	0	0	2	1	0	1	0	0	0	0	0	5	1	.371
Mar 08	vs Mississippi Stat	*3b	3	1	1	1	0	0	1	1	1	0	0	0	0	0	1	0	0	0	.368
Mar 09	vs Mississippi Stat	*3b	4	1	3	4	0	0	1	0	0	0	0	0	0	0	0	2	2	0	.405
Mar 11	at Rice	*3b	4	1	1	2	0	0	1	0	0	0	0	1	0	0	2	2	0	0	.391
Mar 12	at Rice	*3b	4	0	1	1	1	0	0	0	0	0	0	0	0	0	3	0	1	0	.380
Mar 13	at Rice	*3b	5	0	1	0	1	0	0	0	0	0	0	0	0	0	1	0	2	1	.364
Mar 15	NEW MEXICO	*3b	3	2	2	2	0	0	0	1	0	0	0	0	0	0	1	0	1	0	.379
Mar 16	NEW MEXICO	*3b	4	2	1	2	0	0	0	1	0	0	0	0	0	0	1	2	3	0	.371
Mar 19	at IOWA	*3b	4	1	0	0	0	0	0	1	0	0	0	0	0	0	4	0	2	0	.348
Mar 20	at IOWA	*3b	3	0	0	0	0	0	0	0	0	0	0	0	0	0	3	1	5	0	.333
Mar 22	CALIFORNIA BAP	*3b	3	0	0	1	0	0	0	0	0	0	0	0	1	0	2	1	4	1	.319
Mar 25	TEXAS	*3b	4	0	0	0	0	0	0	0	0	0	0	0	0	0	3	0	4	0	.303
Mar 26	TEXAS	*3b	4	2	2	2	2	0	0	1	0	0	0	0	0	1	1	2	1	0	.312
Mar 27	TEXAS	*3b	2	0	0	0	0	0	0	1	0	0	0	0	0	0	1	0	2	0	.305
Mar 29	STEPHEN F. AUS	*3b	4	1	2	0	0	1	0	1	0	0	0	0	0	0	1	0	4	0	.314
Mar 30	STEPHEN F. AUS	*3b	4	2	2	2	0	0	1	0	0	0	0	0	0	0	0	0	1	0	.322
Apr 01	at Kansas	*3b	4	1	2	0	1	0	0	0	0	0	0	0	0	0	0	1	4	0	.330
Apr 02	at Kansas	*3b	4	4	1	3	0	0	1	3	0	0	0	0	0	0	0	0	1	0	.327
Apr 03	at Kansas	*3b	4	0	0	0	0	0	0	0	0	0	0	0	0	0	2	0	0	0	.314
Apr 05	at Grand Canyon	*3b	3	0	1	0	1	0	0	1	0	0	0	0	0	0	1	2	2	0	.314
Apr 06	at Grand Canyon	*3b	5	0	2	0	0	0	0	0	1	0	0	0	0	0	2	1	1	0	.318
Apr 08	KANSAS STATE	*3b	4	0	0	0	0	0	0	0	0	0	0	0	0	0	1	0	2	0	.307
Apr 09	KANSAS STATE	*3b	4	1	1	1	1	0	0	1	0	0	0	0	0	0	0	0	1	0	.305
Apr 10	KANSAS STATE	*3b	4	1	1	0	1	0	0	0	0	0	0	0	0	1	1	0	2	0	.303
Apr 12	vs Oklahoma	*3b	4	0	0	0	0	0	0	0	0	0	0	0	0	0	2	1	2	1	.294
Apr 14	at TCU	*3b	4	0	1	1	0	0	0	0	0	0	0	0	0	0	0	1	0	0	.292
Apr 15	at TCU	*3b	3	0	2	0	0	0	0	1	0	0	0	0	0	0	0	0	1	1	.301
Apr 16	at TCU	*3b	4	2	1	0	0	0	0	0	0	0	0	0	0	0	2	0	1	0	.299
Apr 19	at New Mexico	*3b	5	0	1	1	1	0	0	0	0	0	0	0	0	0	2	0	1	0	.296
Totals		38gs	142	33	42	37	10	1	8	20	4	0	3	1	1	2	46	24	69	5	.296

On base pct. .392 • Slugging pct. .549

Career Stats

Year	avg	gp-gs	ab	r	h	2b	3b	hr	rbi	tb	slg%	bb	hbp	so	gdp	ob%	sf	sh	sb-att	po	a	e	fld%
2018	.083	8-1	12	1	1	0	0	0	0	1	.083	0	0	6	0	.083	0	0	0-0	13	2	1	.938
2019	.200	35-23	85	12	17	6	0	1	4	26	.306	6	3	35	3	.277	0	1	0-0	17	44	3	.953
2020	.429	13-3	21	8	9	1	0	1	3	13	.619	1	0	3	0	.455	0	0	0-0	4	10	0	1.000
2021	.194	53-41	129	23	25	4	1	0	10	31	.240	25	3	46	4	.333	2	0	0-0	29	87	8	.935
2022	.296	39-38	142	33	42	10	1	8	37	78	.549	20	3	46	2	.392	1	1	4-4	24	69	5	.949
TOTAL	.242	148-106	389	77	94	21	2	10	54	149	.383	52	9	136	9	.342	3	2	4-4	87	212	17	.946



18

COLE STILWELL

CATCHER/INFIELD

Junior | 4th Yr. | R/R | 6-1 | 215

Rockwall, TX | Heath HS

CAREER HIGHS

Hits: 3, 10 times

Doubles: 2, Southern, Feb 25, 2020 ; at Florida State, Feb 29, 2020

Triples: 1, 4 times

Home runs: 2, vs Oklahoma, May 04, 2021 ; at New Mexico, Apr 02, 2019

Total bases: 9, vs Oklahoma, May 04, 2021

RBI: 4, Houston Baptist, Feb 26, 2021 ; at Florida State, Feb 29, 2020 ; vs Oklahoma, May 04, 2021

Runs scored: 4, Stephen F. Austin, Mar 30, 2022

Walks: 3, 5 times

PERSONAL: Born in Dallas, Texas ... son of Jason and Caren Stilwell ... father played at Hill Junior College ... University Studies major.

2022 Game-By-Game Stats

#18 Cole Stilwell - 39 games (All games)

Date	Opponent	Pos	AB	R	H	RBI	2B	3B	HR	BB	SB	CS	HBP	SAC	SF	GDP	K	PO	A	E	Avg
Feb 18	vs Michigan	*1b	4	1	0	0	0	0	0	0	0	0	1	0	0	0	1	9	0	0	.000
Feb 19	vs Auburn	*1b	3	0	0	0	0	0	0	0	0	0	1	0	0	0	0	10	0	0	.000
Feb 20	vs Arizona	*1b	4	0	0	1	0	0	0	0	0	0	0	0	0	0	1	6	0	0	.000
Feb 22	DALLAS BAPTIST	*1b	4	1	2	2	1	0	0	1	0	0	0	0	0	0	0	4	1	0	.133
Feb 26	KENT STATE	*1b	4	0	0	0	0	0	0	1	0	0	0	0	0	0	2	3	0	0	.105
Feb 27	KENT STATE-1	*c	5	1	1	0	1	0	0	0	0	0	0	0	0	0	1	11	2	1	.125
Feb 27	KENT STATE-2	*1b	3	1	1	0	0	0	0	1	0	0	0	0	0	0	0	6	0	0	.148
Mar 01	at Dallas Baptist	*1b	4	0	0	0	0	0	0	1	0	0	0	0	0	0	2	8	0	0	.129
Mar 04	MERRIMACK	*1b	3	1	1	2	0	0	0	1	0	0	0	0	2	0	0	9	0	0	.147
Mar 05	MERRIMACK-1	*c/1b	4	1	1	1	0	0	0	3	0	0	0	0	0	0	0	13	2	0	.158
Mar 05	MERRIMACK-2	*1b	6	2	2	1	0	0	0	0	0	0	0	0	0	0	2	9	0	0	.182
Mar 06	MERRIMACK	*1b	4	1	2	2	0	0	0	0	0	1	0	0	0	0	11	0	0	0	.208
Mar 08	vs Mississippi Stat	*1b	3	1	1	0	0	0	0	1	0	0	0	0	0	0	1	3	0	0	.216
Mar 09	vs Mississippi Stat	*1b	5	1	2	0	0	0	0	0	0	0	0	0	0	0	1	10	0	0	.232
Mar 11	at Rice	*1b	3	2	0	0	0	0	0	3	0	0	0	0	0	0	0	6	0	0	.220
Mar 12	at Rice	*1b/c	4	1	1	0	0	0	0	0	0	0	0	0	0	0	0	11	0	0	.222
Mar 13	at Rice	*1b	5	0	2	2	1	0	0	0	0	0	0	0	0	0	1	7	1	0	.235
Mar 15	NEW MEXICO	*1b	6	2	3	1	0	0	0	0	0	0	0	0	0	0	0	6	0	0	.257
Mar 16	NEW MEXICO	*1b	4	1	0	0	0	0	0	1	0	0	0	0	0	0	0	7	0	0	.244
Mar 19	at IOWA	*c	3	3	2	3	1	0	1	1	0	0	0	0	1	0	0	14	1	0	.259
Mar 20	at IOWA	*c	3	1	0	0	0	0	0	0	0	1	0	0	0	0	2	8	1	1	.250
Mar 22	CALIFORNIA BAP	*1b	5	2	3	2	0	1	1	0	0	0	0	0	0	0	0	9	0	0	.270
Mar 25	TEXAS	*1b	4	0	0	0	0	0	0	0	0	0	0	0	0	0	0	10	1	0	.258
Mar 26	TEXAS	*c	5	2	3	2	0	0	0	1	0	0	0	0	0	0	0	12	2	0	.276
Mar 27	TEXAS	*1b	4	0	1	0	0	0	0	0	0	0	0	0	0	0	0	10	0	0	.275
Mar 29	STEPHEN F. AUS	*1b	5	2	2	1	1	1	0	0	0	0	0	0	1	0	0	12	0	0	.280
Mar 30	STEPHEN F. AUS	*c	2	4	2	0	0	0	0	3	0	0	0	0	0	0	0	8	0	0	.294
Apr 01	at Kansas	*1b	3	2	2	2	1	0	1	1	0	0	0	0	1	1	0	8	0	0	.304
Apr 02	at Kansas	*c	5	0	1	1	0	0	0	0	0	0	0	0	0	0	0	8	0	0	.299
Apr 03	at Kansas	*1b	4	0	1	0	0	0	0	1	0	0	0	0	0	0	2	10	0	0	.298
Apr 05	at Grand Canyon	*c	5	0	2	0	0	0	0	0	0	0	0	0	0	1	1	4	0	0	.302
Apr 08	KANSAS STATE	*1b	4	2	2	1	0	0	1	0	0	0	0	0	0	0	1	7	0	0	.308
Apr 09	KANSAS STATE	*c	4	3	2	0	1	0	0	1	0	0	0	0	0	0	0	12	1	0	.313
Apr 10	KANSAS STATE	*c	4	1	3	1	0	0	0	1	0	0	0	0	0	0	1	11	1	0	.326
Apr 12	vs Oklahoma	*1b	5	2	2	2	1	0	0	0	0	0	0	0	0	0	1	7	0	0	.329
Apr 14	at TCU	*1b	3	0	0	0	0	0	0	1	1	0	0	0	0	0	1	9	0	0	.322
Apr 15	at TCU	*c	4	1	0	0	0	0	0	0	0	0	1	0	0	0	3	8	1	0	.313
Apr 16	at TCU	*1b	5	0	0	0	0	0	0	0	0	0	0	0	0	0	0	9	0	0	.303
Apr 19	at New Mexico	*c	5	1	1	0	1	0	0	0	0	0	0	0	1	0	0	6	1	0	.300
Totals		39gs	160	43	48	27	9	2	4	23	1	0	5	0	5	3	24	331	15	2	.300

On base pct. .394 • Slugging pct. .456

Career Stats

Year	avg	gp-gs	ab	r	h	2b	3b	hr	rbi	tb	slg%	bb	hbp	so	gdp	ob%	sf	sh	sb-att	po	a	e	fld%
2019	.268	42-32	123	23	33	6	1	3	22	50	.407	24	5	29	1	.408	0	1	1-1	26	4	0	1.000
2020	.345	17-16	55	15	19	6	0	2	18	31	.564	14	3	10	2	.500	0	0	0-2	112	12	2	.984
2021	.288	48-41	146	29	42	12	1	8	33	80	.548	30	6	30	1	.422	3	0	0-0	196	10	2	.990
2022	.300	39-39	160	43	48	9	2	4	27	73	.456	23	5	24	3	.394	5	0	1-1	331	15	2	.994
TOTAL	.293	146-128	484	110	142	33	4	17	100	234	.483	91	19	93	7	.419	8	1	2-4	665	41	6	.992



19

EASTON MURRELL

INFIELD/OUTFIELD

Senior | 5th Yr. (4th at Tech) | L/R | 6-0 | 210

Prosper, TX | Prosper HS | Arkansas

CAREER HIGHS

Hits: 3, at Kansas, Apr 02, 2022 ; Texas, Mar 27, 2022 ; at UCLA, Jun 06, 2021

Doubles: 2, Baylor, Apr 23, 2021 ; Texas Southern, Mar 03, 2021

Triples: 1, at Kansas, Apr 02, 2022 ; TCU, Apr 10, 2021 ; at West Virginia, Apr 18, 2021

Home runs: 2, at Grand Canyon, Apr 05, 2022 ; Stephen F. Austin, Apr 14, 2021

Total bases: 8, at Grand Canyon, Apr 05, 2022 ; Stephen F. Austin, Apr 14, 2021

RBI: 4, at Kansas, Apr 02, 2022

PERSONAL: Born in Plano, Texas ... son to Rod and Kati Murrell ... brother to Hadley and Gunner ... father spent five years in the New York Mets organization ... postgraduate student with a BA in Communication Studies.

2022 Game-By-Game Stats

#19 Easton Murrell - 25 games (All games)

Date	Opponent	Pos	AB	R	H	RBI	2B	3B	HR	BB	SB	CS	HBP	SAC	SF	GDP	K	PO	A	E	Avg
Feb 18	vs Michigan	*3b	3	1	2	0	0	0	0	1	1	0	1	0	0	0	1	0	3	0	.667
Feb 19	vs Auburn	*3b	1	0	0	0	0	0	0	1	0	0	0	0	0	0	0	1	0	0	.500
Mar 04	MERRIMACK	*dh	2	2	1	1	0	0	0	1	0	0	1	0	0	0	1	0	0	0	.500
Mar 05	MERRIMACK-1	*dh	2	1	1	0	0	0	0	1	0	0	1	0	0	0	0	0	0	0	.500
Mar 05	MERRIMACK-2	*dh	2	0	1	0	0	0	0	0	0	0	0	0	0	0	1	0	0	0	.500
Mar 15	NEW MEXICO	ph/d	2	1	1	0	0	0	0	0	0	0	1	0	0	0	0	0	0	0	.500
Mar 16	NEW MEXICO	ph	0	0	0	0	0	0	0	1	0	0	0	0	0	0	0	0	0	0	.500
Mar 19	at IOWA	*of	1	3	1	1	0	0	1	2	0	0	0	0	0	0	0	0	0	0	.538
Mar 20	at IOWA	*of	3	0	0	0	0	0	0	1	0	0	0	0	0	0	1	0	0	0	.438
Mar 22	CALIFORNIA BAP	*of	3	1	1	1	0	0	0	1	0	0	0	0	0	0	1	1	0	0	.421
Mar 25	TEXAS	*of	4	1	1	1	0	0	1	0	0	0	0	0	0	0	2	3	0	0	.391
Mar 26	TEXAS	*of	4	2	2	3	1	0	1	0	0	0	2	0	0	0	2	2	0	0	.407
Mar 27	TEXAS	*of	4	1	3	0	1	0	0	0	0	0	0	0	0	0	0	1	0	0	.452
Mar 29	STEPHEN F. AUS	*of	5	2	2	1	1	0	1	0	0	0	0	0	0	0	0	0	0	0	.444
Mar 30	STEPHEN F. AUS	*of	3	1	0	0	0	0	0	0	0	0	1	0	0	0	0	0	0	0	.410
Apr 01	at Kansas	*of	4	1	0	0	0	0	0	0	0	0	1	0	0	0	1	2	0	0	.372
Apr 02	at Kansas	*of	5	1	3	4	1	1	0	0	0	0	0	0	0	0	0	0	0	0	.396
Apr 03	at Kansas	*of	2	2	1	0	0	0	0	2	0	0	1	0	0	0	0	2	0	0	.400
Apr 05	at Grand Canyon	*of	4	2	2	2	0	0	2	1	0	0	0	0	0	0	1	3	0	1	.407
Apr 06	at Grand Canyon	*of	2	2	1	0	0	0	0	2	0	0	1	0	0	0	1	2	0	0	.411
Apr 12	vs Oklahoma	ph	1	0	1	1	1	0	0	0	0	0	0	0	0	0	0	0	0	0	.421
Apr 14	at TCU	*of	4	1	1	2	0	0	1	0	0	0	0	0	0	0	0	3	0	0	.410
Apr 15	at TCU	*of	3	0	0	0	0	0	0	0	0	0	2	0	0	0	2	1	0	0	.391
Apr 16	at TCU	*of	3	0	0	1	0	0	0	0	0	0	2	0	0	0	1	6	0	0	.373
Apr 19	at New Mexico	*of	2	2	0	0	0	0	0	2	0	0	1	0	0	0	1	0	0	0	.362
Totals		22gs	69	27	25	18	5	1	7	16	1	0	15	0	0	0	16	27	3	1	.362

On base pct. .560 • Slugging pct. .768

Career Stats

Year	avg	gp-gs	ab	r	h	2b	3b	hr	rbi	tb	slg%	bb	hbp	so	gdp	ob%	sf	sh	sb-att	po	a	e	fld%
2019	.262	26-12	42	8	11	2	0	1	3	16	.381	10	3	12	0	.436	0	1	0-0	7	22	5	.853
2021	.250	48-45	144	37	36	8	2	4	20	60	.417	42	9	44	5	.442	2	3	2-3	59	4	2	.969
2022	.362	25-22	69	27	25	5	1	7	18	53	.768	16	15	16	0	.560	0	0	1-1	27	3	1	.968
TOTAL	.282	99-79	255	72	72	15	3	12	41	129	.506	68	27	72	5	.474	2	4	3-4	93	29	8	.938



20

DALTON PORTER

OUTFIELD

Sophomore | 2nd Yr. (1st at Tech) | L/L | 5-11 | 195

Leander, TX | Rouse HS | Texas

CAREER HIGHS

Hits: 3, Merrimack, Mar 06, 2022

Doubles: 1, 4 times

Home runs: 1, Merrimack, Mar 06, 2022

Total bases: 7, Merrimack, Mar 06, 2022

RBI: 3, Merrimack, Mar 05, 2022

Runs scored: 2, Merrimack, Mar 05, 2022

Walks: 1, 5 times

Hit by pitch: 2, at Kansas, Apr 02, 2022 ; at Rice, Mar 11, 2022

PERSONAL: Born in Austin, Texas ... son of Donald and Shandalyn Porter ... brother to Ashlyn Porter ... Business Marketing major.

2022 Game-By-Game Stats

#20 Dalton Porter - 25 games (All games)

Date	Opponent	Pos	AB	R	H	RBI	2B	3B	HR	BB	SB	CS	HBP	SAC	SF	GDP	K	PO	A	E	Avg
Feb 18	vs Michigan	ph	0	0	0	1	0	0	0	0	0	0	0	0	1	0	0	0	0	0	.000
Feb 19	vs Auburn	ph	1	0	0	0	0	0	0	0	0	0	0	0	0	0	0	0	0	0	.000
Feb 20	vs Arizona	*of	4	0	2	1	0	0	0	0	0	0	0	0	0	0	1	1	0	0	.400
Feb 22	DALLAS BAPTIST	*of	3	0	0	0	0	0	0	1	0	0	0	0	0	0	0	3	0	0	.250
Feb 26	KENT STATE	*of	5	0	0	0	0	0	0	0	0	0	0	0	0	0	1	3	0	0	.154
Feb 27	KENT STATE-1	*of	3	0	2	2	0	0	0	0	0	0	0	0	1	0	0	0	0	0	.250
Feb 27	KENT STATE-2	*of	4	0	0	0	0	0	0	0	0	0	0	0	0	0	2	1	0	0	.200
Mar 01	at Dallas Baptist	*of	3	0	0	1	0	0	0	0	0	0	0	0	1	0	3	2	0	0	.174
Mar 05	MERRIMACK-2	pr/dh	2	2	1	3	0	0	0	0	0	0	0	0	1	0	0	0	0	0	.200
Mar 06	MERRIMACK	*dh	5	1	3	1	1	0	1	0	1	0	0	0	0	0	1	0	0	0	.267
Mar 08	vs Mississippi Stat	*of	4	0	0	0	0	0	0	0	0	0	0	0	0	0	2	2	0	0	.235
Mar 09	vs Mississippi Stat	*of	3	0	0	0	0	0	0	1	0	0	0	0	0	0	1	2	0	1	.216
Mar 11	at Rice	*of	2	1	1	1	1	0	0	1	1	0	2	0	0	0	0	2	0	0	.231
Mar 12	at Rice	*of	4	0	0	0	0	0	0	0	0	0	0	0	0	0	3	2	0	0	.209
Mar 15	NEW MEXICO	pr/of	0	0	0	1	0	0	0	0	0	0	0	0	1	0	0	0	0	0	.209
Mar 16	NEW MEXICO	ph/of	1	0	0	0	0	0	0	0	0	0	0	0	0	0	0	0	0	0	.205
Mar 19	at IOWA	of	2	0	1	0	0	0	0	0	0	0	0	0	0	0	1	0	0	0	.217
Mar 26	TEXAS	pr	0	0	0	0	0	0	0	0	0	0	0	0	0	0	0	0	0	0	.217
Mar 27	TEXAS	pr	0	0	0	0	0	0	0	0	0	0	0	0	0	0	0	0	0	0	.217
Mar 30	STEPHEN F. AUS	of	1	0	0	0	0	0	0	0	0	0	0	0	0	0	0	0	0	0	.213
Apr 02	at Kansas	of	1	0	1	2	1	0	0	0	0	0	2	0	0	0	0	0	0	0	.229
Apr 08	KANSAS STATE	*of	3	0	1	1	1	0	0	1	0	0	0	0	0	0	0	4	0	0	.235
Apr 10	KANSAS STATE	*of	3	1	1	0	0	0	0	1	0	0	0	0	0	0	1	2	0	0	.241
Apr 12	vs Oklahoma	of	0	0	0	0	0	0	0	0	0	0	0	0	0	0	0	0	0	0	.241
Apr 15	at TCU	of	0	0	0	0	0	0	0	0	0	0	0	0	0	0	0	1	0	0	.241
Totals		13gs	54	5	13	14	4	0	1	5	2	0	4	0	5	0	16	25	0	1	.241

On base pct. .324 • Slugging pct. .370



21

MASON MOLINA

LEFT-HANDED PITCHER

Freshman | 1st Yr. | R/L | 6-2 | 220

Rancho Santa Margarita, CA | Trabuco Hills HS

CAREER HIGHS

Innings pitched: 5.0, Merrimack, Mar 05, 2022 ; at IOWA, Mar 20, 2022

Walks allowed: 4, Merrimack, Mar 05, 2022

Strikeouts: 8, at IOWA, Mar 20, 2022

Batters faced: 22, Merrimack, Mar 05, 2022

PERSONAL: Born in Irvine, California ... son of Joseph and Dyan Molina ... brother to Logan Molina ... Finance major.

2022 Game-By-Game Stats

#21 Mason Molina - 11 appearances (All games)

Date	Opponent	GS	IP	H	R	ER	BB	SO	2B	3B	HR	WP	BK	HBP	IBB	Score	W-L	Sv	ERA	NP
Feb 20	vs Arizona	*	4.0	3	2	2	3	5	2	0	0	0	1	0	0	2-13	0-1	0	4.50	77
Feb 27	KENT STATE-2	*	3.0	1	1	1	3	7	0	0	0	0	0	0	0	7-5	0-1	0	3.86	74
Mar 05	MERRIMACK-2	*	5.0	2	1	1	4	4	1	0	0	1	0	1	0	20-2	1-1	0	3.00	80
Mar 13	at Rice	*	3.0	3	1	1	2	3	1	0	0	0	0	0	0	7-4	1-1	0	3.00	72
Mar 20	at IOWA	*	5.0	1	2	1	2	8	0	0	0	0	0	0	0	3-6	1-2	0	2.70	83
Mar 27	TEXAS	*	4.2	5	3	3	2	4	1	0	2	0	0	0	0	1-12	1-3	0	3.28	77
Apr 03	at Kansas	*	4.0	7	6	6	1	3	2	1	1	0	0	0	0	5-8	1-4	0	4.71	78
Apr 06	at Grand Canyon		1.0	0	0	0	0	1	0	0	0	0	0	0	0	7-8	1-4	0	4.55	13
Apr 10	KANSAS STATE		2.0	3	2	1	2	3	2	0	0	0	0	0	0	7-6	1-4	0	4.55	33
Apr 12	vs Oklahoma		0.1	1	1	1	0	0	0	0	1	0	0	0	0	9-14	1-4	0	4.78	8
Apr 15	at TCU		3.0	1	0	0	0	4	0	0	0	1	0	0	0	3-4	1-4	0	4.37	42
Totals		7	35.0	27	19	17	19	42	9	1	4	2	1	1	0	71-82	1-4	0	4.37	-



25

OWEN WASHBURN

RIGHT-HANDED PITCHER/OUTFIELD

Freshman | 1st Yr. | L/R | 6-0 | 205

Webster, WI | Webster HS

CAREER HIGHS

Hits: 3, vs Michigan, Feb 18, 2022 ; Merrimack, Mar 05, 2022 ; New Mexico, Mar 16, 2022

Doubles: 1, 6 times

Triples: 1, vs Mississippi State, Mar 08, 2022

Home runs: 1, 4 times

Total bases: 7, Merrimack, Mar 05, 2022

RBI: 3, 4 times

Runs scored: 4, Merrimack, Mar 05, 2022

Walks: 3, vs Mississippi State, Mar 09, 2022

PERSONAL: Born in California and raised in Webster, Wisconsin ... son of Jarrod and Kerrie Washburn ... brother to Jack and Ava ... father Jarrod Washburn played 12 years in the MLB and mother Kerrie Washburn ran Track & Field in college ... majoring in Sport Management.

2022 Game-By-Game Stats

#25 Owen Washburn - 38 games (All games)

Date	Opponent	Pos	AB	R	H	RBI	2B	3B	HR	BB	SB	CS	HBP	SAC	SF	GDP	K	PO	A	E	Avg
Feb 18	vs Michigan	*of	4	3	3	1	0	0	0	2	0	0	0	0	0	0	1	1	1	0	.750
Feb 19	vs Auburn	*of	3	1	1	0	0	0	0	1	0	0	0	0	0	0	1	2	0	0	.571
Feb 20	vs Arizona	*of	3	1	0	0	0	0	0	1	0	0	0	0	0	0	3	3	0	0	.400
Feb 22	DALLAS BAPTIST	*of	4	0	1	0	0	0	0	0	1	0	0	0	0	0	0	3	0	0	.357
Feb 26	KENT STATE	*of	3	1	2	3	1	0	0	1	0	0	0	0	0	0	1	1	0	0	.412
Feb 27	KENT STATE-1	*of	3	0	1	0	0	0	0	0	0	0	1	0	0	0	0	1	0	0	.400
Feb 27	KENT STATE-2	*of	4	0	0	0	0	0	0	0	0	0	0	0	0	0	1	1	0	0	.333
Mar 01	at Dallas Baptist	*of	4	0	2	0	0	0	0	0	0	0	0	0	0	0	1	1	0	0	.357
Mar 04	MERRIMACK	*of	2	1	1	0	0	0	0	0	0	0	1	0	0	0	0	0	0	0	.367
Mar 05	MERRIMACK-1	*of	4	1	1	2	0	0	0	1	0	0	0	0	0	0	2	1	0	0	.353
Mar 05	MERRIMACK-2	*of	5	4	3	3	1	0	1	1	0	0	0	0	0	0	0	1	0	0	.385
Mar 06	MERRIMACK	*of	4	1	1	3	0	0	1	1	1	0	0	0	0	0	0	1	0	0	.372
Mar 08	vs Mississippi Stat	*of	3	0	1	2	0	1	0	0	0	0	0	0	1	0	1	0	0	0	.370
Mar 09	vs Mississippi Stat	*of	2	1	0	0	0	0	0	3	0	0	0	0	0	0	2	2	0	0	.354
Mar 11	at Rice	*of	4	1	1	0	0	0	0	1	0	0	0	0	0	0	0	1	0	0	.346
Mar 12	at Rice	*of	3	0	0	1	0	0	0	0	0	0	0	0	1	0	1	2	0	0	.327
Mar 13	at Rice	*of	5	1	2	0	0	0	0	0	0	0	0	0	0	1	1	3	1	0	.333
Mar 15	NEW MEXICO	*of	1	2	1	2	1	0	0	2	0	0	0	0	0	0	0	0	0	0	.344
Mar 16	NEW MEXICO	*of	5	2	3	2	1	0	0	0	0	0	0	0	0	0	1	3	1	0	.364
Mar 19	at IOWA	*of	4	0	1	0	0	0	0	1	0	0	0	0	0	0	2	2	0	0	.357
Mar 20	at IOWA	*of	4	0	1	0	0	0	0	0	0	0	0	0	0	0	2	1	0	0	.351
Mar 22	CALIFORNIA BAP	*of	2	1	1	0	0	0	0	2	0	0	0	0	0	0	0	1	0	0	.355
Mar 25	TEXAS	*of	3	0	0	0	0	0	0	1	0	0	0	0	0	0	2	0	0	0	.342
Mar 26	TEXAS	*of	3	2	2	2	0	0	0	2	0	0	0	0	0	0	0	0	0	0	.354
Mar 27	TEXAS	*of	3	0	1	0	0	0	0	0	0	0	0	0	0	0	2	0	0	0	.353
Mar 29	STEPHEN F. AUS	*of	6	1	2	1	0	0	0	0	0	0	0	0	0	0	0	0	0	0	.352
Mar 30	STEPHEN F. AUS	*of	4	0	1	1	1	0	0	0	0	0	0	0	0	0	0	4	0	0	.347
Apr 01	at Kansas	*of	5	0	1	0	0	0	0	0	0	0	0	0	0	0	3	2	0	0	.340
Apr 02	at Kansas	*of	4	2	2	1	0	0	1	1	0	0	0	0	0	0	0	1	0	0	.346
Apr 03	at Kansas	*of	5	0	1	0	0	0	0	0	0	0	0	0	0	0	2	1	0	0	.339
Apr 05	at Grand Canyon	*of	4	0	0	0	0	0	0	0	0	0	0	0	0	0	1	2	0	0	.327
Apr 06	at Grand Canyon	*of	3	0	0	1	0	0	0	1	0	0	0	0	1	0	2	0	0	0	.319
Apr 08	KANSAS STATE	*of	3	1	2	3	1	0	0	1	0	0	0	0	0	0	1	3	0	0	.328
Apr 09	KANSAS STATE	*of	4	1	0	1	0	0	0	1	0	0	0	0	0	0	2	0	0	0	.317
Apr 10	KANSAS STATE	*of	4	0	2	0	0	0	0	0	0	0	0	0	0	0	2	1	0	0	.323
Apr 12	vs Oklahoma	*of	3	2	2	2	0	0	1	1	0	0	0	0	0	0	1	0	0	0	.331
Apr 14	at TCU	*of	4	0	1	1	0	0	0	0	0	0	0	0	0	0	2	1	0	0	.328
Apr 15	at TCU	*of	3	0	0	0	0	0	0	0	0	0	0	0	0	0	2	3	0	0	.321
Totals		38gs	137	30	44	32	6	1	4	25	2	0	2	0	3	1	42	49	3	0	.321

On base pct. .425 • Slugging pct. .467



28 CHASE HAMPTON

RIGHT-HANDED PITCHER

Sophomore | 2nd Yr. | R/R | 6-2 | 225

Kilgore, TX | Kilgore HS

CAREER HIGHS

Innings pitched: 6.0, California Baptist, Mar 22, 2022 ;
 Army West Point, Jun 04, 2021 ; Kansas, May 22, 2021
 Walks allowed: 3, Kansas State, Apr 10, 2022 ; Texas
 Southern, Mar 03, 2021
 Strikeouts: 7, 4 times
 Batters faced: 24, Army West Point, Jun 04, 2021

PERSONAL: Born in Longview, Texas ... son to Heather and
 Trent Logston ... brother to Michael and Brick Hampton
 and Caleb Logston ... University Studies major.

2022 Game-By-Game Stats

#28 Chase Hampton - 10 appearances (All games)

Date	Opponent	GS	IP	H	R	ER	BB	SO	2B	3B	HR	WP	BK	HBP	IBB	Score	W-L	Sv	ERA	NP
Feb 18	vs Michigan		1.0	0	0	0	1	0	0	0	0	0	0	0	0	7-6	1-0	0	0.00	16
Feb 22	DALLAS BAPTIST	*	5.0	4	3	3	2	5	1	0	1	1	0	0	0	8-4	1-0	0	4.50	69
Mar 01	at Dallas Baptist	*	5.0	2	2	2	2	7	0	0	1	0	0	0	0	4-3	1-0	0	4.09	92
Mar 08	vs Mississippi Stat	*	3.0	2	4	4	2	4	1	0	0	0	0	1	0	5-9	1-1	0	5.79	68
Mar 15	NEW MEXICO	*	4.0	2	0	0	1	4	0	0	0	0	0	0	0	28-2	2-1	0	4.50	44
Mar 22	CALIFORNIA BAP	*	6.0	5	2	2	1	7	1	0	2	0	0	1	0	6-3	3-1	0	4.12	91
Apr 02	at Kansas		1.0	1	0	0	1	3	1	0	0	0	0	0	0	28-2	3-1	0	3.96	24
Apr 05	at Grand Canyon	*	3.0	5	4	4	1	2	0	0	1	0	0	2	0	4-9	3-2	0	4.82	49
Apr 10	KANSAS STATE	*	3.0	3	3	3	3	2	0	0	2	0	0	0	0	7-6	3-2	0	5.23	42
Apr 16	at TCU	*	3.2	7	3	3	1	1	1	0	1	0	0	1	0	3-11	3-3	0	5.45	65
Totals		8	34.2	31	21	21	15	35	5	0	8	1	0	5	0	100-55	3-3	0	5.45	-

Career Stats

Year	era	w-l	app	gs	cq	sho	sv	ip	h	r	er	bb	so	2b	3b	hr	bf	bavg	wp	hbp	bk	sfa	sha
2021	3.86	4-1	18	7	0	0/2	1	44.1	36	21	19	17	34	3	1	4	184	.226	4	6	1	1	1
2022	5.45	3-3	10	8	0	0/0	0	34.2	31	21	21	15	35	5	0	8	147	.248	1	5	0	2	0
TOTAL	4.56	7-4	28	15	0	0/2	1	79.0	67	42	40	32	69	8	1	12	331	.236	5	11	1	3	1



29

JAMIE HITT

LEFT-HANDED PITCHER

RS Freshman | 2nd Yr. | L/L | 6-0 | 190

Magnolia, TX | Concordia Lutheran HS

CAREER HIGHS

Innings pitched: 4.0, vs Mississippi State, Mar 09, 2022

Walks allowed: 2, at TCU, Apr 16, 2022

Strikeouts: 4, vs Mississippi State, Mar 09, 2022

Batters faced: 16, vs Mississippi State, Mar 09, 2022

PERSONAL: Born in Webster, Texas ... son to Allen and

Glenda Hitt ... brother to Taylor and Addison Hitt ...

Explore Business & Industry major.

2022 Game-By-Game Stats

#29 Jamie Hitt - 12 appearances (All games)

Date	Opponent	GS	IP	H	R	ER	BB	SO	2B	3B	HR	WP	BK	HBP	IBB	Score	W-L	Sv	ERA	NP
Feb 20	vs Arizona		1.2	0	0	0	0	1	0	0	0	0	0	0	0	2-13	0-0	0	0.00	23
Feb 26	KENT STATE		0.1	0	0	0	0	1	0	0	0	0	0	0	0	10-7	0-0	0	0.00	5
Mar 01	at Dallas Baptist		0.1	1	0	0	1	0	0	0	0	0	0	0	0	4-3	0-0	0	0.00	12
Mar 06	MERRIMACK		2.0	4	2	2	1	1	1	0	0	0	0	0	0	12-4	0-0	0	4.15	39
Mar 09	vs Mississippi Stat	*	4.0	0	0	0	1	4	0	0	0	0	0	2	0	7-2	1-0	0	2.16	58
Mar 13	at Rice		1.0	0	0	0	0	1	0	0	0	0	0	0	0	7-4	1-0	0	1.93	13
Mar 16	NEW MEXICO		1.1	4	3	3	1	1	1	0	0	0	0	1	0	11-5	1-0	0	4.22	30
Mar 26	TEXAS		1.0	3	3	3	1	0	1	0	0	1	0	0	0	16-12	1-0	0	6.17	21
Mar 30	STEPHEN F. AUS		0.2	0	0	0	0	1	0	0	0	0	0	0	0	13-5	1-0	0	5.84	5
Apr 05	at Grand Canyon		3.0	2	1	0	1	2	0	0	0	0	0	0	0	4-9	1-0	0	4.70	52
Apr 12	vs Oklahoma		0.2	2	4	4	1	1	0	0	2	0	0	1	0	9-14	1-0	0	6.75	17
Apr 16	at TCU		1.1	1	3	3	2	0	0	0	0	0	0	0	0	3-11	1-0	0	7.79	20
Totals		1	17.1	17	16	15	9	13	3	0	2	1	0	4	0	98-89	1-0	0	7.79	-

Career Stats

Year	era	w-l	app	gs	cg	sho	sv	ip	h	r	er	bb	so	2b	3b	hr	bf	bavg	wp	hbp	bk	sfa	sha
2021	5.79	0-1	5	0	0	0/1	0	4.2	10	5	3	2	2	2	1	0	24	.455	1	0	0	0	0
2022	7.79	1-0	12	1	0	0/0	0	17.1	17	16	15	9	13	3	0	2	83	.246	1	4	0	1	0
TOTAL	7.36	1-1	17	1	0	0/1	0	22.0	27	21	18	11	15	5	1	2	107	.297	2	4	0	1	0



30 BO BLESSIE

RIGHT-HANDED PITCHER

Junior | 4th Yr. (1st at Tech) | R/R | 6-3 | 190

Midland, TX | Midland Lee HS | Nebraska | Midland College

CAREER HIGHS

Innings pitched: 2.0, New Mexico, Mar 15, 2022

Walks allowed: 3, Texas, Mar 26, 2022

Strikeouts: 3, Texas, Mar 26, 2022


Batters faced: 8, Texas, Mar 26, 2022

Personal: Born on Oct. 21 in Wichita, Kansas ... parents are Brian and Shawn Blessie ... has two sisters, Allison and Taylor, and one brother, Blake ... University Studies major.

2022 Game-By-Game Stats

#30 Bo Blessie - 7 appearances (All games)

Date	Opponent	GS	IP	H	R	ER	BB	SO	2B	3B	HR	WP	BK	HBP	IBB	Score	W-L	Sv	ERA	NP
Feb 20	vs Arizona		1.0	4	3	3	0	0	1	0	0	0	0	0	0	2-13	0-0	0	27.00	21
Mar 05	MERRIMACK-2		1.0	1	0	0	1	2	1	0	0	0	0	0	0	20-2	0-0	0	13.50	24
Mar 08	vs Mississippi Stat		1.0	0	1	1	1	1	0	0	0	2	0	0	0	5-9	0-0	0	12.00	17
Mar 15	NEW MEXICO		2.0	0	0	0	0	2	0	0	0	0	0	0	0	28-2	0-0	0	7.20	16
Mar 26	TEXAS		1.1	1	1	1	3	3	1	0	0	0	0	0	0	16-12	0-0	0	7.11	36
Apr 02	at Kansas		1.0	1	1	1	0	0	0	0	1	0	0	0	0	28-2	0-0	0	7.36	9
Apr 12	vs Oklahoma		0.1	1	1	1	1	1	0	0	0	0	0	0	0	9-14	0-0	0	8.22	8
Totals		0	7.2	8	7	7	6	9	3	0	1	2	0	0	0	108-54	0-0	0	8.22	-



31

AUSTIN BECKER

RIGHT-HANDED PITCHER

RS Sophomore | 4th Yr. (3rd at Tech) | R/R | 6-5 | 215

Sunbury, OH | Big Walnut HS | Vanderbilt

CAREER HIGHS

Innings pitched: 4.1, at Florida State, Mar 01, 2020
 Walks allowed: 4, New Mexico, Mar 16, 2022 ; at Florida State, Mar 01, 2020 ; Rice, Mar 08, 2020
 Strikeouts: 5, Merrimack, Mar 06, 2022 ; at Florida State, Mar 01, 2020
 Batters faced: 22, at Florida State, Mar 01, 2020

PERSONAL: Born in Columbus Ohio ... son of Kevin and Teresa ... brother of Cassidy ... father played for the Boston Red Sox and Cincinnati Reds from 1991-1995 ... drafted in the 37th round by the Texas Rangers in 2018 ... university studies major.

2022 Game-By-Game Stats

#31 Austin Becker - 7 appearances (All games)

Date	Opponent	GS	IP	H	R	ER	BB	SO	2B	3B	HR	WP	BK	HBP	IBB	Score	W-L	Sv	ERA	NP
Feb 20	vs Arizona		1.0	4	3	3	0	3	2	0	0	0	0	0	0	2-13	0-0	0	27.00	27
Mar 06	MERRIMACK	*	3.0	1	0	0	0	5	0	0	0	2	0	2	0	12-4	1-0	0	6.75	47
Mar 16	NEW MEXICO	*	2.0	1	1	1	4	1	0	0	1	1	0	0	0	11-5	1-0	0	6.00	40
Mar 30	STEPHEN F. AUS	*	4.0	4	1	1	3	4	0	0	0	0	0	0	0	13-5	2-0	0	4.50	72
Apr 06	at Grand Canyon		1.0	3	2	1	1	2	0	0	1	0	0	0	0	7-8	2-0	0	4.91	28
Apr 12	vs Oklahoma		1.0	4	4	1	0	2	0	0	1	0	0	0	0	9-14	2-1	0	5.25	24
Apr 19	at New Mexico		1.0	2	0	0	0	2	0	0	0	0	0	0	0	10-11	2-1	0	4.85	21
Totals		3	13.0	19	11	7	8	19	2	0	3	3	0	2	0	64-60	2-1	0	4.85	-

Career Stats

Year	era	w-l	app	gs	cg	sho	sv	ip	h	r	er	bb	so	2b	3b	hr	bf	bavg	wp	hbp	bk	sfa	sha
2020	6.08	1-0	5	4	0	0/0	0	13.1	9	10	9	14	11	2	1	1	66	.191	3	4	0	1	0
2022	4.85	2-1	7	3	0	0/0	0	13.0	19	11	7	8	19	2	0	3	68	.328	3	2	0	0	0
TOTAL	5.47	3-1	12	7	0	0/0	0	26.1	28	21	16	22	30	4	1	4	134	.267	6	6	0	1	0



32

TRENDAN PARISH

RIGHT-HANDED PITCHER

Freshman | 1st Yr. | R/R | 6-0 | 180

Poolville, TX | Southwest Christian HS

CAREER HIGHS

Innings pitched: 4.0, vs Auburn, Feb 19, 2022

Walks allowed: 2, at TCU, Apr 16, 2022

Strikeouts: 3, vs Auburn, Feb 19, 2022 ; Dallas Baptist, Feb 22, 2022 ; Kent State, Feb 26, 2022

Batters faced: 14, vs Auburn, Feb 19, 2022

Personal: Born in Weatherford, Texas ... son of Rene and Todd ... brother of Trevor and Tripp ... Explore Business & Industry major.

2022 Game-By-Game Stats

On base pct. .000 • Slugging pct. .000

#32 Trendan Parish - 17 appearances (All games)

Date	Opponent	GS	IP	H	R	ER	BB	SO	2B	3B	HR	WP	BK	HBP	IBB	Score	W-L	Sv	ERA	NP
Feb 19	vs Auburn		4.0	2	0	0	1	3	0	0	0	0	0	0	0	1-2	0-0	0	0.00	47
Feb 22	DALLAS BAPTIST		2.0	0	0	0	0	3	0	0	0	0	0	0	0	8-4	0-0	1	0.00	18
Feb 26	KENT STATE		1.0	1	0	0	0	3	0	0	0	0	0	0	0	10-7	0-0	2	0.00	19
Feb 27	KENT STATE-2		1.0	0	0	0	0	2	0	0	0	0	0	0	0	7-5	0-0	3	0.00	16
Mar 01	at Dallas Baptist		1.0	0	0	0	0	1	0	0	0	0	0	0	0	4-3	0-0	4	0.00	10
Mar 08	vs Mississippi Stat		1.0	4	4	4	0	2	0	0	1	0	0	0	0	5-9	0-0	4	3.60	22
Mar 12	at Rice		1.1	1	0	0	0	2	0	0	0	0	0	0	0	3-2	1-0	4	3.18	18
Mar 13	at Rice		1.0	1	0	0	0	1	0	0	0	0	0	0	0	7-4	1-0	5	2.92	16
Mar 22	CALIFORNIA BAP		1.0	2	1	1	0	1	1	0	1	0	0	0	0	6-3	1-0	5	3.38	21
Mar 25	TEXAS		0.0	2	2	2	0	0	0	0	2	0	0	0	0	5-4	1-0	5	4.72	10
Mar 30	STEPHEN F. AUS		2.0	2	0	0	0	0	0	0	0	0	0	0	0	13-5	1-0	5	4.11	20
Apr 01	at Kansas		1.0	0	0	0	0	0	0	0	0	0	0	0	0	8-2	1-0	5	3.86	9
Apr 03	at Kansas		0.2	0	0	0	0	0	0	0	0	0	0	0	0	5-8	1-0	5	3.71	6
Apr 08	KANSAS STATE		1.0	2	0	0	0	2	0	0	0	0	0	0	0	6-3	1-0	6	3.50	13
Apr 10	KANSAS STATE		0.2	1	0	0	0	2	0	0	0	0	0	0	0	7-6	2-0	6	3.38	18
Apr 16	at TCU		1.2	2	4	4	2	2	1	0	0	1	0	1	0	3-11	2-0	6	4.87	39
Apr 19	at New Mexico		1.1	6	5	4	0	0	2	0	1	1	0	0	0	10-11	2-1	6	6.23	38
Totals		0	21.2	26	16	15	3	24	4	0	5	2	0	1	0	108-89	2-1	6	6.23	-



33

RYAN BROME

INFIELD/OUTFIELD

Freshman | 1st Yr. | L/R | 5-11 | 225

Katy, TX | Katy HS

CAREER HIGHS

Hits: 2, at New Mexico, Apr 19, 2022 ; New Mexico, Mar 15, 2022

Doubles: 2, at New Mexico, Apr 19, 2022

Total bases: 4, at New Mexico, Apr 19, 2022

RBI: 3, New Mexico, Mar 15, 2022

Runs scored: 1, 5 times

Walks: 1, Merrimack, Mar 04, 2022 ; Merrimack, Mar 05, 2022

Hit by pitch: 1, vs Mississippi State, Mar 09, 2022 ; New Mexico, Mar 15, 2022

Struck out: 3, vs Mississippi State, Mar 09, 2022

At bats: 5, at New Mexico, Apr 19, 2022

Personal: Born in Gig Harbor, Washington ... son of Michael and Debbie Brome ... brother to Kendall and Ally Brome ... Sport Management major.

2022 Game-By-Game Stats

#33 Ryan Brome - 12 games (All games)

Date	Opponent	Pos	AB	R	H	RBI	2B	3B	HR	BB	SB	CS	HBP	SAC	SF	GDP	K	PO	A	E	Avg
Feb 20	vs Arizona	ph/d	2	1	1	0	0	0	0	0	0	0	0	0	0	0	1	0	0	0	.500
Mar 01	at Dallas Baptist	ph	1	0	0	1	0	0	0	0	0	0	0	0	0	0	0	0	0	0	.333
Mar 04	MERRIMACK	ph/of	2	1	0	0	0	0	0	1	0	0	0	0	0	0	0	0	0	0	.200
Mar 05	MERRIMACK-1	ph/of	1	1	1	0	0	0	0	0	0	0	0	0	0	0	0	0	0	0	.333
Mar 05	MERRIMACK-2	ph/of	0	0	0	0	0	0	0	1	0	0	0	0	0	0	0	0	0	0	.333
Mar 09	vs Mississippi Stat	*dh	4	0	0	0	0	0	0	0	0	0	1	0	0	0	3	0	0	0	.200
Mar 15	NEW MEXICO	ph/of	3	1	2	3	1	0	0	0	0	0	1	0	0	0	1	6	0	0	.308
Mar 20	at IOWA	ph	1	0	0	0	0	0	0	0	0	0	0	0	0	0	1	0	0	0	.286
Mar 30	STEPHEN F. AUS	of	0	0	0	0	0	0	0	0	0	0	0	0	0	0	0	1	0	0	.286
Apr 09	KANSAS STATE	ph/of	1	0	0	0	0	0	0	0	0	0	0	0	0	0	0	0	0	0	.267
Apr 12	vs Oklahoma	ph	1	0	0	0	0	0	0	0	0	0	0	0	0	1	0	0	0	0	.250
Apr 19	at New Mexico	*of	5	1	2	1	2	0	0	0	0	0	0	0	0	1	1	1	0	0	.286
Totals		2gs	21	5	6	5	3	0	0	2	0	0	2	0	0	2	7	8	0	0	.286

On base pct. .400 • Slugging pct. .429



34 ANDREW MORRIS

RIGHT-HANDED PITCHER

Junior | 4th Yr. (1st at Tech) | R/R | 6-0 | 195

Boulder, CO | Monarch HS | Colorado Mesa

CAREER HIGHS

Innings pitched: 8.0, at Kansas, Apr 01, 2022

Walks allowed: 4, vs Michigan, Feb 18, 2022 ; Texas, Mar 25, 2022

Strikeouts: 10, Kent State, Feb 26, 2022

Batters faced: 30, at Kansas, Apr 01, 2022

Personal: Born in Manhattan, N.Y. ... son of David Morris and Tricia Leines ... older brother to Bayden, Isaiah, and Israel ... father played Junior College baseball ... University Studies major.

2022 Game-By-Game Stats

#34 Andrew Morris - 9 appearances (All games)

Date	Opponent	GS	IP	H	R	ER	BB	SO	2B	3B	HR	WP	BK	HBP	IBB	Score	W-L	Sv	ERA	NP
Feb 18	vs Michigan	*	3.2	4	4	4	4	6	2	0	1	2	0	1	0	7-6	0-0	0	9.82	83
Feb 26	KENT STATE	*	5.1	5	5	5	2	10	3	0	2	0	0	1	0	10-7	0-0	0	9.00	91
Mar 04	MERRIMACK	*	5.1	3	1	1	1	8	0	0	0	0	0	1	0	17-1	1-0	0	6.28	72
Mar 11	at Rice	*	5.0	7	1	1	1	4	0	0	0	0	0	0	0	10-1	2-0	0	5.12	76
Mar 19	at IOWA	*	3.0	2	1	1	1	4	1	0	0	0	0	0	0	11-3	2-0	0	4.84	47
Mar 25	TEXAS	*	6.0	6	1	1	4	7	2	0	1	0	0	0	0	5-4	2-0	0	4.13	105
Apr 01	at Kansas	*	8.0	5	2	2	1	6	0	1	0	0	0	0	0	8-2	3-0	0	3.72	101
Apr 08	KANSAS STATE	*	7.0	6	3	3	0	9	1	0	0	1	0	1	0	6-3	4-0	0	3.74	73
Apr 14	at TCU	*	6.0	7	4	4	1	4	3	0	1	0	0	1	0	4-7	4-0	0	4.01	97
Totals		8	49.1	45	22	22	15	58	12	1	5	3	0	5	0	78-34	4-0	0	4.01	-



36

SHAY HARTIS

RIGHT-HANDED PITCHER

Sophomore | 3rd Yr. (1st at Tech) | R/R | 6-1 | 210

The Colony, TX | The Colony HS | Grayson College

CAREER HIGHS

Innings pitched: 2.1, at Kansas, Apr 03, 2022

Walks allowed: 1, at TCU, Apr 14, 2022

Strikeouts: 4, Stephen F. Austin, Mar 30, 2022

Batters faced: 9, at Kansas, Apr 03, 2022

Personal: Born in Lewisville, Texas ... son of mother Debra and father Derek ... brother of Nicole Hartis ... majoring in Business Management.

2022 Game-By-Game Stats

#36 Shay Hartis - 10 appearances (All games)

Date	Opponent	GS	IP	H	R	ER	BB	SO	2B	3B	HR	WP	BK	HBP	IBB	Score	W-L	Sv	ERA	NP
Feb 27	KENT STATE-1		1.2	0	0	0	0	1	0	0	0	0	0	0	0	8-1	0-0	0	0.00	20
Mar 01	at Dallas Baptist		0.2	1	0	0	0	1	0	0	0	0	0	0	0	4-3	1-0	0	0.00	10
Mar 05	MERRIMACK-1		2.0	2	0	0	0	1	2	0	0	0	0	0	0	21-5	1-0	0	0.00	19
Mar 08	vs Mississippi Stat		2.0	2	0	0	0	3	0	0	0	0	0	0	0	5-9	1-0	0	0.00	29
Mar 13	at Rice		0.1	2	3	3	0	0	1	0	0	0	0	1	0	7-4	1-0	0	4.05	21
Mar 26	TEXAS		1.0	1	0	0	0	0	1	0	0	0	0	0	0	16-12	1-0	0	3.52	11
Mar 30	STEPHEN F. AUS		2.0	0	0	0	0	4	0	0	0	0	0	0	0	13-5	1-0	0	2.79	25
Apr 03	at Kansas		2.1	2	1	1	0	2	1	0	0	0	0	0	0	5-8	1-0	0	3.00	25
Apr 10	KANSAS STATE		1.1	2	1	1	0	1	1	0	0	0	0	0	0	7-6	1-0	0	3.38	13
Apr 14	at TCU		1.2	1	1	1	1	0	0	0	1	0	0	0	0	4-7	1-0	0	3.60	30
Totals		0	15.0	13	6	6	1	13	6	0	1	0	0	1	0	90-60	1-0	0	3.60	-



39 JASE LOPEZ

RIGHT-HANDED PITCHER

Sophomore | 3rd Yr. (1st Tech) | R/R | 5-10 | 195

Brock, TX | Brock HS | Weatherford JC

CAREER HIGHS

Innings pitched: 2.0, Kent State, Feb 27, 2022; Merrimack, Mar 05, 2022

Walks allowed: 1, Kent State, Feb 27, 2022; vs Mississippi State, Mar 09, 2022; Stephen F. Austin, Mar 30, 2022

Strikeouts: 3, Merrimack, Mar 05, 2022

PERSONAL: Born in Fort Worth, Texas... son of Jennifer Morris and Jason Lopez ... brother to Colby Fowler... University Studies major.

2022 Game-By-Game Stats

#39 Jase Lopez - 7 appearances (All games)

Date	Opponent	GS	IP	H	R	ER	BB	SO	2B	3B	HR	WP	BK	HBP	IBB	Score	W-L	Sv	ERA	NP
Feb 20	vs Arizona		0.1	0	0	0	0	1	0	0	0	0	0	0	0	2-13	0-0	0	0.00	3
Feb 27	KENT STATE-2		2.0	0	0	0	1	2	0	0	0	0	0	0	0	7-5	1-0	0	0.00	24
Mar 01	at Dallas Baptist		0.1	0	0	0	0	0	0	0	0	0	0	0	0	4-3	1-0	0	0.00	1
Mar 05	MERRIMACK-2		2.0	3	1	1	0	3	1	1	0	0	0	0	0	20-2	1-0	0	1.93	34
Mar 09	vs Mississippi Stat		0.1	1	0	0	1	0	0	0	0	0	0	0	0	7-2	1-0	0	1.80	10
Mar 27	TEXAS		0.2	4	3	3	0	0	1	1	0	0	0	0	0	1-12	1-0	0	6.35	15
Mar 30	STEPHEN F. AUS		0.1	3	4	4	1	0	1	0	0	1	0	1	0	13-5	1-0	0	12.00	28
Totals		0	6.0	11	8	8	3	6	3	2	0	1	0	1	0	54-42	1-0	0	12.00	-



40 BRANDON GIRTON

RIGHT-HANDED PITCHER
Sophomore | 2nd Yr. | R/R | 6-1 | 230
Gage, OK | Shattuck HS

CAREER HIGHS

Innings pitched: 4.0, Stephen F. Austin, Apr 13, 2021
Walks allowed: 3, at K-State, Apr 02, 2021 ; Baylor, Apr 25, 2021
Strikeouts: 5, vs Michigan, Feb 18, 2022
Batters faced: 16, Stephen F. Austin, Apr 13, 2021

PERSONAL: Born in Shattuck, Oklahoma ... son to Dusty and Tami Girton ... brother to Riley and McKayla Girton ... principal honor roll from 2016-2020 ... superintendent honor roll 2019-20 ... majoring in Sports Management.

2022 Game-By-Game Stats

#40 Brendan Girton - 9 appearances (All games)

Date	Opponent	GS	IP	H	R	ER	BB	SO	2B	3B	HR	WP	BK	HBP	IBB	Score	W-L	Sv	ERA	NP
Feb 18	vs Michigan		2.1	0	0	0	0	5	0	0	0	0	0	0	0	7-6	0-0	0	0.00	31
Feb 22	DALLAS BAPTIST		2.0	1	1	0	1	3	0	0	0	0	0	0	0	8-4	1-0	0	0.00	34
Feb 26	KENT STATE		2.1	2	2	2	1	3	1	0	0	0	0	0	0	10-7	2-0	0	2.70	35
Mar 01	at Dallas Baptist		1.2	2	1	1	2	1	1	0	0	0	1	0	0	4-3	2-0	0	3.24	44
Mar 05	MERRIMACK-1		1.0	0	0	0	0	2	0	0	0	0	0	0	0	21-5	2-0	0	2.89	9
Mar 09	vs Mississippi Stat		2.0	1	0	0	0	1	0	0	0	1	0	0	0	7-2	2-0	0	2.38	25
Mar 12	at Rice		1.1	1	2	2	2	1	1	0	0	0	0	0	0	3-2	2-0	0	3.55	32
Mar 16	NEW MEXICO		3.0	0	0	0	0	1	0	0	0	0	0	0	0	11-5	3-0	0	2.87	30
Mar 20	at IOWA		2.0	3	3	3	1	1	1	0	1	1	0	0	0	3-6	3-0	0	4.08	44
Totals		0	17.2	10	9	8	7	18	4	0	1	2	1	0	0	74-40	3-0	0	4.08	-

Career Stats

Year	era	w-l	app	gs	cg	sho	sv	ip	h	r	er	bb	so	2b	3b	hr	bf	bavg	wp	hbp	bk	sfa	sha
2021	4.74	2-0	18	2	0	0/1	1	24.2	21	15	13	19	23	3	0	1	121	.228	4	6	1	1	3
2022	4.08	3-0	9	0	0	0/0	0	17.2	10	9	8	7	18	4	0	1	71	.159	2	0	1	1	0
TOTAL	4.46	5-0	27	2	0	0/1	1	42.1	31	24	21	26	41	7	0	2	192	.200	6	6	2	2	3



41

SAM HUNT

OUTFIELD

RS Freshman | 2nd Yr. | L/L | 6-0 | 185

Flower Mound, TX | Marcus HS

CAREER HIGHS

Hits: 4, at Kansas, Apr 02, 2022

Doubles: 2, at Kansas, Apr 02, 2022 ; Stephen F. Austin, Mar 29, 2022

Total bases: 6, at Kansas, Apr 02, 2022

RBI: 4, at Kansas, Apr 02, 2022

Runs scored: 4, at Kansas, Apr 02, 2022

Walks: 2, at Kansas, Apr 02, 2022 ; vs Oklahoma, Apr 12, 2022

Hit by pitch: 1, Kansas State, Apr 09, 2022 ; Stephen F. Austin, Mar 30, 2022

PERSONAL: Born in Grapevine, Texas ... son to Wade and Kerri Hunt ... brother to Ryan and Andrew Hunt ... brother Ryan played at baseball at Midland Junior College and just transferred to UTSA ... majoring in Business Management.

2022 Game-By-Game Stats

#41 Sam Hunt - 19 games (All games)

Date	Opponent	Pos	AB	R	H	RBI	2B	3B	HR	BB	SB	CS	HBP	SAC	SF	GDP	K	PO	A	E	Avg
Mar 01	at Dallas Baptist	pr/of	0	0	0	0	0	0	0	0	0	0	0	0	0	0	0	0	0	0	.000
Mar 05	MERRIMACK-2	of	1	0	0	0	0	0	0	0	0	0	0	0	0	0	1	2	0	0	.000
Mar 15	NEW MEXICO	ph/of	2	1	1	3	0	0	0	0	0	0	0	0	1	0	0	1	0	0	.333
Mar 16	NEW MEXICO	pr/of	1	1	0	1	0	0	0	0	1	0	0	0	0	0	0	1	0	0	.250
Mar 20	at IOWA	ph	1	0	0	0	0	0	0	0	0	0	0	0	0	0	1	0	0	0	.200
Mar 26	TEXAS	pr/dh	0	0	0	0	0	0	0	0	0	0	0	0	0	0	0	0	0	0	.200
Mar 29	STEPHEN F. AUS	*of	5	1	2	3	2	0	0	0	0	0	0	0	0	0	1	3	0	0	.300
Mar 30	STEPHEN F. AUS	*of	3	1	2	0	0	0	0	0	0	0	1	0	0	0	0	7	0	0	.385
Apr 01	at Kansas	*of	4	0	1	0	0	0	0	0	0	0	0	0	0	0	1	4	0	0	.353
Apr 02	at Kansas	*of	5	4	4	4	2	0	0	2	0	0	0	0	0	0	0	1	0	0	.455
Apr 03	at Kansas	*of	3	0	0	0	0	0	0	0	0	0	0	0	0	0	3	2	0	0	.400
Apr 05	at Grand Canyon	*of	2	0	1	0	0	0	0	1	0	0	0	0	0	0	0	2	0	0	.407
Apr 06	at Grand Canyon	*of	4	0	1	0	0	0	0	0	0	0	0	0	0	0	2	3	0	0	.387
Apr 08	KANSAS STATE	*of	3	0	0	0	0	0	0	1	0	0	0	0	0	0	1	0	0	0	.353
Apr 09	KANSAS STATE	*of	3	0	0	1	0	0	0	1	0	0	1	0	0	0	1	2	0	0	.324
Apr 12	vs Oklahoma	*of	0	1	0	0	0	0	0	2	0	0	0	0	0	0	0	0	0	0	.324
Apr 14	at TCU	of	1	0	0	0	0	0	0	0	0	0	0	0	0	0	1	1	0	0	.316
Apr 15	at TCU	pr	0	0	0	0	0	0	0	0	0	0	0	0	0	0	0	0	0	0	.316
Apr 16	at TCU	*of	3	0	1	1	1	0	0	1	0	0	0	0	0	0	1	0	0	0	.317
Totals		11gs	41	9	13	13	5	0	0	8	1	0	2	0	1	0	13	29	0	0	.317

On base pct. .442 • Slugging pct. .439



42 KYLE ROBINSON

RIGHT-HANDED PITCHER

Freshman | 1st Yr. | R/R | 6-4 | 210

Vienna, VA | George C Marshall HS

CAREER HIGHS

Innings pitched: 1.2, at Rice, Mar 13, 2022

Walks allowed: 2, at IOWA, Mar 19, 2022

Strikeouts: 1, 4 times

Batters faced: 6, at Grand Canyon, Apr 06, 2022 ; at Rice, Mar 13, 2022 ; at IOWA, Mar 19, 2022

Personal: Born in Amery, Miss. ... son of Mark and Lynn Robinson ... brother of Nick and Emily Robinson ... Sport Management major.

2022 Game-By-Game Stats

#42 Kyle Robinson - 9 appearances (All games)

Date	Opponent	GS	IP	H	R	ER	BB	SO	2B	3B	HR	WP	BK	HBP	IBB	Score	W-L	Sv	ERA	NP
Feb 27	KENT STATE-2		0.1	1	1	1	0	0	0	0	1	0	0	0	0	7-5	0-0	0	27.00	7
Mar 04	MERRIMACK		1.0	0	0	0	0	1	0	0	0	0	0	1	0	17-1	0-0	0	6.75	9
Mar 06	MERRIMACK		1.0	1	0	0	0	1	0	0	0	0	0	0	0	12-4	0-0	0	3.86	6
Mar 13	at Rice		1.2	1	0	0	0	0	0	0	0	1	0	0	0	7-4	1-0	0	2.25	21
Mar 19	at IOWA		1.0	1	0	0	2	0	0	0	0	1	0	0	0	11-3	1-0	0	1.80	19
Mar 27	TEXAS		0.1	4	4	4	0	0	1	0	1	0	0	0	0	1-12	1-0	0	8.44	14
Apr 06	at Grand Canyon		1.0	2	1	1	1	1	0	0	0	0	0	0	0	7-8	1-0	0	8.53	20
Apr 12	vs Oklahoma		1.0	0	0	0	1	0	0	0	0	0	0	1	0	9-14	1-0	0	7.36	14
Apr 19	at New Mexico		1.0	1	0	0	0	1	1	0	0	0	0	0	0	10-11	1-0	0	6.48	16
Totals		0	8.1	11	6	6	4	4	2	0	2	2	0	2	0	81-62	1-0	0	6.48	-



44 BRANDON BECKEL

RIGHT-HANDED PITCHER

Sophomore | 2nd Yr. | R/R | 6-3 | 220

San Antonio, TX | Antonian College Prep HS

CAREER HIGHS

Innings pitched: 2.0, Merrimack, Mar 04, 2022 ; New Mexico, Mar 15, 2022 ; Stephen F. Austin, Mar 29, 2022
 Walks allowed: 2, 5 times
 Strikeouts: 4, New Mexico, Mar 15, 2022 ; Stephen F. Austin, Mar 29, 2022
 Batters faced: 9, Texas, Mar 26, 2022

PERSONAL: Born in San Antonio, Texas ... son to Jenine and Brad Beckel ... brother to Clayton Beckel ... academic All-State 2019-20 ... Finance major.

2022 Game-By-Game Stats**#44 Brandon Beckel - 11 appearances (All games)**

Date	Opponent	GS	IP	H	R	ER	BB	SO	2B	3B	HR	WP	BK	HBP	IBB	Score	W-L	Sv	ERA	NP
Feb 20	vs Arizona		0.1	2	2	2	0	0	1	0	0	0	0	0	0	2-13	0-0	0	54.00	8
Mar 04	MERRIMACK		2.0	0	0	0	0	2	0	0	0	0	0	0	0	17-1	0-0	0	7.71	19
Mar 06	MERRIMACK		1.0	1	0	0	0	0	1	0	0	0	0	0	0	12-4	0-0	0	5.40	14
Mar 15	NEW MEXICO		2.0	1	0	0	0	4	1	0	0	0	0	0	0	28-2	0-0	0	3.38	23
Mar 20	at IOWA		0.1	0	0	0	0	1	0	0	0	1	0	0	0	3-6	0-0	0	3.18	6
Mar 26	TEXAS		1.0	4	4	4	2	3	1	0	1	0	0	0	0	16-12	0-0	0	8.10	32
Mar 29	STEPHEN F. AUS		2.0	0	0	0	0	4	0	0	0	0	0	0	0	19-1	0-0	0	6.23	35
Apr 05	at Grand Canyon		1.0	2	3	3	2	0	1	0	0	1	0	0	0	4-9	0-0	0	8.38	25
Apr 12	vs Oklahoma		1.2	1	0	0	0	3	0	0	0	0	0	0	0	9-14	0-0	0	7.15	25
Apr 16	at TCU		1.0	1	1	1	1	3	0	1	0	1	0	0	0	3-11	0-0	0	7.30	23
Apr 19	at New Mexico		1.0	1	1	1	2	1	0	0	0	0	0	0	0	10-11	0-0	0	7.43	31
Totals		0	13.1	13	11	11	7	21	5	1	1	3	0	0	0	123-84	0-0	0	7.43	-

Career Stats

Year	era	w-l	app	gs	cq	sho	sv	ip	h	r	er	bb	so	2b	3b	hr	bf	bavg	wp	hbp	bk	sfa	sha
2021	16.20	0-0	5	0	0	0/0	0	3.1	6	6	6	5	6	3	0	0	20	.400	1	0	0	0	0
2022	7.43	0-0	11	0	0	0/0	0	13.1	13	11	11	7	21	5	1	1	62	.236	3	0	0	0	0
TOTAL	9.18	0-0	16	0	0	0/0	0	16.2	19	17	17	12	27	8	1	1	82	.271	4	0	0	0	0



45 DEREK BRIDGES

LEFT-HANDED PITCHER
Sophomore | 2nd Yr. | L/L | 6-1 | 235
Duncan, OK | Duncan HS

CAREER HIGHS

Innings pitched: 1.2, Stanford, Jun 11, 2021 ; Kent State, Feb 27, 2022 ; vs Mississippi State, Mar 09, 2022
Walks allowed: 2, vs Arizona, Feb 20, 2022
Strikeouts: 3, Kent State, Feb 27, 2022 ; at Dallas Baptist, Mar 01, 2022
Batters faced: 7, Stanford, Jun 11, 2021

PERSONAL: Born in Enid, Oklahoma ... son of Darren and Jana Bridges ... brother to Kelsey and Bethany ... Accounting major.


2022 Game-By-Game Stats

#45 Derek Bridges - 17 appearances (All games)

Date	Opponent	GS	IP	H	R	ER	BB	SO	2B	3B	HR	WP	BK	HBP	IBB	Score	W-L	Sv	ERA	NP
Feb 18	vs Michigan		0.1	0	0	0	0	0	0	0	0	0	0	0	0	7-6	0-0	0	0.00	1
Feb 20	vs Arizona		0.1	0	0	0	2	1	0	0	0	1	0	1	0	2-13	0-0	0	0.00	16
Feb 27	KENT STATE-2		1.2	0	0	0	1	3	0	0	0	1	0	0	0	7-5	0-0	0	0.00	24
Mar 01	at Dallas Baptist		1.0	1	0	0	0	3	0	0	0	0	0	0	0	4-3	0-0	0	0.00	21
Mar 06	MERRIMACK		0.1	1	0	0	0	0	1	0	0	0	0	0	0	12-4	0-0	0	0.00	6
Mar 08	vs Mississippi Stat		1.0	0	0	0	0	2	0	0	0	0	0	0	0	5-9	0-0	0	0.00	11
Mar 09	vs Mississippi Stat		1.2	0	0	0	1	1	0	0	0	0	0	0	0	7-2	0-0	0	0.00	30
Mar 12	at Rice		0.1	1	0	0	0	1	0	0	0	0	0	0	0	3-2	0-0	0	0.00	7
Mar 16	NEW MEXICO		0.2	1	0	0	0	0	1	0	0	0	0	0	0	11-5	0-0	0	0.00	5
Mar 20	at IOWA		0.2	1	1	0	0	0	0	0	0	0	0	0	0	3-6	0-0	0	0.00	10
Mar 22	CALIFORNIA BAP		0.2	0	0	0	0	0	0	0	0	0	0	0	0	6-3	0-0	0	0.00	7
Mar 25	TEXAS		1.0	0	0	0	0	0	0	0	0	0	0	0	0	5-4	0-0	0	0.00	17
Mar 26	TEXAS		0.2	2	0	0	0	0	1	0	0	0	0	0	0	16-12	1-0	0	0.00	12
Apr 05	at Grand Canyon		1.0	1	1	0	1	0	0	0	0	0	0	0	0	4-9	1-0	0	0.00	16
Apr 08	KANSAS STATE		1.0	0	0	0	0	0	0	0	0	0	0	0	0	6-3	1-0	0	0.00	6
Apr 12	vs Oklahoma		0.1	4	2	2	1	1	0	0	0	1	0	0	1	9-14	1-0	0	1.42	15
Apr 16	at TCU		0.1	1	0	0	0	1	1	0	0	0	0	0	0	3-11	1-0	0	1.38	9
Totals		0	13.0	13	4	2	6	13	4	0	0	3	0	1	1	110-11	1-0	0	1.38	-

Career Stats

Year	era	w-l	app	gs	cg	sho	sv	ip	h	r	er	bb	so	2b	3b	hr	bf	bavg	wp	hbp	bk	sfa	sha
2021	3.97	0-0	19	0	0	0/2	1	11.1	12	7	5	0	11	1	1	2	48	.273	0	3	0	1	0
2022	1.38	1-0	17	0	0	0/0	0	13.0	13	4	2	6	13	4	0	0	57	.265	3	1	0	0	1
TOTAL	2.59	1-0	36	0	0	0/2	1	24.1	25	11	7	6	24	5	1	2	105	.269	3	4	0	1	1



48 BRANDON BIRDSSELL

RIGHT-HANDED PITCHER

Junior | 4th Yr. (2nd at Tech) | R/R | 6-2 | 240

Willis, TX | Willis HS | San Jacinto CC

CAREER HIGHS

Innings pitched: 7.0, Oklahoma State, Mar 19, 2021

Walks allowed: 4, vs Auburn, Feb 19, 2022

Strikeouts: 15, at Rice, Mar 12, 2022

Batters faced: 25, Texas, Mar 26, 2022

PERSONAL: Born in Willis, Texas ... son to Doug and Rhina

Birdsell ... brother to Johnny, Dylan and Lauren Birdsell ...

University Studies major.

2022 Game-By-Game Stats**#48 Brandon Birdsell - 9 appearances (All games)**

Date	Opponent	GS	IP	H	R	ER	BB	SO	2B	3B	HR	WP	BK	HBP	IBB	Score	W-L	Sv	ERA	NP
Feb 19	vs Auburn	*	4.0	1	2	2	4	4	0	0	0	1	0	0	0	1-2	0-1	0	4.50	76
Feb 27	KENT STATE-1	*	5.0	4	1	1	1	7	1	0	0	3	0	1	0	8-1	1-1	0	3.00	88
Mar 05	MERRIMACK-1	*	5.0	5	1	1	1	8	1	0	0	1	0	0	0	21-5	2-1	0	2.57	80
Mar 12	at Rice	*	6.0	0	0	0	0	15	0	0	0	2	0	0	0	3-2	2-1	0	1.80	90
Mar 19	at IOWA	*	5.0	5	2	1	2	9	0	0	0	0	0	1	0	11-3	3-1	0	1.80	87
Mar 26	TEXAS	*	5.0	10	4	4	0	7	2	0	3	1	1	0	0	16-12	3-1	0	2.70	89
Apr 02	at Kansas	*	5.0	0	0	0	2	8	0	0	0	0	0	3	0	28-2	4-1	0	2.31	65
Apr 09	KANSAS STATE	*	6.0	1	0	0	3	12	0	0	0	0	0	0	0	14-0	5-1	0	1.98	97
Apr 15	at TCU	*	5.0	7	4	4	3	3	2	0	0	1	0	0	0	3-4	5-2	0	2.54	97
Totals		9	46.0	33	14	13	16	73	6	0	3	9	1	5	0	105-31	5-2	0	2.54	-

Career Stats

Year	era	w-l	app	gs	cq	sho	sv	ip	h	r	er	bb	so	2b	3b	hr	bf	bavg	wp	hbp	bk	sfa	sha
2021	3.06	4-1	8	7	0	0/0	0	35.1	27	13	12	9	36	2	0	4	142	.216	4	5	0	1	1
2022	2.54	5-2	9	9	0	0/1	0	46.0	33	14	13	16	73	6	0	3	190	.198	9	5	1	1	1
TOTAL	2.77	9-3	17	16	0	0/1	0	81.1	60	27	25	25	109	8	0	7	332	.205	13	10	1	2	2



49 COLIN CLARK

LEFT-HANDED PITCHER

Senior | 5th Yr. (1st at Tech) | L/L | 6-2 | 205

Circleville, OH | Logan Elm HS | Youngstown State

CAREER HIGHS

Innings pitched: 3.0, Kansas State, Apr 09, 2022 ;
 Stephen F. Austin, Mar 29, 2022
 Walks allowed: 2, Kansas State, Apr 09, 2022
 Strikeouts: 4, Kent State, Feb 27, 2022
 Batters faced: 12, Kansas State, Apr 09, 2022
 Field chances: 1, 4 times
 Putouts: 1, Kent State, Feb 27, 2022
 Assists: 1, at Rice, Mar 13, 2022 ; Stephen F. Austin, Mar 29, 2022

PERSONAL: Parents are Jerry Clark and Lori Pritchard ... has a sister (Alyvia) and a brother (Cole) ... major at Youngstown was business administration ... recipient of the 2020-21 Wally Bell Memorial Scholarship ... sister Alyvia ran track at Loyola Chicago ... graduate student pursuing a MS in Sport Management.

2022 Game-By-Game Stats

#49 Colin Clark - 12 appearances (All games)

Date	Opponent	GS	IP	H	R	ER	BB	SO	2B	3B	HR	WP	BK	HBP	IBB	Score	W-L	Sv	ERA	NP
Feb 18	vs Michigan		0.2	2	1	1	0	0	1	0	0	0	0	0	0	7-6	0-0	0	13.50	19
Feb 27	KENT STATE-1		2.1	1	0	0	1	4	0	0	0	0	0	1	0	8-1	0-0	0	3.00	42
Mar 05	MERRIMACK-2		1.0	0	0	0	1	1	0	0	0	0	0	0	0	20-2	0-0	0	2.25	21
Mar 09	vs Mississippi Stat		1.0	1	2	2	1	2	1	0	0	0	0	0	0	7-2	0-0	0	5.40	25
Mar 13	at Rice		2.0	0	0	0	0	1	0	0	0	0	0	0	0	7-4	0-0	0	3.86	24
Mar 25	TEXAS		1.0	2	1	1	0	1	0	0	1	0	0	0	0	5-4	0-0	0	4.50	22
Mar 29	STEPHEN F. AUS		3.0	1	0	0	0	3	0	0	0	0	0	0	0	19-1	0-0	0	3.27	37
Apr 02	at Kansas		2.0	2	1	0	0	1	0	0	0	0	0	0	0	28-2	0-0	0	2.77	22
Apr 06	at Grand Canyon		2.0	2	2	2	0	1	0	0	1	0	0	0	0	7-8	0-0	0	3.60	29
Apr 09	KANSAS STATE		3.0	2	0	0	2	1	0	0	0	0	0	0	0	14-0	0-0	1	3.00	37
Apr 14	at TCU		0.1	2	2	2	1	0	0	0	0	0	0	0	0	4-7	0-1	1	3.93	18
Apr 19	at New Mexico		1.0	5	3	3	0	1	2	0	1	0	0	0	0	10-11	0-1	1	5.12	27
Totals		0	19.1	20	12	11	6	16	4	0	3	0	0	1	0	136-48	0-1	1	5.12	-



52

JOSH SANDERS

RIGHT-HANDED PITCHER

Sophomore | 2nd Yr. | R/R | 6-3 | 180

Yukon, OK | Yukon HS

CAREER HIGHS

Innings pitched: 4.0, at Rice, Mar 11, 2022

Walks allowed: 2, Baylor, Apr 25, 2021

Strikeouts: 5, at Rice, Mar 11, 2022

Batters faced: 14, at Rice, Mar 11, 2022

PERSONAL: Born in Yukon, Oklahoma ... son to Theresa

Hall and Bill Sanders ... brother to Kelsey Sanders ...

majoring in Kinesiology.

2022 Game-By-Game Stats

#52 Josh Sanders - 12 appearances (All games)

Date	Opponent	GS	IP	H	R	ER	BB	SO	2B	3B	HR	WP	BK	HBP	IBB	Score	W-L	Sv	ERA	NP
Feb 18	vs Michigan		1.0	3	1	1	0	1	0	0	0	0	0	0	0	7-6	0-0	0	9.00	29
Feb 27	KENT STATE-2		1.0	3	3	3	0	1	0	0	0	0	0	1	0	7-5	0-0	0	18.00	18
Mar 06	MERRIMACK		1.2	2	2	1	1	2	0	0	0	1	0	0	0	12-4	0-0	0	12.27	36
Mar 11	at Rice		4.0	1	0	0	1	5	0	0	0	0	0	0	0	10-1	0-0	1	5.87	50
Mar 16	NEW MEXICO		2.0	1	1	1	0	2	0	1	0	0	0	0	0	11-5	0-0	1	5.59	34
Mar 22	CALIFORNIA BAP		1.1	0	0	0	1	2	0	0	0	0	0	0	0	6-3	0-0	1	4.91	21
Mar 25	TEXAS		2.0	1	0	0	0	3	1	0	0	0	0	0	0	5-4	1-0	1	4.15	31
Mar 27	TEXAS		1.1	4	2	2	0	2	1	0	0	0	0	0	0	1-12	1-0	1	5.02	21
Apr 03	at Kansas		1.0	2	1	1	0	0	0	0	0	0	0	0	0	5-8	1-0	1	5.28	19
Apr 10	KANSAS STATE		2.0	2	0	0	1	3	0	0	0	0	0	0	1	7-6	1-0	1	4.67	27
Apr 12	vs Oklahoma		0.2	2	2	2	0	0	0	0	1	0	0	0	0	9-14	1-0	1	5.50	13
Apr 19	at New Mexico		2.0	5	2	2	0	1	0	0	1	0	0	0	0	10-11	1-0	1	5.85	37
Totals		0	20.0	26	14	13	4	22	2	1	2	1	0	1	1	90-79	1-0	1	5.85	-

Career Stats

Year	era	w-l	app	gs	cq	sho	sv	ip	h	r	er	bb	so	2b	3b	hr	bf	bavg	wp	hbp	bk	sfa	sha
2021	2.89	0-0	8	0	0	0/0	0	9.1	10	4	3	4	10	4	0	0	42	.286	3	1	0	1	1
2022	5.85	1-0	12	0	0	0/0	1	20.0	26	14	13	4	22	2	1	2	90	.310	1	1	0	1	0
TOTAL	4.91	1-0	20	0	0	0/0	1	29.1	36	18	16	8	32	6	1	2	132	.303	4	2	0	2	1



TV/RADIO ROSTER



DILLON CARTER
So. | 3rd Yr. | OF | L/R
Flower Mound, TX
Argyle HS



JACE JUNG
So. | 3rd Yr. | INF | L/R
San Antonio, TX
MacArthur HS



LAUDEN BROOKS
Fr. | 1st Yr. | INF | R/R
Mount Carmel, OH
McNicholas HS




KEVIN BAZZELL
Fr. | 1st Yr. | C | R/R
Rockwall, TX
Rockwall HS



HUDSON WHITE
Fr. | 1st Yr. | C/INF | R/R
Keller, TX
Byron Nelson HS



CODY MASTERS
Sr. | 5th Yr. | OF | L/L
Coppell, TX
Coppell HS



KURT WILSON
Sr. | 5th Yr. | UT/L/RHP | R/R
Arlington, TX
Martin HS



ZAC VOOLETICH
Jr. | 4th Yr. | INF/OF | R/R
San Antonio, TX
TR - Navarro JC



TY COLEMAN
Jr. | 4th Yr. | INF/OF | L/R
Midland, TX
TR - Texas A&M



ANDREW DEVINE
So. | 3rd Yr. | RHP | R/R
Simi Valley, CA
Simi Valley HS



TREYER CONLEY
Fr. | 1st Yr. | C | L/R
Mount Carmel, OH
West Clermont HS



COOPER SWANSON
Sr. | 5th Yr. | OF | R/R
Fort Myers, FL
TR - Florida St.



PARKER KELLY
Sr. | 5th Yr. | INF | R/R
Wichita Falls, TX
Rider HS



HAYDE KEY
So. | 2nd Yr. | RHP | L/R
Missouri City, TX
Ridge Point HS



DREW REYNOLDS
Fr. | 1st Yr. | C/INF | L/R
Chehalis, WA
W.F. West HS



COLE STILLWELL
Jr. | 4th Yr. | C/INF | R/R
Rockwall, TX
Heath HS



EASTON MURRELL
Sr. | 5th Yr. | INF/OF | L/R
Prosper, TX
TR - Arkansas



DALTON PORTER
So. | 2nd Yr. | OF | L/L
Leander, TX
TR - Texas




MASON MOLINA
Fr. | 1st Yr. | LHP | R/L
Rancho Santa Margarita, CA
Trabuco Hills HS



OWEN WASHBURN
Fr. | 1st Yr. | RHP/OF | L/R
Webster, WI
Webster HS



CHASE HAMPTON
So. | 2nd Yr. | RHP | R/R
Kilgore, TX
Kilgore HS



JAMIE HITT
RFR. | 2nd Yr. | LHP | L/L
Magnolia, TX
Concordia Lutheran HS



BO BLESSIE
Jr. | 4th Yr. | RHP | R/R
Midland, TX
TR - Midland College



AUSTIN BECKER
R-So. | 4th Yr. | RHP | R/R
Sunbury, Ohio
TR - Vanderbilt



TRENDAN PARISH
Fr. | 1st Yr. | RHP | R/R
Poolville, TX
Southwest Christian HS



RYAN BROME
Fr. | 1st Yr. | INF/OF | L/R
Katy, TX
Katy HS



ANDREW MORRIS
Jr. | 4th Yr. | RHP | R/R
Boulder, CO
TR - Colorado Mesa



GARRETT CROWLEY
Jr. | 4th Yr. | LHP | L/L
Queens, NY
TR - Fordham



SHAY HARTIS
So. | 3rd Yr. | RHP | R/R
The Colony, TX
TR - Grayson College



TYLER HAMILTON
So. | 3rd Yr. | RHP | R/R
Dallas, TX
Parish Episcopal School



JASE LOPEZ
So. | 3rd Yr. | RHP | R/R
Brock, TX
TR - Weatherford JC



BRENDAN GIRTTON
So. | 2nd Yr. | RHP | R/R
Gage, OK
Shattuck HS




SAM HUNT
R-Fr. | 2nd Yr. | OF | L/L
Flower Mound, TX
Marcus HS



KYLE ROBINSON
Fr. | 1st Yr. | LHP | R/R
Vienna, VA
George C Marshall HS



BRENDAN LYSIK
Fr. | 1st Yr. | LHP | L/L
Waldwick, NJ
St. Joseph Regional HS



BRANDON BECKEL
So. | 2nd Yr. | RHP | R/R
San Antonio, TX
Antonian College Prep




DEREK BRIDGES
So. | 2nd Yr. | LHP | L/L
Duncan, OK
Duncan HS



BRANDON BIRDSSELL
Jr. | 4th Yr. | RHP | R/R
Willis, TX
TR - San Jacinto CC



COLIN CLARK
Sr. | 5th Yr. | LHP | L/L
Circleville, OH
TR - Youngstown State



JOSH SANDERS
So. | 2nd Yr. | RHP | R/R
Yukon, OK
Yukon HS



TIM TADLOCK
Head Coach
10th Season



J-BOB THOMAS
Asst. Coach
10th Season



MATT GARDNER
Asst. Coach
9th Season



ERIC GUTIERREZ
Volunteer Asst.
4th Season



RAY HAYWARD
Special Asst.
10th Season



JOE HUGHES
Dir. of Operations
10th Season