



TEXAS TECH BASEBALL

CWS (2014, 2016, 2018, 2019) | BIG 12 TITLES (1997, 1998, 2016, 2017, 2018)

SCHEDULE / RESULTS

Overall: 18-4 | Big 12: 0-0 | H: 11-0 | A: 5-1 | N: 2-3

FEBRUARY

| | | | |
|---------|------------------|-------------|---------|
| Fri. 18 | vs. Michigan* | FloBaseball | W, 7-6 |
| Sat. 19 | vs. Auburn* | FloBaseball | L, 2-1 |
| Sun. 20 | vs. Arizona* | FloBaseball | L, 13-2 |
| Tue. 22 | Dallas Baptist | ESPN+ | W, 8-4 |
| Sat. 26 | Kent State | ESPN+ | W, 10-7 |
| Sun. 27 | Kent State - DH1 | ESPN+ | W, 8-1 |
| Sun. 27 | Kent State - DH2 | ESPN+ | W, 7-5 |

MARCH

| | | | |
|---------|-----------------------|----------|-------------|
| Tue. 1 | at Dallas Baptist | Bally SW | W, 4-3 (10) |
| Fri. 4 | Merrimack | ESPN+ | W, 17-1 |
| Sat. 5 | Merrimack - DH1 | ESPN+ | W, 21-5 |
| Sat. 5 | Merrimack - DH2 | ESPN+ | W, 20-2 |
| Sun. 6 | Merrimack | ESPN+ | W, 12-4 |
| Tue. 8 | vs. Mississippi State | SECN+ | L, 11-5 |
| Wed. 9 | vs. Mississippi State | SECN+ | W, 7-2 |
| Fri. 11 | at Rice | C-USA.tv | W, 10-1 |
| Sat. 12 | at Rice | C-USA.tv | W, 3-2 |
| Sun. 13 | at Rice | C-USA.tv | W, 7-4 |
| Tue. 15 | New Mexico | ESPN+ | W, 28-2 |
| Wed. 16 | New Mexico | ESPN+ | W, 11-5 |
| Fri. 18 | at Iowa | BIG10+ | canceled |
| Sat. 19 | at Iowa | BIG10+ | W, 11-3 |
| Sun. 20 | at Iowa | BIG10+ | L, 6-3 |
| Tue. 22 | Cal Baptist | ESPN+ | W, 6-3 |
| Fri. 25 | Texas (Big 12) | ESPN+ | 6:30 p.m. |
| Sat. 26 | Texas (Big 12) | ESPN+ | 2 p.m. |
| Sun. 27 | Texas (Big 12) | ESPN+ | 2 p.m. |
| Tue. 29 | Stephen F. Austin | ESPN+ | 6:30 p.m. |
| Wed. 30 | Stephen F. Austin | ESPN+ | 1 p.m. |

APRIL

| | | | |
|---------|------------------------|-------|-----------|
| Fri. 1 | at Kansas (Big 12) | ESPN+ | 6 p.m. |
| Sat. 2 | at Kansas (Big 12) | ESPN+ | 2 p.m. |
| Sun. 3 | at Kansas (Big 12) | ESPN+ | 1 p.m. |
| Tue. 5 | at Grand Canyon | -- | 6 p.m. |
| Wed. 6 | at Grand Canyon | -- | 2 p.m. |
| Fri. 8 | Kansas State (Big 12) | ESPN+ | 6:30 p.m. |
| Sat. 9 | Kansas State (Big 12) | ESPN+ | 2 p.m. |
| Sun. 10 | Kansas State (Big 12) | ESPN+ | 1 p.m. |
| Tue. 12 | vs. Oklahoma# | -- | 6 p.m. |
| Thu. 14 | at TCU (Big 12) | ESPN+ | 6 p.m. |
| Fri. 15 | at TCU (Big 12) | ESPN+ | 6 p.m. |
| Sat. 16 | at TCU (Big 12) | ESPN+ | 2 p.m. |
| Mon. 18 | at New Mexico | -- | 6:30 p.m. |
| Tue. 19 | at New Mexico | -- | 1 p.m. |
| Fri. 22 | West Virginia (Big 12) | ESPN+ | 6:30 p.m. |
| Sat. 23 | West Virginia (Big 12) | ESPN+ | 2 p.m. |
| Sun. 24 | West Virginia (Big 12) | ESPN+ | 1 p.m. |
| Tue. 26 | Abilene Christian | ESPN+ | 6:30 p.m. |
| Fri. 29 | at Baylor (Big 12) | ESPN+ | 6:30 p.m. |
| Sat. 30 | at Baylor (Big 12) | ESPN+ | 2 p.m. |

MAY

| | | | |
|---------|----------------------------|-------|-----------|
| Sun. 1 | at Baylor (Big 12) | ESPN+ | 1 p.m. |
| Tue. 3 | at Abilene Christian | -- | TBA |
| Fri. 13 | at Oklahoma State (Big 12) | ESPN+ | TBA |
| Sat. 14 | at Oklahoma State (Big 12) | ESPN+ | TBA |
| Sun. 15 | at Oklahoma State (Big 12) | ESPN+ | TBA |
| Thu. 19 | Oklahoma (Big 12) | ESPN+ | 6:30 p.m. |
| Fri. 20 | Oklahoma (Big 12) | ESPN+ | 6:30 p.m. |
| Sat. 21 | Oklahoma (Big 12) | ESPN+ | 2 p.m. |

Wednesday-Sunday, May 25-29
Phillips 66 Big 12 Championship (Arlington, Texas/Globe Life Field)

Friday-Monday, June 3-6
NCAA Regionals (Campus Sites)

Friday-Monday, June 10-13
NCAA Super Regionals (Campus Sites)

Friday-Monday, June 17-27
NCAA College World Series (Omaha, Neb./Charles Schwab Field)

All times central, subject to change

* Big 12 game / * College Baseball Showdown / # HODGETOWN (Amarillo, TX)

COACHING STAFF

| | | |
|----|-----------------|---|
| 6 | Tim Tadlock | Head Coach (10th Season) |
| 19 | J-Bob Thomas | Asst. Coach/3rd Base (10th Season) |
| 50 | Matt Gardner | Asst. Coach (9th Season) |
| 12 | Eric Gutierrez | V. Asst. Coach/1st Base (4th Season) |
| | Joe Hughes | Director of Operations (10th Season) |
| | Ray Hayward | Special Assistant (10th Season) |
| | Bryan Simpson | Athletic Trainer |
| | Tory Stephens | Strength & Conditioning |
| | Shishir Bhakta | Equipment Manager |
| | Lyndee Kiesling | Dir. of Player Development/Support Services |

Texas Tech Game Notes / Game 23-25

| Dates | Time (CT) | TV | PxP | Analyst | Radio | PxP | Analyst |
|----------|-----------|---------------------|-------------|----------------|--------------------|------------|----------------|
| March 25 | 6:30 p.m. | Big 12 Now on ESPN+ | John Harris | Mike Gustafson | TTU Sports Network | Jamie Lent | Cameron Warren |
| March 26 | 2 p.m. | Big 12 Now on ESPN+ | John Harris | Mike Gustafson | TTU Sports Network | Jamie Lent | Cameron Warren |
| March 27 | 2 p.m. | Big 12 Now on ESPN+ | John Harris | Mike Gustafson | TTU Sports Network | Jamie Lent | Cameron Warren |



TEXAS TECH RED RAIDERS

Head Coach _____ Tim Tadlock
Record _____ 18-4 Overall • 0-0 Big 12
Home/Away/Neutral _____ 11-0 / 5-1 / 2-3
Rankings: _____ D1: 16 • BA: 23 • NCBWA: 11
_____ CB: 16 • Coaches: 11 • PG: 11
Team Leaders
B Avg. (min. 60 AB) _____ Jace Jung (.388)
RBI _____ Parker Kelly (27)
ERA (min. 20.0 IP) _____ Brandon Birdsell (1.80)



TEXAS LONGHORNS

Head Coach _____ David Pierce
Record _____ 18-5 Overall • 0-0 Big 12
Home/Away/Neutral _____ 10-1 / 6-3 / 2-1
Rankings: _____ D1: 2 • BA: 3 • NCBWA: 4
_____ CB: 4 • Coaches: 3 • PG: 3
Team Leaders
B Avg. (min. 60 AB) _____ Murphy Stehly (.443)
RBI _____ Ivan Melendez (34)
ERA (min. 20.0 IP) _____ Tristan Stevens (1.17)

| Date | Texas Tech Projected Starters | Texas Projected Starters |
|--------------------|--------------------------------------|-------------------------------------|
| Friday, March 25 | RHP Andrew Morris (4.84 ERA, 2-0) | LHP Pete Hansen (2.57 ERA, 4-0) |
| Saturday, March 26 | RHP Brandon Birdsell (1.80 ERA, 3-1) | RHP Tristan Stevens (1.17 ERA, 4-1) |
| Sunday, March 27 | LHP Mason Molina (2.70 ERA, 1-2) | LHP Lucas Gordon (1.61 ERA, 1-1) |

Projected Texas Tech Lineup (based on prev. game)

| Pos. | # | Name | CL | B/T | Ht./Wt. | Avg. | R | H | 2B | HR | RBI | BB | Notes |
|------|----|----------------|-----|-----|----------|------|----|----|----|----|-----|----|--|
| LF | 19 | Easton Murrell | Sr. | L/R | 6-0/210 | .421 | 9 | 8 | 0 | 1 | 3 | 9 | .656 on-base % in 10 gms played |
| 1B | 18 | Cole Stilwell | Jr. | R/R | 6-1/215 | .270 | 23 | 24 | 4 | 2 | 17 | 14 | Team-lead 19 game on-base streak |
| 2B | 2 | Jace Jung | So. | L/R | 6-0/205 | .388 | 24 | 31 | 7 | 4 | 21 | 23 | Zero strikeouts in last five gms |
| DH | 10 | Ty Coleman | Jr. | R/R | 5-8/190 | .350 | 12 | 21 | 6 | 4 | 20 | 5 | Team-lead 13-game hitting streak |
| SS | 8 | Kurt Wilson | Sr. | R/R | 6-2/210 | .305 | 23 | 25 | 3 | 2 | 21 | 16 | 17 game on-base strk snapped last time out |
| RF | 25 | Owen Washburn | Fr. | L/R | 6-0/205 | .355 | 21 | 27 | 4 | 2 | 19 | 17 | Tied w/ Kelly & Jung - each w/ 7 multi-RBI gms |
| C | 5 | Hudson White | Fr. | R/R | 5-11/195 | .227 | 16 | 17 | 5 | 1 | 13 | 13 | Actively splitting time between C/1B |
| CF | 1 | Dillon Carter | So. | L/R | 6-0/210 | .183 | 23 | 13 | 2 | 2 | 11 | 18 | Batting .324 in 11 home gms |
| 3B | 15 | Parker Kelly | Sr. | R/R | 6-3/220 | .319 | 19 | 23 | 3 | 6 | 27 | 11 | Three Grand Slams (March 5-9) |

Headlines in 1-2-3

* Big 12 play has arrived for No. 16 Texas Tech, and it kicks off at home versus No. 2 Texas. After two-straight meetings in the series in Austin, it will be the Red Raiders' first time to host the Longhorns since 2018 due to COVID-19 halting the conference schedule in 2020. This will be the first time since 2006 the Big 12 schedule has opened with Texas visiting Lubbock. Since 2006, the Red Raiders were scheduled to open Big 12 play in Austin in 2013, 2017 & 2019.

* Friday's meeting will be the 169th all-time meeting between Texas Tech and Texas. Since the Tim Tadlock era started in 2013, the series between the two programs is knotted, 13-13. But Tech has yet to win a home series in three tries going 1-2 in 2014, 2016 & 2018. Tech will lean on its home-field advantage that's been historically good to them to change that, where it is 227-59 since 2013. Tech is 11-0 at home in 2022. Looking further back, the Red Raiders and Longhorns have met every year since 1968 until the 2020 COVID-shortened season. Texas holds a 117-51 all-time advantage in the series, including a 53-23 advantage in Lubbock.



* A look back at the Big 12 preseason poll before the conference season starts: Texas Tech, now 18-4 six weeks into the season, was voted third in the 2022 Big 12 Baseball Preseason Poll. Positioned No. 3, the Red Raiders face their first uphill fight after four-straight seasons (2018-2021) being pegged the preseason favorite. The last time Tech was not picked preseason No. 1, they were slotted third in 2017, the Red Raiders won the Big 12 regular season title and hosted a regional as the No. 5 national seed in 2017. Texas took the top spot in 2022, its first time being atop the preseason league poll since 2010.

Big 12 Standings (last updated AM of Thu. 3/24)

| SCHOOL | BIG 12 | C-PCT. | HOME | AWAY | N. | STK. | OVR. | PCT. | HOME | AWAY | N. | STK. |
|----------------|--------|--------|------|------|-----|------|------|------|------|------|-----|------|
| TCU | 2-1 | .667 | 0-0 | 2-1 | 0-0 | L1 | 15-5 | .750 | 6-0 | 4-4 | 5-1 | W1 |
| Baylor | 1-2 | .333 | 1-2 | 0-0 | 0-0 | W1 | 11-9 | .550 | 7-7 | 2-1 | 2-1 | W2 |
| Texas Tech | 0-0 | .000 | 0-0 | 0-0 | 0-0 | | 18-4 | .818 | 11-0 | 5-1 | 2-3 | W1 |
| Texas | 0-0 | .000 | 0-0 | 0-0 | 0-0 | | 18-5 | .783 | 10-1 | 6-3 | 2-1 | W5 |
| Oklahoma State | 0-0 | .000 | 0-0 | 0-0 | 0-0 | | 15-6 | .714 | 8-3 | 5-1 | 2-2 | W8 |
| Oklahoma | 0-0 | .000 | 0-0 | 0-0 | 0-0 | | 12-7 | .632 | 10-3 | 0-0 | 2-4 | L1 |
| Kansas State | 0-0 | .000 | 0-0 | 0-0 | 0-0 | | 11-8 | .579 | 7-1 | 4-4 | 0-3 | L1 |
| West Virginia | 0-0 | .000 | 0-0 | 0-0 | 0-0 | | 10-8 | .556 | 3-1 | 3-5 | 4-2 | L1 |
| Kansas | 0-0 | .000 | 0-0 | 0-0 | 0-0 | | 8-10 | .444 | 0-1 | 4-5 | 4-4 | L1 |



Media Information

The Texas Tech Athletics Communications office is here to serve the media throughout the 2022 Red Raider Baseball season. Media members in need of assistance can contact Matt Burkholder in the Athletics Communications office at matt.burkholder@ttu.edu.

MEDIA CREDENTIALS

Media members covering the Texas Tech baseball program at Dan Law Field at Rip Griffin Park during the 2022 season must be issued a working credential from the Texas Tech Athletics Communications office. All requests for media credentials must be made via e-mail to Matt Burkholder.

VIDEO HIGHLIGHTS/NEWS CONFERENCES

Video from news conferences and games will be available to the media via FTP. Broadcast quality video footage (game highlights, post-practice interviews, post-game interviews, etc) are available at www.ttumedia.com. Please contact the athletics communications office for login instructions.

POSTGAME INTERVIEWS

Texas Tech players and head coach Tim Tadlock will be available to the media following a brief cooling down period. All Texas Tech Athletics postgame interviews are to be conducted inside the club level suite deck on the first base side of Rip Griffin Park.

PRESS BOX SERVICES

A complete NCAA box score and pertinent game facts will be distributed to members of the working media following the conclusion of the game. Game notes, statistics, lineups, and rosters are provided prior to first pitch.

FOLLOW THE RED RAIDERS

Texas Tech fans can follow the Red Raiders all season on Twitter (@TTU_Baseball) as well as Facebook, Instagram, and the official website of Texas Tech Athletics, www.TexasTech.com. All Red Raider home games not picked up for national television will be streamed on Big 12 Now on ESPN+.

PRACTICES

Please contact Matt Burkholder if you would like to attend practice. Practices normally begin around 2:30 p.m. and end around 5 p.m. during the week. All field-level areas are closed to the media.

USE OF AUDIO/VIDEO

Any media entity collecting any sort of "video or audio materials" (film, traditional video or audio, digital video or audio, photos, etc.) from Texas Tech University Athletics game events or press conference/media events may use that material only for traditional television newscasts, Web-based or print coverage, or other electronic transmission as approved by the University in writing, with a limitation of up to three (3) minutes in length from any single event. Such media entity may not offer any live video, audio or other coverage of the event without the advance, written permission of Texas Tech University Athletics.

This policy includes all games, matches and events involving any of Texas Tech's athletic programs. It includes all media events -- press conferences, pre/post-practice interviews and pre/post-game interviews. An exception would be a one-on-one interview arranged through the Texas Tech Athletics Communications office with a Texas Tech, coach, athlete or administrator.

Notes

SCOUTING - TEXAS

- Texas is ranked No. 2 in the D1 Baseball rankings and 18-5 on the season and 6-3 when on the road. The Longhorns had a midweek game against Central Arkansas (W, 7-2) on March 22 after sweeping Incarnate Word the weekend before.
- Texas is coming off a four-game homestand and a five-game win streak after losing to South Carolina in a doubleheader (4-2, 9-4) on March 12 and College of Charleston (8-4) on March 15 in Charleston.
- The three-game series against Texas Tech kicks off Texas' Big 12 conference action for Texas just as it does for Texas Tech.
- Texas had two players consecutively named the Big 12 Player of the Week, infielder Murphy Stehly (March 21) and first baseman Ivan Melendez (March 14).
- Pete Hansen and Tanner Witt were named to the USA Baseball Golden Spikes Award Preseason Watch List to lead a group of seven Longhorns earning national preseason recognition.
- In a vote of the league's head coaches, Texas was selected to finish first in the 2022 Preseason Big 12 Baseball Coaches' Poll. The Longhorns landed in the top spot in the poll for the ninth time overall and for the first time since 2010.
- Texas achieved a 50-win season in 2021, their first in 11 years.
- Texas' head coach David Pierce has been at the helm since June 29, 2016 and had an overall record of 172-94 and a 369-203 in Division I baseball.

TEXAS TECH - TEXAS

| ALL-TIME MEETINGS (Since '13) | |
|-------------------------------|-------------|
| 3/15/13 Austin | W, 1-0 |
| 3/16/13 Austin | L, 1-2 |
| 3/17/13 Austin | W, 4-2 |
| 3/28/14 Lubbock | L, 1-11 |
| 3/29/14 Lubbock | W, 8-4 |
| 3/30/14 Lubbock | L, 2-5 (12) |
| 5/21/14 OKC, Okla. | L, 3-8 |
| 5/01/15 Austin | L, 0-3 |
| 5/02/15 Austin | W, 9-1 |
| 5/03/15 Austin | W, 5-1 |
| 5/20/15 Tulsa, Okla. | L, 1-2 |
| 4/22/16 Lubbock | W, 13-6 |
| 4/23/16 Lubbock | L, 4-7 |
| 4/24/16 Lubbock | L, 1-17 |
| 3/17/17 Austin | W, 2-1 |
| 3/18/17 Austin | W, 2-1 |
| 3/19/17 Austin | W, 8-5 |
| 5/04/18 Lubbock | L, 6-12 |
| 5/05/18 Lubbock | W, 16-5 |
| 5/06/18 Lubbock | L, 5-7 |
| 3/15/19 Austin | L, 3-4 |
| 3/16/19 Austin | W, 3-0 |
| 3/17/19 Austin | L, 3-4 |
| 4/30/21 Austin | W, 6-3 |
| 5/1/21 Austin | W, 5-3 |
| 5/2/21 Austin | L, 3-11 |

HOW WE GOT TO FRIDAY

Now more than a month into the 2022 season and entering its "second season" with conference play in front of them, the Red Raiders have started 18-4 and have won 17 of their last 19 games after going 1-2 to start the season at the College Baseball Showdown in Arlington, Texas at Golbe Life Field against Michigan (W), Auburn (L) and No. 15 Arizona (L). Of Tech's four losses, two are to Top 25 teams in neutral site contests against Mississippi State and Arizona, while the third was a one-run loss to Auburn in Arlington and the fourth at Iowa on March 20 to end a seven-game win streak. Mississippi State ended Tech's nine-game win streak on March 8, before starting the next win streak against the same Mississippi State team on March 9.

THIS-N-THAT ABOUT TEXAS TECH

- Texas Tech is 18-4, and has won 17 of its last 19 games.
- The Red Raiders are 11-0 in home games this season / third year in a row Texas Tech started 11-0 start at home.
- Dating back to last season, Tech has won 13-straight at home. Last home loss was 5/20/21 (7-4, KU).
- Tech has won 40 consecutive nonconference home games, last home non-con loss was UTRGV, 6-3, on 4/30/19.
- Tech is 13-2 this season when scoring first. The Red Raiders' two losses when scoring first coincidentally both ended each of their extended winning streaks. The first ended the nine-game streak against No. 23 Mississippi State on Tuesday, March 8, and the last vs. Iowa on Sunday, March 20.
- Tech is 17-2 this season against unranked opponents. Its two losses are to Auburn (L, 2-1) in game No. 2 of the season during the State Farm Collegiate Showdown in Arlington, Texas, and at Iowa (L, 6-3).
- Tech has scored more than six runs in 16 of 22 games this season. TTU is 16-0 in those games.
- Tech has scored in the first inning nine times this season. TTU is 9-0 in those games.
- Of Tech's Big 12 best 208 runs scored this season, Tech has scored 30+ in each the second, fifth, sixth and eighth innings to tally more than half its runs. Tech is one of nine schools in the nation to own 200+ runs.
- Texas Tech owns three wins this season when trailing after the seventh inning. On March 16, TTU scored seven runs in the bottom of the eighth inning to erase a 5-4 deficit against New Mexico.
- Texas Tech is 12-2 this season when having at least one home run.
- Parker Kelly is the first Red Raider to own three Grand Slams in the same season since Cameron Blair achieved the feat in both 2004 and 2005. Kelly's Grand Slams were achieved in a five-day span - two in the same game vs. Merrimack on March 5 at home, and again vs. No. 23 Mississippi State on March 9 in a neutral site game in Biloxi.
- Brandon Birdsell's 15 strikeouts against Rice on March 12 were the most by a Red Raider since Bobby Doran's 16 versus Missouri on May 1, 2010.

TEXAS TECH RECEIVES BIG 12 OF THE WEEK AWARDS THREE WEEKS IN A ROW

This Monday (March 21), ends a streak of three straight weeks a Texas Tech baseball player was honored with a weekly award from the Big 12 Conference.

- Brandon Birdsell (Pitcher of the Week, March 14): Tossed a career game on Saturday at Rice, striking out 15 batters in a six-inning no-hitter. His final line was 6.0 IP, 0 H, 0 ER, 15 K & 0 BB. Birdsell was also the first Red Raider to carry a no-hitter through 6.0 innings since Mason Montgomery (6.0 IP) at Texas on March 17, 2019.
- Parker Kelly (Player of the Week, March 7): In five games, Kelly hit .421 with 13 RBI and three home runs, and one double. The week included a massive Saturday contest that featured the senior mash all three home runs in one game, including two for Grand Slams, that added up to nine RBI - tying a Texas Tech program record for a single game.
- Owen Washburn (Newcomer of the Week, March 7): Recorded his first two career home runs collecting the two in back-to-back games. He owned a .421 batting average over five games, and also collected a double in addition to the two home runs, and racked up eight RBI.
- Ty Coleman (Player of the Week/Newcomer of the Week, Feb. 28): In four games, Coleman hit .471 with 11 RBI and two doubles and two home runs. He had four RBI in two different games, had a 1.441 OPS, scored six runs, and four of his eight hits went for extra bases.

Notes

SCORING IN BUNCHES

By Game: Texas Tech dominated its last home weekend series against Merrimack College, outscoring its opponent 70-12 in four games. The run total skyrocketed the Red Raiders' offense to leading the Big 12 in runs. Since that onslaught, the scoring hasn't exactly slowed down as TTU has had four double-digit scoring games in the last 10 outings since that series. In total, TTU has scored in double digits nine times this season. On March 15, for the seventh time in program history, Texas Tech scored at least 28 runs in its win against New Mexico. The Red Raiders have 208 runs this season, tops in the Big 12 and are one of nine programs in the NCAA with 200+.

By Inning: Texas Tech set a single inning school record on March 15 against New Mexico by scoring 16 runs in the second inning. The previous record was 13, done so three times before - the last time being this season against Merrimack on March 5. Texas Tech has scored five runs or more eight different times this season.

Scoring highs/game

28: New Mexico (3/15)
21: Merrimack (3/5)
20: Merrimack (3/5)
17: Merrimack (3/4)
12: Merrimack (3/6)
11: New Mexico (3/16)
11: at Iowa (3/19)
10: Kent State (2/26)
10: Rice (3/11)

Scoring highs/inning

16: New Mexico (3/15, 2nd)
13: Merrimack (3/5-G2, 5th)
9: Merrimack (3/5-G1, 6th)
7: Merrimack (3/6, 5th)
7: New Mexico (3/16, 8th)
5: Merrimack (3/4, 2nd)
5: Merrimack (3/5-G1, 8th)
5: Mississippi St. (3/9, 2nd)

STREAKING

With runs comes hits, and a constant as of late has been junior designated hitter Ty Coleman. Coleman owns a streak of 13-straight games with a hit, that includes as of recent memory going 1-for-1 in a pinch-hit appearance on March 16 in the eighth inning to lead off the frame, which sparked the Red Raiders' seven-run outpouring that helped them come from behind and win in Tech's last home game. Over the weekend, Coleman had a double in Tech's win on Saturday at Iowa, and a solo home run on Sunday - which was one of four hits Tech managed in the loss. He hit an RBI single to extend his streak last time out against Cal Baptist.

WALK IT OUT

Texas Tech batters have registered 151 walks this season after 22 games, ranking T-No. 1 in NCAA DI baseball with Tennessee and Mercer. Jace Jung leads the group drawing 23 walks alone, which ranks top 10 in the nation.

STRAIGHT DEALIN'

The Texas Tech pitching staff has registered 244 strikeouts, ranking T-No. 6 in Division I baseball. Brandon Birdsell leads the team with 43 strikeouts, which ranks No. T-24 in NCAA DI. Birdsell has 24 strikeouts in his last 11.0 innings on the mound. He tossed a career-high 15 strikeouts against Rice on March 12.

MORE POWER

The Red Raiders were one of the top home run hitting teams in the country last season with 90 dingers on the year, which ranked 10th in the country. The 90 home runs were the most by a Tech club in 23 years when it hit 95 in 1998. The Red Raiders waiting until the fifth game of the season to go deep, but since then it's been back to normal. Texas Tech owns three games with a team-high three home runs, and eight multi-HR games total. The Red Raiders have 25 total home runs, which is now No. 2 in the Big 12 after Texas recorded seven last weekend against Incarnate Word.

HUDSON WHITE SETTLING IN

True freshman catcher Hudson White has been a steady presence for the Red Raiders behind the plate, but in the batter's box the freshman got off to a tough start. It was not until his sixth game of the season he collected his first career hit on his 15th career at-bat on Feb. 27 against Kent State - he did it with style though as it was a two-RBI double. Through 10 games he owned a .129 batting average and through 15 games a .137 average ... but he's reached base 17 times over his last 27 plate appearances, which includes multi-hit performances in three of his last six games. He currently owns a .227 average for the season.

JUNG FAVORITE TO REPEAT AS BIG 12 PLAYER OF THE YEAR

Texas Tech sophomore infielder Jace Jung was named the Big 12 Preseason Player of the Year, the conference announced on Jan 26. The 2022 Big 12 preseason awards were selected in a vote of the league's nine head coaches, who could not vote for their own players. Jung, also a unanimous first team selection, was the sole honoree from the Red Raiders' squad among preseason award recognition. Jung was the Big 12 Player of the Year in 2021, hitting .337 for the Red Raiders and led the Big 12 with 21 home runs. The infielder from San Antonio was a consensus All-American in 2021 and was selected as the NCBWA National Freshman Hitter of the Year. He leads the team in 2022 with a .386 batting average, .533 on-base percentage, 27 hits, six doubles, and 19 walks.

CONSENSUS PRESEASON FIRST-TEAM ALL-AMERICAN

The preseason recognition rolled in one by one leading up to the season for Jace Jung. Each of the following organizations named Jung a first-team preseason All-American.

- Collegiate Baseball Newspaper (Dec. 21)
- Perfect Game (Jan. 5)
- D1Baseball (Jan. 31)
- Baseball America (Jan. 31)
- NCBWA (Feb. 1)

IS HE A CATCHER, IS HE A FIRST BASEMAN

It doesn't matter if Cole Stilwell sees his name on the lineup card as a first baseman or catcher, he produces when in the lineup. He's started at first base 18 times and at catcher four times, but in two of the last three games he's been behind the plate. And over the last five games, he has arguably been most effective in the batter's box. Stilwell has had two three-hit performances in his last five games and hit two home runs in two of the last three games.

Single Game Career Highs Watch

| Name | STRIKEOUTS | Date (Opp.) |
|------------------|------------|---------------------------------------|
| Brandon Birdsell | 15 | 3-12-22 (@Rice) |
| Andrew Morris | 10 | 2-26-22 (Kent State) |
| Mason Molina | 9 | 3-21-22 (at Iowa) |
| Chase Hampton | 7 | 4x, last 3-22-22 (California Baptist) |
| Austin Becker | 5 | 2x, last 3-6-22 (Merrimack) |
| Brendan Girtton | 5 | 2-18-22 (vs. Michigan) |
| Hayde Key | 5 | 3-5-21 (Texas State) |
| Josh Sanders | 5 | 3-11-22 (@Rice) |

| Name | HITS | Date (Opp.) |
|----------------|------|---------------------------------------|
| Cody Masters | 4 | 4-7-18 (@Kansas) |
| Kurt Wilson | 4 | 3-5-22 (Merrimack) |
| Dillon Carter | 3 | 3x, last 2-22-22 (Dallas Baptist) |
| Easton Murrell | 3 | 6-6-21 (UCLA) |
| Ty Coleman | 3 | 2-27-22 (Kent State) |
| Cole Stilwell | 3 | 7x, last 3-22-22 (California Baptist) |
| Owen Washburn | 3 | 2x, last 3-5-22 (Merrimack) |
| Jace Jung | 3 | 10x |
| Parker Kelly | 3 | 2x, last 3-9-22 (vs. Miss. St.) |
| Dalton Porter | 3 | 3-6-22 (Merrimack) |
| Hudson White | 3 | 2x, last 3-16-22 (New Mexico) |

| Name | RBI | Date (Opp.) |
|----------------|-----|------------------------------------|
| Parker Kelly | 9 | 3-5-22 (Merrimack) |
| Kurt Wilson | 5 | 3-5-22 (Merrimack) |
| Jace Jung | 5 | 2x, last 4-11-21 (TCU) |
| Ty Coleman | 4 | 2x, last 2-27-22 (Kent State) |
| Cody Masters | 4 | 3x, last 5-14-21 (@Oklahoma) |
| Cole Stilwell | 4 | 3x, last 2-26-21 (Houston Baptist) |
| Easton Murrell | 3 | 3-3-21 (Texas Southern) |
| Owen Washburn | 3 | 3x, last 3-6-22 (Merrimack) |
| Hudson White | 3 | 2-27-22 (Kent State) |
| Dillon Carter | 3 | 3-4-22 (Merrimack) |
| Dalton Porter | 3 | 3-5-22 (Merrimack) |

Individual Honors

Jace Jung (2021)

- Big 12 Player of the Year
- All-America First Team (Collegiate Baseball)
- All-America First Team (NCBWA)
- All-America First Team (Perfect Game)
- All-America Second Team (D1Baseball)
- All-America Second Team (Baseball America)
- All-America Third Team (ABCA)
- All-Big 12 First Team (Unanimous)
- NCAA Lubbock All-Regional Team
- Golden Spikes Award Semifinalist
- Dick Howser Trophy Semifinalist
- Bobby Bragan Slugger Award Finalist
- NCBWA District 7 Co-Player of the Year
- NCBWA Freshman All-American
- National Freshman Hitter of the Year
- ABCA All-Central Region

Jace Jung (2022)

- Big 12 Preseason Player of the Year
- Preseason All-Big 12 First Team (Unanimous)
- Preseason All-America First Team (Collegiate Baseball)
- Preseason All-America First Team (NCBWA)
- Preseason All-America First Team (D1Baseball)
- Preseason All-America First Team (Perfect Game)
- Preseason All-America First Team (Baseball America)
- Golden Spikes Award watch list

Kurt Wilson (2021)

- NCAA Lubbock Regional Most Outstanding Player
- NCAA Lubbock All-Regional Team

Easton Murrell (2021)

- NCAA Lubbock All-Regional Team

Cole Stilwell (2021)

- NCAA Lubbock All-Regional Team

TEXAS TECH SPORTS NETWORK

The Texas Tech Sports Network from Learfield Sports will carry all the exciting action of Red Raider Baseball beginning with the season opener Feb. 18-20 and all the way through the postseason. Geoff Haxton and Mike Gustafson will share play-by-play duties while Jamie Lent will provide color analysis in the broadcast booth

RED RAIDER BASEBALL AFFILIATES

| CITY | STATION | FREQUENCY |
|-----------------|----------|-----------|
| Abilene/Haskell | KVRP-FM | 97.1 |
| Alpine | KVLF-AM | 1240 |
| Amarillo | KARX-FM | 95.7 |
| Amarillo | KPUR-AM | 1440 |
| Andrews | KACT-AM | 1360 |
| Andrews | KACT-FM | 105.5 |
| Artesia, N.M. | KSVP-AM | 990 |
| Austin | KOKE-AM | 1600 |
| Big Spring | KBST-FM | 95.7 |
| Brady | KNEL-FM | 95.3 |
| Breckenridge | KLXK-FM | 93.5 |
| Brownwood | KQBZ-FM | 96.9 |
| Dallas | KFXR-AM | 1190 |
| El Paso | KHEY-AM | 1380 |
| Fredericksburg | KNAF-AM | 910 |
| Hereford | KPAN-AM | 860 |
| Hereford | KPAN-FM | 106.3 |
| Hobbs, N.M. | KHOB-AM | 1390 |
| Houston | KKHT-FM | 100.7 |
| Junction | KMBL-AM | 1450 |
| Lamesa | KPET-AM | 690 |
| Lamesa | KPET-FM | 105.1 |
| Lampasas | KACQ-FM | 101.9 |
| Lampasas | KCYL-AM | 1450 |
| Lubbock | KTTU-FM | 97.3 |
| Lubbock | KXTQ-FM | 100.7 |
| Lubbock | KJTV-AM | 950 |
| Lubbock | KXQT-FM | 106.5 |
| Memphis | KLSR-FM | 105.3 |
| Midland/Odessa | KCRS-AM | 550 |
| Odessa | KCRS-FM | 95.5 |
| Pecos | KDNZ-FM | 97.3 |
| Perryton | KEYE-AM | 1400 |
| Perryton | KEYE-FM | 93.7 |
| Plainview | KREW-AM | 1400 |
| San Angelo | KLDE-FM | 105.3 |
| San Antonio | KZDC-AM | 1250 |
| San Antonio | KZDC-FM | 94.5 |
| Seminole | KSEM-FM | 106.3 |
| Seymour | KSEY-FM | 94.3 |
| Seymour | KSEY-AM | 1230 |
| Snyder | KGWG-FM | 91.1 |
| Sweetwater | KSST-AM | 1240 |
| Tyler | KTBB-AM | 600 |
| Tyler | KYZS-AM | 1490 |
| Waco | KWBT-HD2 | 94.5 |

Notes

2021 SEASON REVIEW

Tech's 2021 season was one that saw a squad rally together and fight through a slow start and a season that plagued them with injuries. The Red Raiders won 14 in a row after its opening series. Tech finished 39-17, including 27 wins in the friendly confines of Rip Griffin Park. The team was rewarded with a No. 8 national seed in the NCAA tournament and hosted a regional for the fifth-straight year and qualified to host a Super Regional for the third time in the last five completed seasons. Tech's loss to Stanford marked the first time the Red Raiders did not advance out of the Super Regional, having been 4-0 in such series previously.

After the season, Texas Tech turned in the second-most Major League Baseball Draft selections of any team in the country with nine. Despite only a 20-round draft, Tech boasted its third-highest draft haul in school history, matching its total from 2012 while only trailing the 11 Red Raiders picked following the 2018 season and 10 chosen in 2016. Second baseman Jace Jung was heralded with many season accolades including being named a consensus All-American and Academic All-American.

LET'S MAKE IT FOUR

Only two other programs in the country have hosted a Super Regional three-consecutive seasons. The Red Raiders' have hosted a Super Regional five times in program history, and until faltering last season against Stanford, has advanced to the College World Series in their four previous tries.

5-STRAIGHT REGIONALS IN LUBBOCK

For five-consecutive postseasons, the Red Raiders have been one of 16 host sites selected to host the regional round by the NCAA Selection Committee. Texas Tech is the only program in the country to host every year since 2016. It was the first time in school history Tech secured hosting an NCAA Regional in five-straight seasons, and it was the eighth time overall. The Red Raiders have played regional action in Lubbock in 1996, 1997, 1999, 2016, 2017, 2018, 2019 and 2021.

THE LUBBOCK REGIONAL: WHERE TITANS FALL

Since Texas Tech hosted its first regional under Tadlock in 2016, several name programs have traveled to Lubbock and met their demise, including Arizona (2017), Louisville (2018), Florida (2019), North Carolina (2021) and UCLA (2021).

WAS THAT TADLOCK'S BEST COACHING JOB?

Despite significant injuries issues all season long in 2021, Tim Tadlock had the Red Raiders back in the Super Regionals for the fifth time in seven years and in position for yet another postseason run. The Red Raiders have been ranked in the Top-10 of at least one national poll for 16 of a possible 17 weeks during the 2021 season, despite starting the year with three key arms on the shelf in starters Austin Becker and Hunter Dobbins and lefty reliever Jakob Brustoski. Tech would have a fourth loss in Friday starter Brandon Birdsell. Tech also lost the Big 12 Preseason Player of the Year in Dylan Neuse and a versatile starter in Kurt Wilson around the same time it lost Birdsell. Wilson started the first 26 games of the season between various positions, mostly at third base and in the outfield, before injuring a thumb in the TCU series and missing the next seven weeks. Finally, starting outfielder Dillon Carter missed the first 20 games of the season, returning in the USF series and filling in at center field.

BIG 12 PLAYER OF THE YEAR AWARD RESIDES IN LUBBOCK

The Big 12 Player of the Year trophy has been in the Jung household since 2019 and will remain there until at least 2022 as Jace Jung made it back-to-back Jung's to win the award. Josh Jung won it in 2019 before being picked No. 8 overall in the 2019 MLB Draft. The award was not presented in 2020. A Red Raider has now won four of the last five Big 12 Player of the Year awards - Eric Gutierrez (2016), Hunter Hargrove (2017), Josh Jung (2019), Jace Jung (2021).

TOP-3 FINISH IN CONFERENCE

Texas Tech is the only program in the Big 12 to finish in the top three of the league standings every year since 2016. The Red Raiders wrapped up conference play at 14-10, including series wins over No. 3 Texas and No. 10 TCU. Tech won six of its eight Big 12 series, including three out of the four it played on the road. The Red Raiders finished the regular season strong with series wins in three of its last four series. Tech was especially strong on the back-end of weekend series this season, going a combined 11-5 in middle games and series finales. You could look to a lack of midweek games as a potential reason for a poor record in series openers as the Red Raiders were 2-0 in Big 12 openers following midweek games and just 1-5 in openers following no midweek game.

PRESEASON BALL WITH THE RANGERS

The Texas Tech baseball team hosted an exhibition contest on Oct. 25, 2021 against the Texas Rangers Instructional League team. The Red Raiders won 14-11 in a 12 inning scheduled contest. Tech led by as much as nine in the game, taking an 11-2 lead into the ninth inning. The Red Raiders were led by four players who tallied two hits each in Parker Kelly, Cole Stilwell, and newcomers Owen Washburn and Hudson White. Stilwell went 2-of-3, and tallied the Red Raiders' sole home run on the night, hammering a 3-run shot over the left-field fence in the 10th, and added a single in the first. On top of his two hits, he drew three walks. Alike Stilwell, Jace Jung drew three walks, and got on base a fourth time with an RBI double that he roped to the centerfield wall in the third, scoring Dillon Carter who found the base pads via base on balls earlier in the inning. Brandon Birdsell got the start, and struck out three while on the mound for his one inning of work that was followed by a bevy of Red Raider pitchers throughout the night.

TECH BASEBALL IN HIGH DEMAND

For the eighth-consecutive year, the Texas Tech baseball allotment of season tickets sold out.

More than 2,750 season tickets have been sold for the 2022 season, establishing a new season ticket sales record. It is the eighth sell-out in 10 years under head coach Tim Tadlock and his staff's leadership.

BIG 12 PRESEASON POLL

| TEAM | POINTS |
|-----------------------|--------|
| 1. Texas (8) | 64 |
| 2. Oklahoma State (1) | 52 |
| 3. Texas Tech | 49 |
| 4. TCU | 48 |
| 5. Baylor | 33 |
| 6. Oklahoma | 25 |
| 7. Kansas State | 23 |
| 8. West Virginia | 20 |
| 9. Kansas | 10 |

BIG 12 PRESEASON PLAYERS OTY

C: Silas Ardoin, Texas
 IF: Peyton Graham, Oklahoma
 IF: Brayden Taylor, TCU*
 IF: Mitchell Daly, Texas
 IF: Trey Faltine, Texas
 IF: Jace Jung, Texas Tech*
 OF: Jared McKenzie, Baylor*
 OF: Dylan Phillips, Kansas State
 OF: Austin Davis, West Virginia
 DH: Ivan Melendez, Texas*
 UT: Nolan McLean, Oklahoma State
 UT: Jake Thompson, Oklahoma State
 SP/UT: Justin Campbell, Oklahoma St.*
 SP: Austin Krob, TCU
 SP: Pete Hansen, Texas
 SP: Tristan Stevens, Texas*
 RP: Aaron Nixon, Texas
 RP: Jacob Watters, West Virginia
 * - Unanimous Selection

BIG 12 UPCOMING SCHEDULE**Friday, March 25**

Youngstown State at West Virginia [ESPN+] 5:30 p.m. CT
 Kansas at #9 Oklahoma State [ESPN+] 6 p.m.
 Kansas State at #19 TCU [ESPN+] 6 p.m.
 Baylor at Oklahoma [BSOK+] 6:30 p.m.
 #2 Texas at #16 Texas Tech [ESPN+] 6:30 p.m.

Saturday, March 26

Kansas State at #19 TCU [ESPN+] 2 p.m.
 Baylor at Oklahoma [SSTV] 2 p.m.
 #2 Texas at #16 Texas Tech [ESPN+] 2 p.m.
 Youngstown State at West Virginia [ESPN+] 3 p.m. CT
 Kansas at #9 Oklahoma State [ESPN+] 6 p.m.

Sunday, March 27

Youngstown State at West Virginia [ESPN+] 12 p.m. CT
 Kansas at #9 Oklahoma State [ESPN+] 1 p.m.
 Kansas State at #19 TCU [ESPN+] 1 p.m.
 Baylor at Oklahoma [BSOK] 2 p.m.
 #2 Texas at #16 Texas Tech [ESPN+] 2 p.m.

**BIG 12 CONFERENCE****NATIONAL RANKINGS** (March 21 rankings)**D1 Baseball**

| Team | Record |
|-----------------------|-------------|
| 1. Ole Miss | 15-4 |
| 2. Texas | 17-5 |
| 3. Arkansas | 16-3 |
| 4. Vanderbilt | 17-2 |
| 5. Tennessee | 19-1 |
| 6. Oregon State | 14-4 |
| 7. Florida State | 13-6 |
| 8. Florida | 15-5 |
| 9. Oklahoma State | 14-6 |
| 10. Virginia | 19-1 |
| 11. Arizona | 15-4 |
| 12. Notre Dame | 12-4 |
| 13. North Carolina | 17-3 |
| 14. Georgia Tech | 15-5 |
| 15. Liberty | 14-4 |
| 16. Texas Tech | 17-4 |
| 17. Georgia | 16-4 |
| 18. Louisville | 16-4 |
| 19. TCU | 14-5 |
| 20. Texas State | 18-3 |
| 21. LSU | 15-5 |
| 22. Maryland | 16-3 |
| 23. Gonzaga | 14-4 |
| 24. Clemson | 15-4 |
| 25. UConn | 14-3 |

Baseball America

| Team | Record |
|-----------------------|-------------|
| 1. Ole Miss | 15-4 |
| 2. Oregon State | 14-4 |
| 3. Texas | 17-5 |
| 4. Virginia | 19-1 |
| 5. Vanderbilt | 17-2 |
| 6. Arkansas | 16-3 |
| 7. Tennessee | 19-1 |
| 8. Florida State | 13-6 |
| 9. Florida | 15-5 |
| 10. Oklahoma State | 14-6 |
| 11. Notre Dame | 12-4 |
| 12. Arizona | 15-4 |
| 13. Liberty | 14-4 |
| 14. North Carolina | 17-3 |
| 15. Louisville | 16-4 |
| 16. Georgia Tech | 15-5 |
| 17. Georgia | 16-4 |
| 18. Stanford | 9-7 |
| 19. Gonzaga | 14-4 |
| 20. Clemson | 15-4 |
| 21. Maryland | 16-3 |
| 22. Texas State | 18-3 |
| 23. Texas Tech | 17-4 |
| 24. Miami, Fla. | 13-6 |
| 25. Old Dominion | 16-2 |

NCBWA

| Team | Record |
|-----------------------|-------------|
| 1. Vanderbilt | 17-2 |
| 2. Arkansas | 16-3 |
| 3. Tennessee | 19-1 |
| 4. Texas | 17-5 |
| 5. Ole Miss | 15-4 |
| 6. Oregon State | 14-4 |
| 7. Florida | 15-5 |
| 8. Virginia | 19-1 |
| 9. Arizona | 15-4 |
| 10. Florida State | 13-6 |
| 11. Texas Tech | 17-4 |
| 12. Georgia Tech | 15-5 |
| 13. North Carolina | 17-3 |
| 14. Oklahoma State | 14-6 |
| 15. Notre Dame | 12-4 |
| 16. LSU | 15-5 |
| 17. Georgia | 16-4 |
| 18. Liberty | 14-4 |
| 19. Stanford | 9-7 |
| 20. TCU | 14-5 |
| 21. Texas State | 18-3 |
| 22. Maryland | 16-3 |
| 23. Gonzaga | 14-4 |
| 24. Louisville | 16-4 |
| 25. Old Dominion | 16-2 |

Collegiate Baseball

| Team | Record |
|-----------------------|-------------|
| 1. Vanderbilt | 17-2 |
| 2. Tennessee | 19-1 |
| 3. Virginia | 19-1 |
| 4. Texas | 17-5 |
| 5. Arkansas | 16-3 |
| 6. North Carolina | 17-3 |
| 7. Georgia | 16-4 |
| 8. Ole Miss | 15-4 |
| 9. Texas State | 18-3 |
| 10. Arizona | 15-4 |
| 11. Oregon State | 14-4 |
| 12. Georgia Tech | 15-5 |
| 13. Florida | 15-5 |
| 14. LSU | 15-5 |
| 15. Louisville | 16-4 |
| 16. Texas Tech | 17-4 |
| 17. Purdue | 17-1 |
| 18. Old Dominion | 16-2 |
| 19. Notre Dame | 12-4 |
| 20. Liberty | 14-4 |
| 21. Oregon | 13-6 |
| 22. Florida State | 13-6 |
| 23. Miami, Fla. | 13-6 |
| 24. Gonzaga | 14-4 |
| 25. Oklahoma State | 14-6 |

USA Coaches

| Team | Record |
|-----------------------|-------------|
| 1. Vanderbilt | 17-2 |
| 2. Ole Miss | 15-4 |
| 3. Texas | 17-5 |
| 4. Arkansas | 16-3 |
| 5. Tennessee | 19-1 |
| 6. Oregon State | 14-4 |
| 7. Florida | 15-5 |
| 8. Virginia | 19-1 |
| 9. Arizona | 15-4 |
| 10. Florida State | 13-6 |
| 11. Texas Tech | 17-4 |
| 12. North Carolina | 17-3 |
| 13. Oklahoma State | 14-6 |
| 14. Georgia | 16-4 |
| 15. Notre Dame | 12-4 |
| 16. Georgia Tech | 15-5 |
| 17. Liberty | 14-4 |
| 18. LSU | 15-5 |
| 19. TCU | 14-5 |
| 20. Maryland | 16-3 |
| 21. Texas State | 18-3 |
| 22. Louisville | 16-4 |
| 23. Clemson | 15-4 |
| 24. Stanford | 9-7 |
| 25. Gonzaga | 14-4 |

Perfect Game

| Team | Record |
|-----------------------|-------------|
| 1. Tennessee | 19-1 |
| 2. Vanderbilt | 17-2 |
| 3. Texas | 17-5 |
| 4. Oklahoma State | 14-6 |
| 5. Ole Miss | 15-4 |
| 6. Arkansas | 16-3 |
| 7. Oregon State | 14-4 |
| 8. Virginia | 19-1 |
| 9. Notre Dame | 12-4 |
| 10. Florida State | 13-6 |
| 11. Texas Tech | 17-4 |
| 12. Georgia Tech | 15-5 |
| 13. TCU | 14-5 |
| 14. Florida | 15-5 |
| 15. Arizona | 15-4 |
| 16. Liberty | 14-4 |
| 17. North Carolina | 17-3 |
| 18. UConn | 14-3 |
| 19. Louisville | 16-4 |
| 20. Texas State | 18-3 |
| 21. LSU | 15-5 |
| 22. Miami, Fla. | 13-6 |
| 23. Maryland | 16-3 |
| 24. Wake Forest | 16-4 |
| 25. Clemson | 15-4 |

TEXAS TECH WEEK-BY-WEEK IN THE 2022 POLLS

| DATE | D1 | BA | NCBWA | CB | USA | PG |
|-----------|----|----|-------|----|-----------|----|
| Preseason | 14 | 23 | 14 | 4 | 12 | 12 |
| Feb. 21 | 20 | NR | 21 | 16 | no update | 21 |
| Feb. 28 | 19 | NR | 21 | 23 | no update | 19 |
| Mar. 7 | 17 | NR | 15 | 19 | 11 | 16 |
| Mar. 14 | 17 | 23 | 12 | 17 | 13 | 14 |
| Mar. 21 | 16 | 23 | 11 | 16 | 11 | 11 |

ALL-TIME NO. 1 RANKINGS

| Poll | DATE |
|---------------------|---------|
| Collegiate Baseball | 4/14/97 |
| Collegiate Baseball | 4/21/97 |
| Collegiate Baseball | 4/28/97 |
| Collegiate Baseball | 2/17/20 |
| NCBWA | 2/17/20 |

HIGHEST FINAL RANKING IN EACH POLL

| Poll | YEAR | Ranking |
|---------------------|------------------|---------|
| Baseball America | 2020 | 2nd |
| NCBWA | 2019 | 4th |
| Collegiate Baseball | 2019 | 4th |
| USA Today Coaches | 2020 | 3rd |
| D1Baseball.com | 2016, 2019, 2020 | 4th |
| Perfect Game | 2020 | 3rd |

HIGHEST RANKING IN EACH POLL

| Poll | DATE | Ranking |
|---------------------|---------|----------|
| Baseball America | 3/9/20 | (3x) 2nd |
| NCBWA | 2/17/20 | 1st |
| Collegiate Baseball | 2/17/20 | (4x) 1st |
| USA Today Coaches | 3/27/17 | 2nd |
| D1Baseball.com | 3/5/18 | (7x) 3rd |
| Perfect Game | 3/9/20 | (5x) 3rd |



DAN LAW FIELD AT RIP GRIFFIN PARK

TOP-20 ATTENDANCE MARKS - SINGLE GAME

| Game | Date | Attendance | Result |
|------------------------------|---------------|------------|-------------|
| 1. #9 Oklahoma State | June 8, 2019 | 4,833 | L, 5-6 |
| 2. Duke | June 9, 2018 | 4,818 | W, 6-4 |
| Duke | June 10, 2018 | 4,818 | L, 2-11 |
| 4. #16 East Carolina | June 12, 2016 | 4,817 | W, 11-0 |
| #17 East Carolina | June 11, 2016 | 4,817 | W, 3-1 (13) |
| #17 East Carolina | June 10, 2016 | 4,817 | L, 6-8 |
| 7. #16 College of Charleston | June 8, 2014 | 4,811 | W, 1-0 |
| #16 College of Charleston | June 7, 2014 | 4,811 | W, 1-0 |
| 9. #9 Oklahoma State | June 9, 2019 | 4,782 | W, 8-6 |
| 10. North Carolina | June 5, 2021 | 4,737 | W, 7-2 |
| 11. #21 UCLA | June 6, 2021 | 4,737 | W, 8-2 |
| 12. #9 Oklahoma State | June 7, 2019 | 4,732 | W, 8-6 |
| Sam Houston State | June 5, 2017 | 4,732 | L, 3-4 |
| Sam Houston State | June 4, 2017 | 4,732 | L, 8-9 |
| Sam Houston State | June 3, 2017 | 4,732 | W, 6-0 |
| Delaware | June 2, 2017 | 4,732 | W, 5-2 |
| #17 Dallas Baptist | June 6, 2016 | 4,732 | W, 5-3 |
| Dallas Baptist | June 5, 2016 | 4,732 | L, 6-10 |
| New Mexico | June 4, 2016 | 4,732 | W, 4-3 |
| Fairfield | June 3, 2016 | 4,732 | W, 12-1 |

YEARLY ATTENDANCE - NCAA RANKINGS

| YEAR | DATES | TOTAL | RANK | AVERAGE | RANK | RECORD |
|---------------|------------|------------------|------|--------------|------|---------------|
| 2012 | 33 | 94,173 | 21st | 2,853 | 21st | 22-11 |
| 2013 | 29 | 73,299 | 26th | 2,527 | 26th | 19-10 |
| 2014 | 35 | 89,355 | 20th | 2,553 | 29th | 33-4 |
| 2015 | 27 | 98,969 | 17th | 3,665 | 13th | 20-10 |
| 2016 | 34 | 130,919 | 15th | 3,851 | 15th | 25-9 |
| 2017 | 29 | 120,173 | | 4,143 | 13th | 23-6 |
| 2018 | 34 | 136,684 | 11th | 4,142 | 10th | 28-6 |
| 2019 | 37 | 144,339 | 10th | 3,901 | 14th | 30-7 |
| 2020 | 11 | 40,567 | 14th | 3,698 | 13th | 11-0 |
| 2021 | 34 | 119,916 | | 3,527 | | 27-7 |
| Totals | 299 | 1,048,394 | | 3,506 | | 238-70 |

TOP 3-GAME SERIES ATTENDANCE

| Series | Dates | Total | Average |
|----------------------|-------------------|--------|---------|
| 1. #17 East Carolina | June 10-12, 2016 | 14,451 | 4,817 |
| 2. #9 Oklahoma State | June 7-9, 2019 | 14,347 | 4,782 |
| 3. Duke | June 9-11, 2018 | 14,110 | 4,703 |
| 4. #18 Texas | May 4-6, 2018 | 13,296 | 4,432 |
| Kansas | May 18-20, 2017 | 13,296 | 4,432 |
| #2 TCU | April 28-30, 2017 | 13,296 | 4,432 |
| Oklahoma State | April 21-23, 2017 | 13,296 | 4,432 |
| #29 Baylor | April 7-9, 2017 | 13,296 | 4,432 |
| Texas | April 22-24, 2016 | 13,296 | 4,432 |
| 10. Baylor | April 23-25, 2021 | 12,895 | 4,298 |

TOP 2-GAME SERIES ATTENDANCE

| Series | Dates | Total | Average |
|------------------------------|-------------------|-------|---------|
| 1. #16 College of Charleston | June 7-8, 2014 | 9,622 | 4,811 |
| 2. #9 Stanford | June 11-12, 2021 | 9,464 | 4,732 |
| 3. New Mexico State | March 10-11, 2015 | 6,661 | 3,331 |
| 4. Stetson | March 24-25, 2019 | 6,524 | 3,262 |
| 5. New Mexico State | March 1-2, 2016 | 6,375 | 3,188 |
| 6. Grand Canyon | April 28-29, 2015 | 6,239 | 3,120 |
| 7. Oral Roberts | March 17-18, 2015 | 6,233 | 3,117 |
| 8. Alabama A&M | March 13-14, 2012 | 5,924 | 2,962 |
| 9. New Mexico | April 17-18, 2012 | 5,030 | 2,515 |
| 10. Florida Gulf Coast | March 20-21, 2012 | 4,959 | 2,480 |

TOP ATTENDANCE MARKS

| | |
|--------------|--|
| Opening Day | 4,432 vs. Oregon (Feb. 15, 2019) |
| Day Game | 4,818 vs. Duke (June 9, 2018) |
| Night Game | 4,833 vs. #9 Oklahoma State (June 8, 2019) |
| Midweek Game | 4,432 vs. #4 Arizona (March 7, 2017) |

| | |
|--------------------------------------|---|
| Series Opener | 4,818 vs. Duke (June 9, 2018) |
| Middle Game | 4,833 vs. #9 Oklahoma State (June 8, 2019) |
| Series Finale | 4,817 vs. #16 East Carolina (June 12, 2016) |
| Total Attendance | 144,339, 37 games (2019) |
| Average Attendance | 4,143, 29 games (2017) |
| 3,000 + Attendance Games in a Season | 37 (2019)* |
| 4,000 + Attendance Games in a Season | 20 (2018)* |
| Consecutive 3,000+ attendances | 89, Apr. 7, 2017-Mar. 8, 2020 |

| | |
|-----------|--|
| Monday | 4,732, 2x vs. Sam Houston State (June 5, 2017) |
| Tuesday | 4,432 vs. #4 Arizona (March 7, 2017) |
| Wednesday | 3,327 vs. Oral Roberts (March 18, 2015) |
| Thursday | 4,393 vs. #2 TCU (April 2, 2015) |
| Friday | 4,817 vs. #17 East Carolina (June 10, 2016) |
| Saturday | 4,833 vs. #9 Oklahoma State (June 8, 2019) |
| Sunday | 4,818 vs. Duke (June 10, 2018) |



TEXAS TECH UNIVERSITY

THE STATE OF TEXAS' TOP ATHLETICS DEPARTMENT

- With all the talk of conference realignment in the air, it's important to remember Texas Tech has led all schools in the state of Texas in the Capital One Cup men's standings in two of the last three complete athletic seasons after finishing third nationally in 2018-19 and then 14th for the 2017-18 athletic year. Below are several other facts regarding Texas Tech's success in competition.
- Since 2017, Texas Tech has had 15 of its 17 athletic programs compete in the NCAA postseason or a bowl game.
- Texas Tech has had six different programs finish among the top-10 teams nationally in their respective sport since 2014 alone.
- The Red Raiders have appeared in 38 bowl games in their history, which ranks tied for third among Big 12 programs and among the top-25 teams in college football history.
- Texas Tech claimed the 2019 Men's Outdoor Track and Field National Championship under head coach Wes Kittley.
- Texas Tech played in the 2019 NCAA Championship Game as well as in two consecutive Elite Eights (2018-19). The Red Raiders are one of four men's basketball programs in the country with multiple Elite Eight appearances over the last three NCAA Tournaments.
- Texas Tech has advanced to the Men's College World Series four times in recent years (2014, 2016, 2018, 2019), which is tied for the most trips to the hallowed grounds in Omaha among teams nationally since 2014.
- Lady Raider Basketball remains one of the top programs in women's college basketball history as Texas Tech ranks 19th all-time among power-five programs with its 925 victories. Backed by the legendary Sheryl Swoopes, the Lady Raiders claimed the NCAA National Championship in 1993, the first team national championship in school history.
- Since joining the Big 12 as a charter member in 1996, Texas Tech has won 27 conference titles, with 11 of those coming in the past six years alone.
- In addition to its athletics success, Texas Tech has unveiled several new facilities in recent years with the opening of the \$48 million Sports Performance Center in 2017, the Cash Family Sports Nutrition Center in 2020 and the \$32.2 million Dustin R. Womble Basketball Center this past May.

THE NATION'S MOST DEDICATED FANS

- Texas Tech boasts one of the most rabid fan bases in all of college athletics as Red Raider fans have traditionally traveled in droves for bowl trips as well as to basketball games in locations like New York City, Anaheim (CA) and Minneapolis for the Final Four as well as to Omaha for the Men's College World Series.
- To date, Texas Tech has played in the highest-attended games for three bowl games, including two prominent ones in the state of Texas: the Goodyear Cotton Bowl (Dallas), the Academy Sports + Outdoors Texas Bowl (Houston) and the Holiday Bowl (San Diego).
- The Red Raiders had 88,175 fans on tap for the 2009 Cotton Bowl when the Red Raiders faced Ole Miss in the bowl's final game at historic Fair Park. It remains the highest-attended contest in the bowl's history even with the move to AT&T Stadium in Arlington, which can reach over 100,000 fans in capacity.
- Additionally, Texas Tech helped set the Texas Bowl attendance record in 2015 when the Red Raiders faced LSU in NRG Stadium. The bowl drew 71,307 fans that night to see a pair of future NFL standouts in Texas Tech's Patrick Mahomes II and Jaqueem Grant.
- At home, Texas Tech has sold out of season tickets for its baseball program over seven consecutive seasons now and will likely be looking at another sellout in 2022 after the Red Raiders advanced to the NCAA Super Regional round this past June.
- Texas Tech has sold out of season tickets in each of its last two men's basketball seasons, giving the Red Raiders the premier homecourt advantage in college basketball at 15,000-seat United Supermarkets Arena. The Red Raiders averaged a conference-leading 14,057 fans per game during the 2019-20 basketball season.
- On social media, Texas Tech student-athletes earned the highest engagement rate on their posts among peer power-five institutions over the past athletic year. Texas Tech's social media accounts accumulated over 35 million combined video views during the 2020-21 year alone.
- Texas Tech's brand has the ability to reach the nation through its creative social media usage. Texas Tech currently boasts the fifth-highest TikTok following by athletics accounts in the nation.
- Texas Tech is annually one of the top-performing schools among the Collegiate Licensing Company's (CLC) partner institutions, ranking 19th nationally in royalties generated this past year.

A PREMIER RESEARCH INSTITUTION

- Texas Tech University is the flagship institution, with a Moody Aa1 rating, of the five-member Texas Tech University System.
- Texas Tech is one of 16 universities designated as a Carnegie Very High Research Activity Institution and a Hispanic Serving Institution.
- Texas Tech has been named Higher Education Excellence in Diversity award winner in each of the last nine years. The university currently boasts 42 percent of its students identifying as racial-ethnic minorities.
- Texas Tech is a five-star Campus Pride Institution, one of two in Texas, and No. 25 on the Campus Pride Index.
- Texas Tech has awarded over \$170 million in scholarships recently with over 50 percent of students receiving scholarship support.
- Texas Tech boasted more than \$192 million in research expenditures in 2020 alone.

Quick Facts

UNIVERSITY INFORMATION

School _____ Texas Tech University
 Location _____ Lubbock, Texas
 Founded _____ 1923
 Enrollment _____ 40,666
 Nickname _____ Red Raiders
 School Colors _____ Scarlet & Black
 Affiliation _____ NCAA Division I
 Conference _____ Big 12
 Chancellor _____ Dr. Tedd L. Mitchell
 Interim President _____ Dr. Lawrence Schovanec
 Director of Athletics _____ Kirby Hocutt
 Faculty Representative _____ Brian Shannon
 Athletic Department Phone _____ (806) 742-3355
 Ticket Office _____ (806) 742-8324

HISTORY

First Year of Baseball _____ 1926, then 1954
 All-Time Record (Years) _____ 1,815-1,339-8 (72)
 All-Time Conference Record (Years) _____ 591-645-2 (52)
 All-Time Big 12 Record (Years) _____ 332-291-2 (23)
 Against Ranked Opponents (since 1995) _____ 232-264
 SWC Tournament Record (Years) _____ 9-9 (5)
 Big 12 Tournament Record (Years) _____ 23-40 (20)
 All-Time Extra-Innings Record _____ 60-42-2
 All-Time Home Record _____ 1,171-511-5
 All-Time Road Record _____ 501-706-3
 All-Time Neutral Record _____ 143-122
 NCAA Tournament Record _____ 44-35
 NCAA Regionals _____ 15
 (1995-2002, 2004, 2014, 2016-19, 2021)
 NCAA Super Regionals _____ 6
 (2014, 2016, 2018-19, 2021)
 College World Series App. _____ 4
 (2014, 2016, 2018-19)
 Hosted NCAA Regionals _____ 8
 (1996, 1997, 1999, 2016-19, 2021)
 Conference Titles _____ 7
 (2 SWC, 5 Big 12)

COACHING STAFF

Head Coach _____ Tim Tadlock (Texas Tech '92)
 Career Record (Years) _____ 775-299 (20th Year)
 Record at TTU / years _____ 340-172 (10th Year)
 Asst. Coach/Recruiting Coordinator _____ J-Bob Thomas (10th Year)
 Asst. Coach/Pitching Coach _____ Matt Gardner (9th Year)
 Volunteer Asst. Coach _____ Eric Gutierrez (4th Year)
 Director of Operations _____ Joe Hughes (10th Year)
 Special Assistant _____ Ray Hayward (10th Year)
 Athletic Trainer _____ Bryan Simpson (9th Year)
 Dir. of Player Dev./Support Services _____ Lyndee Kiesling (6th Year)
 Equipment Manager _____ Shishir Bhakta (22nd Year)
 Baseball Office Phone _____ (806) 834-4836

STADIUM INFORMATION

Home Field _____ Dan Law Field at Rip Griffin Park
 Surface _____ FieldTurf
 Capacity _____ 4,432
 Stadium Record (2012-Present) _____ 236-71
 Dimensions _____ 330-LF, 404-CF, 330-RF
 Fence Height _____ 7'-6" / 2.29m

ATHLETICS COMMUNICATIONS

Associate Director/Baseball Contact _____ Matt Burkholder
 Cell Phone _____ (559) 862-3771
 Email _____ matt.burkholder@ttu.edu
 Twitter: _____ @TTU_Baseball
 Website _____ www.TexasTech.com
 Mailing Address _____ 2508 6th Street

Head Coach Tim Tadlock



PERSONAL

Date of Birth _____ December 21, 1968 (52 years old)
Hometown/HS _____ Denton, TX/Denton High School, 1987

FAMILY

Wife _____ Kelly (Married 26 years - July 23, 1994)
Children _____ Chloe and Benjamin

EDUCATION:

Bachelor's _____ Texas Tech University (1992)
Master's _____ University of Texas at Tyler (1994)

PLAYING CAREER

1988-89 _____ Hill College
1990-91 _____ Texas Tech

COLLEGE COACHING CAREER

1993-96 _____ Hill College Assistant Coach
1997-2005 _____ Grayson County College Head Coach
2006-2011 _____ Oklahoma Assistant Coach
2012 _____ Texas Tech Assoc. Head Coach
2013-Present _____ Texas Tech Head Coach

Collegiate Head Coaching Record _____ 775-299 (19th Season)
Record at Texas Tech _____ 340-172 (9th Season)

AWARDS & HONORS

2018 National Coach of the Year
2014 National Coach of the Year
2016 Big 12 Coach of the Year

YEAR-BY-YEAR RECORDS

| Year | Overall | Conf | Place | Big 12 | NCAA | CWS |
|--------------|----------------|---------------|------------|-------------|--------------|------------|
| 2013 | 26-30 | 9-15 | 8th | 1-2 | 0-0 | 0-0 |
| 2014 | 45-21 | 14-10 | 4th | 0-2 | 5-3 | 0-2 |
| 2015 | 31-24 | 13-11 | T-3rd | 1-2 | 0-0 | 0-0 |
| 2016 | 47-20 | 19-5 | 1st | 1-2 | 6-4 | 1-2 |
| 2017 | 45-17 | 16-8 | T-1st | 1-2 | 2-2 | 0-0 |
| 2018 | 45-20 | 15-9 | 3rd | 1-2 | 6-3 | 1-2 |
| 2019 | 46-20 | 16-8 | 1st | 3-2 | 7-3 | 2-2 |
| 2020 | 16-3 | --- | --- | --- | --- | --- |
| 2021 | 39-17 | 14-10 | 3rd | 1-2 | 3-2 | --- |
| Total | 340-172 | 116-76 | --- | 9-16 | 29-17 | 4-8 |

ALL GAMES

| | |
|---------|----------------|
| Overall | 340-172 (.664) |
| Home | 215-59 |
| Away | 88-72 |
| Neutral | 37-41 |

BIG 12 CONFERENCE GAMES

| | |
|---------|---------------|
| Overall | 116-76 (.603) |
| Home | 63-33 |
| Away | 53-43 |

NON-CONFERENCE GAMES

| | |
|---------|---------------|
| Overall | 224-96 (.700) |
| Home | 152-26 |
| Away | 35-29 |
| Neutral | 37-41 |

NCAA TOURNAMENT GAMES

| | |
|---------|--------------|
| Overall | 29-17 (.630) |
| Home | 22-8 |
| Away | 2-1 |
| Neutral | 5-7 |

The 2022 season is the 10th as head coach at Texas Tech for Tim Tadlock. During his tenure, Tadlock has built his alma mater into a national powerhouse, leading the Red Raiders to four College World Series in the last seven contested seasons and claiming three of the last five Big 12 Championships.

A two-time National Coach of the Year, Tadlock was named head coach of his alma mater on June 8, 2012, becoming the ninth head coach in program history. He owns a collegiate career record of 775-299 in 18 years as a head coach with nine seasons at Grayson County College (435-127) and nine at Texas Tech (340-172).

Under Tadlock, the Red Raiders have become a national contender year in and year out. Tech is one of four schools in the nation to advance to the College World Series four times since 2014, including consecutive trips in 2018 and 2019 for the first time in school history. Tadlock has put his teams in a position to host five consecutive regionals, making Texas Tech the only school in the country to accomplish the feat. In each of the last five tournaments Tech hosted, Tech was also named a national seed having most recently been the No. 8 seed in 2021.

During Tadlock's nine seasons, the Red Raiders have recorded five 45+ win seasons and three Big 12 titles. Individually, Tech has earned 49 All-America honors, 29 Freshman All-America honors, a College Baseball Foundation National Pitcher of the Year, a Brooks Wallace Award Winner, and two Bobby Bragan Collegiate Slugger Awards. At the conference level, Tech has accumulated 57 All-Big 12 selections, four Big 12 Player of the Years, a Big 12 Pitcher of the Year, two Big 12 Freshman of the Years and a Big 12 Newcomer of the Year.

The Red Raiders have had 59 student-athletes selected in the MLB Draft under Tadlock, including a school-record 11 in 2018. In 2021, a school-record seven Red Raiders were selected within the top-10 rounds. Overall, Tadlock has coached 167 MLB Draft picks, including at least one draft pick during the last 26 seasons and has coached four first-round selections, 18 players taken in the top five rounds and 51 selections in the top-10 rounds of the draft during his coaching career.

With the remarkable team success, Tech fans have packed Rip Griffin Park in Tadlock's nine seasons. In 2015, Texas Tech sold out its season ticket allotment for the first time ever following its first appearance in the CWS. And since, Texas Tech season tickets have been sold out each ensuing season. The 2022 season marked the eighth-straight that season tickets have sold out prior to the start of the season. Tech has consistently ranked among the national leaders in attendance, finishing in the top 15 each year since 2015 while compiling a 164-45 home record in that span.

Tadlock returned to his alma mater for the 2012 season as the program's associate head coach and recruiting coordinator. During his one season in this role, the Red Raiders had a school-record nine MLB Draft picks, including first-round selection center fielder Barrett Barnes, who became the third highest draft pick in school history with the 45th overall pick.

After beginning his college coaching career as an assistant at Hill College (1993-96) for four seasons, Tadlock became the head coach at Grayson County Junior College, where he led the Vikings to back-to-back National Junior College Athletic Association World Series titles in 1999 and 2000. During his nine seasons at Grayson, Tadlock posted a 435-127 (.774) overall record while being named National Coach of the Year following both title runs (1999-2000).

After a prep career at Denton High School and two years at Hill College, Tadlock was a two-year starting shortstop for the Red Raiders while helping Texas Tech to its first-ever 40-win season as a senior in 1991 (42-18). In his two-year career at Tech, Tadlock played in 120 games, batted .289 (120-for-415) with 96 runs scored, 19 doubles, four triples, eight home runs, 68 RBI, 71 walks, 65 strikeouts and was 28-of-41 in stolen bases. Tadlock played for legendary coach Larry Hays while at Texas Tech.

Tadlock graduated with his bachelor's degree in physical education from Texas Tech in May 1992. He also earned a master's degree in education in August 1994 from the University of Texas at Tyler. Tadlock and his wife, Kelly, have two children, daughter, Chloe, and son, Benjamin. Tadlock is originally from Denton, Texas, and was born in 1968.

EXCLUSIVE COMPANY

- Texas Tech is 1 of 4 programs with four trips to Omaha since 2014.
- Texas Tech is the only school in the country that has hosted an NCAA Regional five consecutive times since 2016
- Texas Tech is the only school to earn a national seed every year since 2016, and one of three teams to earn a national seed at least four times since 2016 (Tech-5, Florida-4, Stanford-4).
- Texas Tech has 5 trips to the Super Regionals since 2014, only one program in the country has more
- Texas Tech is 1 of 2 schools nationally to sweep three-consecutive regionals

BIG 12 TITLES

- 2016, 2017, 2019 - Three regular-season championships in four years is the best span in the Big 12 since 2009-11.

45+ WIN SEASONS

- 2014 45-21, 14-10 | First College World Series Appearance
- 2016 47-20, 19-5 | Big 12 Championship, No. 5 National Seed, College World Series
- 2017 45-17, 16-8 | Big 12 Championship, No. 5 National Seed
- 2018 45-20, 15-9 | No. 9 National Seed, College World Series
- 2019 46-20, 16-8 | Big 12 Championship, No. 8 National Seed, College World Series Semifinals

IN THE NATIONAL RANKINGS

- Texas Tech opened the season with its highest collection of preseason rankings in program history in 2021 as a consensus top-four selection in the polls. The 2021 club narrowly edged out the 2018 squad, which was a consensus top-five selection in the preseason polls.
- The No. 3 rankings by three different polls matched the highest preseason ranking in program history.
- 2022 is the fifth straight year Tech has opened the season ranked in the top-5 of at least one preseason poll.
- This is the eighth straight year where the Red Raiders have started out ranked in a preseason poll. It is the sixth time under Tadlock - and the fifth straight year - Tech has been ranked in all six polls to open the year.
- In 2020, Tech earned a No. 1 ranking for the first time since April 14-28, 1997, when it appeared at the top of the Collegiate Baseball Newspaper poll for three weeks.

RED RAIDERS IN THE MLB DRAFT

- Under Tadlock, Texas Tech has had a whopping 59 Red Raiders selected in the MLB Draft since 2013.
- Tech has had multiple draft picks for 31-straight years, the third longest streak in the nation.
- Tadlock had a school-record 11 players drafted in the 2018 draft, followed by seven selections in 2019, including four picks in the Top 10 rounds for the second straight year.
- In 2021, a school-record seven Red Raiders were selected within the top-10 rounds.
- Tech has had 28 of its 59 total draft picks under Tadlock go in the first 10 rounds.
- Four Red Raiders have been drafted in a top-3 round in the last four drafts alone.

TADLOCK MOVES INTO 2ND PLACE ON ALL-TIME SCHOOL WINS LIST

In 2021, Tim Tadlock moved into second place on the all-time Texas Tech head coaches wins list, surpassing the late Kal Segrist's 317 wins (1986-83). He now only trails Larry Hays (1987-2012) who compiled 813 in his career.

TEXAS TECH COACHING STAFF

**J-BOB THOMAS, #19**

Assistant Coach
10th Season at Tech
(Abilene Christian, '05)

Coaching Capsule: J-Bob Thomas enters his 10th season as the recruiting coordinator/assistant coach at Texas Tech in 2022. Thomas works primarily with the Red Raider catchers and assists with the

team's hitters, while serving as the program's recruiting coordinator. Thomas enters his 17th year in collegiate baseball - his 10th on head coach Tim Tadlock's coaching staff at Tech. He was named assistant coach/recruiting coordinator with the Red Raiders on June 20, 2012. Known as a tireless worker and as one of the top recruiters in college baseball, Thomas has proven his abilities early and often throughout his career at Tech. He was recognized as the ABCA/Baseball America Assistant Coach of the Year in 2017 and by Perfect Game in September 2015 as one of 10 coaches nationally "who are everywhere recruiting." A native of Duncanville, Texas, Thomas played for legendary coach Bob Rombach at Duncanville High School where he led his team to three straight Texas High School state playoff appearances (1998-2000). Thomas was born in Duncanville, Texas,

**ERIC GUTIERREZ, #12**

Volunteer Assistant Coach
4th Season at Tech
(Texas Tech, '18)

Coaching Capsule: Former Red Raider All-American first baseman Eric Gutierrez begins his fourth season as a volunteer assistant coach in 2022. He is the acting first base coach for the Red

Raiders. Gutierrez returned to Lubbock to join Tim Tadlock's staff in 2018 after wrapping up a professional career in the Miami Marlins organization. In 2016, Gutierrez was drafted in the 20th round by the Marlins and spent three years with the Batavia Muckdogs, Greensboro Grasshoppers and the Jupiter Hammerheads. Gutierrez, a native of Mission, was a four-year letterwinner and one of the most decorated student-athletes to don the scarlet & black at Texas Tech. He started every game of his collegiate career, primarily at first base, totaling 244 games, the most in school history. Gutierrez still holds four school records, leading the team in eight yearly categories and checks in with 30 marks that rank in the top 10 in the Tech record books.

**RAY HAYWARD**

Special Assistant
10th Season at Tech
(Oklahoma, '83)

Coaching Capsule: Ray Hayward enters his 10th season on staff at Texas Tech in 2022, his fifth in the role of special assistant. Hayward was named assistant coach on June 26, 2012, as part of Tim

Tadlock's inaugural staff at Texas Tech, and served in that role for the first five years of his tenure. A former big league pitcher, scouting supervisor and one of the most respected pitching coaches in the country, Hayward came to the South Plains after spending eight years (2005-2012) at the professional ranks as the Midwest scouting supervisor for the Miami Marlins. Hayward spent five seasons in the Big 12 Conference as the pitching coach at his alma mater, Oklahoma, from 2000-2004. Prior to beginning his coaching career, Hayward pitched three seasons in the big leagues with the San Diego Padres (1986-87) and the Texas Rangers (1988). He finished his playing career in the Rangers organization in 1991 before spending six years as an area scout with the Detroit Tigers (1994-99). He returned to Norman as the Sooners pitching coach and recruiting coordinator in 2000, where he helped guide Oklahoma to three NCAA Tournament appearances in five seasons.

**MATT GARDNER, #50**

Assistant Coach
9th Season at Tech
(Oklahoma State, '08)

Coaching Capsule: Matt Gardner enters his ninth season on staff at Texas Tech and his fifth as assistant coach, where he assists with the Red Raider pitching staff and catchers, while also working

with the outfielders. Gardner was promoted to assistant coach on June 26, 2017, after serving four years as the program's volunteer assistant coach. Gardner, who began his collegiate playing career for Tim Tadlock at Grayson County College in 2005, came to Tech following two seasons as pitching coach at Lubbock Christian University (2012-13). He previously spent three seasons as a graduate assistant coach (2009) and volunteer assistant coach (2010-11) at his alma mater, Oklahoma State. He is originally from Andrews, Texas, graduating from Andrews High School. Matt is the son of Rodney Gardner and Vickie Gardner, both graduates of Lubbock Christian University. His father, Rodney, was a 1975 All-American at LCU playing under former Tech head coach Larry Hays. Rodney went on to coach locally in Lubbock as well as at Abernathy and Estacado High School.

**JOE HUGHES**

Director of Operations
10th Season at Tech
(Oklahoma, '08)

Career Capsule: Joe Hughes enters his 10th season as the director of baseball operations at Texas Tech in 2022. Hughes was named director of operations with the Red Raiders on July 17,

2012. Hughes is responsible for the baseball program's day-to-day operations and oversees every Tech baseball student-athletes' needs. He manages team travel, scheduling and the program's team budget. Hughes also oversees facility needs for the home of Red Raider baseball, Dan Law Field at Rip Griffin Park. In addition, Hughes serves as fall, winter and summer camp director for Red Raider baseball and works as the baseball team liaison with every area and department throughout the Texas Tech athletics department.

2022 Texas Tech Record When...

| | ALL | BIG 12 |
|--|------|--------|
| All Opponents | 18-4 | 0-0 |
| At Rip Griffin Park | 11-0 | 0-0 |
| On the road | 5-1 | 0-0 |
| At neutral sites | 2-3 | 0-0 |
| Big 12 Opponents | 0-0 | 0-0 |
| Non-Conference | 18-4 | 0-0 |
| Day Games | 13-3 | 0-0 |
| Night Games (6 p.m. & after) | 5-1 | 0-0 |
| Top-5 Teams | 0-0 | 0-0 |
| Top-10 Teams | 0-0 | 0-0 |
| Top 25 Teams | 1-2 | 0-0 |
| Unranked Teams <i>(as ranked by D1Baseball.com)</i> | 17-2 | 0-0 |
| February | 5-2 | 0-0 |
| March | 13-2 | 0-0 |
| April | 0-0 | 0-0 |
| May | 0-0 | 0-0 |
| June | 0-0 | 0-0 |
| Monday | 0-0 | 0-0 |
| Tuesday | 4-1 | 0-0 |
| Wednesday | 2-0 | 0-0 |
| Thursday | 0-0 | 0-0 |
| Friday | 3-0 | 0-0 |
| Saturday | 5-1 | 0-0 |
| Sunday | 4-2 | 0-0 |
| vs Left-handed Starter | 2-0 | 0-0 |
| vs Right-handed Starter | 16-4 | 0-0 |
| 1-Run games | 3-1 | 0-0 |
| 2-Run games | 1-0 | 0-0 |
| 5+Run games | 10-1 | 0-0 |
| Extra innings | 1-0 | 0-0 |
| Shutouts | 0-0 | 0-0 |
| Scoring 0-2 runs | 0-2 | 0-0 |
| Scoring 3-5 runs | 2-2 | 0-0 |
| Scoring 6-9 runs | 7-0 | 0-0 |
| Scoring 10+ runs | 9-0 | 0-0 |
| Opponent 0-2 runs | 7-1 | 0-0 |
| Opponent 3-5 runs | 9-0 | 0-0 |
| Opponent 6-9 runs | 2-2 | 0-0 |
| Opponent 10+ runs | 0-1 | 0-0 |
| Scored in 1st inning | 9-0 | 0-0 |
| Opp. scored in 1st inning | 4-0 | 0-0 |
| Scores first | 13-2 | 0-0 |
| Opponent scores first | 5-2 | 0-0 |
| Leading after the 6th | 14-0 | 0-0 |
| Trailing after the 6th | 4-4 | 0-0 |
| Tied after the 6th | 0-0 | 0-0 |
| Leading after the 7th | 15-0 | 0-0 |
| Trailing after the 7th | 3-4 | 0-0 |
| Tied after the 7th | 0-0 | 0-0 |
| Leading after the 8th | 15-0 | 0-0 |
| Trailing after the 8th | 1-4 | 0-0 |
| Tied after the 8th | 2-0 | 0-0 |
| Hit 0 home runs | 6-2 | 0-0 |
| Hit 1 home run | 6-0 | 0-0 |
| Hit 2+ home runs | 6-2 | 0-0 |
| Opponent 0 home runs | 11-1 | 0-0 |
| Opponent 1 home run | 5-3 | 0-0 |
| Opponent 2+ HRs | 2-0 | 0-0 |
| Made 0 errors | 6-3 | 0-0 |
| Made 1 error | 7-1 | 0-0 |
| Made 2+ errors | 5-0 | 0-0 |
| Opponent made 0 errors | 6-2 | 0-0 |
| Opponent made 1 error | 7-2 | 0-0 |
| Opponent made 2+ errors | 5-0 | 0-0 |
| Out-hit opponent | 14-0 | 0-0 |
| Out-hit by opponent | 2-2 | 0-0 |
| Hits are tied | 2-2 | 0-0 |

ADDITIONAL SUPPORT STAFF

| | |
|-----------------|---|
| Bryan Simpson | Athletic Trainer |
| Tory Stephens | Strength & Conditioning |
| Shishir Bhakta | Equipment Manager |
| Lyndee Kiesling | Director of Player Development/Support Services |



Numerical Roster

| No. | Name | POS | B/T | HT | WT | CL | EXP | Hometown / High School / Previous School |
|-----|------------------|---------|-----|------|-----|--------|-----------------------|--|
| 1 | Dillon Carter | OF | L/R | 6-0 | 210 | So.* | 3rd Yr. | Flower Mound, Texas / Argyle HS |
| 2 | Jace Jung | INF | L/R | 6-0 | 205 | So.* | 3rd Yr. | San Antonio, Texas / MacArthur HS |
| 3 | Lauden Brooks | INF | R/R | 5-10 | 185 | Fr. | 1st Yr. | Mt. Carmel, Ohio / McNicholas HS |
| 4 | Kevin Bazzell | C | R/R | 6-1 | 205 | Fr. | 1st Yr. | Rockwall, Texas / Rockwall HS |
| 5 | Hudson White | C/INF | R/R | 5-11 | 195 | Fr. | 1st Yr. | Keller, Texas / Byron Nelson HS |
| 7 | Cody Masters | OF | L/L | 6-1 | 195 | Sr.* | 5th Yr. | Coppell, Texas / Coppell HS |
| 8 | Kurt Wilson | UTL/RHP | R/R | 6-2 | 210 | Sr.* | 5th Yr. | Arlington, Texas / Martin HS |
| 9 | Zac Vooletich | INF/OF | R/R | 5-9 | 185 | Jr.* | 4th Yr. (1st at Tech) | San Antonio, Texas / Brandeis HS / Navarro College |
| 10 | Ty Coleman | INF/OF | R/R | 5-8 | 190 | Jr.* | 4th Yr. (1st at Tech) | Midland, Texas / Midland Lee HS / Texas A&M |
| 11 | Andrew Devine | RHP | R/R | 5-10 | 155 | So.* | 3rd Yr. | Simi Valley, Calif. / Simi Valley HS |
| 13 | Trevor Conley | C | L/R | 5-10 | 195 | Fr. | 1st Yr. | Mt. Carmel, Ohio / West Clermont HS |
| 14 | Cooper Swanson | OF | R/R | 6-0 | 205 | Sr.* | 5th Yr. (1st at Tech) | Fort Myers, Fla. / Canterbury HS / Florida State |
| 15 | Parker Kelly | INF | R/R | 6-3 | 220 | Sr.* | 5th Yr. | Wichita Falls, Texas / Rider HS |
| 16 | Hayde Key | RHP | L/R | 5-11 | 205 | So. | 2nd Yr. | Missouri City, Texas / Ridge Point HS |
| 17 | Drew Reynolds | C/INF | L/R | 5-11 | 215 | Fr. | 1st Yr. | Chehalis, Wash. / W.F. West HS |
| 18 | Cole Stilwell | C/INF | R/R | 6-1 | 215 | Jr.* | 4th Yr. | Rockwall, Texas / Heath HS |
| 19 | Easton Murrell | INF/OF | L/R | 6-0 | 210 | Sr.* | 5th Yr. (4th at Tech) | Prosper, Texas / Prosper HS / Arkansas |
| 20 | Dalton Porter | OF | L/L | 5-11 | 195 | So. | 2nd Yr. (1st at Tech) | Leander, Texas / Rouse HS / Texas |
| 21 | Mason Molina | LHP | R/L | 6-2 | 220 | Fr. | 1st Yr. | Rancho Santa Margarita, Calif. / Trabuco Hills HS |
| 25 | Owen Washburn | RHP/OF | L/R | 6-0 | 205 | Fr. | 1st Yr. | Webster, Wis. / Webster HS |
| 28 | Chase Hampton | RHP | R/R | 6-2 | 225 | So. | 2nd Yr. | Kilgore, Texas / Kilgore HS |
| 29 | Jamie Hitt | LHP | L/L | 6-0 | 190 | R-Fr. | 2nd Yr. | Magnolia, Texas / Concordia Lutheran HS |
| 30 | Bo Blessie | RHP | R/R | 6-3 | 190 | Jr.* | 4th Yr. (1st at Tech) | Midland, Texas / Midland Lee HS / Nebraska / Midland College |
| 31 | Austin Becker | RHP | R/R | 6-5 | 215 | R-So.* | 4th Yr. (3rd at Tech) | Sunbury, Ohio / Big Walnut HS / Vanderbilt |
| 32 | Trendan Parish | RHP | R/R | 6-0 | 180 | Fr. | 1st Yr. | Poolville, Texas / Southwest Christian HS |
| 33 | Ryan Brome | INF/OF | L/R | 5-11 | 225 | Fr. | 1st Yr. | Katy, Texas / Katy HS |
| 34 | Andrew Morris | RHP | R/R | 6-0 | 195 | Jr.* | 4th Yr. (1st at Tech) | Boulder, Colo. / Monarch HS / Colorado Mesa |
| 35 | Garrett Crowley | LHP | L/L | 6-3 | 220 | Jr.* | 4th Yr. (1st at Tech) | Queens, N.Y. / St. Francis Prep / Fordham |
| 36 | Shay Hartis | RHP | R/R | 6-1 | 210 | So.* | 3rd Yr. (1st at Tech) | The Colony, Texas / The Colony HS / Grayson College |
| 38 | Tyler Hamilton | RHP | R/R | 6-1 | 200 | So.* | 3rd Yr. | Dallas, Texas / Parish Episcopal HS |
| 39 | Jase Lopez | RHP | R/R | 5-10 | 195 | So.* | 3rd Yr. (1st at Tech) | Brock, Texas / Brock HS / Weatherford JC |
| 40 | Brendan Girton | RHP | R/R | 6-1 | 230 | So. | 2nd Yr. | Gage, Okla. / Shattuck HS |
| 41 | Sam Hunt | OF | L/L | 6-0 | 185 | R-Fr. | 2nd Yr. | Flower Mound, Texas / Marcus HS |
| 42 | Kyle Robinson | RHP | R/R | 6-4 | 210 | Fr. | 1st Yr. | Vienna, Va. / George C Marshall HS |
| 43 | Brendan Lysik | LHP | L/L | 6-3 | 225 | Fr. | 1st Yr. | Waldwick, N.J. / St. Joseph Regional HS |
| 44 | Brandon Beckel | RHP | R/R | 6-3 | 220 | So. | 2nd Yr. | San Antonio, Texas / Antonian College Prep HS |
| 45 | Derek Bridges | LHP | L/L | 6-1 | 235 | So. | 2nd Yr. | Duncan, Okla. / Duncan HS |
| 48 | Brandon Birdsell | RHP | R/R | 6-2 | 240 | Jr.* | 4th Yr. (2nd at Tech) | Willis, Texas / Willis HS / San Jacinto CC |
| 49 | Colin Clark | LHP | L/L | 6-2 | 205 | Sr.* | 5th Yr. (1st at Tech) | Circleville, Ohio / Logan Elm / Youngstown State |
| 52 | Josh Sanders | RHP | R/R | 6-3 | 180 | So. | 2nd Yr. | Yukon, Okla. / Yukon HS |

* - indicates an additional year of eligibility was used in 2021 (i.e. player retained same class status, 2020-Fr. → 2021-Fr.)
measure was approved by the NCAA for competitions missed in the spring of 2020 due to the COVID-19 pandemic.

Alphabetical Roster

| No. | Name | POS | No. | Name | POS |
|-----|------------------|--------|-----|----------------|---------|
| 4 | Kevin Bazzell | C | 16 | Hayde Key | RHP |
| 44 | Brandon Beckel | RHP | 39 | Jase Lopez | RHP |
| 31 | Austin Becker | RHP | 43 | Brendan Lysik | LHP |
| 48 | Brandon Birdsell | RHP | 7 | Cody Masters | OF |
| 30 | Bo Blessie | RHP | 21 | Mason Molina | LHP |
| 45 | Derek Bridges | LHP | 34 | Andrew Morris | RHP |
| 33 | Ryan Brome | INF/OF | 19 | Easton Murrell | INF/OF |
| 3 | Lauden Brooks | INF | 32 | Trendan Parish | RHP |
| 1 | Dillon Carter | OF | 20 | Dalton Porter | OF |
| 49 | Colin Clark | LHP | 17 | Drew Reynolds | C/INF |
| 10 | Ty Coleman | INF/OF | 42 | Kyle Robinson | RHP |
| 13 | Trevor Conley | C | 52 | Josh Sanders | RHP |
| 35 | Garrett Crowley | LHP | 18 | Cole Stilwell | C/INF |
| 11 | Andrew Devine | RHP | 14 | Cooper Swanson | OF |
| 40 | Brendan Girton | RHP | 9 | Zac Vooletich | INF/OF |
| 38 | Tyler Hamilton | RHP | 25 | Owen Washburn | RHP/OF |
| 28 | Chase Hampton | RHP | 5 | Hudson White | C/INF |
| 36 | Shay Hartis | RHP | 8 | Kurt Wilson | UTL/RHP |
| 29 | Jamie Hitt | LHP | | | |
| 41 | Sam Hunt | OF | | | |
| 2 | Jace Jung | INF | | | |
| 15 | Parker Kelly | INF | | | |

PRONUNCIATION GUIDE

| | | |
|----|-----------------|--|
| 2 | Jace JUNG | Young |
| 19 | Easton MURRELL | Merr-ELL |
| 9 | Zac VOOLETICH | Voo-leh-tiche |
| 3 | LAUDEN Brooks | Say like Cow, but an L in front of it ---- den |
| 43 | Brendan LYSIK | Lie-Sick |
| 4 | Kevin BAZZELL | Bah-zelle |
| 35 | Garrett CROWLEY | Crowe-lee |
| | | Ow! That hurts! |
| 18 | Cole STILWELL | Still-well |



Results/Attendance

| Date | Opponent | Score | Inns | Overall | Conference | Pitcher of record | Attend | Time |
|--------------|--------------------------|--------|------|---------|------------|----------------------|--------|------|
| Feb 18, 2022 | vs Michigan | w 7-6 | 9 | 1-0-0 | 0-0-0 | Hampton, C. (W 1-0) | 7112 | 3:42 |
| Feb 19, 2022 | vs Auburn | L 1-2 | 9 | 1-1-0 | 0-0-0 | Birdsell, B. (L 0-1) | 0 | 2:43 |
| Feb 20, 2022 | vs #15 Arizona | L 2-13 | 9 | 1-2-0 | 0-0-0 | Molina, M. (L 0-1) | 0 | 3:36 |
| Feb 22, 2022 | DALLAS BAPTIST | w 8-4 | 9 | 2-2-0 | 0-0-0 | Girton, B. (W 1-0) | 3557 | 2:55 |
| Feb 26, 2022 | KENT STATE | w 10-7 | 9 | 3-2-0 | 0-0-0 | Girton, B. (W 2-0) | 3684 | 3:11 |
| Feb 27, 2022 | KENT STATE-1 | w 8-1 | 9 | 4-2-0 | 0-0-0 | Birdsell, B. (W 1-1) | - | 3:12 |
| Feb 27, 2022 | KENT STATE-2 | w 7-5 | 9 | 5-2-0 | 0-0-0 | Lopez, J. (W 1-0) | 3779 | 2:46 |
| Mar 01, 2022 | at Dallas Baptist | w 4-3 | (10) | 6-2-0 | 0-0-0 | Hartis, S. (W 1-0) | 1235 | 3:55 |
| Mar 04, 2022 | MERRIMACK | w 17-1 | 9 | 7-2-0 | 0-0-0 | Morris, A. (W 1-0) | 3942 | 3:12 |
| Mar 05, 2022 | MERRIMACK-1 | w 21-5 | 9 | 8-2-0 | 0-0-0 | Birdsell, B. (W 2-1) | - | 3:28 |
| Mar 05, 2022 | MERRIMACK-2 | w 20-2 | 9 | 9-2-0 | 0-0-0 | Molina, M. (W 1-1) | 4031 | 3:18 |
| Mar 06, 2022 | MERRIMACK | w 12-4 | 9 | 10-2-0 | 0-0-0 | Becker, A. (W 1-0) | 3394 | 3:11 |
| Mar 08, 2022 | vs #23 Mississippi State | L 5-9 | 9 | 10-3-0 | 0-0-0 | Hampton, C. (L 1-1) | 5799 | 3:01 |
| Mar 09, 2022 | vs #23 Mississippi State | w 7-2 | 9 | 11-3-0 | 0-0-0 | Hitt, J. (W 1-0) | 5382 | 3:05 |
| Mar 11, 2022 | at Rice | w 10-1 | 9 | 12-3-0 | 0-0-0 | Morris, A. (W 2-0) | 2099 | 3:13 |
| Mar 12, 2022 | at Rice | w 3-2 | 9 | 13-3-0 | 0-0-0 | Parish, T. (W 1-0) | 2579 | 2:55 |
| Mar 13, 2022 | at Rice | w 7-4 | 9 | 14-3-0 | 0-0-0 | Robinson, K. (W 1-0) | 2547 | 3:24 |
| Mar 15, 2022 | NEW MEXICO | w 28-2 | 9 | 15-3-0 | 0-0-0 | Hampton, C. (W 2-1) | 4253 | 3:25 |
| Mar 16, 2022 | NEW MEXICO | w 11-5 | 9 | 16-3-0 | 0-0-0 | Girton, B. (W 3-0) | 3967 | 3:17 |
| Mar 19, 2022 | at IOWA | w 11-3 | 9 | 17-3-0 | 0-0-0 | Birdsell, B. (W 3-1) | 1043 | 3:17 |
| Mar 20, 2022 | at IOWA | L 3-6 | 9 | 17-4-0 | 0-0-0 | Molina, M. (L 1-2) | 1290 | 2:43 |
| Mar 22, 2022 | CALIFORNIA BAPTIST | w 6-3 | 9 | 18-4-0 | 0-0-0 | Hampton, C. (W 3-1) | 3092 | 2:36 |

() extra inning game



Season Stats

2022 Texas Tech Baseball
Overall Statistics for Texas Tech (as of Mar 23, 2022)
(All games Sorted by Batting avg)

Record: 18-4 Home: 11-0 Away: 5-1 Neutral: 2-3 Conference: 0-0

| Player | avg | gp-gs | ab | r | h | 2b | 3b | hr | rbi | tb | slg% | bb | hp | so | gdp | ob% | sf | sh | sb-att | po | a | e | fld% |
|-------------------|------|-------|-----|-----|-----|----|----|----|-----|-----|------|-----|----|-----|-----|------|----|----|--------|-----|-----|----|-------|
| 2 Jace Jung | .388 | 22-22 | 80 | 24 | 31 | 7 | 1 | 4 | 21 | 52 | .650 | 23 | 3 | 13 | 0 | .538 | 0 | 0 | 3-3 | 40 | 43 | 1 | .988 |
| 25 Owen Washburn | .355 | 22-22 | 76 | 21 | 27 | 4 | 1 | 2 | 19 | 39 | .513 | 17 | 2 | 20 | 1 | .474 | 2 | 0 | 2-2 | 31 | 3 | 0 | 1.000 |
| 10 Ty Coleman | .350 | 16-15 | 60 | 12 | 21 | 6 | 0 | 4 | 20 | 39 | .650 | 5 | 1 | 8 | 2 | .409 | 0 | 1 | 0-0 | 0 | 0 | 0 | .000 |
| 15 Parker Kelly | .319 | 21-20 | 72 | 19 | 23 | 3 | 0 | 6 | 27 | 44 | .611 | 11 | 3 | 27 | 0 | .425 | 1 | 1 | 3-3 | 16 | 39 | 3 | .948 |
| 8 Kurt Wilson | .305 | 22-22 | 82 | 23 | 25 | 3 | 2 | 2 | 21 | 38 | .463 | 16 | 0 | 18 | 1 | .414 | 1 | 0 | 2-2 | 21 | 44 | 3 | .956 |
| 18 Cole Stilwell | .270 | 22-22 | 89 | 23 | 24 | 4 | 1 | 2 | 17 | 36 | .404 | 14 | 4 | 14 | 0 | .382 | 3 | 0 | 0-0 | 180 | 8 | 2 | .989 |
| 5 Hudson White | .227 | 21-20 | 75 | 16 | 17 | 5 | 0 | 1 | 13 | 25 | .333 | 13 | 2 | 13 | 0 | .352 | 1 | 0 | 2-2 | 183 | 18 | 2 | .990 |
| 20 Dalton Porter | .217 | 17-11 | 46 | 4 | 10 | 2 | 0 | 1 | 11 | 15 | .326 | 3 | 2 | 15 | 0 | .268 | 5 | 0 | 2-2 | 18 | 0 | 1 | .947 |
| 1 Dillon Carter | .183 | 22-22 | 71 | 23 | 13 | 2 | 1 | 2 | 11 | 23 | .324 | 18 | 4 | 35 | 0 | .376 | 0 | 1 | 4-4 | 41 | 0 | 2 | .953 |
| ----- | | | | | | | | | | | | | | | | | | | | | | | |
| 17 Drew Reynolds | .571 | 7-0 | 7 | 6 | 4 | 1 | 0 | 0 | 3 | 5 | .714 | 3 | 0 | 2 | 0 | .700 | 0 | 0 | 0-0 | 8 | 2 | 0 | 1.000 |
| 19 Easton Murrell | .421 | 10-8 | 19 | 9 | 8 | 0 | 0 | 1 | 3 | 11 | .579 | 9 | 4 | 5 | 0 | .656 | 0 | 0 | 1-1 | 2 | 3 | 0 | 1.000 |
| 33 Ryan Brome | .286 | 8-1 | 14 | 4 | 4 | 1 | 0 | 0 | 4 | 5 | .357 | 2 | 2 | 6 | 0 | .444 | 0 | 0 | 0-0 | 6 | 0 | 0 | 1.000 |
| 9 Zac Vooletich | .263 | 12-8 | 38 | 12 | 10 | 5 | 0 | 0 | 15 | 15 | .395 | 9 | 1 | 6 | 1 | .417 | 0 | 0 | 0-0 | 6 | 2 | 0 | 1.000 |
| 3 Lauden Brooks | .222 | 6-0 | 9 | 4 | 2 | 0 | 0 | 0 | 0 | 2 | .222 | 1 | 0 | 2 | 0 | .300 | 0 | 0 | 1-1 | 0 | 4 | 1 | .800 |
| 41 Sam Hunt | .200 | 5-0 | 5 | 2 | 1 | 0 | 0 | 0 | 4 | 1 | .200 | 0 | 0 | 2 | 0 | .167 | 1 | 0 | 1-1 | 4 | 0 | 0 | 1.000 |
| 14 Cooper Swanson | .125 | 9-3 | 16 | 3 | 2 | 1 | 0 | 0 | 2 | 3 | .188 | 4 | 0 | 9 | 0 | .300 | 0 | 0 | 0-0 | 5 | 0 | 1 | .833 |
| 13 Trevor Conley | .000 | 5-2 | 7 | 3 | 0 | 0 | 0 | 0 | 0 | 0 | .000 | 3 | 0 | 1 | 0 | .300 | 0 | 1 | 0-0 | 21 | 1 | 3 | .880 |
| 11 Andrew Devine | .000 | 1-0 | 0 | 0 | 0 | 0 | 0 | 0 | 0 | 0 | .000 | 0 | 0 | 0 | 0 | .000 | 0 | 0 | 0-0 | 0 | 0 | 0 | .000 |
| Totals | .290 | 22 | 766 | 208 | 222 | 44 | 6 | 25 | 191 | 353 | .461 | 151 | 28 | 196 | 5 | .418 | 14 | 4 | 21-21 | 588 | 186 | 20 | .975 |
| Opponents | .203 | 22 | 718 | 90 | 146 | 39 | 2 | 13 | 88 | 228 | .318 | 80 | 18 | 244 | 6 | .295 | 10 | 1 | 16-21 | 563 | 146 | 22 | .970 |

LOB - Team (192), Opp (149). DPs turned - Team (7), Opp (9). IBB - Team (2), Jung, Ja. 2.

(All games Sorted by Earned run avg)

| Player | era | w-l | app | gs | cg | sho | sv | ip | h | r | er | bb | so | 2b | 3b | hr | b/avg | wp | hp | bk | sfa | sha |
|---------------------|-------|------|-----|----|----|-----|----|-------|-----|-----|-----|-----|-----|----|----|----|-------|----|----|----|-----|-----|
| 48 Brandon Birdsell | 1.80 | 3-1 | 5 | 5 | 0 | 0/0 | 0 | 25.0 | 15 | 6 | 5 | 8 | 43 | 2 | 0 | 0 | .169 | 7 | 2 | 0 | 1 | 0 |
| 28 Chase Hampton | 4.12 | 3-1 | 6 | 5 | 0 | 0/0 | 0 | 24.0 | 15 | 11 | 11 | 9 | 27 | 3 | 0 | 4 | .183 | 1 | 2 | 0 | 0 | 0 |
| 34 Andrew Morris | 4.84 | 2-0 | 5 | 4 | 0 | 0/0 | 0 | 22.1 | 21 | 12 | 12 | 9 | 32 | 6 | 0 | 3 | .244 | 2 | 3 | 0 | 1 | 0 |
| ----- | | | | | | | | | | | | | | | | | | | | | | |
| 45 Derek Bridges | 0.00 | 0-0 | 11 | 0 | 0 | 0/0 | 0 | 8.2 | 5 | 1 | 0 | 4 | 11 | 2 | 0 | 0 | .167 | 2 | 1 | 0 | 0 | 0 |
| 39 Jase Lopez | 1.80 | 1-0 | 5 | 0 | 0 | 0/0 | 0 | 5.0 | 4 | 1 | 1 | 2 | 6 | 1 | 1 | 0 | .222 | 0 | 0 | 0 | 0 | 0 |
| 42 Kyle Robinson | 1.80 | 1-0 | 5 | 0 | 0 | 0/0 | 0 | 5.0 | 4 | 1 | 1 | 2 | 2 | 0 | 0 | 1 | .222 | 2 | 1 | 0 | 0 | 0 |
| 21 Mason Molina | 2.70 | 1-2 | 5 | 5 | 0 | 0/0 | 0 | 20.0 | 10 | 7 | 6 | 14 | 27 | 4 | 0 | 0 | .152 | 1 | 1 | 1 | 3 | 1 |
| 44 Brandon Beckel | 3.18 | 0-0 | 5 | 0 | 0 | 0/0 | 0 | 5.2 | 4 | 2 | 2 | 0 | 7 | 3 | 0 | 0 | .182 | 1 | 0 | 0 | 0 | 0 |
| 32 Trendan Parish | 3.38 | 1-0 | 9 | 0 | 0 | 0/0 | 5 | 13.1 | 11 | 5 | 5 | 1 | 18 | 1 | 0 | 2 | .220 | 0 | 0 | 0 | 1 | 0 |
| 49 Colin Clark | 3.86 | 0-0 | 5 | 0 | 0 | 0/0 | 0 | 7.0 | 4 | 3 | 3 | 3 | 8 | 2 | 0 | 0 | .167 | 0 | 1 | 0 | 1 | 0 |
| 36 Shay Hartis | 4.05 | 1-0 | 5 | 0 | 0 | 0/0 | 0 | 6.2 | 7 | 3 | 3 | 0 | 6 | 3 | 0 | 0 | .259 | 0 | 1 | 0 | 0 | 0 |
| 40 Brendan Girton | 4.08 | 3-0 | 9 | 0 | 0 | 0/0 | 0 | 17.2 | 10 | 9 | 8 | 7 | 18 | 4 | 0 | 1 | .159 | 2 | 0 | 1 | 1 | 0 |
| 29 Jamie Hitt | 4.22 | 1-0 | 7 | 1 | 0 | 0/0 | 0 | 10.2 | 9 | 5 | 5 | 4 | 9 | 2 | 0 | 0 | .214 | 0 | 3 | 0 | 0 | 0 |
| 52 Josh Sanders | 4.91 | 0-0 | 6 | 0 | 0 | 0/0 | 1 | 11.0 | 10 | 7 | 6 | 3 | 13 | 0 | 1 | 0 | .233 | 1 | 1 | 0 | 1 | 0 |
| 31 Austin Becker | 6.00 | 1-0 | 3 | 2 | 0 | 0/0 | 0 | 6.0 | 6 | 4 | 4 | 4 | 9 | 2 | 0 | 1 | .273 | 3 | 2 | 0 | 0 | 0 |
| 30 Bo Blessie | 7.20 | 0-0 | 4 | 0 | 0 | 0/0 | 0 | 5.0 | 5 | 4 | 4 | 2 | 5 | 2 | 0 | 0 | .250 | 2 | 0 | 0 | 0 | 0 |
| 38 Tyler Hamilton | 9.00 | 0-0 | 1 | 0 | 0 | 0/0 | 0 | 1.0 | 1 | 1 | 1 | 2 | 0 | 1 | 0 | 0 | .333 | 0 | 0 | 0 | 1 | 0 |
| 11 Andrew Devine | 13.50 | 0-0 | 3 | 0 | 0 | 0/0 | 0 | 2.0 | 5 | 5 | 3 | 3 | 3 | 1 | 0 | 1 | .385 | 1 | 0 | 0 | 0 | 0 |
| 35 Garrett Crowley | 99.00 | 0-0 | 1 | 0 | 0 | 0/0 | 0 | 0.0 | 0 | 3 | 3 | 3 | 0 | 0 | 0 | 0 | | 0 | 0 | 0 | 0 | 0 |
| Totals | 3.81 | 18-4 | 22 | 22 | 0 | 0/0 | 6 | 196.0 | 146 | 90 | 83 | 80 | 244 | 39 | 2 | 13 | .203 | 25 | 18 | 2 | 10 | 1 |
| Opponents | 9.21 | 4-18 | 22 | 22 | 0 | 0/0 | 1 | 187.2 | 222 | 208 | 192 | 151 | 196 | 44 | 6 | 25 | .290 | 33 | 28 | 0 | 14 | 4 |

PB - Team (3), White, H. 1, Stilwell, C. 1, Conley, T. 1, Opp (3). Pickoffs - Team (2), White, H. 1, Becker, A. 1. SBA/ATT - White, H. (10-13), Stilwell, C. (6-8), Birdsell, B. (4-6), Morris, A. (2-3), Molina, M. (3-3), Girton, B. (3-3), Hampton, C. (2-2), Beckel, B. (1-1), Robinson, K. (0-1), Lopez, J. (0-1), Bridges, D. (1-1).



Season Stats

2022 Texas Tech Baseball
Overall Statistics for Texas Tech (as of Mar 23, 2022)
(All games Sorted by Fielding pct)

| Player | c | po | a | e | fld% | dp | sba | csb | sba% | pb | ci |
|---------------------|-----|-----|-----|----|-------|----|-----|-----|-------|----|----|
| 25 Owen Washburn | 34 | 31 | 3 | 0 | 1.000 | 0 | 0 | 0 | --- | 0 | 0 |
| 17 Drew Reynolds | 10 | 8 | 2 | 0 | 1.000 | 0 | 0 | 0 | --- | 0 | 0 |
| 9 Zac Vooletich | 8 | 6 | 2 | 0 | 1.000 | 0 | 0 | 0 | --- | 0 | 0 |
| 33 Ryan Brome | 6 | 6 | 0 | 0 | 1.000 | 0 | 0 | 0 | --- | 0 | 0 |
| 19 Easton Murrell | 5 | 2 | 3 | 0 | 1.000 | 0 | 0 | 0 | --- | 0 | 0 |
| 34 Andrew Morris | 4 | 1 | 3 | 0 | 1.000 | 0 | 2 | 1 | .667 | 0 | 0 |
| 41 Sam Hunt | 4 | 4 | 0 | 0 | 1.000 | 0 | 0 | 0 | --- | 0 | 0 |
| 40 Brendan Girton | 3 | 1 | 2 | 0 | 1.000 | 0 | 3 | 0 | 1.000 | 0 | 0 |
| 36 Shay Hartis | 3 | 2 | 1 | 0 | 1.000 | 0 | 0 | 0 | --- | 0 | 0 |
| 49 Colin Clark | 2 | 1 | 1 | 0 | 1.000 | 0 | 0 | 0 | --- | 0 | 0 |
| 28 Chase Hampton | 2 | 0 | 2 | 0 | 1.000 | 0 | 2 | 0 | 1.000 | 0 | 0 |
| 29 Jamie Hitt | 2 | 1 | 1 | 0 | 1.000 | 0 | 0 | 0 | --- | 0 | 0 |
| 52 Josh Sanders | 1 | 0 | 1 | 0 | 1.000 | 1 | 0 | 0 | --- | 0 | 0 |
| 32 Trendan Parish | 1 | 0 | 1 | 0 | 1.000 | 0 | 0 | 0 | --- | 0 | 0 |
| 42 Kyle Robinson | 1 | 0 | 1 | 0 | 1.000 | 0 | 0 | 1 | .000 | 0 | 0 |
| 44 Brandon Beckel | 1 | 0 | 1 | 0 | 1.000 | 0 | 1 | 0 | 1.000 | 0 | 0 |
| 21 Mason Molina | 1 | 0 | 1 | 0 | 1.000 | 0 | 3 | 0 | 1.000 | 0 | 0 |
| 30 Bo Blessie | 1 | 0 | 1 | 0 | 1.000 | 0 | 0 | 0 | --- | 0 | 0 |
| 31 Austin Becker | 1 | 0 | 1 | 0 | 1.000 | 0 | 0 | 0 | --- | 0 | 0 |
| 45 Derek Bridges | 1 | 0 | 1 | 0 | 1.000 | 0 | 1 | 0 | 1.000 | 0 | 0 |
| 5 Hudson White | 203 | 183 | 18 | 2 | .990 | 0 | 10 | 3 | .769 | 1 | 0 |
| 18 Cole Stilwell | 190 | 180 | 8 | 2 | .989 | 7 | 6 | 2 | .750 | 1 | 0 |
| 2 Jace Jung | 84 | 40 | 43 | 1 | .988 | 5 | 0 | 0 | --- | 0 | 0 |
| 8 Kurt Wilson | 68 | 21 | 44 | 3 | .956 | 4 | 0 | 0 | --- | 0 | 0 |
| 1 Dillon Carter | 43 | 41 | 0 | 2 | .953 | 0 | 0 | 0 | --- | 0 | 0 |
| 15 Parker Kelly | 58 | 16 | 39 | 3 | .948 | 2 | 0 | 0 | --- | 0 | 0 |
| 20 Dalton Porter | 19 | 18 | 0 | 1 | .947 | 0 | 0 | 0 | --- | 0 | 0 |
| 13 Trevor Conley | 25 | 21 | 1 | 3 | .880 | 0 | 0 | 0 | --- | 1 | 0 |
| 14 Cooper Swanson | 6 | 5 | 0 | 1 | .833 | 0 | 0 | 0 | --- | 0 | 0 |
| 3 Lauden Brooks | 5 | 0 | 4 | 1 | .800 | 1 | 0 | 0 | --- | 0 | 0 |
| 48 Brandon Birdsell | 2 | 0 | 1 | 1 | .500 | 0 | 4 | 2 | .667 | 0 | 0 |
| 35 Garrett Crowley | 0 | 0 | 0 | 0 | .000 | 0 | 0 | 0 | --- | 0 | 0 |
| 11 Andrew Devine | 0 | 0 | 0 | 0 | .000 | 0 | 0 | 0 | --- | 0 | 0 |
| 38 Tyler Hamilton | 0 | 0 | 0 | 0 | .000 | 0 | 0 | 0 | --- | 0 | 0 |
| 39 Jase Lopez | 0 | 0 | 0 | 0 | .000 | 0 | 0 | 1 | .000 | 0 | 0 |
| 10 Ty Coleman | 0 | 0 | 0 | 0 | .000 | 0 | 0 | 0 | --- | 0 | 0 |
| Totals | 794 | 588 | 186 | 20 | .975 | 7 | 16 | 5 | .762 | 3 | 0 |
| Opponents | 731 | 563 | 146 | 22 | .970 | 9 | 21 | 0 | 1.000 | 3 | 0 |

Hitting minimums - 2.5 TPA/Game

Pitching minimums - 1.0 IP/Game



Season Stats (Previous Weekend Series - at Iowa)

2022 Texas Tech Baseball
Overall Statistics for Texas Tech (as of Mar 20, 2022)
(Iowa series stats Sorted by Batting avg)

Record: 1-1 Home: 0-0 Away: 1-1 Conference: 0-0

| Player | avg | gp-gs | ab | r | h | 2b | 3b | hr | rbi | tb | slg% | bb | hp | so | gdp | ob% | sf | sh | sb-att | po | a | e | fld% |
|----------------|------|-------|----|----|----|----|----|----|-----|----|-------|----|----|----|-----|------|----|----|--------|----|----|---|-------|
| Cole Stilwell | .333 | 2-2 | 6 | 4 | 2 | 1 | 0 | 1 | 3 | 6 | 1.000 | 1 | 1 | 2 | 0 | .444 | 1 | 0 | 0-0 | 22 | 2 | 1 | .960 |
| Jace Jung | .286 | 2-2 | 7 | 2 | 2 | 0 | 0 | 1 | 2 | 5 | .714 | 2 | 0 | 0 | 0 | .444 | 0 | 0 | 0-0 | 3 | 2 | 1 | .833 |
| Owen Washburn | .250 | 2-2 | 8 | 0 | 2 | 0 | 0 | 0 | 0 | 2 | .250 | 1 | 0 | 4 | 0 | .333 | 0 | 0 | 0-0 | 3 | 0 | 0 | 1.000 |
| Easton Murrell | .250 | 2-2 | 4 | 3 | 1 | 0 | 0 | 1 | 1 | 4 | 1.000 | 3 | 0 | 1 | 0 | .571 | 0 | 0 | 0-0 | 0 | 0 | 0 | .000 |
| Ty Coleman | .222 | 2-2 | 9 | 1 | 2 | 1 | 0 | 1 | 3 | 6 | .667 | 0 | 0 | 3 | 0 | .222 | 0 | 0 | 0-0 | 0 | 0 | 0 | .000 |
| Hudson White | .125 | 2-2 | 8 | 2 | 1 | 1 | 0 | 0 | 1 | 2 | .250 | 0 | 0 | 4 | 0 | .125 | 0 | 0 | 0-0 | 16 | 1 | 0 | 1.000 |
| Dillon Carter | .125 | 2-2 | 8 | 1 | 1 | 0 | 1 | 0 | 0 | 3 | .375 | 0 | 0 | 4 | 0 | .125 | 0 | 0 | 0-0 | 3 | 0 | 0 | 1.000 |
| Parker Kelly | .000 | 2-2 | 7 | 1 | 0 | 0 | 0 | 0 | 0 | 0 | .000 | 1 | 0 | 7 | 0 | .125 | 0 | 0 | 0-0 | 1 | 7 | 0 | 1.000 |
| Kurt Wilson | .000 | 2-2 | 7 | 0 | 0 | 0 | 0 | 0 | 0 | 0 | .000 | 2 | 0 | 4 | 0 | .222 | 0 | 0 | 1-1 | 3 | 5 | 0 | 1.000 |
| ----- | | | | | | | | | | | | | | | | | | | | | | | |
| Dalton Porter | .500 | 1-0 | 2 | 0 | 1 | 0 | 0 | 0 | 0 | 1 | .500 | 0 | 0 | 1 | 0 | .500 | 0 | 0 | 0-0 | 0 | 0 | 0 | .000 |
| Ryan Brome | .000 | 1-0 | 1 | 0 | 0 | 0 | 0 | 0 | 0 | 0 | .000 | 0 | 0 | 1 | 0 | .000 | 0 | 0 | 0-0 | 0 | 0 | 0 | .000 |
| Sam Hunt | .000 | 1-0 | 1 | 0 | 0 | 0 | 0 | 0 | 0 | 0 | .000 | 0 | 0 | 1 | 0 | .000 | 0 | 0 | 0-0 | 0 | 0 | 0 | .000 |
| Zac Vooletich | .000 | 1-0 | 0 | 0 | 0 | 0 | 0 | 0 | 0 | 0 | .000 | 0 | 0 | 0 | 0 | .000 | 0 | 0 | 0-0 | 0 | 0 | 0 | .000 |
| Totals | .176 | 2 | 68 | 14 | 12 | 3 | 1 | 4 | 10 | 29 | .426 | 10 | 1 | 32 | 0 | .288 | 1 | 0 | 1-1 | 51 | 17 | 2 | .971 |
| Opponents | .210 | 2 | 62 | 9 | 13 | 2 | 0 | 1 | 9 | 18 | .290 | 8 | 1 | 23 | 0 | .306 | 1 | 1 | 3-4 | 54 | 9 | 3 | .955 |

LOB - Team (12), Opp (13). IBB - Team (1), Jung, Ja. 1.

(Iowa series stats Sorted by Earned run avg)

| Player | era | w-l | app | gs | cg | sho | sv | ip | h | r | er | bb | so | 2b | 3b | hr | b/avg | wp | hp | bk | sfa | sha |
|------------------|-------|-----|-----|----|----|-----|----|------|----|----|----|----|----|----|----|----|-------|----|----|----|-----|-----|
| Brandon Birdsell | 1.80 | 1-0 | 1 | 1 | 0 | 0/0 | 0 | 5.0 | 5 | 2 | 1 | 2 | 9 | 0 | 0 | 0 | .263 | 0 | 1 | 0 | 0 | 0 |
| Mason Molina | 1.80 | 0-1 | 1 | 1 | 0 | 0/0 | 0 | 5.0 | 1 | 2 | 1 | 2 | 8 | 0 | 0 | 0 | .071 | 0 | 0 | 0 | 1 | 1 |
| Andrew Morris | 3.00 | 0-0 | 1 | 0 | 0 | 0/0 | 0 | 3.0 | 2 | 1 | 1 | 1 | 4 | 1 | 0 | 0 | .182 | 0 | 0 | 0 | 0 | 0 |
| Brendan Girton | 13.50 | 0-0 | 1 | 0 | 0 | 0/0 | 0 | 2.0 | 3 | 3 | 3 | 1 | 1 | 1 | 0 | 1 | .333 | 1 | 0 | 0 | 0 | 0 |
| ----- | | | | | | | | | | | | | | | | | | | | | | |
| Kyle Robinson | 0.00 | 0-0 | 1 | 0 | 0 | 0/0 | 0 | 1.0 | 1 | 0 | 0 | 2 | 0 | 0 | 0 | 0 | .250 | 1 | 0 | 0 | 0 | 0 |
| Derek Bridges | 0.00 | 0-0 | 1 | 0 | 0 | 0/0 | 0 | 0.2 | 1 | 1 | 0 | 0 | 0 | 0 | 0 | 0 | .333 | 0 | 0 | 0 | 0 | 0 |
| Brandon Beckel | 0.00 | 0-0 | 1 | 0 | 0 | 0/0 | 0 | 0.1 | 0 | 0 | 0 | 0 | 1 | 0 | 0 | 0 | .000 | 1 | 0 | 0 | 0 | 0 |
| Totals | 3.18 | 1-1 | 2 | 2 | 0 | 0/0 | 0 | 17.0 | 13 | 9 | 6 | 8 | 23 | 2 | 0 | 1 | .210 | 3 | 1 | 0 | 1 | 1 |
| Opponents | 5.50 | 1-1 | 2 | 2 | 0 | 0/0 | 0 | 18.0 | 12 | 14 | 11 | 10 | 32 | 3 | 1 | 4 | .176 | 3 | 1 | 0 | 1 | 0 |

PB - Team (1), Stilwell, C. 1. SBA/ATT - Stilwell, C. (3-4), Birdsell, B. (1-2), Beckel, B. (1-1), Molina, M. (1-1).



Season Stats (Home Games Only)

2022 Texas Tech Baseball
Overall Statistics for Texas Tech (as of Mar 23, 2022)
(Home games Sorted by Batting avg)

Record: 11-0 Home: 11-0 Away: 0-0 Conference: 0-0

| Player | avg | gp-gs | ab | r | h | 2b | 3b | hr | rbi | tb | slg% | bb | hp | so | gdp | ob% | sf | sh | sb-att | po | a | e | fld% |
|-------------------|------|-------|-----|-----|-----|----|----|----|-----|-----|-------|----|----|-----|-----|------|----|----|--------|-----|-----|---|-------|
| 2 Jace Jung | .526 | 11-11 | 38 | 18 | 20 | 5 | 1 | 2 | 13 | 33 | .868 | 15 | 2 | 4 | 0 | .673 | 0 | 0 | 3-3 | 23 | 24 | 0 | 1.000 |
| 10 Ty Coleman | .480 | 7-6 | 25 | 8 | 12 | 3 | 0 | 3 | 16 | 24 | .960 | 2 | 0 | 1 | 2 | .519 | 0 | 1 | 0-0 | 0 | 0 | 0 | .000 |
| 25 Owen Washburn | .405 | 11-11 | 37 | 13 | 15 | 4 | 0 | 2 | 15 | 25 | .676 | 8 | 2 | 5 | 0 | .532 | 0 | 0 | 2-2 | 13 | 1 | 0 | 1.000 |
| 15 Parker Kelly | .395 | 11-11 | 38 | 15 | 15 | 1 | 0 | 3 | 19 | 25 | .658 | 8 | 3 | 11 | 0 | .520 | 1 | 0 | 2-2 | 7 | 23 | 2 | .938 |
| 18 Cole Stilwell | .333 | 11-11 | 48 | 13 | 16 | 2 | 1 | 1 | 11 | 23 | .479 | 8 | 1 | 5 | 0 | .424 | 2 | 0 | 0-0 | 88 | 5 | 1 | .989 |
| 8 Kurt Wilson | .333 | 11-11 | 42 | 16 | 14 | 2 | 0 | 2 | 14 | 22 | .524 | 8 | 0 | 4 | 1 | .440 | 0 | 0 | 0-0 | 10 | 21 | 0 | 1.000 |
| 1 Dillon Carter | .324 | 11-11 | 34 | 19 | 11 | 2 | 0 | 1 | 10 | 16 | .471 | 12 | 3 | 9 | 0 | .531 | 0 | 0 | 3-3 | 16 | 0 | 1 | .941 |
| 9 Zac Vooletich | .286 | 6-6 | 28 | 11 | 8 | 4 | 0 | 0 | 13 | 12 | .429 | 8 | 0 | 3 | 1 | .444 | 0 | 0 | 0-0 | 2 | 2 | 0 | 1.000 |
| 5 Hudson White | .282 | 11-11 | 39 | 9 | 11 | 2 | 0 | 0 | 9 | 13 | .333 | 8 | 1 | 4 | 0 | .408 | 1 | 0 | 1-1 | 100 | 9 | 2 | .982 |
| ----- | | | | | | | | | | | | | | | | | | | | | | | |
| 17 Drew Reynolds | .800 | 5-0 | 5 | 6 | 4 | 1 | 0 | 0 | 3 | 5 | 1.000 | 3 | 0 | 1 | 0 | .875 | 0 | 0 | 0-0 | 8 | 2 | 0 | 1.000 |
| 33 Ryan Brome | .500 | 4-0 | 6 | 3 | 3 | 1 | 0 | 0 | 3 | 4 | .667 | 2 | 1 | 1 | 0 | .667 | 0 | 0 | 0-0 | 6 | 0 | 0 | 1.000 |
| 19 Easton Murrell | .455 | 6-4 | 11 | 5 | 5 | 0 | 0 | 0 | 2 | 5 | .455 | 4 | 3 | 3 | 0 | .667 | 0 | 0 | 0-0 | 1 | 0 | 0 | 1.000 |
| 20 Dalton Porter | .261 | 8-5 | 23 | 3 | 6 | 1 | 0 | 1 | 7 | 10 | .435 | 1 | 0 | 4 | 0 | .259 | 3 | 0 | 1-1 | 7 | 0 | 0 | 1.000 |
| 3 Lauden Brooks | .250 | 5-0 | 8 | 4 | 2 | 0 | 0 | 0 | 0 | 2 | .250 | 1 | 0 | 2 | 0 | .333 | 0 | 0 | 1-1 | 0 | 4 | 1 | .800 |
| 41 Sam Hunt | .250 | 3-0 | 4 | 2 | 1 | 0 | 0 | 0 | 4 | 1 | .250 | 0 | 0 | 1 | 0 | .200 | 1 | 0 | 1-1 | 4 | 0 | 0 | 1.000 |
| 14 Cooper Swanson | .143 | 5-1 | 7 | 1 | 1 | 1 | 0 | 0 | 2 | 2 | .286 | 4 | 0 | 3 | 0 | .455 | 0 | 0 | 0-0 | 4 | 0 | 0 | 1.000 |
| 13 Trevor Conley | .000 | 2-0 | 3 | 2 | 0 | 0 | 0 | 0 | 0 | 0 | .000 | 1 | 0 | 0 | 0 | .250 | 0 | 0 | 0-0 | 4 | 0 | 0 | 1.000 |
| 11 Andrew Devine | .000 | 1-0 | 0 | 0 | 0 | 0 | 0 | 0 | 0 | 0 | .000 | 0 | 0 | 0 | 0 | .000 | 0 | 0 | 0-0 | 0 | 0 | 0 | .000 |
| Totals | .364 | 11 | 396 | 148 | 144 | 29 | 2 | 15 | 141 | 222 | .561 | 93 | 16 | 61 | 4 | .493 | 8 | 1 | 14-14 | 297 | 104 | 8 | .980 |
| Opponents | .196 | 11 | 352 | 39 | 69 | 21 | 2 | 8 | 37 | 118 | .335 | 39 | 11 | 123 | 6 | .292 | 5 | 0 | 6-10 | 264 | 83 | 9 | .975 |

LOB - Team (102), Opp (71). DPs turned - Team (6), Opp (6). IBB - Team (1), Jung, Ja. 1.

(Home games Sorted by Earned run avg)

| Player | era | w-l | app | gs | cg | sho | sv | ip | h | r | er | bb | so | 2b | 3b | hr | b/avg | wp | hp | bks | sfa | sha |
|---------------------|-------|------|-----|----|----|-----|----|------|-----|-----|-----|----|-----|----|----|----|-------|----|----|-----|-----|-----|
| 28 Chase Hampton | 3.00 | 2-0 | 3 | 3 | 0 | 0/0 | 0 | 15.0 | 11 | 5 | 5 | 4 | 16 | 2 | 0 | 3 | .216 | 1 | 1 | 0 | 0 | 0 |
| ----- | | | | | | | | | | | | | | | | | | | | | | |
| 44 Brandon Beckel | 0.00 | 0-0 | 3 | 0 | 0 | 0/0 | 0 | 5.0 | 2 | 0 | 0 | 0 | 6 | 2 | 0 | 0 | .118 | 0 | 0 | 0 | 0 | 0 |
| 36 Shay Hartis | 0.00 | 0-0 | 2 | 0 | 0 | 0/0 | 0 | 3.2 | 2 | 0 | 0 | 0 | 2 | 2 | 0 | 0 | .154 | 0 | 0 | 0 | 0 | 0 |
| 45 Derek Bridges | 0.00 | 0-0 | 4 | 0 | 0 | 0/0 | 0 | 3.1 | 2 | 0 | 0 | 1 | 3 | 2 | 0 | 0 | .182 | 1 | 0 | 0 | 0 | 0 |
| 49 Colin Clark | 0.00 | 0-0 | 2 | 0 | 0 | 0/0 | 0 | 3.1 | 1 | 0 | 0 | 2 | 5 | 0 | 0 | 0 | .091 | 0 | 1 | 0 | 0 | 0 |
| 30 Bo Blessie | 0.00 | 0-0 | 2 | 0 | 0 | 0/0 | 0 | 3.0 | 1 | 0 | 0 | 1 | 4 | 1 | 0 | 0 | .100 | 0 | 0 | 0 | 0 | 0 |
| 11 Andrew Devine | 0.00 | 0-0 | 2 | 0 | 0 | 0/0 | 0 | 1.2 | 2 | 2 | 0 | 3 | 2 | 0 | 0 | 0 | .222 | 0 | 0 | 0 | 0 | 0 |
| 48 Brandon Birdsell | 1.80 | 2-0 | 2 | 2 | 0 | 0/0 | 0 | 10.0 | 9 | 2 | 2 | 2 | 15 | 2 | 0 | 0 | .237 | 4 | 1 | 0 | 0 | 0 |
| 31 Austin Becker | 1.80 | 1-0 | 2 | 2 | 0 | 0/0 | 0 | 5.0 | 2 | 1 | 1 | 4 | 6 | 0 | 0 | 1 | .133 | 3 | 2 | 0 | 0 | 0 |
| 32 Trendan Parish | 1.80 | 0-0 | 4 | 0 | 0 | 0/0 | 3 | 5.0 | 3 | 1 | 1 | 0 | 9 | 1 | 0 | 1 | .158 | 0 | 0 | 0 | 0 | 0 |
| 40 Brendan Girton | 2.16 | 3-0 | 4 | 0 | 0 | 0/0 | 0 | 8.1 | 3 | 3 | 2 | 2 | 9 | 1 | 0 | 0 | .111 | 0 | 0 | 0 | 1 | 0 |
| 21 Mason Molina | 2.25 | 1-0 | 2 | 2 | 0 | 0/0 | 0 | 8.0 | 3 | 2 | 2 | 7 | 11 | 1 | 0 | 0 | .115 | 1 | 1 | 0 | 1 | 0 |
| 39 Jase Lopez | 2.25 | 1-0 | 2 | 0 | 0 | 0/0 | 0 | 4.0 | 3 | 1 | 1 | 1 | 5 | 1 | 1 | 0 | .214 | 0 | 0 | 0 | 0 | 0 |
| 42 Kyle Robinson | 3.86 | 0-0 | 3 | 0 | 0 | 0/0 | 0 | 2.1 | 2 | 1 | 1 | 0 | 2 | 0 | 0 | 1 | .250 | 0 | 1 | 0 | 0 | 0 |
| 34 Andrew Morris | 5.06 | 1-0 | 2 | 2 | 0 | 0/0 | 0 | 10.2 | 8 | 6 | 6 | 3 | 18 | 3 | 0 | 2 | .216 | 0 | 2 | 0 | 1 | 0 |
| 52 Josh Sanders | 7.50 | 0-0 | 4 | 0 | 0 | 0/0 | 0 | 6.0 | 6 | 6 | 5 | 2 | 7 | 0 | 1 | 0 | .250 | 1 | 1 | 0 | 1 | 0 |
| 38 Tyler Hamilton | 9.00 | 0-0 | 1 | 0 | 0 | 0/0 | 0 | 1.0 | 1 | 1 | 1 | 2 | 0 | 1 | 0 | 0 | .333 | 0 | 0 | 0 | 1 | 0 |
| 29 Jamie Hitt | 12.27 | 0-0 | 3 | 0 | 0 | 0/0 | 0 | 3.2 | 8 | 5 | 5 | 2 | 3 | 2 | 0 | 0 | .421 | 0 | 1 | 0 | 0 | 0 |
| 35 Garrett Crowley | 99.00 | 0-0 | 1 | 0 | 0 | 0/0 | 0 | 0.0 | 0 | 3 | 3 | 3 | 0 | 0 | 0 | 0 | | 0 | 0 | 0 | 0 | 0 |
| Totals | 3.18 | 11-0 | 11 | 11 | 0 | 0/0 | 3 | 99.0 | 69 | 39 | 35 | 39 | 123 | 21 | 2 | 8 | .196 | 11 | 11 | 0 | 5 | 0 |
| Opponents | 14.52 | 0-11 | 11 | 11 | 0 | 0/0 | 0 | 88.0 | 144 | 148 | 142 | 93 | 61 | 29 | 2 | 15 | .364 | 22 | 16 | 0 | 8 | 1 |

PB - Team (2), Conley, T. 1, White, H. 1, Opp (1). Pickoffs - Team (2), White, H. 1, Becker, A. 1. SBA/ATT - White, H. (4-7), Birdsell, B. (2-3), Stilwell, C. (2-3), Morris, A. (2-3), Bridges, D. (1-1), Robinson, K. (0-1), Girton, B. (1-1), Lopez, J. (0-1).



Game-By-Game Offensive Stats

2022 Texas Tech Baseball
Team Game-by-Game for Texas Tech (as of Mar 23, 2022)
Batting (All games)

| Date | Opponent | ab | r | h | rbi | 2b | 3b | hr | tb | bb | ibb | sb | cs | hbp | sac | sf | gdp | k | po | a | e | lob | avg |
|--------|----------------------|-----|-----|-----|-----|----|----|----|-----|-----|-----|----|----|-----|-----|----|-----|-----|-----|-----|----|-----|------|
| Feb 18 | vs Michigan | 34 | 7 | 9 | 6 | 0 | 1 | 0 | 11 | 8 | 0 | 2 | 0 | 4 | 0 | 1 | 0 | 11 | 27 | 9 | 1 | 14 | .265 |
| Feb 19 | vs Auburn | 26 | 1 | 3 | 1 | 0 | 0 | 0 | 3 | 7 | 0 | 0 | 0 | 1 | 0 | 1 | 0 | 8 | 24 | 14 | 0 | 7 | .200 |
| Feb 20 | vs Arizona | 31 | 2 | 5 | 2 | 0 | 0 | 0 | 5 | 4 | 0 | 0 | 0 | 0 | 0 | 0 | 0 | 12 | 27 | 6 | 0 | 6 | .187 |
| Feb 22 | DALLAS BAPTIST | 32 | 8 | 10 | 7 | 2 | 0 | 0 | 12 | 7 | 0 | 1 | 0 | 1 | 0 | 0 | 2 | 5 | 27 | 6 | 1 | 8 | .220 |
| Feb 26 | KENT STATE | 29 | 10 | 5 | 10 | 1 | 0 | 1 | 9 | 10 | 1 | 1 | 0 | 2 | 1 | 0 | 0 | 9 | 27 | 3 | 0 | 8 | .211 |
| Feb 27 | KENT STATE | 35 | 8 | 12 | 8 | 4 | 0 | 1 | 19 | 4 | 0 | 0 | 0 | 1 | 0 | 1 | 0 | 5 | 27 | 9 | 2 | 9 | .235 |
| Feb 27 | KENT STATE | 32 | 7 | 8 | 7 | 0 | 0 | 3 | 17 | 3 | 0 | 1 | 0 | 2 | 0 | 0 | 0 | 8 | 27 | 6 | 0 | 6 | .237 |
| Mar 01 | at Dallas Baptist | 35 | 4 | 6 | 4 | 1 | 0 | 1 | 10 | 6 | 0 | 0 | 0 | 1 | 0 | 1 | 0 | 13 | 30 | 5 | 0 | 9 | .228 |
| Mar 04 | MERRIMACK | 37 | 17 | 16 | 17 | 2 | 0 | 0 | 18 | 11 | 0 | 0 | 0 | 2 | 0 | 2 | 0 | 3 | 27 | 11 | 0 | 11 | .254 |
| Mar 05 | MERRIMACK | 36 | 21 | 13 | 21 | 2 | 0 | 3 | 24 | 18 | 0 | 2 | 0 | 3 | 0 | 1 | 0 | 4 | 27 | 10 | 1 | 13 | .266 |
| Mar 05 | MERRIMACK | 43 | 20 | 20 | 19 | 3 | 0 | 3 | 32 | 7 | 0 | 1 | 0 | 0 | 0 | 1 | 0 | 6 | 27 | 10 | 0 | 7 | .289 |
| Mar 06 | MERRIMACK | 37 | 12 | 13 | 11 | 3 | 1 | 2 | 24 | 6 | 0 | 5 | 0 | 2 | 0 | 0 | 0 | 2 | 27 | 12 | 1 | 9 | .295 |
| Mar 08 | vs Mississippi State | 35 | 5 | 8 | 5 | 2 | 1 | 2 | 18 | 3 | 0 | 2 | 0 | 0 | 0 | 1 | 0 | 16 | 24 | 4 | 0 | 7 | .290 |
| Mar 09 | vs Mississippi State | 35 | 7 | 8 | 6 | 0 | 1 | 2 | 16 | 6 | 0 | 0 | 0 | 1 | 1 | 0 | 0 | 11 | 27 | 9 | 2 | 9 | .285 |
| Mar 11 | at Rice | 36 | 10 | 9 | 7 | 2 | 0 | 1 | 14 | 8 | 0 | 2 | 0 | 2 | 1 | 0 | 0 | 10 | 27 | 8 | 2 | 10 | .283 |
| Mar 12 | at Rice | 33 | 3 | 5 | 3 | 2 | 0 | 0 | 7 | 2 | 0 | 0 | 0 | 0 | 0 | 1 | 0 | 13 | 27 | 3 | 4 | 6 | .275 |
| Mar 13 | at Rice | 37 | 7 | 13 | 6 | 5 | 0 | 0 | 18 | 4 | 0 | 0 | 0 | 2 | 1 | 0 | 1 | 9 | 27 | 7 | 1 | 10 | .280 |
| Mar 15 | NEW MEXICO | 47 | 28 | 25 | 27 | 7 | 0 | 1 | 35 | 13 | 0 | 0 | 0 | 2 | 0 | 2 | 1 | 7 | 27 | 16 | 2 | 12 | .298 |
| Mar 16 | NEW MEXICO | 37 | 11 | 13 | 9 | 4 | 0 | 0 | 17 | 7 | 0 | 3 | 0 | 1 | 0 | 0 | 0 | 6 | 27 | 9 | 0 | 10 | .301 |
| Mar 19 | at IOWA | 36 | 11 | 8 | 7 | 3 | 1 | 2 | 19 | 8 | 1 | 1 | 0 | 0 | 0 | 1 | 0 | 15 | 27 | 7 | 1 | 7 | .297 |
| Mar 20 | at IOWA | 32 | 3 | 4 | 3 | 0 | 0 | 2 | 10 | 2 | 0 | 0 | 0 | 1 | 0 | 0 | 0 | 17 | 24 | 10 | 1 | 5 | .290 |
| Mar 22 | CALIFORNIA BAPT | 31 | 6 | 9 | 5 | 1 | 1 | 1 | 15 | 7 | 0 | 0 | 0 | 0 | 0 | 1 | 1 | 6 | 27 | 12 | 1 | 9 | .290 |
| Totals | | 766 | 208 | 222 | 191 | 44 | 6 | 25 | 353 | 151 | 2 | 21 | 0 | 28 | 4 | 14 | 5 | 196 | 588 | 186 | 20 | 192 | .290 |



Multis/Streaks

| Multiple Hit Games | 2 | 3 | 4 | 5+ | Total |
|--------------------|----|----|---|----|-------|
| 2 Jace Jung | 5 | 5 | - | - | 10 |
| 18 Cole Stilwell | 6 | 2 | - | - | 8 |
| 8 Kurt Wilson | 6 | - | 1 | - | 7 |
| 10 Ty Coleman | 5 | 1 | - | - | 6 |
| 25 Owen Washburn | 3 | 3 | - | - | 6 |
| 5 Hudson White | 3 | 2 | - | - | 5 |
| 15 Parker Kelly | 2 | 3 | - | - | 5 |
| 20 Dalton Porter | 2 | 1 | - | - | 3 |
| 9 Zac Vooletich | 2 | 1 | - | - | 3 |
| 1 Dillon Carter | 1 | 1 | - | - | 2 |
| 19 Easton Murrell | 1 | - | - | - | 1 |
| 17 Drew Reynolds | - | 1 | - | - | 1 |
| 33 Ryan Brome | 1 | - | - | - | 1 |
| 3 Lauden Brooks | 1 | - | - | - | 1 |
| TEAM | 38 | 20 | 1 | 0 | 59 |

| Multiple RBI Games | 2 | 3 | 4 | 5+ | Total |
|--------------------|----|----|---|----|-------|
| 2 Jace Jung | 5 | 2 | - | - | 7 |
| 25 Owen Washburn | 4 | 3 | - | - | 7 |
| 15 Parker Kelly | 5 | - | 1 | 1 | 7 |
| 18 Cole Stilwell | 5 | 1 | - | - | 6 |
| 8 Kurt Wilson | 1 | 3 | - | 1 | 5 |
| 10 Ty Coleman | 2 | - | 3 | - | 5 |
| 5 Hudson White | 4 | 1 | - | - | 5 |
| 9 Zac Vooletich | 2 | - | 1 | 1 | 4 |
| 1 Dillon Carter | 2 | 1 | - | - | 3 |
| 20 Dalton Porter | 1 | 1 | - | - | 2 |
| 41 Sam Hunt | - | 1 | - | - | 1 |
| 14 Cooper Swanson | 1 | - | - | - | 1 |
| 17 Drew Reynolds | 1 | - | - | - | 1 |
| 33 Ryan Brome | - | 1 | - | - | 1 |
| TEAM | 33 | 14 | 5 | 3 | 55 |

| Hitting Streaks | Longest | Current |
|-------------------|---------|---------|
| 10 Ty Coleman | 13 | 13 |
| 8 Kurt Wilson | 12 | - |
| 15 Parker Kelly | 11 | - |
| 25 Owen Washburn | 6 | 6 |
| 18 Cole Stilwell | 6 | 1 |
| 19 Easton Murrell | 5 | 1 |
| 2 Jace Jung | 5 | 2 |
| 9 Zac Vooletich | 4 | - |
| 1 Dillon Carter | 4 | - |
| 5 Hudson White | 4 | 1 |
| 20 Dalton Porter | 2 | 1 |
| 14 Cooper Swanson | 1 | - |
| 41 Sam Hunt | 1 | - |
| 3 Lauden Brooks | 1 | 1 |
| 33 Ryan Brome | 1 | - |
| 17 Drew Reynolds | 1 | - |

| Reached Base Streaks | Longest | Current |
|----------------------|---------|---------|
| 18 Cole Stilwell | 19 | 19 |
| 8 Kurt Wilson | 17 | - |
| 10 Ty Coleman | 13 | 13 |
| 15 Parker Kelly | 12 | - |
| 2 Jace Jung | 11 | 8 |
| 1 Dillon Carter | 11 | 1 |
| 19 Easton Murrell | 10 | 10 |
| 25 Owen Washburn | 8 | 6 |
| 9 Zac Vooletich | 6 | - |
| 5 Hudson White | 6 | 1 |
| 33 Ryan Brome | 5 | - |
| 17 Drew Reynolds | 3 | - |
| 13 Trevor Conley | 2 | - |
| 14 Cooper Swanson | 2 | - |
| 20 Dalton Porter | 2 | 1 |
| 3 Lauden Brooks | 1 | 1 |
| 41 Sam Hunt | 1 | - |

Texas Tech when...

| Score by innings | 1 | 2 | 3 | 4 | 5 | 6 | 7 | 8 | 9 | EX | Total |
|----------------------|------|----|----|----|----------------------|----|----|----|------|----|-------|
| Texas Tech | 19 | 31 | 23 | 13 | 31 | 32 | 23 | 30 | 5 | 1 | 208 |
| Opponents | 5 | 8 | 6 | 25 | 10 | 9 | 7 | 10 | 10 | 0 | 90 |
| Record when ... | | | | | | | | | | | |
| Overall | 18-4 | | | | After 6 leading | | | | 14-0 | | |
| Conference | 0-0 | | | | trailing | | | | 4-4 | | |
| Non-Conference | 18-4 | | | | tied | | | | 0-0 | | |
| Home games | 11-0 | | | | After 7 leading | | | | 15-0 | | |
| Away games | 5-1 | | | | trailing | | | | 3-4 | | |
| Neutral site | 2-3 | | | | tied | | | | 0-0 | | |
| Day games | 13-3 | | | | After 8 leading | | | | 15-0 | | |
| Night games | 5-1 | | | | trailing | | | | 1-4 | | |
| vs Left starter | 2-0 | | | | tied | | | | 2-0 | | |
| vs Right starter | 16-4 | | | | Hit 0 home runs | | | | 6-2 | | |
| 1-Run games | 3-1 | | | | ... 1 home run | | | | 6-0 | | |
| 2-Run games | 1-0 | | | | ... 2+ home runs | | | | 6-2 | | |
| 5+Run games | 10-1 | | | | Opponent 0 home runs | | | | 11-1 | | |
| Extra innings | 1-0 | | | | 1 home run | | | | 5-3 | | |
| Shutouts | 0-0 | | | | 2+ HRs | | | | 2-0 | | |
| Scoring 0-2 runs | 0-2 | | | | Made 0 errors | | | | 6-3 | | |
| 3-5 runs | 2-2 | | | | 1 error | | | | 7-1 | | |
| 6-9 runs | 7-0 | | | | 2+ errors | | | | 5-0 | | |
| 10+ runs | 9-0 | | | | Opp. made 0 errors | | | | 6-2 | | |
| Opponent 0-2 runs | 7-1 | | | | 1 error | | | | 7-2 | | |
| 3-5 runs | 9-0 | | | | 2+ errors | | | | 5-0 | | |
| 6-9 runs | 2-2 | | | | Out-hit opponent | | | | 14-0 | | |
| 10+ runs | 0-1 | | | | Out-hit by opponent | | | | 2-2 | | |
| Scored in 1st inning | 9-0 | | | | Hits are tied | | | | 2-2 | | |
| Opp. scored in 1st | 4-0 | | | | | | | | | | |
| Scores first | 13-2 | | | | | | | | | | |
| Opp. scores first | 5-2 | | | | | | | | | | |

Record when team scores:

| | | | | | | | | | | | |
|------|-----|-----|-----|-----|-----|-----|-----|-----|-----|-----|-----|
| Runs | 0 | 1 | 2 | 3 | 4 | 5 | 6 | 7 | 8 | 9 | 10+ |
| W-L | 0-0 | 0-1 | 0-1 | 1-1 | 1-0 | 0-1 | 1-0 | 4-0 | 2-0 | 0-0 | 9-0 |

Record when opponent scores:

| | | | | | | | | | | | |
|------|-----|-----|-----|-----|-----|-----|-----|-----|-----|-----|-----|
| Runs | 0 | 1 | 2 | 3 | 4 | 5 | 6 | 7 | 8 | 9 | 10+ |
| W-L | 0-0 | 3-0 | 4-1 | 3-0 | 3-0 | 3-0 | 1-1 | 1-0 | 0-0 | 0-1 | 0-1 |

Record when leading after:

| | | | | | | | | |
|------|-----|------|------|------|------|------|------|------|
| Inn. | 1 | 2 | 3 | 4 | 5 | 6 | 7 | 8 |
| W-L | 9-0 | 12-1 | 12-1 | 12-0 | 12-0 | 14-0 | 15-0 | 15-0 |

Record when trailing after:

| | | | | | | | | |
|------|-----|-----|-----|-----|-----|-----|-----|-----|
| Inn. | 1 | 2 | 3 | 4 | 5 | 6 | 7 | 8 |
| W-L | 2-0 | 3-1 | 2-1 | 4-2 | 5-3 | 4-4 | 3-4 | 1-4 |

Record when tied after:

| | | | | | | | | |
|------|-----|-----|-----|-----|-----|-----|-----|-----|
| Inn. | 1 | 2 | 3 | 4 | 5 | 6 | 7 | 8 |
| W-L | 7-4 | 3-2 | 4-2 | 2-2 | 1-1 | 0-0 | 0-0 | 2-0 |

Current winning streak: 1

Longest winning streak: 9

Longest losing streak: 2

Home attendance : 33699 (9 dates avg = 3744)

Away attendance : 29086 (11 dates avg = 2644)

Total attendance: 62785 (20 dates avg = 3139)



Team Game Highs in 2022

Batting

| | | | |
|---------------|----|---|---|
| At bats: | 47 | - | vs New Mexico (Mar 15, 2022) |
| Runs scored: | 28 | - | vs New Mexico (Mar 15, 2022) |
| Hits: | 25 | - | vs New Mexico (Mar 15, 2022) |
| RBI's: | 27 | - | vs New Mexico (Mar 15, 2022) |
| Doubles: | 7 | - | vs New Mexico (Mar 15, 2022) |
| Triples: | 1 | - | (6 times) |
| Home runs: | 3 | - | vs Kent State (Feb 27, 2022) |
| | 3 | - | vs Merrimack (Mar 05, 2022) |
| | 3 | - | vs Merrimack (Mar 05, 2022) |
| Total bases: | 35 | - | vs New Mexico (Mar 15, 2022) |
| Walks: | 18 | - | vs Merrimack (Mar 05, 2022) |
| Strikeouts: | 17 | - | at IOWA (Mar 20, 2022) |
| Sac hits: | 1 | - | (4 times) |
| Sac flies: | 2 | - | vs Merrimack (Mar 04, 2022) |
| | 2 | - | vs New Mexico (Mar 15, 2022) |
| Stolen bases: | 5 | - | vs Merrimack (Mar 06, 2022) |
| Hit by pitch: | 4 | - | vs Michigan (Feb 18, 2022 at Arlington, TX) |
| Runners LOB: | 14 | - | vs Michigan (Feb 18, 2022 at Arlington, TX) |
| Hit into DP: | 2 | - | vs Dallas Baptist (Feb 22, 2022) |
| | 2 | - | at Rice (Mar 13, 2022) |

Fielding

| | | | |
|---------------|----|---|--------------------------------------|
| Putouts: | 30 | - | at Dallas Baptist (Mar 01, 2022) |
| Assists: | 16 | - | vs New Mexico (Mar 15, 2022) |
| Errors: | 4 | - | at Rice (Mar 12, 2022) |
| Passed balls: | 1 | - | vs Kent State (Feb 27, 2022) |
| | 1 | - | vs Merrimack (Mar 05, 2022) |
| | 1 | - | at IOWA (Mar 20, 2022) |
| DPs turned: | 2 | - | vs California Baptist (Mar 22, 2022) |

Pitching

| | | | |
|------------------|------|---|--|
| Innings pitched: | 10.0 | - | at Dallas Baptist (Mar 01, 2022) |
| Runs allowed: | 13 | - | vs Arizona (Feb 20, 2022 at Arlington, TX) |
| Earned runs: | 13 | - | vs Arizona (Feb 20, 2022 at Arlington, TX) |
| Walks allowed: | 6 | - | vs Merrimack (Mar 05, 2022) |
| | 6 | - | vs Merrimack (Mar 05, 2022) |
| Strikeouts: | 19 | - | at Rice (Mar 12, 2022) |
| Hits allowed: | 16 | - | vs Arizona (Feb 20, 2022 at Arlington, TX) |
| Doubles allowed: | 7 | - | vs Arizona (Feb 20, 2022 at Arlington, TX) |
| Triples allowed: | 1 | - | vs Merrimack (Mar 05, 2022) |
| | 1 | - | vs New Mexico (Mar 16, 2022) |
| Homers allowed: | 3 | - | vs California Baptist (Mar 22, 2022) |
| Wild pitches: | 3 | - | vs Kent State (Feb 27, 2022) |
| | 3 | - | vs Merrimack (Mar 06, 2022) |
| Hit batters: | 2 | - | (4 times) |

Individual Game Highs in 2022

Batting

| | | | |
|---------------|----|---|--|
| At bats: | 7 | - | Zac Vooletich vs New Mexico (Mar 15, 2022) |
| Runs scored: | 4 | - | Kurt Wilson vs Merrimack (Mar 05, 2022) |
| | 4 | - | Owen Washburn vs Merrimack (Mar 05, 2022) |
| Hits: | 4 | - | Kurt Wilson vs Merrimack (Mar 05, 2022) |
| RBI's: | 9 | - | Parker Kelly vs Merrimack (Mar 05, 2022) |
| Doubles: | 2 | - | Ty Coleman vs Kent State (Feb 27, 2022) |
| | 2 | - | Hudson White at Rice (Mar 13, 2022) |
| | 2 | - | Jace Jung vs New Mexico (Mar 16, 2022) |
| Triples: | 1 | - | (6 times) |
| Home runs: | 3 | - | Parker Kelly vs Merrimack (Mar 05, 2022) |
| Total bases: | 12 | - | Parker Kelly vs Merrimack (Mar 05, 2022) |
| Walks: | 4 | - | Jace Jung vs Kent State (Feb 26, 2022) |
| | 4 | - | Hudson White vs New Mexico (Mar 15, 2022) |
| Strikeouts: | 5 | - | Dillon Carter at Rice (Mar 11, 2022) |
| Sac hits: | 1 | - | (4 times) |
| Sac flies: | 2 | - | Cole Stilwell vs Merrimack (Mar 04, 2022) |
| Stolen bases: | 2 | - | Dillon Carter vs Merrimack (Mar 06, 2022) |
| Hit by pitch: | 2 | - | Dalton Porter at Rice (Mar 11, 2022) |
| Runners LOB: | 6 | - | Owen Washburn vs Merrimack (Mar 05, 2022) |

Fielding

| | | | |
|---------------|----|---|---|
| Putouts: | 17 | - | Hudson White vs Kent State (Feb 26, 2022) |
| Assists: | 6 | - | Kurt Wilson at Rice (Mar 11, 2022) |
| Errors: | 2 | - | Trevor Conley at Rice (Mar 12, 2022) |
| | 2 | - | Kurt Wilson at Rice (Mar 12, 2022) |
| Passed balls: | 1 | - | Hudson White vs Kent State (Feb 27, 2022) |
| | 1 | - | Trevor Conley vs Merrimack (Mar 05, 2022) |
| | 1 | - | Cole Stilwell at IOWA (Mar 20, 2022) |

Pitching

| | | | |
|------------------|-----|---|---|
| Innings pitched: | 6.0 | - | Brandon Birdsell at Rice (Mar 12, 2022) |
| | 6.0 | - | Chase Hampton vs California Baptist (Mar 22, 2022) |
| Runs allowed: | 5 | - | Andrew Morris vs Kent State (Feb 26, 2022) |
| Earned runs: | 5 | - | Andrew Morris vs Kent State (Feb 26, 2022) |
| Walks allowed: | 4 | - | (4 times) |
| Strikeouts: | 15 | - | Brandon Birdsell at Rice (Mar 12, 2022) |
| Hits allowed: | 7 | - | Andrew Morris at Rice (Mar 11, 2022) |
| Doubles allowed: | 3 | - | Andrew Morris vs Kent State (Feb 26, 2022) |
| Triples allowed: | 1 | - | Jase Lopez vs Merrimack (Mar 05, 2022) |
| | 1 | - | Josh Sanders vs New Mexico (Mar 16, 2022) |
| Homers allowed: | 2 | - | Andrew Morris vs Kent State (Feb 26, 2022) |
| | 2 | - | Chase Hampton vs California Baptist (Mar 22, 2022) |
| Wild pitches: | 3 | - | Brandon Birdsell vs Kent State (Feb 27, 2022) |
| Hit batters: | 2 | - | Austin Becker vs Merrimack (Mar 06, 2022) |
| | 2 | - | Jamie Hitt vs Mississippi State (Mar 09, 2022 at Biloxi, Miss.) |



2022 TEXAS TECH BASEBALL

Starting Lineup by Position

PITCHER:

Brandon Birdsell _____ 5 _____ (4-1)
 Mason Molina _____ 5 _____ (3-2)
 Chase Hampton _____ 4 _____ (3-1)
 Andrew Morris _____ 4 _____ (4-0)
 Austin Becker _____ 2 _____ (2-0)
 Jamie Hitt _____ 1 _____ (1-0)

CATCHER:

Hudson White _____ 15 _____ (12-3)
 Cole Stilwell _____ 4 _____ (3-1)
 Trevor Conley _____ 2 _____ (2-0)

FIRST BASE:

Cole Stilwell _____ 17 _____ (14-3)
 Hudson White _____ 4 _____ (3-1)

SECOND BASE:

Jace Jung _____ 21 _____ (17-4)

THIRD BASE:

Parker Kelly _____ 19 _____ (16-3)
 Easton Murrell _____ 2 _____ (1-1)

SHORTSTOP:

Kurt Wilson _____ 21 _____ (17-4)

LEFT FIELD:

Dalton Porter _____ 10 _____ (8-2)
 Zac Vooletich _____ 6 _____ (6-0)
 Cooper Swanson _____ 3 _____ (2-1)
 Easton Murrell _____ 2 _____ (1-1)

CENTER FIELD:

Dillon Carter _____ 21 _____ (17-4)

RIGHT FIELD:

Owen Washburn _____ 21 _____ (17-4)

DESIGNATED HITTER:

Ty Coleman _____ 14 _____ (11-3)
 Easton Murrell _____ 3 _____ (3-0)
 Zac Vooletich _____ 2 _____ (1-1)
 Dalton Porter _____ 1 _____ (1-0)
 Ryan Brome _____ 1 _____ (1-0)

Game-By-Game Starters By Position

| Date | Opponent | C | 1B | 2B | 3B | SS | LF | CF | RF | DH |
|------|---------------------|----------|----------|------|----------|--------|-----------|--------|----------|-----------|
| 2/18 | vs. Michigan | White | Stilwell | Jung | Murrell | Wilson | Swanson | Carter | Washburn | Coleman |
| 2/19 | vs. Auburn | White | Stilwell | Jung | Murrell | Wilson | Swanson | Carter | Washburn | Coleman |
| 2/20 | vs. Arizona | Coleman | Washburn | Jung | Stilwell | Wilson | Porter | Carter | Washburn | Coleman |
| 2/22 | Dallas Baptist | White | Stilwell | Jung | Kelly | Wilson | Porter | Carter | Washburn | Coleman |
| 2/26 | Kent State | White | Stilwell | Jung | Kelly | Wilson | Porter | Carter | Washburn | Coleman |
| 2/27 | Kent State | Stilwell | White | Jung | Kelly | Wilson | Porter | Carter | Washburn | Coleman |
| 2/27 | Kent State | White | Stilwell | Jung | Kelly | Wilson | Porter | Carter | Washburn | Coleman |
| 3/1 | at Dallas Baptist | White | Stilwell | Jung | Kelly | Wilson | Porter | Carter | Washburn | Coleman |
| 3/4 | Merrimack | White | Stilwell | Jung | Kelly | Wilson | Vooletich | Carter | Washburn | Murrell |
| 3/5 | Merrimack (Gm. 1) | Stilwell | White | Jung | Kelly | Wilson | Vooletich | Carter | Washburn | Murrell |
| 3/5 | Merrimack (Gm. 2) | White | Stilwell | Jung | Kelly | Wilson | Vooletich | Carter | Washburn | Murrell |
| 3/6 | Merrimack | White | Stilwell | Jung | Kelly | Wilson | Vooletich | Carter | Washburn | Porter |
| 3/8 | vs. Mississippi St. | White | Stilwell | Jung | Kelly | Wilson | Porter | Carter | Washburn | Vooletich |
| 3/9 | vs. Mississippi St. | Conley | Stilwell | Jung | Kelly | Wilson | Porter | Carter | Washburn | Brome |
| 3/11 | at Rice | White | Stilwell | Jung | Kelly | Wilson | Porter | Carter | Washburn | Coleman |
| 3/12 | at Rice | Conley | Stilwell | Jung | Kelly | Wilson | Porter | Carter | Washburn | Coleman |
| 3/13 | at Rice | White | Stilwell | Jung | Kelly | Wilson | Vooletich | Carter | Washburn | Coleman |
| 3/15 | New Mexico | White | Stilwell | Jung | Kelly | Wilson | Vooletich | Carter | Washburn | Coleman |
| 3/16 | New Mexico | White | Stilwell | Jung | Kelly | Wilson | Swanson | Carter | Washburn | Vooletich |
| 3/19 | at Iowa | Stilwell | White | Jung | Kelly | Wilson | Murrell | Carter | Washburn | Coleman |
| 3/20 | at Iowa | Stilwell | White | Jung | Kelly | Wilson | Murrell | Carter | Washburn | Coleman |
| 3/22 | California Baptist | White | Stilwell | Jung | Kelly | Wilson | Murrell | Carter | Washburn | Coleman |



Game-By-Game Starters By Batting Order

| Date | Opponent | Leadoff | 2nd | 3rd | Cleanup | 5th | 6th | 7th | 8th | 9th |
|------|---------------------|-----------|-----------|---------|----------|--------|----------|----------|----------|--------|
| 2/18 | vs. Michigan | Swanson | Washburn | Coleman | Jung | Wilson | Murrell | Stilwell | White | Carter |
| 2/19 | vs. Auburn | Swanson | Washburn | Coleman | Jung | Wilson | Murrell | Stilwell | White | Carter |
| 2/20 | vs. Arizona | Coleman | Washburn | Jung | Stilwell | Wilson | Porter | White | Carter | Kelly |
| 2/22 | Dallas Baptist | Carter | Stilwell | Coleman | Jung | Wilson | Porter | White | Washburn | Kelly |
| 2/26 | Kent State | Carter | Stilwell | Coleman | Jung | Wilson | Porter | White | Washburn | Kelly |
| 2/27 | Kent State | Carter | Stilwell | Jung | Coleman | Wilson | Porter | White | Washburn | Kelly |
| 2/27 | Kent State | Carter | Stilwell | Jung | Coleman | Wilson | Porter | White | Washburn | Kelly |
| 3/1 | at Dallas Baptist | Carter | Stilwell | Jung | Coleman | Wilson | Porter | White | Washburn | Kelly |
| 3/4 | Merrimack | Carter | Vooletich | Jung | Stilwell | Wilson | Washburn | White | Murrell | Kelly |
| 3/5 | Merrimack (Gm. 1) | Carter | Vooletich | Jung | Stilwell | Wilson | Washburn | White | Murrell | Kelly |
| 3/5 | Merrimack (Gm. 2) | Carter | Vooletich | Jung | Stilwell | Wilson | Washburn | White | Murrell | Kelly |
| 3/6 | Merrimack | Carter | Vooletich | Jung | Stilwell | Wilson | Washburn | White | Porter | Kelly |
| 3/8 | vs. Mississippi St. | Carter | Vooletich | Jung | Stilwell | Wilson | Washburn | White | Porter | Kelly |
| 3/9 | vs. Mississippi St. | Carter | Brome | Jung | Stilwell | Wilson | Washburn | Conley | Kelly | Porter |
| 3/11 | at Rice | Carter | Stilwell | Jung | Coleman | Wilson | Washburn | Kelly | Porter | White |
| 3/12 | at Rice | Porter | Stilwell | Jung | Coleman | Wilson | Washburn | Conley | Kelly | Carter |
| 3/13 | at Rice | Vooletich | Stilwell | Jung | Coleman | Wilson | Washburn | Kelly | White | Carter |
| 3/15 | New Mexico | Vooletich | Stilwell | Jung | Coleman | Wilson | Washburn | Kelly | White | Carter |
| 3/16 | New Mexico | Vooletich | Stilwell | Jung | Wilson | Kelly | Washburn | White | Swanson | Carter |
| 3/19 | at Iowa | Murrell | Stilwell | Jung | Coleman | Wilson | Washburn | Kelly | White | Carter |
| 3/20 | at Iowa | Murrell | Stilwell | Jung | Coleman | Wilson | Washburn | Kelly | White | Carter |
| 3/22 | California Baptist | Murrell | Stilwell | Jung | Coleman | Wilson | Washburn | White | Carter | Kelly |

Starters Breakdown

LEADOFF:

Dillon Carter _____ 12 _____ (11-1)
 Zac Vooletich _____ 3 _____ (3-0)
 Cooper Swanson _____ 2 _____ (1-1)
 Easton Murrell _____ 2 _____ (1-1)
 Ty Coleman _____ 1 _____ (0-1)
 Dalton Porter _____ 1 _____ (1-0)

2ND SPOT:

Cole Stilwell _____ 12 _____ (11-1)
 Zac Vooletich _____ 5 _____ (4-1)
 Owen Washburn _____ 3 _____ (1-2)
 Ryan Brome _____ 1 _____ (1-0)

3RD SPOT:

Jace Jung _____ 17 _____ (14-3)
 Ty Coleman _____ 4 _____ (3-1)

CLEANUP:

Ty Coleman _____ 9 _____ (8-1)
 Cole Stilwell _____ 7 _____ (5-2)
 Jace Jung _____ 4 _____ (3-1)
 Kurt Wilson _____ 1 _____ (1-0)

5TH SPOT:

Kurt Wilson _____ 20 _____ (16-4)
 Parker Kelly _____ 1 _____ (1-0)

6TH SPOT:

Owen Washburn _____ 13 _____ (11-2)
 Dalton Porter _____ 6 _____ (5-1)
 Easton Murrell _____ 2 _____ (1-1)

7TH SPOT:

Hudson White _____ 12 _____ (10-2)
 Parker Kelly _____ 5 _____ (4-1)
 Trevor Conley _____ 2 _____ (2-0)
 Cole Stilwell _____ 2 _____ (1-1)

8TH SPOT:

Hudson White _____ 6 _____ (4-2)
 Owen Washburn _____ 5 _____ (5-0)
 Easton Murrell _____ 3 _____ (3-0)
 Dalton Porter _____ 3 _____ (2-1)
 Parker Kelly _____ 2 _____ (2-0)
 Dillon Carter _____ 1 _____ (0-1)
 Cooper Swanson _____ 1 _____ (1-0)

9TH SPOT:

Parker Kelly _____ 11 _____ (9-2)
 Dillon Carter _____ 8 _____ (6-2)
 Dalton Porter _____ 1 _____ (1-0)
 Hudson White _____ 1 _____ (1-0)



The Last Time Texas Tech...

Won 5 or more consecutive games _____ 7 games (March 9, 2022-March 19, 2022)
Won 6 or more consecutive games _____ 7 games (March 9, 2022-March 19, 2022)
Won 8 or more consecutive games _____ 9 games (Feb. 22, 2022-March 6, 2022)
Won 10 or more consecutive games _____ 14 games (Feb. 26-March 15, 2021)
Won 16 or more consecutive games _____ 16 games (April 13-May 22, 2022)

Lost 5 or more consecutive games _____ 5 games (March 10, 2020-Feb. 22, 2021)
Lost 6 or more consecutive games _____ 9 games (April 2-20, 2013)
Lost 7 or more consecutive games _____ 9 games (April 2-20, 2013)
Lost 8 or more consecutive games _____ 9 games (April 2-20, 2013)
Lost 9 or more consecutive games _____ 9 games (April 2-20, 2013)
Lost 10 or more consecutive games _____ 11 games (April 12-28, 1985)
Lost 11 or more consecutive games _____ 11 games (April 12-28, 1985)

Shutout an opponent _____ vs. Kansas, 5-0 (May 22, 2021)
Shutout an opponent on Opening Day _____ vs. Northern Illinois, 8-0 (Feb. 15, 2013)
Shutout an opponent at home _____ vs. Kansas, 5-0 (May 22, 2021)
Shutout a Big 12 opponent at home _____ vs. Kansas, 5-0 (May 22, 2021)
Shutout an opponent on the road _____ at West Virginia (Apr. 14, 2019)
Shutout a Big 12 opponent on the road _____ at West Virginia (Apr. 14, 2019)
Shutout an opponent on a neutral field _____ vs. Sam Houston State 8-0 (March 6, 2021)
Shutout a midweek opponent at home _____ vs. Texas Southern, 15-0 (7 Inn.) (March 3, 2021)
Shutout a midweek opponent on the road _____ at #27 Dallas Baptist, 5-0 (May 8, 2012)
Shutout back-to-back opponents _____ at UTSA, 5-0 & 3-0 (Feb. 24-25, 2018)

Was shutout _____ vs. #9 Stanford, 0-9 (June 12, 2021)
Was shutout on Opening Day _____ vs. #3 Indiana, 0-1 (February 14, 2014)
Was shutout at home _____ vs. #9 Stanford, 0-9 (June 12, 2021)
Was shutout at home by a Big 12 opponent _____ vs. #14 Oklahoma State, 0-2 (March 19, 2021)
Was shutout on the road _____ at West Virginia (Apr. 12, 2019)
Was shutout on the road by a Big 12 opponent _____ at West Virginia (Apr. 12, 2019)
Was shutout on a neutral field _____ vs. West Virginia, 0-2 (May 25, 2019)
Was shutout against a midweek opponent at home _____ vs. Abilene Christian, 0-1 (March 25, 1963)
Was shutout against a midweek opponent on the road _____ at North Texas, 0-5 (March 16, 1987)
Was shutout against a non-conference opponent on a neutral site _____ vs. Texas A&M, 0-9 (March 3, 2017)

Run-ruled an opponent _____ 13-2, 7 Inn. at Oklahoma (May 16, 2021)
Run-ruled an opponent at home _____ 17-7, 7 Inn. vs. #10 TCU (April 11, 2021)
Run-ruled a Big 12 opponent at home _____ 17-7, 7 Inn. vs. #10 TCU (April 11, 2021)
Run-ruled an opponent on the road _____ 13-2, 7 Inn. at Oklahoma (May 16, 2021)
Run-ruled a Big 12 opponent on the road _____ 13-2, 7 Inn. at Oklahoma (May 16, 2021)
Was run-ruled _____ 2-12, 7 inn. vs. TCU (May 23, 2018)
Was run-ruled at home _____ 1-17, 7 inn. vs. Texas (April 24, 2016)
Was run-ruled by a Big 12 opponent at home _____ 1-17, 7 inn. vs. Texas (April 24, 2016)
Was run-ruled on the road _____ 2-12, 8 inn. at Kansas State (April 7, 2013)
Was run-ruled by a Big 12 opponent on the road _____ 3-17, 7 inn. at Kansas (April 8, 2018)

Played in 14 or more innings _____ 14 innings, vs. TCU (L, 1-3) (May 16, 2019)
Played in 15 or more innings _____ 16 innings, vs. Abilene Christian (W, 6-5) (March 3, 2015)
Played in 16 or more innings _____ 16 innings, vs. Abilene Christian (W, 6-5) (March 3, 2015)
Played in 17 or more innings _____ 17 innings, at Southeastern Oklahoma (L, 1-2) (April 18, 1966)

Won both games of a doubleheader _____ vs. Kent State.: 8-1, 7-5 (Feb. 27, 2022)
Shutout opponent in both games of a doubleheader _____ vs. Northern Illinois: 8-0, 5-0 (February 20, 2015)
Lost both games of a doubleheader _____ at #4 Nebraska: 3-4 (11 inn.), 4-14 (7 inn.) (April 29, 2006)
Was shutout in both games of a doubleheader _____ vs. #2 Texas: 0-4, 0-10 (April 3, 2004)

Swept a 3-game series at home _____ vs. Kent State (Feb. 26-27, 2022)
Swept a 3-game series on the road _____ at Rice (March 11-13, 2022)
Swept a 3-game Big 12 series at home _____ vs. #16 Oklahoma State (April 26-28, 2019)
Swept a 3-game Big 12 series on the road _____ at Oklahoma (May 3-5, 2019)

Was swept in a 3-game series at home _____ vs. #8 TCU (March 4-6, 2011)
Was swept in a 3-game series on the road _____ at #30 Cal State Fullerton (March 6-8, 2015)
Was swept in a 3-game Big 12 series at home _____ vs. #19 Oklahoma State (May 11-13, 2007)
Was swept in a 3-game Big 12 series on the road _____ at K-State (April 5-7, 2013)

Swept 3 or more Big 12 series in a season _____ 4, 2016 (vs. OU, vs. KSU, at OSU)
Swept 4 or more Big 12 series in a season _____ 4, 1997 & 2016

Was swept in 3 or more Big 12 series in a season _____ 3, 2007 (@ UT, @ MU, vs. OSU)
Was swept in 4 or more Big 12 series in a season _____ Never Happened

Defeated a Top 25 ranked team _____ vs. #23 Miss. State, 7-2 (March 9, 2022)
Defeated a Top 10 ranked team _____ at #3 Texas, 5-3 (May 1, 2021)
Defeated a Top 5 ranked team _____ at #3 Texas, 5-3 (May 1, 2021)
Defeated a #1 ranked team _____ vs. #1 Florida, 6-3 (June 17, 2018)
Defeated a #1 ranked team on the road _____ at #1 Cal State Fullerton, 11-5 (May 27, 2001)

Won a series vs. a Top 25 ranked team _____ at #3 Texas, 6-3, 5-3, 3-11 (April 20-May 2, 2021)
Won a series vs. a Top 10 ranked team _____ at #3 Texas, 6-3, 5-3, 3-11 (April 20-May 2, 2021)
Swept a series vs. a Top 25 ranked team _____ vs. #16 Oklahoma State: 12-4, 10-2, 5-2 (April 26-28, 2019)
Played to a tie _____ vs. Kansas State, 11-11 (10) (April 15, 2006)

Scored 20-25 runs in a game _____ 21, vs. Merrimack (March 5, 2022 Gm. 2)
Scored 26 runs in a game _____ 26, vs. Kansas State (April 14, 2018)
Scored 27 runs in a game _____ 27, at New Mexico (April 26, 2017)
Scored 28 runs in a game _____ 28, vs New Mexico (March 15, 2022)
Scored 29 runs in a game _____ 29, at Rice (March 21, 1975)
Scored 30 runs in a game _____ 30, vs. Harvard (March 6, 2004)
Scored 31 runs in a game (team-record) _____ 31, vs. College of the Southwest (March 25, 1997)

Scored 5 or more runs in the first inning _____ 5, vs. Northern Colorado (Feb. 15, 2020)
Scored 9 or more runs in the first inning _____ 9, vs. Maine (Feb. 17, 2018)
Scored 10 or more runs in the first inning _____ 10, vs. UTSA (February 25, 2008)
Scored 13 runs in an inning _____ 13 (5th Inn.) vs. Merrimack (March 5, 2022 Gm. 2)
Scored 14 or more runs in an inning _____ 16 (2nd Inn.) vs. New Mexico (March 5, 2022)
Scored 4 or more runs in 3 different innings _____ vs. Rice: 1st (4), 3rd (4), 5th (5) (May 4, 2021)
Scored 4 or more runs in 4 different innings _____ vs. Alabama A&M: 1st (5), 3rd (4), 5th (5), 6th (7) (March 14, 2012)

Overcame a deficit of 7 or more runs in a win _____ 7, vs. Rice: 1-8, Won - 19-12 (March 7, 2019)
Overcame a deficit of 8 or more runs in a win _____ 9, vs. UTRGV: 0-9, Won - 19-11 (May 1, 2019)
Overcame a deficit of 9 or more runs in a win _____ 9, vs. UTRGV: 0-9, Won - 19-11 (May 1, 2019)
Overcame a deficit of 5 or more runs in the 9th to win _____ 5, at #22 Oklahoma State: 2-7, Won - 11-8 (May 16, 2004)

Hit back-to-back home runs _____ Ja. Jung, Cole Stilwell at Oklahoma, 2nd Inn. (May 15, 2021)
Hit back-to-back-to-back HRs _____ Jung, Wilson, Murrell at Kansas State, 7th Inn. (April 1, 2021)
Hit 2 or more home runs in an inning _____ 2, vs. Merrimack, 5th Inn. (March 5, 2022 Gm. 2)
Hit 3 or more home runs in an inning _____ 3, at Oklahoma, 2nd Inn. (May 15, 2021)
Hit 4 or more home runs in an inning _____ 4, at Kansas State, 7th Inn. (April 1, 2021)
Hit 3 or more home runs in a game _____ 3, vs. Merrimack (March 5, 2022 Gm. 1)
Hit 4 or more home runs in a game _____ 5, at Oklahoma (May 16, 2021)
Hit 5 or more home runs in a game _____ 5, at Oklahoma (May 16, 2021)
Hit 6 or more home runs in a game _____ 6, at Kansas State (April 1, 2021)
Hit 7 or more home runs in a game _____ 7, vs. Houston Baptist (Feb. 15, 2020)
Hit 8 or more home runs in a game _____ 8, vs. Missouri (April 5, 1997)
Hit 12 or more home runs in a three-game series _____ 12, at Oklahoma (May 14-16, 2021)
Allowed 3 or more home runs in a game _____ 4, vs. #9 Stanford (June 12, 2021)
Allowed 4 or more home runs in a game _____ 4, vs. #9 Stanford (June 12, 2021)
Allowed 5 or more home runs in a game _____ 7, vs. Gonzaga (March 10, 2010)
Allowed 6 or more home runs in a game _____ 7, vs. Gonzaga (March 10, 2010)
Allowed 7 or more home runs in a game _____ 7, vs. Gonzaga (March 10, 2010)
Hit 2 grand slams in a game _____ Parker Kelly (2) vs Merrimack (March 5, 2022 Gm. 1)
Hit 3 grand slams in a week _____ Parker Kelly (March 5, 2022), Parker Kelly (March 5, 2022), Parker Kelly (March 9, 2022)
Hit 4 or more grand slams in a season _____ 5, Conley (2), Masters (1), Stilwell (1), Baker (1) (2021)
Hit 5 or more grand slams in a season _____ 5, Conley (2), Masters (1), Stilwell (1), Baker (1) (2021)
Hit 6 or more grand slams in a season _____ 6, Blair (3), Brady (1), Fuller (1), Mask (3) (2004)
Hit 9 or more grand slams in a season _____ 9, Bard (3), Weber (3), Durham (1), O'Keeffe (1), Holzhauser (1) (1999)

Homered in 5 or more consecutive games _____ 6 games (March 20-April 1, 2021)
Homered in 6 or more consecutive games _____ 6 games (March 20-April 1, 2021)
Homered in 7 or more consecutive games _____ 7 games (May 4-22, 2021)
Homered in 10 or more consecutive games _____ 13 games (March 3-23, 2002)
Homered in 13 or more consecutive games _____ 13 games (March 3-23, 2002)

Had 7-9 doubles in a game _____ 7, vs. New Mexico (March 15, 2022)
Had 10 or more doubles in a game _____ 12, at Kansas (April 25, 2010)
Allowed 6 doubles in a game _____ 6, UConn (March 14, 2021)
Allowed 7 or more doubles in a game _____ 7, vs. Arizona (Feb. 20, 2022)

Did not strikeout in a game _____ vs. Kansas (April 6, 2019)
Did not strikeout an opposing batter in a game _____ at Missouri (March 30, 2001)
Struck out 15 opposing batters in a game _____ 15, vs. Kent State-gm 2 (March 27, 2022)
Struck out 16 opposing batters in a game _____ 16, at at Oklahoma (May 14, 2021)
Struck out 17 opposing batters in a game _____ 17, vs. Kent State (March 26, 2022)
Struck out 18-19 opposing batters in a game _____ 19, at Rice (March 12, 2022)
Struck out 20 or more opposing batters in a game _____ 21, vs. TCU (May 16, 2019)

Had 5 or more stolen bases in a game _____ 5, vs. Merrimack (March 6, 2022)
Had 6 or more stolen bases in a game _____ 7, vs. Alabama A&M (March 13, 2012)
Had 7 or more stolen bases in a game _____ 7, vs. Alabama A&M (March 13, 2012)
Had 8 or more stolen bases in a game _____ 8, vs. Texas A&M-Corpus Christi (April 2, 2008)
Had 10 or more stolen bases in a game _____ 10, vs. #13 Oklahoma (April 24, 2004)

Threw back-to-back complete games _____ vs. #24 Baylor (March 31, 2006) & vs. #24 Baylor (April 1, 2006)
Combined on a no-hitter _____ 4 pitchers (Beck, Kirk, Boesinger, Shipley) vs. College of the Southwest (March 20, 1990)
Combined on a no-hitter into the 8th inn. _____ 2 pitchers (Birdsell, Girton-7.1 IP) vs. Rice (March 12, 2022)
Combined on a one-hitter _____ 2 pitchers (Kilian, Beeter) at Texas (Mar. 16, 2019)
Combined on a two-hitter _____ 3 pitchers (Montgomery, Hampton, Wells) at WVU (April 18, 2021)
Combined on a three-hitter _____ 4 pitchers (Birdsell, Girton, Bridges, Parish) _____ at Rice (March 12, 2022)

Swept Baylor in a 3-game series at home _____ 2015
Swept Baylor in a 3-game series on the road _____ Never Happened
Was swept by Baylor in a 3-game series at home _____ 1986
Was swept by Baylor in a 3-game series on the road _____ 2012

Swept Kansas in a 3-game series at home _____ 2017
Swept Kansas in a 3-game series on the road _____ 2016
Was swept by Kansas in a 3-game series at home _____ Never Happened
Was swept by Kansas in a 3-game series on the road _____ 2014

Swept Kansas State in a 3-game series at home _____ 2018
Swept Kansas State in a 3-game series on the road _____ 1997
Was swept by Kansas State in a 3-game series at home _____ Never Happened
Was swept by Kansas State in a 3-game series on the road _____ 2013

Swept Oklahoma in a 3-game series at home _____ 2016
Swept Oklahoma in a 3-game series on the road _____ 2019
Was swept by Oklahoma in a 3-game series at home _____ 2006
Was swept by Oklahoma in a 3-game series on the road _____ 2011

Swept Oklahoma State in a 3-game series at home _____ 2019
Swept Oklahoma State in a 3-game series on the road _____ 2018
Was swept by Oklahoma State in a 3-game series at home _____ 2007
Was swept by Oklahoma State in a 3-game series on the road _____ 2012

Swept Texas in a 3-game series at home _____ Never Happened
Swept Texas in a 3-game series on the road _____ at Texas (March 17-19, 2017)
Was swept by Texas in a 3-game series at home _____ 1992
Was swept by Texas in a 3-game series on the road _____ 2007

Swept TCU in a 3-game series at home _____ 1989
Swept TCU in a 3-game series on the road _____ Never Happened
Was swept by TCU in a 3-game series at home _____ 2011
Was swept by TCU in a 3-game series on the road _____ 2010

Swept West Virginia in a 3-game series at home _____ 2014
Swept West Virginia in a 3-game series on the road _____ Never Happened
Was swept by West Virginia in a 3-game series at home _____ Never Happened
Was swept by West Virginia in a 3-game series on the road _____ Never Happened



The Last Time a Red Raider...

HITTING

Hit back-to-back home runs _____ Jace Jung, Cole Stilwell at Oklahoma, 2nd Inn. (May 16, 2021)
 Hit a home run to lead off a game _____ Dillon Carter vs. Kent State (Feb. 27, 2022)
 Hit a home run for first career hit _____ Nate Rombach (3-run) vs. Houston Baptist (Feb. 15, 2020)
 Hit an inside-the-park home run _____ Cal Conley (solo) vs. Northern Colorado (Feb. 15, 2020)
 Hit a pinch-hit home run _____ Cole Stilwell (3-run) vs. South Florida (March 26, 2021)
 Had a pitcher hit a home run _____ Quinn Carpenter (solo) at Oral Roberts (April 7, 2015)

Hit a grand slam _____ Parker Kelly vs. Merrimack (March 5, 2022 Gm. 1)
 Hit 2 grand slams in a game _____ Parker Kelly vs. Merrimack (March 5, 2022 Gm. 1)
 Hit 2 grand slams in a season _____ Parker Kelly vs. Merrimack (March 5, 2022 Gm. 1)
 Hit 3 grand slams in a season _____ Parker Kelly, 3 (2022)

Hit a home run in the 9th inning to tie game _____ Dru Baker at #9 Florida State (Feb. 29, 2020)
 Hit a game-winning home run _____ Cal Conley vs. TCU (10th, Solo HR) (April 11, 2021)
 Hit a walk-off home run _____ Cal Conley vs. TCU (10th, Solo HR) (April 11, 2021)
 Hit an extra-inning home run _____ Cal Conley vs. TCU (10th, Solo HR) (April 11, 2021)
 Hit an extra-inning, walk-off home run _____ Cal Conley vs. TCU (10th, Solo HR) (April 11, 2021)

Hit 2 home runs in an inning _____ Jace Jung (solo/3-run - 6th Inn.) vs. TCU (April 11, 2021)
 Hit 2 or more home runs in a game _____ Parker Kelly (3) vs. Merrimack (March 5, 2022 Gm. 1)
 Hit 3 or more home runs in a game _____ Parker Kelly (3) vs. Merrimack (March 5, 2022 Gm. 1)
 Hit 4 or more home runs in a game _____ Johnny Vidales vs. Sul Ross (March 20, 1984)

Homered in 3 consecutive games _____ Nate Rombach, vs. KU (May 22), vs. BU (May 26), vs. TCU (May 28, 2021)
 Homered in 4 consecutive games _____ Eric Gutierrez vs. Baylor (May 16-18), vs. #15 Kansas State (May 23, 2013)

Hit for the cycle _____ Josh Jung at New Mexico (April 17, 2018)
 Hit for the natural cycle _____ Jon Weber (1B, 2B, BB, 3B, HR) vs. Southwest Texas (April 20, 1999)
 Hit for the cycle in a Big 12 game _____ Never Happened

Had a 20-game hit streak _____ Gabe Holt, 20 games (May 6, 2018-Feb. 17, 2019)
 Had a 25-game hit streak _____ Gera Alvarez, 30 games (March 3-April 27, 2002)
 Had a 30-game hit streak _____ Gera Alvarez, 30 games (March 3-April 27, 2002)

Reached base safely in at least 50 consecutive games _____ Jace Jung 50 games (Feb. 20-May 28, 2021)
 Reached base safely in at least 53 consecutive games _____ Cameron Blair 53 games (May 22, 2004-May 16, 2005)

Had a walk-off base hit _____ Owen Washburn (B-9th) vs. Michigan (Feb. 18, 2022)
 Had a walk-off base hit in extra-innings _____ Cal Conley (HR to LF in 10th) vs. TCU (April 11, 2021)
 Had a walk-off walk _____ Michael Davis (BB w/bases loaded in 10th) vs. UNLV (March 22, 2017)
 Had a walk-off balk _____ Josh Jung (BK on 3rd in 10th) vs. #14 OU (April 20, 2018)

Had 5 or more hits in a game _____ Cal Conley (5), Dylan Neuse (5) vs. Northern Colo. (Feb. 15, 2020)
 Had 6 or more hits in a game _____ Keith Ginter 6, vs. Kansas (April 10, 1998)

Scored 5 or more runs in a game _____ Michael Davis 5, vs. K-State (April 14, 2018)
 Scored 6 or more runs in a game _____ Brian Klein 6, vs. K-State (April 13, 2018)

Hit 3 or more doubles in a game _____ Brian Klein, 3, vs. UNLV (March 4, 2020)
 Hit 2 or more triples in a game _____ Cody Farhat 2, at New Mexico (April 26, 2017)
 Hit 3 or more triples in a game _____ Jason Rainey 3, vs. Texas A&M-Corpus Christi (May 1, 2001)

Had 4 or more extra-base hits in a game _____ Roger Kieschnick 4, vs. Army (2 2B, 1 3B, 1 HR) (February 24, 2008)
 Had 5 or more extra-base hits in a game _____ Roger Kieschnick 5, at New Mexico (2 HR, 2 2B, 1 3B) (February 27, 2007)

Had 6 or more RBI in a game _____ Parker Kelly (9) vs. Merrimack (March 5, 2022 Gm. 1)
 Had 7 or more RBI in a game _____ Parker Kelly (9) vs. Merrimack (March 5, 2022 Gm. 1)
 Had 8 or more RBI in a game _____ Parker Kelly (9) vs. Merrimack (March 5, 2022 Gm. 1)
 Had 9 or more RBI in a game _____ Parker Kelly (9) vs. Merrimack (March 5, 2022 Gm. 1)

Had 4 or more walks in a game _____ Hudson White 4, vs. New Mexico (March 15, 2022)
 Had 5 or more walks in a game _____ Todd Ritchie 5, at #20 Oklahoma State (April 5, 2014)
 Had 3 or more intentional walks in a game _____ Barrett Barnes 3, vs. #22 Oklahoma State (May 21, 2011)

Had 3 or more stolen bases in a game _____ Gabe Holt 3, at New Mexico (April 3, 2019)
 Had 4 or more stolen bases in a game _____ Willie Rueda 4, vs. Central Arkansas (March 4, 2008)

PITCHING

Threw a 7-inning no-hitter _____ Ramey Brandon vs. Eastern New Mexico - 2-0 (April 2, 1962)
 Threw a 9-inning no-hitter _____ Ruben Garcia at Baylor - 1-0 (April 23, 1971)

Carried a no-hitter through 5.0 or more innings _____ Chase Hampton, 5.0 IP, vs. Kansas (May 22, 2021)
 Carried a no-hitter through 6.0 or more innings _____ Brandon Birdsell, 6.0 IP, at Rice (March 12, 2022)
 Carried a no-hitter through 6.1 or more innings _____ Nathan Fouts, 6.1 IP, vs. Texas State (February 17, 2002)

Struck out 5 consecutive hitters _____ 5, Mason Molina vs. Kent State-Gm. 2 (Feb. 27, 2022)
 Struck out 6 consecutive hitters _____ 6, Bryce Bonnin vs. TCU (May 18, 2019)
 Struck out 7 or more consecutive hitters _____ 8, Brandon Birdsell at Rice (March 12, 2022)
 Struck out 8 or more consecutive hitters _____ 8, Brandon Birdsell at Rice (March 12, 2022)

Struck out 12 or more batters in a game _____ 12, Mason Montgomery, at West Virginia (April 18, 2021)
 Struck out 13 or more batters in a game _____ 15, Brandon Birdsell, at Rice (March 12, 2022)
 Struck out 14 or more batters in a game _____ 15, Brandon Birdsell, at Rice (March 12, 2022)
 Struck out 15 or more batters in a game _____ 15, Brandon Birdsell, at Rice (March 12, 2022)
 Struck out 16 or more batters in a game _____ 16, Bobby Doran, vs. Missouri (May 1, 2010)

Pitched a complete-game loss _____ Trey Masek (8.0 IP) vs. #15 Kansas State (May 23, 2013)

Pitched a 7-inning, complete game _____ Dusty Buck vs. #17 Baylor (May 19, 2002)

Pitched 9 or more innings _____ 9.0, Caleb Kilian at West Virginia (April 14, 2019)
 Pitched a 9-inning, complete game _____ 9.0, Caleb Kilian at West Virginia (April 14, 2019)
 Pitched a 9-inning, complete-game shutout _____ 9.0, Caleb Kilian at West Virginia (April 14, 2019)

Pitched 3 consecutive CG _____ Chris Phillips at New Mexico (February 2, 2002),
 _____ vs. TCU (February 7, 2002), vs. Houston (February 15, 2002)



TV/RADIO ROSTER



DILLON CARTER
So. | 3rd Yr. | OF | L/R
Flower Mound, TX
Argyle HS



JACE JUNG
So. | 3rd Yr. | INF | L/R
San Antonio, TX
MacArthur HS



LAUDEN BROOKS
Fr. | 1st Yr. | INF | R/R
Mount Carmel, OH
McNicholas HS




KEVIN BAZELL
Fr. | 1st Yr. | C | R/R
Rockwall, TX
Rockwall HS



HUDSON WHITE
Fr. | 1st Yr. | C/INF | R/R
Keller, TX
Byron Nelson HS



CODY MASTERS
Sr. | 5th Yr. | OF | L/L
Coppell, TX
Coppell HS



KURT WILSON
Sr. | 5th Yr. | UT/L/RHP | R/R
Arlington, TX
Martin HS



ZAC VOOLETICH
Jr. | 4th Yr. | INF/OF | R/R
San Antonio, TX
TR - Navarro JC




TY COLEMAN
Jr. | 4th Yr. | INF/OF | L/R
Midland, TX
TR - Texas A&M




ANDREW DEVINE
So. | 3rd Yr. | RHP | R/R
Simi Valley, CA
Simi Valley HS



TREYER CONLEY
Fr. | 1st Yr. | C | L/R
Mount Carmel, OH
West Clermont HS



COOPER SWANSON
Sr. | 5th Yr. | OF | R/R
Fort Myers, FL
TR - Florida St.



PARKER KELLY
Sr. | 5th Yr. | INF | R/R
Wichita Falls, TX
Rider HS



HAYDE KEY
So. | 2nd Yr. | RHP | L/R
Missouri City, TX
Ridge Point HS



DREW REYNOLDS
Fr. | 1st Yr. | C/INF | L/R
Chehalis, WA
W.F. West HS



COLE STILLWELL
Jr. | 4th Yr. | C/INF | R/R
Rockwall, TX
Heath HS



EASTON MURRELL
Sr. | 5th Yr. | INF/OF | L/R
Prosper, TX
TR - Arkansas



DALTON PORTER
So. | 2nd Yr. | OF | L/L
Leander, TX
TR - Texas




MASON MOLINA
Fr. | 1st Yr. | LHP | R/L
Rancho Santa Margarita, CA
Trabuco Hills HS



OWEN WASHBURN
Fr. | 1st Yr. | RHP/OF | L/R
Webster, WI
Webster HS




CHASE HAMPTON
So. | 2nd Yr. | RHP | R/R
Kilgore, TX
Kilgore HS



JAMIE HITT
RFR. | 2nd Yr. | LHP | L/L
Magnolia, TX
Concordia Lutheran HS



BO BLESSIE
Jr. | 4th Yr. | RHP | R/R
Midland, TX
TR - Midland College




AUSTIN BECKER
R-So. | 4th Yr. | RHP | R/R
Sunbury, Ohio
TR - Vanderbilt



TRENDAN PARISH
Fr. | 1st Yr. | RHP | R/R
Poolville, TX
Southwest Christian HS




RYAN BROME
Fr. | 1st Yr. | INF/OF | L/R
Katy, TX
Katy HS



ANDREW MORRIS
Jr. | 4th Yr. | RHP | R/R
Boulder, CO
TR - Colorado Mesa



GARRETT CROWLEY
Jr. | 4th Yr. | LHP | L/L
Queens, NY
TR - Fordham



SHAY HARTIS
So. | 3rd Yr. | RHP | R/R
The Colony, TX
TR - Grayson College



TYLER HAMILTON
So. | 3rd Yr. | RHP | R/R
Dallas, TX
Parish Episcopal School



JASE LOPEZ
So. | 3rd Yr. | RHP | R/R
Brock, TX
TR - Weatherford JC



BRENDAN GIRTTON
So. | 2nd Yr. | RHP | R/R
Gage, OK
Shattuck HS




SAM HUNT
R-Fr. | 2nd Yr. | OF | L/L
Flower Mound, TX
Marcus HS



KYLE ROBINSON
Fr. | 1st Yr. | LHP | R/R
Vienna, VA
George C Marshall HS



BRENDAN LYSIK
Fr. | 1st Yr. | LHP | L/L
Waldwick, NJ
St. Joseph Regional HS



BRANDON BECKEL
So. | 2nd Yr. | RHP | R/R
San Antonio, TX
Antonian College Prep




DEREK BRIDGES
So. | 2nd Yr. | LHP | L/L
Duncan, OK
Duncan HS




BRANDON BIRDSSELL
Jr. | 4th Yr. | RHP | R/R
Willis, TX
TR - San Jacinto CC



COLIN CLARK
Sr. | 5th Yr. | LHP | L/L
Circleville, OH
TR - Youngstown State



JOSH SANDERS
So. | 3rd Yr. | RHP | R/R
Yukon, OK
Yukon HS



TIM TADLOCK
Head Coach
10th Season



J-BOB THOMAS
Asst. Coach
10th Season



MATT GARDNER
Asst. Coach
9th Season



ERIC GUTIERREZ
Volunteer Asst.
4th Season



RAY HAYWARD
Special Asst.
10th Season



JOE HUGHES
Dir. of Operations
10th Season