



# TEXAS TECH BASEBALL

CWS (2014, 2016, 2018, 2019) | BIG 12 TITLES (1997, 1998, 2016, 2017, 2018)

## SCHEDULE / RESULTS

Overall: 14-3 | Big 12: 0-0 | H: 8-0 | A: 4-0 | N: 2-3

### FEBRUARY

Fri. 18	vs. Michigan*	FloBaseball	W, 7-6
Sat. 19	vs. Auburn*	FloBaseball	L, 2-1
Sun. 20	vs. Arizona*	FloBaseball	L, 13-2
Tue. 22	Dallas Baptist	ESPN+	W, 8-4
Sat. 26	Kent State	ESPN+	W, 10-7
Sun. 27	Kent State - DH1	ESPN+	W, 8-1
Sun. 27	Kent State - DH2	ESPN+	W, 7-5

### MARCH

Tue. 1	at Dallas Baptist	Bally SW	W, 4-3 (10)
Fri. 4	Merrimack	ESPN+	W, 17-1
Sat. 5	Merrimack - DH1	ESPN+	W, 21-5
Sat. 5	Merrimack - DH2	ESPN+	W, 20-2
Sun. 6	Merrimack	ESPN+	W, 12-4
Tue. 8	vs. Mississippi State	SECN+	L, 11-5
Wed. 9	vs. Mississippi State	SECN+	W, 7-2
Fri. 11	at Rice	C-USA.tv	W, 10-1
Sat. 12	at Rice	C-USA.tv	W, 3-2
Sun. 13	at Rice	C-USA.tv	W, 7-4
Tue. 15	New Mexico	ESPN+	6:30 p.m.
Wed. 16	New Mexico	ESPN+	1 p.m.
Fri. 18	at Iowa	BIG10+	4:05 p.m.
Sat. 19	at Iowa	BIG10+	2:05 p.m.
Sun. 20	at Iowa	BIG10+	12:05 p.m.
Tue. 22	Cal Baptist	ESPN+	6:30 p.m.
Fri. 25	Texas (Big 12)	ESPN+	6:30 p.m.
Sat. 26	Texas (Big 12)	ESPN+	2 p.m.
Sun. 27	Texas (Big 12)	ESPN+	2 p.m.
Tue. 29	Stephen F. Austin	ESPN+	6:30 p.m.
Wed. 30	Stephen F. Austin	ESPN+	1 p.m.

### APRIL

Fri. 1	at Kansas (Big 12)	ESPN+	6 p.m.
Sat. 2	at Kansas (Big 12)	ESPN+	2 p.m.
Sun. 3	at Kansas (Big 12)	ESPN+	1 p.m.
Tue. 5	at Grand Canyon	--	6 p.m.
Wed. 6	at Grand Canyon	--	2 p.m.
Fri. 8	Kansas State (Big 12)	ESPN+	6:30 p.m.
Sat. 9	Kansas State (Big 12)	ESPN+	2 p.m.
Sun. 10	Kansas State (Big 12)	ESPN+	1 p.m.
Tue. 12	vs. Oklahoma#	--	6 p.m.
Thu. 14	at TCU (Big 12)	ESPN+	6 p.m.
Fri. 15	at TCU (Big 12)	ESPN+	6 p.m.
Sat. 16	at TCU (Big 12)	ESPN+	2 p.m.
Mon. 18	at New Mexico	--	6:30 p.m.
Tue. 19	at New Mexico	--	1 p.m.
Fri. 22	West Virginia (Big 12)	ESPN+	6:30 p.m.
Sat. 23	West Virginia (Big 12)	ESPN+	2 p.m.
Sun. 24	West Virginia (Big 12)	ESPN+	1 p.m.
Tue. 26	Abilene Christian	ESPN+	6:30 p.m.
Fri. 29	at Baylor (Big 12)	ESPN+	6:30 p.m.
Sat. 30	at Baylor (Big 12)	ESPN+	2 p.m.

### MAY

Sun. 1	at Baylor (Big 12)	ESPN+	1 p.m.
Tue. 3	at Abilene Christian	--	TBA
Fri. 13	at Oklahoma State (Big 12)	ESPN+	TBA
Sat. 14	at Oklahoma State (Big 12)	ESPN+	TBA
Sun. 15	at Oklahoma State (Big 12)	ESPN+	TBA
Thu. 19	Oklahoma (Big 12)	ESPN+	6:30 p.m.
Fri. 20	Oklahoma (Big 12)	ESPN+	6:30 p.m.
Sat. 21	Oklahoma (Big 12)	ESPN+	2 p.m.

Wednesday-Sunday, May 25-29  
Phillips 66 Big 12 Championship (Arlington, Texas/Globe Life Field)

Friday-Monday, June 3-6  
NCAA Regionals (Campus Sites)

Friday-Monday, June 10-13  
NCAA Super Regionals (Campus Sites)

Friday-Monday, June 17-27  
NCAA College World Series (Omaha, Neb./Charles Schwab Field)

All times central, subject to change

\* Big 12 game / ^ College Baseball Showdown / # HODGETOWN (Amarillo, TX)

### COACHING STAFF

6	Tim Tadlock	Head Coach (10th Season)
19	J-Bob Thomas	Asst. Coach/3rd Base (10th Season)
50	Matt Gardner	Asst. Coach (9th Season)
12	Eric Gutierrez	V. Asst. Coach/1st Base (4th Season)
	Joe Hughes	Director of Operations (10th Season)
	Ray Hayward	Special Assistant (10th Season)
	Bryan Simpson	Athletic Trainer
	Tory Stephens	Strength & Conditioning
	Shishir Bhakta	Equipment Manager
	Lyndee Kiesling	Dir. of Player Development/Support Services

## Texas Tech Game Notes / Games 18-19

Dates	Time (CT)	TV	PxP	Analyst	Radio	PxP	Analyst
March 15	6:30 p.m.	Big 12 Now on ESPN+	Chris Sylvester	Mike Gustafson	TTU Sports Network	Jamie Lent	Cameron Warren
March 16	1:00 p.m.	Big 12 Now on ESPN+	Daniel Gillman	Mike Gustafson	TTU Sports Network	Jamie Lent	Cameron Warren



### TEXAS TECH RED RAIDERS

Head Coach \_\_\_\_\_ Tim Tadlock

Record \_\_\_\_\_ 14-3 Overall • 0-0 Big 12

Home/Away/Neutral \_\_\_\_\_ 8-0 / 4-0 / 2-3

Rankings: \_\_\_\_\_ D1: 17 • BA: 23 • NCBWA: 12

\_\_\_\_\_ CB: 17 • Coaches: 13 • PG: 14

#### Team Leaders

B Avg. (min. 50 AB) \_\_\_\_\_ Parker Kelly (.364)

RBI \_\_\_\_\_ Parker Kelly (22)

ERA (min. 15.0 IP) \_\_\_\_\_ Brandon Birdsell (1.80)



### NEW MEXICO LOBOS

Head Coach \_\_\_\_\_ Tod Brown

Record \_\_\_\_\_ 6-9 Overall • 3-3 MW

Home/Away/Neutral \_\_\_\_\_ 5-2 / 1-3 / 0-4

Rankings: \_\_\_\_\_ D1: NR • BA: NR • NCBWA: NR

\_\_\_\_\_ CB: NR • Coaches: NR • PG: NR

#### Team Leaders

B Avg. (min. 40 AB) \_\_\_\_\_ Kamron Willman (.304)

RBI \_\_\_\_\_ Lenny Junior Ashby (13)

ERA (min. 15.0 IP) \_\_\_\_\_ Riley Egloff (2.45)

Date	Texas Tech Projected Starters	New Mexico Projected Starters
Tuesday, March 15	RHP Chase Hampton (5.79 ERA, 1-1)	RHP Miguel Reyes Jr. (6.75 ERA, 1-2)
Wednesday, March 16	RHP Austin Becker (6.75 ERA, 1-0)	LHP Matt Haley (5.79 ERA, 0-0)

### Projected Texas Tech Lineup (based on prev. game)

Pos.	#	Name	CL	B/T	Ht./Wt.	Avg.	R	H	2B	HR	RBI	BB	Notes
LF	9	Zac Vooletich	Jr.	R/R	5-9/185	.269	9	7	4	0	11	8	Hitting .292/11 RBI in 6 starts
1B	18	Cole Stilwell	Jr.	R/R	6-1/215	.235	14	16	3	0	11	12	Team-lead 14 game on-base streak
2B	2	Jace Jung	So.	L/R	6-0/205	.354	17	23	3	3	16	17	Team-lead .500 on-base %
DH	10	Ty Coleman	Jr.	R/R	5-8/190	.349	9	15	4	2	12	4	8-game hitting streak
SS	8	Kurt Wilson	Sr.	R/R	6-2/210	.338	20	22	3	2	19	11	Team-lead 10 game hit streak
RF	25	Owen Washburn	Fr.	L/R	6-0/205	.333	16	20	2	2	15	12	.447 on-base %
3B	15	Parker Kelly	Fr.	R/R	6-3/220	.364	14	20	3	6	22	8	Three Grand Slams (March 5-9)
C	5	Hudson White	Fr.	R/R	5-11/195	.182	10	10	3	1	10	9	Two 2B, three hits last time out
CF	1	Dillon Carter	So.	L/R	6-0/210	.196	19	11	1	2	9	14	Batting .370 in 8 home gms

## Headlines in 1-2-3

\* Texas Tech is back at Rip Griffin Park on Tuesday for its first home game since Sunday, March 6, following a seven-day, five-game road trip that finished with the Red Raiders going 4-1 - splitting two games versus Mississippi State (in Biloxi) and sweeping Rice. Tech now puts its unblemished 8-0 home record to the test against the New Mexico as they visit for a pair of games on Tuesday and Wednesday. The Red Raiders return to the road for a weekend series at Iowa to complete a stretch of eight of 10 games away from home.

\* The Texas Tech-New Mexico series is one that has a long history as they will play for the 124th and 125th times this week. The two might be separated by a time zone, but it is just a little bit longer than a five-hour drive between each team's respective ballparks. The proximity allowed the two programs to get together for at least one game every year from 1998-2019. The Red Raiders own a 75-47-1 all-time advantage over the Lobos, and a 47-20 mark in home games as the series leans heavily toward games played in Lubbock. In 2022, Texas Tech will return the two-midweek games in Lubbock this week for a pair in Albuquerque on April 18 & 19 (the Monday after Easter Sunday).



\* For the third week in a row, a Texas Tech baseball player has been honored with a weekly award from the Big 12 Conference. On Monday, the league announced Brandon Birdsell was selected as the Big 12 Pitcher of the Week for games played March 7-13. Birdsell tossed a career game on Saturday at Rice, striking out 15 batters in a six-inning no-hitter. His final line was 6.0 IP, 0 H, 0 ER, 15 K & 0 BB. Birdsell joins previous Big 12 of the week award winners Parker Kelly (Player of the Week, March 7), Owen Washburn (Newcomer of the Week, March 7) and Ty Coleman (Player of the Week/Newcomer of the Week, Feb. 28).

## Big 12 Standings (last updated AM of Mon. 3/14)

SCHOOL	BIG 12	C-PCT.	HOME	AWAY	N.	STK.	OVR.	PCT.	HOME	AWAY	N.	STK.
Texas Tech	0-0	.000	0-0	0-0	0-0		14-3	.824	8-0	4-0	2-3	W4
Texas	0-0	.000	0-0	0-0	0-0		13-4	.765	6-1	5-2	2-1	L2
TCU	0-0	.000	0-0	0-0	0-0		11-4	.733	8-0	1-3	2-1	W3
Oklahoma	0-0	.000	0-0	0-0	0-0		9-5	.643	7-1	0-0	2-4	W4
West Virginia	0-0	.000	0-0	0-0	0-0		9-5	.643	3-1	2-2	4-2	W1
Baylor	0-0	.000	0-0	0-0	0-0		9-6	.600	5-5	2-0	2-1	W1
Oklahoma State	0-0	.000	0-0	0-0	0-0		9-6	.600	3-3	4-1	2-2	W2
Kansas	0-0	.000	0-0	0-0	0-0		7-6	.538	0-1	3-2	4-3	W4
Kansas State	0-0	.000	0-0	0-0	0-0		7-7	.500	4-0	3-4	0-3	W4

**Media Information**

The Texas Tech Athletics Communications office is here to serve the media throughout the 2022 Red Raider Baseball season. Media members in need of assistance can contact Matt Burkholder in the Athletics Communications office at matt.burkholder@ttu.edu.

**MEDIA CREDENTIALS**

Media members covering the Texas Tech baseball program at Dan Law Field at Rip Griffin Park during the 2022 season must be issued a working credential from the Texas Tech Athletics Communications office. All requests for media credentials must be made via e-mail to Matt Burkholder.

**VIDEO HIGHLIGHTS/NEWS CONFERENCES**

Video from news conferences and games will be available to the media via FTP. Broadcast quality video footage (game highlights, post-practice interviews, post-game interviews, etc) are available at [www.ttumedia.com](http://www.ttumedia.com). Please contact the athletics communications office for login instructions.

**POSTGAME INTERVIEWS**

Texas Tech players and head coach Tim Tadlock will be available to the media following a brief cooling down period. All Texas Tech Athletics postgame interviews are to be conducted inside the club level suite deck on the first base side of Rip Griffin Park.

**PRESS BOX SERVICES**

A complete NCAA box score and pertinent game facts will be distributed to members of the working media following the conclusion of the game. Game notes, statistics, lineups, and rosters are provided prior to first pitch.

**FOLLOW THE RED RAIDERS**

Texas Tech fans can follow the Red Raiders all season on Twitter (@TTU\_Baseball) as well as Facebook, Instagram, and the official website of Texas Tech Athletics, [www.TexasTech.com](http://www.TexasTech.com). All Red Raider home games not picked up for national television will be streamed on Big 12 Now on ESPN+.

**PRACTICES**

Please contact Matt Burkholder if you would like to attend practice. Practices normally begin around 2:30 p.m. and end around 5 p.m. during the week. All field-level areas are closed to the media.

**USE OF AUDIO/VIDEO**

Any media entity collecting any sort of "video or audio materials" (film, traditional video or audio, digital video or audio, photos, etc.) from Texas Tech University Athletics game events or press conference/media events may use that material only for traditional television newscasts, Web-based or print coverage, or other electronic transmission as approved by the University in writing, with a limitation of up to three (3) minutes in length from any single event. Such media entity may not offer any live video, audio or other coverage of the event without the advance, written permission of Texas Tech University Athletics.

This policy includes all games, matches and events involving any of Texas Tech's athletic programs. It includes all media events -- press conferences, pre/post-practice interviews and pre/post-game interviews. An exception would be a one-on-one interview arranged through the Texas Tech Athletics Communications office with a Texas Tech, coach, athlete or administrator.

**Notes****SCOUTING - NEW MEXICO**

- New Mexico is 6-9 through 15 games this season, and unlike Texas Tech, has already played six Mountain West conference games.
- New Mexico is 1-7 in games away from its home ballpark.
- The Lobos last weekend series was a conference tilt against Fresno State at home and were winners of 2-of 3.
- Texas Tech and New Mexico share an early season opponent in common in Arizona. The Wildcats defeated the Lobos 12-5 in Tucson on March 8.
- Texas Tech is one of three Power 5 programs New Mexico will test itself against this year. UNM faced off against Oregon State twice in the Sanderson Ford College Baseball Classic in Surprise, Ariz. to kick off the season (L, 21 1/L, 13-3). UNM will host Arizona on March 23 in addition to the game already played this year.
- Mountain West head coaches tabbed New Mexico to finish sixth out of seven teams in their annual preseason poll. Nevada was picked to finish first, followed by UNLV, San Diego State, Fresno State, Air Force, New Mexico, and San Jose State.
- Pitcher Tristin Lively represented New Mexico on the Mountain West Preseason All-Conference Team.
- New Mexico is led by first-year head coach Tod Brown. He was named the 12th head baseball coach at New Mexico on June 17, 2021, replacing Ray Birmingham who retired after leading the Lobos over the previous 14 seasons.

**BIG 12 PLAYER OF THE WEEK/NEWCOMER OF THE WEEK AWARDS RESIDE AT TEXAS TECH**

Make it three weeks in a row, a Texas Tech baseball player has been honored with a weekly award from the Big 12 Conference. On Monday, the league announced Brandon Birdsell was selected as the Big 12 Pitcher of the Week for games played March 7-13. Birdsell joins previous Big 12 of the week award winners Parker Kelly (Player of the Week, March 7), Owen Washburn (Newcomer of the Week, March 7) and Ty Coleman (Player of the Week/Newcomer of the Week, Feb. 28).

Birdsell tossed a career game on Saturday at Rice, striking out 15 batters in a six-inning no-hitter. His final line was 6.0 IP, 0 H, 0 ER, 15 K & 0 BB. The right-handers' 15 strikeouts are the most by a Big 12 pitcher in a single game this season and a career-high for Birdsell. The total strikeouts were the most by a Red Raider since Bobby Doran's 16 versus Missouri on May 1, 2010. The school record is 18, owned by Monty Ward (1998) and Buddy Hampton (1968). En route to 15 strikeouts, Birdsell struck out eight-straight batters to open the game -- a feat last accomplished by Ryan Moseley when he fanned eight-straight versus Oklahoma State on April 24, 2015. Birdsell was also the first Red Raider to carry a no-hitter through 6.0 innings since Mason Montgomery (6.0 IP) at Texas on March 17, 2019. Birdsell was lifted after 90 pitches and Saturday's no-hitter was carried into the eighth inning by-committee, and broken up at the 7.1 IP mark. Tech defeated Rice, 3-2, and allowed three hits as a team.

In five games, Kelly hit .421 with 13 RBI and three home runs, and one double. The week included a massive Saturday contest that featured the senior mash all three home runs in one game, including two for Grand Slams, that added up to nine RBI -- tying a Texas Tech program record for a single game. His previous RBI high was three against UConn last season. Washburn, a true freshman, recorded his first two career home runs collecting the two in back-to-back games. He owned a .421 batting average over five games, and also collected a double in addition to the two home runs, and racked up eight RBI. Texas Tech scored 70 runs in total to sweep Merrimack over the weekend in four games after posting a big 4-3 extra innings midweek win over Dallas Baptist on March 1.

Ty Coleman was selected as the Big 12 Baseball Player of the Week and Newcomer of the Week for games played Feb. 21-27. In four games, Coleman hit .471 with 11 RBI and two doubles and two home runs, including a go-ahead 3-run blast in the seventh inning to clinch a series sweep for the Red Raiders over Kent State. The junior designated hitter had three multi-hit games, including a 3-for-5 performance with two doubles to open a doubleheader Sunday. He had four RBI in two different games, including Texas Tech's midweek win (Feb. 22) against Dallas Baptist. For the week, Coleman had a 1.441 OPS, scored six runs, and four of his eight hits went for extra bases.

**THIS-N-THAT**

- Texas Tech has won 13 of its last 14 games this season.
- The Red Raiders are 8-0 at home this season.
- At 14-3, Texas Tech matches its start to the 2021 season.
- Texas Tech lost for the first time this season when scoring first last Tuesday against Mississippi State. Tech is 10-1 this season when scoring first.
- Tech is 14-1 when scoring three runs or better.
- Texas Tech has surged in the fifth and sixth innings offensively this season scoring 29 runs in each. The fourth inning is the least productive, as the Red Raiders have scored five runs total in 17 games.
- Texas Tech is 9-1 this season when having at least one home run.
- Parker Kelly is the first Red Raider to own three Grand Slams in the same season since Cameron Blair achieved the feat in both 2004 and 2005.
- Brandon Birdsell's 15 strikeouts against Rice on March 12 were the most by a Red Raider since Bobby Doran's 16 versus Missouri on May 1, 2010.

**SCORING ONSLAUGHT**

Texas Tech dominated its previous home weekend series against Merrimack College, outscoring its opponent 70-12 in four games. The run total skyrocketed the Red Raiders' offense to leading the Big 12 in runs. After the last five road games, the Red Raiders' season total grew to 149 and ranks No. 12 in the NCAA. It's the top mark in the Big 12, with the next best total 114 from Texas.

## Notes

### FIND A WAY ON

Texas Tech is getting on-base at a percentage of 0.412 as a team, ranking No. 1 in the Big 12 and No. 35 in the NCAA. The Red Raiders have five batters in the lineup that have appeared in at least 2.5 AB/per game that own an on-base percentage better than .400 - led by Jace Jung (.500).

### WALK IT OUT

Texas Tech batters have registered 114 walks this season after 17 games, ranking No. 3 in NCAA DI baseball. Jace Jung leads the group drawing 17 walks alone, which ranks No. 7 in the nation.

### STRAIGHT DEALIN'

The Texas Tech pitching staff has registered 197 strikeouts, ranking No. 3 in Division I baseball and trails Florida State (203) and Mississippi State (197). Tech owns 11.5 strikeouts per nine innings through 17 games this season, which ranks No. 12 in Division I baseball and tops in the Big 12.

Brandon Birdsell leads the team with 34 strikeouts, and owns 15.3 strikeouts per nine innings, which ranks No. 17 in NCAA DI.

### WHERE'S THE LONG BALL, OH THERE IT IS

The Red Raiders were one of the top home run hitting teams in the country last season with 90 dingers on the year, which ranked 10th in the country. The 90 home runs were the most by a Tech club in 23 years when it hit 95 in 1998. The Red Raiders did not hit a HR until game No. 5 of the season, but in the first weekend series at home, the streak ended as five home runs were registered when hosting Kent State. Overall, Tech has now smacked a Big 12 best 19 home runs for the year.

### DaDaDa-DaDaDa

Texas Tech baseball has been featured twice this season on SportsCenter's top plays just 14 games into the season. Most recently, Jace Jung's web gem against Mississippi State in short centerfield was featured as the No. 1 play on the evening of Tuesday, March 8.

Saturday of Texas Tech's opening weekend provided theatrics from centerfielder Dillon Carter as he robbed Auburn of a home run as he leaped over the right-centerfield fence in the bottom of the seventh inning at Globe Life Field. It registered No. 6 on that Saturday night's edition of #SCTop10 plays on SportsCenter. A couple of facts that make the story wilder:

- Carter robbed Auburn's Cole Foster, who is from Plano, Texas, and the Big 12 and SEC foe knew one another quite well. Foster was Carter's summer baseball teammate on the Dallas Tigers. The two caught up with one another on the phone after the game to have some friendly banter about the play.
- Texas Tech baseball was not the only Texas Tech program highlighted on this particular Saturday as Texas Tech basketball checked in at No. 7 and Texas Tech softball checked in at No. 2 to give the nation a solid dose of the Red Raiders' athletic achievements taking up three spots in a single Top10.

### EARN IT IN LEAGUE PLAY

Texas Tech was voted third in the 2022 Big 12 Baseball Preseason Poll, the conference revealed on Jan. 27. The league's nine head coaches voted the order and were not permitted to vote for their own team.

Positioned No. 3, the Red Raiders face their first uphill fight after four-straight seasons being pegged the preseason favorite (2018-2021). The last time Tech was not picked preseason No. 1, they were slotted third in 2017, which marked, at the time, the Red Raiders' highest preseason ranking since being picked third in 2000. In 2017, the Red Raiders won the Big 12 regular season title and hosted a regional as the No. 5 national seed.

Texas received eight first place votes for a total of 64 points to nab the top spot and its first time being atop the preseason league poll since 2010. Oklahoma State followed in second with 52 points and one first place vote while Texas Tech was third with 49 points. TCU and Baylor round out the top five with 48 and 33 points, respectively. Oklahoma (25), Kansas State (23), West Virginia (20) and Kansas (10) wrap up the ledger.

### JUNG FAVORITE TO REPEAT AS BIG 12 PLAYER OF THE YEAR

Texas Tech sophomore infielder Jace Jung was named the Big 12 Preseason Player of the Year, the conference announced on Jan 26. The 2022 Big 12 preseason awards were selected in a vote of the league's nine head coaches, who could not vote for their own players. Jung, also a unanimous first team selection, was the sole honoree from the Red Raiders' squad among preseason award recognition. Jung was the Big 12 Player of the Year in 2021, hitting .337 for the Red Raiders and led the Big 12 with 21 home runs. The infielder from San Antonio was a consensus All-American in 2021 and was selected as the NCBWA National Freshman Hitter of the Year.

### BACK ON THE GOLDEN SPIKES WATCH LIST

USA Baseball announced Texas Tech sophomore infielder Jace Jung to its preseason Golden Spikes Award watch list on Feb. 15, beginning the process of identifying the top amateur baseball player in the country for the 2022 season. The 2022 preseason watch list features 55 of the nation's top amateur players from high school and college baseball. Jung headlines a group of six 2021 Golden Spikes Award semifinalists, joined by Landon Sims (Mississippi State), Jacob Berry (LSU), Austin Knight (Charlotte), Ethan Long (Arizona State), and Paul Skenes (Air Force). Berry, Jung, Knight, and Sims were also named to the midseason watch list in 2021.

## Single Game Career Highs Watch

Name	STRIKEOUTS	Date (Opp.)
Brandon Birdsell	15	3-12-22 (@Rice)
Andrew Morris	10	2-26-22 (Kent State)
Chase Hampton	7	3x, last 3-1-22 (@Dallas Baptist)
Mason Molina	7	2-27-22 (Kent State)
Austin Becker	5	2x, last 3-6-22 (Merrimack)
Brendan Gorton	5	2-18-22 (vs.Michigan)
Hayde Key	5	3-5-21 (Texas State)
Josh Sanders	5	3-11-22 (@Rice)

Name	HITS	Date (Opp.)
Cody Masters	4	4-7-18 (@Kansas)
Kurt Wilson	4	3-5-22 (Merrimack)
Dillon Carter	3	3x, last 2-22-22 (Dallas Baptist)
Easton Murrell	3	6-6-21 (UCLA)
Ty Coleman	3	2-27-22 (Kent State)
Cole Stilwell	3	6x
Owen Washburn	3	2x, last 3-5-22 (Merrimack)
Jace Jung	3	9x
Parker Kelly	3	2x, last 3-9-22 (vs. Miss. St.)
Dalton Porter	3	3-6-22 (Merrimack)
Hudson White	3	3-13-22 (@Rice)

Name	RBI	Date (Opp.)
Parker Kelly	9	3-5-22 (Merrimack)
Kurt Wilson	5	3-5-22 (Merrimack)
Jace Jung	5	2x, last 4-11-21 (TCU)
Ty Coleman	4	2x, last 2-27-22 (Kent State)
Cody Masters	4	3x, last 5-14-21 (@Oklahoma)
Cole Stilwell	4	3x, last 2-26-21 (Houston Baptist)
Easton Murrell	3	3-3-21 (Texas Southern)
Owen Washburn	3	3x, last 3-6-22 (Merrimack)
Hudson White	3	2-27-22 (Kent State)
Dillon Carter	3	3-4-22 (Merrimack)
Dalton Porter	3	3-5-22 (Merrimack)

## Individual Honors

### Jace Jung (2021)

- Big 12 Player of the Year
- All-America First Team (Collegiate Baseball)
- All-America First Team (NCBWA)
- All-America First Team (Perfect Game)
- All-America Second Team (D1Baseball)
- All-America Second Team (Baseball America)
- All-America Third Team (ABCA)
- All-Big 12 First Team (Unanimous)
- NCAA Lubbock All-Regional Team
- Golden Spikes Award Semifinalist
- Dick Howser Trophy Semifinalist
- Bobby Bragan Slugger Award Finalist
- NCBWA District 7 Co-Player of the Year
- NCBWA Freshman All-American
- National Freshman Hitter of the Year
- ABCA All-Central Region

### Jace Jung (2022)

- Big 12 Preseason Player of the Year
- Preseason All-Big 12 First Team (Unanimous)
- Preseason All-America First Team (Collegiate Baseball)
- Preseason All-America First Team (NCBWA)
- Preseason All-America First Team (D1Baseball)
- Preseason All-America First Team (Perfect Game)
- Preseason All-America First Team (Baseball America)
- Golden Spikes Award watch list

### Kurt Wilson (2021)

- NCAA Lubbock Regional Most Outstanding Player
- NCAA Lubbock All-Regional Team

### Easton Murrell (2021)

- NCAA Lubbock All-Regional Team

### Cole Stilwell (2021)

- NCAA Lubbock All-Regional Team

## TEXAS TECH SPORTS NETWORK

The Texas Tech Sports Network from Learfield Sports will carry all the exciting action of Red Raider Baseball beginning with the season opener Feb. 18-20 and all the way through the postseason. Geoff Haxton and Mike Gustafson will share play-by-play duties while Jamie Lent will provide color analysis in the broadcast booth

### RED RAIDER BASEBALL AFFILIATES

CITY	STATION	FREQUENCY
Abilene/Haskell	KVRP-FM	97.1
Alpine	KVLF-AM	1240
Amarillo	KARX-FM	95.7
Amarillo	KPUR-AM	1440
Andrews	KACT-AM	1360
Andrews	KACT-FM	105.5
Artesia, N.M.	KSVP-AM	990
Austin	KOKE-AM	1600
Big Spring	KBST-FM	95.7
Brady	KNEL-FM	95.3
Breckenridge	KLXK-FM	93.5
Brownwood	KQBZ-FM	96.9
Dallas	KFXR-AM	1190
El Paso	KHEY-AM	1380
Fredericksburg	KNAF-AM	910
Hereford	KPAN-AM	860
Hereford	KPAN-FM	106.3
Hobbs, N.M.	KHOB-AM	1390
Houston	KKHT-FM	100.7
Junction	KMBL-AM	1450
Lamesa	KPET-AM	690
Lamesa	KPET-FM	105.1
Lampasas	KACQ-FM	101.9
Lampasas	KCYL-AM	1450
Lubbock	KTTU-FM	97.3
Lubbock	KXTQ-FM	100.7
Lubbock	KJTV-AM	950
Lubbock	KXQT-FM	106.5
Memphis	KLSR-FM	105.3
Midland/Odessa	KCRS-AM	550
Odessa	KCRS-FM	95.5
Pecos	KDNZ-FM	97.3
Perryton	KEYE-AM	1400
Perryton	KEYE-FM	93.7
Plainview	KREW-AM	1400
San Angelo	KLDE-FM	105.3
San Antonio	KZDC-AM	1250
San Antonio	KZDC-FM	94.5
Seminole	KSEM-FM	106.3
Seymour	KSEY-FM	94.3
Seymour	KSEY-AM	1230
Snyder	KGWG-FM	91.1
Sweetwater	KSST-AM	1240
Tyler	KTBB-AM	600
Tyler	KYZS-AM	1490
Waco	KWBT-HD2	94.5

## Notes

### 2021 SEASON REVIEW

Tech's 2021 season was one that saw a squad rally together and fight through a slow start and a season that plagued them with injuries. The Red Raiders won 14 in a row after its opening series. Tech finished 39-17, including 27 wins in the friendly confines of Rip Griffin Park. The team was rewarded with a No. 8 national seed in the NCAA tournament and hosted a regional for the fifth-straight year and qualified to host a Super Regional for the third time in the last five completed seasons. Tech's loss to Stanford marked the first time the Red Raiders did not advance out of the Super Regional, having been 4-0 in such series previously.

After the season, Texas Tech turned in the second-most Major League Baseball Draft selections of any team in the country with nine. Despite only a 20-round draft, Tech boasted its third-highest draft haul in school history, matching its total from 2012 while only trailing the 11 Red Raiders picked following the 2018 season and 10 chosen in 2016. Second baseman Jace Jung was heralded with many season accolades including being named a consensus All-American and Academic All-American.

### LET'S MAKE IT FOUR

Only two other programs in the country have hosted a Super Regional three-consecutive seasons. The Red Raiders' have hosted a Super Regional five times in program history, and until faltering last season against Stanford, has advanced to the College World Series in their four previous tries.

### 5-STRAIGHT REGIONALS IN LUBBOCK

For five-consecutive postseasons, the Red Raiders have been one of 16 host sites selected to host the regional round by the NCAA Selection Committee. Texas Tech is the only program in the country to host every year since 2016. It was the first time in school history Tech secured hosting an NCAA Regional in five-straight seasons, and it was the eighth time overall. The Red Raiders have played regional action in Lubbock in 1996, 1997, 1999, 2016, 2017, 2018, 2019 and 2021.

### THE LUBBOCK REGIONAL: WHERE TITANS FALL

Since Texas Tech hosted its first regional under Tadlock in 2016, several name programs have traveled to Lubbock and met their demise, including Arizona (2017), Louisville (2018), Florida (2019), North Carolina (2021) and UCLA (2021).

### WAS THAT TADLOCK'S BEST COACHING JOB?

Despite significant injuries issues all season long in 2021, Tim Tadlock had the Red Raiders back in the Super Regionals for the fifth time in seven years and in position for yet another postseason run. The Red Raiders have been ranked in the Top-10 of at least one national poll for 16 of a possible 17 weeks during the 2021 season, despite starting the year with three key arms on the shelf in starters Austin Becker and Hunter Dobbins and lefty reliever Jakob Brustoski. Tech would have a fourth loss in Friday starter Brandon Birdsell. Tech also lost the Big 12 Preseason Player of the Year in Dylan Neuse and a versatile starter in Kurt Wilson around the same time it lost Birdsell. Wilson started the first 26 games of the season between various positions, mostly at third base and in the outfield, before injuring a thumb in the TCU series and missing the next seven weeks. Finally, starting outfielder Dillon Carter missed the first 20 games of the season, returning in the USF series and filling in at center field.

### BIG 12 PLAYER OF THE YEAR AWARD RESIDES IN LUBBOCK

The Big 12 Player of the Year trophy has been in the Jung household since 2019 and will remain there until at least 2022 as Jace Jung made it back-to-back Jung's to win the award. Josh Jung won it in 2019 before being picked No. 8 overall in the 2019 MLB Draft. The award was not presented in 2020. A Red Raider has now won four of the last five Big 12 Player of the Year awards - Eric Gutierrez (2016), Hunter Hargrove (2017), Josh Jung (2019), Jace Jung (2021).

### TOP-3 FINISH IN CONFERENCE

Texas Tech is the only program in the Big 12 to finish in the top three of the league standings every year since 2016. The Red Raiders wrapped up conference play at 14-10, including series wins over No. 3 Texas and No. 10 TCU. Tech won six of its eight Big 12 series, including three out of the four it played on the road. The Red Raiders finished the regular season strong with series wins in three of its last four series. Tech was especially strong on the back-end of weekend series this season, going a combined 11-5 in middle games and series finales. You could look to a lack of midweek games as a potential reason for a poor record in series openers as the Red Raiders were 2-0 in Big 12 openers following midweek games and just 1-5 in openers following no midweek game.

### PRESEASON BALL WITH THE RANGERS

The Texas Tech baseball team hosted an exhibition contest on Oct. 25, 2021 against the Texas Rangers Instructional League team. The Red Raiders won 14-11 in a 12 inning scheduled contest. Tech led by as much as nine in the game, taking an 11-2 lead into the ninth inning. The Red Raiders were led by four players who tallied two hits each in Parker Kelly, Cole Stilwell, and newcomers Owen Washburn and Hudson White. Stilwell went 2-of-3, and tallied the Red Raiders' sole home run on the night, hammering a 3-run shot over the left-field fence in the 10th, and added a single in the first. On top of his two hits, he drew three walks. Alike Stilwell, Jace Jung drew three walks, and got on base a fourth time with an RBI double that he roped to the centerfield wall in the third, scoring Dillon Carter who found the base pads via base on balls earlier in the inning. Brandon Birdsell got the start, and struck out three while on the mound for his one inning of work that was followed by a bevy of Red Raider pitchers throughout the night.

### TECH BASEBALL IN HIGH DEMAND

For the eighth-consecutive year, the Texas Tech baseball allotment of season tickets sold out.

More than 2,750 season tickets have been sold for the 2022 season, establishing a new season ticket sales record. It is the eighth sell-out in 10 years under head coach Tim Tadlock and his staff's leadership.

**BIG 12 PRESEASON POLL**

TEAM	POINTS
1. Texas (8)	64
2. Oklahoma State (1)	52
3. Texas Tech	49
4. TCU	48
5. Baylor	33
6. Oklahoma	25
7. Kansas State	23
8. West Virginia	20
9. Kansas	10

**BIG 12 PRESEASON PLAYERS OTY**

C: Silas Ardoin, Texas  
 IF: Peyton Graham, Oklahoma  
 IF: Brayden Taylor, TCU\*  
 IF: Mitchell Daly, Texas  
 IF: Trey Faltine, Texas  
 IF: Jace Jung, Texas Tech\*  
 OF: Jared McKenzie, Baylor\*  
 OF: Dylan Phillips, Kansas State  
 OF: Austin Davis, West Virginia  
 DH: Ivan Melendez, Texas\*  
 UT: Nolan McLean, Oklahoma State  
 UT: Jake Thompson, Oklahoma State  
 SP/UT: Justin Campbell, Oklahoma St.\*  
 SP: Austin Krob, TCU  
 SP: Pete Hansen, Texas  
 SP: Tristan Stevens, Texas\*  
 RP: Aaron Nixon, Texas  
 RP: Jacob Watters, West Virginia  
 \* - Unanimous Selection

**BIG 12 UPCOMING SCHEDULE****Tuesday, March 15**

West Virginia at Duke 3 p.m.
Texas A&M-Corpus Christi at TCU 6 p.m.
Texas at College of Charleston 6 p.m.
Baylor at Sam Houston 6:30 p.m.
New Mexico at Texas Tech 6:30 p.m.
Kansas State at Omaha 6:30 p.m.
Air Force at Oklahoma 6:30 p.m.

**Wednesday, March 16**

New Mexico at Texas Tech 1 p.m.
Air Force at Oklahoma 2 p.m.
West Virginia at High Point 3 p.m.
Kansas at Missouri State 3 p.m.
Dallas Baptist at Oklahoma State 6 p.m.
Texas at The Citadel 6 p.m.

**Thursday, March 17**

Seton Hall at Oklahoma State 6 p.m.
-------------------------------------



BIG 12 CONFERENCE

**NATIONAL RANKINGS (March 14 rankings)****D1 Baseball**

Team	Record
1. Ole Miss	13-2
2. Texas	13-4
3. Arkansas	11-3
4. Vanderbilt	13-2
5. Oregon State	11-2
6. Notre Dame	11-1
7. Tennessee	15-1
8. Florida State	10-5
9. Florida	13-4
10. Georgia Tech	13-3
11. Oklahoma State	9-6
12. Stanford	9-5
13. LSU	13-3
14. Liberty	12-2
15. North Carolina	14-2
16. Arizona	12-4
17. <b>Texas Tech</b>	<b>14-3</b>
18. Clemson	14-1
19. Virginia	14-1
20. Georgia	13-3
21. TCU	11-4
22. Texas State	14-3
23. Mississippi State	10-7
24. Maryland	12-2
25. Gonzaga	11-4

**Baseball America**

Team	Record
1. Notre Dame	11-1
2. Ole Miss	13-2
3. Oregon State	11-2
4. Texas	13-4
5. Virginia	14-1
6. Vanderbilt	13-2
7. Arkansas	11-3
8. Florida State	10-5
9. Tennessee	15-1
10. Stanford	9-5
11. Oklahoma State	9-6
12. Liberty	12-2
13. Florida	13-4
14. Georgia Tech	13-3
15. Clemson	14-1
16. LSU	13-3
17. Arizona	12-4
18. Georgia	13-3
19. North Carolina	14-2
20. Gonzaga	11-4
21. Maryland	12-2
22. Texas State	14-3
23. <b>Texas Tech</b>	<b>14-3</b>
24. Old Dominion	13-1
25. USC	11-3

**NCBWA**

Team	Record
1. Vanderbilt	13-2
2. Ole Miss	13-2
3. Texas	13-4
4. Arkansas	11-3
T5. Oregon State	11-2
T5. Notre Dame	11-1
7. Tennessee	15-1
8. Georgia Tech	13-3
9. LSU	13-3
10. Florida	13-4
11. Stanford	9-5
12. <b>Texas Tech</b>	<b>14-3</b>
13. Florida State	10-5
14. Arizona	12-4
15. North Carolina	14-2
16. Virginia	14-1
17. Liberty	12-2
18. Oklahoma State	9-6
19. Georgia	13-3
20. Clemson	14-1
21. TCU	11-4
22. Maryland	12-2
23. Mississippi State	10-7
24. Gonzaga	11-4
25. Old Dominion	13-1

**Collegiate Baseball**

Team	Record
1. Vanderbilt	13-2
2. Tennessee	15-1
3. Oregon State	11-2
4. LSU	13-3
5. Virginia	14-1
6. Texas	13-4
7. Notre Dame	11-1
8. Georgia Tech	13-3
9. Ole Miss	13-2
10. Georgia	13-3
11. North Carolina	14-2
12. Liberty	12-2
13. Florida	13-4
14. Stanford	9-5
15. Texas State	14-3
16. Arizona	12-4
17. <b>Texas Tech</b>	<b>14-3</b>
18. Arkansas	11-3
19. Purdue	14-0
20. Clemson	14-1
21. Old Dominion	13-1
22. Florida State	10-5
23. Miami, Fla.	11-4
24. Gonzaga	11-4
25. USC	11-3

**USA Coaches**

Team	Record
1. Ole Miss	13-2
2. Texas	13-4
3. Vanderbilt	13-2
4. Arkansas	11-3
5. Tennessee	15-1
6. Oregon State	11-2
7. Notre Dame	11-1
8. LSU	13-3
9. Florida	13-4
10. Georgia Tech	13-3
11. Stanford	9-5
12. Florida State	10-5
13. <b>Texas Tech</b>	<b>14-3</b>
14. Liberty	12-2
15. Oklahoma State	9-6
16. Arizona	12-4
T17. Virginia	14-1
T17. North Carolina	14-2
19. Clemson	14-1
20. Georgia	13-3
21. TCU	11-4
22. Maryland	12-2
23. Texas State	14-3
24. Mississippi State	10-7
25. Gonzaga	11-4

**Perfect Game**

Team	Record
1. Notre Dame	11-1
2. Vanderbilt	13-2
3. Texas	13-4
4. Ole Miss	13-2
5. Tennessee	15-1
6. Georgia Tech	13-3
7. Oklahoma State	9-6
8. Oregon State	11-2
9. LSU	13-3
10. Arkansas	11-3
11. Stanford	9-5
12. Liberty	12-2
13. Florida State	10-5
14. <b>Texas Tech</b>	<b>14-3</b>
15. TCU	11-4
16. Clemson	14-1
17. Florida	13-4
18. North Carolina	14-2
19. Virginia	14-1
20. Arizona	12-4
21. Texas State	14-3
22. Maryland	12-2
23. UConn	11-2
24. Miami, Fla.	11-4
25. UCLA	10-6

**TEXAS TECH WEEK-BY-WEEK IN THE 2022 POLLS**

DATE	D1	BA	NCBWA	CB	USA	PG
Preseason	14	23	14	4	12	12
Feb. 21	20	NR	21	16	no update	21
Feb. 28	19	NR	21	23	no update	19
Mar. 7	17	NR	15	19	11	16
Mar. 14	17	23	12	17	13	14

**ALL-TIME NO. 1 RANKINGS**

Poll	DATE
Collegiate Baseball	4/14/97
Collegiate Baseball	4/21/97
Collegiate Baseball	4/28/97
Collegiate Baseball	2/17/20
NCBWA	2/17/20

**HIGHEST FINAL RANKING IN EACH POLL**

Poll	YEAR	Ranking
Baseball America	2020	2nd
NCBWA	2019	4th
Collegiate Baseball	2019	4th
USA Today Coaches	2020	3rd
D1Baseball.com	2016, 2019, 2020	4th
Perfect Game	2020	3rd

**HIGHEST RANKING IN EACH POLL**

Poll	DATE	Ranking
Baseball America	3/9/20	(3x) 2nd
NCBWA	2/17/20	1st
Collegiate Baseball	2/17/20	(4x) 1st
USA Today Coaches	3/27/17	2nd
D1Baseball.com	3/5/18	(7x) 3rd
Perfect Game	3/9/20	(5x) 3rd



## DAN LAW FIELD AT RIP GRIFFIN PARK

### TOP-20 ATTENDANCE MARKS - SINGLE GAME

Game	Date	Attendance	Result
1. #9 Oklahoma State	June 8, 2019	4,833	L, 5-6
2. Duke	June 9, 2018	4,818	W, 6-4
Duke	June 10, 2018	4,818	L, 2-11
4. #16 East Carolina	June 12, 2016	4,817	W, 11-0
#17 East Carolina	June 11, 2016	4,817	W, 3-1 (13)
#17 East Carolina	June 10, 2016	4,817	L, 6-8
7. #16 College of Charleston	June 8, 2014	4,811	W, 1-0
#16 College of Charleston	June 7, 2014	4,811	W, 1-0
9. #9 Oklahoma State	June 9, 2019	4,782	W, 8-6
10. North Carolina	June 5, 2021	4,737	W, 7-2
11. #21 UCLA	June 6, 2021	4,737	W, 8-2
12. #9 Oklahoma State	June 7, 2019	4,732	W, 8-6
Sam Houston State	June 5, 2017	4,732	L, 3-4
Sam Houston State	June 4, 2017	4,732	L, 8-9
Sam Houston State	June 3, 2017	4,732	W, 6-0
Delaware	June 2, 2017	4,732	W, 5-2
#17 Dallas Baptist	June 6, 2016	4,732	W, 5-3
Dallas Baptist	June 5, 2016	4,732	L, 6-10
New Mexico	June 4, 2016	4,732	W, 4-3
Fairfield	June 3, 2016	4,732	W, 12-1

### YEARLY ATTENDANCE - NCAA RANKINGS

YEAR	DATES	TOTAL	RANK	AVERAGE	RANK	RECORD
2012	33	94,173	21st	2,853	21st	22-11
2013	29	73,299	26th	2,527	26th	19-10
2014	35	89,355	20th	2,553	29th	33-4
2015	27	98,969	17th	3,665	13th	20-10
2016	34	130,919	15th	3,851	15th	25-9
2017	29	120,173		4,143	13th	23-6
2018	34	136,684	11th	4,142	10th	28-6
2019	37	144,339	10th	3,901	14th	30-7
2020	11	40,567	14th	3,698	13th	11-0
2021	34	119,916		3,527		27-7
<b>Totals</b>	<b>299</b>	<b>1,048,394</b>		<b>3,506</b>		<b>238-70</b>

### TOP 3-GAME SERIES ATTENDANCE

Series	Dates	Total	Average
1. #17 East Carolina	June 10-12, 2016	14,451	4,817
2. #9 Oklahoma State	June 7-9, 2019	14,347	4,782
3. Duke	June 9-11, 2018	14,110	4,703
4. #18 Texas	May 4-6, 2018	13,296	4,432
Kansas	May 18-20, 2017	13,296	4,432
#2 TCU	April 28-30, 2017	13,296	4,432
Oklahoma State	April 21-23, 2017	13,296	4,432
#29 Baylor	April 7-9, 2017	13,296	4,432
Texas	April 22-24, 2016	13,296	4,432
10. Baylor	April 23-25, 2021	12,895	4,298

### TOP 2-GAME SERIES ATTENDANCE

Series	Dates	Total	Average
1. #16 College of Charleston	June 7-8, 2014	9,622	4,811
2. #9 Stanford	June 11-12, 2021	9,464	4,732
3. New Mexico State	March 10-11, 2015	6,661	3,331
4. Stetson	March 24-25, 2019	6,524	3,262
5. New Mexico State	March 1-2, 2016	6,375	3,188
6. Grand Canyon	April 28-29, 2015	6,239	3,120
7. Oral Roberts	March 17-18, 2015	6,233	3,117
8. Alabama A&M	March 13-14, 2012	5,924	2,962
9. New Mexico	April 17-18, 2012	5,030	2,515
10. Florida Gulf Coast	March 20-21, 2012	4,959	2,480

### TOP ATTENDANCE MARKS

Opening Day	4,432 vs. Oregon (Feb. 15, 2019)
Day Game	4,818 vs. Duke (June 9, 2018)
Night Game	4,833 vs. #9 Oklahoma State (June 8, 2019)
Midweek Game	4,432 vs. #4 Arizona (March 7, 2017)

Series Opener	4,818 vs. Duke (June 9, 2018)
Middle Game	4,833 vs. #9 Oklahoma State (June 8, 2019)
Series Finale	4,817 vs. #16 East Carolina (June 12, 2016)
Total Attendance	144,339, 37 games (2019)
Average Attendance	4,143, 29 games (2017)
3,000 + Attendance Games in a Season	37 (2019)*
4,000 + Attendance Games in a Season	20 (2018)*
Consecutive 3,000+ attendances	89, Apr. 7, 2017-Mar. 8, 2020

Monday	4,732, 2x vs. Sam Houston State (June 5, 2017)
Tuesday	4,432 vs. #4 Arizona (March 7, 2017)
Wednesday	3,327 vs. Oral Roberts (March 18, 2015)
Thursday	4,393 vs. #2 TCU (April 2, 2015)
Friday	4,817 vs. #17 East Carolina (June 10, 2016)
Saturday	4,833 vs. #9 Oklahoma State (June 8, 2019)
Sunday	4,818 vs. Duke (June 10, 2018)



## TEXAS TECH UNIVERSITY

### THE STATE OF TEXAS' TOP ATHLETICS DEPARTMENT

- With all the talk of conference realignment in the air, it's important to remember Texas Tech has led all schools in the state of Texas in the Capital One Cup men's standings in two of the last three complete athletic seasons after finishing third nationally in 2018-19 and then 14th for the 2017-18 athletic year. Below are several other facts regarding Texas Tech's success in competition.
- Since 2017, Texas Tech has had 15 of its 17 athletic programs compete in the NCAA postseason or a bowl game.
- Texas Tech has had six different programs finish among the top-10 teams nationally in their respective sport since 2014 alone.
- The Red Raiders have appeared in 38 bowl games in their history, which ranks tied for third among Big 12 programs and among the top-25 teams in college football history.
- Texas Tech claimed the 2019 Men's Outdoor Track and Field National Championship under head coach Wes Kittley.
- Texas Tech played in the 2019 NCAA Championship Game as well as in two consecutive Elite Eights (2018-19). The Red Raiders are one of four men's basketball programs in the country with multiple Elite Eight appearances over the last three NCAA Tournaments.
- Texas Tech has advanced to the Men's College World Series four times in recent years (2014, 2016, 2018, 2019), which is tied for the most trips to the hallowed grounds in Omaha among teams nationally since 2014.
- Lady Raider Basketball remains one of the top programs in women's college basketball history as Texas Tech ranks 19th all-time among power-five programs with its 925 victories. Backed by the legendary Sheryl Swoopes, the Lady Raiders claimed the NCAA National Championship in 1993, the first team national championship in school history.
- Since joining the Big 12 as a charter member in 1996, Texas Tech has won 27 conference titles, with 11 of those coming in the past six years alone.
- In addition to its athletics success, Texas Tech has unveiled several new facilities in recent years with the opening of the \$48 million Sports Performance Center in 2017, the Cash Family Sports Nutrition Center in 2020 and the \$32.2 million Dustin R. Womble Basketball Center this past May.

### THE NATION'S MOST DEDICATED FANS

- Texas Tech boasts one of the most rabid fan bases in all of college athletics as Red Raider fans have traditionally traveled in droves for bowl trips as well as to basketball games in locations like New York City, Anaheim (CA) and Minneapolis for the Final Four as well as to Omaha for the Men's College World Series.
- To date, Texas Tech has played in the highest-attended games for three bowl games, including two prominent ones in the state of Texas: the Goodyear Cotton Bowl (Dallas), the Academy Sports + Outdoors Texas Bowl (Houston) and the Holiday Bowl (San Diego).
- The Red Raiders had 88,175 fans on tap for the 2009 Cotton Bowl when the Red Raiders faced Ole Miss in the bowl's final game at historic Fair Park. It remains the highest-attended contest in the bowl's history even with the move to AT&T Stadium in Arlington, which can reach over 100,000 fans in capacity.
- Additionally, Texas Tech helped set the Texas Bowl attendance record in 2015 when the Red Raiders faced LSU in NRG Stadium. The bowl drew 71,307 fans that night to see a pair of future NFL standouts in Texas Tech's Patrick Mahomes II and Jaqueem Grant.
- At home, Texas Tech has sold out of season tickets for its baseball program over seven consecutive seasons now and will likely be looking at another sellout in 2022 after the Red Raiders advanced to the NCAA Super Regional round this past June.
- Texas Tech has sold out of season tickets in each of its last two men's basketball seasons, giving the Red Raiders the premier homecourt advantage in college basketball at 15,000-seat United Supermarkets Arena. The Red Raiders averaged a conference-leading 14,057 fans per game during the 2019-20 basketball season.
- On social media, Texas Tech student-athletes earned the highest engagement rate on their posts among peer power-five institutions over the past athletic year. Texas Tech's social media accounts accumulated over 35 million combined video views during the 2020-21 year alone.
- Texas Tech's brand has the ability to reach the nation through its creative social media usage. Texas Tech currently boasts the fifth-highest TikTok following by athletics accounts in the nation.
- Texas Tech is annually one of the top-performing schools among the Collegiate Licensing Company's (CLC) partner institutions, ranking 19th nationally in royalties generated this past year.

### A PREMIER RESEARCH INSTITUTION

- Texas Tech University is the flagship institution, with a Moody Aa1 rating, of the five-member Texas Tech University System.
- Texas Tech is one of 16 universities designated as a Carnegie Very High Research Activity Institution and a Hispanic Serving Institution.
- Texas Tech has been named Higher Education Excellence in Diversity award winner in each of the last nine years. The university currently boasts 42 percent of its students identifying as racial-ethnic minorities.
- Texas Tech is a five-star Campus Pride Institution, one of two in Texas, and No. 25 on the Campus Pride Index.
- Texas Tech has awarded over \$170 million in scholarships recently with over 50 percent of students receiving scholarship support.
- Texas Tech boasted more than \$192 million in research expenditures in 2020 alone.

### Quick Facts

#### UNIVERSITY INFORMATION

School \_\_\_\_\_ Texas Tech University  
 Location \_\_\_\_\_ Lubbock, Texas  
 Founded \_\_\_\_\_ 1923  
 Enrollment \_\_\_\_\_ 40,666  
 Nickname \_\_\_\_\_ Red Raiders  
 School Colors \_\_\_\_\_ Scarlet & Black  
 Affiliation \_\_\_\_\_ NCAA Division I  
 Conference \_\_\_\_\_ Big 12  
 Chancellor \_\_\_\_\_ Dr. Tedd L. Mitchell  
 Interim President \_\_\_\_\_ Dr. Lawrence Schovanec  
 Director of Athletics \_\_\_\_\_ Kirby Hocutt  
 Faculty Representative \_\_\_\_\_ Brian Shannon  
 Athletic Department Phone \_\_\_\_\_ (806) 742-3355  
 Ticket Office \_\_\_\_\_ (806) 742-8324

#### HISTORY

First Year of Baseball \_\_\_\_\_ 1926, then 1954  
 All-Time Record (Years) \_\_\_\_\_ 1,815-1,339-8 (72)  
 All-Time Conference Record (Years) \_\_\_\_\_ 591-645-2 (52)  
 All-Time Big 12 Record (Years) \_\_\_\_\_ 332-291-2 (23)  
 Against Ranked Opponents (since 1995) \_\_\_\_\_ 232-264  
 SWC Tournament Record (Years) \_\_\_\_\_ 9-9 (5)  
 Big 12 Tournament Record (Years) \_\_\_\_\_ 23-40 (20)  
 All-Time Extra-Innings Record \_\_\_\_\_ 60-42-2  
 All-Time Home Record \_\_\_\_\_ 1,171-511-5  
 All-Time Road Record \_\_\_\_\_ 501-706-3  
 All-Time Neutral Record \_\_\_\_\_ 143-122  
 NCAA Tournament Record \_\_\_\_\_ 44-35  
 NCAA Regionals \_\_\_\_\_ 15  
 (1995-2002, 2004, 2014, 2016-19, 2021)  
 NCAA Super Regionals \_\_\_\_\_ 6  
 (2014, 2016, 2018-19, 2021)  
 College World Series App. \_\_\_\_\_ 4  
 (2014, 2016, 2018-19)  
 Hosted NCAA Regionals \_\_\_\_\_ 8  
 (1996, 1997, 1999, 2016-19, 2021)  
 Conference Titles \_\_\_\_\_ 7  
 (2 SWC, 5 Big 12)

#### COACHING STAFF

Head Coach \_\_\_\_\_ Tim Tadlock (Texas Tech '92)  
 Career Record (Years) \_\_\_\_\_ 775-299 (20th Year)  
 Record at TTU / years \_\_\_\_\_ 340-172 (10th Year)  
 Asst. Coach/Recruiting Coordinator \_\_\_\_\_ J-Bob Thomas (10th Year)  
 Asst. Coach/Pitching Coach \_\_\_\_\_ Matt Gardner (9th Year)  
 Volunteer Asst. Coach \_\_\_\_\_ Eric Gutierrez (4th Year)  
 Director of Operations \_\_\_\_\_ Joe Hughes (10th Year)  
 Special Assistant \_\_\_\_\_ Ray Hayward (10th Year)  
 Athletic Trainer \_\_\_\_\_ Bryan Simpson (9th Year)  
 Dir. of Player Dev./Support Services \_\_\_\_\_ Lyndee Kiesling (6th Year)  
 Equipment Manager \_\_\_\_\_ Shishir Bhakta (22nd Year)  
 Baseball Office Phone \_\_\_\_\_ (806) 834-4836

#### STADIUM INFORMATION

Home Field \_\_\_\_\_ Dan Law Field at Rip Griffin Park  
 Surface \_\_\_\_\_ FieldTurf  
 Capacity \_\_\_\_\_ 4,432  
 Stadium Record (2012-Present) \_\_\_\_\_ 236-71  
 Dimensions \_\_\_\_\_ 330-LF, 404-CF, 330-RF  
 Fence Height \_\_\_\_\_ 7'-6" / 2.29m

#### ATHLETICS COMMUNICATIONS

Associate Director/Baseball Contact \_\_\_\_\_ Matt Burkholder  
 Cell Phone \_\_\_\_\_ (559) 862-3771  
 Email \_\_\_\_\_ matt.burkholder@ttu.edu  
 Twitter: \_\_\_\_\_ @TTU\_Baseball  
 Website \_\_\_\_\_ www.TexasTech.com  
 Mailing Address \_\_\_\_\_ 2508 6th Street

## Head Coach Tim Tadlock



### PERSONAL

Date of Birth \_\_\_\_\_ December 21, 1968 (52 years old)  
Hometown/HS \_\_\_\_\_ Denton, TX/Denton High School, 1987

### FAMILY

Wife \_\_\_\_\_ Kelly (Married 26 years - July 23, 1994)  
Children \_\_\_\_\_ Chloe and Benjamin

### EDUCATION:

Bachelor's \_\_\_\_\_ Texas Tech University (1992)  
Master's \_\_\_\_\_ University of Texas at Tyler (1994)

### PLAYING CAREER

1988-89 \_\_\_\_\_ Hill College  
1990-91 \_\_\_\_\_ Texas Tech

### COLLEGE COACHING CAREER

1993-96 \_\_\_\_\_ Hill College Assistant Coach  
1997-2005 \_\_\_\_\_ Grayson County College Head Coach  
2006-2011 \_\_\_\_\_ Oklahoma Assistant Coach  
2012 \_\_\_\_\_ Texas Tech Assoc. Head Coach  
2013-Present \_\_\_\_\_ Texas Tech Head Coach

Collegiate Head Coaching Record \_\_\_\_\_ 775-299 (19th Season)  
Record at Texas Tech \_\_\_\_\_ 340-172 (9th Season)

### AWARDS & HONORS

2018 National Coach of the Year  
2014 National Coach of the Year  
2016 Big 12 Coach of the Year

### YEAR-BY-YEAR RECORDS

Year	Overall	Conf	Place	Big 12	NCAA	CWS
2013	26-30	9-15	8th	1-2	0-0	0-0
2014	45-21	14-10	4th	0-2	5-3	0-2
2015	31-24	13-11	T-3rd	1-2	0-0	0-0
2016	47-20	19-5	1st	1-2	6-4	1-2
2017	45-17	16-8	T-1st	1-2	2-2	0-0
2018	45-20	15-9	3rd	1-2	6-3	1-2
2019	46-20	16-8	1st	3-2	7-3	2-2
2020	16-3	---	---	---	---	---
2021	39-17	14-10	3rd	1-2	3-2	---
<b>Total</b>	<b>340-172</b>	<b>116-76</b>	<b>---</b>	<b>9-16</b>	<b>29-17</b>	<b>4-8</b>

### ALL GAMES

Overall	340-172 (.664)
Home	215-59
Away	88-72
Neutral	37-41

### BIG 12 CONFERENCE GAMES

Overall	116-76 (.603)
Home	63-33
Away	53-43

### NON-CONFERENCE GAMES

Overall	224-96 (.700)
Home	152-26
Away	35-29
Neutral	37-41

### NCAA TOURNAMENT GAMES

Overall	29-17 (.630)
Home	22-8
Away	2-1
Neutral	5-7

The 2022 season is the 10th as head coach at Texas Tech for Tim Tadlock. During his tenure, Tadlock has built his alma mater into a national powerhouse, leading the Red Raiders to four College World Series in the last seven contested seasons and claiming three of the last five Big 12 Championships.

A two-time National Coach of the Year, Tadlock was named head coach of his alma mater on June 8, 2012, becoming the ninth head coach in program history. He owns a collegiate career record of 775-299 in 18 years as a head coach with nine seasons at Grayson County College (435-127) and nine at Texas Tech (340-172).

Under Tadlock, the Red Raiders have become a national contender year in and year out. Tech is one of four schools in the nation to advance to the College World Series four times since 2014, including consecutive trips in 2018 and 2019 for the first time in school history. Tadlock has put his teams in a position to host five consecutive regionals, making Texas Tech the only school in the country to accomplish the feat. In each of the last five tournaments Tech hosted, Tech was also named a national seed having most recently been the No. 8 seed in 2021.

During Tadlock's nine seasons, the Red Raiders have recorded five 45+ win seasons and three Big 12 titles. Individually, Tech has earned 49 All-America honors, 29 Freshman All-America honors, a College Baseball Foundation National Pitcher of the Year, a Brooks Wallace Award Winner, and two Bobby Bragan Collegiate Slugger Awards. At the conference level, Tech has accumulated 57 All-Big 12 selections, four Big 12 Player of the Years, a Big 12 Pitcher of the Year, two Big 12 Freshman of the Years and a Big 12 Newcomer of the Year.

The Red Raiders have had 59 student-athletes selected in the MLB Draft under Tadlock, including a school-record 11 in 2018. In 2021, a school-record seven Red Raiders were selected within the top-10 rounds. Overall, Tadlock has coached 167 MLB Draft picks, including at least one draft pick during the last 26 seasons and has coached four first-round selections, 18 players taken in the top five rounds and 51 selections in the top-10 rounds of the draft during his coaching career.

With the remarkable team success, Tech fans have packed Rip Griffin Park in Tadlock's nine seasons. In 2015, Texas Tech sold out its season ticket allotment for the first time ever following its first appearance in the CWS. And since, Texas Tech season tickets have been sold out each ensuing season. The 2022 season marked the eighth-straight that season tickets have sold out prior to the start of the season. Tech has consistently ranked among the national leaders in attendance, finishing in the top 15 each year since 2015 while compiling a 164-45 home record in that span.

Tadlock returned to his alma mater for the 2012 season as the program's associate head coach and recruiting coordinator. During his one season in this role, the Red Raiders had a school-record nine MLB Draft picks, including first-round selection center fielder Barrett Barnes, who became the third highest draft pick in school history with the 45th overall pick.

After beginning his college coaching career as an assistant at Hill College (1993-96) for four seasons, Tadlock became the head coach at Grayson County Junior College, where he led the Vikings to back-to-back National Junior College Athletic Association World Series titles in 1999 and 2000. During his nine seasons at Grayson, Tadlock posted a 435-127 (.774) overall record while being named National Coach of the Year following both title runs (1999-2000).

After a prep career at Denton High School and two years at Hill College, Tadlock was a two-year starting shortstop for the Red Raiders while helping Texas Tech to its first-ever 40-win season as a senior in 1991 (42-18). In his two-year career at Tech, Tadlock played in 120 games, batted .289 (120-for-415) with 96 runs scored, 19 doubles, four triples, eight home runs, 68 RBI, 71 walks, 65 strikeouts and was 28-of-41 in stolen bases. Tadlock played for legendary coach Larry Hays while at Texas Tech.

Tadlock graduated with his bachelor's degree in physical education from Texas Tech in May 1992. He also earned a master's degree in education in August 1994 from the University of Texas at Tyler. Tadlock and his wife, Kelly, have two children, daughter, Chloe, and son, Benjamin. Tadlock is originally from Denton, Texas, and was born in 1968.

### EXCLUSIVE COMPANY

- Texas Tech is 1 of 4 programs with four trips to Omaha since 2014.
- Texas Tech is the only school in the country that has hosted an NCAA Regional five consecutive times since 2016
- Texas Tech is the only school to earn a national seed every year since 2016, and one of three teams to earn a national seed at least four times since 2016 (Tech-5, Florida-4, Stanford-4).
- Texas Tech has 5 trips to the Super Regionals since 2014, only one program in the country has more
- Texas Tech is 1 of 2 schools nationally to sweep three-consecutive regionals

### BIG 12 TITLES

- 2016, 2017, 2019 - Three regular-season championships in four years is the best span in the Big 12 since 2009-11.

### 45+ WIN SEASONS

- 2014 45-21, 14-10 | First College World Series Appearance
- 2016 47-20, 19-5 | Big 12 Championship, No. 5 National Seed, College World Series
- 2017 45-17, 16-8 | Big 12 Championship, No. 5 National Seed
- 2018 45-20, 15-9 | No. 9 National Seed, College World Series
- 2019 46-20, 16-8 | Big 12 Championship, No. 8 National Seed, College World Series Semifinals

### IN THE NATIONAL RANKINGS

- Texas Tech opened the season with its highest collection of preseason rankings in program history in 2021 as a consensus top-four selection in the polls. The 2021 club narrowly edged out the 2018 squad, which was a consensus top-five selection in the preseason polls.
- The No. 3 rankings by three different polls matched the highest preseason ranking in program history.
- 2022 is the fifth straight year Tech has opened the season ranked in the top-5 of at least one preseason poll.
- This is the eighth straight year where the Red Raiders have started out ranked in a preseason poll. It is the sixth time under Tadlock - and the fifth straight year - Tech has been ranked in all six polls to open the year.
- In 2020, Tech earned a No. 1 ranking for the first time since April 14-28, 1997, when it appeared at the top of the Collegiate Baseball Newspaper poll for three weeks.

### RED RAIDERS IN THE MLB DRAFT

- Under Tadlock, Texas Tech has had a whopping 59 Red Raiders selected in the MLB Draft since 2013.
- Tech has had multiple draft picks for 31-straight years, the third longest streak in the nation.
- Tadlock had a school-record 11 players drafted in the 2018 draft, followed by seven selections in 2019, including four picks in the Top 10 rounds for the second straight year.
- In 2021, a school-record seven Red Raiders were selected within the top-10 rounds.
- Tech has had 28 of its 59 total draft picks under Tadlock go in the first 10 rounds.
- Four Red Raiders have been drafted in a top-3 round in the last four drafts alone.

### TADLOCK MOVES INTO 2ND PLACE ON ALL-TIME SCHOOL WINS LIST

In 2021, Tim Tadlock moved into second place on the all-time Texas Tech head coaches wins list, surpassing the late Kal Segrist's 317 wins (1986-83). He now only trails Larry Hays (1987-2012) who compiled 813 in his career.

# TEXAS TECH COACHING STAFF

**J-BOB THOMAS, #19**

Assistant Coach  
10th Season at Tech  
(Abilene Christian, '05)

**Coaching Capsule:** J-Bob Thomas enters his 10th season as the recruiting coordinator/assistant coach at Texas Tech in 2022. Thomas works primarily with the Red Raider catchers and assists with the

team's hitters, while serving as the program's recruiting coordinator. Thomas enters his 17th year in collegiate baseball - his 10th on head coach Tim Tadlock's coaching staff at Tech. He was named assistant coach/recruiting coordinator with the Red Raiders on June 20, 2012. Known as a tireless worker and as one of the top recruiters in college baseball, Thomas has proven his abilities early and often throughout his career at Tech. He was recognized as the ABCA/Baseball America Assistant Coach of the Year in 2017 and by Perfect Game in September 2015 as one of 10 coaches nationally "who are everywhere recruiting." A native of Duncanville, Texas, Thomas played for legendary coach Bob Rombach at Duncanville High School where he led his team to three straight Texas High School state playoff appearances (1998-2000). Thomas was born in Duncanville, Texas,

**ERIC GUTIERREZ, #12**

Volunteer Assistant Coach  
4th Season at Tech  
(Texas Tech, '18)

**Coaching Capsule:** Former Red Raider All-American first baseman Eric Gutierrez begins his fourth season as a volunteer assistant coach in 2022. He is the acting first base coach for the Red

Raiders. Gutierrez returned to Lubbock to join Tim Tadlock's staff in 2018 after wrapping up a professional career in the Miami Marlins organization. In 2016, Gutierrez was drafted in the 20th round by the Marlins and spent three years with the Batavia Muckdogs, Greensboro Grasshoppers and the Jupiter Hammerheads. Gutierrez, a native of Mission, was a four-year letterwinner and one of the most decorated student-athletes to don the scarlet & black at Texas Tech. He started every game of his collegiate career, primarily at first base, totaling 244 games, the most in school history. Gutierrez still holds four school records, leading the team in eight yearly categories and checks in with 30 marks that rank in the top 10 in the Tech record books.

**RAY HAYWARD**

Special Assistant  
10th Season at Tech  
(Oklahoma, '83)

**Coaching Capsule:** Ray Hayward enters his 10th season on staff at Texas Tech in 2022, his fifth in the role of special assistant. Hayward was named assistant coach on June 26, 2012, as part of Tim

Tadlock's inaugural staff at Texas Tech, and served in that role for the first five years of his tenure. A former big league pitcher, scouting supervisor and one of the most respected pitching coaches in the country, Hayward came to the South Plains after spending eight years (2005-2012) at the professional ranks as the Midwest scouting supervisor for the Miami Marlins. Hayward spent five seasons in the Big 12 Conference as the pitching coach at his alma mater, Oklahoma, from 2000-2004. Prior to beginning his coaching career, Hayward pitched three seasons in the big leagues with the San Diego Padres (1986-87) and the Texas Rangers (1988). He finished his playing career in the Rangers organization in 1991 before spending six years as an area scout with the Detroit Tigers (1994-99). He returned to Norman as the Sooners pitching coach and recruiting coordinator in 2000, where he helped guide Oklahoma to three NCAA Tournament appearances in five seasons.

**MATT GARDNER, #50**

Assistant Coach  
9th Season at Tech  
(Oklahoma State, '08)

**Coaching Capsule:** Matt Gardner enters his ninth season on staff at Texas Tech and his fifth as assistant coach, where he assists with the Red Raider pitching staff and catchers, while also working

with the outfielders. Gardner was promoted to assistant coach on June 26, 2017, after serving four years as the program's volunteer assistant coach. Gardner, who began his collegiate playing career for Tim Tadlock at Grayson County College in 2005, came to Tech following two seasons as pitching coach at Lubbock Christian University (2012-13). He previously spent three seasons as a graduate assistant coach (2009) and volunteer assistant coach (2010-11) at his alma mater, Oklahoma State. He is originally from Andrews, Texas, graduating from Andrews High School. Matt is the son of Rodney Gardner and Vickie Gardner, both graduates of Lubbock Christian University. His father, Rodney, was a 1975 All-American at LCU playing under former Tech head coach Larry Hays. Rodney went on to coach locally in Lubbock as well as at Abernathy and Estacado High School.

**JOE HUGHES**

Director of Operations  
10th Season at Tech  
(Oklahoma, '08)

**Career Capsule:** Joe Hughes enters his 10th season as the director of baseball operations at Texas Tech in 2022. Hughes was named director of operations with the Red Raiders on July 17,

2012. Hughes is responsible for the baseball program's day-to-day operations and oversees every Tech baseball student-athletes' needs. He manages team travel, scheduling and the program's team budget. Hughes also oversees facility needs for the home of Red Raider baseball, Dan Law Field at Rip Griffin Park. In addition, Hughes serves as fall, winter and summer camp director for Red Raider baseball and works as the baseball team liaison with every area and department throughout the Texas Tech athletics department.

## 2022 Texas Tech Record When...

	ALL	BIG 12
All Opponents	14-3	0-0
At Rip Griffin Park	8-0	0-0
On the road	4-0	0-0
At neutral sites	2-3	0-0
Big 12 Opponents	0-0	0-0
Non-Conference	14-3	0-0
Day Games	11-2	0-0
Night Games (6 p.m. & after)	3-1	0-0
Top-5 Teams	0-0	0-0
Top-10 Teams	0-0	0-0
Top 25 Teams	1-2	0-0
Unranked Teams <i>(as ranked by D1Baseball.com)</i>	13-1	0-0
February	5-2	0-0
March	9-1	0-0
April	0-0	0-0
May	0-0	0-0
June	0-0	0-0
Monday	0-0	0-0
Tuesday	2-1	0-0
Wednesday	1-0	0-0
Thursday	0-0	0-0
Friday	3-0	0-0
Saturday	4-1	0-0
Sunday	4-1	0-0
vs Left-handed Starter	1-0	0-0
vs Right-handed Starter	13-3	0-0
1-Run games	3-1	0-0
2-Run games	1-0	0-0
5+Run games	7-1	0-0
Extra innings	1-0	0-0
Shutouts	0-0	0-0
Scoring 0-2 runs	0-2	0-0
Scoring 3-5 runs	2-1	0-0
Scoring 6-9 runs	6-0	0-0
Scoring 10+ runs	6-0	0-0
Opponent 0-2 runs	6-1	0-0
Opponent 3-5 runs	6-0	0-0
Opponent 6-9 runs	2-1	0-0
Opponent 10+ runs	0-1	0-0
Scored in 1st inning	6-0	0-0
Opp. scored in 1st inning	4-0	0-0
Scores first	10-1	0-0
Opponent scores first	4-2	0-0
Leading after the 6th	11-0	0-0
Trailing after the 6th	3-3	0-0
Tied after the 6th	0-0	0-0
Leading after the 7th	12-0	0-0
Trailing after the 7th	2-3	0-0
Tied after the 7th	0-0	0-0
Leading after the 8th	11-0	0-0
Trailing after the 8th	1-3	0-0
Tied after the 8th	2-0	0-0
Hit 0 home runs	5-2	0-0
Hit 1 home run	4-0	0-0
Hit 2+ home runs	5-1	0-0
Opponent 0 home runs	9-1	0-0
Opponent 1 home run	4-2	0-0
Opponent 2+ HRs	1-0	0-0
Made 0 errors	5-3	0-0
Made 1 error	5-0	0-0
Made 2+ errors	4-0	0-0
Opponent made 0 errors	6-2	0-0
Opponent made 1 error	4-1	0-0
Opponent made 2+ errors	4-0	0-0
Out-hit opponent	11-0	0-0
Out-hit by opponent	2-1	0-0
Hits are tied	1-2	0-0

## ADDITIONAL SUPPORT STAFF

Bryan Simpson	Athletic Trainer
Tory Stephens	Strength & Conditioning
Shishir Bhakta	Equipment Manager
Lyndee Kiesling	Director of Player Development/Support Services



## Numerical Roster

No.	Name	POS	B/T	HT	WT	CL	EXP	Hometown / High School / Previous School
1	Dillon Carter	OF	L/R	6-0	210	So.*	3rd Yr.	Flower Mound, Texas / Argyle HS
2	Jace Jung	INF	L/R	6-0	205	So.*	3rd Yr.	San Antonio, Texas / MacArthur HS
3	Lauden Brooks	INF	R/R	5-10	185	Fr.	1st Yr.	Mt. Carmel, Ohio / McNicholas HS
4	Kevin Bazzell	C	R/R	6-1	205	Fr.	1st Yr.	Rockwall, Texas / Rockwall HS
5	Hudson White	C/INF	R/R	5-11	195	Fr.	1st Yr.	Keller, Texas / Byron Nelson HS
7	Cody Masters	OF	L/L	6-1	195	Sr.*	5th Yr.	Coppell, Texas / Coppell HS
8	Kurt Wilson	UTL/RHP	R/R	6-2	210	Sr.*	5th Yr.	Arlington, Texas / Martin HS
9	Zac Vooletich	INF/OF	R/R	5-9	185	Jr.*	4th Yr. (1st at Tech)	San Antonio, Texas / Brandeis HS / Navarro College
10	Ty Coleman	INF/OF	R/R	5-8	190	Jr.*	4th Yr. (1st at Tech)	Midland, Texas / Midland Lee HS / Texas A&M
11	Andrew Devine	RHP	R/R	5-10	155	So.*	3rd Yr.	Simi Valley, Calif. / Simi Valley HS
13	Trevor Conley	C	L/R	5-10	195	Fr.	1st Yr.	Mt. Carmel, Ohio / West Clermont HS
14	Cooper Swanson	OF	R/R	6-0	205	Sr.*	5th Yr. (1st at Tech)	Fort Myers, Fla. / Canterbury HS / Florida State
15	Parker Kelly	INF	R/R	6-3	220	Sr.*	5th Yr.	Wichita Falls, Texas / Rider HS
16	Hayde Key	RHP	L/R	5-11	205	So.	2nd Yr.	Missouri City, Texas / Ridge Point HS
17	Drew Reynolds	C/INF	L/R	5-11	215	Fr.	1st Yr.	Chehalis, Wash. / W.F. West HS
18	Cole Stilwell	C/INF	R/R	6-1	215	Jr.*	4th Yr.	Rockwall, Texas / Heath HS
19	Easton Murrell	INF/OF	L/R	6-0	210	Sr.*	5th Yr. (4th at Tech)	Prosper, Texas / Prosper HS / Arkansas
20	Dalton Porter	OF	L/L	5-11	195	So.	2nd Yr. (1st at Tech)	Leander, Texas / Rouse HS / Texas
21	Mason Molina	LHP	R/L	6-2	220	Fr.	1st Yr.	Rancho Santa Margarita, Calif. / Trabuco Hills HS
25	Owen Washburn	RHP/OF	L/R	6-0	205	Fr.	1st Yr.	Webster, Wis. / Webster HS
28	Chase Hampton	RHP	R/R	6-2	225	So.	2nd Yr.	Kilgore, Texas / Kilgore HS
29	Jamie Hitt	LHP	L/L	6-0	190	R-Fr.	2nd Yr.	Magnolia, Texas / Concordia Lutheran HS
30	Bo Blessie	RHP	R/R	6-3	190	Jr.*	4th Yr. (1st at Tech)	Midland, Texas / Midland Lee HS / Nebraska / Midland College
31	Austin Becker	RHP	R/R	6-5	215	R-So.*	4th Yr. (3rd at Tech)	Sunbury, Ohio / Big Walnut HS / Vanderbilt
32	Trendan Parish	RHP	R/R	6-0	180	Fr.	1st Yr.	Poolville, Texas / Southwest Christian HS
33	Ryan Brome	INF/OF	L/R	5-11	225	Fr.	1st Yr.	Katy, Texas / Katy HS
34	Andrew Morris	RHP	R/R	6-0	195	Jr.*	4th Yr. (1st at Tech)	Boulder, Colo. / Monarch HS / Colorado Mesa
35	Garrett Crowley	LHP	L/L	6-3	220	Jr.*	4th Yr. (1st at Tech)	Queens, N.Y. / St. Francis Prep / Fordham
36	Shay Hartis	RHP	R/R	6-1	210	So.*	3rd Yr. (1st at Tech)	The Colony, Texas / The Colony HS / Grayson College
38	Tyler Hamilton	RHP	R/R	6-1	200	So.*	3rd Yr.	Dallas, Texas / Parish Episcopal HS
39	Jase Lopez	RHP	R/R	5-10	195	So.*	3rd Yr. (1st at Tech)	Brock, Texas / Brock HS / Weatherford JC
40	Brendan Girton	RHP	R/R	6-1	230	So.	2nd Yr.	Gage, Okla. / Shattuck HS
41	Sam Hunt	OF	L/L	6-0	185	R-Fr.	2nd Yr.	Flower Mound, Texas / Marcus HS
42	Kyle Robinson	RHP	R/R	6-4	210	Fr.	1st Yr.	Vienna, Va. / George C Marshall HS
43	Brendan Lysik	LHP	L/L	6-3	225	Fr.	1st Yr.	Waldwick, N.J. / St. Joseph Regional HS
44	Brandon Beckel	RHP	R/R	6-3	220	So.	2nd Yr.	San Antonio, Texas / Antonian College Prep HS
45	Derek Bridges	LHP	L/L	6-1	235	So.	2nd Yr.	Duncan, Okla. / Duncan HS
48	Brandon Birdsell	RHP	R/R	6-2	240	Jr.*	4th Yr. (2nd at Tech)	Willis, Texas / Willis HS / San Jacinto CC
49	Colin Clark	LHP	L/L	6-2	205	Sr.*	5th Yr. (1st at Tech)	Circleville, Ohio / Logan Elm / Youngstown State
52	Josh Sanders	RHP	R/R	6-3	180	So.	2nd Yr.	Yukon, Okla. / Yukon HS

\* - indicates an additional year of eligibility was used in 2021 (i.e. player retained same class status, 2020-Fr. → 2021-Fr.)  
measure was approved by the NCAA for competitions missed in the spring of 2020 due to the COVID-19 pandemic.

## Alphabetical Roster

No.	Name	POS	No.	Name	POS
4	Kevin Bazzell	C	16	Hayde Key	RHP
44	Brandon Beckel	RHP	39	Jase Lopez	RHP
31	Austin Becker	RHP	43	Brendan Lysik	LHP
48	Brandon Birdsell	RHP	7	Cody Masters	OF
30	Bo Blessie	RHP	21	Mason Molina	LHP
45	Derek Bridges	LHP	34	Andrew Morris	RHP
33	Ryan Brome	INF/OF	19	Easton Murrell	INF/OF
3	Lauden Brooks	INF	32	Trendan Parish	RHP
1	Dillon Carter	OF	20	Dalton Porter	OF
49	Colin Clark	LHP	17	Drew Reynolds	C/INF
10	Ty Coleman	INF/OF	42	Kyle Robinson	RHP
13	Trevor Conley	C	52	Josh Sanders	RHP
35	Garrett Crowley	LHP	18	Cole Stilwell	C/INF
11	Andrew Devine	RHP	14	Cooper Swanson	OF
40	Brendan Girton	RHP	9	Zac Vooletich	INF/OF
38	Tyler Hamilton	RHP	25	Owen Washburn	RHP/OF
28	Chase Hampton	RHP	5	Hudson White	C/INF
36	Shay Hartis	RHP	8	Kurt Wilson	UTL/RHP
29	Jamie Hitt	LHP			
41	Sam Hunt	OF			
2	Jace Jung	INF			
15	Parker Kelly	INF			

## PRONUNCIATION GUIDE

2	Jace JUNG	Young
19	Easton MURRELL	Merr-ELL
9	Zac VOOLETICH	Voo-leh-tiche
3	LAUDEN Brooks	Say like Cow, but an L in front of it ---- den
43	Brendan LYSIK	Lie-Sick
4	Kevin BAZZELL	Bah-zelle
35	Garrett CROWLEY	Crowe-lee
		Ow! That hurts!
18	Cole STILWELL	Still-well



## Results/Attendance

Date	Opponent	Score	Inns	Overall	Big 12	Pitcher of record	Attend	Time
Feb 18, 2022	vs Michigan	w 7-6	9	1-0-0	0-0-0	Hampton, C. (W 1-0)	7112	3:42
Feb 19, 2022	vs Auburn	L 1-2	9	1-1-0	0-0-0	Birdsell, B. (L 0-1)	0	2:43
Feb 20, 2022	vs #15 Arizona	L 2-13	9	1-2-0	0-0-0	Molina, M. (L 0-1)	0	3:36
Feb 22, 2022	DALLAS BAPTIST	w 8-4	9	2-2-0	0-0-0	Girton, B. (W 1-0)	3557	2:55
Feb 26, 2022	KENT STATE	w 10-7	9	3-2-0	0-0-0	Girton, B. (W 2-0)	3684	3:11
Feb 27, 2022	KENT STATE-1	w 8-1	9	4-2-0	0-0-0	Birdsell, B. (W 1-1)	-	3:12
Feb 27, 2022	KENT STATE-2	w 7-5	9	5-2-0	0-0-0	Lopez, J. (W 1-0)	3779	2:46
Mar 01, 2022	at Dallas Baptist	w 4-3	(10)	6-2-0	0-0-0	Hartis, S. (W 1-0)	1235	3:55
Mar 04, 2022	MERRIMACK	w 17-1	9	7-2-0	0-0-0	Morris, A. (W 1-0)	3942	3:12
Mar 05, 2022	MERRIMACK-1	w 21-5	9	8-2-0	0-0-0	Birdsell, B. (W 2-1)	-	3:28
Mar 05, 2022	MERRIMACK-2	w 20-2	9	9-2-0	0-0-0	Molina, M. (W 1-1)	4031	3:18
Mar 06, 2022	MERRIMACK	w 12-4	9	10-2-0	0-0-0	Becker, A. (W 1-0)	3394	3:11
Mar 08, 2022	vs #23 Mississippi State	L 5-9	9	10-3-0	0-0-0	Hampton, C. (L 1-1)	5799	3:01
Mar 09, 2022	vs #23 Mississippi State	w 7-2	9	11-3-0	0-0-0	Hitt, J. (W 1-0)	5382	3:05
Mar 11, 2022	at Rice	w 10-1	9	12-3-0	0-0-0	Morris, A. (W 2-0)	2099	3:13
Mar 12, 2022	at Rice	w 3-2	9	13-3-0	0-0-0	Parish, T. (W 1-0)	2579	2:55
Mar 13, 2022	at Rice	w 7-4	9	14-3-0	0-0-0	Robinson, K. (W 1-0)	2547	3:24

\* = Conference game

() extra inning game



## Season Stats

**2022 Texas Tech Baseball**  
**Overall Statistics for Texas Tech (as of Mar 13, 2022)**  
**(All games Sorted by Batting avg)**

Record: 14-3 Home: 8-0 Away: 4-0 Neutral: 2-3 Big 12: 0-0

Player	avg	gp-gs	ab	r	h	2b	3b	hr	rbi	tb	slg%	bb	hp	so	gdp	ob%	sf	sh	sb-att	po	a	e	fld%
15 Parker Kelly	.364	16-15	55	14	20	3	0	6	22	41	.745	8	3	16	0	.470	0	1	3-3	12	24	2	.947
2 Jace Jung	.354	17-17	65	17	23	3	1	3	16	37	.569	17	2	13	0	.500	0	0	3-3	31	31	0	1.000
10 Ty Coleman	.349	11-11	43	9	15	4	0	2	12	25	.581	4	1	5	1	.417	0	1	0-0	0	0	0	.000
8 Kurt Wilson	.338	17-17	65	20	22	3	2	2	19	35	.538	11	0	13	1	.429	1	0	1-1	14	33	3	.940
25 Owen Washburn	.333	17-17	60	16	20	2	1	2	15	30	.500	12	2	15	1	.447	2	0	2-2	24	2	0	1.000
18 Cole Stilwell	.235	17-17	68	14	16	3	0	0	11	19	.279	12	3	12	0	.365	2	0	0-0	136	6	1	.993
20 Dalton Porter	.209	14-11	43	4	9	2	0	1	10	14	.326	3	2	14	0	.269	4	0	2-2	18	0	1	.947
1 Dillon Carter	.196	17-17	56	19	11	1	0	2	9	18	.321	14	4	29	0	.392	0	1	4-4	34	0	2	.944
5 Hudson White	.182	16-15	55	10	10	3	0	1	10	16	.291	9	2	8	0	.313	1	0	1-1	147	15	1	.994
-----																							
19 Easton Murrell	.500	5-5	10	4	5	0	0	0	1	5	.500	4	3	3	0	.706	0	0	1-1	1	3	0	1.000
17 Drew Reynolds	.333	5-0	3	3	1	0	0	0	1	1	.333	3	0	1	0	.667	0	0	0-0	3	0	0	1.000
9 Zac Vooletich	.269	9-6	26	9	7	4	0	0	11	11	.423	8	1	3	0	.457	0	0	0-0	6	0	0	1.000
33 Ryan Brome	.200	6-1	10	3	2	0	0	0	1	2	.200	2	1	4	0	.385	0	0	0-0	0	0	0	.000
14 Cooper Swanson	.182	6-2	11	3	2	1	0	0	2	3	.273	3	0	6	0	.357	0	0	0-0	2	0	1	.667
13 Trevor Conley	.000	5-2	7	3	0	0	0	0	0	0	.000	3	0	1	0	.300	0	1	0-0	21	1	3	.880
3 Lauden Brooks	.000	4-0	5	1	0	0	0	0	0	0	.000	1	0	1	0	.167	0	0	0-0	0	0	0	.000
41 Sam Hunt	.000	2-0	1	0	0	0	0	0	0	0	.000	0	0	1	0	.000	0	0	0-0	2	0	0	1.000
Totals	.280	17	583	149	163	29	4	19	140	257	.441	114	24	145	3	.412	10	4	17-17	456	132	15	.975
Opponents	.204	17	560	71	114	32	1	8	71	172	.307	64	15	195	2	.298	8	0	13-17	437	113	16	.972

LOB - Team (149), Opp (120). DPs turned - Team (3), Opp (7). IBB - Team (1), Jung, Ja. 1.

**(All games Sorted by Earned run avg)**

Player	era	w-l	app	gs	cg	sho	sv	ip	h	r	er	bb	so	2b	3b	hr	b/avg	wp	hp	bks	sfa	sha
48 Brandon Birdsell	1.80	2-1	4	4	0	0/0	0	20.0	10	4	4	6	34	2	0	0	.143	7	1	0	1	0
34 Andrew Morris	5.12	2-0	4	4	0	0/0	0	19.1	19	11	11	8	28	5	0	3	.253	2	3	0	1	0
-----																						
45 Derek Bridges	0.00	0-0	8	0	0	0/0	0	6.2	3	0	0	4	11	1	0	0	.130	2	1	0	0	0
39 Jase Lopez	1.80	1-0	5	0	0	0/0	0	5.0	4	1	1	2	6	1	1	0	.222	0	0	0	0	0
29 Jamie Hitt	1.93	1-0	6	1	0	0/0	0	9.1	5	2	2	3	8	1	0	0	.147	0	2	0	0	0
42 Kyle Robinson	2.25	1-0	4	0	0	0/0	0	4.0	3	1	1	0	2	0	0	1	.214	1	1	0	0	0
32 Trendan Parish	2.92	1-0	8	0	0	0/0	5	12.1	9	4	4	1	17	0	0	1	.200	0	0	0	1	0
21 Mason Molina	3.00	1-1	4	4	0	0/0	0	15.0	9	5	5	12	19	4	0	0	.173	1	1	1	2	0
40 Brendan Girton	3.55	2-0	7	0	0	0/0	0	12.2	7	6	5	6	16	3	0	0	.156	1	0	1	1	0
49 Colin Clark	3.86	0-0	5	0	0	0/0	0	7.0	4	3	3	3	8	2	0	0	.167	0	1	0	1	0
36 Shay Hartis	4.05	1-0	5	0	0	0/0	0	6.2	7	3	3	0	6	3	0	0	.259	0	1	0	0	0
44 Brandon Beckel	5.40	0-0	3	0	0	0/0	0	3.1	3	2	2	0	2	2	0	0	.231	0	0	0	0	0
28 Chase Hampton	5.79	1-1	4	3	0	0/0	0	14.0	8	9	9	7	16	2	0	2	.163	1	1	0	0	0
52 Josh Sanders	5.87	0-0	4	0	0	0/0	1	7.2	9	6	5	2	9	0	0	0	.281	1	1	0	0	0
31 Austin Becker	6.75	1-0	2	1	0	0/0	0	4.0	5	3	3	0	8	2	0	0	.313	2	2	0	0	0
38 Tyler Hamilton	9.00	0-0	1	0	0	0/0	0	1.0	1	1	1	2	0	1	0	0	.333	0	0	0	1	0
30 Bo Blessie	12.00	0-0	3	0	0	0/0	0	3.0	5	4	4	2	3	2	0	0	.357	2	0	0	0	0
11 Andrew Devine	27.00	0-0	2	0	0	0/0	0	1.0	3	3	3	3	2	1	0	1	.500	1	0	0	0	0
35 Garrett Crowley	99.00	0-0	1	0	0	0/0	0	0.0	0	3	3	3	0	0	0	0		0	0	0	0	0
Totals	4.09	14-3	17	17	0	0/0	6	152.0	114	71	69	64	195	32	1	8	.204	21	15	2	8	0
Opponents	8.53	3-14	17	17	0	0/0	1	145.2	163	149	138	114	145	29	4	19	.280	22	24	0	10	4

PB - Team (2), Conley, T. 1, White, H. 1, Opp (3). Pickoffs - Team (2), White, H. 1, Becker, A. 1. SBA/ATT - White, H. (10-13), Stilwell, C. (3-4), Birdsell, B. (3-4), Girton, B. (3-3), Morris, A. (2-3), Hampton, C. (2-2), Molina, M. (2-2), Robinson, K. (0-1), Lopez, J. (0-1), Bridges, D. (1-1).



## Season Stats

**2022 Texas Tech Baseball**  
**Overall Statistics for Texas Tech (as of Mar 13, 2022)**  
**(All games Sorted by Fielding pct)**

Player	c	po	a	e	fld%	dp	sba	csb	sba%	pb	ci
2 Jace Jung	62	31	31	0	1.000	2	0	0	---	0	0
25 Owen Washburn	26	24	2	0	1.000	0	0	0	---	0	0
9 Zac Vooletich	6	6	0	0	1.000	0	0	0	---	0	0
19 Easton Murrell	4	1	3	0	1.000	0	0	0	---	0	0
34 Andrew Morris	4	1	3	0	1.000	0	2	1	.667	0	0
36 Shay Hartis	3	2	1	0	1.000	0	0	0	---	0	0
17 Drew Reynolds	3	3	0	0	1.000	0	0	0	---	0	0
49 Colin Clark	2	1	1	0	1.000	0	0	0	---	0	0
41 Sam Hunt	2	2	0	0	1.000	0	0	0	---	0	0
29 Jamie Hitt	2	1	1	0	1.000	0	0	0	---	0	0
40 Brendan Girton	2	0	2	0	1.000	0	3	0	1.000	0	0
45 Derek Bridges	1	0	1	0	1.000	0	1	0	1.000	0	0
32 Trendan Parish	1	0	1	0	1.000	0	0	0	---	0	0
44 Brandon Beckel	1	0	1	0	1.000	0	0	0	---	0	0
42 Kyle Robinson	1	0	1	0	1.000	0	0	1	.000	0	0
21 Mason Molina	1	0	1	0	1.000	0	2	0	1.000	0	0
28 Chase Hampton	1	0	1	0	1.000	0	2	0	1.000	0	0
31 Austin Becker	1	0	1	0	1.000	0	0	0	---	0	0
52 Josh Sanders	1	0	1	0	1.000	1	0	0	---	0	0
5 Hudson White	163	147	15	1	.994	0	10	3	.769	1	0
18 Cole Stilwell	143	136	6	1	.993	3	3	1	.750	0	0
15 Parker Kelly	38	12	24	2	.947	0	0	0	---	0	0
20 Dalton Porter	19	18	0	1	.947	0	0	0	---	0	0
1 Dillon Carter	36	34	0	2	.944	0	0	0	---	0	0
8 Kurt Wilson	50	14	33	3	.940	3	0	0	---	0	0
13 Trevor Conley	25	21	1	3	.880	0	0	0	---	1	0
14 Cooper Swanson	3	2	0	1	.667	0	0	0	---	0	0
48 Brandon Birdsell	2	0	1	1	.500	0	3	1	.750	0	0
11 Andrew Devine	0	0	0	0	.000	0	0	0	---	0	0
39 Jase Lopez	0	0	0	0	.000	0	0	1	.000	0	0
3 Lauden Brooks	0	0	0	0	.000	0	0	0	---	0	0
33 Ryan Brome	0	0	0	0	.000	0	0	0	---	0	0
30 Bo Blessie	0	0	0	0	.000	0	0	0	---	0	0
38 Tyler Hamilton	0	0	0	0	.000	0	0	0	---	0	0
10 Ty Coleman	0	0	0	0	.000	0	0	0	---	0	0
35 Garrett Crowley	0	0	0	0	.000	0	0	0	---	0	0
Totals	603	456	132	15	.975	3	13	4	.765	2	0
Opponents	566	437	113	16	.972	7	17	0	1.000	3	0

Hitting minimums - 2.5 AB/Game

Pitching minimums - 1.0 IP/Game



## Season Stats (Previous Weekend Series - at Rice)

**2022 Texas Tech Baseball**  
**Overall Statistics for Texas Tech (as of Mar 13, 2022)**  
**(Series vs Rice Sorted by Batting avg)**

Record: 3-0 Home: 0-0 Away: 3-0 Big 12: 0-0

Player	avg	gp-gs	ab	r	h	2b	3b	hr	rbi	tb	slg%	bb	hp	so	gdp	ob%	sf	sh	sb-att	po	a	e	fld%
8 Kurt Wilson	.364	3-3	11	4	4	0	0	0	2	4	.364	3	0	3	0	.500	0	0	1-1	2	7	3	.750
10 Ty Coleman	.333	3-3	12	2	4	1	0	0	1	5	.417	1	1	0	0	.429	0	0	0-0	0	0	0	.000
2 Jace Jung	.308	3-3	13	2	4	1	0	0	3	5	.385	1	0	3	0	.357	0	0	0-0	5	4	0	1.000
5 Hudson White	.273	3-2	11	3	3	2	0	0	1	5	.455	2	0	3	0	.385	0	0	0-0	20	0	0	1.000
25 Owen Washburn	.250	3-3	12	2	3	0	0	0	1	3	.250	1	0	2	1	.286	1	0	0-0	6	1	0	1.000
18 Cole Stilwell	.250	3-3	12	3	3	1	0	0	2	4	.333	3	0	1	0	.400	0	0	0-0	24	1	0	1.000
15 Parker Kelly	.231	3-3	13	1	3	2	0	1	3	8	.615	0	0	6	0	.231	0	1	0-0	2	3	1	.833
1 Dillon Carter	.000	3-3	10	1	0	0	0	0	0	0	.000	2	1	9	0	.231	0	1	0-0	8	0	1	.889
-----																							
9 Zac Vooletich	.400	2-1	5	1	2	1	0	0	2	3	.600	0	0	1	0	.400	0	0	0-0	2	0	0	1.000
20 Dalton Porter	.167	2-2	6	1	1	1	0	0	1	2	.333	1	2	3	0	.444	0	0	1-1	4	0	0	1.000
13 Trevor Conley	.000	1-1	1	0	0	0	0	0	0	0	.000	0	0	1	0	.000	0	0	0-0	6	0	2	.750
Totals	.255	3	106	20	27	9	0	1	16	39	.368	14	4	32	1	.360	1	2	2-2	81	18	7	.934
Opponents	.176	3	102	7	18	3	0	0	7	21	.206	6	1	34	0	.227	1	0	3-3	81	17	7	.933

LOB - Team (26), Opp (22). DPs turned - Team (0), Opp (2).

**(Series vs Rice Sorted by Earned run avg)**

Player	era	w-l	app	gs	cg	sho	sv	ip	h	r	er	bb	so	2b	3b	hr	b/avg	wp	hp	bks	sfa	sha
48 Brandon Birdsell	0.00	0-0	1	1	0	0/0	0	6.0	0	0	0	0	15	0	0	0	.000	2	0	0	0	0
52 Josh Sanders	0.00	0-0	1	0	0	0/0	1	4.0	1	0	0	1	5	0	0	0	.077	0	0	0	0	0
34 Andrew Morris	1.80	1-0	1	1	0	0/0	0	5.0	7	1	1	1	4	0	0	0	.304	0	0	0	0	0
21 Mason Molina	3.00	0-0	1	1	0	0/0	0	3.0	3	1	1	2	3	1	0	0	.273	0	0	0	1	0
-----																						
32 Trendan Parish	0.00	1-0	2	0	0	0/0	1	2.1	2	0	0	0	3	0	0	0	.222	0	0	0	0	0
49 Colin Clark	0.00	0-0	1	0	0	0/0	0	2.0	0	0	0	0	1	0	0	0	.000	0	0	0	0	0
42 Kyle Robinson	0.00	1-0	1	0	0	0/0	0	1.2	1	0	0	0	0	0	0	0	.167	1	0	0	0	0
29 Jamie Hitt	0.00	0-0	1	0	0	0/0	0	1.0	0	0	0	0	1	0	0	0	.000	0	0	0	0	0
45 Derek Bridges	0.00	0-0	1	0	0	0/0	0	0.1	1	0	0	0	1	0	0	0	.500	0	0	0	0	0
40 Brendan Girton	13.50	0-0	1	0	0	0/0	0	1.1	1	2	2	2	1	1	0	0	.167	0	0	0	0	0
36 Shay Hartis	81.00	0-0	1	0	0	0/0	0	0.1	2	3	3	0	0	1	0	0	.667	0	1	0	0	0
Totals	2.33	3-0	3	3	0	0/0	2	27.0	18	7	7	6	34	3	0	0	.176	3	1	0	1	0
Opponents	4.67	0-3	3	3	0	0/0	0	27.0	27	20	14	14	32	9	0	1	.255	3	4	0	1	2

PB - Team (0), Opp (2). SBA/ATT - White, H. (2-2), Molina, M. (2-2), Girton, B. (1-1), Stilwell, C. (1-1).



## Season Stats (Previous 5-game road trip - Miss. State/Rice)

**2022 Texas Tech Baseball**  
**Overall Statistics for Texas Tech (as of Mar 13, 2022)**  
**(5-game road trip Sorted by Batting avg)**

Record: 4-1 Home: 0-0 Away: 3-0 Neutral: 1-1 Big 12: 0-0

Player	avg	gp-gs	ab	r	h	2b	3b	hr	rbi	tb	slg%	bb	hp	so	gdp	ob%	sf	sh	sb-att	po	a	e	fld%
8 Kurt Wilson	.368	5-5	19	6	7	1	1	0	3	10	.526	4	0	5	0	.478	0	0	1-1	2	13	3	.833
15 Parker Kelly	.350	5-5	20	3	7	2	0	3	8	18	.900	1	0	7	0	.381	0	1	1-1	4	5	1	.900
2 Jace Jung	.304	5-5	23	3	7	2	0	1	5	12	.522	1	0	5	0	.333	0	0	0-0	9	8	0	1.000
18 Cole Stilwell	.300	5-5	20	5	6	1	0	0	2	7	.350	4	0	3	0	.417	0	0	0-0	37	1	0	1.000
5 Hudson White	.267	4-3	15	3	4	2	0	0	1	6	.400	2	0	5	0	.353	0	0	0-0	32	0	0	1.000
25 Owen Washburn	.235	5-5	17	3	4	0	1	0	3	6	.353	4	0	5	1	.348	2	0	0-0	8	1	0	1.000
20 Dalton Porter	.077	4-4	13	1	1	1	0	0	1	2	.154	2	2	6	0	.294	0	0	1-1	8	0	1	.889
1 Dillon Carter	.053	5-5	19	3	1	0	0	1	1	4	.211	3	1	14	0	.217	0	1	1-1	15	0	1	.938
-----																							
10 Ty Coleman	.333	3-3	12	2	4	1	0	0	1	5	.417	1	1	0	0	.429	0	0	0-0	0	0	0	.000
9 Zac Vooletich	.250	3-2	8	1	2	1	0	0	2	3	.375	0	0	3	0	.250	0	0	0-0	2	0	0	1.000
33 Ryan Brome	.000	1-1	4	0	0	0	0	0	0	0	.000	0	1	3	0	.200	0	0	0-0	0	0	0	.000
13 Trevor Conley	.000	2-2	4	1	0	0	0	0	0	0	.000	1	0	1	0	.200	0	1	0-0	13	1	3	.824
14 Cooper Swanson	.000	2-0	1	1	0	0	0	0	0	0	.000	0	0	1	0	.000	0	0	0-0	0	0	0	.000
17 Drew Reynolds	.000	1-0	1	0	0	0	0	0	0	0	.000	0	0	1	0	.000	0	0	0-0	0	0	0	.000
Totals	.244	5	176	32	43	11	2	5	27	73	.415	23	5	59	1	.345	2	3	4-4	132	31	9	.948
Opponents	.177	5	164	18	29	5	0	1	19	37	.226	13	4	54	0	.251	2	0	4-4	135	28	9	.948

LOB - Team (42), Opp (33). DP's turned - Team (0), Opp (2).

**(5-game road trip Sorted by Earned run avg)**

Player	era	w-l	app	gs	cg	sho	sv	ip	h	r	er	bb	so	2b	3b	hr	b/avg	wp	hp	bk	sfa	sha
48 Brandon Birdsell	0.00	0-0	1	1	0	0/0	0	6.0	0	0	0	0	15	0	0	0	.000	2	0	0	0	0
29 Jamie Hitt	0.00	1-0	2	1	0	0/0	0	5.0	0	0	0	1	5	0	0	0	.000	0	2	0	0	0
34 Andrew Morris	1.80	1-0	1	1	0	0/0	0	5.0	7	1	1	1	4	0	0	0	.304	0	0	0	0	0
-----																						
52 Josh Sanders	0.00	0-0	1	0	0	0/0	1	4.0	1	0	0	1	5	0	0	0	.077	0	0	0	0	0
45 Derek Bridges	0.00	0-0	3	0	0	0/0	0	3.0	1	0	0	1	4	0	0	0	.100	0	0	0	0	0
42 Kyle Robinson	0.00	1-0	1	0	0	0/0	0	1.2	1	0	0	0	0	0	0	0	.167	1	0	0	0	0
39 Jase Lopez	0.00	0-0	1	0	0	0/0	0	0.1	1	0	0	1	0	0	0	0	.500	0	0	0	0	0
21 Mason Molina	3.00	0-0	1	1	0	0/0	0	3.0	3	1	1	2	3	1	0	0	.273	0	0	0	1	0
40 Brendan Girton	5.40	0-0	2	0	0	0/0	0	3.1	2	2	2	2	2	1	0	0	.154	1	0	0	0	0
49 Colin Clark	6.00	0-0	2	0	0	0/0	0	3.0	1	2	2	1	3	1	0	0	.100	0	0	0	0	0
30 Bo Blessie	9.00	0-0	1	0	0	0/0	0	1.0	0	1	1	1	1	0	0	0	.000	2	0	0	0	0
32 Trendan Parish	10.80	1-0	3	0	0	0/0	1	3.1	6	4	4	0	5	0	0	1	.400	0	0	0	1	0
36 Shay Hartis	11.57	0-0	2	0	0	0/0	0	2.1	4	3	3	0	3	1	0	0	.364	0	1	0	0	0
28 Chase Hampton	12.00	0-1	1	1	0	0/0	0	3.0	2	4	4	2	4	1	0	0	.182	0	1	0	0	0
Totals	3.68	4-1	5	5	0	0/0	2	44.0	29	18	18	13	54	5	0	1	.177	6	4	0	2	0
Opponents	5.00	1-4	5	5	0	0/0	0	45.0	43	32	25	23	59	11	2	5	.244	5	5	0	2	3

PB - Team (0), Opp (2). SBA/ATT - White, H. (3-3), Molina, M. (2-2), Hampton, C. (1-1), Girton, B. (1-1), Stilwell, C. (1-1).

## Game-By-Game Offensive Stats

2022 Texas Tech Baseball  
Team Game-by-Game for Texas Tech (as of Mar 13, 2022)  
Batting (All games)

Date	Opponent	ab	r	h	rbi	2b	3b	hr	tb	bb	ibb	sb	cs	hbp	sac	sf	gdp	k	po	a	e	lob	avg
Feb 18	vs Michigan	34	7	9	6	0	1	0	11	8	0	2	0	4	0	1	0	11	27	9	1	14	.265
Feb 19	vs Auburn	26	1	3	1	0	0	0	3	7	0	0	0	1	0	1	0	8	24	14	0	7	.200
Feb 20	vs Arizona	31	2	5	2	0	0	0	5	4	0	0	0	0	0	0	0	12	27	6	0	6	.187
Feb 22	DALLAS BAPTIST	32	8	10	7	2	0	0	12	7	0	1	0	1	0	0	2	5	27	6	1	8	.220
Feb 26	KENT STATE	29	10	5	10	1	0	1	9	10	1	1	0	2	1	0	0	9	27	3	0	8	.211
Feb 27	KENT STATE	35	8	12	8	4	0	1	19	4	0	0	0	1	0	1	0	5	27	9	2	9	.235
Feb 27	KENT STATE	32	7	8	7	0	0	3	17	3	0	1	0	2	0	0	0	8	27	6	0	6	.237
Mar 01	at Dallas Baptist	35	4	6	4	1	0	1	10	6	0	0	0	1	0	1	0	13	30	5	0	9	.228
Mar 04	MERRIMACK	37	17	16	17	2	0	0	18	11	0	0	0	2	0	2	0	3	27	11	0	11	.254
Mar 05	MERRIMACK	36	21	13	21	2	0	3	24	18	0	2	0	3	0	1	0	4	27	10	1	13	.266
Mar 05	MERRIMACK	43	20	20	19	3	0	3	32	7	0	1	0	0	0	1	0	6	27	10	0	7	.289
Mar 06	MERRIMACK	37	12	13	11	3	1	2	24	6	0	5	0	2	0	0	0	2	27	12	1	9	.295
Mar 08	vs Mississippi State	35	5	8	5	2	1	2	18	3	0	2	0	0	0	1	0	16	24	4	0	7	.290
Mar 09	vs Mississippi State	35	7	8	6	0	1	2	16	6	0	0	0	1	1	0	0	11	27	9	2	9	.285
Mar 11	at Rice	36	10	9	7	2	0	1	14	8	0	2	0	2	1	0	0	10	27	8	2	10	.283
Mar 12	at Rice	33	3	5	3	2	0	0	7	2	0	0	0	0	0	1	0	13	27	3	4	6	.275
Mar 13	at Rice	37	7	13	6	5	0	0	18	4	0	0	0	2	1	0	1	9	27	7	1	10	.280
Totals		583	149	163	140	29	4	19	257	114	1	17	0	24	4	10	3	145	456	132	15	149	.280

2022 Texas Tech Baseball  
Team Game-by-Game for Texas Tech (as of Mar 13, 2022)  
Pitching (All games)

Date	Opponent	ip	h	r	er	bb	so	2b	3b	hr	wp	bk	hbp	dp	ibb	score	w-l	sv	era
Feb 18	vs Michigan	9.0	9	6	6	5	12	3	0	1	2	0	1	0	0	7-6	1-0	0	6.00
Feb 19	vs Auburn	8.0	3	2	2	5	7	0	0	0	1	0	0	1	0	1-2	1-1	0	4.24
Feb 20	vs Arizona	9.0	16	13	13	5	12	7	0	1	2	1	1	0	0	2-13	1-2	0	7.27
Feb 22	DALLAS BAPTIST	9.0	5	4	3	3	11	1	0	1	1	0	0	0	0	8-4	2-2	1	6.17
Feb 26	KENT STATE	9.0	8	7	7	3	17	4	0	2	0	0	1	0	0	10-7	3-2	2	6.34
Feb 27	KENT STATE	9.0	5	1	1	2	12	1	0	0	3	0	2	0	0	8-1	4-2	2	5.43
Feb 27	KENT STATE	9.0	5	5	5	5	15	0	0	1	1	0	1	1	0	7-5	5-2	3	5.37
Mar 01	at Dallas Baptist	10.0	7	3	3	5	13	1	0	1	0	1	0	0	0	4-3	6-2	4	5.00
Mar 04	MERRIMACK	9.0	3	1	1	4	12	0	0	0	0	0	2	1	0	17-1	7-2	4	4.56
Mar 05	MERRIMACK	9.0	8	5	5	6	11	4	0	0	1	0	0	0	0	21-5	8-2	4	4.60
Mar 05	MERRIMACK	9.0	6	2	2	6	10	3	1	0	1	0	1	0	0	20-2	9-2	4	4.36
Mar 06	MERRIMACK	9.0	10	4	3	2	9	3	0	0	3	0	2	0	0	12-4	10-2	4	4.25
Mar 08	vs Mississippi State	8.0	8	9	9	3	12	1	0	1	2	0	1	0	0	5-9	10-3	4	4.66
Mar 09	vs Mississippi State	9.0	3	2	2	4	8	1	0	0	1	0	2	0	0	7-2	11-3	4	4.46
Mar 11	at Rice	9.0	8	1	1	2	9	0	0	0	0	0	0	0	0	10-1	12-3	5	4.23
Mar 12	at Rice	9.0	3	2	2	2	19	1	0	0	2	0	0	0	0	3-2	13-3	5	4.09
Mar 13	at Rice	9.0	7	4	4	2	6	2	0	0	1	0	1	0	0	7-4	14-3	6	4.09
Totals		152.0	114	71	69	64	195	32	1	8	21	2	15	3	0	149-71	14-3	6	4.09



### Multis/Streaks

Multiple Hit Games	2	3	4	5+	Total
2 Jace Jung	3	4	-	-	7
8 Kurt Wilson	5	-	1	-	6
25 Owen Washburn	3	2	-	-	5
10 Ty Coleman	4	1	-	-	5
18 Cole Stilwell	5	-	-	-	5
15 Parker Kelly	1	3	-	-	4
5 Hudson White	2	1	-	-	3
20 Dalton Porter	2	1	-	-	3
9 Zac Vooletich	2	-	-	-	2
1 Dillon Carter	1	1	-	-	2
19 Easton Murrell	1	-	-	-	1
TEAM	29	13	1	0	43

Multiple RBI Games	2	3	4	5+	Total
8 Kurt Wilson	1	3	-	1	5
2 Jace Jung	3	2	-	-	5
25 Owen Washburn	2	3	-	-	5
15 Parker Kelly	3	-	1	1	5
18 Cole Stilwell	4	-	-	-	4
5 Hudson White	3	1	-	-	4
9 Zac Vooletich	2	-	-	1	3
10 Ty Coleman	1	-	2	-	3
1 Dillon Carter	1	1	-	-	2
20 Dalton Porter	1	1	-	-	2
14 Cooper Swanson	1	-	-	-	1
TEAM	22	11	3	3	39

Hitting Streaks	Longest	Current
8 Kurt Wilson	10	10
15 Parker Kelly	9	9
10 Ty Coleman	8	8
25 Owen Washburn	6	1
18 Cole Stilwell	6	2
2 Jace Jung	5	3
9 Zac Vooletich	4	1
1 Dillon Carter	4	-
19 Easton Murrell	3	3
5 Hudson White	2	1
20 Dalton Porter	2	-
33 Ryan Brome	1	-
17 Drew Reynolds	1	-
14 Cooper Swanson	1	-

Reached Base Streaks	Longest	Current
18 Cole Stilwell	14	14
8 Kurt Wilson	13	13
2 Jace Jung	11	3
1 Dillon Carter	11	2
15 Parker Kelly	9	9
25 Owen Washburn	8	1
10 Ty Coleman	8	8
9 Zac Vooletich	6	1
5 Hudson White	6	1
19 Easton Murrell	5	5
33 Ryan Brome	4	4
17 Drew Reynolds	3	-
14 Cooper Swanson	2	-
13 Trevor Conley	2	-
20 Dalton Porter	2	-
3 Lauden Brooks	1	-



## Texas Tech when...

Score by innings	1	2	3	4	5	6	7	8	9	EX	Total
Texas Tech	13	14	19	5	29	29	19	15	5	1	149
Opponents	5	7	3	21	8	5	7	8	7	0	71
Record when ...											
Overall	14-3			After 6 leading			11-0				
Conference	0-0			..... trailing			3-3				
Non-Conference	14-3			..... tied			0-0				
Home games	8-0			After 7 leading			12-0				
Away games	4-0			..... trailing			2-3				
Neutral site	2-3			..... tied			0-0				
Day games	11-2			After 8 leading			11-0				
Night games	3-1			..... trailing			1-3				
vs Left starter	1-0			..... tied			2-0				
vs Right starter	13-3										
1-Run games	3-1			Hit 0 home runs			5-2				
2-Run games	1-0			... 1 home run			4-0				
5+Run games	7-1			... 2+ home runs			5-1				
Extra innings	1-0										
Shutouts	0-0			Opponent 0 home runs			9-1				
				..... 1 home run			4-2				
Scoring 0-2 runs	0-2			..... 2+ HRs			1-0				
..... 3-5 runs	2-1										
..... 6-9 runs	6-0			Made 0 errors			5-3				
..... 10+ runs	6-0			.... 1 error			5-0				
				.... 2+ errors			4-0				
Opponent 0-2 runs	6-1										
..... 3-5 runs	6-0			Opp. made 0 errors			6-2				
..... 6-9 runs	2-1			..... 1 error			4-1				
..... 10+ runs	0-1			..... 2+ errors			4-0				
Scored in 1st inning	6-0			Out-hit opponent			11-0				
Opp. scored in 1st	4-0			Out-hit by opponent			2-1				
Scores first	10-1			Hits are tied			1-2				
Opp. scores first	4-2										

**Record when team scores:**

Runs	0	1	2	3	4	5	6	7	8	9	10+
W-L	0-0	0-1	0-1	1-0	1-0	0-1	0-0	4-0	2-0	0-0	6-0

**Record when opponent scores:**

Runs	0	1	2	3	4	5	6	7	8	9	10+
W-L	0-0	3-0	3-1	1-0	3-0	2-0	1-0	1-0	0-0	0-1	0-1

**Record when leading after:**

Inn.	1	2	3	4	5	6	7	8
W-L	6-0	9-0	9-1	9-0	9-0	11-0	12-0	11-0

**Record when trailing after:**

Inn.	1	2	3	4	5	6	7	8
W-L	2-0	3-1	2-1	4-2	4-3	3-3	2-3	1-3

**Record when tied after:**

Inn.	1	2	3	4	5	6	7	8
W-L	6-3	2-2	3-1	1-1	1-0	0-0	0-0	2-0

Current winning streak: 4

Longest winning streak: 9

Longest losing streak: 2

Home attendance : 22387 ( 6 dates avg = 3731 )

Away attendance : 26753 ( 9 dates avg = 2972 )

Total attendance: 49140 ( 15 dates avg = 3276 )



## Team Game Highs in 2022

## Batting

At bats:	43	-	vs Merrimack (Mar 05, 2022)
Runs scored:	21	-	vs Merrimack (Mar 05, 2022)
Hits:	20	-	vs Merrimack (Mar 05, 2022)
RBIs:	21	-	vs Merrimack (Mar 05, 2022)
Doubles:	5	-	at Rice (Mar 13, 2022)
Triples:	1	-	(4 times )
Home runs:	3	-	vs Kent State (Feb 27, 2022)
	3	-	vs Merrimack (Mar 05, 2022)
	3	-	vs Merrimack (Mar 05, 2022)
Total bases:	32	-	vs Merrimack (Mar 05, 2022)
Walks:	18	-	vs Merrimack (Mar 05, 2022)
Strikeouts:	16	-	vs Mississippi State (Mar 08, 2022 at Biloxi, Miss.)
Sac hits:	1	-	(4 times )
Sac flies:	2	-	vs Merrimack (Mar 04, 2022)
Stolen bases:	5	-	vs Merrimack (Mar 06, 2022)
Hit by pitch:	4	-	vs Michigan (Feb 18, 2022 at Arlington, TX)
Runners LOB:	14	-	vs Michigan (Feb 18, 2022 at Arlington, TX)
Hit into DP:	2	-	vs Dallas Baptist (Feb 22, 2022)
	2	-	at Rice (Mar 13, 2022)

## Fielding

Putouts:	30	-	at Dallas Baptist (Mar 01, 2022)
Assists:	14	-	vs Auburn (Feb 19, 2022 at Arlington, TX)
Errors:	4	-	at Rice (Mar 12, 2022)
Passed balls:	1	-	vs Kent State (Feb 27, 2022)
	1	-	vs Merrimack (Mar 05, 2022)
DPs turned:	1	-	vs Auburn (Feb 19, 2022 at Arlington, TX)
	1	-	vs Kent State (Feb 27, 2022)
	1	-	vs Merrimack (Mar 04, 2022)

## Pitching

Innings pitched:	10.0	-	at Dallas Baptist (Mar 01, 2022)
Runs allowed:	13	-	vs Arizona (Feb 20, 2022 at Arlington, TX)
Earned runs:	13	-	vs Arizona (Feb 20, 2022 at Arlington, TX)
Walks allowed:	6	-	vs Merrimack (Mar 05, 2022)
	6	-	vs Merrimack (Mar 05, 2022)
Strikeouts:	19	-	at Rice (Mar 12, 2022)
Hits allowed:	16	-	vs Arizona (Feb 20, 2022 at Arlington, TX)
Doubles allowed:	7	-	vs Arizona (Feb 20, 2022 at Arlington, TX)
Triples allowed:	1	-	vs Merrimack (Mar 05, 2022)
Homers allowed:	2	-	vs Kent State (Feb 26, 2022)
Wild pitches:	3	-	vs Kent State (Feb 27, 2022)
	3	-	vs Merrimack (Mar 06, 2022)
Hit batters:	2	-	(4 times )

## Individual Game Highs in 2022

## Batting

At bats:	6	-	(5 times )
Runs scored:	4	-	Kurt Wilson vs Merrimack (Mar 05, 2022)
	4	-	Owen Washburn vs Merrimack (Mar 05, 2022)
Hits:	4	-	Kurt Wilson vs Merrimack (Mar 05, 2022)
RBIs:	9	-	Parker Kelly vs Merrimack (Mar 05, 2022)
Doubles:	2	-	Ty Coleman vs Kent State (Feb 27, 2022)
	2	-	Hudson White at Rice (Mar 13, 2022)
Triples:	1	-	(4 times )
Home runs:	3	-	Parker Kelly vs Merrimack (Mar 05, 2022)
Total bases:	12	-	Parker Kelly vs Merrimack (Mar 05, 2022)
Walks:	4	-	Jace Jung vs Kent State (Feb 26, 2022)
Strikeouts:	5	-	Dillon Carter at Rice (Mar 11, 2022)
Sac hits:	1	-	(4 times )
Sac flies:	2	-	Cole Stilwell vs Merrimack (Mar 04, 2022)
Stolen bases:	2	-	Dillon Carter vs Merrimack (Mar 06, 2022)
Hit by pitch:	2	-	Dalton Porter at Rice (Mar 11, 2022)
Runners LOB:	6	-	Owen Washburn vs Merrimack (Mar 05, 2022)

## Fielding

Putouts:	17	-	Hudson White vs Kent State (Feb 26, 2022)
Assists:	6	-	Kurt Wilson at Rice (Mar 11, 2022)
Errors:	2	-	Trevor Conley at Rice (Mar 12, 2022)
	2	-	Kurt Wilson at Rice (Mar 12, 2022)
Passed balls:	1	-	Hudson White vs Kent State (Feb 27, 2022)
	1	-	Trevor Conley vs Merrimack (Mar 05, 2022)

## Pitching

Innings pitched:	6.0	-	Brandon Birdsell at Rice (Mar 12, 2022)
Runs allowed:	5	-	Andrew Morris vs Kent State (Feb 26, 2022)
Earned runs:	5	-	Andrew Morris vs Kent State (Feb 26, 2022)
Walks allowed:	4	-	Andrew Morris vs Michigan (Feb 18, 2022 at Arlington, TX)
	4	-	Brandon Birdsell vs Auburn (Feb 19, 2022 at Arlington, TX)
	4	-	Mason Molina vs Merrimack (Mar 05, 2022)
Strikeouts:	15	-	Brandon Birdsell at Rice (Mar 12, 2022)
Hits allowed:	7	-	Andrew Morris at Rice (Mar 11, 2022)
Doubles allowed:	3	-	Andrew Morris vs Kent State (Feb 26, 2022)
Triples allowed:	1	-	Jase Lopez vs Merrimack (Mar 05, 2022)
Homers allowed:	2	-	Andrew Morris vs Kent State (Feb 26, 2022)
Wild pitches:	3	-	Brandon Birdsell vs Kent State (Feb 27, 2022)
Hit batters:	2	-	Austin Becker vs Merrimack (Mar 06, 2022)
	2	-	Jamie Hitt vs Mississippi State (Mar 09, 2022 at Biloxi, Miss.)



## 2022 TEXAS TECH BASEBALL

### Starting Lineup by Position

#### PITCHER:

21 Mason Molina \_\_\_\_\_ 4 \_\_\_\_\_ (3-1)  
 34 Andrew Morris \_\_\_\_\_ 4 \_\_\_\_\_ (4-0)  
 48 Brandon Birdsell \_\_\_\_\_ 4 \_\_\_\_\_ (3-1)  
 28 Chase Hampton \_\_\_\_\_ 3 \_\_\_\_\_ (2-1)  
 29 Jamie Hitt \_\_\_\_\_ 1 \_\_\_\_\_ (1-0)  
 31 Austin Becker \_\_\_\_\_ 1 \_\_\_\_\_ (1-0)

#### CATCHER:

5 Hudson White \_\_\_\_\_ 13 \_\_\_\_\_ (10-3)  
 18 Cole Stilwell \_\_\_\_\_ 2 \_\_\_\_\_ (2-0)  
 13 Trevor Conley \_\_\_\_\_ 2 \_\_\_\_\_ (2-0)

#### FIRST BASE:

18 Cole Stilwell \_\_\_\_\_ 15 \_\_\_\_\_ (12-3)  
 5 Hudson White \_\_\_\_\_ 2 \_\_\_\_\_ (2-0)

#### SECOND BASE:

2 Jace Jung \_\_\_\_\_ 17 \_\_\_\_\_ (14-3)

#### THIRD BASE:

15 Parker Kelly \_\_\_\_\_ 15 \_\_\_\_\_ (13-2)  
 19 Easton Murrell \_\_\_\_\_ 2 \_\_\_\_\_ (1-1)

#### SHORTSTOP:

8 Kurt Wilson \_\_\_\_\_ 17 \_\_\_\_\_ (14-3)

#### LEFT FIELD:

20 Dalton Porter \_\_\_\_\_ 10 \_\_\_\_\_ (8-2)  
 9 Zac Vooletich \_\_\_\_\_ 5 \_\_\_\_\_ (5-0)  
 14 Cooper Swanson \_\_\_\_\_ 2 \_\_\_\_\_ (1-1)

#### CENTER FIELD:

1 Dillon Carter \_\_\_\_\_ 17 \_\_\_\_\_ (14-3)

#### RIGHT FIELD:

25 Owen Washburn \_\_\_\_\_ 17 \_\_\_\_\_ (14-3)

#### DESIGNATED HITTER:

10 Ty Coleman \_\_\_\_\_ 11 \_\_\_\_\_ (9-2)  
 19 Easton Murrell \_\_\_\_\_ 3 \_\_\_\_\_ (3-0)  
 33 Ryan Brome \_\_\_\_\_ 1 \_\_\_\_\_ (1-0)  
 20 Dalton Porter \_\_\_\_\_ 1 \_\_\_\_\_ (1-0)  
 9 Zach Vooletich \_\_\_\_\_ 1 \_\_\_\_\_ (0-1)

### Game-By-Game Starters By Position

Date	Opponent	C	1B	2B	3B	SS	LF	CF	RF	DH
2/18	vs. Michigan	White	Stilwell	Jung	Murrell	Wilson	Swanson	Carter	Washburn	Coleman
2/19	vs. Auburn	White	Stilwell	Jung	Murrell	Wilson	Swanson	Carter	Washburn	Coleman
2/20	vs. Arizona	Coleman	Washburn	Jung	Stilwell	Wilson	Porter	Carter	Washburn	Coleman
2/22	Dallas Baptist	White	Stilwell	Jung	Kelly	Wilson	Porter	Carter	Washburn	Coleman
2/26	Kent State	White	Stilwell	Jung	Kelly	Wilson	Porter	Carter	Washburn	Coleman
2/27	Kent State	Stilwell	White	Jung	Kelly	Wilson	Porter	Carter	Washburn	Coleman
2/27	Kent State	White	Stilwell	Jung	Kelly	Wilson	Porter	Carter	Washburn	Coleman
3/1	at Dallas Baptist	White	Stilwell	Jung	Kelly	Wilson	Porter	Carter	Washburn	Coleman
3/4	Merrimack	White	Stilwell	Jung	Kelly	Wilson	Vooletich	Carter	Washburn	Murrell
3/5	Merrimack (Gm. 1)	Stilwell	White	Jung	Kelly	Wilson	Vooletich	Carter	Washburn	Murrell
3/5	Merrimack (Gm. 2)	White	Stilwell	Jung	Kelly	Wilson	Vooletich	Carter	Washburn	Murrell
3/6	Merrimack	White	Stilwell	Jung	Kelly	Wilson	Vooletich	Carter	Washburn	Porter
3/8	vs. Mississippi St.	White	Stilwell	Jung	Kelly	Wilson	Porter	Carter	Washburn	Vooletich
3/9	vs. Mississippi St.	Conley	Stilwell	Jung	Kelly	Wilson	Porter	Carter	Washburn	Brome
3/11	at Rice	White	Stilwell	Jung	Kelly	Wilson	Porter	Carter	Washburn	Coleman
3/12	at Rice	Conley	Stilwell	Jung	Kelly	Wilson	Porter	Carter	Washburn	Coleman
3/13	at Rice	White	Stilwell	Jung	Kelly	Wilson	Vooletich	Carter	Washburn	Coleman



### Game-By-Game Starters By Batting Order

Date	Opponent	Leadoff	2nd	3rd	Cleanup	5th	6th	7th	8th	9th
2/18	vs. Michigan	Swanson	Washburn	Coleman	Jung	Wilson	Murrell	Stilwell	White	Carter
2/19	vs. Auburn	Swanson	Washburn	Coleman	Jung	Wilson	Murrell	Stilwell	White	Carter
2/20	vs. Arizona	Coleman	Washburn	Jung	Stilwell	Wilson	Porter	White	Carter	Kelly
2/22	Dallas Baptist	Carter	Stilwell	Coleman	Jung	Wilson	Porter	White	Washburn	Kelly
2/26	Kent State	Carter	Stilwell	Coleman	Jung	Wilson	Porter	White	Washburn	Kelly
2/27	Kent State	Carter	Stilwell	Jung	Coleman	Wilson	Porter	White	Washburn	Kelly
2/27	Kent State	Carter	Stilwell	Jung	Coleman	Wilson	Porter	White	Washburn	Kelly
3/1	at Dallas Baptist	Carter	Stilwell	Jung	Coleman	Wilson	Porter	White	Washburn	Kelly
3/4	Merrimack	Carter	Vooletich	Jung	Stilwell	Wilson	Washburn	White	Murrell	Kelly
3/5	Merrimack (Gm. 1)	Carter	Vooletich	Jung	Stilwell	Wilson	Washburn	White	Murrell	Kelly
3/5	Merrimack (Gm. 2)	Carter	Vooletich	Jung	Stilwell	Wilson	Washburn	White	Murrell	Kelly
3/6	Merrimack	Carter	Vooletich	Jung	Stilwell	Wilson	Washburn	White	Porter	Kelly
3/8	vs. Mississippi St.	Carter	Vooletich	Jung	Stilwell	Wilson	Washburn	White	Porter	Kelly
3/9	vs. Mississippi St.	Carter	Brome	Jung	Stilwell	Wilson	Washburn	Conley	Kelly	Porter
3/11	at Rice	Carter	Stilwell	Jung	Coleman	Wilson	Washburn	Kelly	Porter	White
3/12	at Rice	Porter	Stilwell	Jung	Coleman	Wilson	Washburn	Conley	Kelly	Carter
3/13	at Rice	Vooletich	Stilwell	Jung	Coleman	Wilson	Washburn	Kelly	White	Carter

### Starters Breakdown

#### LEADOFF:

1 Dillon Carter	12	(11-1)
14 Cooper Swanson	2	(1-1)
20 Dalton Porter	1	(1-0)
9 Zac Vooletich	1	(1-0)
10 Ty Coleman	1	(0-1)

#### 2ND SPOT:

18 Cole Stilwell	8	(8-0)
9 Zac Vooletich	5	(4-1)
25 Owen Washburn	3	(1-2)
33 Ryan Brome	1	(1-0)

#### 3RD SPOT:

2 Jace Jung	13	(11-2)
10 Ty Coleman	4	(3-1)

#### CLEANUP:

18 Cole Stilwell	7	(5-2)
10 Ty Coleman	6	(6-0)
2 Jace Jung	4	(3-1)

#### 5TH SPOT:

8 Kurt Wilson	17	(14-3)
---------------	----	--------

#### 6TH SPOT:

25 Owen Washburn	9	(8-1)
20 Dalton Porter	6	(5-1)
19 Easton Murrell	2	(1-1)

#### 7TH SPOT:

5 Hudson White	11	(9-2)
13 Trevor Conley	2	(2-0)
18 Cole Stilwell	2	(1-1)
15 Parker Kelly	2	(2-0)

#### 8TH SPOT:

25 Owen Washburn	5	(5-0)
20 Dalton Porter	3	(2-1)
19 Easton Murrell	3	(3-0)
5 Hudson White	3	(2-1)
15 Parker Kelly	2	(2-0)
1 Dillon Carter	1	(0-1)

#### 9TH SPOT:

15 Parker Kelly	11	(9-2)
1 Dillon Carter	4	(3-1)
20 Dalton Porter	1	(1-0)
5 Hudson White	1	(1-0)



## The Last Time Texas Tech...

Won 5 or more consecutive games \_\_\_\_\_ 9 games (Feb. 22, 2022-March 6, 2022)  
 Won 6 or more consecutive games \_\_\_\_\_ 9 games (Feb. 22, 2022-March 6, 2022)  
 Won 8 or more consecutive games \_\_\_\_\_ 9 games (Feb. 22, 2022-March 6, 2022)  
 Won 10 or more consecutive games \_\_\_\_\_ 14 games (Feb. 26-March 15, 2021)  
 Won 16 or more consecutive games \_\_\_\_\_ 16 games (April 13-May 22, 2002)

Lost 5 or more consecutive games \_\_\_\_\_ 5 games (March 10, 2020-Feb. 22, 2021)  
 Lost 6 or more consecutive games \_\_\_\_\_ 9 games (April 2-20, 2013)  
 Lost 7 or more consecutive games \_\_\_\_\_ 9 games (April 2-20, 2013)  
 Lost 8 or more consecutive games \_\_\_\_\_ 9 games (April 2-20, 2013)  
 Lost 9 or more consecutive games \_\_\_\_\_ 9 games (April 2-20, 2013)  
 Lost 10 or more consecutive games \_\_\_\_\_ 11 games (April 12-28, 1985)  
 Lost 11 or more consecutive games \_\_\_\_\_ 11 games (April 12-28, 1985)

Shutout an opponent \_\_\_\_\_ vs. Kansas, 5-0 (May 22, 2021)  
 Shutout an opponent on Opening Day \_\_\_\_\_ vs. Northern Illinois, 8-0 (Feb. 15, 2013)  
 Shutout an opponent at home \_\_\_\_\_ vs. Kansas, 5-0 (May 22, 2021)  
 Shutout a Big 12 opponent at home \_\_\_\_\_ vs. Kansas, 5-0 (May 22, 2021)  
 Shutout an opponent on the road \_\_\_\_\_ at West Virginia (Apr. 14, 2019)  
 Shutout a Big 12 opponent on the road \_\_\_\_\_ at West Virginia (Apr. 14, 2019)  
 Shutout an opponent on a neutral field \_\_\_\_\_ vs. Sam Houston State 8-0 (March 6, 2021)  
 Shutout a midweek opponent at home \_\_\_\_\_ vs. Texas Southern, 15-0 (7 Inn.) (March 3, 2021)  
 Shutout a midweek opponent on the road \_\_\_\_\_ at #27 Dallas Baptist, 5-0 (May 8, 2012)  
 Shutout back-to-back opponents \_\_\_\_\_ at UTSA, 5-0 & 3-0 (Feb. 24-25, 2018)

Was shutout \_\_\_\_\_ vs. #9 Stanford, 0-9 (June 12, 2021)  
 Was shutout on Opening Day \_\_\_\_\_ vs. #3 Indiana, 0-1 (February 14, 2014)  
 Was shutout at home \_\_\_\_\_ vs. #9 Stanford, 0-9 (June 12, 2021)  
 Was shutout at home by a Big 12 opponent \_\_\_\_\_ vs. #14 Oklahoma State, 0-2 (March 19, 2021)  
 Was shutout on the road \_\_\_\_\_ at West Virginia (Apr. 12, 2019)  
 Was shutout on the road by a Big 12 opponent \_\_\_\_\_ at West Virginia (Apr. 12, 2019)  
 Was shutout on a neutral field \_\_\_\_\_ vs. West Virginia, 0-2 (May 25, 2019)  
 Was shutout against a midweek opponent at home \_\_\_\_\_ vs. Abilene Christian, 0-1 (March 25, 1963)  
 Was shutout against a midweek opponent on the road \_\_\_\_\_ at North Texas, 0-5 (March 16, 1987)  
 Was shutout against a non-conference opponent on a neutral site \_\_\_\_\_ vs. Texas A&M, 0-9 (March 3, 2017)

Run-ruled an opponent \_\_\_\_\_ 13-2, 7 Inn. at Oklahoma (May 16, 2021)  
 Run-ruled an opponent at home \_\_\_\_\_ 17-7, 7 Inn. vs. #10 TCU (April 11, 2021)  
 Run-ruled a Big 12 opponent at home \_\_\_\_\_ 17-7, 7 Inn. vs. #10 TCU (April 11, 2021)  
 Run-ruled an opponent on the road \_\_\_\_\_ 13-2, 7 Inn. at Oklahoma (May 16, 2021)  
 Run-ruled a Big 12 opponent on the road \_\_\_\_\_ 13-2, 7 Inn. at Oklahoma (May 16, 2021)  
 Was run-ruled \_\_\_\_\_ 2-12, 7 inn. vs. TCU (May 23, 2018)  
 Was run-ruled at home \_\_\_\_\_ 1-17, 7 inn. vs. Texas (April 24, 2016)  
 Was run-ruled by a Big 12 opponent at home \_\_\_\_\_ 1-17, 7 inn. vs. Texas (April 24, 2016)  
 Was run-ruled on the road \_\_\_\_\_ 2-12, 8 inn. at Kansas State (April 7, 2013)  
 Was run-ruled by a Big 12 opponent on the road \_\_\_\_\_ 3-17, 7 inn. at Kansas (April 8, 2018)

Played in 14 or more innings \_\_\_\_\_ 14 innings, vs. TCU (L, 1-3) (May 16, 2019)  
 Played in 15 or more innings \_\_\_\_\_ 16 innings, vs. Abilene Christian (W, 6-5) (March 3, 2015)  
 Played in 16 or more innings \_\_\_\_\_ 16 innings, vs. Abilene Christian (W, 6-5) (March 3, 2015)  
 Played in 17 or more innings \_\_\_\_\_ 17 innings, at Southeastern Oklahoma (L, 1-2) (April 18, 1966)

Won both games of a doubleheader \_\_\_\_\_ vs. Kent State.: 8-1, 7-5 (Feb. 27, 2022)  
 Shutout opponent in both games of a doubleheader \_\_\_\_\_ vs. Northern Illinois: 8-0, 5-0 (February 20, 2015)  
 Lost both games of a doubleheader \_\_\_\_\_ at #4 Nebraska: 3-4 (11 inn.), 4-14 (7 inn.) (April 29, 2006)  
 Was shutout in both games of a doubleheader \_\_\_\_\_ vs. #2 Texas: 0-4, 0-10 (April 23, 2004)

Swept a 3-game series at home \_\_\_\_\_ vs. Kent State (Feb. 26-27, 2022)  
 Swept a 3-game series on the road \_\_\_\_\_ at Rice (March 11-13, 2022)  
 Swept a 3-game Big 12 series at home \_\_\_\_\_ vs. #16 Oklahoma State (April 26-28, 2019)  
 Swept a 3-game Big 12 series on the road \_\_\_\_\_ at Oklahoma (May 3-5, 2019)

Was swept in a 3-game series at home \_\_\_\_\_ vs. #8 TCU (March 4-6, 2011)  
 Was swept in a 3-game series on the road \_\_\_\_\_ at #30 Cal State Fullerton (March 6-8, 2015)  
 Was swept in a 3-game Big 12 series at home \_\_\_\_\_ vs. #19 Oklahoma State (May 11-13, 2007)  
 Was swept in a 3-game Big 12 series on the road \_\_\_\_\_ at K-State (April 5-7, 2013)

Swept 3 or more Big 12 series in a season \_\_\_\_\_ 4, 2016 (vs. OU, vs. KSU, at OSU)  
 Swept 4 or more Big 12 series in a season \_\_\_\_\_ 4, 1997 & 2016

Was swept in 3 or more Big 12 series in a season \_\_\_\_\_ 3, 2007 (@ UT, @ MU, vs. OSU)  
 Was swept in 4 or more Big 12 series in a season \_\_\_\_\_ Never Happened

Defeated a Top 25 ranked team \_\_\_\_\_ vs. #23 Miss. State, 7-2 (March 9, 2022)  
 Defeated a Top 10 ranked team \_\_\_\_\_ at #3 Texas, 5-3 (May 1, 2021)  
 Defeated a Top 5 ranked team \_\_\_\_\_ at #3 Texas, 5-3 (May 1, 2021)  
 Defeated a #1 ranked team \_\_\_\_\_ vs. #1 Florida, 6-3 (June 17, 2021)  
 Defeated a #1 ranked team on the road \_\_\_\_\_ at #1 Cal State Fullerton, 11-5 (May 27, 2001)

Won a series vs. a Top 25 ranked team \_\_\_\_\_ at #3 Texas, 6-3, 5-3, 3-11 (April 20-May 2, 2021)  
 Won a series vs. a Top 10 ranked team \_\_\_\_\_ at #3 Texas, 6-3, 5-3, 3-11 (April 20-May 2, 2021)  
 Swept a series vs. a Top 25 ranked team \_\_\_\_\_ vs. #16 Oklahoma State: 12-4, 10-2, 5-2 (April 26-28, 2019)  
 Played to a tie \_\_\_\_\_ vs. Kansas State, 11-11 (10) (April 15, 2006)

Scored 15 or more runs in a game \_\_\_\_\_ 21, vs. Merrimack (March 5, 2022 Gm. 2)  
 Scored 20 or more runs in a game \_\_\_\_\_ 21, vs. Merrimack (March 5, 2022 Gm. 2)  
 Scored 25 or more runs in a game \_\_\_\_\_ 26, vs. Kansas State (April 14, 2018)  
 Scored 27 or more runs in a game \_\_\_\_\_ 27, at New Mexico (April 26, 2017)  
 Scored 31 or more runs in a game \_\_\_\_\_ 31, vs. College of the Southwest (March 25, 1997)

Scored 5 or more runs in the first inning \_\_\_\_\_ 5, vs. Northern Colorado (Feb. 15, 2020)  
 Scored 9 or more runs in the first inning \_\_\_\_\_ 9, vs. Maine (Feb. 17, 2018)  
 Scored 10 or more runs in the first inning \_\_\_\_\_ 10, vs. UTSA (February 25, 2008)  
 Scored 9 or more runs in an inning \_\_\_\_\_ 13 (5th Inn.) vs. Merrimack (March 5, 2022 Gm. 2)  
 Scored 10 or more runs in an inning \_\_\_\_\_ 13 (5th Inn.) vs. Merrimack (March 5, 2022 Gm. 2)  
 Scored 13 or more runs in an inning \_\_\_\_\_ 13 (5th Inn.) vs. Merrimack (March 5, 2022 Gm. 2)  
 Scored 4 or more runs in 3 different innings \_\_\_\_\_ vs. Rice: 1st (4), 3rd (4), 5th (5) (May 4, 2021)  
 Scored 4 or more runs in 4 different innings \_\_\_\_\_ vs. Alabama A&M: 1st (5), 3rd (4), 5th (5), 6th (7) (March 14, 2012)

Overcame a deficit of 7 or more runs in a win \_\_\_\_\_ 7, vs. Rice: 1-8, Won - 19-12 (March 7, 2019)  
 Overcame a deficit of 8 or more runs in a win \_\_\_\_\_ 9, vs. UTRGV: 0-9, Won - 19-11 (May 1, 2019)  
 Overcame a deficit of 9 or more runs in a win \_\_\_\_\_ 9, vs. UTRGV: 0-9, Won - 19-11 (May 1, 2019)  
 Overcame a deficit of 5 or more runs in the 9th to win \_\_\_\_\_ 5, at #22 Oklahoma State: 2-7, Won - 11-8 (May 16, 2004)

Hit back-to-back home runs \_\_\_\_\_ Ja. Jung, Cole Stilwell at Oklahoma, 2nd Inn. (May 15, 2021)  
 Hit back-to-back-to-back HRs \_\_\_\_\_ Jung, Wilson, Murrell at Kansas State, 7th Inn. (April 1, 2021)  
 Hit 2 or more home runs in an inning \_\_\_\_\_ 2, vs. Merrimack, 5th Inn. (March 5, 2022 Gm. 2)  
 Hit 3 or more home runs in an inning \_\_\_\_\_ 3, at Oklahoma, 2nd Inn. (May 15, 2021)  
 Hit 4 or more home runs in an inning \_\_\_\_\_ 4, at Kansas State, 7th Inn. (April 1, 2021)  
 Hit 3 or more home runs in a game \_\_\_\_\_ 3, vs. Merrimack (March 5, 2022 Gm. 1)  
 Hit 4 or more home runs in a game \_\_\_\_\_ 5, at Oklahoma (May 16, 2021)  
 Hit 5 or more home runs in a game \_\_\_\_\_ 5, at Oklahoma (May 16, 2021)  
 Hit 6 or more home runs in a game \_\_\_\_\_ 6, at Kansas State (April 1, 2021)  
 Hit 7 or more home runs in a game \_\_\_\_\_ 7, vs. Houston Baptist (Feb. 15, 2020)  
 Hit 8 or more home runs in a game \_\_\_\_\_ 8, vs. Missouri (April 5, 1997)  
 Hit 12 or more home runs in a three-game series \_\_\_\_\_ 12, at Oklahoma (May 14-16, 2021)  
 Allowed 3 or more home runs in a game \_\_\_\_\_ 4, vs. #9 Stanford (June 12, 2021)  
 Allowed 4 or more home runs in a game \_\_\_\_\_ 4, vs. #9 Stanford (June 12, 2021)  
 Allowed 5 or more home runs in a game \_\_\_\_\_ 7, vs. Gonzaga (March 10, 2010)  
 Allowed 6 or more home runs in a game \_\_\_\_\_ 7, vs. Gonzaga (March 10, 2010)  
 Allowed 7 or more home runs in a game \_\_\_\_\_ 7, vs. Gonzaga (March 10, 2010)  
 Hit 2 grand slams in a game \_\_\_\_\_ Parker Kelly (2) vs Merrimack (March 5, 2022 Gm. 1)  
 Hit 3 grand slams in a week \_\_\_\_\_ Cody Masters (May 14), Dru Baker, Cal Conley (May 15, 2021)  
 Hit 4 or more grand slams in a season \_\_\_\_\_ 5, Conley (2), Masters (1), Stilwell (1), Baker (1) (2021)  
 Hit 5 or more grand slams in a season \_\_\_\_\_ 5, Conley (2), Masters (1), Stilwell (1), Baker (1) (2021)  
 Hit 6 or more grand slams in a season \_\_\_\_\_ 6, Blair (3), Brady (1), Fuller (1), Mask (3) (2004)  
 Hit 9 or more grand slams in a season \_\_\_\_\_ 9, Bard (3), Weber (3), Durham (1), O'Keeffe (1), Holzhauser (1) (1999)

Homered in 5 or more consecutive games \_\_\_\_\_ 6 games (March 20-April 1, 2021)  
 Homered in 6 or more consecutive games \_\_\_\_\_ 6 games (March 20-April 1, 2021)  
 Homered in 7 or more consecutive games \_\_\_\_\_ 7 games (May 4-22, 2021)  
 Homered in 10 or more consecutive games \_\_\_\_\_ 13 games (March 3-23, 2002)  
 Homered in 13 or more consecutive games \_\_\_\_\_ 13 games (March 3-23, 2002)

Had 7 or more doubles in a game \_\_\_\_\_ 7, at Oklahoma (May 5, 2019)  
 Had 10 or more doubles in a game \_\_\_\_\_ 12, at Kansas (April 25, 2010)  
 Allowed 6 doubles in a game \_\_\_\_\_ 6, UConn (March 14, 2021)  
 Allowed 7 or more doubles in a game \_\_\_\_\_ 7, vs. Arizona (Feb. 20, 2022)

Did not strikeout in a game \_\_\_\_\_ vs. Kansas (April 6, 2019)  
 Did not strikeout an opposing batter in a game \_\_\_\_\_ at Missouri (March 30, 2001)  
 Struck out 13 or more opposing batters in a game \_\_\_\_\_ 13, vs. #9 Stanford (June 11, 2021)  
 Struck out 15 or more opposing batters in a game \_\_\_\_\_ 15, vs. North Carolina (June 5, 2021)  
 Struck out 16 or more opposing batters in a game \_\_\_\_\_ 16, at at Oklahoma (May 14, 2021)  
 Struck out 19 or more opposing batters in a game \_\_\_\_\_ 19, vs. Florida State (Feb. 29, 2020)  
 Struck out 20 or more opposing batters in a game \_\_\_\_\_ 21, vs. TCU (May 16, 2019)

Had 5 or more stolen bases in a game \_\_\_\_\_ 5, vs. Merrimack (March 6, 2022)  
 Had 6 or more stolen bases in a game \_\_\_\_\_ 7, vs. Alabama A&M (March 13, 2012)  
 Had 7 or more stolen bases in a game \_\_\_\_\_ 7, vs. Alabama A&M (March 13, 2012)  
 Had 8 or more stolen bases in a game \_\_\_\_\_ 8, vs. Texas A&M-Corpus Christi (April 2, 2008)  
 Had 10 or more stolen bases in a game \_\_\_\_\_ 10, vs. #13 Oklahoma (April 24, 2004)

Threw back-to-back complete games \_\_\_\_\_ vs. #24 Baylor (March 31, 2006) & vs. #24 Baylor (April 1, 2006)  
 Combined on a no-hitter \_\_\_\_\_ 4 pitchers (Beck, Kirk, Boesinger, Shipley) vs. College of the Southwest (March 20, 1990)  
 Combined on a no-hitter into the 8th inn. \_\_\_\_\_ 2 pitchers (Birdsell, Girton-7.1 IP) vs. Rice (March 12, 2022)  
 Combined on a one-hitter \_\_\_\_\_ 2 pitchers (Kilian, Beeter) at Texas (Mar. 16, 2019)  
 Combined on a two-hitter \_\_\_\_\_ 3 pitchers (Montgomery, Hampton, Wells) at WVU (April 18, 2021)  
 Combined on a three-hitter \_\_\_\_\_ 4 pitchers (Birdsell, Girton, Bridges, Parish) \_\_\_\_\_ at Rice (March 12, 2022)

Swept Baylor in a 3-game series at home \_\_\_\_\_ 2015  
 Swept Baylor in a 3-game series on the road \_\_\_\_\_ Never Happened  
 Was swept by Baylor in a 3-game series at home \_\_\_\_\_ 1986  
 Was swept by Baylor in a 3-game series on the road \_\_\_\_\_ 2012

Swept Kansas in a 3-game series at home \_\_\_\_\_ 2017  
 Swept Kansas in a 3-game series on the road \_\_\_\_\_ 2016  
 Was swept by Kansas in a 3-game series at home \_\_\_\_\_ Never Happened  
 Was swept by Kansas in a 3-game series on the road \_\_\_\_\_ 2014

Swept Kansas State in a 3-game series at home \_\_\_\_\_ 2018  
 Swept Kansas State in a 3-game series on the road \_\_\_\_\_ 1997  
 Was swept by Kansas State in a 3-game series at home \_\_\_\_\_ Never Happened  
 Was swept by Kansas State in a 3-game series on the road \_\_\_\_\_ 2013

Swept Oklahoma in a 3-game series at home \_\_\_\_\_ 2016  
 Swept Oklahoma in a 3-game series on the road \_\_\_\_\_ 2019  
 Was swept by Oklahoma in a 3-game series at home \_\_\_\_\_ 2006  
 Was swept by Oklahoma in a 3-game series on the road \_\_\_\_\_ 2011

Swept Oklahoma State in a 3-game series at home \_\_\_\_\_ 2019  
 Swept Oklahoma State in a 3-game series on the road \_\_\_\_\_ 2018  
 Was swept by Oklahoma State in a 3-game series at home \_\_\_\_\_ 2007  
 Was swept by Oklahoma State in a 3-game series on the road \_\_\_\_\_ 2012

Swept Texas in a 3-game series at home \_\_\_\_\_ Never Happened  
 Swept Texas in a 3-game series on the road \_\_\_\_\_ at Texas (March 17-19, 2017)  
 Was swept by Texas in a 3-game series at home \_\_\_\_\_ 1992  
 Was swept by Texas in a 3-game series on the road \_\_\_\_\_ 2007

Swept TCU in a 3-game series at home \_\_\_\_\_ 1989  
 Swept TCU in a 3-game series on the road \_\_\_\_\_ Never Happened  
 Was swept by TCU in a 3-game series at home \_\_\_\_\_ 2011  
 Was swept by TCU in a 3-game series on the road \_\_\_\_\_ 2010

Swept West Virginia in a 3-game series at home \_\_\_\_\_ 2014  
 Swept West Virginia in a 3-game series on the road \_\_\_\_\_ Never Happened  
 Was swept by West Virginia in a 3-game series at home \_\_\_\_\_ Never Happened  
 Was swept by West Virginia in a 3-game series on the road \_\_\_\_\_ Never Happened



## The Last Time a Red Raider...

### HITTING

Hit back-to-back home runs \_\_\_\_\_ Jace Jung, Cole Stilwell at Oklahoma, 2nd Inn. (May 16, 2021)  
 Hit a home run to lead off a game \_\_\_\_\_ Dillon Carter vs. Kent State (Feb. 27, 2022)  
 Hit a home run for first career hit \_\_\_\_\_ Nate Rombach (3-run) vs. Houston Baptist (Feb. 15, 2020)  
 Hit an inside-the-park home run \_\_\_\_\_ Cal Conley (solo) vs. Northern Colorado (Feb. 15, 2020)  
 Hit a pinch-hit home run \_\_\_\_\_ Cole Stilwell (3-run) vs. South Florida (March 26, 2021)  
 Had a pitcher hit a home run \_\_\_\_\_ Quinn Carpenter (solo) at Oral Roberts (April 7, 2015)

Hit a grand slam \_\_\_\_\_ Parker Kelly vs. Merrimack (March 5, 2022 Gm. 1)  
 Hit 2 grand slams in a game \_\_\_\_\_ Parker Kelly vs. Merrimack (March 5, 2022 Gm. 1)  
 Hit 2 grand slams in a season \_\_\_\_\_ Parker Kelly vs. Merrimack (March 5, 2022 Gm. 1)  
 Hit 3 grand slams in a season \_\_\_\_\_ Parker Kelly, 3 (2022)

Hit a home run in the 9th inning to tie game \_\_\_\_\_ Dru Baker at #9 Florida State (Feb. 29, 2020)  
 Hit a game-winning home run \_\_\_\_\_ Cal Conley vs. TCU (10th, Solo HR) (April 11, 2021)  
 Hit a walk-off home run \_\_\_\_\_ Cal Conley vs. TCU (10th, Solo HR) (April 11, 2021)  
 Hit an extra-inning home run \_\_\_\_\_ Cal Conley vs. TCU (10th, Solo HR) (April 11, 2021)  
 Hit an extra-inning, walk-off home run \_\_\_\_\_ Cal Conley vs. TCU (10th, Solo HR) (April 11, 2021)

Hit 2 home runs in an inning \_\_\_\_\_ Jace Jung (solo/3-run - 6th Inn.) vs. TCU (April 11, 2021)  
 Hit 2 or more home runs in a game \_\_\_\_\_ Parker Kelly (3) vs. Merrimack (March 5, 2022 Gm. 1)  
 Hit 3 or more home runs in a game \_\_\_\_\_ Parker Kelly (3) vs. Merrimack (March 5, 2022 Gm. 1)  
 Hit 4 or more home runs in a game \_\_\_\_\_ Johnny Vidales vs. Sul Ross (March 20, 1984)

Homered in consecutive games \_\_\_\_\_ Jace Jung, Owen Washburn vs. Merrimack (March 5-6, 2022)  
 Homered in 3 consecutive games \_\_\_\_\_ Nate Rombach, vs. KU (May 22), vs. BU (May 26), vs. TCU (May 28, 2021)  
 Homered in 4 consecutive games \_\_\_\_\_ Eric Gutierrez vs. Baylor (May 16-18), vs. #15 Kansas State (May 23, 2013)

Hit for the cycle \_\_\_\_\_ Josh Jung at New Mexico (April 17, 2018)  
 Hit for the natural cycle \_\_\_\_\_ Jon Weber (1B, 2B, BB, 3B, HR) vs. Southwest Texas (April 20, 1999)  
 Hit for the cycle in a Big 12 game \_\_\_\_\_ Never Happened

Had a 20-game hit streak \_\_\_\_\_ Gabe Holt, 20 games (May 6, 2018-Feb. 17, 2019)  
 Had a 25-game hit streak \_\_\_\_\_ Gera Alvarez, 30 games (March 3-April 27, 2002)  
 Had a 30-game hit streak \_\_\_\_\_ Gera Alvarez, 30 games (March 3-April 27, 2002)

Reached base safely in at least 50 consecutive games \_\_\_\_\_ Jace Jung 50 games (Feb. 20-May 28, 2021)  
 Reached base safely in at least 53 consecutive games \_\_\_\_\_ Cameron Blair 53 games (May 22, 2004-May 16, 2005)

Had a walk-off base hit \_\_\_\_\_ Owen Washburn (B-9th) vs. Michigan (Feb. 18, 2022)  
 Had a walk-off base hit in extra-innings \_\_\_\_\_ Cal Conley (HR to LF in 10th) vs. TCU (April 11, 2021)  
 Had a walk-off walk \_\_\_\_\_ Michael Davis (BB w/bases loaded in 10th) vs. UNLV (March 22, 2017)  
 Had a walk-off balk \_\_\_\_\_ Josh Jung (BK on 3rd in 10th) vs. #14 OU (April 20, 2018)

Had 5 or more hits in a game \_\_\_\_\_ Cal Conley (5), Dylan Neuse (5) vs. Northern Colo. (Feb. 15, 2020)  
 Had 6 or more hits in a game \_\_\_\_\_ Keith Ginter 6, vs. Kansas (April 10, 1998)

Scored 5 or more runs in a game \_\_\_\_\_ Michael Davis 5, vs. K-State (April 14, 2018)  
 Scored 6 or more runs in a game \_\_\_\_\_ Brian Klein 6, vs. K-State (April 13, 2018)

Hit 3 or more doubles in a game \_\_\_\_\_ Brian Klein, 3, vs. UNLV (March 4, 2020)  
 Hit 2 or more triples in a game \_\_\_\_\_ Cody Farhat 2, at New Mexico (April 26, 2017)  
 Hit 3 or more triples in a game \_\_\_\_\_ Jason Rainey 3, vs. Texas A&M-Corpus Christi (May 1, 2001)

Had 4 or more extra-base hits in a game \_\_\_\_\_ Roger Kieschnick 4, vs. Army (2 2B, 1 3B, 1 HR) (February 24, 2008)  
 Had 5 or more extra-base hits in a game \_\_\_\_\_ Roger Kieschnick 5, at New Mexico (2 HR, 2 2B, 1 3B) (February 27, 2007)

Had 6 or more RBI in a game \_\_\_\_\_ Parker Kelly (9) vs. Merrimack (March 5, 2022 Gm. 1)  
 Had 7 or more RBI in a game \_\_\_\_\_ Parker Kelly (9) vs. Merrimack (March 5, 2022 Gm. 1)  
 Had 8 or more RBI in a game \_\_\_\_\_ Parker Kelly (9) vs. Merrimack (March 5, 2022 Gm. 1)  
 Had 9 or more RBI in a game \_\_\_\_\_ Parker Kelly (9) vs. Merrimack (March 5, 2022 Gm. 1)

Had 4 or more walks in a game \_\_\_\_\_ Jace Jung 4, vs. Kent State (Feb. 26, 2022)  
 Had 5 or more walks in a game \_\_\_\_\_ Todd Ritchie 5, at #20 Oklahoma State (April 5, 2014)  
 Had 3 or more intentional walks in a game \_\_\_\_\_ Barrett Barnes 3, vs. #22 Oklahoma State (May 21, 2011)

Had 3 or more stolen bases in a game \_\_\_\_\_ Gabe Holt 3, at New Mexico (April 3, 2019)  
 Had 4 or more stolen bases in a game \_\_\_\_\_ Willie Rueda 4, vs. Central Arkansas (March 4, 2008)

### PITCHING

Threw a 7-inning no-hitter \_\_\_\_\_ Ramey Brandon vs. Eastern New Mexico - 2-0 (April 2, 1962)  
 Threw a 9-inning no-hitter \_\_\_\_\_ Ruben Garcia at Baylor - 1-0 (April 23, 1971)

Carried a no-hitter through 5.0 or more innings \_\_\_\_\_ Chase Hampton, 5.0 IP, vs. Kansas (May 22, 2021)  
 Carried a no-hitter through 6.0 or more innings \_\_\_\_\_ Brandon Birdsell, 6.0 IP, at Rice (March 12, 2022)  
 Carried a no-hitter through 6.1 or more innings \_\_\_\_\_ Nathan Fouts, 6.1 IP, vs. Texas State (February 17, 2002)

Struck out 5 or more consecutive hitters \_\_\_\_\_ 5, Mason Molina vs. Kent State-Gm. 2 (Feb. 27, 2022)  
 Struck out 6 or more consecutive hitters \_\_\_\_\_ 6, Bryce Bonnin vs. TCU (May 18, 2019)  
 Struck out 7 or more consecutive hitters \_\_\_\_\_ 8, Brandon Birdsell at Rice (March 12, 2022)  
 Struck out 8 or more consecutive hitters \_\_\_\_\_ 8, Brandon Birdsell at Rice (March 12, 2022)

Struck out 12 or more batters in a game \_\_\_\_\_ 12, Mason Montgomery, at West Virginia (April 18, 2021)  
 Struck out 13 or more batters in a game \_\_\_\_\_ 15, Brandon Birdsell, at Rice (March 12, 2022)  
 Struck out 14 or more batters in a game \_\_\_\_\_ 15, Brandon Birdsell, at Rice (March 12, 2022)  
 Struck out 15 or more batters in a game \_\_\_\_\_ 15, Brandon Birdsell, at Rice (March 12, 2022)  
 Struck out 16 or more batters in a game \_\_\_\_\_ 16, Bobby Doran, vs. Missouri (May 1, 2010)

Pitched a complete-game loss \_\_\_\_\_ Trey Masek (8.0 IP) vs. #15 Kansas State (May 23, 2013)

Pitched a 7-inning, complete game \_\_\_\_\_ Dusty Buck vs. #17 Baylor (May 19, 2002)

Pitched 9 or more innings \_\_\_\_\_ 9.0, Caleb Kilian at West Virginia (April 14, 2019)  
 Pitched a 9-inning, complete game \_\_\_\_\_ 9.0, Caleb Kilian at West Virginia (April 14, 2019)  
 Pitched a 9-inning, complete-game shutout \_\_\_\_\_ 9.0, Caleb Kilian at West Virginia (April 14, 2019)

Pitched 3 consecutive CG \_\_\_\_\_ Chris Phillips at New Mexico (February 2, 2002),  
 \_\_\_\_\_ vs. TCU (February 7, 2002), vs. Houston (February 15, 2002)



## TV/RADIO ROSTER



**DILLON CARTER**  
So. | 3rd Yr. | OF | L/R  
Flower Mound, TX  
Argyle HS



**JACE JUNG**  
So. | 3rd Yr. | INF | L/R  
San Antonio, TX  
MacArthur HS



**LAUDEN BROOKS**  
Fr. | 1st Yr. | INF | R/R  
Mount Carmel, OH  
McNicholas HS




**KEVIN BAZELL**  
Fr. | 1st Yr. | C | R/R  
Rockwall, TX  
Rockwall HS



**HUDSON WHITE**  
Fr. | 1st Yr. | C/INF | R/R  
Keller, TX  
Byron Nelson HS



**CODY MASTERS**  
Sr. | 5th Yr. | OF | L/L  
Coppell, TX  
Coppell HS



**KURT WILSON**  
Sr. | 5th Yr. | UT/L/RHP | R/R  
Arlington, TX  
Martin HS



**ZAC VOOLETICH**  
Jr. | 4th Yr. | INF/OF | R/R  
San Antonio, TX  
TR - Navarro JC



**TY COLEMAN**  
Jr. | 4th Yr. | INF/OF | L/R  
Midland, TX  
TR - Texas A&M



**ANDREW DEVINE**  
So. | 3rd Yr. | RHP | R/R  
Simi Valley, CA  
Simi Valley HS



**TREYER CONLEY**  
Fr. | 1st Yr. | C | L/R  
Mount Carmel, OH  
West Clermont HS



**COOPER SWANSON**  
Sr. | 5th Yr. | OF | R/R  
Fort Myers, FL  
TR - Florida St.



**PARKER KELLY**  
Sr. | 5th Yr. | INF | R/R  
Wichita Falls, TX  
Rider HS



**HAYDE KEY**  
So. | 2nd Yr. | RHP | L/R  
Missouri City, TX  
Ridge Point HS



**DREW REYNOLDS**  
Fr. | 1st Yr. | C/INF | L/R  
Chehalis, WA  
W.F. West HS



**COLE STILLWELL**  
Jr. | 4th Yr. | C/INF | R/R  
Rockwall, TX  
Heath HS



**EASTON MURRELL**  
Sr. | 5th Yr. | INF/OF | L/R  
Prosper, TX  
TR - Arkansas



**DALTON PORTER**  
So. | 2nd Yr. | OF | L/L  
Leander, TX  
TR - Texas




**MASON MOLINA**  
Fr. | 1st Yr. | LHP | R/L  
Rancho Santa Margarita, CA  
Trabuco Hills HS



**OWEN WASHBURN**  
Fr. | 1st Yr. | RHP/OF | L/R  
Webster, WI  
Webster HS



**CHASE HAMPTON**  
So. | 2nd Yr. | RHP | R/R  
Kilgore, TX  
Kilgore HS



**JAMIE HITT**  
RFR. | 2nd Yr. | LHP | L/L  
Magnolia, TX  
Concordia Lutheran HS



**BO BLESSIE**  
Jr. | 4th Yr. | RHP | R/R  
Midland, TX  
TR - Midland College




**AUSTIN BECKER**  
R-So. | 4th Yr. | RHP | R/R  
Sunbury, Ohio  
TR - Vanderbilt



**TRENDAN PARISH**  
Fr. | 1st Yr. | RHP | R/R  
Poolville, TX  
Southwest Christian HS



**RYAN BROME**  
Fr. | 1st Yr. | INF/OF | L/R  
Katy, TX  
Katy HS



**ANDREW MORRIS**  
Jr. | 4th Yr. | RHP | R/R  
Boulder, CO  
TR - Colorado Mesa



**GARRETT CROWLEY**  
Jr. | 4th Yr. | LHP | L/L  
Queens, NY  
TR - Fordham



**SHAY HARTIS**  
So. | 3rd Yr. | RHP | R/R  
The Colony, TX  
TR - Grayson College



**TYLER HAMILTON**  
So. | 3rd Yr. | RHP | R/R  
Dallas, TX  
Parish Episcopal School



**JASE LOPEZ**  
So. | 3rd Yr. | RHP | R/R  
Brock, TX  
TR - Weatherford JC



**BRENDAN GIRTTON**  
So. | 2nd Yr. | RHP | R/R  
Gage, OK  
Shattuck HS




**SAM HUNT**  
R-Fr. | 2nd Yr. | OF | L/L  
Flower Mound, TX  
Marcus HS



**KYLE ROBINSON**  
Fr. | 1st Yr. | LHP | R/R  
Vienna, VA  
George C Marshall HS



**BRENDAN LYSIK**  
Fr. | 1st Yr. | LHP | L/L  
Waldwick, NJ  
St. Joseph Regional HS



**BRANDON BECKEL**  
So. | 2nd Yr. | RHP | R/R  
San Antonio, TX  
Antonian College Prep




**DEREK BRIDGES**  
So. | 2nd Yr. | LHP | L/L  
Duncan, OK  
Duncan HS



**BRANDON BIRDSSELL**  
Jr. | 4th Yr. | RHP | R/R  
Willis, TX  
TR - San Jacinto CC



**COLIN CLARK**  
Sr. | 5th Yr. | LHP | L/L  
Circleville, OH  
TR - Youngstown State



**JOSH SANDERS**  
So. | 2nd Yr. | RHP | R/R  
Yukon, OK  
Yukon HS



**TIM TADLOCK**  
Head Coach  
10th Season



**J-BOB THOMAS**  
Asst. Coach  
10th Season



**MATT GARDNER**  
Asst. Coach  
9th Season



**ERIC GUTIERREZ**  
Volunteer Asst.  
4th Season



**RAY HAYWARD**  
Special Asst.  
10th Season



**JOE HUGHES**  
Dir. of Operations  
10th Season