



TEXAS TECH BASEBALL

CWS (2014, 2016, 2018, 2019) | BIG 12 TITLES (1997, 1998, 2016, 2017, 2018)

SCHEDULE / RESULTS

Overall: 5-2 | Big 12: 0-0 | H: 4-0 | A: 0-0 | N: 1-2

FEBRUARY

Fri. 18	vs. Michigan*	FloBaseball	W, 7-6
Sat. 19	vs. Auburn*	FloBaseball	L, 2-1
Sun. 20	vs. Arizona*	FloBaseball	L, 13-2
Tue. 22	Dallas Baptist	ESPN+	W, 8-4
Sat. 26	Kent State	ESPN+	W, 10-7
Sun. 27	Kent State (DH1)	ESPN+	W, 8-1
Sun. 27	Kent State (DH2)	ESPN+	W, 7-5

MARCH

Tue. 1	at Dallas Baptist	Bally SW	2:05 p.m.
Fri. 4	Merrimack	ESPN+	6:30 p.m.
Sat. 5	Merrimack	ESPN+	12 p.m.
Sat. 5	Merrimack	ESPN+	4 p.m.
Sun. 6	Merrimack	ESPN+	1 p.m.
Tue. 8	vs. Mississippi State	--	TBA
Wed. 9	vs. Mississippi State	--	TBA
Fri. 11	at Rice	--	7 p.m.
Sat. 12	at Rice	--	2 p.m.
Sun. 13	at Rice	--	1 p.m.
Tue. 15	New Mexico	ESPN+	6:30 p.m.
Wed. 16	New Mexico	ESPN+	1 p.m.
Fri. 18	at Iowa	--	4:05 p.m.
Sat. 19	at Iowa	--	2:05 p.m.
Sun. 20	at Iowa	--	12:05 p.m.
Tue. 22	Cal Baptist	ESPN+	6:30 p.m.
Fri. 25	Texas (Big 12)	ESPN+	6:30 p.m.
Sat. 26	Texas (Big 12)	ESPN+	2 p.m.
Sun. 27	Texas (Big 12)	ESPN+	2 p.m.
Tue. 29	Stephen F. Austin	ESPN+	6:30 p.m.
Wed. 30	Stephen F. Austin	ESPN+	1 p.m.

APRIL

Fri. 1	at Kansas (Big 12)	--	6 p.m.
Sat. 2	at Kansas (Big 12)	--	2 p.m.
Sun. 3	at Kansas (Big 12)	--	1 p.m.
Tue. 5	at Grand Canyon	--	6 p.m.
Wed. 6	at Grand Canyon	--	2 p.m.
Fri. 8	Kansas State (Big 12)	ESPN+	6:30 p.m.
Sat. 9	Kansas State (Big 12)	ESPN+	2 p.m.
Sun. 10	Kansas State (Big 12)	ESPN+	1 p.m.
Tue. 12	vs. Oklahoma#	--	6 p.m.
Thu. 14	at TCU (Big 12)	--	6 p.m.
Fri. 15	at TCU (Big 12)	--	6 p.m.
Sat. 16	at TCU (Big 12)	--	2 p.m.
Mon. 18	at New Mexico	--	6:30 p.m.
Tue. 19	at New Mexico	--	1 p.m.
Fri. 22	West Virginia (Big 12)	ESPN+	6:30 p.m.
Sat. 23	West Virginia (Big 12)	ESPN+	2 p.m.
Sun. 24	West Virginia (Big 12)	ESPN+	1 p.m.
Tue. 26	Abilene Christian	ESPN+	6:30 p.m.
Fri. 29	at Baylor (Big 12)	--	6:30 p.m.
Sat. 30	at Baylor (Big 12)	--	2 p.m.

MAY

Sun. 1	at Baylor (Big 12)	--	1 p.m.
Tue. 3	at Abilene Christian	--	TBA
Fri. 13	at Oklahoma State (Big 12)	--	TBA
Sat. 14	at Oklahoma State (Big 12)	--	TBA
Sun. 15	at Oklahoma State (Big 12)	--	TBA
Thu. 19	Oklahoma (Big 12)	ESPN+	6:30 p.m.
Fri. 20	Oklahoma (Big 12)	ESPN+	6:30 p.m.
Sat. 21	Oklahoma (Big 12)	ESPN+	2 p.m.

Wednesday-Sunday, May 25-29
Phillips 66 Big 12 Championship (Arlington, Texas/Globe Life Field)

Friday-Monday, June 3-6
NCAA Regionals (Campus Sites)

Friday-Monday, June 10-13
NCAA Super Regionals (Campus Sites)

Friday-Monday, June 17-27
NCAA College World Series (Omaha, Neb./Charles Schwab Field)

All times central, subject to change

* Big 12 game / ^ College Baseball Showdown / # HODGETOWN (Amarillo, TX)

COACHING STAFF

6	Tim Tadlock	Head Coach (10th Season)
19	J-Bob Thomas	Asst. Coach/3rd Base (10th Season)
50	Matt Gardner	Asst. Coach (9th Season)
12	Eric Gutierrez	V. Asst. Coach/1st Base (4th Season)
	Joe Hughes	Director of Operations (10th Season)
	Ray Hayward	Special Assistant (10th Season)
	Bryan Simpson	Athletic Trainer
	Tory Stephens	Strength & Conditioning
	Shishir Bhakta	Equipment Manager
	Lyndee Kiesling	Dir. of Player Development/Support Services

Texas Tech Game Notes / Game 8

Dates	Time (CT)	TV	PxP	Analyst	Radio	PxP	Analyst
March 1	2:05 p.m.	Bally Sports Southwest	Reagan Ratcliff	Brendon Smith	TTU Sports Network	Jamie Lent	Mike Gustafson



TEXAS TECH RED RAIDERS

Head Coach _____ Tim Tadlock
 Record _____ 5-2 Overall • 0-0 Big 12
 Home/Away/Neutral _____ 4-0 / 0-0 / 1-2
 Rankings: ___ D1: 19 • BA: NR • NCBWA: 21
 _____ CB: 23 • Coaches: 12 • PG: 19
 Team Leaders
 B Avg. (min. 15 AB) _____ Ty Coleman (.346)
 RBI _____ Ty Coleman (11)
 ERA (min. 5.0 IP) _____ Trendan Parish (0.00)



DALLAS BAPTIST PATRIOTS

Head Coach _____ Dan Heefner
 Record _____ 4-3 Overall • 0-0 MVC
 Home/Away/Neutral _____ 4-2 / 0-1 / 0-0
 Rankings: ___ D1: NR • BA: NR • NCBWA: NR
 _____ CB: NR • Coaches: NR • PG: NR
 Team Leaders
 B Avg. (min. 15 AB) _____ Miguel Santos (.357)
 RBI _____ Cole Moore (7)
 ERA (min. 5.0 IP) _____ Jacob Meador (0.90)

Date	Texas Tech Projected Starters	Dallas Baptist Projected Starters
Tuesday, March 1	RHP Chase Hampton (4.50 ERA, 1-0)	RHP Kyle Rich (4.91 ERA, 0-2)

Projected Texas Tech Lineup (based on prev. game)

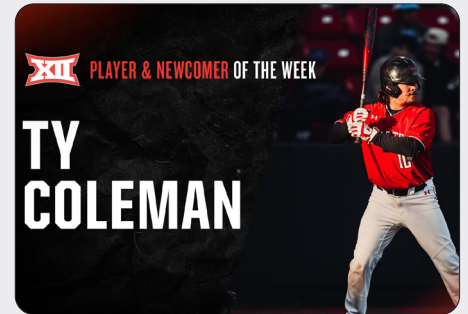
Pos.	#	Name	CL	B/T	Ht./Wt.	Avg.	R	H	2B	HR	RBI	BB	Notes
CF	1	Dillon Carter	So.	L/R	6-0/210	.333	8	7	1	1	3	5	Hit .467 in four home games
1B	18	Cole Stilwell	Jr.	R/R	6-1/215	.148	4	4	2	0	3	3	2 hits/2 RBI last time vs. DBU
2B	2	Jace Jung	So.	L/R	6-0/205	.238	5	5	0	1	5	10	T-1st in Big 12 for walks
DH	10	Ty Coleman	Jr.	R/R	5-8/190	.346	6	9	2	2	11	3	Big 12 Player/Newcomer of the Week
SS	8	Kurt Wilson	Sr.	R/R	6-2/210	.192	4	5	0	1	7	3	Hit 1st HR of Tech's season, Sat.
LF	20	Dalton Porter	So.	L/L	5-11/195	.200	0	4	0	0	4	1	Started last 2 games, hits in each
C	5	Hudson White	Fr.	R/R	5-11/195	.050	4	1	1	0	3	7	Started all 7 games (6-C/1-1B)
RF	25	Owen Washburn	Fr.	L/R	6-0/205	.333	6	8	1	0	4	5	True Fr. T-2nd in BA/started all 7 gms
3B	15	Parker Kelly	Sr.	R/R	6-3/220	.313	3	5	0	0	1	2	batting .313 in four starts at 9-hole

Headlines in 1-2-3

* Texas Tech departs Lubbock after winning four-straight for a Tuesday matinee at Dallas Baptist, which will be a rematch between the two squads that faced off last Tuesday (Feb. 22) at Rip Griffin Park. The Red Raiders won that contest to start their winning streak, 8-4, behind four late runs in a game that was tied 4-4 until the bottom of the seventh. The contest at DBU will be Tech's first true road game of the season, as its first three games were neutral site games at Globe Life Field for the State Farm College Showdown - less than 15 miles away from Horner Park, home of DBU.

* After a 1-2 start to start the season at the State Farm College Showdown, Tech used its homefield as it has in the past the get back in gear. Following its four wins, Tech improved its record at Dan Law Field at Rip Griffin Park to 240-71 since 2012. Last year TTU won its first 11 games at home, which was a part of a 14-game winning streak after losing three in Arlington in 2021.

* Ty Coleman was selected as the Big 12 Baseball Player of the Week and Newcomer of the Week the conference announced on Monday. The award covers games played Feb. 21-27. In four games, Coleman hit .471 with 11 RBI and two doubles and two home runs,



including a go-ahead 3-run blast in the seventh inning to clinch a series sweep for the Red Raiders over Kent State. The junior designated hitter had three multi-hit games, including a 3-for-5 performance with two doubles to open a doubleheader Sunday. He had four RBI in two different games, including Texas Tech's midweek win against Dallas Baptist. For the week, Coleman had a 1.441 OPS, scored six runs, and four of his eight hits went for extra bases. These are Coleman's first weekly honors from the Big 12.

Big 12 Standings (last updated AM of Mon. 2/28)

SCHOOL	BIG 12	C-PCT.	HOME	AWAY	OVERALL	HOME	AWAY	NEUTRAL	PCT.	STREAK
Texas	0-0	.000	0-0	0-0	8-0	6-0	2-0	0-0	1.000	W8
TCU	0-0	.000	0-0	0-0	6-1	4-0	0-0	2-1	.857	W5
Oklahoma	0-0	.000	0-0	0-0	5-2	3-1	0-0	2-1	.714	W2
Texas Tech	0-0	.000	0-0	0-0	5-2	4-0	0-0	1-2	.714	W4
West Virginia	0-0	.000	0-0	0-0	5-2	0-0	2-2	3-0	.714	L1
Oklahoma State	0-0	.000	0-0	0-0	3-2	1-0	2-1	0-1	.600	W1
Kansas	0-0	.000	0-0	0-0	3-3	0-0	1-2	2-1	.500	L1
Baylor	0-0	.000	0-0	0-0	3-4	3-4	0-0	0-0	.429	L1
Kansas State	0-0	.000	0-0	0-0	1-5	0-0	1-2	0-3	.167	W1

**Media Information**

The Texas Tech Athletics Communications office is here to serve the media throughout the 2022 Red Raider Baseball season. Media members in need of assistance can contact Matt Burkholder in the Athletics Communications office at matt.burkholder@ttu.edu.

MEDIA CREDENTIALS

Media members covering the Texas Tech baseball program at Dan Law Field at Rip Griffin Park during the 2022 season must be issued a working credential from the Texas Tech Athletics Communications office. All requests for media credentials must be made via e-mail to Matt Burkholder.

VIDEO HIGHLIGHTS/NEWS CONFERENCES

Video from news conferences and games will be available to the media via FTP. Broadcast quality video footage (game highlights, post-practice interviews, post-game interviews, etc) are available at www.ttumedia.com. Please contact the athletics communications office for login instructions.

POSTGAME INTERVIEWS

Texas Tech players and head coach Tim Tadlock will be available to the media following a brief cooling down period. All Texas Tech Athletics postgame interviews are to be conducted inside the club level suite deck on the first base side of Rip Griffin Park.

PRESS BOX SERVICES

A complete NCAA box score and pertinent game facts will be distributed to members of the working media following the conclusion of the game. Game notes, statistics, lineups, and rosters are provided prior to first pitch.

FOLLOW THE RED RAIDERS

Texas Tech fans can follow the Red Raiders all season on Twitter (@TTU_Baseball) as well as Facebook, Instagram, and the official website of Texas Tech Athletics, www.TexasTech.com. All Red Raider home games not picked up for national television will be streamed on Big 12 Now on ESPN+.

PRACTICES

Please contact Matt Burkholder if you would like to attend practice. Practices normally begin around 2:30 p.m. and end around 5 p.m. during the week. All field-level areas are closed to the media.

USE OF AUDIO/VIDEO

Any media entity collecting any sort of "video or audio materials" (film, traditional video or audio, digital video or audio, photos, etc.) from Texas Tech University Athletics game events or press conference/media events may use that material only for traditional television newscasts, Web-based or print coverage, or other electronic transmission as approved by the University in writing, with a limitation of up to three (3) minutes in length from any single event. Such media entity may not offer any live video, audio or other coverage of the event without the advance, written permission of Texas Tech University Athletics.

This policy includes all games, matches and events involving any of Texas Tech's athletic programs. It includes all media events -- press conferences, pre/post-practice interviews and pre/post-game interviews. An exception would be a one-on-one interview arranged through the Texas Tech Athletics Communications office with a Texas Tech, coach, athlete or administrator.

Notes**SCOUTING - DALLAS BAPTIST**

- Dallas Baptist is 4-3 in 2022, and the winner of its last series against Sam Houston sweeping all three.
- In the series against Sam Houston, DBU's highest scoring game was four (W 2-0, W 3-2, W 4-1).
- Dallas Baptist dropped its first two games of the season to Southeast Missouri before winning the Sunday finale to avoid their first sweep on opening weekend since 2013.
- DBU entered the 2022 season ranked 22nd nationally in the D1 Baseball rankings, but fell out of the polls on Feb. 21 after going 1-2 against Southeast Missouri.
- The Patriots are coming off their most successful season in their Division I era, finishing 41-18 and reaching the Super Regionals for the second time in school history. The Patriots concluded the 2021 season just one win away from reaching the College World Series.
- DBU returns 17 lettermen from last year's club and welcomes a recruiting class that was ranked No. 18 in the nation by Baseball America.
- The Patriots return six position players in Andrew Benefield, Jace Grady, Blayne Jones, Cole Moore, George Specht, and Ryan Wroblewski that accounted for 200 RBI last year.
- The Patriot pitching staff brings back 11 pitchers from last year that combined to go 14-4 and accumulate 207 strikeouts.

BIG 12 HONORS

Ty Coleman was selected as the Big 12 Baseball Player of the Week and Newcomer of the Week the conference announced on Monday. The award covers games played Feb. 21-27. In four games, Coleman hit .471 with 11 RBI and two doubles and two home runs, including a go-ahead 3-run blast in the seventh inning to clinch a series sweep for the Red Raiders over Kent State. The junior designated hitter had three multi-hit games, including a 3-for-5 performance with two doubles to open a doubleheader Sunday. He had four RBI in two different games, including Texas Tech's midweek win against Dallas Baptist. For the week, Coleman had a 1.441 OPS, scored six runs, and four of his eight hits went for extra bases. These are Coleman's first weekly honors from the Big 12.

DaDaDa-DaDaDa

Saturday of Texas Tech's opening weekend provided theatrics from centerfielder Dillon Carter as he robbed Auburn of a home run as he leapt over the right-centerfield fence in the bottom of the seventh inning at Globe Life Field. It registered No. 6 on that Saturday night's edition of #SCTop10 plays on SportsCenter. A couple facts that make the story wilder:

- Carter robbed Auburn's Cole Foster, who is from Plano, Texas, and the Big 12 and SEC foe knew one another quite well. Foster was Carter's summer-baseball teammate on the Dallas Tigers. The two caught up with one another on the phone after the game to have some friendly banter about the play.
- Texas Tech baseball was not the only Texas Tech program highlighted on this particular Saturday as Texas Tech basketball checked in at No. 7 and Texas Tech softball checked in at No. 2 to give the nation a solid dose of the Red Raiders' athletic achievements taking up three spots in a single Top10.

HEY FRESHMAN

The young guns of Texas Tech's 2022 squad have made its presence known just seven games in the season. Most notably right fielder Owen Washburn (7 starts), catcher Hudson White (7 starts) and right-handed pitcher Trendan Parish.

- Washburn: ranks second or is tied for second on the team in batting average (.333) and runs scored (6) and hits (8). His top highlight came in his first collegiate game, providing the 2-out, walk-off single to give Tech a 7-6 win against Michigan on Feb. 18.
- White: the Red Raiders lost the veteran leadership behind the dish in Braxton Fulford, who started 144 games and was drafted in the sixth round by the Colorado Rockies in last year's MLB Draft. The freshman from Byron Nelson HS in Keller, Texas has stepped right in to be a steady presence for this year's pitching staff starting six games behind the dish.
- Parish: Owns a 0.00 ERA and is the only pitcher on staff to have a clean sheet of those that have pitched 5.0 innings or more. The freshman earned three saves in three appearances during the Red Raiders' recent four-game homestand. He struckout eight of the 14 batters he faced in those three games.

NO FLY ZONE

While typically a nickname in football, the outfielders of the Texas Tech baseball team like to think of their territory as a no-fly zone. This was demonstratively shown in two instances over the first four games after Dillon Carter's SportsCenter worthy catch last Saturday versus Auburn, and again on Feb. 22 against Dallas Baptist when left fielder Dalton Porter crashed into the fence to halt a potential multi-base hit. Carter has started all seven games in centerfield, Owen Washburn all seven games in right field, while Cooper Swanson started the first two games of the season in left field and Dalton Porter the last five games. Carter said after the Feb. 22 game, "You see all of us out there putting our bodies on the line for the guys up on the hill that are dealing for us. From the standpoint of being fearless, that's how you have to play outfield, you can't be scared of hitting the wall or missing a diving catch. Our thing out there is "no fly zone," we take that to heart, no matter who is in the corners, or who's in center, if it's hit in the air it's expected to be caught."

WHERE'S THE LONG BALL, OH THERE IT IS

The Red Raiders were one of the top home run hitting teams in the country last season with 90 dingers on the year, which ranked 10th in the country. The 90 home runs were the most by a Tech club in 23 years when it hit 95 in 1998. Oddly in 2022 through four games, there was zero Red Raider home runs. In the first weekend series, the streak ended as Ty Coleman hit two, and Dillon Carter, Jace Jung and Kurt Wilson got in on the action for one apiece during the three game set against Kent State. With five in three games, Tech now owns the third-most HRs in the Big 12.



Notes

RED RAIDER NATION TRAVELS

Saturday's games at the State Farm Showdown were the highest neutral site attendance (10,515) of the season, and the seventh-biggest crowd in college baseball during opening weekend. A large contingent of that crowd was from the scarlet and black as "Raider, Power" chants even broke out during Saturday's opening game between K-State and Michigan, which was about 2 p.m. when the Texas Tech basketball game went final against Texas, prior to the baseball team's 3 p.m. scheduled game against Auburn.

EARN IT IN LEAGUE PLAY

Texas Tech was voted third in the 2022 Big 12 Baseball Preseason Poll, the conference revealed on Jan. 27. The league's nine head coaches voted the order and were not permitted to vote for their own team.

Positioned No. 3, the Red Raiders face their first uphill fight after four-straight seasons being pegged the preseason favorite (2018-2021). The last time Tech was not picked preseason No. 1, they were slotted third in 2017, which marked, at the time, the Red Raiders' highest preseason ranking since being picked third in 2000. In 2017, the Red Raiders won the Big 12 regular season title and hosted a regional as the No. 5 national seed.

Texas received eight first place votes for a total of 64 points to nab the top spot and its first time being atop the preseason league poll since 2010. Oklahoma State followed in second with 52 points and one first place vote while Texas Tech was third with 49 points. TCU and Baylor round out the top five with 48 and 33 points, respectively. Oklahoma (25), Kansas State (23), West Virginia (20) and Kansas (10) wrap up the ledger.

JUNG FAVORITE TO REPEAT AS BIG 12 PLAYER OF THE YEAR

Texas Tech sophomore infielder Jace Jung was named the Big 12 Preseason Player of the Year, the conference announced on Jan 26. The 2022 Big 12 preseason awards were selected in a vote of the league's nine head coaches, who could not vote for their own players. Jung, also a unanimous first team selection, was the sole honoree from the Red Raiders' squad among preseason award recognition. Jung was the Big 12 Player of the Year in 2021, hitting .337 for the Red Raiders and led the Big 12 with 21 home runs. The infielder from San Antonio was a consensus All-American in 2021 and was selected as the NCBWA National Freshman Hitter of the Year.

BACK ON THE GOLDEN SPIKES WATCH LIST

USA Baseball announced Texas Tech sophomore infielder Jace Jung to its preseason Golden Spikes Award watch list on Feb. 15, beginning the process of identifying the top amateur baseball player in the country for the 2022 season. The 2022 preseason watch list features 55 of the nation's top amateur players from high school and college baseball. Jung headlines a group of six 2021 Golden Spikes Award semifinalists, joined by Landon Sims (Mississippi State), Jacob Berry (LSU), Austin Knight (Charlotte), Ethan Long (Arizona State), and Paul Skenes (Air Force). Berry, Jung, Knight, and Sims were also named to the midseason watch list in 2021.

COULD JUNG GIVE TECH ITS' THIRD?

The Bobby Bragan Collegiate Slugger Award (BBCSA) presented by SR Bats announced Jace Jung as part of its watch list for the 2022 college baseball season. The BBCSA is based on performance at the plate, academics and personal integrity. Jung was one of four finalists for the award in 2021. His brother Josh Jung won the award in 2019 for Texas Tech, and fellow Red Raider Hunter Hargrove won the award in 2017.

CONSENSUS PRESEASON FIRST-TEAM ALL-AMERICAN

The preseason recognition rolled in one by one leading up to the season for Jace Jung. Each of the following organizations named Jung a first-team preseason All-American.

- Collegiate Baseball Newspaper (Dec. 21)
- Perfect Game (Jan. 5)
- D1Baseball (Jan. 31)
- Baseball America (Jan. 31)
- NCBWA (Feb. 1)

TECH BASEBALL IN HIGH DEMAND

For the eighth-consecutive year, the Texas Tech baseball allotment of season tickets sold out. The anticipation for the 2022 baseball season to get started is at an all-time high for the Red Raiders' fan base as the team qualified for the NCAA Super Regional round for the third consecutive season, and fifth time in program history in 2021, and have been ranked as high as No. 4 nationally in respective 2022 preseason polls.

More than 2,750 season tickets have been sold for the 2022 season, establishing a new season ticket sales record. It is the eighth sell-out in 10 years under head coach Tim Tadlock and his staff's leadership.

PRESEASON BALL WITH THE RANGERS

The Texas Tech baseball team hosted an exhibition contest on Oct. 25, 2021 against the Texas Rangers Instructional League team. The Red Raiders won 14-11 in a 12 inning scheduled contest. Tech led by as much as nine in the game, taking an 11-2 lead into the ninth inning. The Red Raiders were led by four players who tallied two hits each in Parker Kelly, Cole Stilwell, and newcomers Owen Washburn and Hudson White. Stilwell went 2-of-3, and tallied the Red Raiders' sole home run on the night, hammering a 3-run shot over the left-field fence in the 10th, and added a single in the first. On top of his two hits, he drew three walks. Alike Stilwell, Jace Jung drew three walks, and got on base a fourth time with an RBI double that he roped to the centerfield wall in the third, scoring Dillon Carter who found the base pads via base on balls earlier in the inning. Brandon Birdsell got the start, and struck out three while on the mound for his one inning of work that was followed by a bevy of Red Raider pitchers throughout the night.

2021 Statistical Rankings

Team Statistic	Nation	Big 12	Value
Base on balls	6th	3rd	322
Home Runs per game	10th	1st	1.61
Home Runs	10th	1st	90
Slugging percentage	12th	1st	.491
Scoring	16th	2nd	7.5
On Base Percentage	27th	4th	.394
Runs	20th	3rd	421
Hits Allowed Per Nine	30th	2nd	8.04
Double Plays	28th	3rd	45
Strikeouts Per Nine	32nd	5th	9.9

Jace Jung	Nation	Big 12	Value
RBI	4th	1st	67
Home Runs	4th	1st	21
Base on Balls	11th	2nd	49
Total Bases	21st	3rd	145
Slugging Percentage	22nd	1st	.697

Individual Honors

Jace Jung (2021)

- Big 12 Player of the Year
- All-America First Team (Collegiate Baseball)
- All-America First Team (NCBWA)
- All-America First Team (Perfect Game)
- All-America Second Team (D1Baseball)
- All-America Second Team (Baseball America)
- All-America Third Team (ABCA)
- All-Big 12 First Team (Unanimous)
- NCAA Lubbock All-Regional Team
- Golden Spikes Award Semifinalist
- Dick Howser Trophy Semifinalist
- Bobby Bragan Slugger Award Finalist
- NCBWA District 7 Co-Player of the Year
- NCBWA Freshman All-American
- National Freshman Hitter of the Year
- ABCA All-Central Region

Jace Jung (2022)

- Big 12 Preseason Player of the Year
- Preseason All-Big 12 First Team (Unanimous)
- Preseason All-America First Team (Collegiate Baseball)
- Preseason All-America First Team (NCBWA)
- Preseason All-America First Team (D1Baseball)
- Preseason All-America First Team (Perfect Game)
- Preseason All-America First Team (Baseball America)
- Golden Spikes Award watch list

Kurt Wilson (2021)

- NCAA Lubbock Regional Most Outstanding Player
- NCAA Lubbock All-Regional Team

Easton Murrell (2021)

- NCAA Lubbock All-Regional Team

Cole Stilwell (2021)

- NCAA Lubbock All-Regional Team

**TEXAS TECH SPORTS NETWORK**

The Texas Tech Sports Network from Learfield Sports will carry all the exciting action of Red Raider Baseball beginning with the season opener Feb. 18-20 and all the way through the postseason. Geoff Haxton and Mike Gustafson will share play-by-play duties while Jamie Lent will provide color analysis in the broadcast booth

RED RAIDER BASEBALL AFFILIATES

CITY	STATION	FREQUENCY
Abilene/Haskell	KVRP-FM	97.1
Alpine	KVLF-AM	1240
Amarillo	KARX-FM	95.7
Amarillo	KPUR-AM	1440
Andrews	KACT-AM	1360
Andrews	KACT-FM	105.5
Artesia, N.M.	KSVP-AM	990
Austin	KOKE-AM	1600
Big Spring	KBST-FM	95.7
Brady	KNEL-FM	95.3
Breckenridge	KLXK-FM	93.5
Brownwood	KQBZ-FM	96.9
Dallas	KFXR-AM	1190
El Paso	KHEY-AM	1380
Fredericksburg	KNAF-AM	910
Hereford	KPAN-AM	860
Hereford	KPAN-FM	106.3
Hobbs, N.M.	KHOB-AM	1390
Houston	KKHT-FM	100.7
Junction	KMBL-AM	1450
Lamesa	KPET-AM	690
Lamesa	KPET-FM	105.1
Lampasas	KACQ-FM	101.9
Lampasas	KCYL-AM	1450
Lubbock	KTTU-FM	97.3
Lubbock	KXTQ-FM	100.7
Lubbock	KJTV-AM	950
Lubbock	KXQT-FM	106.5
Memphis	KLSR-FM	105.3
Midland/Odessa	KCRS-AM	550
Odessa	KCRS-FM	95.5
Pecos	KDNZ-FM	97.3
Perryton	KEYE-AM	1400
Perryton	KEYE-FM	93.7
Plainview	KREW-AM	1400
San Angelo	KLDE-FM	105.3
San Antonio	KZDC-AM	1250
San Antonio	KZDC-FM	94.5
Seminole	KSEM-FM	106.3
Seymour	KSEY-FM	94.3
Seymour	KSEY-AM	1230
Snyder	KGWG-FM	91.1
Sweetwater	KSST-AM	1240
Tyler	KTBB-AM	600
Tyler	KYZS-AM	1490
Waco	KWBT-HD2	94.5

Notes**2021 SEASON REVIEW**

Tech's 2021 season was one that saw a squad rally together and fight through a slow start and a season that plagued them with injuries. The Red Raiders won 14 in a row after its opening series. Tech finished 39-17, including 27 wins in the friendly confines of Rip Griffin Park. The team was rewarded with a No. 8 national seed in the NCAA tournament and hosted a regional for the fifth-straight year and qualified to host a Super Regional for the third time in the last five completed seasons. Tech's loss to Stanford marked the first time the Red Raiders did not advance out of the Super Regional, having been 4-0 in such series previously.

After the season, Texas Tech turned in the second-most Major League Baseball Draft selections of any team in the country with nine. Despite only a 20-round draft, Tech boasted its third-highest draft haul in school history, matching its total from 2012 while only trailing the 11 Red Raiders picked following the 2018 season and 10 chosen in 2016. Second baseman Jace Jung was heralded with many season accolades including being named a consensus All-American and Academic All-American.

LET'S MAKE IT FOUR

Only two other programs in the country have hosted a Super Regional three-consecutive seasons. The Red Raiders' have hosted a Super Regional five times in program history, and until faltering last season against Stanford, has advanced to the College World Series in their four previous tries.

5-STRAIGHT REGIONALS IN LUBBOCK

For five-consecutive postseasons, the Red Raiders have been one of 16 host sites selected to host the regional round by the NCAA Selection Committee. Texas Tech is the only program in the country to host every year since 2016. It was the first time in school history Tech secured hosting an NCAA Regional in five-straight seasons, and it was the eighth time overall. The Red Raiders have played regional action in Lubbock in 1996, 1997, 1999, 2016, 2017, 2018, 2019 and 2021.

THE LUBBOCK REGIONAL: WHERE TITANS FALL

Since Texas Tech hosted its first regional under Tadlock in 2016, several name programs have traveled to Lubbock and met their demise, including Arizona (2017), Louisville (2018), Florida (2019), North Carolina (2021) and UCLA (2021).

WAS THAT TADLOCK'S BEST COACHING JOB?

Despite significant injuries issues all season long in 2021, Tim Tadlock had the Red Raiders back in the Super Regionals for the fifth time in seven years and in position for yet another postseason run. The Red Raiders have been ranked in the Top-10 of at least one national poll for 16 of a possible 17 weeks during the 2021 season, despite starting the year with three key arms on the shelf in starters Austin Becker and Hunter Dobbins and lefty reliever Jakob Brustoski. Tech would have a fourth loss in Friday starter Brandon Birdsell. Tech also lost the Big 12 Preseason Player of the Year in Dylan Neuse and a versatile starter in Kurt Wilson around the same time it lost Birdsell. Wilson started the first 26 games of the season between various positions, mostly at third base and in the outfield, before injuring a thumb in the TCU series and missing the next seven weeks. Finally, starting outfielder Dillon Carter missed the first 20 games of the season, returning in the USF series and filling in at center field.

SNEAKY GOOD PITCHING AND DEFENSE

Tech's pitching and defense has quietly moved near the top-35 nationally in three categories last year. Tech was No. 30 in hits allowed per nine innings, No. 28 in double plays and No. 32 in strikeouts per nine innings.

BIG 12 PLAYER OF THE YEAR AWARD RESIDES IN LUBBOCK

The Big 12 Player of the Year trophy has been in the Jung household since 2019 and will remain there until at least 2022 as Jace Jung made it back-to-back Jung's to win the award. Josh Jung won it in 2019 before being picked No. 8 overall in the 2019 MLB Draft. The award was not presented in 2020. A Red Raider has now won four of the last five Big 12 Player of the Year awards - Eric Gutierrez (2016), Hunter Hargrove (2017), Josh Jung (2019), Jace Jung (2021).

TOP-3 FINISH IN CONFERENCE

Texas Tech is the only program in the Big 12 to finish in the top three of the league standings every year since 2016. The Red Raiders wrapped up conference play at 14-10, including series wins over No. 3 Texas and No. 10 TCU. Tech won six of its eight Big 12 series, including three out of the four it played on the road. The Red Raiders finished the regular season strong with series wins in three of its last four series. Tech was especially strong on the back-end of weekend series this season, going a combined 11-5 in middle games and series finales. You could look to a lack of midweek games as a potential reason for a poor record in series openers as the Red Raiders were 2-0 in Big 12 openers following midweek games and just 1-5 in openers following no midweek game.



BIG 12 PRESEASON POLL

TEAM	POINTS
1. Texas (8)	64
2. Oklahoma State (1)	52
3. Texas Tech	49
4. TCU	48
5. Baylor	33
6. Oklahoma	25
7. Kansas State	23
8. West Virginia	20
9. Kansas	10

BIG 12 PRESEASON PLAYERS OTY

C: Silas Ardoin, Texas
 IF: Peyton Graham, Oklahoma
 IF: Brayden Taylor, TCU*
 IF: Mitchell Daly, Texas
 IF: Trey Faltine, Texas
 IF: Jace Jung, Texas Tech*
 OF: Jared McKenzie, Baylor*
 OF: Dylan Phillips, Kansas State
 OF: Austin Davis, West Virginia
 DH: Ivan Melendez, Texas*
 UT: Nolan McLean, Oklahoma State
 UT: Jake Thompson, Oklahoma State
 SP/UT: Justin Campbell, Oklahoma St.*
 SP: Austin Krob, TCU
 SP: Pete Hansen, Texas
 SP: Tristan Stevens, Texas*
 RP: Aaron Nixon, Texas
 RP: Jacob Watters, West Virginia
 * - Unanimous Selection

BIG 12 UPCOMING SCHEDULE

Tuesday, March 1

Texas Tech at Dallas Baptist 2 p.m.
 Canisius at West Virginia 2 p.m.
 Oklahoma State at Arizona State 6 p.m.
 UT-Arlington at TCU 6 p.m.
 Texas at Sam Houston 6:30 p.m.
 Kansas State at Cal State Fullerton 6:30 p.m.

Wednesday, March 2

Oklahoma State at Arizona State 2 p.m.
 Missouri State at Kansas 3 p.m.
 Baylor at Rice 6:30 p.m.



BIG 12 CONFERENCE

NATIONAL RANKINGS (Feb. 28 rankings)

D1 Baseball

Team	Record
1. Texas	8-0
2. Ole Miss	6-0
3. Arkansas	4-2
4. Oklahoma State	4-2
5. Vanderbilt	5-2
6. Stanford	6-1
7. LSU	7-1
8. NC State	8-0
9. Mississippi State	4-3
10. Florida State	5-2
11. Arizona	7-1
12. Notre Dame	5-1
13. Oregon State	7-0
14. Florida	6-2
15. Georgia	7-0
16. TCU	6-1
17. Tennessee	7-0
18. Georgia Tech	7-1
19. Texas Tech	5-2
20. Liberty	6-1
21. Maryland	7-0
22. Miami, Fla.	7-1
23. Sacramento State	7-0
24. North Carolina	6-1
25. Long Beach State	2-4

Baseball America

Team	Record
1. Texas	8-0
2. Stanford	6-1
3. Notre Dame	5-1
4. Oklahoma State	4-2
5. Virginia	7-0
6. Ole Miss	6-0
7. Vanderbilt	5-2
8. LSU	7-1
9. Oregon State	7-0
10. Arkansas	4-2
11. Mississippi State	4-3
12. Florida State	5-2
13. Arizona	7-1
14. Georgia	7-0
15. NC State	8-0
16. Tennessee	7-0
17. Liberty	6-1
18. Florida	6-2
19. Georgia Tech	7-1
20. Sacramento State	7-0
21. Maryland	7-0
22. Long Beach State	2-4
23. UCLA	5-3
24. Old Dominion	5-1
25. Miami, Fla.	7-1

NCBWA

Team	Record
1. Texas	8-0
2. Ole Miss	6-0
3. Stanford	6-1
4. NC State	8-0
5. LSU	7-1
6. Vanderbilt	5-2
7. Arkansas	4-2
8. Oklahoma State	4-2
9. Oregon State	7-0
10. Georgia	7-0
11. Arizona	7-1
12. Mississippi State	4-3
13. Notre Dame	5-1
14. Tennessee	7-0
15. Florida State	5-2
16. Florida	6-2
17. TCU	6-1
18. Miami, Fla.	7-1
19. Georgia Tech	7-1
20. Maryland	7-0
21. Texas Tech	5-2
22. Liberty	6-1
23. Virginia	7-0
24. Sacramento State	7-0
25. UCLA	5-3

Collegiate Baseball

Team	Record
1. Texas	8-0
2. Stanford	6-1
3. LSU	7-1
4. Vanderbilt	5-2
5. Georgia	7-0
6. Tennessee	7-0
7. Oregon State	7-0
8. Oklahoma State	4-2
9. Notre Dame	5-1
10. Georgia Tech	7-1
11. Ole Miss	6-0
12. Virginia	7-0
13. NC State	8-0
14. Arizona	7-1
15. Liberty	6-1
16. Florida	6-2
17. Florida State	5-2
18. TCU	6-1
19. Maryland	7-0
20. Arkansas	4-2
21. North Carolina	6-1
22. Miami, Fla.	7-1
23. Texas Tech	5-2
24. Mississippi State	4-3
25. La. Tech	5-2

USA Coaches (preseason)

Team	Record
1. Texas	0-0
2. Vanderbilt	0-0
3. Mississippi State	0-0
4. Arkansas	0-0
5. Stanford	0-0
6. Ole Miss	0-0
7. LSU	0-0
8. Oklahoma State	0-0
9. NC State	0-0
10. Florida	0-0
11. Notre Dame	0-0
12. Texas Tech	0-0
13. East Carolina	0-0
14. Florida State	0-0
15. Arizona	0-0
16. Tennessee	0-0
17. Georgia	0-0
18. TCU	0-0
19. UC Irvine	0-0
20. Oregon State	0-0
21. Virginia	0-0
22. Dallas Baptist	0-0
23. Georgia Tech	0-0
24. UCLA	0-0
25. Duke	0-0

Perfect Game

Team	Record
1. Texas	8-0
2. Stanford	6-1
3. LSU	7-1
4. Oklahoma State	4-2
5. Vanderbilt	5-2
6. Notre Dame	5-1
7. NC State	8-0
8. TCU	6-1
9. Ole Miss	6-0
10. Georgia Tech	7-1
11. Arkansas	4-2
12. Arizona	7-1
13. Liberty	6-1
14. Tennessee	7-0
15. Florida State	5-2
16. Oregon State	7-0
17. Mississippi State	4-3
18. Miami, Fla.	7-1
19. Texas Tech	5-2
20. UCLA	5-3
21. Maryland	7-0
22. UC Irvine	4-3
23. Long Beach State	2-4
24. Georgia	7-0
25. West Virginia	5-2

TEXAS TECH WEEK-BY-WEEK IN THE 2022 POLLS

DATE	D1	BA	NCBWA	CB	USA	PG
Preseason	14	23	14	4	12	12
Feb. 21	20	NR	21	16	no update	21
Feb. 21	19	NR	21	23	no update	19

ALL-TIME NO. 1 RANKINGS

Poll	DATE
Collegiate Baseball	4/14/97
Collegiate Baseball	4/21/97
Collegiate Baseball	4/28/97
Collegiate Baseball	2/17/20
NCBWA	2/17/20

HIGHEST FINAL RANKING IN EACH POLL

Poll	YEAR	Ranking
Baseball America	2020	2nd
NCBWA	2019	4th
Collegiate Baseball	2019	4th
USA Today Coaches	2020	3rd
D1Baseball.com	2016, 2019, 2020	4th
Perfect Game	2020	3rd

HIGHEST RANKING IN EACH POLL

Poll	DATE	Ranking
Baseball America	3/9/20	(3x) 2nd
NCBWA	2/17/20	1st
Collegiate Baseball	2/17/20	(4x) 1st
USA Today Coaches	3/27/17	2nd
D1Baseball.com	3/5/18	(7x) 3rd
Perfect Game	3/9/20	(5x) 3rd



DAN LAW FIELD AT RIP GRIFFIN PARK

TOP-20 ATTENDANCE MARKS - SINGLE GAME

Game	Date	Attendance	Result
1. #9 Oklahoma State	June 8, 2019	4,833	L, 5-6
2. Duke	June 9, 2018	4,818	W, 6-4
Duke	June 10, 2018	4,818	L, 2-11
4. #16 East Carolina	June 12, 2016	4,817	W, 11-0
#17 East Carolina	June 11, 2016	4,817	W, 3-1 (13)
#17 East Carolina	June 10, 2016	4,817	L, 6-8
7. #16 College of Charleston	June 8, 2014	4,811	W, 1-0
#16 College of Charleston	June 7, 2014	4,811	W, 1-0
9. #9 Oklahoma State	June 9, 2019	4,782	W, 8-6
10. North Carolina	June 5, 2021	4,737	W, 7-2
11. #21 UCLA	June 6, 2021	4,737	W, 8-2
12. #9 Oklahoma State	June 7, 2019	4,732	W, 8-6
Sam Houston State	June 5, 2017	4,732	L, 3-4
Sam Houston State	June 4, 2017	4,732	L, 8-9
Sam Houston State	June 3, 2017	4,732	W, 6-0
Delaware	June 2, 2017	4,732	W, 5-2
#17 Dallas Baptist	June 6, 2016	4,732	W, 5-3
Dallas Baptist	June 5, 2016	4,732	L, 6-10
New Mexico	June 4, 2016	4,732	W, 4-3
Fairfield	June 3, 2016	4,732	W, 12-1

YEARLY ATTENDANCE - NCAA RANKINGS

YEAR	DATES	TOTAL	RANK	AVERAGE	RANK	RECORD
2012	33	94,173	21st	2,853	21st	22-11
2013	29	73,299	26th	2,527	26th	19-10
2014	35	89,355	20th	2,553	29th	33-4
2015	27	98,969	17th	3,665	13th	20-10
2016	34	130,919	15th	3,851	15th	25-9
2017	29	120,173		4,143	13th	23-6
2018	34	136,684	11th	4,142	10th	28-6
2019	37	144,339	10th	3,901	14th	30-7
2020	11	40,567	14th	3,698	13th	11-0
2021	34	119,916		3,527		27-7
Totals	299	1,048,394		3,506		238-70

TOP 3-GAME SERIES ATTENDANCE

Series	Dates	Total	Average
1. #17 East Carolina	June 10-12, 2016	14,451	4,817
2. #9 Oklahoma State	June 7-9, 2019	14,347	4,782
3. Duke	June 9-11, 2018	14,110	4,703
4. #18 Texas	May 4-6, 2018	13,296	4,432
Kansas	May 18-20, 2017	13,296	4,432
#2 TCU	April 28-30, 2017	13,296	4,432
Oklahoma State	April 21-23, 2017	13,296	4,432
#29 Baylor	April 7-9, 2017	13,296	4,432
Texas	April 22-24, 2016	13,296	4,432
10. Baylor	April 23-25, 2021	12,895	4,298

TOP 2-GAME SERIES ATTENDANCE

Series	Dates	Total	Average
1. #16 College of Charleston	June 7-8, 2014	9,622	4,811
2. #9 Stanford	June 11-12, 2021	9,464	4,732
3. New Mexico State	March 10-11, 2015	6,661	3,331
4. Stetson	March 24-25, 2019	6,524	3,262
5. New Mexico State	March 1-2, 2016	6,375	3,188
6. Grand Canyon	April 28-29, 2015	6,239	3,120
7. Oral Roberts	March 17-18, 2015	6,233	3,117
8. Alabama A&M	March 13-14, 2012	5,924	2,962
9. New Mexico	April 17-18, 2012	5,030	2,515
10. Florida Gulf Coast	March 20-21, 2012	4,959	2,480

TOP ATTENDANCE MARKS

Opening Day	4,432 vs. Oregon (Feb. 15, 2019)
Day Game	4,818 vs. Duke (June 9, 2018)
Night Game	4,833 vs. #9 Oklahoma State (June 8, 2019)
Midweek Game	4,432 vs. #4 Arizona (March 7, 2017)

Series Opener	4,818 vs. Duke (June 9, 2018)
Middle Game	4,833 vs. #9 Oklahoma State (June 8, 2019)
Series Finale	4,817 vs. #16 East Carolina (June 12, 2016)
Total Attendance	144,339, 37 games (2019)
Average Attendance	4,143, 29 games (2017)
3,000 + Attendance Games in a Season	37 (2019)*
4,000 + Attendance Games in a Season	20 (2018)*
Consecutive 3,000+ attendances	89, Apr. 7, 2017-Mar. 8, 2020

Monday	4,732, 2x, vs. Sam Houston State (June 5, 2017)
Tuesday	4,432 vs. #4 Arizona (March 7, 2017)
Wednesday	3,327 vs. Oral Roberts (March 18, 2015)
Thursday	4,393 vs. #2 TCU (April 2, 2015)
Friday	4,817 vs. #17 East Carolina (June 10, 2016)
Saturday	4,833 vs. #9 Oklahoma State (June 8, 2019)
Sunday	4,818 vs. Duke (June 10, 2018)



TEXAS TECH UNIVERSITY

THE STATE OF TEXAS' TOP ATHLETICS DEPARTMENT

- With all the talk of conference realignment in the air, it's important to remember Texas Tech has led all schools in the state of Texas in the Capital One Cup men's standings in two of the last three complete athletic seasons after finishing third nationally in 2018-19 and then 14th for the 2017-18 athletic year. Below are several other facts regarding Texas Tech's success in competition.
- Since 2017, Texas Tech has had 15 of its 17 athletic programs compete in the NCAA postseason or a bowl game.
- Texas Tech has had six different programs finish among the top-10 teams nationally in their respective sport since 2014 alone.
- The Red Raiders have appeared in 38 bowl games in their history, which ranks tied for third among Big 12 programs and among the top-25 teams in college football history.
- Texas Tech claimed the 2019 Men's Outdoor Track and Field National Championship under head coach Wes Kittley.
- Texas Tech played in the 2019 NCAA Championship Game as well as in two-consecutive Elite Eights (2018-19). The Red Raiders are one of four men's basketball programs in the country with multiple Elite Eight appearances over the last three NCAA Tournaments.
- Texas Tech has advanced to the Men's College World Series four times in recent years (2014, 2016, 2018, 2019), which is tied for the most trips to the hallowed grounds in Omaha among teams nationally since 2014.
- Lady Raider Basketball remains one of the top programs in women's college basketball history as Texas Tech ranks 19th all-time among power-five programs with its 925 victories. Backed by the legendary Sheryl Swoopes, the Lady Raiders claimed the NCAA National Championship in 1993, the first team national championship in school history.
- Since joining the Big 12 as a charter member in 1996, Texas Tech has won 27 conference titles, with 11 of those coming in the past six years alone.
- In addition to its athletics success, Texas Tech has unveiled several new facilities in recent years with the opening of the \$48 million Sports Performance Center in 2017, the Cash Family Sports Nutrition Center in 2020 and the \$32.2 million Dustin R. Womble Basketball Center this past May.

THE NATION'S MOST DEDICATED FANS

- Texas Tech boasts one of the most rabid fan bases in all of college athletics as Red Raider fans have traditionally traveled in droves for bowl trips as well as to basketball games in locations like New York City, Anaheim (CA) and Minneapolis for the Final Four as well as to Omaha for the Men's College World Series.
- To date, Texas Tech has played in the highest-attended games for three bowl games, including two prominent ones in the state of Texas: the Goodyear Cotton Bowl (Dallas), the Academy Sports + Outdoors Texas Bowl (Houston) and the Holiday Bowl (San Diego).
- The Red Raiders had 88,175 fans on tap for the 2009 Cotton Bowl when the Red Raiders faced Ole Miss in the bowl's final game at historic Fair Park. It remains the highest-attended contest in the bowl's history even with the move to AT&T Stadium in Arlington, which can reach over 100,000 fans in capacity.
- Additionally, Texas Tech helped set the Texas Bowl attendance record in 2015 when the Red Raiders faced LSU in NRG Stadium. The bowl drew 71,307 fans that night to see a pair of future NFL standouts in Texas Tech's Patrick Mahomes II and Jakeem Grant.
- At home, Texas Tech has sold out of season tickets for its baseball program over seven-consecutive seasons now and will likely be looking at another sellout in 2022 after the Red Raiders advanced to the NCAA Super Regional round this past June.
- Texas Tech has sold out of season tickets in each of its last two men's basketball seasons, giving the Red Raiders the premier homecourt advantage in college basketball at 15,000-seat United Supermarkets Arena. The Red Raiders averaged a conference-leading 14,057 fans per game during the 2019-20 basketball season.
- On social media, Texas Tech student-athletes earned the highest engagement rate on their posts among peer power-five institutions over the past athletic year. Texas Tech's social media accounts accumulated over 35 million combined video views during the 2020-21 year alone.
- Texas Tech's brand has the ability to reach the nation through its creative social media usage. Texas Tech currently boasts the fifth-highest TikTok following by athletics accounts in the nation.
- Texas Tech is annually one of the top-performing schools among the Collegiate Licensing Company's (CLC) partner institutions, ranking 19th nationally in royalties generated this past year.

A PREMIER RESEARCH INSTITUTION

- Texas Tech University is the flagship institution, with a Moody Aa1 rating, of the five-member Texas Tech University System.
- Texas Tech is one of 16 universities designated as a Carnegie Very High Research Activity Institution and a Hispanic Serving Institution.
- Texas Tech has been named Higher Education Excellence in Diversity award winner in each of the last nine years. The university currently boasts 42 percent of its students identifying as racial-ethnic minorities.
- Texas Tech is a five-star Campus Pride Institution, one of two in Texas, and No. 25 on the Campus Pride Index.
- Texas Tech has awarded over \$170 million in scholarships recently with over 50 percent of students receiving scholarship support.
- Texas Tech boasted more than \$192 million in research expenditures in 2020 alone.

Quick Facts

UNIVERSITY INFORMATION

School _____ Texas Tech University
 Location _____ Lubbock, Texas
 Founded _____ 1923
 Enrollment _____ 40,666
 Nickname _____ Red Raiders
 School Colors _____ Scarlet & Black
 Affiliation _____ NCAA Division I
 Conference _____ Big 12
 Chancellor _____ Dr. Tedd L. Mitchell
 Interim President _____ Dr. Lawrence Schovanec
 Director of Athletics _____ Kirby Hocutt
 Faculty Representative _____ Brian Shannon
 Athletic Department Phone _____ (806) 742-3355
 Ticket Office _____ (806) 742-8324

HISTORY

First Year of Baseball _____ 1926, then 1954
 All-Time Record (Years) _____ 1,815-1,339-8 (72)
 All-Time Conference Record (Years) _____ 591-645-2 (52)
 All-Time Big 12 Record (Years) _____ 332-291-2 (23)
 Against Ranked Opponents (since 1995) _____ 232-264
 SWC Tournament Record (Years) _____ 9-9 (5)
 Big 12 Tournament Record (Years) _____ 23-40 (20)
 All-Time Extra-Innings Record _____ 60-42-2
 All-Time Home Record _____ 1,171-511-5
 All-Time Road Record _____ 501-706-3
 All-Time Neutral Record _____ 143-122
 NCAA Tournament Record _____ 44-35
 NCAA Regionals _____ 15
 (1995-2002, 2004, 2014, 2016-19, 2021)
 NCAA Super Regionals _____ 6
 (2014, 2016, 2018-19, 2021)
 College World Series App. _____ 4
 (2014, 2016, 2018-19)
 Hosted NCAA Regionals _____ 8
 (1996, 1997, 1999, 2016-19, 2021)
 Conference Titles _____ 7
 (2 SWC, 5 Big 12)

COACHING STAFF

Head Coach _____ Tim Tadlock (Texas Tech '92)
 Career Record (Years) _____ 775-299 (20th Year)
 Record at TTU / years _____ 340-172 (10th Year)
 Asst. Coach/Recruiting Coordinator _____ J-Bob Thomas (10th Year)
 Asst. Coach/Pitching Coach _____ Matt Gardner (9th Year)
 Volunteer Asst. Coach _____ Eric Gutierrez (4th Year)
 Director of Operations _____ Joe Hughes (10th Year)
 Special Assistant _____ Ray Hayward (10th Year)
 Athletic Trainer _____ Bryan Simpson (9th Year)
 Dir. of Player Dev./Support Services _____ Lyndee Kiesling (6th Year)
 Equipment Manager _____ Shishir Bhakta (22nd Year)
 Baseball Office Phone _____ (806) 834-4836

STADIUM INFORMATION

Home Field _____ Dan Law Field at Rip Griffin Park
 Surface _____ FieldTurf
 Capacity _____ 4,432
 Stadium Record (2012-Present) _____ 236-71
 Dimensions _____ 330-LF, 404-CF, 330-RF
 Fence Height _____ 7'-6" / 2.29m

ATHLETICS COMMUNICATIONS

Associate Director/Baseball Contact _____ Matt Burkholder
 Cell Phone _____ (559) 862-3771
 Email _____ matt.burkholder@ttu.edu
 Twitter: _____ @TTU_Baseball
 Website _____ www.TexasTech.com
 Mailing Address _____ 2508 6th Street

Head Coach Tim Tadlock


PERSONAL

Date of Birth _____ December 21, 1968 (52 years old)
 Hometown/HS _____ Denton, TX/Denton High School, 1987

FAMILY

Wife _____ Kelly (Married 26 years - July 23, 1994)
 Children _____ Chloe and Benjamin

EDUCATION:

Bachelor's _____ Texas Tech University (1992)
 Master's _____ University of Texas at Tyler (1994)

PLAYING CAREER

1988-89 _____ Hill College
 1990-91 _____ Texas Tech

COLLEGE COACHING CAREER

1993-96 _____ Hill College Assistant Coach
 1997-2005 _____ Grayson County College Head Coach
 2006-2011 _____ Oklahoma Assistant Coach
 2012 _____ Texas Tech Assoc. Head Coach
 2013-Present _____ Texas Tech Head Coach

Collegiate Head Coaching Record _____ 775-299 (19th Season)
 Record at Texas Tech _____ 340-172 (9th Season)

AWARDS & HONORS

2018 National Coach of the Year
 2014 National Coach of the Year
 2016 Big 12 Coach of the Year

YEAR-BY-YEAR RECORDS

Year	Overall	Conf	Place	Big 12	NCAA	CWS
2013	26-30	9-15	8th	1-2	0-0	0-0
2014	45-21	14-10	4th	0-2	5-3	0-2
2015	31-24	13-11	T-3rd	1-2	0-0	0-0
2016	47-20	19-5	1st	1-2	6-4	1-2
2017	45-17	16-8	T-1st	1-2	2-2	0-0
2018	45-20	15-9	3rd	1-2	6-3	1-2
2019	46-20	16-8	1st	3-2	7-3	2-2
2020	16-3	---	---	---	---	---
2021	39-17	14-10	3rd	1-2	3-2	---
Total	340-172	116-76	---	9-16	29-17	4-8

ALL GAMES

Overall	340-172 (.664)
Home	215-59
Away	88-72
Neutral	37-41

BIG 12 CONFERENCE GAMES

Overall	116-76 (.603)
Home	63-33
Away	53-43

NON-CONFERENCE GAMES

Overall	224-96 (.700)
Home	152-26
Away	35-29
Neutral	37-41

NCAA TOURNAMENT GAMES

Overall	29-17 (.630)
Home	22-8
Away	2-1
Neutral	5-7

The 2022 season is the 10th as head coach at Texas Tech for Tim Tadlock. During his tenure, Tadlock has built his alma mater into a national powerhouse, leading the Red Raiders to four College World Series in the last seven contested seasons and claiming three of the last five Big 12 Championships.

A two-time National Coach of the Year, Tadlock was named head coach of his alma mater on June 8, 2012, becoming the ninth head coach in program history. He owns a collegiate career record of 775-299 in 18 years as a head coach with nine seasons at Grayson County College (435-127) and nine at Texas Tech (340-172).

Under Tadlock, the Red Raiders have become a national contender year in and year out. Tech is one of four schools in the nation to advance to the College World Series four times since 2014, including consecutive trips in 2018 and 2019 for the first time in school history. Tadlock has put his teams in a position to host five consecutive regionals, making Texas Tech the only school in the country to accomplish the feat. In each of the last five tournaments Tech hosted, Tech was also named a national seed having most recently been the No. 8 seed in 2021.

During Tadlock's nine seasons, the Red Raiders have recorded five 45+ win seasons and three Big 12 titles. Individually, Tech has earned 49 All-America honors, 29 Freshman All-America honors, a College Baseball Foundation National Pitcher of the Year, a Brooks Wallace Award Winner, and two Bobby Bragan Collegiate Slugger Awards. At the conference level, Tech has accumulated 57 All-Big 12 selections, four Big 12 Player of the Years, a Big 12 Pitcher of the Year, two Big 12 Freshman of the Years and a Big 12 Newcomer of the Year.

The Red Raiders have had 59 student-athletes selected in the MLB Draft under Tadlock, including a school-record 11 in 2018. In 2021, a school-record seven Red Raiders were selected within the top-10 rounds. Overall, Tadlock has coached 167 MLB Draft picks, including at least one draft pick during the last 26 seasons and has coached four first-round selections, 18 players taken in the top five rounds and 51 selections in the top-10 rounds of the draft during his coaching career.

With the remarkable team success, Tech fans have packed Rip Griffin Park in Tadlock's nine seasons. In 2015, Texas Tech sold out its season ticket allotment for the first time ever following its first appearance in the CWS. And since, Texas Tech season tickets have been sold out each ensuing season. The 2022 season marked the eighth-straight that season tickets have sold out prior to the start of the season. Tech has consistently ranked among the national leaders in attendance, finishing in the top 15 each year since 2015 while compiling a 164-45 home record in that span.

Tadlock returned to his alma mater for the 2012 season as the program's associate head coach and recruiting coordinator. During his one season in this role, the Red Raiders had a school-record nine MLB Draft picks, including first-round selection center fielder Barrett Barnes, who became the third highest draft pick in school history with the 45th overall pick.

After beginning his college coaching career as an assistant at Hill College (1993-96) for four seasons, Tadlock became the head coach at Grayson County Junior College, where he led the Vikings to back-to-back National Junior College Athletic Association World Series titles in 1999 and 2000. During his nine seasons at Grayson, Tadlock posted a 435-127 (.774) overall record while being named National Coach of the Year following both title runs (1999-2000).

After a prep career at Denton High School and two years at Hill College, Tadlock was a two-year starting shortstop for the Red Raiders while helping Texas Tech to its first-ever 40-win season as a senior in 1991 (42-18). In his two-year career at Tech, Tadlock played in 120 games, batted .289 (120-for-415) with 96 runs scored, 19 doubles, four triples, eight home runs, 68 RBI, 71 walks, 65 strikeouts and was 28-of-41 in stolen bases. Tadlock played for legendary coach Larry Hays while at Texas Tech.

Tadlock graduated with his bachelor's degree in physical education from Texas Tech in May 1992. He also earned a master's degree in education in August 1994 from the University of Texas at Tyler. Tadlock and his wife, Kelly, have two children, daughter, Chloe, and son, Benjamin. Tadlock is originally from Denton, Texas, and was born in 1968.

EXCLUSIVE COMPANY

- Texas Tech is 1 of 4 programs with four trips to Omaha since 2014.
- Texas Tech is the only school in the country that has hosted an NCAA Regional five consecutive times since 2016
- Texas Tech is the only school to earn a national seed every year since 2016, and one of three teams to earn a national seed at least four times since 2016 (Tech-5, Florida-4, Stanford-4).
- Texas Tech has 5 trips to the Super Regionals since 2014, only one program in the country has more
- Texas Tech is 1 of 2 schools nationally to sweep three-consecutive regionals

BIG 12 TITLES

- 2016, 2017, 2019 - Three regular-season championships in four years is the best span in the Big 12 since 2009-11.

45+ WIN SEASONS

- 2014 | 45-21, 14-10 | First College World Series Appearance
- 2016 | 47-20, 19-5 | Big 12 Championship, No. 5 National Seed, College World Series
- 2017 | 45-17, 16-8 | Big 12 Championship, No. 5 National Seed
- 2018 | 45-20, 15-9 | No. 9 National Seed, College World Series
- 2019 | 46-20, 16-8 | Big 12 Championship, No. 8 National Seed, College World Series Semifinals

IN THE NATIONAL RANKINGS

- Texas Tech opened the season with its highest collection of preseason rankings in program history in 2021 as a consensus top-four selection in the polls. The 2021 club narrowly edged out the 2018 squad, which was a consensus top-five selection in the preseason polls.
- The No. 3 rankings by three different polls matched the highest preseason ranking in program history.
- 2022 is the fifth straight year Tech has opened the season ranked in the top-5 of at least one preseason poll.
- This is the eighth straight year where the Red Raiders have started out ranked in a preseason poll. It is the sixth time under Tadlock - and the fifth straight year - Tech has been ranked in all six polls to open the year.
- In 2020, Tech earned a No. 1 ranking for the first time since April 14-28, 1997, when it appeared at the top of the Collegiate Baseball Newspaper poll for three weeks.

RED RAIDERS IN THE MLB DRAFT

- Under Tadlock, Texas Tech has had a whopping 59 Red Raiders selected in the MLB Draft since 2013.
- Tech has had multiple draft picks for 31-straight years, the third longest streak in the nation.
- Tadlock had a school-record 11 players drafted in the 2018 draft, followed by seven selections in 2019, including four picks in the Top 10 rounds for the second straight year.
- In 2021, a school-record seven Red Raiders were selected within the top-10 rounds.
- Tech has had 28 of its 59 total draft picks under Tadlock go in the first 10 rounds.
- Four Red Raiders have been drafted in a top-3 round in the last four drafts alone.

TADLOCK MOVES INTO 2ND PLACE ON ALL-TIME SCHOOL WINS LIST

In 2021, Tim Tadlock moved into second place on the all-time Texas Tech head coaches wins list, surpassing the late Kal Segrist's 317 wins (1986-83). He now only trails Larry Hays (1987-2012) who compiled 813 in his career.



TEXAS TECH COACHING STAFF



J-BOB THOMAS, #19
Assistant Coach
10th Season at Tech
(Abilene Christian, '05)

Coaching Capsule: J-Bob Thomas enters his 10th season as the recruiting coordinator/assistant coach at Texas Tech in 2022. Thomas works primarily with the Red Raider catchers and assists with the

team's hitters, while serving as the program's recruiting coordinator. Thomas enters his 17th year in collegiate baseball - his 10th on head coach Tim Tadlock's coaching staff at Tech. He was named assistant coach/recruiting coordinator with the Red Raiders on June 20, 2012. Known as a tireless worker and as one of the top recruiters in college baseball, Thomas has proven his abilities early and often throughout his career at Tech. He was recognized as the ABCA/Baseball America Assistant Coach of the Year in 2017 and by Perfect Game in September 2015 as one of 10 coaches nationally "who are everywhere recruiting." A native of Duncanville, Texas, Thomas played for legendary coach Bob Rombach at Duncanville High School where he led his team to three straight Texas High School state playoff appearances (1998-2000). Thomas was born in Duncanville, Texas,



MATT GARDNER, #50
Assistant Coach
9th Season at Tech
(Oklahoma State, '08)

Coaching Capsule: Matt Gardner enters his ninth season on staff at Texas Tech and his fifth as assistant coach, where he assists with the Red Raider pitching staff and catchers, while also working

with the outfielders. Gardner was promoted to assistant coach on June 26, 2017, after serving four years as the program's volunteer assistant coach. Gardner, who began his collegiate playing career for Tim Tadlock at Grayson County College in 2005, came to Tech following two seasons as pitching coach at Lubbock Christian University (2012-13). He previously spent three seasons as a graduate assistant coach (2009) and volunteer assistant coach (2010-11) at his alma mater, Oklahoma State. He is originally from Andrews, Texas, graduating from Andrews High School. Matt is the son of Rodney Gardner and Vickie Gardner, both graduates of Lubbock Christian University. His father, Rodney, was a 1975 All-American at LCU playing under former Tech head coach Larry Hays. Rodney went on to coach locally in Lubbock as well as at Abernathy and Estacado High School.



ERIC GUTIERREZ, #12
Volunteer Assistant Coach
4th Season at Tech
(Texas Tech, '18)

Coaching Capsule: Former Red Raider All-American first baseman Eric Gutierrez begins his fourth season as a volunteer assistant coach in 2022. He is the acting first base coach for the Red

Raiders. Gutierrez returned to Lubbock to join Tim Tadlock's staff in 2018 after wrapping up a professional career in the Miami Marlins organization. In 2016, Gutierrez was drafted in the 20th round by the Marlins and spent three years with the Batavia Muckdogs, Greensboro Grasshoppers and the Jupiter Hammerheads. Gutierrez, a native of Mission, was a four-year letterwinner and one of the most decorated student-athletes to don the scarlet & black at Texas Tech. He started every game of his collegiate career, primarily at first base, totaling 244 games, the most in school history. Gutierrez still holds four school records, leading the team in eight yearly categories and checks in with 30 marks that rank in the top 10 in the Tech record books.



JOE HUGHES
Director of Operations
10th Season at Tech
(Oklahoma, '08)

Career Capsule: Joe Hughes enters his 10th season as the director of baseball operations at Texas Tech in 2022. Hughes was named director of operations with the Red Raiders on July 17,

2012. Hughes is responsible for the baseball program's day-to-day operations and oversees every Tech baseball student-athletes' needs. He manages team travel, scheduling and the program's team budget. Hughes also oversees facility needs for the home of Red Raider baseball, Dan Law Field at Rip Griffin Park. In addition, Hughes serves as fall, winter and summer camp director for Red Raider baseball and works as the baseball team liaison with every area and department throughout the Texas Tech athletics department.



RAY HAYWARD
Special Assistant
10th Season at Tech
(Oklahoma, '83)

Coaching Capsule: Ray Hayward enters his 10th season on staff at Texas Tech in 2022, his fifth in the role of special assistant. Hayward was named assistant coach on June 26, 2012, as part of Tim

Tadlock's inaugural staff at Texas Tech, and served in that role for the first five years of his tenure. A former big league pitcher, scouting supervisor and one of the most respected pitching coaches in the country, Hayward came to the South Plains after spending eight years (2005-2012) at the professional ranks as the Midwest scouting supervisor for the Miami Marlins. Hayward spent five seasons in the Big 12 Conference as the pitching coach at his alma mater, Oklahoma, from 2000-2004. Prior to beginning his coaching career, Hayward pitched three seasons in the big leagues with the San Diego Padres (1986-87) and the Texas Rangers (1988). He finished his playing career in the Rangers organization in 1991 before spending six years as an area scout with the Detroit Tigers (1994-99). He returned to Norman as the Sooners pitching coach and recruiting coordinator in 2000, where he helped guide Oklahoma to three NCAA Tournament appearances in five seasons.

ADDITIONAL SUPPORT STAFF

Bryan Simpson	Athletic Trainer
Tory Stephens	Strength & Conditioning
Shishir Bhakta	Equipment Manager
Lyndee Kiesling	Director of Player Development/Support Services

2022 Texas Tech Record When...

	ALL	BIG 12
All Opponents	5-2	0-0
At Rip Griffin Park	4-0	0-0
On the road	0-0	0-0
At neutral sites	1-2	0-0
Big 12 Opponents	0-0	0-0
Non-Conference	5-2	0-0
Day Games	4-2	0-0
Night Games (6 p.m. & after)	1-0	0-0
Top-5 Teams	0-0	0-0
Top-10 Teams	0-0	0-0
Top 25 Teams	0-1	0-0
Unranked Teams <small>(as ranked by D1Baseball.com)</small>	5-1	0-0
February	5-2	0-0
March	0-0	0-0
April	0-0	0-0
May	0-0	0-0
June	0-0	0-0
Monday	0-0	0-0
Tuesday	1-0	0-0
Wednesday	0-0	0-0
Thursday	0-0	0-0
Friday	1-0	0-0
Saturday	1-1	0-0
Sunday	2-1	0-0
vs Left-handed Starter	1-0	0-0
vs Right-handed Starter	4-2	0-0
1-Run games	1-1	0-0
2-Run games	1-0	0-0
5+Run games	1-1	0-0
Extra innings	0-0	0-0
Shutouts	0-0	0-0
Scoring 0-2 runs	0-2	0-0
Scoring 3-5 runs	0-0	0-0
Scoring 6-9 runs	4-0	0-0
Scoring 10+ runs	1-0	0-0
Opponent 0-2 runs	1-1	0-0
Opponent 3-5 runs	2-0	0-0
Opponent 6-9 runs	2-0	0-0
Opponent 10+ runs	0-1	0-0
Scored in 1st inning	3-0	0-0
Opp. scored in 1st inning	2-0	0-0
Scores first	3-0	0-0
Opponent scores first	2-2	0-0
Leading after the 6th	3-0	0-0
Trailing after the 6th	2-2	0-0
Tied after the 6th	0-0	0-0
Leading after the 7th	4-0	0-0
Trailing after the 7th	1-2	0-0
Tied after the 7th	0-0	0-0
Leading after the 8th	4-0	0-0
Trailing after the 8th	1-2	0-0
Tied after the 8th	0-0	0-0
Hit 0 home runs	2-2	0-0
Hit 1 home run	2-0	0-0
Hit 2+ home runs	1-0	0-0
Opponent 0 home runs	1-1	0-0
Opponent 1 home run	3-1	0-0
Opponent 2+ HRs	1-0	0-0
Made 0 errors	2-2	0-0
Made 1 error	2-0	0-0
Made 2+ errors	1-0	0-0
Opponent made 0 errors	4-2	0-0
Opponent made 1 error	1-0	0-0
Opponent made 2+ errors	0-0	0-0
Out-hit opponent	3-0	0-0
Out-hit by opponent	1-1	0-0
Hits are tied	1-1	0-0



Numerical Roster

No.	Name	POS	B/T	HT	WT	CL	EXP	Hometown / High School / Previous School
1	Dillon Carter	OF	L/R	6-0	210	So.*	3rd Yr.	Flower Mound, Texas / Argyle HS
2	Jace Jung	INF	L/R	6-0	205	So.*	3rd Yr.	San Antonio, Texas / MacArthur HS
3	Lauden Brooks	INF	R/R	5-10	185	Fr.	1st Yr.	Mt. Carmel, Ohio / McNicholas HS
4	Kevin Bazzell	C	R/R	6-1	205	Fr.	1st Yr.	Rockwall, Texas / Rockwall HS
5	Hudson White	C/INF	R/R	5-11	195	Fr.	1st Yr.	Keller, Texas / Byron Nelson HS
7	Cody Masters	OF	L/L	6-1	195	Sr.*	5th Yr.	Coppell, Texas / Coppell HS
8	Kurt Wilson	UTL/RHP	R/R	6-2	210	Sr.*	5th Yr.	Arlington, Texas / Martin HS
9	Zac Vooletich	INF/OF	R/R	5-9	185	Jr.*	4th Yr. (1st at Tech)	San Antonio, Texas / Brandeis HS / Navarro College
10	Ty Coleman	INF/OF	R/R	5-8	190	Jr.*	4th Yr. (1st at Tech)	Midland, Texas / Midland Lee HS / Texas A&M
11	Andrew Devine	RHP	R/R	5-10	155	So.*	3rd Yr.	Simi Valley, Calif. / Simi Valley HS
13	Trevor Conley	C	L/R	5-10	195	Fr.	1st Yr.	Mt. Carmel, Ohio / West Clermont HS
14	Cooper Swanson	OF	R/R	6-0	205	Sr.*	5th Yr. (1st at Tech)	Fort Myers, Fla. / Canterbury HS / Florida State
15	Parker Kelly	INF	R/R	6-3	220	Sr.*	5th Yr.	Wichita Falls, Texas / Rider HS
16	Hayde Key	RHP	L/R	5-11	205	So.	2nd Yr.	Missouri City, Texas / Ridge Point HS
17	Drew Reynolds	C/INF	L/R	5-11	215	Fr.	1st Yr.	Chehalis, Wash. / W.F. West HS
18	Cole Stilwell	C/INF	R/R	6-1	215	Jr.*	4th Yr.	Rockwall, Texas / Heath HS
19	Easton Murrell	INF/OF	L/R	6-0	210	Sr.*	5th Yr. (4th at Tech)	Prosper, Texas / Prosper HS / Arkansas
20	Dalton Porter	OF	L/L	5-11	195	So.	2nd Yr. (1st at Tech)	Leander, Texas / Rouse HS / Texas
21	Mason Molina	LHP	R/L	6-2	220	Fr.	1st Yr.	Rancho Santa Margarita, Calif. / Trabuco Hills HS
25	Owen Washburn	RHP/OF	L/R	6-0	205	Fr.	1st Yr.	Webster, Wis. / Webster HS
28	Chase Hampton	RHP	R/R	6-2	225	So.	2nd Yr.	Kilgore, Texas / Kilgore HS
29	Jamie Hitt	LHP	L/L	6-0	190	R-Fr.	2nd Yr.	Magnolia, Texas / Concordia Lutheran HS
30	Bo Blessie	RHP	R/R	6-3	190	Jr.*	4th Yr. (1st at Tech)	Midland, Texas / Midland Lee HS / Nebraska / Midland College
31	Austin Becker	RHP	R/R	6-5	215	R-So.*	4th Yr. (3rd at Tech)	Sunbury, Ohio / Big Walnut HS / Vanderbilt
32	Trendan Parish	RHP	R/R	6-0	180	Fr.	1st Yr.	Poolville, Texas / Southwest Christian HS
33	Ryan Brome	INF/OF	L/R	5-11	225	Fr.	1st Yr.	Katy, Texas / Katy HS
34	Andrew Morris	RHP	R/R	6-0	195	Jr.*	4th Yr. (1st at Tech)	Boulder, Colo. / Monarch HS / Colorado Mesa
35	Garrett Crowley	LHP	L/L	6-3	220	Jr.*	4th Yr. (1st at Tech)	Queens, N.Y. / St. Francis Prep / Fordham
36	Shay Hartis	RHP	R/R	6-1	210	So.*	3rd Yr. (1st at Tech)	The Colony, Texas / The Colony HS / Grayson College
38	Tyler Hamilton	RHP	R/R	6-1	200	So.*	3rd Yr.	Dallas, Texas / Parish Episcopal HS
39	Jase Lopez	RHP	R/R	5-10	195	So.*	3rd Yr. (1st at Tech)	Brock, Texas / Brock HS / Weatherford JC
40	Brendan Girton	RHP	R/R	6-1	230	So.	2nd Yr.	Gage, Okla. / Shattuck HS
41	Sam Hunt	OF	L/L	6-0	185	R-Fr.	2nd Yr.	Flower Mound, Texas / Marcus HS
42	Kyle Robinson	RHP	R/R	6-4	210	Fr.	1st Yr.	Vienna, Va. / George C Marshall HS
43	Brendan Lysik	LHP	L/L	6-3	225	Fr.	1st Yr.	Waldwick, N.J. / St. Joseph Regional HS
44	Brandon Beckel	RHP	R/R	6-3	220	So.	2nd Yr.	San Antonio, Texas / Antonian College Prep HS
45	Derek Bridges	LHP	L/L	6-1	235	So.	2nd Yr.	Duncan, Okla. / Duncan HS
48	Brandon Birdsell	RHP	R/R	6-2	240	Jr.*	4th Yr. (2nd at Tech)	Willis, Texas / Willis HS / San Jacinto CC
49	Colin Clark	LHP	L/L	6-2	205	Sr.*	5th Yr. (1st at Tech)	Circleville, Ohio / Logan Elm / Youngstown State
52	Josh Sanders	RHP	R/R	6-3	180	So.	2nd Yr.	Yukon, Okla. / Yukon HS

* - indicates an additional year of eligibility was used in 2021 (i.e. player retained same class status, 2020-Fr. → 2021-Fr.)
 measure was approved by the NCAA for competitions missed in the spring of 2020 due to the COVID-19 pandemic.

Alphabetical Roster

No.	Name	POS	No.	Name	POS
4	Kevin Bazzell	C	16	Hayde Key	RHP
44	Brandon Beckel	RHP	39	Jase Lopez	RHP
31	Austin Becker	RHP	43	Brendan Lysik	LHP
48	Brandon Birdsell	RHP	7	Cody Masters	OF
30	Bo Blessie	RHP	21	Mason Molina	LHP
45	Derek Bridges	LHP	34	Andrew Morris	RHP
33	Ryan Brome	INF/OF	19	Easton Murrell	INF/OF
3	Lauden Brooks	INF	32	Trendan Parish	RHP
1	Dillon Carter	OF	20	Dalton Porter	OF
49	Colin Clark	LHP	17	Drew Reynolds	C/INF
10	Ty Coleman	INF/OF	42	Kyle Robinson	RHP
13	Trevor Conley	C	52	Josh Sanders	RHP
35	Garrett Crowley	LHP	18	Cole Stilwell	C/INF
11	Andrew Devine	RHP	14	Cooper Swanson	OF
40	Brendan Girton	RHP	9	Zac Vooletich	INF/OF
38	Tyler Hamilton	RHP	25	Owen Washburn	RHP/OF
28	Chase Hampton	RHP	5	Hudson White	C/INF
36	Shay Hartis	RHP	8	Kurt Wilson	UTL/RHP
29	Jamie Hitt	LHP			
41	Sam Hunt	OF			
2	Jace Jung	INF			
15	Parker Kelly	INF			

PRONUNCIATION GUIDE

2	Jace JUNG	Young
19	Easton MURRELL	Merr-ELL
9	Zac VOOLETICH	Voo-leh-tiche
3	LAUDEN Brooks	Say like Cow, but an L in front of it ---- den
43	Brendan LYSIK	Lie-Sick
4	Kevin BAZZELL	Bah-zelle
35	Garrett CROWLEY	Crowe-lee
		Ow! That hurts!
18	Cole STILWELL	Still-well



Results/Attendance

Date	Opponent	Score	Inns	Overall	Conference	Pitcher of record	Attend	Time
Feb 18, 2022	vs Michigan	w 7-6	9	1-0-0	0-0-0	Hampton, C. (W 1-0)	7112	3:42
Feb 19, 2022	vs Auburn	L 1-2	9	1-1-0	0-0-0	Birdsell, B. (L 0-1)	0	2:43
Feb 20, 2022	vs #15 Arizona	L 2-13	9	1-2-0	0-0-0	Molina, M. (L 0-1)	0	3:36
Feb 22, 2022	DALLAS BAPTIST	w 8-4	9	2-2-0	0-0-0	Girton, B. (W 1-0)	3557	2:55
Feb 26, 2022	KENT STATE	w 10-7	9	3-2-0	0-0-0	Girton, B. (W 2-0)	3684	3:11
Feb 27, 2022	KENT STATE-1	w 8-1	9	4-2-0	0-0-0	Birdsell, B. (W 1-1)	-	3:12
Feb 27, 2022	KENT STATE-2	w 7-5	9	5-2-0	0-0-0	Lopez, J, (W 1-0)	3779	2:46

() extra inning game



Season Stats

The Automated ScoreBook
Overall Statistics for Texas Tech (as of Feb 28, 2022)
(All games Sorted by Batting avg)

Record: 5-2 Home: 4-0 Away: 0-0 Neutral: 1-2 Conference: 0-0

Player	avg	gp-gs	ab	r	h	2b	3b	hr	rbi	tb	slg%	bb	hp	so	gdp	ob%	sf	sh	sb-att	po	a	e	fld%	
10 Ty Coleman	.346	7-7	26	6	9	2	0	2	11	17	.654	3	0	4	1	.414	0	1	0-0	0	0	0	.000	
25 Owen Washburn	.333	7-7	24	6	8	1	0	0	4	9	.375	5	1	7	0	.467	0	0	1-1	12	1	0	1.000	
1 Dillon Carter	.333	7-7	21	8	7	1	0	1	3	11	.524	5	2	8	0	.500	0	0	0-0	14	0	1	.933	
15 Parker Kelly	.313	6-5	16	3	5	0	0	0	1	5	.313	2	2	6	0	.450	0	0	1-1	0	7	0	1.000	
2 Jace Jung	.238	7-7	21	5	5	0	0	1	5	8	.381	10	1	7	0	.500	0	0	1-1	14	8	0	1.000	
20 Dalton Porter	.200	7-5	20	0	4	0	0	0	4	4	.200	1	0	4	0	.217	2	0	0-0	8	0	0	1.000	
8 Kurt Wilson	.192	7-7	26	4	5	0	1	1	7	10	.385	3	0	7	1	.267	1	0	0-0	8	11	0	1.000	
18 Cole Stilwell	.148	7-7	27	4	4	2	0	0	3	6	.222	3	2	5	0	.281	0	0	0-0	49	3	1	.981	
14 Cooper Swanson	.125	2-2	8	1	1	0	0	0	0	1	.125	0	0	5	0	.125	0	0	0-0	1	0	1	.500	
5 Hudson White	.050	7-7	20	4	1	1	0	0	3	2	.100	7	1	3	0	.321	0	0	1-1	71	13	1	.988	

19 Easton Murrell	.500	2-2	4	1	2	0	0	0	0	2	.500	2	1	1	0	.714	0	0	1-1	1	3	0	1.000	
33 Ryan Brome	.500	1-0	2	1	1	0	0	0	0	1	.500	0	0	1	0	.500	0	0	0-0	0	0	0	.000	
9 Zach Vooletich	.000	2-0	2	0	0	0	0	0	0	0	.000	1	1	0	0	.500	0	0	0-0	2	0	0	1.000	
17 Drew Reynolds	.000	1-0	1	0	0	0	0	0	0	0	.000	0	0	0	0	.000	0	0	0-0	0	0	0	.000	
3 Lauden Brooks	.000	1-0	1	0	0	0	0	0	0	0	.000	0	0	0	0	.000	0	0	0-0	0	0	0	.000	
13 Trevor Conley	.000	1-0	0	0	0	0	0	0	0	0	.000	1	0	0	0	1.000	0	0	0-0	4	0	0	1.000	
Totals	.237	7	219	43	52	7	1	5	41	76	.347	43	11	58	2	.384	3	1	5-5	186	53	4	.984	
Opponents	.224	7	228	38	51	16	0	6	37	85	.373	28	6	86	1	.320	4	0	7-10	176	50	1	.996	

LOB - Team (58), Opp (42). DPs turned - Team (2), Opp (3). IBB - Team (1), Jung, Ja. 1.

(All games Sorted by Earned run avg)

Player	era	w-l	app	gs	cg	sho	sv	ip	h	r	er	bb	so	2b	3b	hr	b/avg	wp	hp	bk	sfa	sha		
32 Trendan Parish	0.00	0-0	4	0	0	0/0	3	8.0	3	0	0	1	11	0	0	0	.111	0	0	0	0	0		
45 Derek Bridges	0.00	0-0	3	0	0	0/0	0	2.1	0	0	0	3	4	0	0	0	.000	2	1	0	0	0		
39 Jase Lopez	0.00	1-0	2	0	0	0/0	0	2.1	0	0	0	1	3	0	0	0	.000	0	0	0	0	0		
29 Jamie Hitt	0.00	0-0	2	0	0	0/0	0	2.0	0	0	0	0	2	0	0	0	.000	0	0	0	0	0		
40 Brendan Girton	2.70	2-0	3	0	0	0/0	0	6.2	3	3	2	2	11	1	0	0	.136	0	0	0	1	0		
48 Brandon Birdsell	3.00	1-1	2	2	0	0/0	0	9.0	5	3	3	5	11	1	0	0	.167	4	1	0	1	0		
49 Colin Clark	3.00	0-0	2	0	0	0/0	0	3.0	3	1	1	1	4	1	0	0	.273	0	1	0	1	0		
21 Mason Molina	3.86	0-1	2	2	0	0/0	0	7.0	4	3	3	6	12	2	0	0	.160	0	0	1	0	0		
28 Chase Hampton	4.50	1-0	2	1	0	0/0	0	6.0	4	3	3	3	5	1	0	1	.190	1	0	0	0	0		
34 Andrew Morris	9.00	0-0	2	2	0	0/0	0	9.0	9	9	9	6	16	5	0	3	.265	2	2	0	1	0		
52 Josh Sanders	18.00	0-0	2	0	0	0/0	0	2.0	6	4	4	0	2	0	0	0	.545	0	1	0	0	0		

36 Shay Hartis	0.00	0-0	1	0	0	0/0	0	1.2	0	0	0	0	1	0	0	0	.000	0	0	0	0	0		
30 Bo Blessie	27.00	0-0	1	0	0	0/0	0	1.0	4	3	3	0	0	1	0	0	.571	0	0	0	0	0		
31 Austin Becker	27.00	0-0	1	0	0	0/0	0	1.0	4	3	3	0	3	2	0	0	.571	0	0	0	0	0		
42 Kyle Robinson	27.00	0-0	1	0	0	0/0	0	0.1	1	1	1	0	0	0	0	1	.500	0	0	0	0	0		
44 Brandon Beckel	54.00	0-0	1	0	0	0/0	0	0.1	2	2	2	0	0	1	0	0	.667	0	0	0	0	0		
11 Andrew Devine	81.00	0-0	1	0	0	0/0	0	0.1	3	3	3	0	1	1	0	1	.750	1	0	0	0	0		
Totals	5.37	5-2	7	7	0	0/0	3	62.0	51	38	37	28	86	16	0	6	.224	10	6	1	4	0		
Opponents	6.44	2-5	7	7	0	0/0	1	58.2	52	43	42	43	58	7	1	5	.237	7	11	0	3	1		

PB - Team (1), White, H. 1. Pickoffs - Team (1), White, H. 1. SBA/ATT - White, H. (5-7), Birdsell, B. (3-4), Stilwell, C. (2-3), Morris, A. (2-3), Lopez, J. (0-1), Girton, B. (1-1), Bridges, D. (1-1).



Season Stats

The Automated ScoreBook
Overall Statistics for Texas Tech (as of Feb 28, 2022)
(All games Sorted by Fielding pct)

Player	c	po	a	e	fld%	dp	sba	csb	sba%	pb	ci
2 Jace Jung	22	14	8	0	1.000	1	0	0	---	0	0
8 Kurt Wilson	19	8	11	0	1.000	2	0	0	---	0	0
25 Owen Washburn	13	12	1	0	1.000	0	0	0	---	0	0
20 Dalton Porter	8	8	0	0	1.000	0	0	0	---	0	0
15 Parker Kelly	7	0	7	0	1.000	0	0	0	---	0	0
19 Easton Murrell	4	1	3	0	1.000	0	0	0	---	0	0
13 Trevor Conley	4	4	0	0	1.000	0	0	0	---	0	0
9 Zach Vooletich	2	2	0	0	1.000	0	0	0	---	0	0
36 Shay Hartis	2	1	1	0	1.000	0	0	0	---	0	0
29 Jamie Hitt	1	0	1	0	1.000	0	0	0	---	0	0
34 Andrew Morris	1	0	1	0	1.000	0	2	1	.667	0	0
28 Chase Hampton	1	0	1	0	1.000	0	0	0	---	0	0
48 Brandon Birdsell	1	0	1	0	1.000	0	3	1	.750	0	0
49 Colin Clark	1	1	0	0	1.000	0	0	0	---	0	0
45 Derek Bridges	1	0	1	0	1.000	0	1	0	1.000	0	0
52 Josh Sanders	1	0	1	0	1.000	1	0	0	---	0	0
5 Hudson White	85	71	13	1	.988	0	5	2	.714	1	0
18 Cole Stilwell	53	49	3	1	.981	2	2	1	.667	0	0
1 Dillon Carter	15	14	0	1	.933	0	0	0	---	0	0
14 Cooper Swanson	2	1	0	1	.500	0	0	0	---	0	0
32 Trendan Parish	0	0	0	0	.000	0	0	0	---	0	0
21 Mason Molina	0	0	0	0	.000	0	0	0	---	0	0
44 Brandon Beckel	0	0	0	0	.000	0	0	0	---	0	0
11 Andrew Devine	0	0	0	0	.000	0	0	0	---	0	0
10 Ty Coleman	0	0	0	0	.000	0	0	0	---	0	0
3 Lauden Brooks	0	0	0	0	.000	0	0	0	---	0	0
33 Ryan Brome	0	0	0	0	.000	0	0	0	---	0	0
30 Bo Blessie	0	0	0	0	.000	0	0	0	---	0	0
31 Austin Becker	0	0	0	0	.000	0	0	0	---	0	0
40 Brendan Girton	0	0	0	0	.000	0	1	0	1.000	0	0
39 Jase Lopez	0	0	0	0	.000	0	0	1	.000	0	0
42 Kyle Robinson	0	0	0	0	.000	0	0	0	---	0	0
17 Drew Reynolds	0	0	0	0	.000	0	0	0	---	0	0
Totals	243	186	53	4	.984	2	7	3	.700	1	0
Opponents	227	176	50	1	.996	3	5	0	1.000	0	0

Hitting minimums - 1 Games 5 AB

Pitching minimums - 1 Games 2 IP



Game-By-Game Offensive Stats

The Automated ScoreBook
 Team Game-by-Game for Texas Tech (as of Feb 28, 2022)
 Batting (All games)

Date	Opponent	ab	r	h	rbi	2b	3b	hr	tb	bb	ibb	sb	cs	hbp	sac	sf	gdp	k	po	a	e	lob	avg
Feb 18	vs Michigan	34	7	9	6	0	1	0	11	8	0	2	0	4	0	1	0	11	27	9	1	14	.265
Feb 19	vs Auburn	26	1	3	1	0	0	0	3	7	0	0	0	1	0	1	0	8	24	14	0	7	.200
Feb 20	vs Arizona	31	2	5	2	0	0	0	5	4	0	0	0	0	0	0	0	12	27	6	0	6	.187
Feb 22	DALLAS BAPTIST	32	8	10	7	2	0	0	12	7	0	1	0	1	0	0	2	5	27	6	1	8	.220
Feb 26	KENT STATE	29	10	5	10	1	0	1	9	10	1	1	0	2	1	0	0	9	27	3	0	8	.211
Feb 27	KENT STATE	35	8	12	8	4	0	1	19	4	0	0	0	1	0	1	0	5	27	9	2	9	.235
Feb 27	KENT STATE	32	7	8	7	0	0	3	17	3	0	1	0	2	0	0	0	8	27	6	0	6	.237
Totals		219	43	52	41	7	1	5	76	43	1	5	0	11	1	3	2	58	186	53	4	58	.237

The Automated ScoreBook
 Team Game-by-Game for Texas Tech (as of Feb 28, 2022)
 Pitching (All games)

Date	Opponent	ip	h	r	er	bb	so	2b	3b	hr	wp	bk	hbp	dp	ibb	score	w-l	sv	era
Feb 18	vs Michigan	9.0	9	6	6	5	12	3	0	1	2	0	1	0	0	7-6	1-0	0	6.00
Feb 19	vs Auburn	8.0	3	2	2	5	7	0	0	0	1	0	0	1	0	1-2	1-1	0	4.24
Feb 20	vs Arizona	9.0	16	13	13	5	12	7	0	1	2	1	1	0	0	2-13	1-2	0	7.27
Feb 22	DALLAS BAPTIST	9.0	5	4	3	3	11	1	0	1	1	0	0	0	0	8-4	2-2	1	6.17
Feb 26	KENT STATE	9.0	8	7	7	3	17	4	0	2	0	0	1	0	0	10-7	3-2	2	6.34
Feb 27	KENT STATE	9.0	5	1	1	2	12	1	0	0	3	0	2	0	0	8-1	4-2	2	5.43
Feb 27	KENT STATE	9.0	5	5	5	5	15	0	0	1	1	0	1	1	0	7-5	5-2	3	5.37
Totals		62.0	51	38	37	28	86	16	0	6	10	1	6	2	0	43-38	5-2	3	5.37



STREAKS

Multiple Hit Games	2	3	4	5+	Total
10 Ty Coleman	2	1	-	-	3
1 Dillon Carter	1	1	-	-	2
25 Owen Washburn	1	1	-	-	2
20 Dalton Porter	2	-	-	-	2
2 Jace Jung	1	-	-	-	1
19 Easton Murrell	1	-	-	-	1
8 Kurt Wilson	1	-	-	-	1
15 Parker Kelly	1	-	-	-	1
18 Cole Stilwell	1	-	-	-	1
TEAM	11	3	0	0	14

Multiple RBI Games	2	3	4	5+	Total
10 Ty Coleman	1	-	2	-	3
8 Kurt Wilson	-	2	-	-	2
5 Hudson White	-	1	-	-	1
1 Dillon Carter	1	-	-	-	1
2 Jace Jung	-	1	-	-	1
20 Dalton Porter	1	-	-	-	1
25 Owen Washburn	-	1	-	-	1
18 Cole Stilwell	1	-	-	-	1
TEAM	4	5	2	0	11

Hitting Streaks	Longest	Current
10 Ty Coleman	4	4
1 Dillon Carter	4	4
25 Owen Washburn	3	-
18 Cole Stilwell	2	2
15 Parker Kelly	2	2
8 Kurt Wilson	2	-
2 Jace Jung	2	1
19 Easton Murrell	1	-
14 Cooper Swanson	1	-
5 Hudson White	1	-
20 Dalton Porter	1	-
33 Ryan Brome	1	1

Reached Base Streaks	Longest	Current
25 Owen Washburn	6	-
15 Parker Kelly	6	6
1 Dillon Carter	6	6
2 Jace Jung	5	5
5 Hudson White	4	4
10 Ty Coleman	4	4
18 Cole Stilwell	4	4
8 Kurt Wilson	3	3
9 Zach Vooletich	2	2
19 Easton Murrell	2	2
20 Dalton Porter	2	-
14 Cooper Swanson	1	-
13 Trevor Conley	1	1
33 Ryan Brome	1	1



Texas Tech when...

Score by innings	1	2	3	4	5	6	7	8	9	Total
Texas Tech	7	0	9	0	2	9	10	4	2	43
Opponents	3	5	1	9	7	2	3	5	3	38

Record when ...

Overall	5-2	After 6 leading	3-0
Conference	0-0 trailing	2-2
Non-Conference	5-2 tied	0-0
Home games	4-0	After 7 leading	4-0
Away games	0-0 trailing	1-2
Neutral site	1-2 tied	0-0
Day games	4-2	After 8 leading	4-0
Night games	1-0 trailing	1-2
vs Left starter	1-0 tied	0-0
vs Right starter	4-2		
1-Run games	1-1	Hit 0 home runs	2-2
2-Run games	1-0	... 1 home run	2-0
5+Run games	1-1	... 2+ home runs	1-0
Extra innings	0-0		
Shutouts	0-0	Opponent 0 home runs	1-1
	 1 home run	3-1
Scoring 0-2 runs	0-2 2+ HRs	1-0
..... 3-5 runs	0-0		
..... 6-9 runs	4-0	Made 0 errors	2-2
..... 10+ runs	1-0 1 error	2-0
	 2+ errors	1-0
Opponent 0-2 runs	1-1		
..... 3-5 runs	2-0	Opp. made 0 errors	4-2
..... 6-9 runs	2-0 1 error	1-0
..... 10+ runs	0-1 2+ errors	0-0
Scored in 1st inning	3-0	Out-hit opponent	3-0
Opp. scored in 1st	2-0	Out-hit by opponent	1-1
Scores first	3-0	Hits are tied	1-1
Opp. scores first	2-2		

Record when team scores:

Runs	0	1	2	3	4	5	6	7	8	9	10+
W-L	0-0	0-1	0-1	0-0	0-0	0-0	0-0	2-0	2-0	0-0	1-0

Record when opponent scores:

Runs	0	1	2	3	4	5	6	7	8	9	10+
W-L	0-0	1-0	0-1	0-0	1-0	1-0	1-0	1-0	0-0	0-0	0-1

Record when leading after:

Inn.	1	2	3	4	5	6	7	8
W-L	3-0	3-0	3-0	2-0	2-0	3-0	4-0	4-0

Record when trailing after:

Inn.	1	2	3	4	5	6	7	8
W-L	1-0	1-1	1-1	2-1	2-2	2-2	1-2	1-2

Record when tied after:

Inn.	1	2	3	4	5	6	7	8
W-L	1-2	1-1	1-1	1-1	1-0	0-0	0-0	0-0

Current winning streak: 4

Longest winning streak: 4

Longest losing streak: 2

Home attendance : 11020 (3 dates avg = 3673)

Away attendance : 7112 (3 dates avg = 2370)

Total attendance: 18132 (6 dates avg = 3022)



Team Game Highs

Batting

At bats:	35	-	vs Kent State (Feb 27, 2022)
Runs scored:	10	-	vs Kent State (Feb 26, 2022)
Hits:	12	-	vs Kent State (Feb 27, 2022)
RBI:	10	-	vs Kent State (Feb 26, 2022)
Doubles:	4	-	vs Kent State (Feb 27, 2022)
Triples:	1	-	vs Michigan (Feb 18, 2022 at Arlington, TX)
Home runs:	3	-	vs Kent State (Feb 27, 2022)
Total bases:	19	-	vs Kent State (Feb 27, 2022)
Walks:	10	-	vs Kent State (Feb 26, 2022)
Strikeouts:	12	-	vs Arizona (Feb 20, 2022 at Arlington, TX)
Sac hits:	1	-	vs Kent State (Feb 26, 2022)
Sac flies:	1	-	vs Michigan (Feb 18, 2022 at Arlington, TX)
	1	-	vs Auburn (Feb 19, 2022 at Arlington, TX)
	1	-	vs Kent State (Feb 27, 2022)
Stolen bases:	2	-	vs Michigan (Feb 18, 2022 at Arlington, TX)
Hit by pitch:	4	-	vs Michigan (Feb 18, 2022 at Arlington, TX)
Runners LOB:	14	-	vs Michigan (Feb 18, 2022 at Arlington, TX)
Hit into DP:	2	-	vs Dallas Baptist (Feb 22, 2022)

Fielding

Putouts:	27	-	(6 times)
Assists:	14	-	vs Auburn (Feb 19, 2022 at Arlington, TX)
Errors:	2	-	vs Kent State (Feb 27, 2022)
Passed balls:	1	-	vs Kent State (Feb 27, 2022)
DPs turned:	1	-	vs Auburn (Feb 19, 2022 at Arlington, TX)
	1	-	vs Kent State (Feb 27, 2022)

Pitching

Innings pitched:	9.0	-	(6 times)
Runs allowed:	13	-	vs Arizona (Feb 20, 2022 at Arlington, TX)
Earned runs:	13	-	vs Arizona (Feb 20, 2022 at Arlington, TX)
Walks allowed:	5	-	(4 times)
Strikeouts:	17	-	vs Kent State (Feb 26, 2022)
Hits allowed:	16	-	vs Arizona (Feb 20, 2022 at Arlington, TX)
Doubles allowed:	7	-	vs Arizona (Feb 20, 2022 at Arlington, TX)
Homers allowed:	2	-	vs Kent State (Feb 26, 2022)
Wild pitches:	3	-	vs Kent State (Feb 27, 2022)
Hit batters:	2	-	vs Kent State (Feb 27, 2022)

Individual Game Highs

Batting

At bats:	5	-	Cooper Swanson vs Michigan (Feb 18, 2022 at Arlington, TX)
	5	-	Kurt Wilson vs Michigan (Feb 18, 2022 at Arlington, TX)
Runs scored:	3	-	Owen Washburn vs Michigan (Feb 18, 2022 at Arlington, TX)
Hits:	3	-	Owen Washburn vs Michigan (Feb 18, 2022 at Arlington, TX)
RBI:	3	-	Kurt Wilson vs Michigan (Feb 18, 2022 at Arlington, TX)
Triples:	1	-	Kurt Wilson vs Michigan (Feb 18, 2022 at Arlington, TX)
Total bases:	4	-	Kurt Wilson vs Michigan (Feb 18, 2022 at Arlington, TX)
Walks:	2	-	Jace Jung vs Michigan (Feb 18, 2022 at Arlington, TX)
	2	-	Owen Washburn vs Michigan (Feb 18, 2022 at Arlington, TX)
	2	-	Hudson White vs Michigan (Feb 18, 2022 at Arlington, TX)
Strikeouts:	3	-	(4 times)
Sac flies:	1	-	Dalton Porter vs Michigan (Feb 18, 2022 at Arlington, TX)
	1	-	Kurt Wilson vs Auburn (Feb 19, 2022 at Arlington, TX)
Stolen bases:	1	-	Easton Murrell vs Michigan (Feb 18, 2022 at Arlington, TX)
	1	-	Hudson White vs Michigan (Feb 18, 2022 at Arlington, TX)
Hit by pitch:	1	-	(5 times)
Runners LOB:	5	-	Kurt Wilson vs Michigan (Feb 18, 2022 at Arlington, TX)

Fielding

Putouts:	13	-	Hudson White vs Michigan (Feb 18, 2022 at Arlington, TX)
Assists:	5	-	Jace Jung vs Auburn (Feb 19, 2022 at Arlington, TX)
	5	-	Hudson White vs Auburn (Feb 19, 2022 at Arlington, TX)
Errors:	1	-	Cooper Swanson vs Michigan (Feb 18, 2022 at Arlington, TX)

Pitching

Innings pitched:	4.0	-	Trendan Parish vs Auburn (Feb 19, 2022 at Arlington, TX)
	4.0	-	Brandon Birdsell vs Auburn (Feb 19, 2022 at Arlington, TX)
	4.0	-	Mason Molina vs Arizona (Feb 20, 2022 at Arlington, TX)
Runs allowed:	4	-	Andrew Morris vs Michigan (Feb 18, 2022 at Arlington, TX)
Earned runs:	4	-	Andrew Morris vs Michigan (Feb 18, 2022 at Arlington, TX)
Walks allowed:	4	-	Andrew Morris vs Michigan (Feb 18, 2022 at Arlington, TX)
	4	-	Brandon Birdsell vs Auburn (Feb 19, 2022 at Arlington, TX)
Strikeouts:	6	-	Andrew Morris vs Michigan (Feb 18, 2022 at Arlington, TX)
Hits allowed:	4	-	Andrew Morris vs Michigan (Feb 18, 2022 at Arlington, TX)
	4	-	Austin Becker vs Arizona (Feb 20, 2022 at Arlington, TX)
	4	-	Bo Blessie vs Arizona (Feb 20, 2022 at Arlington, TX)
Doubles allowed:	2	-	Andrew Morris vs Michigan (Feb 18, 2022 at Arlington, TX)
	2	-	Austin Becker vs Arizona (Feb 20, 2022 at Arlington, TX)
	2	-	Mason Molina vs Arizona (Feb 20, 2022 at Arlington, TX)
Homers allowed:	1	-	Andrew Morris vs Michigan (Feb 18, 2022 at Arlington, TX)
	1	-	Andrew Devine vs Arizona (Feb 20, 2022 at Arlington, TX)
Wild pitches:	2	-	Andrew Morris vs Michigan (Feb 18, 2022 at Arlington, TX)
Hit batters:	1	-	Andrew Morris vs Michigan (Feb 18, 2022 at Arlington, TX)
	1	-	Derek Bridges vs Arizona (Feb 20, 2022 at Arlington, TX)



2022 TEXAS TECH BASEBALL

Starting Lineup by Position

PITCHER:

34 Andrew Morris _____ 2 _____ (2-0)
 21 Mason Molina _____ 2 _____ (1-1)
 48 Brandon Birdsell _____ 2 _____ (1-1)
 28 Chase Hampton _____ 1 _____ (1-0)

CATCHER:

5 Hudson White _____ 6 _____ (4-2)
 18 Cole Stilwell _____ 1 _____ (1-0)

FIRST BASE:

18 Cole Stilwell _____ 6 _____ (4-2)
 5 Hudson White _____ 1 _____ (1-0)

SECOND BASE:

2 Jace Jung _____ 7 _____ (5-2)

THIRD BASE:

15 Parker Kelly _____ 5 _____ (4-1)
 19 Easton Murrell _____ 2 _____ (1-1)

SHORTSTOP:

8 Kurt Wilson _____ 7 _____ (5-2)

LEFT FIELD:

20 Dalton Porter _____ 5 _____ (4-1)
 14 Cooper Swanson _____ 2 _____ (1-1)

CENTER FIELD:

1 Dillon Carter _____ 7 _____ (5-2)

RIGHT FIELD:

25 Owen Washburn _____ 7 _____ (5-2)

DESIGNATED HITTER:

10 Ty Coleman _____ 7 _____ (5-2)

Game-By-Game Starters By Position

Date	Opponent	C	1B	2B	3B	SS	LF	CF	RF	DH
2/18	vs. Michigan	White	Stilwell	Jung	Murrell	Wilson	Swanson	Carter	Washburn	Coleman
2/19	vs. Auburn	White	Stilwell	Jung	Murrell	Wilson	Swanson	Carter	Washburn	Coleman
2/20	vs. Arizona	Coleman	Washburn	Jung	Stilwell	Wilson	Porter	Carter	Washburn	Coleman
2/22	Dallas Baptist	White	Stilwell	Jung	Kelly	Wilson	Porter	Carter	Washburn	Coleman
2/26	Kent State	White	Stilwell	Jung	Kelly	Wilson	Porter	Carter	Washburn	Coleman
2/27	Kent State	Stilwell	White	Jung	Kelly	Wilson	Porter	Carter	Washburn	Coleman
2/27	Kent State	White	Stilwell	Jung	Kelly	Wilson	Porter	Carter	Washburn	Coleman



Game-By-Game Starters By Batting Order

Date	Opponent	Leadoff	2nd	3rd	Cleanup	5th	6th	7th	8th	9th
2/18	vs. Michigan	Swanson	Washburn	Coleman	Jung	Wilson	Murrell	Stilwell	White	Carter
2/19	vs. Auburn	Swanson	Washburn	Coleman	Jung	Wilson	Murrell	Stilwell	White	Carter
2/20	vs. Arizona	Coleman	Washburn	Jung	Stilwell	Wilson	Porter	White	Carter	Kelly
2/22	Dallas Baptist	Carter	Stilwell	Coleman	Jung	Wilson	Porter	White	Washburn	Kelly
2/26	Kent State	Carter	Stilwell	Coleman	Jung	Wilson	Porter	White	Washburn	Kelly
2/27	Kent State	Carter	Stilwell	Jung	Coleman	Wilson	Porter	White	Washburn	Kelly
2/27	Kent State	Carter	Stilwell	Jung	Coleman	Wilson	Porter	White	Washburn	Kelly

Starters Breakdown

LEADOFF:

1 Dillon Carter _____ 4 _____ (4-0)
 14 Cooper Swanson _____ 2 _____ (1-1)
 10 Ty Coleman _____ 1 _____ (0-1)

2ND SPOT:

18 Cole Stilwell _____ 4 _____ (4-0)
 25 Owen Washburn _____ 3 _____ (1-2)

3RD SPOT:

10 Ty Coleman _____ 4 _____ (3-1)
 2 Jace Jung _____ 3 _____ (2-1)

CLEANUP:

2 Jace Jung _____ 4 _____ (3-1)
 10 Ty Coleman _____ 2 _____ (2-0)
 18 Cole Stilwell _____ 1 _____ (0-1)

5TH SPOT:

8 Kurt Wilson _____ 7 _____ (5-2)

6TH SPOT:

20 Dalton Porter _____ 5 _____ (4-1)
 19 Easton Murrell _____ 2 _____ (1-1)

7TH SPOT:

5 Hudson White _____ 5 _____ (4-1)
 18 Cole Stilwell _____ 2 _____ (1-1)

8TH SPOT:

25 Owen Washburn _____ 4 _____ (4-0)
 5 Hudson White _____ 2 _____ (1-1)
 1 Dillon Carter _____ 1 _____ (0-1)

9TH SPOT:

15 Parker Kelly _____ 5 _____ (4-1)
 1 Dillon Carter _____ 2 _____ (1-1)



The Last Time Texas Tech...

Won 5 or more consecutive games 5 games (April 10-16, 2021)
Won 6 or more consecutive games 6 games (March 20-April 1, 2021)
Won 8 or more consecutive games 14 games (Feb. 26-March 15, 2021)
Won 10 or more consecutive games 14 games (Feb. 26-March 15, 2021)
Won 16 or more consecutive games 16 games (April 13-May 22, 2002)

Lost 5 or more consecutive games 5 games (March 10, 2020-Feb. 22, 2021)
Lost 6 or more consecutive games 9 games (April 2-20, 2013)
Lost 7 or more consecutive games 9 games (April 2-20, 2013)
Lost 8 or more consecutive games 9 games (April 2-20, 2013)
Lost 9 or more consecutive games 9 games (April 2-20, 2013)
Lost 10 or more consecutive games 11 games (April 12-28, 1985)
Lost 11 or more consecutive games 11 games (April 12-28, 1985)

Shutout an opponent vs. Kansas, 5-0 (May 22, 2021)
Shutout an opponent on Opening Day vs. Northern Illinois, 8-0 (Feb. 15, 2013)
Shutout an opponent at home vs. Kansas, 5-0 (May 22, 2021)
Shutout a Big 12 opponent at home vs. Kansas, 5-0 (May 22, 2021)
Shutout an opponent on the road at West Virginia (Apr. 14, 2019)
Shutout a Big 12 opponent on the road at West Virginia (Apr. 14, 2019)
Shutout an opponent on a neutral field vs. Sam Houston State 8-0 (March 6, 2021)
Shutout a midweek opponent at home vs. Texas Southern, 15-0 (7 Inn.) (March 3, 2021)
Shutout a midweek opponent on the road at #27 Dallas Baptist, 5-0 (May 8, 2012)
Shutout back-to-back opponents at UTSA, 5-0 & 3-0 (Feb. 24-25, 2018)

Was shutout vs. #9 Stanford, 0-9 (June 12, 2021)
Was shutout on Opening Day vs. #3 Indiana, 0-1 (February 14, 2014)
Was shutout at home vs. #9 Stanford, 0-9 (June 12, 2021)
Was shutout at home by a Big 12 opponent vs. #14 Oklahoma State, 0-2 (March 19, 2021)
Was shutout on the road at West Virginia (Apr. 12, 2019)
Was shutout on the road by a Big 12 opponent at West Virginia (Apr. 12, 2019)
Was shutout on a neutral field vs. West Virginia, 0-2 (May 25, 2019)
Was shutout against a midweek opponent at home vs. Abilene Christian, 0-1 (March 25, 1963)
Was shutout against a midweek opponent on the road at North Texas, 0-5 (March 16, 1987)
Was shutout against a non-conference opponent on a neutral site vs. Texas A&M, 0-9 (March 3, 2017)

Run-ruled an opponent 13-2, 7 Inn. at Oklahoma (May 16, 2021)
Run-ruled an opponent at home 17-7, 7 Inn. vs. #10 TCU (April 11, 2021)
Run-ruled a Big 12 opponent at home 17-7, 7 Inn. vs. #10 TCU (April 11, 2021)
Run-ruled an opponent on the road 13-2, 7 Inn. at Oklahoma (May 16, 2021)
Run-ruled a Big 12 opponent on the road 13-2, 7 Inn. at Oklahoma (May 16, 2021)
Was run-ruled 2-12, 7 inn. vs. TCU (May 23, 2018)
Was run-ruled at home 1-17, 7 inn. vs. Texas (April 24, 2016)
Was run-ruled by a Big 12 opponent at home 1-17, 7 inn. vs. Texas (April 24, 2016)
Was run-ruled on the road 2-12, 8 inn. at Kansas State (April 7, 2013)
Was run-ruled by a Big 12 opponent on the road 3-17, 7 inn. at Kansas (April 8, 2018)

Played in 14 or more innings 14 innings, vs. TCU (L, 1-3) (May 16, 2019)
Played in 15 or more innings 16 innings, vs. Abilene Christian (W, 6-5) (March 3, 2015)
Played in 16 or more innings 16 innings, vs. Abilene Christian (W, 6-5) (March 3, 2015)
Played in 17 or more innings 17 innings, at Southeastern Oklahoma (L, 1-2) (April 18, 1966)

Won both games of a doubleheader vs. Kent State.: 8-1, 7-5 (Feb. 27, 2022)
Shutout opponent in both games of a doubleheader vs. Northern Illinois: 8-0, 5-0 (February 20, 2015)
Lost both games of a doubleheader at #4 Nebraska: 3-4 (11 inn.), 4-14 (7 inn.) (April 29, 2006)
Was shutout in both games of a doubleheader vs. #2 Texas: 0-4, 0-10 (April 23, 2004)

Swept a 3-game series at home vs. Kent State (Feb. 26-27, 2022)
Swept a 3-game series on the road at Oklahoma (May 3-5, 2019)
Swept a 3-game Big 12 series at home vs. #16 Oklahoma State (April 26-28, 2019)
Swept a 3-game Big 12 series on the road at Oklahoma (May 3-5, 2019)

Was swept in a 3-game series at home vs. #8 TCU (March 4-6, 2011)
Was swept in a 3-game series on the road at #30 Cal State Fullerton (March 6-8, 2015)
Was swept in a 3-game Big 12 series at home vs. #19 Oklahoma State (May 11-13, 2007)
Was swept in a 3-game Big 12 series on the road at K-State (April 5-7, 2013)

Swept 3 or more Big 12 series in a season 4, 2016 (vs. OU, vs. KSU, at OSU)
Swept 4 or more Big 12 series in a season 4, 1997 & 2016

Was swept in 3 or more Big 12 series in a season 3, 2007 (@ UT, @ MU, vs. OSU)
Was swept in 4 or more Big 12 series in a season Never Happened

Defeated a Top 25 ranked team vs. #21 UCLA, 8-2 (June 6, 2021)
Defeated a Top 10 ranked team at #3 Texas, 5-3 (May 1, 2021)
Defeated a Top 5 ranked team at #3 Texas, 5-3 (May 1, 2021)
Defeated a #1 ranked team vs. #1 Florida, 6-3 (June 17, 2018)
Defeated a #1 ranked team on the road at #1 Cal State Fullerton, 11-5 (May 27, 2001)

Won a series vs. a Top 25 ranked team at #3 Texas, 6-3, 5-3, 3-11 (April 20-May 2, 2021)
Won a series vs. a Top 10 ranked team at #3 Texas, 6-3, 5-3, 3-11 (April 20-May 2, 2021)
Swept a series vs. a Top 25 ranked team vs. #16 Oklahoma State: 12-4, 10-2, 5-2 (April 26-28, 2019)
Played to a tie vs. Kansas State, 11-11 (10) (April 15, 2006)

Scored 15 or more runs in a game 15, at Oklahoma (May 15, 2021)
Scored 20 or more runs in a game 22, vs. Northern Colorado (Feb. 15, 2020)
Scored 25 or more runs in a game 26, vs. Kansas State (April 14, 2018)
Scored 27 or more runs in a game 27, at New Mexico (April 26, 2017)
Scored 31 or more runs in a game 31, vs. College of the Southwest (March 25, 1997)

Scored 5 or more runs in the first inning 5, vs. Northern Colorado (Feb. 15, 2020)
Scored 9 or more runs in the first inning 9, vs. Maine (Feb. 17, 2018)
Scored 10 or more runs in the first inning 10, vs. UTSA (February 25, 2008)
Scored 9 or more runs in an inning 9 (6th Inn.) vs. TCU (April 11, 2021)
Scored 10 or more runs in an inning 10 (2nd Inn.) vs. Houston Baptist (Feb. 15, 2020)
Scored 13 or more runs in an inning 13 (4th Inn.) vs. Kansas (April 6, 2019)
Scored 4 or more runs in 3 different innings vs. Rice: 1st (4), 3rd (4), 5th (5) (May 4, 2021)
Scored 4 or more runs in 4 different innings vs. Alabama A&M: 1st (5), 3rd (4), 5th (5), 6th (7) (March 14, 2012)

Overcame a deficit of 7 or more runs in a win 7, vs. Rice: 1-8, Won - 19-12 (March 7, 2019)
Overcame a deficit of 8 or more runs in a win 9, vs. UTRGV: 0-9, Won - 19-11 (May 1, 2019)
Overcame a deficit of 9 or more runs in a win 9, vs. UTRGV: 0-9, Won - 19-11 (May 1, 2019)
Overcame a deficit of 5 or more runs in the 9th to win 5, at #22 Oklahoma State: 2-7, Won - 11-8 (May 16, 2004)

Hit back-to-back home runs Ja. Jung, Cole Stilwell at Oklahoma, 2nd Inn. (May 15, 2021)
Hit back-to-back-to-back HRs Jung, Wilson, Murrell at Kansas State, 7th Inn. (April 1, 2021)
Hit 2 or more home runs in an inning 2, vs. Kansas, 4th Inn. (May 22, 2021)
Hit 3 or more home runs in an inning 3, at Oklahoma, 2nd Inn. (May 15, 2021)
Hit 4 or more home runs in an inning 4, at Kansas State, 7th Inn. (April 1, 2021)
Hit 3 or more home runs in a game 3, vs. Army West Point (June 4, 2021)
Hit 4 or more home runs in a game 5, at Oklahoma (May 16, 2021)
Hit 5 or more home runs in a game 5, at Oklahoma (May 16, 2021)
Hit 6 or more home runs in a game 6, at Kansas State (April 1, 2021)
Hit 7 or more home runs in a game 7, vs. Houston Baptist (Feb. 15, 2020)
Hit 8 or more home runs in a game 8, vs. Missouri (April 5, 1997)
Hit 12 or more home runs in a three-game series 12, at Oklahoma (May 14-16, 2021)
Allowed 3 or more home runs in a game 4, vs. #9 Stanford (June 12, 2021)
Allowed 4 or more home runs in a game 4, vs. #9 Stanford (June 12, 2021)
Allowed 5 or more home runs in a game 7, vs. Gonzaga (March 10, 2010)
Allowed 6 or more home runs in a game 7, vs. Gonzaga (March 10, 2010)
Allowed 7 or more home runs in a game 7, vs. Gonzaga (March 10, 2010)
Hit 2 grand slams in a game Dru Baker, Cal Conley at Oklahoma (May 15, 2021)
Hit 3 grand slams in a week Cody Masters (May 14), Dru Baker, Cal Conley (May 15, 2021)
Hit 4 or more grand slams in a season 5, Conley (2), Masters (1), Stilwell (1), Baker (1) (2021)
Hit 5 or more grand slams in a season 5, Conley (2), Masters (1), Stilwell (1), Baker (1) (2021)
Hit 6 or more grand slams in a season 6, Blair (3), Brady (1), Fuller (1), Mask (3) (2004)
Hit 9 or more grand slams in a season 9, Bard (3), Weber (3), Durham (1), O'Keeffe (1), Holzhauser (1) (1999)

Homered in 5 or more consecutive games 6 games (March 20-April 1, 2021)
Homered in 6 or more consecutive games 6 games (March 20-April 1, 2021)
Homered in 7 or more consecutive games 7 games (May 4-22, 2021)
Homered in 10 or more consecutive games 13 games (March 3-23, 2002)
Homered in 13 or more consecutive games 13 games (March 3, 2002)

Had 7 or more doubles in a game 7, at Oklahoma (May 5, 2019)
Had 10 or more doubles in a game 12, at Kansas (April 25, 2010)
Allowed 6 doubles in a game 6, UConn (March 14, 2021)
Allowed 7 or more doubles in a game 7, vs. Arizona (Feb. 20, 2022)

Did not strikeout in a game vs. Kansas (April 6, 2019)
Did not strikeout an opposing batter in a game at Missouri (March 30, 2001)
Struck out 13 or more opposing batters in a game 13, vs. #9 Stanford (June 11, 2021)
Struck out 15 or more opposing batters in a game 15, vs. North Carolina (June 5, 2021)
Struck out 16 or more opposing batters in a game 16, at Oklahoma (May 14, 2021)
Struck out 19 or more opposing batters in a game 19, vs. Florida State (Feb. 29, 2020)
Struck out 20 or more opposing batters in a game 21, vs. TCU (May 16, 2019)

Had 5 or more stolen bases in a game 6, vs. Western Illinois (February 18, 2017)
Had 6 or more stolen bases in a game 7, vs. Alabama A&M (March 13, 2012)
Had 7 or more stolen bases in a game 7, vs. Alabama A&M (March 13, 2012)
Had 8 or more stolen bases in a game 8, vs. Texas A&M-Corpus Christi (April 2, 2008)
Had 10 or more stolen bases in a game 10, vs. #13 Oklahoma (April 24, 2004)

Threw back-to-back complete games vs. #24 Baylor (March 31, 2006) & vs. #24 Baylor (April 1, 2006)
Combined on a no-hitter 4 pitchers (Beck, Kirk, Boesinger, Shipley) vs. College of the Southwest (March 20, 1990)
Combined on a one-hitter 2 pitchers (Kilian, Beeter) at Texas (Mar. 16, 2019)
Combined on a two-hitter 3 pitchers (Montgomery, Hampton, Wells) at WVU (April 18, 2021)
Combined on a three-hitter 4 pitchers (Hampton, Bridges, Queen, Girton) vs. Kansas (May 22, 2021)

Swept Baylor in a 3-game series at home 2015
Swept Baylor in a 3-game series on the road Never Happened
Was swept by Baylor in a 3-game series at home 1986
Was swept by Baylor in a 3-game series on the road 2012

Swept Kansas in a 3-game series at home 2017
Swept Kansas in a 3-game series on the road 2016
Was swept by Kansas in a 3-game series at home Never Happened
Was swept by Kansas in a 3-game series on the road 2014

Swept Kansas State in a 3-game series at home 2018
Swept Kansas State in a 3-game series on the road 1997
Was swept by Kansas State in a 3-game series at home Never Happened
Was swept by Kansas State in a 3-game series on the road 2013

Swept Oklahoma in a 3-game series at home 2016
Swept Oklahoma in a 3-game series on the road 2019
Was swept by Oklahoma in a 3-game series at home 2006
Was swept by Oklahoma in a 3-game series on the road 2011

Swept Oklahoma State in a 3-game series at home 2019
Swept Oklahoma State in a 3-game series on the road 2018
Was swept by Oklahoma State in a 3-game series at home 2007
Was swept by Oklahoma State in a 3-game series on the road 2012

Swept Texas in a 3-game series at home Never Happened
Swept Texas in a 3-game series on the road at Texas (March 17-19, 2017)
Was swept by Texas in a 3-game series at home 1992
Was swept by Texas in a 3-game series on the road 2007

Swept TCU in a 3-game series at home 1989
Swept TCU in a 3-game series on the road Never Happened
Was swept by TCU in a 3-game series at home 2011
Was swept by TCU in a 3-game series on the road 2010

Swept West Virginia in a 3-game series at home 2014
Swept West Virginia in a 3-game series on the road Never Happened
Was swept by West Virginia in a 3-game series at home Never Happened
Was swept by West Virginia in a 3-game series on the road Never Happened



The Last Time a Red Raider...

HITTING

Hit back-to-back home runs _____ Jace Jung, Cole Stilwell at Oklahoma, 2nd Inn. (May 16, 2021)
 Hit a home run to lead off a game _____ Gabe Holt at #14 OSU (May 19, 2018)
 Hit a home run for first career hit _____ Nate Rombach (3-run) vs. Houston Baptist (Feb. 15, 2020)
 Hit an inside-the-park home run _____ Cal Conley (solo) vs. Northern Colorado (Feb. 15, 2020)
 Hit a pinch-hit home run _____ Cole Stilwell (3-run) vs. South Florida (March 26, 2021)
 Had a pitcher hit a home run _____ Quinn Carpenter (solo) at Oral Roberts (April 7, 2015)

Hit a grand slam _____ Cal Conley at Oklahoma (May 15, 2021)
 Hit 2 grand slams in a week _____ Tyler Neslony vs. #3 Indiana vs. Oral Roberts (Feb. 15/Feb. 22, 2014)
 Hit 2 grand slams in a season _____ Cal Conley, 2 (2021)
 Hit 3 grand slams in a season _____ Cameron Blair, 3 (2004 & 2005)

Hit a home run in the 9th inning to tie game _____ Dru Baker at #9 Florida State (Feb. 29, 2020)
 Hit a game-winning home run _____ Cal Conley vs. TCU (10th, Solo HR) (April 11, 2021)
 Hit a walk-off home run _____ Cal Conley vs. TCU (10th, Solo HR) (April 11, 2021)
 Hit an extra-inning home run _____ Cal Conley vs. TCU (10th, Solo HR) (April 11, 2021)
 Hit an extra-inning, walk-off home run _____ Cal Conley vs. TCU (10th, Solo HR) (April 11, 2021)

Hit 2 home runs in an inning _____ Jace Jung (solo/3-run - 6th Inn.) vs. TCU (April 11, 2021)
 Hit 2 or more home runs in a game _____ Cal Conley (2) vs. Army West Point (June 4, 2021)
 Hit 3 or more home runs in a game _____ Jace Jung (3) vs. TCU (April 11, 2021)
 Hit 4 or more home runs in a game _____ Johnny Vidales vs. Sul Ross (March 20, 1984)

Homered in consecutive games _____ Nate Rombach vs. Baylor (May 26), vs. TCU (May 28, 2021)
 Homered in 3 consecutive games _____ Nate Rombach, vs. KU (May 22), vs. BU (May 26), vs. TCU (May 28, 2021)
 Homered in 4 consecutive games _____ Eric Gutierrez vs. Baylor (May 16-18), vs. #15 Kansas State (May 23, 2013)

Hit for the cycle _____ Josh Jung at New Mexico (April 17, 2018)
 Hit for the natural cycle _____ Jon Weber (1B, 2B, BB, 3B, HR) vs. Southwest Texas (April 20, 1999)
 Hit for the cycle in a Big 12 game _____ Never Happened

Had a 20-game hit streak _____ Gabe Holt, 20 games (May 6, 2018-Feb. 17, 2019)
 Had a 25-game hit streak _____ Gera Alvarez, 30 games (March 3-April 27, 2002)
 Had a 30-game hit streak _____ Gera Alvarez, 30 games (March 3-April 27, 2002)

Reached base safely in at least 50 consecutive games _____ Jace Jung 50 games (Feb. 20-May 28, 2021)
 Reached base safely in at least 53 consecutive games _____ Cameron Blair 53 games (May 22, 2004-May 16, 2005)

Had a walk-off base hit _____ Owen Washburn (B-9th) vs. Michigan (Feb. 18, 2022)
 Had a walk-off base hit in extra-innings _____ Cal Conley (HR to LF in 10th) vs. TCU (April 11, 2021)
 Had a walk-off walk _____ Michael Davis (BB w/bases loaded in 10th) vs. UNLV (March 22, 2017)
 Had a walk-off balk _____ Josh Jung (BK on 3rd in 10th) vs. #14 DU (April 20, 2018)

Had 5 or more hits in a game _____ Cal Conley (5), Dylan Neuse (5) vs. Northern Colo. (Feb. 15, 2020)
 Had 6 or more hits in a game _____ Keith Ginter 6, vs. Kansas (April 10, 1998)

Scored 5 or more runs in a game _____ Michael Davis 5, vs. K-State (April 14, 2018)
 Scored 6 or more runs in a game _____ Brian Klein 6, vs. K-State (April 13, 2018)

Hit 3 or more doubles in a game _____ Brian Klein, 3, vs. UNLV (March 4, 2020)
 Hit 2 or more triples in a game _____ Cody Farhat 2, at New Mexico (April 26, 2017)
 Hit 3 or more triples in a game _____ Jason Rainey 3, vs. Texas A&M-Corpus Christi (May 1, 2001)

Had 4 or more extra-base hits in a game _____ Roger Kieschnick 4, vs. Army (2 2B, 1 3B, 1 HR) (February 24, 2008)
 Had 5 or more extra-base hits in a game _____ Roger Kieschnick 5, at New Mexico (2 HR, 2 2B, 1 3B) (February 27, 2007)

Had 6 or more RBI in a game _____ Dru Baker 6, at Oklahoma (May 15, 2021)
 Had 7 or more RBI in a game _____ Nate Rombach 7, vs. Houston Baptist (Feb. 15, 2020)
 Had 8 or more RBI in a game _____ Josh Jung 8, at New Mexico (April 17, 2018)
 Had 9 or more RBI in a game _____ Grant Little 9, vs. K-State (April 13, 2018)

Had 4 or more walks in a game _____ Jace Jung 4, vs. Stephen F. Austin (April 13, 2021)
 Had 5 or more walks in a game _____ Todd Ritchie 5, at #20 Oklahoma State (April 5, 2014)
 Had 3 or more intentional walks in a game _____ Barrett Barnes 3, vs. #22 Oklahoma State (May 21, 2011)

Had 3 or more stolen bases in a game _____ Gabe Holt 3, at New Mexico (April 3, 2019)
 Had 4 or more stolen bases in a game _____ Willie Rueda 4, vs. Central Arkansas (March 4, 2008)

PITCHING

Threw a 7-inning no-hitter _____ Ramey Brandon vs. Eastern New Mexico - 2-0 (April 2, 1962)
 Threw a 9-inning no-hitter _____ Ruben Garcia at Baylor - 1-0 (April 23, 1971)

Carried a no-hitter through 5.0 or more innings _____ Chase Hampton, 5.0 IP, vs. Kansas (May 22, 2021)
 Carried a no-hitter through 6.0 or more innings _____ Mason Montgomery, 6.0 IP, at #9 Texas (March 17, 2019)
 Carried a no-hitter through 6.1 or more innings _____ Nathan Fouts, 6.1 IP, vs. Texas State (February 17, 2002)

Struck out 5 or more consecutive hitters _____ 5, Mason Montgomery vs. Baylor (May 26, 2021)
 Struck out 6 or more consecutive hitters _____ 6, Bryce Bonnin vs. TCU (May 18, 2019)
 Struck out 7 or more consecutive hitters _____ 8, Ryan Moseley vs. #9 Oklahoma State (April 24, 2015)
 Struck out 8 or more consecutive hitters _____ 8, Ryan Moseley vs. #9 Oklahoma State (April 24, 2015)

Struck out 12 or more batters in a game _____ 12, Mason Montgomery, at West Virginia (April 18, 2021)
 Struck out 13 or more batters in a game _____ 16, Bobby Doran, vs. Missouri (May 1, 2010)
 Struck out 14 or more batters in a game _____ 16, Bobby Doran, vs. Missouri (May 1, 2010)
 Struck out 15 or more batters in a game _____ 16, Bobby Doran, vs. Missouri (May 1, 2010)
 Struck out 16 or more batters in a game _____ 16, Bobby Doran, vs. Missouri (May 1, 2010)

Pitched a complete-game loss _____ Trey Masek (8.0 IP) vs. #15 Kansas State (May 23, 2013)

Pitched a 7-inning, complete game _____ Dusty Buck vs. #17 Baylor (May 19, 2002)

Pitched 9 or more innings _____ 9.0, Caleb Kilian at West Virginia (April 14, 2019)
 Pitched a 9-inning, complete game _____ 9.0, Caleb Kilian at West Virginia (April 14, 2019)
 Pitched a 9-inning, complete-game shutout _____ 9.0, Caleb Kilian at West Virginia (April 14, 2019)

Pitched 3 consecutive CG _____ Chris Phillips at New Mexico (February 2, 2002),
 _____ vs. TCU (February 7, 2002), vs. Houston (February 15, 2002)



TV/RADIO ROSTER



1
DILLON CARTER
So. | 3rd Yr. | OF | L/R
Flower Mound, TX
Argyle HS



2
JACE JUNG
So. | 3rd Yr. | INF | L/R
San Antonio, TX
MacArthur HS



3
LAUDON BROOKS
Fr. | 1st Yr. | INF | R/R
Mount Carmel, OH
McNicholas HS




4
KEVIN BAZELL
Fr. | 1st Yr. | C | R/R
Rockwall, TX
Rockwall HS



5
HUDSON WHITE
Fr. | 1st Yr. | C/INF | R/R
Keller, TX
Byron Nelson HS



7
CODY MASTERS
Sr. | 5th Yr. | OF | L/L
Coppell, TX
Coppell HS



8
KURT WILSON
Sr. | 5th Yr. | UTL/RHP | R/R
Arlington, TX
Martin HS



9
ZAC VOOLETICH
Jr. | 4th Yr. | INF/OF | R/R
San Antonio, TX
TR - Navarro JC



10
TY COLEMAN
Jr. | 4th Yr. | INF/OF | R/R
Midland, TX
TR - Texas A&M



11
ANDREW DEVINE
So. | 3rd Yr. | RHP | R/R
Simi Valley, CA
Simi Valley HS



13
TREVER CONLEY
Fr. | 1st Yr. | C | L/R
Mount Carmel, OH
West Clermont HS



14
COOPER SWANSON
Sr. | 5th Yr. | OF | R/R
Fort Myers, FL
TR - Florida St.



15
PARKER KELLY
Sr. | 5th Yr. | INF | R/R
Wichita Falls, TX
Rider HS



16
HAYDE KEY
So. | 2nd Yr. | RHP | L/R
Missouri City, TX
Ridge Point HS



17
DREW REYNOLDS
Fr. | 1st Yr. | C/INF | L/R
Chehalis, WA
W.F. West HS



18
COLE STILLWELL
Jr. | 4th Yr. | C/INF | R/R
Rockwall, TX
Heath HS



19
EASTON MURRELL
Sr. | 5th Yr. | INF/OF | L/R
Prosper, TX
TR - Arkansas



20
DALTON PORTER
So. | 2nd Yr. | OF | L/L
Leander, TX
TR - Texas



21
MASON MOLINA
Fr. | 1st Yr. | LHP | R/L
Rancho Santa Margarita, CA
Trabuco Hills HS



25
OWEN WASHBURN
Fr. | 1st Yr. | RHP/OF | L/R
Webster, WI
Webster HS



28
CHASE HAMPTON
So. | 2nd Yr. | RHP | R/R
Kilgore, TX
Kilgore HS



29
JAMIE HITT
RFR. | 2nd Yr. | LHP | L/L
Magnolia, TX
Concordia Lutheran HS



30
BO BLESSIE
Jr. | 4th Yr. | RHP | R/R
Midland, TX
TR - Midland College



31
AUSTIN BECKER
R-So. | 4th Yr. | RHP | R/R
Sunbury, Ohio
TR - Vanderbilt




32
TRENDAN PARISH
Fr. | 1st Yr. | RHP | R/R
Poolville, TX
Southwest Christian HS



33
RYAN BROME
Fr. | 1st Yr. | INF/OF | L/R
Katy, TX
Katy HS



34
ANDREW MORRIS
Jr. | 4th Yr. | RHP | R/R
Boulder, CO
TR - Colorado Mesa



35
GARRETT CROWLEY
Jr. | 4th Yr. | LHP | L/L
Queens, NY
TR - Fordham



36
SHAY HARTIS
So. | 3rd Yr. | RHP | R/R
The Colony, TX
TR - Grayson College



38
TYLER HAMILTON
So. | 3rd Yr. | RHP | R/R
Dallas, TX
Parish Episcopal School



39
JASE LOPEZ
So. | 3rd Yr. | RHP | R/R
Brock, TX
TR - Weatherford JC



40
BRENDAN GIRTON
So. | 2nd Yr. | RHP | R/R
Gage, OK
Shattuck HS




41
SAM HUNT
R-Fr. | 2nd Yr. | OF | L/L
Flower Mound, TX
Marcus HS



42
KYLE ROBINSON
Fr. | 1st Yr. | RHP | R/R
Vienna, VA
George C Marshall HS



43
BRENDAN LYSIK
Fr. | 1st Yr. | LHP | L/L
Waldwick, NJ
St. Joseph Regional HS




44
BRANDON BECKEL
So. | 2nd Yr. | RHP | R/R
San Antonio, TX
Antonian College Prep



45
DEREK BRIDGES
So. | 2nd Yr. | LHP | L/L
Duncan, OK
Duncan HS



48
BRANDON BIRDSSELL
Jr. | 4th Yr. | RHP | R/R
Willis, TX
TR - San Jacinto CC



49
COLIN CLARK
Sr. | 5th Yr. | LHP | L/L
Circleville, OH
TR - Youngstown State



52
JOSH SANDERS
So. | 2nd Yr. | RHP | R/R
Yukon, OK
Yukon HS



6
TIM TADLOCK
Head Coach
10th Season



19
J-BOB THOMAS
Asst. Coach
10th Season



50
MATT GARDNER
Asst. Coach
9th Season



12
ERIC GUTIERREZ
Volunteer Asst.
4th Season



RAY HAYWARD
Special Asst.
10th Season



JOE HUGHES
Dir. of Operations
10th Season