



TEXAS TECH BASEBALL

CWS (2014, 2016, 2018, 2019) | BIG 12 TITLES (1997, 1998, 2016, 2017, 2018)

SCHEDULE / RESULTS

Overall: 0-0 | Big 12: 0-0 | H: 0-0 | A: 0-0 | N: 0-0

FEBRUARY

Fri. 18	vs. Michigan*	FloBaseball	7 p.m.
Sat. 19	vs. Auburn*	FloBaseball	3 p.m.
Sun. 20	vs. Arizona*	FloBaseball	2:30 p.m.
Tue. 22	Dallas Baptist	ESPN+	2 p.m.
Fri. 25	Kent State	ESPN+	TBA
Sat. 26	Kent State	ESPN+	2 p.m.
Sun. 27	Kent State	ESPN+	1 p.m.

MARCH

Tue. 1	at Dallas Baptist	--	2 p.m.
Fri. 4	Merrimack	ESPN+	TBA
Sat. 5	Merrimack	ESPN+	12 p.m.
Sat. 5	Merrimack	ESPN+	4 p.m.
Sun. 6	Merrimack	ESPN+	1 p.m.
Tue. 8	vs. Mississippi State	--	TBA
Wed. 9	vs. Mississippi State	--	TBA
Fri. 11	at Rice	--	7 p.m.
Sat. 12	at Rice	--	2 p.m.
Sun. 13	at Rice	--	1 p.m.
Tue. 15	New Mexico	ESPN+	6:30 p.m.
Wed. 16	New Mexico	ESPN+	1 p.m.
Fri. 18	at Iowa	--	4:05 p.m.
Sat. 19	at Iowa	--	2:05 p.m.
Sun. 20	at Iowa	--	12:05 p.m.
Tue. 22	Cal Baptist	ESPN+	6:30 p.m.
Fri. 25	Texas (Big 12)	ESPN+	6:30 p.m.
Sat. 26	Texas (Big 12)	ESPN+	2 p.m.
Sun. 27	Texas (Big 12)	ESPN+	2 p.m.
Tue. 29	Stephen F. Austin	ESPN+	6:30 p.m.
Wed. 30	Stephen F. Austin	ESPN+	1 p.m.

APRIL

Fri. 1	at Kansas (Big 12)	--	6 p.m.
Sat. 2	at Kansas (Big 12)	--	2 p.m.
Sun. 3	at Kansas (Big 12)	--	1 p.m.
Tue. 5	at Grand Canyon	--	6 p.m.
Wed. 6	at Grand Canyon	--	2 p.m.
Fri. 8	Kansas State (Big 12)	ESPN+	6:30 p.m.
Sat. 9	Kansas State (Big 12)	ESPN+	2 p.m.
Sun. 10	Kansas State (Big 12)	ESPN+	1 p.m.
Tue. 12	vs. Oklahoma#	--	6 p.m.
Thu. 14	at TCU (Big 12)	--	6 p.m.
Fri. 15	at TCU (Big 12)	--	6 p.m.
Sat. 16	at TCU (Big 12)	--	2 p.m.
Mon. 18	at New Mexico	--	6:30 p.m.
Tue. 19	at New Mexico	--	1 p.m.
Fri. 22	West Virginia (Big 12)	ESPN+	6:30 p.m.
Sat. 23	West Virginia (Big 12)	ESPN+	2 p.m.
Sun. 24	West Virginia (Big 12)	ESPN+	1 p.m.
Tue. 26	Abilene Christian	ESPN+	6:30 p.m.
Fri. 29	at Baylor (Big 12)	--	6:30 p.m.
Sat. 30	at Baylor (Big 12)	--	2 p.m.

MAY

Sun. 1	at Baylor (Big 12)	--	1 p.m.
Tue. 3	at Abilene Christian	--	TBA
Fri. 13	at Oklahoma State (Big 12)	--	TBA
Sat. 14	at Oklahoma State (Big 12)	--	TBA
Sun. 15	at Oklahoma State (Big 12)	--	TBA
Thu. 19	Oklahoma (Big 12)	ESPN+	6:30 p.m.
Fri. 20	Oklahoma (Big 12)	ESPN+	6:30 p.m.
Sat. 21	Oklahoma (Big 12)	ESPN+	2 p.m.

Wednesday-Sunday, May 25-29
Phillips 66 Big 12 Championship (Arlington, Texas/Globe Life Field)

Friday-Monday, June 3-6
NCAA Regionals (Campus Sites)

Friday-Monday, June 10-13
NCAA Super Regionals (Campus Sites)

Friday-Monday, June 17-27
NCAA College World Series (Omaha, Neb./Charles Schwab Field)

All times central, subject to change

* Big 12 game / * College Baseball Showdown / # HODGETOWN (Amarillo, TX)

COACHING STAFF

6	Tim Tadlock	Head Coach (10th Season)
19	J-Bob Thomas	Asst. Coach/3rd Base (10th Season)
50	Matt Gardner	Asst. Coach (9th Season)
12	Eric Gutierrez	V. Asst. Coach/1st Base (4th Season)
	Joe Hughes	Director of Operations (10th Season)
	Ray Hayward	Special Assistant (10th Season)
	Bryan Simpson	Athletic Trainer
	Tory Stephens	Strength & Conditioning
	Shishir Bhakta	Equipment Manager
	Lyndee Kiesling	Dir. of Player Development/Support Services

Texas Tech Game Notes / Games 1-3

Dates	Time (CT)	TV	PxP	Analyst	Radio	PxP	Analyst
Feb. 18-20	7p/3p/2:30p	FloBaseball	Danny Lee	Pat Combs	TTU Sports Network	Mike Gustafson	Jamie Lent



TEXAS TECH RED RAIDERS

Head Coach _____ Tim Tadlock
Record _____ 0-0 Overall • 0-0 Big 12
Home/Away/Neutral _____ 0-0 / 0-0 / 0-0
Rankings: _____ D1: 14 • BA: 23 • Coaches: 12
_____ CB: 4 • PG: 12 • NCBWA: 14
Team Leaders (2021)
Batting Avg. _____ Jace Jung (.337)
RBI _____ Jace Jung (67)
ERA (min. 30 IP) _____ Brandon Birdsell (.306)



GM 1 • MICHIGAN WOLVERINES

Head Coach _____ Erik Bakich
Record _____ 0-0 Overall • 0-0 Big Ten
Home/Away/Neutral _____ 0-0 / 0-0 / 0-0
Rankings: _____ D1: NR • BA: NR • NCBWA: NR
_____ CB: NR • PG: NR • NCBWA: NR
Team Leaders (2021)
Batting Avg. _____ Ted Burton (.342)
RBI _____ Tito Flores (37)
ERA (min. 30 IP) _____ Cameron Weston (2.81)



GM 2 • AUBURN TIGERS

Head Coach _____ Butch Thompson
Record _____ 0-0 Overall • 0-0 SEC
Home/Away/Neutral _____ 0-0 / 0-0 / 0-0
Rankings: _____ D1: NR • BA: NR • Coaches: NR
_____ CB: NR • PG: NR • NCBWA: NR
Team Leaders (2021)
Batting Avg. _____ Garrett Farquhar (.375)
RBI _____ Brody Moore (32)
ERA (min. 30 IP) _____ Mason Barnett (5.40)



GM 3 • ARIZONA WILDCATS

Head Coach _____ Chip Hale
Record _____ 0-0 Overall • 0-0 Pac-12
Home/Away/Neutral _____ 0-0 / 0-0 / 0-0
Rankings: _____ D1: 15 • BA: 13 • Coaches: 15
_____ CB: 22 • PG: 14 • NCBWA: 10
Team Leaders (2021)
Batting Avg. _____ Daniel Susac (.335)
RBI _____ Daniel Susac (65)
ERA (min. 30 IP) _____ Dawson Netz (4.50)

Date	Opponent	Texas Tech Projected Starters	Opponent Projected Starters
Feb. 18	Michigan	RHP Andrew Morris (0-0, 0.00 ERA)	RHP Cameron Weston (0-0, 0.00 ERA)
Feb. 19	Auburn	RHP Brandon Birdsell (0-0, 0.00 ERA)	TBA (0-0, 0.00 ERA)
Feb. 20	Arizona	LHP Mason Molina (0-0, 0.00 ERA)	RHP Dawson Netz (0-0, 0.00 ERA)

Projected Texas Tech Lineup (based on 2021 stats)

Pos.	#	Name	CL	B/T	Ht./Wt.	Avg.	R	H	2B	HR	RBI	Notes
2B	2	Jace Jung	So.	L/R	6-0/205	.337	55	70	10	21	67	2021 Big 12 Player of the Year
3B	15	Parker Kelly	Sr.	R/R	6-3/220	.194	23	25	4	0	10	Has made 39 starts this season at 3B
C	5	Hudson White	Fr.	R/R	5-11/195	--	--	--	--	--	--	District Defensive MVP as a senior, Keller HS
CF	1	Dillon Carter	So.	L/R	6-0/210	.207	16	23	6	1	15	Has started 30 games, mostly in center
LF	14	Cooper Swanson	Sr.	R/R	6-0/205	--	--	--	--	--	--	Fifth-year transfer, Florida State
RF	25	Owen Washburn	Fr.	L/R	6-0/205	--	--	--	--	--	--	Father Jarrod Washburn 12-years MLB
SS	8	Kurt Wilson	Sr.	R/R	6-2/210	.274	23	29	6	3	16	Lubbock Regional Most Outstanding Player
1B	18	Cole Stilwell	Jr.	R/R	6-1/215	.288	29	42	12	8	33	Hitting .333 since May (leads team)
DH	19	Easton Murrell	Jr.	L/R	6-0/210	.250	37	36	8	4	20	Career-high 3 hits in the Regional Final

Headlines in 1-2-3

* The Texas Tech baseball season kicks off at the State Farm College Showdown, Feb. 18-20, hosted at Globe Life Field, home of the Texas Rangers in Arlington, Texas. Of the six teams in Arlington this opening weekend, Tech is the sole program making its second trip as it was a part of the inaugural event last season. Tech will face off against Michigan (Big Ten), Auburn (SEC) and Arizona (Pac-12) over the next three days. In 2021, Tech dropped each of its contests (Arkansas, Ole Miss, Mississippi State) to three SEC programs each ranked in the top 10 at the time. The Red

Raiders went on to win 14-straight games and finished the season 39-17, hosted a regional as the No. 8 national seed and hosted the Super Regional round as well.

* Texas Tech was voted third in the 2022 Big 12 Baseball Preseason Poll. Positioned No. 3, the Red Raiders face their first uphill fight after four-straight seasons (2018-2021) being pegged the preseason favorite. The last time Tech was not picked preseason No. 1, they were slotted third in 2017, the Red Raiders won the Big 12 regular season title and hosted a regional

as the No. 5 national seed in 2017.

* The 2022 Red Raiders feature 21 new faces and 19 veterans. Tech returns six position players that started at least 30 games and 11 pitchers including Brandon Birdsell who was selected in the 11th round of last year's MLB draft. Meanwhile, Jace Jung is who's grabbed the headlines, as the 2021 Big 12 Player of the Year, enters 2022 as the conference's preseason player of the year, a Golden Spikes Watch Lister, and a five-time first team preseason All-American.

Big 12 Standings

SCHOOL	BIG 12	PCT.	HOME	AWAY	OVERALL	HOME	AWAY	NEUTRAL	PCT.	STREAK
Texas Tech	0-0	.000	0-0	0-0	0-0	0-0	0-0	0-0	.000	
Texas	0-0	.000	0-0	0-0	0-0	0-0	0-0	0-0	.000	
Oklahoma	0-0	.000	0-0	0-0	0-0	0-0	0-0	0-0	.000	
TCU	0-0	.000	0-0	0-0	0-0	0-0	0-0	0-0	.000	
Oklahoma State	0-0	.000	0-0	0-0	0-0	0-0	0-0	0-0	.000	
West Virginia	0-0	.000	0-0	0-0	0-0	0-0	0-0	0-0	.000	
Baylor	0-0	.000	0-0	0-0	0-0	0-0	0-0	0-0	.000	
Kansas State	0-0	.000	0-0	0-0	0-0	0-0	0-0	0-0	.000	
Kansas	0-0	.000	0-0	0-0	0-0	0-0	0-0	0-0	.000	

**Media Information**

The Texas Tech Athletics Communications office is here to serve the media throughout the 2022 Red Raider Baseball season. Media members in need of assistance can contact Matt Burkholder in the Athletics Communications office at matt.burkholder@ttu.edu.

MEDIA CREDENTIALS

Media members covering the Texas Tech baseball program at Dan Law Field at Rip Griffin Park during the 2022 season must be issued a working credential from the Texas Tech Athletics Communications office. All requests for media credentials must be made via e-mail to Matt Burkholder.

VIDEO HIGHLIGHTS/NEWS CONFERENCES

Video from news conferences and games will be available to the media via FTP. Broadcast quality video footage (game highlights, post-practice interviews, post-game interviews, etc) are available at www.ttumedia.com. Please contact the athletics communications office for login instructions.

POSTGAME INTERVIEWS

Texas Tech players and head coach Tim Tadlock will be available to the media following a brief cooling down period. All Texas Tech Athletics postgame interviews are to be conducted inside the club level suite deck on the first base side of Rip Griffin Park.

PRESS BOX SERVICES

A complete NCAA box score and pertinent game facts will be distributed to members of the working media following the conclusion of the game. Game notes, statistics, lineups, and rosters are provided prior to first pitch.

FOLLOW THE RED RAIDERS

Texas Tech fans can follow the Red Raiders all season on Twitter (@TTU_Baseball) as well as Facebook, Instagram, and the official website of Texas Tech Athletics, www.TexasTech.com. All Red Raider home games not picked up for national television will be streamed on Big 12 Now on ESPN+.

PRACTICES

Please contact Matt Burkholder if you would like to attend practice. Practices normally begin around 2:30 p.m. and end around 5 p.m. during the week. All field-level areas are closed to the media.

USE OF AUDIO/VIDEO

Any media entity collecting any sort of "video or audio materials" (film, traditional video or audio, digital video or audio, photos, etc.) from Texas Tech University Athletics game events or press conference/media events may use that material only for traditional television newscasts, Web-based or print coverage, or other electronic transmission as approved by the University in writing, with a limitation of up to three (3) minutes in length from any single event. Such media entity may not offer any live video, audio or other coverage of the event without the advance, written permission of Texas Tech University Athletics.

This policy includes all games, matches and events involving any of Texas Tech's athletic programs. It includes all media events -- press conferences, pre/post-practice interviews and pre/post-game interviews. An exception would be a one-on-one interview arranged through the Texas Tech Athletics Communications office with a Texas Tech, coach, athlete or administrator.

Notes**SCOUTING - MICHIGAN (GM 1, FRIDAY)**

- Michigan was picked to finish second behind Nebraska in the 2022 Big Ten preseason poll.
- The trio of Ted Burton, INF, Jr., Clark Elliott, OF, Jr., and Cam Weston, RHP, Jr., received Big Ten preseason honors.
- Michigan finished 27-17 in the 2021 regular season, advanced to Regionals and saw three players drafted.
- Michigan boasts a veteran lineup with every projected starter to be at least a junior.
- Tech owns a 7-2 all-time series advantage, however, Michigan owns the last two wins defeating the Red Raiders twice in the 2019 College World Series.

SCOUTING - AUBURN (GM 2, SATURDAY)

- Tech will face Auburn for the first time in program history.
- Auburn was picked to finish seventh out of seven teams in the SEC Western Division in the 2022 preseason poll.
- Auburn did not have a representative in the 2022 SEC Preseason all-conference team.
- Auburn finished 25-27 in the 2021 season and sat sixth in the SEC West and 12th overall.
- The Tigers return 11 position players and nine pitchers from last year's team, and are welcoming 12 newcomers.

SCOUTING - ARIZONA (GM 3, SUNDAY)

- Arizona was picked to finish third behind Stanford and Oregon State in the 2022 Pac-12 preseason poll.
- Arizona, like Texas Tech, enters the season ranked in the Top 25 in every major national preseason poll.
- Arizona kicks off an era this weekend with first-year head coach Chip Hale.
- Arizona has scored at least one run in 172 consecutive games, the longest active scoring streak in the Power 5.
- Sophomore catcher Daniel Susac was unanimously chosen as a First Team Preseason All-American
- Transfer and left-handed reliever Holden Christian also earned Preseason All-America recognition, earning Second Team status from D1Baseball
- Arizona leads the all-time series, 11-6. Tech is 2-0 in neutral site games (a pair of games played in Fresno, Calif. in March 1993).

RED RAIDERS MAKE RETURN TRIP TO COLLEGE SHOWDOWN

The Texas Tech Baseball season kicks off at the State Farm College Showdown, hosted at Globe Life Field, home of the Texas Rangers in Arlington, Texas. Of the six teams in Arlington this opening weekend, Tech is the sole program making its second trip as it was a part of the inaugural event last season. In 2021, Tech dropped all three contests (Arkansas, Ole Miss, Mississippi State) to three SEC teams each ranked in the top 10 at the time. The Red Raiders went on to win 14-straight games and finished the season 39-17, hosted a regional as the National No. 8 seed - and is the only team in the nation to host a regional each season since 2016 - and advanced to host a Super Regional for a third consecutive season making them one of three programs to host a super three consecutive season.

EARN IT IN LEAGUE PLAY

Texas Tech was voted third in the 2022 Big 12 Baseball Preseason Poll, the conference revealed on Jan. 27. The league's nine head coaches voted the order and were not permitted to vote for their own team.

Positioned No. 3, the Red Raiders face their first uphill fight after four-straight seasons being pegged the preseason favorite (2018-2021). The last time Tech was not picked preseason No. 1, they were slotted third in 2017, which marked, at the time, the Red Raiders' highest preseason ranking since being picked third in 2000. In 2017, the Red Raiders won the Big 12 regular season title and hosted a regional as the No. 5 national seed.

Texas received eight first place votes for a total of 64 points to nab the top spot and its first time being atop the preseason league poll since 2010. Oklahoma State followed in second with 52 points and one first place vote while Texas Tech was third with 49 points. TCU and Baylor round out the top five with 48 and 33 points, respectively. Oklahoma (25), Kansas State (23), West Virginia (20) and Kansas (10) wrap up the ledger.

JUNG FAVORITE TO REPEAT AS BIG 12 PLAYER OF THE YEAR

Texas Tech sophomore infielder Jace Jung was named the Big 12 Preseason Player of the Year, the conference announced on Jan 26. The 2022 Big 12 preseason awards were selected in a vote of the league's nine head coaches, who could not vote for their own players. Jung, also a unanimous first team selection, was the sole honoree from the Red Raiders' squad among preseason award recognition. Jung was the Big 12 Player of the Year in 2021, hitting .337 for the Red Raiders and led the Big 12 with 21 home runs. The infielder from San Antonio was a consensus All-American in 2021 and was selected as the NCBWA National Freshman Hitter of the Year.

BACK ON THE GOLDEN SPIKES WATCH LIST

USA Baseball announced Texas Tech sophomore infielder Jace Jung to its preseason Golden Spikes Award watch list on Feb. 15, beginning the process of identifying the top amateur baseball player in the country for the 2022 season. The 2022 preseason watch list features 55 of the nation's top amateur players from high school and college baseball. Jung headlines a group of six 2021 Golden Spikes Award semifinalists, joined by Landon Sims (Mississippi State), Jacob Berry (LSU), Austin Knight (Charlotte), Ethan Long (Arizona State), and Paul Skenes (Air Force). Berry, Jung, Knight, and Sims were also named to the midseason watch list in 2021.

COULD JUNG GIVE TECH ITS' THIRD?

The Bobby Bragan Collegiate Slugger Award (BBCSA) presented by SR Bats announced Jace Jung as part of its watch list for the 2022 college baseball season. The BBCSA is based on performance at the plate, academics and personal integrity. Jung was one of four finalists for the award in 2021. His brother Josh Jung won the award in 2019 for Texas Tech, and fellow Red Raider Hunter Hargrove won the award in 2017.

Notes

CONSENSUS PRESEASON FIRST-TEAM ALL-AMERICAN

The preseason recognition rolled in one by one leading up to the season for Jace Jung. Each of the following organizations named Jung a first-team preseason All-American.

- Collegiate Baseball Newspaper (Dec. 21)
- Perfect Game (Jan. 5)
- D1Baseball (Jan. 31)
- Baseball America (Jan. 31)
- NCBWA (Feb. 1)

TECH BASEBALL IN HIGH DEMAND

For the eighth-consecutive year, the Texas Tech baseball allotment of season tickets sold out. The anticipation for the 2022 baseball season to get started is at an all-time high for the Red Raiders' fan base as the team qualified for the NCAA Super Regional round for the third consecutive season, and fifth time in program history in 2021, and have been ranked as high as No. 4 nationally in respective 2022 preseason polls.

More than 2,750 season tickets have been sold for the 2022 season, establishing a new season ticket sales record. It is the eighth sell-out in 10 years under head coach Tim Tadlock and his staff's leadership.

PRESEASON FUN WITH THE RANGERS

The Texas Tech baseball team hosted an exhibition contest on Oct. 25, 2021 against the Texas Rangers Instructional League team. The Red Raiders won 14-11 in a 12 inning scheduled contest. Tech led by as much as nine in the game, taking an 11-2 lead into the ninth inning. The Red Raiders were led by four players who tallied two hits each in Parker Kelly, Cole Stilwell, and newcomers Owen Washburn and Hudson White. Stilwell went 2-of-3, and tallied the Red Raiders' sole home run on the night, hammering a 3-run shot over the left-field fence in the 10th, and added a single in the first. On top of his two hits, he drew three walks. Alike Stilwell, Jace Jung drew three walks, and got on base a fourth time with an RBI double that he roped to the centerfield wall in the third, scoring Dillon Carter who found the base pads via base on balls earlier in the inning. Brandon Birdsell got the start, and struck out three while on the mound for his one inning of work that was followed by a bevy of Red Raider pitchers throughout the night.

2021 SEASON REVIEW

Tech's 2021 season was one that saw a squad rally together and fight through a slow start and a season that plagued them with injuries. The Red Raiders won 14 in a row after its opening series. Tech finished 39-17, including 27 wins in the friendly confines of Rip Griffin Park. The team was rewarded with a No. 8 national seed in the NCAA tournament and hosted a regional for the fifth-straight year and qualified to host a Super Regional for the third time in the last five completed seasons. Tech's loss to Stanford marked the first time the Red Raiders did not advance out of the Super Regional, having been 4-0 in such series previously.

After the season, Texas Tech turned in the second-most Major League Baseball Draft selections of any team in the country with nine. Despite only a 20-round draft, Tech boasted its third-highest draft haul in school history, matching its total from 2012 while only trailing the 11 Red Raiders picked following the 2018 season and 10 chosen in 2016. Second baseman Jace Jung was heralded with many season accolades including being named a consensus All-American and Academic All-American.

LET'S MAKE IT FOUR

Only two other programs in the country have hosted a Super Regional three-consecutive seasons. The Red Raiders' have hosted a Super Regional five times in program history, and until faltering last season against Stanford, has advanced to the College World Series in their four previous tries.

5-STRAIGHT REGIONALS IN LUBBOCK

For five-consecutive postseasons, the Red Raiders have been one of 16 host sites selected to host the regional round by the NCAA Selection Committee. Texas Tech is the only program in the country to host every year since 2016. It was the first time in school history Tech secured hosting an NCAA Regional in five-straight seasons, and it was the eighth time overall. The Red Raiders have played regional action in Lubbock in 1996, 1997, 1999, 2016, 2017, 2018, 2019 and 2021.

THE LUBBOCK REGIONAL: WHERE TITANS FALL

Since Texas Tech hosted its first regional under Tadlock in 2016, several name programs have traveled to Lubbock and met their demise, including Arizona (2017), Louisville (2018), Florida (2019), North Carolina (2021) and UCLA (2021).

WAS THAT TADLOCK'S BEST COACHING JOB?

Despite significant injuries issues all season long in 2021, Tim Tadlock had the Red Raiders back in the Super Regionals for the fifth time in seven years and in position for yet another postseason run. The Red Raiders have been ranked in the Top-10 of at least one national poll for 16 of a possible 17 weeks during the 2021 season, despite starting the year with three key arms on the shelf in starters Austin Becker and Hunter Dobbins and lefty reliever Jakob Brustoski. Tech would have a fourth loss in Friday starter Brandon Birdsell. Tech also lost the Big 12 Preseason Player of the Year in Dylan Neuse and a versatile starter in Kurt Wilson around the same time it lost Birdsell. Wilson started the first 26 games of the season between various positions, mostly at third base and in the outfield, before injuring a thumb in the TCU series and missing the next seven weeks. Finally, starting outfielder Dillon Carter missed the first 20 games of the season, returning in the USF series and filling in at center field.

2021 Statistical Rankings

Team Statistic	Nation	Big 12	Value
Base on balls	6th	3rd	322
Home Runs per game	10th	1st	1.61
Home Runs	10th	1st	90
Slugging percentage	12th	1st	.491
Scoring	16th	2nd	7.5
On Base Percentage	27th	4th	.394
Runs	20th	3rd	421
Hits Allowed Per Nine	30th	2nd	8.04
Double Plays	28th	3rd	45
Strikeouts Per Nine	32nd	5th	9.9

Jace Jung	Nation	Big 12	Value
RBI	4th	1st	67
Home Runs	4th	1st	21
Base on Balls	11th	2nd	49
Total Bases	21st	3rd	145
Slugging Percentage	22nd	1st	.697

2021 Individual Honors

Jace Jung

- Big 12 Player of the Year
- All-America First Team (Collegiate Baseball)
- All-America First Team (NCBWA)
- All-America First Team (Perfect Game)
- All-America Second Team (D1Baseball)
- All-America Second Team (Baseball America)
- All-America Third Team (ABCA)
- All-Big 12 First Team (Unanimous)
- NCAA Lubbock All-Regional Team
- Golden Spikes Award Semifinalist
- Dick Howser Trophy Semifinalist
- Bobby Bragan Slugger Award Finalist
- NCBWA District 7 Co-Player of the Year
- NCBWA Freshman All-American
- National Freshman Hitter of the Year
- ABCA All-Central Region

Cal Conley

- All-America Second Team (Collegiate Baseball)
- All-America Third Team (NCBWA)
- All-America Third Team (ABCA)
- All-Big 12 First Team
- Brooks Wallace Award Winner
- NCBWA Freshman All-American
- ABCA All-Central Region

Dru Baker

- All-Big 12 First Team
- NCAA Lubbock All-Regional Team
- Golden Spikes Award Midseason Watch List
- ABCA All-Central Region

Braxton Fulford

- All-Big 12 Second Team
- NCAA Lubbock All-Regional Team
- Buster Posey Catcher of the Year Semifinalist
- Shriners College Classic All-Tournament Team

Micah Dallas

- All-Big 12 Second Team

Patrick Monteverde

- All-Big 12 Honorable Mention
- Pitcher of the Year Watch List (CBSB HOF)
- Shriners College Classic All-Tournament Team

Ryan Sublette

- All-Big 12 Honorable Mention
- NCAA Lubbock All-Regional Team
- NCBWA Midseason Stopper of the Year Watch List

Kurt Wilson

- NCAA Lubbock Regional Most Outstanding Player
- NCAA Lubbock All-Regional Team

Easton Murrell

- NCAA Lubbock All-Regional Team

Cole Stilwell

- NCAA Lubbock All-Regional Team

Dylan Neuse

- Big 12 Preseason Player of the Year
- Golden Spikes Award Preseason Watch List
- Preseason All-America Second Team (D1Baseball)
- Preseason All-America Second Team (NCBWA)
- Preseason All-America Third Team (CB Newspaper)

TEXAS TECH SPORTS NETWORK

The Texas Tech Sports Network from Learfield Sports will carry all the exciting action of Red Raider Baseball beginning with the season opener Feb. 18-20 and all the way through the postseason. Geoff Haxton and Mike Gustafson will share play-by-play duties while Jamie Lent will provide color analysis in the broadcast booth

RED RAIDER BASEBALL AFFILIATES

CITY	STATION	FREQUENCY
Abilene/Haskell	KVRP-FM	97.1
Alpine	KVLF-AM	1240
Amarillo	KARX-FM	95.7
Amarillo	KPUR-AM	1440
Andrews	KACT-AM	1360
Andrews	KACT-FM	105.5
Artesia, N.M.	KSVP-AM	990
Austin	KOKE-AM	1600
Big Spring	KBST-FM	95.7
Brady	KNEL-FM	95.3
Breckenridge	KLXK-FM	93.5
Brownwood	KQBZ-FM	96.9
Dallas	KFXR-AM	1190
El Paso	KHEY-AM	1380
Fredericksburg	KNAF-AM	910
Hereford	KPAN-AM	860
Hereford	KPAN-FM	106.3
Hobbs, N.M.	KHOB-AM	1390
Houston	KKHT-FM	100.7
Junction	KMBL-AM	1450
Lamesa	KPET-AM	690
Lamesa	KPET-FM	105.1
Lampasas	KACQ-FM	101.9
Lampasas	KCYL-AM	1450
Lubbock	KTTU-FM	97.3
Lubbock	KXTQ-FM	100.7
Lubbock	KJTV-AM	950
Lubbock	KXQT-FM	106.5
Memphis	KLSR-FM	105.3
Midland/Odessa	KCRS-AM	550
Odessa	KCRS-FM	95.5
Pecos	KDNZ-FM	97.3
Perryton	KEYE-AM	1400
Perryton	KEYE-FM	93.7
Plainview	KREW-AM	1400
San Angelo	KLDE-FM	105.3
San Antonio	KZDC-AM	1250
San Antonio	KZDC-FM	94.5
Seminole	KSEM-FM	106.3
Seymour	KSEY-FM	94.3
Seymour	KSEY-AM	1230
Snyder	KGWG-FM	91.1
Sweetwater	KSST-AM	1240
Tyler	KTBB-AM	600
Tyler	KYZS-AM	1490
Waco	KWBT-HD2	94.5

Notes

ROLLOVER IT TO 2022

- Texas Tech surprised folks with the start of freshman Chase Hampton to open the regional against Army a season ago, as he made just his second start in a weekend series. The now-sophomore got Tech off to a good start and set up the pitching for the remainder of the regional, tossing 6.0 strong innings with one earned run allowed in the win.
- Kurt Wilson made his return to the lineup after an injury during the regionals and led the Red Raiders at the plate, going 5-for-11 (.455) with a home run, a double and a team-high five RBI. His performance earned him Most Outstanding Player honors of the regional.
- The Red Raiders allowed just five earned runs in the regional for a 1.67 team ERA, which was the third-best by any team during the 2021 regionals. The staff averaged 12 strikeouts and three walks per game and limited opponents to .202 hitting. All three starters worked at least 5.0 innings with no more than two runs allowed.
- Members that return in 2022 that made the All-Regional Team include Jace Jung (2B), Kurt Wilson (CF), Easton Murrell (RF) and Cole Stilwell (DH).

DIGGING THE LONG BALL

The Red Raiders were one of the top home run hitting teams in the country last season with 90 dingers on the year, which ranked 10th in the country. The 90 home runs were the most by a Tech club in 23 years when it hit 95 in 1998.

SNEAKY GOOD PITCHING AND DEFENSE

Tech's pitching and defense has quietly moved near the top-35 nationally in three categories last year. Tech was No. 30 in hits allowed per nine innings, No. 28 in double plays and No. 32 in strikeouts per nine innings.

BIG 12 PLAYER OF THE YEAR AWARD RESIDES IN LUBBOCK

The Big 12 Player of the Year trophy has been in the Jung household since 2019 and will remain there until at least 2022 as Jace Jung made it back-to-back Jung's to win the award. Josh Jung won it in 2019 before being picked No. 8 overall in the 2019 MLB Draft. The award was not presented in 2020. A Red Raider has now won four of the last five Big 12 Player of the Year awards - Eric Gutierrez (2016), Hunter Hargrove (2017), Josh Jung (2019), Jace Jung (2021).

JACE JUNG IN THE RECORD BOOK

In 2021, Jace Jung ranked in the top 10 nationally in two offensive categories, including RBI (4th), home runs (4th) and just outside the top 10 for base on balls (11th). He is the first Red Raider since Josh Brady in 2004 to hit at least 20 home runs in a season and the first Big 12 freshman since Matt Hopper (Nebraska) in 2000 to reach the number. His 21 home runs ranks third on Tech's single-season list. Additionally, he reached base safely in the first 50 games last season, including all 48 of the regular season. Overall, he reached in 54-of-56 games in 2021 and in 68-of-72 starts in his career.

ROLL IT OVER TO FEBRUARY

Senior utility man Kurt Wilson had an immediate impact upon his return to the lineup during last year's postseason after missing 7 weeks with a thumb injury during the regular season. Wilson led the Red Raiders in batting (.455) and RBI (5) and hit an opposite-field home run off the foul pole in Tech's win over North Carolina to spark flashbacks to his late-inning heroics from Tech's 2019 Super Regional against Oklahoma State when he hit a late three-run bomb to send Tech to the College World Series. Wilson has one of the teams nine hits during the Super Regional round that saw the Red Raiders fall for the first time in that round.

TOP-3 FINISH IN CONFERENCE

Texas Tech is the only program in the Big 12 to finish in the top three of the league standings every year since 2016. The Red Raiders wrapped up conference play at 14-10, including series wins over No. 3 Texas and No. 10 TCU. Tech won six of its eight Big 12 series, including three out of the four it played on the road. The Red Raiders finished the regular season strong with series wins in three of its last four series. Tech was especially strong on the back-end of weekend series this season, going a combined 11-5 in middle games and series finales. You could look to a lack of midweek games as a potential reason for a poor record in series openers as the Red Raiders were 2-0 in Big 12 openers following midweek games and just 1-5 in openers following no midweek game.

THREE-HEADED ATTACK

The Red Raiders boasts one of the nation's top offenses once again, ranking in the top-20 nationally in runs, scoring, home runs, slugging, on base percentage and base on balls. Leading the attack are All-Big 12 First Team selections Jace Jung, Dru Baker and Cal Conley. Tech is the only Big 12 school with three of the top 10 hitters in the conference as all three enter the NCAA Tournament hitting at least .330 on the year with 69 hits or more.

73RD SEASON OF RED RAIDER BASEBALL

2022 marks the 73rd edition of Texas Tech baseball in Lubbock. The Red Raider program began in 1926 and lasted four years before going on hiatus until 1954. As Tech enters the 2022 season, a total of 3,162 games have been played in the school's history, as Tech has amassed a 1815-1339-8 overall record with 46 winning seasons. Tech has been historically good at home, putting together a 1,171-515-5 clip in Lubbock - proven again in 2021 as the Red Raiders manufactured a 27-7 mark at home.



BIG 12 CONFERENCE STANDINGS

	CONF	PCT.	OVERALL	STK
Oklahoma	0-0	.000	0-0	--
Baylor	0-0	.000	0-0	--
Oklahoma State	0-0	.000	0-0	--
Iowa State	0-0	.000	0-0	--
Kansas State	0-0	.000	0-0	--
Texas	0-0	.000	0-0	--
West Virginia	0-0	.000	0-0	--
Texas Tech	0-0	.000	0-0	--
TCU	0-0	.000	0-0	--
Kansas	0-0	.000	0-0	--

BIG 12 PRESEASON POLL

TEAM	POINTS
1. Texas (8)	64
2. Oklahoma State (1)	52
3. Texas Tech	49
4. TCU	48
5. Baylor	33
6. Oklahoma	25
7. Kansas State	23
8. West Virginia	20
9. Kansas	10

BIG 12 UPCOMING SCHEDULE

Friday, February 18

Central Michigan vs. West Virginia (Conway, S.C.) 11 a.m. ET/10 a.m. CT
Auburn vs. Oklahoma [FloBaseball] (Arlington, Texas) 11 a.m.
#15 Arizona vs. Kansas State [FloBaseball] (Arlington, Texas) 3 p.m.
#7 Oklahoma State at #3 Vanderbilt [SECN+] 4:30 p.m.
San Diego State vs. #17 TCU [MLB Net] (Scottsdale, Ariz.) 6 p.m.
Maryland at Baylor 6:30 p.m.
Rice at #1 Texas [LHN] 6:30 p.m.
Illinois vs. Kansas [BTN+] (Corpus Christi, Texas) 7 p.m.
Michigan vs. #14 Texas Tech [FloBaseball] (Arlington, Texas) 7 p.m.

Saturday, February 19

Kent State vs. West Virginia (Conway, S.C.) 11 a.m. ET/10 a.m. CT
Michigan vs. Kansas State [FloBaseball] (Arlington, Texas) 11 a.m.
#7 Oklahoma State at #3 Vanderbilt [SECN+] 1 p.m.
Illinois vs. Kansas [BTN+] (Corpus Christi, Texas) 2 p.m.
Cal vs. #17 TCU (Scottsdale, Ariz.) 2 p.m.
Rice at #1 Texas [LHN] 2:30 p.m.
Auburn vs. #14 Texas Tech [FloBaseball] (Arlington, Texas) 3 p.m.
Maryland at Baylor 3 p.m.
#15 Arizona vs. Oklahoma [FloBaseball] (Arlington, Texas) 7 p.m.

Sunday, February 20

Central Michigan vs. West Virginia (Conway, S.C.) 11 a.m. ET/10 a.m. CT
Auburn vs. Kansas State [FloBaseball] (Arlington, Texas) 10:30 a.m.
Illinois vs. Kansas [BTN+] (Corpus Christi, Texas) 11 a.m.
Houston vs. #17 TCU (Scottsdale, Ariz.) 11 a.m.
#7 Oklahoma State at #3 Vanderbilt [SECN+] 1 p.m.
Maryland at Baylor 1 p.m.
Rice at #1 Texas [LHN] 1 p.m.
#15 Arizona vs. #14 Texas Tech [FloBaseball] (Arlington, Texas) 2:30 p.m.
Michigan vs. Oklahoma [FloBaseball] (Arlington, Texas) 6:30 p.m.

Monday, February 21

West Virginia at Coastal Carolina [ESPN+] 1 p.m. ET/12 p.m. CT



NATIONAL RANKINGS (preseason)

D1 Baseball

Team	Record
1. Texas	0-0
2. Arkansas	0-0
3. Vanderbilt	0-0
4. Mississippi State	0-0
5. Ole Miss	0-0
6. Stanford	0-0
7. Oklahoma State	0-0
8. LSU	0-0
9. Florida	0-0
10. NC State	0-0
11. Florida State	0-0
12. East Carolina	0-0
13. Notre Dame	0-0
14. Texas Tech	0-0
15. Arizona	0-0
16. Georgia	0-0
17. TCU	0-0
18. Oregon State	0-0
19. Tennessee	0-0
20. UC Irvine	0-0
21. Georgia Tech	0-0
22. Dallas Baptist	0-0
23. Duke	0-0
24. Long Beach State	0-0
25. Miami, Fla.	0-0

Baseball America

Team	Record
1. Texas	0-0
2. Vanderbilt	0-0
3. Mississippi State	0-0
4. Notre Dame	0-0
5. Virginia	0-0
6. Florida	0-0
7. Stanford	0-0
8. Arkansas	0-0
9. Ole Miss	0-0
10. LSU	0-0
11. Oregon State	0-0
12. Florida State	0-0
13. Arizona	0-0
14. Georgia	0-0
15. East Carolina	0-0
16. NC State	0-0
17. Tennessee	0-0
18. UC Irvine	0-0
19. Oklahoma State	0-0
20. Nebraska	0-0
21. Georgia Tech	0-0
22. UCLA	0-0
23. Texas Tech	0-0
24. Old Dominion	0-0
25. Miami, Fla.	0-0

NCBWA

Team	Record
1. Texas	0-0
2. Vanderbilt	0-0
3. Mississippi State	0-0
4. Arkansas	0-0
5. Stanford	0-0
6. Ole Miss	0-0
7. Florida	0-0
8. LSU	0-0
9. Notre Dame	0-0
10. Arizona	0-0
11. NC State	0-0
12. East Carolina	0-0
13. Oklahoma State	0-0
14. Texas Tech	0-0
15. Florida State	0-0
16. Tennessee	0-0
17. Virginia	0-0
18. Oregon State	0-0
19. UC Irvine	0-0
20. TCU	0-0
21. UCLA	0-0
22. Georgia	0-0
23. Dallas Baptist	0-0
24. Georgia Tech	0-0
25. Nebraska	0-0

Collegiate Baseball

Team	Record
1. Texas	0-0
2. Vanderbilt	0-0
3. LSU	0-0
4. Texas Tech	0-0
5. Stanford	0-0
6. Florida	0-0
7. Oklahoma State	0-0
8. East Carolina	0-0
9. Mississippi State	0-0
10. Notre Dame	0-0
11. Georgia Tech	0-0
12. Florida State	0-0
13. TCU	0-0
14. UC Irvine	0-0
15. Louisiana Tech	0-0
16. Central Michigan	0-0
17. UC Santa Barbara	0-0
18. UCLA	0-0
19. Ole Miss	0-0
20. Arkansas	0-0
21. Oregon	0-0
22. Arizona	0-0
23. Miami, Fla.	0-0
24. Virginia	0-0
25. North Carolina	0-0

USA Coaches

Team	Record
1. Texas	0-0
2. Vanderbilt	0-0
3. Mississippi State	0-0
4. Arkansas	0-0
5. Stanford	0-0
6. Ole Miss	0-0
7. LSU	0-0
8. Oklahoma State	0-0
9. NC State	0-0
10. Florida	0-0
11. Notre Dame	0-0
12. Texas Tech	0-0
13. East Carolina	0-0
14. Florida State	0-0
15. Arizona	0-0
16. Tennessee	0-0
17. Georgia	0-0
18. TCU	0-0
19. UC Irvine	0-0
20. Oregon State	0-0
21. Virginia	0-0
22. Dallas Baptist	0-0
23. Georgia Tech	0-0
24. UCLA	0-0
25. Duke	0-0

Perfect Game

Team	Record
1. Vanderbilt	0-0
2. Texas	0-0
3. Stanford	0-0
4. LSU	0-0
5. Notre Dame	0-0
6. Mississippi State	0-0
7. NC State	0-0
8. TCU	0-0
9. Arkansas	0-0
10. Ole Miss	0-0
11. Georgia Tech	0-0
12. Texas Tech	0-0
13. East Carolina	0-0
14. Arizona	0-0
15. Florida State	0-0
16. Oklahoma State	0-0
17. UCLA	0-0
18. Miami, Fla.	0-0
19. Oregon	0-0
20. UC Irvine	0-0
21. Tennessee	0-0
22. Nebraska	0-0
23. Florida	0-0
24. Long Beach State	0-0
25. Liberty	0-0

TEXAS TECH WEEK-BY-WEEK IN THE 2022 POLLS

DATE	D1	BA	NCBWA	CB	USA	PG
Preseason	14	23	14	4	12	12

ALL-TIME NO. 1 RANKINGS

Poll	Date
Collegiate Baseball	4/14/97
Collegiate Baseball	4/21/97
Collegiate Baseball	4/28/97
Collegiate Baseball	2/17/20
NCBWA	2/17/20

HIGHEST FINAL RANKING IN EACH POLL

Poll	YEAR	Ranking
Baseball America	2020	2nd
NCBWA	2019	4th
Collegiate Baseball	2019	4th
USA Today Coaches	2020	3rd
D1Baseball.com	2016, 2019, 2020	4th
Perfect Game	2020	3rd

HIGHEST RANKING IN EACH POLL

Poll	Date	Ranking
Baseball America	3/9/20	(3x) 2nd
NCBWA	2/17/20	1st
Collegiate Baseball	2/17/20	(4x) 1st
USA Today Coaches	3/27/17	2nd
D1Baseball.com	3/5/18	(7x) 3rd
Perfect Game	3/9/20	(5x) 3rd



DAN LAW FIELD AT RIP GRIFFIN PARK

TOP-20 ATTENDANCE MARKS - SINGLE GAME

Game	Date	Attendance	Result
1. #9 Oklahoma State	June 8, 2019	4,833	L, 5-6
2. Duke	June 9, 2018	4,818	W, 6-4
Duke	June 10, 2018	4,818	L, 2-11
4. #16 East Carolina	June 12, 2016	4,817	W, 11-0
#17 East Carolina	June 11, 2016	4,817	W, 3-1 (13)
#17 East Carolina	June 10, 2016	4,817	L, 6-8
7. #16 College of Charleston	June 8, 2014	4,811	W, 1-0
#16 College of Charleston	June 7, 2014	4,811	W, 1-0
9. #9 Oklahoma State	June 9, 2019	4,782	W, 8-6
10. North Carolina	June 5, 2021	4,737	W, 7-2
11. #21 UCLA	June 6, 2021	4,737	W, 8-2
12. #9 Oklahoma State	June 7, 2019	4,732	W, 8-6
Sam Houston State	June 5, 2017	4,732	L, 3-4
Sam Houston State	June 4, 2017	4,732	L, 8-9
Sam Houston State	June 3, 2017	4,732	W, 6-0
Delaware	June 2, 2017	4,732	W, 5-2
#17 Dallas Baptist	June 6, 2016	4,732	W, 5-3
Dallas Baptist	June 5, 2016	4,732	L, 6-10
New Mexico	June 4, 2016	4,732	W, 4-3
Fairfield	June 3, 2016	4,732	W, 12-1

YEARLY ATTENDANCE - NCAA RANKINGS

YEAR	DATES	TOTAL	RANK	AVERAGE	RANK	RECORD
2012	33	94,173	21st	2,853	21st	22-11
2013	29	73,299	26th	2,527	26th	19-10
2014	35	89,355	20th	2,553	29th	33-4
2015	27	98,969	17th	3,665	13th	20-10
2016	34	130,919	15th	3,851	15th	25-9
2017	29	120,173		4,143	13th	23-6
2018	34	136,684	11th	4,142	10th	28-6
2019	37	144,339	10th	3,901	14th	30-7
2020	11	40,567	14th	3,698	13th	11-0
2021	34	119,916		3,527		27-7
Totals	299	1,048,394		3,506		238-70

TOP 3-GAME SERIES ATTENDANCE

Series	Dates	Total	Average
1. #17 East Carolina	June 10-12, 2016	14,451	4,817
2. #9 Oklahoma State	June 7-9, 2019	14,347	4,782
3. Duke	June 9-11, 2018	14,110	4,703
4. #18 Texas	May 4-6, 2018	13,296	4,432
Kansas	May 18-20, 2017	13,296	4,432
#2 TCU	April 28-30, 2017	13,296	4,432
Oklahoma State	April 21-23, 2017	13,296	4,432
#29 Baylor	April 7-9, 2017	13,296	4,432
Texas	April 22-24, 2016	13,296	4,432
10. Baylor	April 23-25, 2021	12,895	4,298

TOP 2-GAME SERIES ATTENDANCE

Series	Dates	Total	Average
1. #16 College of Charleston	June 7-8, 2014	9,622	4,811
2. #9 Stanford	June 11-12, 2021	9,464	4,732
3. New Mexico State	March 10-11, 2015	6,661	3,331
4. Stetson	March 24-25, 2019	6,524	3,262
5. New Mexico State	March 1-2, 2016	6,375	3,188
6. Grand Canyon	April 28-29, 2015	6,239	3,120
7. Oral Roberts	March 17-18, 2015	6,233	3,117
8. Alabama A&M	March 13-14, 2012	5,924	2,962
9. New Mexico	April 17-18, 2012	5,030	2,515
10. Florida Gulf Coast	March 20-21, 2012	4,959	2,480

TOP ATTENDANCE MARKS

Opening Day	4,432 vs. Oregon (Feb. 15, 2019)
Day Game	4,818, vs. Duke (June 9, 2018)
Night Game	4,833, vs. #9 Oklahoma State (June 8, 2019)
Midweek Game	4,432, vs. #4 Arizona (March 7, 2017)

Series Opener	4,818, vs. Duke (June 9, 2018)
Middle Game	4,833, vs. #9 Oklahoma State (June 8, 2019)
Series Finale	4,817, vs. #16 East Carolina (June 12, 2016)
Total Attendance	144,339, 37 games (2019)
Average Attendance	4,143, 29 games (2017)
3,000 + Attendance Games in a Season	37 (2019)*
4,000 + Attendance Games in a Season	20 (2018)*
Consecutive 3,000+ attendances	89, Apr. 7, 2017-Mar. 8, 2020

Monday	4,732, 2x, vs. Sam Houston State (June 5, 2017)
Tuesday	4,432, vs. #4 Arizona (March 7, 2017)
Wednesday	3,327, vs. Oral Roberts (March 18, 2015)
Thursday	4,393, vs. #2 TCU (April 2, 2015)
Friday	4,817, vs. #17 East Carolina (June 10, 2016)
Saturday	4,833, vs. #9 Oklahoma State (June 8, 2019)
Sunday	4,818, vs. Duke (June 10, 2018)



TEXAS TECH UNIVERSITY

THE STATE OF TEXAS' TOP ATHLETICS DEPARTMENT

- With all the talk of conference realignment in the air, it's important to remember Texas Tech has led all schools in the state of Texas in the Capital One Cup men's standings in two of the last three complete athletic seasons after finishing third nationally in 2018-19 and then 14th for the 2017-18 athletic year. Below are several other facts regarding Texas Tech's success in competition.
- Since 2017, Texas Tech has had 15 of its 17 athletic programs compete in the NCAA postseason or a bowl game.
- Texas Tech has had six different programs finish among the top-10 teams nationally in their respective sport since 2014 alone.
- The Red Raiders have appeared in 38 bowl games in their history, which ranks tied for third among Big 12 programs and among the top-25 teams in college football history.
- Texas Tech claimed the 2019 Men's Outdoor Track and Field National Championship under head coach Wes Kittley.
- Texas Tech played in the 2019 NCAA Championship Game as well as in two consecutive Elite Eights (2018-19). The Red Raiders are one of four men's basketball programs in the country with multiple Elite Eight appearances over the last three NCAA Tournaments.
- Texas Tech has advanced to the Men's College World Series four times in recent years (2014, 2016, 2018, 2019), which is tied for the most trips to the hallowed grounds in Omaha among teams nationally since 2014.
- Lady Raider Basketball remains one of the top programs in women's college basketball history as Texas Tech ranks 19th all-time among power-five programs with its 925 victories. Backed by the legendary Sheryl Swoopes, the Lady Raiders claimed the NCAA National Championship in 1993, the first team national championship in school history.
- Since joining the Big 12 as a charter member in 1996, Texas Tech has won 27 conference titles, with 11 of those coming in the past six years alone.
- In addition to its athletics success, Texas Tech has unveiled several new facilities in recent years with the opening of the \$48 million Sports Performance Center in 2017, the Cash Family Sports Nutrition Center in 2020 and the \$32.2 million Dustin R. Womble Basketball Center this past May.

THE NATION'S MOST DEDICATED FANS

- Texas Tech boasts one of the most rabid fan bases in all of college athletics as Red Raider fans have traditionally traveled in droves for bowl trips as well as to basketball games in locations like New York City, Anaheim (CA) and Minneapolis for the Final Four as well as to Omaha for the Men's College World Series.
- To date, Texas Tech has played in the highest-attended games for three bowl games, including two prominent ones in the state of Texas: the Goodyear Cotton Bowl (Dallas), the Academy Sports + Outdoors Texas Bowl (Houston) and the Holiday Bowl (San Diego).
- The Red Raiders had 88,175 fans on tap for the 2009 Cotton Bowl when the Red Raiders faced Ole Miss in the bowl's final game at historic Fair Park. It remains the highest-attended contest in the bowl's history even with the move to AT&T Stadium in Arlington, which can reach over 100,000 fans in capacity.
- Additionally, Texas Tech helped set the Texas Bowl attendance record in 2015 when the Red Raiders faced LSU in NRG Stadium. The bowl drew 71,307 fans that night to see a pair of future NFL standouts in Texas Tech's Patrick Mahomes II and Jakeem Grant.
- At home, Texas Tech has sold out of season tickets for its baseball program over seven consecutive seasons now and will likely be looking at another sellout in 2022 after the Red Raiders advanced to the NCAA Super Regional round this past June.
- Texas Tech has sold out of season tickets in each of its last two men's basketball seasons, giving the Red Raiders the premier homecourt advantage in college basketball at 15,000-seat United Supermarkets Arena. The Red Raiders averaged a conference-leading 14,057 fans per game during the 2019-20 basketball season.
- On social media, Texas Tech student-athletes earned the highest engagement rate on their posts among peer power-five institutions over the past athletic year. Texas Tech's social media accounts accumulated over 35 million combined video views during the 2020-21 year alone.
- Texas Tech's brand has the ability to reach the nation through its creative social media usage. Texas Tech currently boasts the fifth-highest TikTok following by athletics accounts in the nation.
- Texas Tech is annually one of the top-performing schools among the Collegiate Licensing Company's (CLC) partner institutions, ranking 19th nationally in royalties generated this past year.

A PREMIER RESEARCH INSTITUTION

- Texas Tech University is the flagship institution, with a Moody Aa1 rating, of the five-member Texas Tech University System.
- Texas Tech is one of 16 universities designated as a Carnegie Very High Research Activity Institution and a Hispanic Serving Institution.
- Texas Tech has been named Higher Education Excellence in Diversity award winner in each of the last nine years. The university currently boasts 42 percent of its students identifying as racial-ethnic minorities.
- Texas Tech is a five-star Campus Pride Institution, one of two in Texas, and No. 25 on the Campus Pride Index.
- Texas Tech has awarded over \$170 million in scholarships recently with over 50 percent of students receiving scholarship support.
- Texas Tech boasted more than \$192 million in research expenditures in 2020 alone.

Quick Facts

UNIVERSITY INFORMATION

School _____ Texas Tech University
 Location _____ Lubbock, Texas
 Founded _____ 1923
 Enrollment _____ 40,666
 Nickname _____ Red Raiders
 School Colors _____ Scarlet & Black
 Affiliation _____ NCAA Division I
 Conference _____ Big 12
 Chancellor _____ Dr. Tedd L. Mitchell
 Interim President _____ Dr. Lawrence Schovanec
 Director of Athletics _____ Kirby Hocutt
 Faculty Representative _____ Brian Shannon
 Athletic Department Phone _____ (806) 742-3355
 Ticket Office _____ (806) 742-8324

HISTORY

First Year of Baseball _____ 1926, then 1954
 All-Time Record (Years) _____ 1,815-1,339-8 (72)
 All-Time Conference Record (Years) _____ 591-645-2 (52)
 All-Time Big 12 Record (Years) _____ 332-291-2 (23)
 Against Ranked Opponents (since 1995) _____ 232-264
 SWC Tournament Record (Years) _____ 9-9 (5)
 Big 12 Tournament Record (Years) _____ 23-40 (20)
 All-Time Extra-Innings Record _____ 60-42-2
 All-Time Home Record _____ 1,171-511-5
 All-Time Road Record _____ 501-706-3
 All-Time Neutral Record _____ 143-122
 NCAA Tournament Record _____ 44-35
 NCAA Regionals 15 (1995-2002, 2004, 2014, 2016-19, 2021)
 NCAA Super Regionals 6 (2014, 2016, 2018-19, 2021)
 College World Series App. _____ 4 (2014, 2016, 2018-19)
 Hosted NCAA Regionals 8 (1996, 1997, 1999, 2016-19, 2021)
 Conference Titles _____ 7 (2 SWC, 5 Big 12)

COACHING STAFF

Head Coach _____ Tim Tadlock (Texas Tech '92)
 Career Record (Years) _____ 775-299 (20th Year)
 Record at TTU / years _____ 340-172 (10th Year)
 Asst. Coach/Recruiting Coordinator J-Bob Thomas (10th Year)
 Asst. Coach/Pitching Coach _____ Matt Gardner (9th Year)
 Volunteer Asst. Coach _____ Eric Gutierrez (4th Year)
 Director of Operations _____ Joe Hughes (10th Year)
 Special Assistant _____ Ray Hayward (10th Year)
 Athletic Trainer _____ Bryan Simpson (9th Year)
 Dir. of Player Dev./Support Services Lyndee Kiesling (6th Year)
 Equipment Manager _____ Shishir Bhakta (22nd Year)
 Baseball Office Phone _____ (806) 834-4836

STADIUM INFORMATION

Home Field _____ Dan Law Field at Rip Griffin Park
 Surface _____ FieldTurf
 Capacity _____ 4,432
 Stadium Record (2012-Present) _____ 236-71
 Dimensions _____ 330-LF, 404-CF, 330-RF
 Fence Height _____ 7'-6" / 2.29m

ATHLETICS COMMUNICATIONS

Associate Director/Baseball Contact _____ Matt Burkholder
 Cell Phone _____ (559) 862-3771
 Email _____ matt.burkholder@ttu.edu
 Twitter: _____ @TTU_Baseball
 Website _____ www.TexasTech.com
 Mailing Address _____ 2508 6th Street

Head Coach Tim Tadlock



PERSONAL

Date of Birth _____ December 21, 1968 (52 years old)
Hometown/HS _____ Denton, TX/Denton High School, 1987

FAMILY

Wife _____ Kelly (Married 26 years - July 23, 1994)
Children _____ Chloe and Benjamin

EDUCATION:

Bachelor's _____ Texas Tech University (1992)
Master's _____ University of Texas at Tyler (1994)

PLAYING CAREER

1988-89 _____ Hill College
1990-91 _____ Texas Tech

COLLEGE COACHING CAREER

1993-96 _____ Hill College Assistant Coach
1997-2005 _____ Grayson County College Head Coach
2006-2011 _____ Oklahoma Assistant Coach
2012 _____ Texas Tech Assoc. Head Coach
2013-Present _____ Texas Tech Head Coach

Collegiate Head Coaching Record _____ 775-299 (19th Season)
Record at Texas Tech _____ 340-172 (9th Season)

AWARDS & HONORS

2018 National Coach of the Year
2014 National Coach of the Year
2016 Big 12 Coach of the Year

YEAR-BY-YEAR RECORDS

Year	Overall	Conf	Place	Big 12	NCAA	CWS
2013	26-30	9-15	8th	1-2	0-0	0-0
2014	45-21	14-10	4th	0-2	5-3	0-2
2015	31-24	13-11	T-3rd	1-2	0-0	0-0
2016	47-20	19-5	1st	1-2	6-4	1-2
2017	45-17	16-8	T-1st	1-2	2-2	0-0
2018	45-20	15-9	3rd	1-2	6-3	1-2
2019	46-20	16-8	1st	3-2	7-3	2-2
2020	16-3	---	---	---	---	---
2021	39-17	14-10	3rd	1-2	3-2	---
Total	340-172	116-76	---	9-16	29-17	4-8

ALL GAMES

Overall	340-172 (.664)
Home	215-59
Away	88-72
Neutral	37-41

BIG 12 CONFERENCE GAMES

Overall	116-76 (.603)
Home	63-33
Away	53-43

NON-CONFERENCE GAMES

Overall	224-96 (.700)
Home	152-26
Away	35-29
Neutral	37-41

NCAA TOURNAMENT GAMES

Overall	29-17 (.630)
Home	22-8
Away	2-1
Neutral	5-7

The 2022 season is the 10th as head coach at Texas Tech for Tim Tadlock. During his tenure, Tadlock has built his alma mater into a national powerhouse, leading the Red Raiders to four College World Series in the last seven contested seasons and claiming three of the last five Big 12 Championships.

A two-time National Coach of the Year, Tadlock was named head coach of his alma mater on June 8, 2012, becoming the ninth head coach in program history. He owns a collegiate career record of 775-299 in 18 years as a head coach with nine seasons at Grayson County College (435-127) and nine at Texas Tech (340-172).

Under Tadlock, the Red Raiders have become a national contender year in and year out. Tech is one of four schools in the nation to advance to the College World Series four times since 2014, including consecutive trips in 2018 and 2019 for the first time in school history. Tadlock has put his teams in a position to host five consecutive regionals, making Texas Tech the only school in the country to accomplish the feat. In each of the last five tournaments Tech hosted, Tech was also named a national seed having most recently been the No. 8 seed in 2021.

During Tadlock's nine seasons, the Red Raiders have recorded five 45+ win seasons and three Big 12 titles. Individually, Tech has earned 49 All-America honors, 29 Freshman All-America honors, a College Baseball Foundation National Pitcher of the Year, a Brooks Wallace Award Winner, and two Bobby Bragan Collegiate Slugger Awards. At the conference level, Tech has accumulated 57 All-Big 12 selections, four Big 12 Player of the Years, a Big 12 Pitcher of the Year, two Big 12 Freshman of the Years and a Big 12 Newcomer of the Year.

The Red Raiders have had 59 student-athletes selected in the MLB Draft under Tadlock, including a school-record 11 in 2018. In 2021, a school-record seven Red Raiders were selected within the top-10 rounds. Overall, Tadlock has coached 167 MLB Draft picks, including at least one draft pick during the last 26 seasons and has coached four first-round selections, 18 players taken in the top five rounds and 51 selections in the top-10 rounds of the draft during his coaching career.

With the remarkable team success, Tech fans have packed Rip Griffin Park in Tadlock's nine seasons. In 2015, Texas Tech sold out its season ticket allotment for the first time ever following its first appearance in the CWS. And since, Texas Tech season tickets have been sold out each ensuing season. The 2022 season marked the eighth-straight that season tickets have sold out prior to the start of the season. Tech has consistently ranked among the national leaders in attendance, finishing in the top 15 each year since 2015 while compiling a 164-45 home record in that span.

Tadlock returned to his alma mater for the 2012 season as the program's associate head coach and recruiting coordinator. During his one season in this role, the Red Raiders had a school-record nine MLB Draft picks, including first-round selection center fielder Barrett Barnes, who became the third highest draft pick in school history with the 45th overall pick.

After beginning his college coaching career as an assistant at Hill College (1993-96) for four seasons, Tadlock became the head coach at Grayson County Junior College, where he led the Vikings to back-to-back National Junior College Athletic Association World Series titles in 1999 and 2000. During his nine seasons at Grayson, Tadlock posted a 435-127 (.774) overall record while being named National Coach of the Year following both title runs (1999-2000).

After a prep career at Denton High School and two years at Hill College, Tadlock was a two-year starting shortstop for the Red Raiders while helping Texas Tech to its first-ever 40-win season as a senior in 1991 (42-18). In his two-year career at Tech, Tadlock played in 120 games, batted .289 (120-for-415) with 96 runs scored, 19 doubles, four triples, eight home runs, 68 RBI, 71 walks, 65 strikeouts and was 28-of-41 in stolen bases. Tadlock played for legendary coach Larry Hays while at Texas Tech.

Tadlock graduated with his bachelor's degree in physical education from Texas Tech in May 1992. He also earned a master's degree in education in August 1994 from the University of Texas at Tyler. Tadlock and his wife, Kelly, have two children, daughter, Chloe, and son, Benjamin. Tadlock is originally from Denton, Texas, and was born in 1968.

EXCLUSIVE COMPANY

- Texas Tech is 1 of 4 programs with four trips to Omaha since 2014.
- Texas Tech is the only school in the country that has hosted an NCAA Regional five consecutive times since 2016
- Texas Tech is the only school to earn a national seed every year since 2016, and one of three teams to earn a national seed at least four times since 2016 (Tech-5, Florida-4, Stanford-4).
- Texas Tech has 5 trips to the Super Regionals since 2014, only one program in the country has more
- Texas Tech is 1 of 2 schools nationally to sweep three-consecutive regionals

BIG 12 TITLES

- 2016, 2017, 2019 - Three regular-season championships in four years is the best span in the Big 12 since 2009-11.

45+ WIN SEASONS

- 2014 45-21, 14-10 | First College World Series Appearance
- 2016 47-20, 19-5 | Big 12 Championship, No. 5 National Seed, College World Series
- 2017 45-17, 16-8 | Big 12 Championship, No. 5 National Seed
- 2018 45-20, 15-9 | No. 9 National Seed, College World Series
- 2019 46-20, 16-8 | Big 12 Championship, No. 8 National Seed, College World Series Semifinals

IN THE NATIONAL RANKINGS

- Texas Tech opened the season with its highest collection of preseason rankings in program history in 2021 as a consensus top-four selection in the polls. The 2021 club narrowly edged out the 2018 squad, which was a consensus top-five selection in the preseason polls.
- The No. 3 rankings by three different polls matched the highest preseason ranking in program history.
- 2022 is the fifth straight year Tech has opened the season ranked in the top-5 of at least one preseason poll.
- This is the eighth straight year where the Red Raiders have started out ranked in a preseason poll. It is the sixth time under Tadlock - and the fifth straight year - Tech has been ranked in all six polls to open the year.
- In 2020, Tech earned a No. 1 ranking for the first time since April 14-28, 1997, when it appeared at the top of the Collegiate Baseball Newspaper poll for three weeks.

RED RAIDERS IN THE MLB DRAFT

- Under Tadlock, Texas Tech has had a whopping 59 Red Raiders selected in the MLB Draft since 2013.
- Tech has had multiple draft picks for 31-straight years, the third longest streak in the nation.
- Tadlock had a school-record 11 players drafted in the 2018 draft, followed by seven selections in 2019, including four picks in the Top 10 rounds for the second straight year.
- In 2021, a school-record seven Red Raiders were selected within the top-10 rounds.
- Tech has had 28 of its 59 total draft picks under Tadlock go in the first 10 rounds.
- Four Red Raiders have been drafted in a top-3 round in the last four drafts alone.

TADLOCK MOVES INTO 2ND PLACE ON ALL-TIME SCHOOL WINS LIST

In 2021, Tim Tadlock moved into second place on the all-time Texas Tech head coaches wins list, surpassing the late Kal Segrist's 317 wins (1986-83). He now only trails Larry Hays (1987-2012) who compiled 813 in his career.

TEXAS TECH COACHING STAFF

**J-BOB THOMAS, #19**

Assistant Coach
10th Season at Tech
(Abilene Christian, '05)

Coaching Capsule: J-Bob Thomas enters his 10th season as the recruiting coordinator/assistant coach at Texas Tech in 2022. Thomas works primarily with the Red Raider catchers and assists with the

team's hitters, while serving as the program's recruiting coordinator. Thomas enters his 17th year in collegiate baseball - his 10th on head coach Tim Tadlock's coaching staff at Tech. He was named assistant coach/recruiting coordinator with the Red Raiders on June 20, 2012. Known as a tireless worker and as one of the top recruiters in college baseball, Thomas has proven his abilities early and often throughout his career at Tech. He was recognized as the ABCA/Baseball America Assistant Coach of the Year in 2017 and by Perfect Game in September 2015 as one of 10 coaches nationally "who are everywhere recruiting." A native of Duncanville, Texas, Thomas played for legendary coach Bob Rombach at Duncanville High School where he led his team to three straight Texas High School state playoff appearances (1998-2000). Thomas was born in Duncanville, Texas,

**ERIC GUTIERREZ, #12**

Volunteer Assistant Coach
4th Season at Tech
(Texas Tech, '18)

Coaching Capsule: Former Red Raider All-American first baseman Eric Gutierrez begins his fourth season as a volunteer assistant coach in 2022. He is the acting first base coach for the Red

Raiders. Gutierrez returned to Lubbock to join Tim Tadlock's staff in 2018 after wrapping up a professional career in the Miami Marlins organization. In 2016, Gutierrez was drafted in the 20th round by the Marlins and spent three years with the Batavia Muckdogs, Greensboro Grasshoppers and the Jupiter Hammerheads. Gutierrez, a native of Mission, was a four-year letterwinner and one of the most decorated student-athletes to don the scarlet & black at Texas Tech. He started every game of his collegiate career, primarily at first base, totaling 244 games, the most in school history. Gutierrez still holds four school records, leading the team in eight yearly categories and checks in with 30 marks that rank in the top 10 in the Tech record books.

**RAY HAYWARD**

Special Assistant
10th Season at Tech
(Oklahoma, '83)

Coaching Capsule: Ray Hayward enters his 10th season on staff at Texas Tech in 2022, his fifth in the role of special assistant. Hayward was named assistant coach on June 26, 2012, as part of Tim

Tadlock's inaugural staff at Texas Tech, and served in that role for the first five years of his tenure. A former big league pitcher, scouting supervisor and one of the most respected pitching coaches in the country, Hayward came to the South Plains after spending eight years (2005-2012) at the professional ranks as the Midwest scouting supervisor for the Miami Marlins. Hayward spent five seasons in the Big 12 Conference as the pitching coach at his alma mater, Oklahoma, from 2000-2004. Prior to beginning his coaching career, Hayward pitched three seasons in the big leagues with the San Diego Padres (1986-87) and the Texas Rangers (1988). He finished his playing career in the Rangers organization in 1991 before spending six years as an area scout with the Detroit Tigers (1994-99). He returned to Norman as the Sooners pitching coach and recruiting coordinator in 2000, where he helped guide Oklahoma to three NCAA Tournament appearances in five seasons.

**MATT GARDNER, #50**

Assistant Coach
9th Season at Tech
(Oklahoma State, '08)

Coaching Capsule: Matt Gardner enters his ninth season on staff at Texas Tech and his fifth as assistant coach, where he assists with the Red Raider pitching staff and catchers, while also working

with the outfielders. Gardner was promoted to assistant coach on June 26, 2017, after serving four years as the program's volunteer assistant coach. Gardner, who began his collegiate playing career for Tim Tadlock at Grayson County College in 2005, came to Tech following two seasons as pitching coach at Lubbock Christian University (2012-13). He previously spent three seasons as a graduate assistant coach (2009) and volunteer assistant coach (2010-11) at his alma mater, Oklahoma State. He is originally from Andrews, Texas, graduating from Andrews High School. Matt is the son of Rodney Gardner and Vickie Gardner, both graduates of Lubbock Christian University. His father, Rodney, was a 1975 All-American at LCU playing under former Tech head coach Larry Hays. Rodney went on to coach locally in Lubbock as well as at Abernathy and Estacado High School.

**JOE HUGHES**

Director of Operations
10th Season at Tech
(Oklahoma, '08)

Career Capsule: Joe Hughes enters his 10th season as the director of baseball operations at Texas Tech in 2022. Hughes was named director of operations with the Red Raiders on July 17,

2012. Hughes is responsible for the baseball program's day-to-day operations and oversees every Tech baseball student-athletes' needs. He manages team travel, scheduling and the program's team budget. Hughes also oversees facility needs for the home of Red Raider baseball, Dan Law Field at Rip Griffin Park. In addition, Hughes serves as fall, winter and summer camp director for Red Raider baseball and works as the baseball team liaison with every area and department throughout the Texas Tech athletics department.

2021 Texas Tech Record When...

	ALL	BIG 12
All Opponents	39-17	14-10
At Rip Griffin Park	27-7	7-5
On the road	7-5	7-5
At neutral sites	5-5	0-0
Big 12 Opponents	16-12	14-10
Non-Conference	25-7	0-0
Day Games	29-10	12-4
Night Games	10-7	2-5
Top 25 Teams	7-9	6-3
Top-10 Teams	4-7	4-2
Top-5 Teams	0-0	0-0
February	3-3	0-0
March	16-1	2-1
April	10-6	7-6
May	7-5	5-3
June	3-2	0-0
Monday	1-1	0-0
Tuesday	4-0	0-0
Wednesday	5-0	0-0
Thursday	1-1	1-1
Friday	8-8	3-5
Saturday	11-4	6-2
Sunday	9-3	4-2
vs Left-handed Starter	10-5	7-4
vs Right-handed Starter	29-12	7-6
1-Run games	8-3	2-2
2-Run games	4-1	2-1
5+Run games	22-10	8-5
Extra innings	2-1	1-1
Shutouts	4-2	1-1
Scoring 0-2 runs	0-5	0-2
Scoring 3-5 runs	9-10	4-7
Scoring 6-9 runs	14-2	4-1
Scoring 10+ runs	16-0	6-0
Opponent 0-2 runs	16-1	8-1
Opponent 3-5 runs	19-1	5-0
Opponent 6-9 runs	3-8	1-5
Opponent 10+ runs	1-7	0-4
Scored in 1st inning	20-3	6-3
Opp. scored in 1st inning	6-8	1-5
Scores first	29-4	12-3
Opponent scores first	10-13	2-7
Leading after the 6th	32-3	12-2
Trailing after the 6th	3-12	0-7
Tied after the 6th	4-2	2-1
Leading after the 7th	32-2	10-1
Trailing after the 7th	0-14	0-9
Tied after the 7th	3-1	2-0
Leading after the 8th	34-1	11-0
Trailing after the 8th	0-14	0-8
Tied after the 8th	1-2	1-2
Hit 0 home runs	8-7	2-4
Hit 1 home run	13-7	5-5
Hit 2+ home runs	18-3	6-1
Opponent 0 home runs	23-5	8-3
Opponent 1 home run	13-5	4-3
Opponent 2+ HRs	3-7	2-4
Made 0 errors	18-3	8-3
Made 1 error	11-6	4-4
Made 2+ errors	10-8	2-3
Opponent made 0 errors	12-11	5-7
Opponent made 1 error	13-4	4-2
Opponent made 2+ errors	14-2	5-1
Out-hit opponent	26-3	9-2
Out-hit by opponent	9-14	2-8
Hits are tied	4-0	3-0

ADDITIONAL SUPPORT STAFF

Bryan Simpson	Athletic Trainer
Tory Stephens	Strength & Conditioning
Shishir Bhakta	Equipment Manager
Lyndee Kiesling	Director of Player Development/Support Services



Numerical Roster

No.	Name	POS	B/T	HT	WT	CL	EXP	Hometown / High School / Previous School
1	Dillon Carter	OF	L/R	6-0	210	So.*	3rd Yr.	Flower Mound, Texas / Argyle HS
2	Jace Jung	INF	L/R	6-0	205	So.*	3rd Yr.	San Antonio, Texas / MacArthur HS
3	Lauden Brooks	INF	R/R	5-10	185	Fr.	1st Yr.	Mt. Carmel, Ohio / McNicholas HS
4	Kevin Bazzell	C	R/R	6-1	205	Fr.	1st Yr.	Rockwall, Texas / Rockwall HS
5	Hudson White	C/INF	R/R	5-11	195	Fr.	1st Yr.	Keller, Texas / Byron Nelson HS
7	Cody Masters	OF	L/L	6-1	195	Sr.*	5th Yr.	Coppell, Texas / Coppell HS
8	Kurt Wilson	UTL/RHP	R/R	6-2	210	Sr.*	5th Yr.	Arlington, Texas / Martin HS
9	Zac Vooletich	INF/OF	R/R	5-9	185	Jr.*	4th Yr. (1st at Tech)	San Antonio, Texas / Brandeis HS / Navarro College
10	Ty Coleman	INF/OF	R/R	5-8	190	Jr.*	4th Yr. (1st at Tech)	Midland, Texas / Midland Lee HS / Texas A&M
11	Andrew Devine	RHP	R/R	5-10	155	So.*	3rd Yr.	Simi Valley, Calif. / Simi Valley HS
13	Trevor Conley	C	L/R	5-9	195	Fr.	1st Yr.	Mt. Carmel, Ohio / West Clermont HS
14	Cooper Swanson	OF	R/R	6-0	205	Sr.*	5th Yr. (1st at Tech)	Fort Myers, Fla. / Canterbury HS / Florida State
15	Parker Kelly	INF	R/R	6-3	220	Sr.*	5th Yr.	Wichita Falls, Texas / Rider HS
16	Hayde Key	RHP	L/R	5-11	205	So.	2nd Yr.	Missouri City, Texas / Ridge Point HS
17	Drew Reynolds	C/INF	L/R	5-11	215	Fr.	1st Yr.	Chehalis, Wash. / W.F. West HS
18	Cole Stilwell	C/INF	R/R	6-1	215	Jr.*	4th Yr.	Rockwall, Texas / Heath HS
19	Easton Murrell	INF/OF	L/R	6-0	210	Sr.*	5th Yr. (4th at Tech)	Prosper, Texas / Prosper HS / Arkansas
20	Dalton Porter	OF	L/L	5-11	195	So.	2nd Yr. (1st at Tech)	Leander, Texas / Rouse HS / Texas
21	Mason Molina	LHP	R/L	6-0	230	Fr.	1st Yr.	Rancho Santa Margarita, Calif. / Trabuco Hills HS
25	Owen Washburn	RHP/OF	L/R	6-0	205	Fr.	1st Yr.	Webster, Wis. / Webster HS
28	Chase Hampton	RHP	R/R	6-2	225	So.	2nd Yr.	Kilgore, Texas / Kilgore HS
29	Jamie Hitt	LHP	L/L	6-0	190	R-Fr.	2nd Yr.	Magnolia, Texas / Concordia Lutheran HS
30	Bo Blessie	RHP	R/R	6-3	190	Jr.*	4th Yr. (1st at Tech)	Midland, Texas / Midland Lee HS / Nebraska / Midland College
31	Austin Becker	RHP	R/R	6-5	215	R-So.*	4th Yr. (3rd at Tech)	Sunbury, Ohio / Big Walnut HS / Vanderbilt
32	Trendan Parish	RHP	R/R	6-0	180	Fr.	1st Yr.	Poolville, Texas / Southwest Christian HS
33	Ryan Brome	INF/OF	L/R	5-11	225	Fr.	1st Yr.	Katy, Texas / Katy HS
34	Andrew Morris	RHP	R/R	6-0	195	Jr.*	4th Yr. (1st at Tech)	Boulder, Colo. / Monarch HS / Colorado Mesa
35	Garrett Crowley	LHP	L/L	6-3	220	Jr.*	4th Yr. (1st at Tech)	Queens, N.Y. / St. Francis Prep / Fordham
36	Shay Hartis	RHP	R/R	6-1	210	So.*	3rd Yr. (1st at Tech)	The Colony, Texas / The Colony HS / Grayson College
38	Tyler Hamilton	RHP	R/R	6-1	200	So.*	3rd Yr.	Dallas, Texas / Parish Episcopal HS
39	Jase Lopez	RHP	R/R	5-10	195	So.*	3rd Yr. (1st at Tech)	Brock, Texas / Brock HS / Weatherford JC
40	Brendan Girton	RHP	R/R	6-1	230	So.	2nd Yr.	Gage, Okla. / Shattuck HS
41	Sam Hunt	OF	L/L	6-0	185	R-Fr.	2nd Yr.	Flower Mound, Texas / Marcus HS
42	Kyle Robinson	RHP	R/R	6-4	210	Fr.	1st Yr.	Vienna, Va. / George C Marshall HS
43	Brendan Lysik	LHP	L/L	6-3	225	Fr.	1st Yr.	Waldwick, N.J. / St. Joseph Regional HS
44	Brandon Beckel	RHP	R/R	6-3	220	So.	2nd Yr.	San Antonio, Texas / Antonian College Prep HS
45	Derek Bridges	LHP	L/L	6-1	235	So.	2nd Yr.	Duncan, Okla. / Duncan HS
48	Brandon Birdsell	RHP	R/R	6-2	240	Jr.*	4th Yr. (2nd at Tech)	Willis, Texas / Willis HS / San Jacinto CC
49	Colin Clark	LHP	L/L	6-2	205	Sr.*	5th Yr. (1st at Tech)	Circleville, Ohio / Logan Elm / Youngstown State
52	Josh Sanders	RHP	R/R	6-3	180	So.	2nd Yr.	Yukon, Okla. / Yukon HS

* - indicates an additional year of eligibility was used in 2021 (i.e. player retained same class status, 2020-Fr. → 2021-Fr.)
measure was approved by the NCAA for competitions missed in the spring of 2020 due to the COVID-19 pandemic.

Alphabetical Roster

No.	Name	POS	No.	Name	POS
4	Kevin Bazzell	C	16	Hayde Key	RHP
44	Brandon Beckel	RHP	39	Jase Lopez	RHP
31	Austin Becker	RHP	43	Brendan Lysik	LHP
48	Brandon Birdsell	RHP	7	Cody Masters	OF
30	Bo Blessie	RHP	21	Mason Molina	LHP
45	Derek Bridges	LHP	34	Andrew Morris	RHP
33	Ryan Brome	INF/OF	19	Easton Murrell	INF/OF
3	Lauden Brooks	INF	32	Trendan Parish	RHP
1	Dillon Carter	OF	20	Dalton Porter	OF
49	Colin Clark	LHP	17	Drew Reynolds	C/INF
10	Ty Coleman	INF/OF	42	Kyle Robinson	RHP
13	Trevor Conley	C	52	Josh Sanders	RHP
35	Garrett Crowley	LHP	18	Cole Stilwell	C/INF
11	Andrew Devine	RHP	14	Cooper Swanson	OF
40	Brendan Girton	RHP	9	Zac Vooletich	INF/OF
38	Tyler Hamilton	RHP	25	Owen Washburn	RHP/OF
28	Chase Hampton	RHP	5	Hudson White	C/INF
36	Shay Hartis	RHP	8	Kurt Wilson	UTL/RHP
29	Jamie Hitt	LHP			
41	Sam Hunt	OF			
2	Jace Jung	INF			
15	Parker Kelly	INF			

PRONUNCIATION GUIDE

2	Jace JUNG	Young
19	Easton MURRELL	Merr-ELL
9	Zac VOOLETICH	Voo-leh-tiche
3	LAUDEN Brooks	Say like Cow, but an L in front of it ---- den
43	Brendan LYSIK	Lie-Sick
4	Kevin BAZZELL	Bah-zelle
35	Garrett CROWLEY	Crowe-lee
		Ow! That hurts!
18	Cole STILWELL	Still-well

Season Stats

The Automated ScoreBook
Overall Statistics for Texas Tech (as of Feb 15, 2022)
(All games Sorted by Batting avg)

Record: 89-17 Home: 27-7 Away: 7-5 Neutral: 5-5 Conference: 14-10

Player	avg	gp-gs	ab	r	h	2b	3b	hr	rbi	tb	slg%	bb	bp	so	gdp	cs%	st	sh	sb-att	po	a	e	fld%
Dru Baker	.348	51-50	218	58	78	14	2	4	32	108	.484	22	2	42	1	.406	2	1	18-20	80	7	3	.967
Jace Jung	.337	56-56	208	55	70	10	1	21	67	145	.697	49	3	45	1	.462	4	0	4-6	93	112	7	.967
Col Conley	.329	56-55	226	46	74	18	0	16	56	132	.587	21	4	38	5	.293	2	2	7-8	71	133	10	.953
Cole Stilwell	.288	48-41	146	29	42	12	1	8	33	80	.548	30	6	30	1	.422	3	0	0-0	196	10	2	.990
Dylan Nease	.281	27-26	96	29	27	7	2	1	16	41	.427	28	5	27	4	.440	1	0	11-12	48	4	1	.981
Kurt Wilson	.274	33-31	106	23	29	6	2	3	16	48	.453	18	3	32	0	.394	0	1	3-3	44	12	4	.933
Braxton Fulford	.264	52-49	178	38	47	12	2	14	46	105	.590	27	13	54	5	.395	2	0	0-0	462	35	9	.983
Easton Murrell	.250	48-45	144	37	36	8	2	4	20	60	.417	42	9	44	5	.442	2	3	2-3	59	4	2	.969
Nate Rombeck	.222	40-30	117	26	26	6	1	9	34	61	.521	26	1	47	1	.359	2	0	0-0	229	24	4	.984
Dillon Carter	.207	35-31	111	16	23	6	0	1	15	32	.288	13	5	42	1	.318	0	1	2-2	67	1	1	.986
Parke Kelly	.194	53-41	129	28	26	4	1	0	10	31	.240	26	3	46	4	.333	2	0	0-0	29	67	8	.935
Cody Masters	.192	32-25	78	22	15	3	2	7	23	43	.551	16	8	35	2	.375	2	0	1-1	0	0	0	.000
Braydon Runion	.195	18-11	41	10	8	3	0	1	4	14	.341	6	2	16	2	.327	0	0	0-0	3	0	1	.750
Drew Woodcox	.167	20-8	36	6	6	0	0	2	7	12	.333	4	4	19	1	.311	1	0	0-0	57	5	1	.984
Max Marusak	.100	20-5	30	8	3	3	0	0	1	6	.200	1	0	11	3	.129	0	0	1-2	10	0	0	1.000
Andrew Devine	.000	1-4	0	0	0	0	0	0	0	0	.000	0	0	0	0	.000	0	0	0-0	0	1	0	1.000
Totals	.271	56	1858	421	504	107	16	90	378	913	.491	322	68	528	36	.394	23	8	49-57	1474	499	60	.970
Opponents	.240	56	1828	276	439	78	11	48	241	683	.374	225	54	543	32	.338	16	21	57-84	1411	414	56	.970

LOB - Team (447), Opp (396). DPs turned - Team (45), Opp (39). CI - Team (2), Rombeck, N. 1, Fulford, B. 1. BB - Team (9), Jung, Jo. 4, Conley, C. 3, Stilwell, C. 1, Masters, C. 1. Picked off - Fulford, B. 2, Baker, D. 1, Jung, Jo. 1, Nease, D. 1.

(All games Sorted by Earned run avg)

Player	era	w-l	gso	gs	sho	sv	ip	h	r	er	bb	so	2b	3b	hr	b/avg	wpa	bp	bkf	sho		
Ryan Sublette	2.34	6-3	19	0	0	0/1	8	42.1	28	16	11	17	62	6	2	1	.188	6	2	1	2	1
Brandon Birdsell	3.06	4-1	8	7	0	0/0	0	35.1	27	13	12	9	36	2	0	4	.216	4	5	0	1	1
Nicoh Dallas	3.51	4-3	17	10	0	0/1	2	66.2	61	34	26	20	79	7	1	6	.244	11	3	0	1	5
Patrick Monteverde	3.75	7-4	16	16	0	0/2	0	86.1	79	43	36	21	101	14	1	10	.240	8	3	1	2	3
Nason Montgomery	3.82	6-3	14	13	0	0/0	0	68.2	48	29	27	27	84	14	4	8	.218	1	2	0	3	3
Chase Hampton	3.86	4-1	18	7	0	0/2	1	44.1	36	21	19	17	34	3	1	4	.226	4	6	1	1	1
Derek Bridges	3.97	0-0	19	0	0	0/2	1	11.1	12	7	5	0	11	1	1	2	.278	0	3	0	1	0
Connor Queen	4.15	1-0	18	0	0	0/1	6	21.2	21	11	10	9	19	4	0	4	.266	3	1	0	1	0
El Rieckmann	4.50	1-0	11	0	0	0/0	0	10.0	10	6	5	6	6	8	0	1	.278	0	4	0	0	2
Brendan Girton	4.74	2-0	18	2	0	0/1	1	24.2	21	15	13	19	23	3	0	1	.228	4	6	1	1	3
Hayden Key	5.52	2-0	10	1	0	0/1	0	14.2	15	9	9	6	17	4	0	1	.268	1	2	0	0	0
Levi Wells	7.64	1-0	17	0	0	0/1	0	17.2	15	16	15	23	21	3	0	3	.231	2	4	1	0	0
Andrew Devine	12.00	1-1	17	0	0	0/0	0	16.0	17	22	20	21	23	1	0	1	.274	8	8	0	1	0

Nick Gorby	0.00	0-0	8	0	0	0/0	0	8.1	4	6	0	8	1	0	0	0	.286	0	1	0	0	0
Josh Sanders	2.89	0-0	8	0	0	0/0	0	9.1	10	4	3	4	10	4	0	0	.286	3	1	0	1	1
Kurt Wilson	3.38	0-0	8	0	0	0/0	0	2.2	4	1	1	2	0	0	0	0	.400	2	0	0	0	0
B. LeJeune-DeAcufis	4.91	0-0	4	0	0	0/1	0	3.2	5	2	2	2	4	1	0	0	.357	2	1	0	1	0
Jamie Hitt	5.79	0-1	6	0	0	0/1	0	4.2	10	6	3	2	2	2	1	0	.456	1	0	0	0	0
Tyler Hamilton	6.75	0-0	2	0	0	0/0	0	1.1	0	1	1	4	1	0	0	0	.000	0	0	0	0	0
Chase Webster	10.38	1-0	10	0	0	0/0	0	8.2	9	10	10	7	3	2	0	2	.257	2	1	0	0	1
Brandon Petix	13.50	0-0	1	0	0	0/0	0	0.2	1	1	1	1	0	1	0	0	.333	0	1	0	0	0
Brandon Beckel	16.20	0-0	6	0	0	0/0	0	8.1	6	6	6	6	6	8	0	0	.400	1	0	0	0	0
Totals	4.30	39-17	56	56	0	4/4	14	491.1	439	276	235	225	543	78	11	48	.240	58	54	5	16	21
Opponents	7.19	17-39	56	56	1	2/1	5	470.1	504	421	376	322	528	107	16	90	.271	59	68	8	23	8

PB - Team (6), Fulford, B. 5, Rombeck, N. 1, Opp (9). Pickoffs - Team (5), Fulford, B. 3, Rombeck, N. 1, Dallas, M. 1, Opp (4). SBA/ATT - Fulford, B. (50-68), Monteverde (12-18), Dallas, M. (7-12), Montgomery (8-10), Hampton, C. (8-10), Birdsell, B. (6-8), Rombeck, N. (4-6), Devine, A. (6-6), Stilwell, C. (3-5), Wells, L. (3-4), Girton, B. (2-3), Bridges, D. (2-3), Sanders, J. (0-2), Wilson, K. (1-2), Sublette, R. (0-2), Queen, C. (1-1), Rieckmann (1-1), Key, H. (0-1), Hitt, J. (0-1).

Season Stats

Player	g	ab	r	e	avg	obp	slp	ops	stbr%	ab	sl
Patrick Monteverde	14	1	13	0	1.000	1	12	6	.667	0	0
Ryan Sublette	11	5	6	0	1.000	0	0	2	.000	0	0
Max Morwick	10	10	0	0	1.000	0	0	0	---	0	0
Mason Montgomery	7	1	6	0	1.000	0	8	2	.800	0	0
Brandon Birdsell	6	4	2	0	1.000	0	6	2	.750	0	0
Tyler Hamilton	1	0	1	0	1.000	0	0	0	---	0	0
Levi Wells	1	0	1	0	1.000	1	3	1	.750	0	0
Eli Riechmann	1	0	1	0	1.000	0	1	0	1.000	0	0
Andrew Devins	1	0	1	0	1.000	0	6	0	1.000	0	0
Nick Gorby	1	1	0	0	1.000	1	0	0	---	0	0
B. Lelone-DeSola	1	0	1	0	1.000	0	0	0	---	0	0
Cole Stilwell	208	196	10	2	.990	17	3	2	.600	0	0
Ollien Carter	69	67	1	1	.986	0	0	0	---	0	0
Nate Rombach	257	229	24	4	.984	18	4	2	.667	1	1
Drew Woodcox	63	67	5	1	.984	5	0	0	---	0	0
Braxton Fulford	526	462	55	9	.983	3	50	18	.735	5	1
Dylon House	63	48	4	1	.981	0	0	0	---	0	0
Easton Murrell	65	59	4	2	.969	3	0	0	---	0	0
Jace Jung	212	93	112	7	.967	80	0	0	---	0	0
Dru Baker	90	80	7	3	.967	3	0	0	---	0	0
Cal Conley	214	71	133	10	.953	25	0	0	---	0	0
Parker Kelly	124	29	87	8	.935	8	0	0	---	0	0
Kurt Wilson	60	44	12	4	.933	5	1	1	.500	0	0
Micah Dallas	15	7	7	1	.933	0	7	5	.583	0	0
Connor Queen	4	1	2	1	.750	1	1	0	1.000	0	0
Derek Bridges	4	1	2	1	.750	0	2	1	.667	0	0
Chase Hamilton	4	3	0	1	.750	0	8	2	.800	0	0
Braydon Runion	4	3	0	1	.750	0	0	0	---	0	0
Brandon Gorton	6	2	2	2	.667	0	2	1	.667	0	0
Hayde Key	1	0	0	1	.000	0	0	1	.000	0	0
Jamie Hitt	0	0	0	0	.000	0	0	1	.000	0	0
Brandon Petix	0	0	0	0	.000	0	0	0	---	0	0
Chase Webster	0	0	0	0	.000	0	0	0	---	0	0
Brandon Beckel	0	0	0	0	.000	0	0	0	---	0	0
Cody Masters	0	0	0	0	.000	0	0	0	---	0	0
Josh Sanders	0	0	0	0	.000	0	0	2	.000	0	0
Totals	2033	1474	499	60	.970	45	57	27	.679	6	2
Opponents	1881	1411	414	56	.970	39	49	8	.860	9	0

Hitting minimums - 1 Games 50 AB

Pitching minimums - 1 Games 10 IP



Game-By-Game Offensive Stats

Date	Opponent	ab	r	h	rbi	2b	3b	hr	tb	bb	ibb	sb	cs	hbp	sac	sf	gdp	k	po	a	e	lob	avg
Feb 20	vs Arkansas	35	9	9	8	2	0	1	14	7	0	2	1	3	0	0	1	10	27	2	1	9	.257
Feb 21	vs Ole Miss	32	4	6	4	2	0	2	14	8	0	3	1	0	0	0	0	16	24	6	2	9	.224
Feb 22	vs Mississippi State	31	5	6	4	1	0	0	7	10	0	0	1	4	0	0	1	15	27	13	2	13	.214
Feb 26	HOUSTON BAPTIST	39	18	21	18	3	0	6	42	1	0	0	0	0	0	0	2	3	21	12	1	4	.307
Feb 27	HOUSTON BAPTIST	34	8	11	5	5	0	0	16	8	0	2	0	0	0	0	1	4	27	11	0	10	.310
Feb 28	HOUSTON BAPTIST	34	11	11	10	1	1	1	17	7	0	0	0	0	0	0	2	6	27	12	0	6	.312
Mar 02	TEXAS SOUTHERN	37	14	14	13	4	0	1	21	12	0	1	0	2	0	1	0	4	27	10	2	14	.322
Mar 03	TEXAS SOUTHERN	32	15	13	14	5	0	3	27	8	0	4	0	0	0	1	0	6	21	6	0	8	.332
Mar 05	vs Texas State	28	8	6	8	1	0	3	16	6	0	0	0	3	0	0	2	9	27	5	0	5	.321
Mar 06	vs Sam Houston	35	8	9	8	2	0	1	14	6	0	1	0	0	0	1	0	12	27	9	0	7	.315
Mar 07	vs A&M-Corpus Christi	30	4	6	3	1	0	0	7	3	0	0	1	2	0	0	0	12	27	6	0	7	.305
Mar 09	GONZAGA	30	5	6	5	2	0	1	11	8	0	2	0	0	0	0	0	13	27	14	1	9	.297
Mar 10	GONZAGA	31	5	7	4	2	0	0	9	8	0	2	1	1	0	0	0	10	27	12	0	11	.292
Mar 12	UCONN	29	4	6	3	2	0	0	8	6	0	1	0	0	1	0	0	12	27	11	2	8	.287
Mar 13	UCONN	35	10	11	7	3	0	2	20	7	0	3	0	1	0	1	0	11	27	15	4	10	.289
Mar 14	UCONN	34	15	14	13	2	1	1	21	8	1	2	0	7	0	2	1	12	27	6	3	12	.297
Mar 15	UCONN	38	9	11	8	1	1	5	29	3	1	1	0	1	0	0	0	9	30	12	1	6	.296
*Mar 19	OKLAHOMA STATE	34	0	6	0	0	0	0	6	2	0	0	0	1	0	0	0	12	27	13	1	10	.289
*Mar 20	OKLAHOMA STATE	27	4	6	2	1	0	1	10	2	0	0	1	1	1	0	2	7	27	11	1	3	.286
*Mar 21	OKLAHOMA STATE	32	6	8	5	2	0	1	13	6	0	0	0	1	0	0	0	9	27	8	1	9	.285
Mar 26	SOUTH FLORIDA	38	16	14	16	3	2	4	33	6	0	2	0	3	0	0	1	6	27	4	1	7	.289
Mar 27	SOUTH FLORIDA	36	8	13	4	1	0	1	17	4	0	2	0	2	1	1	0	7	27	12	0	12	.293
Mar 28	SOUTH FLORIDA	34	7	12	5	2	0	1	17	5	0	1	0	1	0	0	1	5	27	10	1	9	.295
*Apr 01	at K-State	45	17	16	16	4	0	6	38	10	0	2	0	0	0	1	0	11	27	7	2	12	.299
*Apr 02	at K-State	32	2	8	2	2	0	0	10	5	0	1	0	1	0	0	2	12	24	6	1	9	.297
*Apr 03	at K-State	32	4	7	4	2	0	1	12	3	0	0	0	0	0	0	2	10	24	11	0	4	.294
*Apr 09	TCU	36	3	6	2	2	1	1	13	0	0	0	0	0	0	0	0	17	27	7	1	6	.289
*Apr 10	TCU	35	6	8	6	0	1	1	13	4	0	0	0	2	0	0	1	13	30	9	3	8	.287
*Apr 11	TCU	30	17	13	16	3	0	5	31	10	0	2	0	1	0	0	1	8	21	6	0	6	.291
Apr 13	STEPHEN F. AUSTIN	27	4	8	4	1	0	0	9	9	2	1	1	4	0	1	1	7	27	9	1	12	.291
Apr 14	STEPHEN F. AUSTIN	29	7	6	7	2	0	2	14	7	1	1	0	0	0	3	0	6	27	13	0	8	.289
*Apr 16	at West Virginia	37	7	9	6	2	1	1	16	6	0	2	0	2	0	0	0	14	27	11	0	11	.287
*Apr 17	at West Virginia	29	5	6	5	1	0	0	7	7	1	0	0	6	0	2	2	8	24	8	3	12	.285
*Apr 18	at West Virginia	40	10	14	9	3	1	2	25	2	0	0	0	1	0	1	1	7	27	1	0	7	.288
*Apr 23	BAYLOR	33	4	8	4	2	0	1	13	2	0	0	0	2	0	2	0	8	27	13	0	8	.286
*Apr 24	BAYLOR	31	4	7	4	1	2	0	12	2	1	0	0	0	0	0	0	4	27	13	0	5	.285
*Apr 25	BAYLOR	33	3	7	2	2	0	1	12	6	0	0	0	0	0	0	1	6	27	11	1	9	.283
Apr 28	NEW MEXICO	33	10	9	9	2	1	3	22	11	0	0	0	1	0	1	0	8	27	11	2	12	.283
*Apr 30	at Texas	31	6	6	5	3	1	1	14	5	1	0	0	0	1	1	0	12	27	9	1	5	.280
*May 01	at Texas	31	5	6	4	2	0	0	8	3	0	0	0	2	0	0	1	10	27	9	0	4	.278
*May 02	at Texas	34	3	10	3	2	0	0	12	2	0	0	0	1	1	0	2	9	24	7	2	8	.279
May 04	vs Oklahoma	31	14	10	11	2	0	4	24	9	0	0	0	3	0	0	2	12	27	6	2	5	.280
*May 14	at Oklahoma	36	8	6	8	0	0	4	18	2	0	0	0	1	0	0	0	18	28	5	0	1	.277
*May 15	at Oklahoma	40	15	14	14	3	0	3	26	7	1	2	0	2	0	0	1	10	27	7	0	7	.279
*May 16	at Oklahoma	36	13	14	12	3	1	5	34	5	0	0	0	1	0	0	0	11	21	5	0	8	.282
*May 20	KANSAS	32	4	7	4	1	0	1	11	3	0	3	0	0	1	0	0	5	27	8	3	5	.280
*May 21	KANSAS	28	13	10	11	3	0	1	16	17	0	0	0	1	1	3	3	2	27	11	1	13	.282
*May 22	KANSAS	29	5	8	5	1	0	2	15	6	0	1	0	0	0	0	1	6	27	8	0	6	.282
May 26	vs Baylor	35	11	11	10	3	0	2	20	12	0	3	0	1	0	0	0	6	27	4	1	13	.282
May 28	vs TCU	29	2	4	2	1	0	1	8	5	0	0	1	0	1	0	1	14	24	7	2	6	.280
May 28	vs K-State	30	2	3	2	1	0	0	4	8	0	0	0	0	0	0	0	11	27	6	1	9	.276
Jun 04	ARMY WEST POINT	33	6	9	6	2	0	3	20	4	0	1	0	0	0	0	0	8	27	12	2	7	.276
Jun 05	NORTH CAROLINA	36	7	8	7	2	0	2	16	4	0	0	0	0	0	0	0	13	27	13	0	6	.275
Jun 06	UCLA	37	8	11	8	1	1	0	14	3	0	0	0	1	0	1	0	7	27	8	2	7	.276
Jun 11	STANFORD	34	3	7	3	0	1	2	15	1	0	1	0	1	0	0	0	15	27	11	3	6	.274
Jun 12	STANFORD	29	0	2	0	0	0	0	2	1	0	0	0	1	0	0	0	10	24	7	2	4	.271
Totals		1858	421	504	378	107	16	90	913	322	9	49	8	68	8	23	36	528	1474	499	60	447	.271

Game-By-Game Pitching Stats

Date	Opponent	ip	h	r	er	bb	so	2b	3b	hr	wp	bk	hbp	dp	ibb	score	w-l	sv	era
Feb 20	vs Arkansas	9.0	11	13	13	11	14	1	0	0	6	1	1	0	0	9-13	0-1	0	13.00
Feb 21	vs Ole Miss	8.0	5	5	2	4	9	0	0	1	3	0	1	0	0	4-5	0-2	0	7.94
Feb 22	vs Mississippi State	9.0	12	11	9	6	5	1	1	1	1	0	0	1	0	5-11	0-3	0	8.31
Feb 26	HOUSTON BAPTIST	7.0	5	3	3	3	3	0	0	0	0	0	2	2	0	18-3	1-3	0	7.36
Feb 27	HOUSTON BAPTIST	9.0	5	1	1	0	12	1	0	0	0	0	1	0	0	8-1	2-3	0	6.00
Feb 28	HOUSTON BAPTIST	9.0	5	2	2	2	9	1	0	1	1	0	0	1	0	11-2	3-3	0	5.25
Mar 02	TEXAS SOUTHERN	9.0	4	2	1	9	11	1	0	0	0	0	1	3	0	14-2	4-3	0	4.65
Mar 03	TEXAS SOUTHERN	7.0	3	0	0	4	10	0	0	0	1	1	2	1	0	15-0	5-3	0	4.16
Mar 05	vs Texas State	9.0	6	4	4	1	12	1	0	2	0	0	4	1	0	8-4	6-3	0	4.14
Mar 06	vs Sam Houston	9.0	3	0	0	0	12	1	0	0	0	1	1	1	0	8-0	7-3	0	3.71
Mar 07	vs A&M-Corpus Christi	9.0	7	3	3	4	13	1	0	1	0	0	1	1	0	4-3	8-3	1	3.64
Mar 09	GONZAGA	9.0	9	4	2	3	8	3	0	1	1	0	1	1	0	5-4	9-3	2	3.50
Mar 10	GONZAGA	9.0	8	4	4	5	6	1	0	1	0	0	2	2	0	5-4	10-3	3	3.54
Mar 12	UCONN	9.0	5	3	2	6	8	0	0	0	2	1	0	2	0	4-3	11-3	4	3.42
Mar 13	UCONN	9.0	7	3	2	2	7	2	0	0	2	0	0	1	0	10-3	12-3	4	3.32
Mar 14	UCONN	9.0	17	13	8	5	10	6	1	0	0	0	1	0	0	15-13	13-3	5	3.63
Mar 15	UCONN	10.0	12	8	8	7	4	3	0	0	1	0	4	1	0	9-8	14-3	5	3.87
*Mar 19	OKLAHOMA STATE	9.0	3	2	1	2	10	1	0	0	0	0	2	0	0	0-2	14-4	5	3.70
*Mar 20	OKLAHOMA STATE	9.0	9	2	2	2	8	0	0	0	2	0	0	3	0	4-2	15-4	6	3.61
*Mar 21	OKLAHOMA STATE	9.0	8	5	5	8	12	3	0	1	0	0	2	1	0	6-5	16-4	7	3.68
Mar 26	SOUTH FLORIDA	9.0	10	6	6	4	12	0	0	1	3	0	0	0	0	16-6	17-4	7	3.75
Mar 27	SOUTH FLORIDA	9.0	7	0	0	0	12	0	0	0	0	0	1	1	0	8-0	18-4	7	3.62
Mar 28	SOUTH FLORIDA	9.0	5	4	4	5	9	0	0	1	1	0	0	1	0	7-4	19-4	8	3.64
*Apr 01	at K-State	9.0	2	1	1	2	7	0	0	1	1	0	1	0	0	17-1	20-4	8	3.52
*Apr 02	at K-State	8.0	13	7	7	3	14	3	0	3	0	0	1	1	0	2-7	20-5	8	3.68
*Apr 03	at K-State	8.0	10	10	10	8	6	3	0	4	1	0	1	1	0	4-10	20-6	8	3.95
*Apr 09	TCU	9.0	7	7	6	5	12	1	2	1	1	0	0	0	0	3-7	20-7	8	4.03
*Apr 10	TCU	10.0	8	5	4	3	11	0	0	1	0	0	2	1	0	6-5	21-7	8	4.01
*Apr 11	TCU	7.0	11	7	7	3	6	2	0	3	1	0	1	0	0	17-7	22-7	8	4.15
Apr 13	STEPHEN F. AUSTIN	9.0	3	3	3	5	4	1	0	0	1	0	1	1	0	4-3	23-7	8	4.11
Apr 14	STEPHEN F. AUSTIN	9.0	8	5	5	3	10	2	0	0	1	1	2	2	0	7-5	24-7	9	4.14
*Apr 16	at West Virginia	9.0	8	2	2	3	10	3	0	0	1	0	1	1	0	7-2	25-7	9	4.07
*Apr 17	at West Virginia	8.0	11	6	5	3	8	1	0	0	3	0	0	0	0	5-6	25-8	9	4.11
*Apr 18	at West Virginia	9.0	2	1	1	1	16	0	1	0	0	0	0	0	0	10-1	26-8	9	4.02
*Apr 23	BAYLOR	9.0	14	12	12	6	5	3	0	4	2	0	1	1	0	4-12	26-9	9	4.25
*Apr 24	BAYLOR	9.0	7	1	1	0	11	0	0	0	1	0	0	1	0	4-1	27-9	9	4.16
*Apr 25	BAYLOR	9.0	13	13	13	9	13	1	1	3	1	0	1	1	0	3-13	27-10	9	4.40
Apr 28	NEW MEXICO	9.0	8	4	3	3	8	2	0	1	2	0	0	0	0	10-4	28-10	9	4.37
*Apr 30	at Texas	9.0	5	3	2	6	9	1	0	2	0	0	1	0	0	6-3	29-10	10	4.30
*May 01	at Texas	9.0	7	3	3	3	11	2	0	1	0	0	0	0	0	5-3	30-10	11	4.27
*May 02	at Texas	8.0	9	11	10	8	5	2	1	1	3	0	1	0	0	3-11	30-11	11	4.43
May 04	vs Oklahoma	9.0	12	4	3	2	9	1	1	1	2	0	1	2	0	14-4	31-11	11	4.35
*May 14	at Oklahoma	9.1	11	9	9	5	16	2	2	1	6	0	0	0	0	8-9	31-12	11	4.50
*May 15	at Oklahoma	9.0	9	2	2	3	10	3	0	0	1	0	0	1	0	15-2	32-12	12	4.44
*May 16	at Oklahoma	7.0	9	2	2	4	6	4	0	0	0	0	1	1	0	13-2	33-12	12	4.40
*May 20	KANSAS	9.0	10	7	2	2	14	1	1	0	0	0	1	0	0	4-7	33-13	12	4.35
*May 21	KANSAS	9.0	8	4	2	2	10	0	0	0	1	0	1	1	0	13-4	34-13	12	4.30
*May 22	KANSAS	9.0	3	0	0	1	8	0	0	0	0	0	0	2	0	5-0	35-13	12	4.21
May 26	vs Baylor	9.0	7	4	3	4	14	2	0	0	0	0	4	0	0	11-4	36-13	12	4.18
May 28	vs TCU	8.0	9	7	5	6	8	2	0	0	1	0	0	0	0	2-7	36-14	12	4.21
May 28	vs K-State	9.0	5	7	7	10	10	1	0	2	1	0	3	0	0	2-7	36-15	12	4.27
Jun 04	ARMY WEST POINT	9.0	8	3	2	2	7	1	0	1	1	0	0	2	0	6-3	37-15	13	4.22
Jun 05	NORTH CAROLINA	9.0	6	2	2	3	15	1	0	0	0	0	0	0	0	7-2	38-15	14	4.18
Jun 06	UCLA	9.0	5	2	1	4	14	1	0	0	1	0	1	1	0	8-2	39-15	14	4.12
Jun 11	STANFORD	9.0	14	15	11	5	7	4	0	3	1	0	1	1	0	3-15	39-16	14	4.25
Jun 12	STANFORD	8.0	11	9	7	5	13	1	0	4	0	0	0	0	0	0-9	39-17	14	4.30
Totals		491.1	439	276	235	225	543	78	11	48	58	5	54	45	0	421-276	39-17	14	4.30

STREAKS

Multiple HH Games	2	3	4	5+	Total
Cal Conley	17	4	2	-	23
Dru Baker	10	8	3	-	21
Jace Jung	16	5	-	-	21
Braxton Fullard	7	3	-	-	10
Eason Maxwell	8	1	-	-	9
Kurt Wilson	9	-	-	-	9
Cole Stillwell	8	1	-	-	9
Nate Romboach	4	2	-	-	6
Dillon Carter	3	2	-	-	5
Dylan Neuse	3	1	1	-	5
Parker Kelly	5	-	-	-	5
Braydon Runion	1	-	-	-	1
Cody Masters	1	-	-	-	1
Drew Woodcox	1	-	-	-	1
TEAM	93	27	6	0	126

Multiple RBI Games	2	3	4	5+	Total
Jace Jung	9	3	3	2	17
Cal Conley	6	5	3	-	14
Braxton Fullard	6	3	2	-	11
Nate Romboach	4	6	-	-	10
Cole Stillwell	6	1	2	-	9
Dru Baker	3	2	1	1	7
Cody Masters	3	2	1	-	6
Dillon Carter	6	-	-	-	6
Kurt Wilson	4	1	-	-	5
Eason Maxwell	3	1	-	-	4
Parker Kelly	2	1	-	-	3
Dylan Neuse	-	2	1	-	3
Braydon Runion	1	-	-	-	1
Drew Woodcox	-	-	1	-	1
TEAM	53	27	14	3	97

Hitting Streaks	Longest	Current
Cal Conley	11	-
Jace Jung	11	-
Dru Baker	11	-
Cole Stillwell	10	6
Dylan Neuse	8	-
Eason Maxwell	8	-
Braxton Fullard	6	-
Nate Romboach	5	-
Parker Kelly	4	-
Cody Masters	4	-
Kurt Wilson	4	-
Braydon Runion	3	-
Dillon Carter	3	-
Drew Woodcox	2	-
Max Mausack	1	-

Reached Base Streaks	Longest	Current
Jace Jung	50	-
Cole Stillwell	21	6
Eason Maxwell	18	1
Cal Conley	14	-
Dylan Neuse	13	-
Dru Baker	12	-
Braxton Fullard	12	-
Kurt Wilson	11	-
Nate Romboach	9	-
Parker Kelly	9	-
Cody Masters	7	-
Braydon Runion	6	-
Dillon Carter	6	-
Drew Woodcox	5	-
Max Mausack	2	-

Texas Tech when...

Score by Innings	1	2	3	4	5	6	7	8	9	EX	Total
Texas Tech	48	51	47	62	56	44	69	31	9	4	421
Opponents	29	21	26	29	30	30	42	26	40	3	276
Record when ...											
Overall			38-17						After 6 leading		32-3
Conference			14-10						--- trailing		3-12
Non-Conference			25-7						--- tied		4-2
Home games			27-7						After 7 leading		32-2
Away games			7-6						--- trailing		0-14
Neutral site			5-6						--- tied		3-1
Day games			28-12						After 8 leading		34-1
Night games			10-6						--- trailing		0-14
vs Left starter			10-6						--- tied		1-2
vs Right starter			28-11								
1-Run games			8-3						Hit 0 home runs		8-7
2-Run games			4-1						... 1 home run		13-7
3+Run games			22-10						... 2+ home runs		18-3
Extra innings			2-1								
Shutouts			4-2						Opponent 0 home runs		23-6
									--- 1 home run		13-6
									--- 2+ HRs		3-7
Scoring 0-2 runs			0-6						Made 0 errors		18-3
--- 3-5 runs			9-10						... 1 error		11-6
--- 6-9 runs			14-2						... 2+ errors		10-8
--- 10+ runs			15-0								
Opponent 0-2 runs			15-1						Opp. made 0 errors		12-11
--- 3-5 runs			19-1						--- 1 error		13-4
--- 6-9 runs			3-8						--- 2+ errors		14-2
--- 10+ runs			1-7								
Scored in 1st inning			20-3						Out-hit opponent		25-3
Opp. scored in 1st			5-8						Out-hit by opponent		9-14
Scores first			29-4						Hits are tied		4-0
Opp. scores first			10-13								

Record when team scores:

Runs	0	1	2	3	4	5	6	7	8	9	10+
W-L	0-2	0-0	0-3	0-4	5-4	4-2	4-0	4-0	5-1	1-1	15-0

Record when opponent scores:

Runs	0	1	2	3	4	5	6	7	8	9	10+
W-L	4-0	4-0	8-1	8-0	8-0	3-1	1-1	1-5	1-0	0-2	1-7

Record when leading after:

Inn.	1	2	3	4	5	6	7	8
W-L	19-3	27-3	30-2	32-1	33-3	32-3	32-2	34-1

Record when trailing after:

Inn.	1	2	3	4	5	6	7	8
W-L	2-8	2-11	3-13	2-13	2-14	3-12	0-14	0-14

Record when tied after:

Inn.	1	2	3	4	5	6	7	8
W-L	18-6	10-3	6-2	5-3	4-0	4-2	3-1	1-2

Current losing streak: 2

Longest winning streak: 14

Longest losing streak: 3

Home attendance : 119916 (34 dates avg = 3526)

Away attendance : 85895 (22 dates avg = 3904)

Total attendance: 205811 (56 dates avg = 3675)



Team Game Highs

Batting

At bats:	45	-	at K-State (Apr 01, 2021)
Runs scored:	18	-	vs Houston Baptist (Feb 26, 2021)
Hits:	21	-	vs Houston Baptist (Feb 26, 2021)
RBIs:	18	-	vs Houston Baptist (Feb 26, 2021)
Doubles:	5	-	vs Houston Baptist (Feb 27, 2021)
	5	-	vs Texas Southern (Mar 03, 2021)
Triples:	2	-	vs South Florida (Mar 26, 2021)
	2	-	vs Baylor (Apr 24, 2021)
Home runs:	6	-	vs Houston Baptist (Feb 26, 2021)
	6	-	at K-State (Apr 01, 2021)
Total bases:	42	-	vs Houston Baptist (Feb 26, 2021)
Walks:	17	-	vs Kansas (May 21, 2021)
Strikeouts:	18	-	at Oklahoma (May 14, 2021)
Sac hits:	1	-	(8 times)
Sac flies:	3	-	vs Stephen F. Austin (Apr 14, 2021)
	3	-	vs Kansas (May 21, 2021)
Stolen bases:	4	-	vs Texas Southern (Mar 03, 2021)
Hit by pitch:	7	-	vs UConn (Mar 14, 2021)
Caught stealing:	1	-	(8 times)
Runners LOB:	14	-	vs Texas Southern (Mar 02, 2021)
Hit into DP:	3	-	vs Kansas (May 21, 2021)
	3	-	vs Kansas (May 22, 2021)

Fielding

Putouts:	30	-	vs UConn (Mar 15, 2021)
	30	-	vs TCU (Apr 10, 2021)
Assists:	15	-	vs UConn (Mar 13, 2021)
Errors:	4	-	vs UConn (Mar 13, 2021)
Passed balls:	1	-	(6 times)
DPs turned:	3	-	vs Texas Southern (Mar 02, 2021)
	3	-	vs Oklahoma State (Mar 20, 2021)

Pitching

Innings pitched:	10.0	-	vs UConn (Mar 15, 2021)
	10.0	-	vs TCU (Apr 10, 2021)
Runs allowed:	15	-	vs Stanford (Jun 11, 2021)
Earned runs:	13	-	vs Arkansas (Feb 20, 2021 at Arlington, TX)
	13	-	vs Baylor (Apr 25, 2021)
Walks allowed:	11	-	vs Arkansas (Feb 20, 2021 at Arlington, TX)
Strikeouts:	16	-	at West Virginia (Apr 18, 2021)
	16	-	at Oklahoma (May 14, 2021)
Hits allowed:	17	-	vs UConn (Mar 14, 2021)
Doubles allowed:	6	-	vs UConn (Mar 14, 2021)
Triples allowed:	2	-	vs TCU (Apr 09, 2021)
	2	-	at Oklahoma (May 14, 2021)
Homers allowed:	4	-	at K-State (Apr 03, 2021)
	4	-	vs Baylor (Apr 23, 2021)
	4	-	vs Stanford (Jun 12, 2021)

Individual Game Highs

Batting

At bats:	7	-	Cal Conley at K-State (Apr 01, 2021)
Runs scored:	4	-	Jace Jung vs Texas Southern (Mar 02, 2021)
	4	-	Jace Jung vs TCU (Apr 11, 2021)
Hits:	4	-	(6 times)
RBIs:	6	-	Dru Baker at Oklahoma (May 15, 2021)
Doubles:	2	-	(8 times)
Triples:	1	-	(16 times)
Home runs:	3	-	Jace Jung at K-State (Apr 01, 2021)
	3	-	Jace Jung vs TCU (Apr 11, 2021)
Total bases:	12	-	Jace Jung at K-State (Apr 01, 2021)
	12	-	Jace Jung vs TCU (Apr 11, 2021)
Walks:	4	-	Jace Jung vs Stephen F. Austin (Apr 13, 2021)
Strikeouts:	4	-	(5 times)
Sac hits:	1	-	(8 times)
Sac flies:	1	-	(23 times)
Stolen bases:	2	-	(8 times)
Hit by pitch:	2	-	(8 times)
Caught stealing:	1	-	(8 times)
Runners LOB:	6	-	Nate Rombach vs Texas Southern (Mar 02, 2021)
	6	-	Braxton Fulford vs Oklahoma State (Mar 19, 2021)

Fielding

Putouts:	16	-	Braxton Fulford at West Virginia (Apr 18, 2021)
Assists:	6	-	Cal Conley vs Gonzaga (Mar 10, 2021)
	6	-	Cal Conley vs Army West Point (Jun 04, 2021)
Errors:	2	-	Cal Conley at K-State (Apr 01, 2021)
	2	-	Parker Kelly vs TCU (Apr 10, 2021)
	2	-	Cal Conley vs Kansas (May 20, 2021)
Passed balls:	1	-	(6 times)

Pitching

Innings pitched:	7.1	-	Micah Dallas at Texas (May 01, 2021)
Runs allowed:	7	-	Patrick Monteverde vs Baylor (Apr 23, 2021)
	7	-	Patrick Monteverde at Oklahoma (May 14, 2021)
Earned runs:	7	-	Patrick Monteverde vs Baylor (Apr 23, 2021)
	7	-	Patrick Monteverde at Oklahoma (May 14, 2021)
Walks allowed:	4	-	Micah Dallas vs TCU (Apr 09, 2021)
	4	-	Levi Wells vs TCU (May 28, 2021 at Oklahoma City, Okla.)
	4	-	Mason Montgomery vs UCLA (Jun 06, 2021)
Strikeouts:	12	-	Mason Montgomery at West Virginia (Apr 18, 2021)
Hits allowed:	8	-	Patrick Monteverde at K-State (Apr 02, 2021)
	8	-	Patrick Monteverde vs Baylor (Apr 23, 2021)
	8	-	Patrick Monteverde at Oklahoma (May 14, 2021)
Doubles allowed:	3	-	Mason Montgomery vs UConn (Mar 14, 2021)
	3	-	Mason Montgomery at Oklahoma (May 16, 2021)
Triples allowed:	1	-	(11 times)
Homers allowed:	3	-	Mason Montgomery vs Baylor (Apr 25, 2021)
Wild pitches:	3	-	Andrew Devine vs Arkansas (Feb 20, 2021 at Arlington, TX)

Starting Lineup by Position

PITCHER:

Patrick Monteverde	16	(9-7)
Mason Montgomery	13	(9-4)
Micah Dallas	10	(6-4)
Chase Hampton	7	(6-1)
Brandon Birdsell	7	(6-1)
Brendan Girton	2	(2-0)
Hayde Key	1	(1-0)

CATCHER:

Braxton Fulford	49	(33-16)
Nate Rombach	5	(4-1)
Cole Stilwell	2	(2-0)

FIRST BASE:

Cole Stilwell	24	(14-10)
Nate Rombach	23	(17-6)
Drew Woodcox	8	(8-0)
Kurt Wilson	1	(0-1)

SECOND BASE:

Jace Jung	55	(39-16)
Dru Baker	1	(0-1)

THIRD BASE:

Parker Kelly	41	(28-13)
Kurt Wilson	12	(11-1)
Cal Conley	2	(0-2)
Cole Stilwell	1	(0-1)

SHORTSTOP:

Cal Conley	53	(39-14)
Kurt Wilson	2	(0-2)
Jace Jung	1	(0-1)

LEFT FIELD:

Dru Baker	42	(30-12)
Dillon Carter	6	(4-2)
Max Marusak	4	(3-1)
Kurt Wilson	4	(2-2)

CENTER FIELD:

Dylan Neuse	26	(20-6)
Dillon Carter	25	(15-10)
Kurt Wilson	4	(3-1)
Max Marusak	1	(1-0)

RIGHT FIELD:

Easton Murrell	37	(24-13)
Kurt Wilson	8	(7-1)
Dru Baker	7	(5-2)
Braydon Runion	4	(3-1)

DESIGNATED HITTER:

Cody Masters	25	(18-7)
Cole Stilwell	14	(9-5)
Easton Murrell	8	(6-2)
Braydon Runion	7	(5-2)
Nate Rombach	2	(1-1)

Game-By-Game Starters By Position

Date	Opponent	C	1B	2B	3B	SS	LF	CF	RF	DH
vs. Arkansas		Fulford	Stilwell	Jung	Conley	Wilson	Baker	Neuse	Murrell	Runion
vs. Ole Miss		Rombach	Stilwell	Jung	Conley	Wilson	Marusak	Neuse	Baker	Murrell
vs. Mississippi St.		Fulford	Rombach	Jung	Kelly	Conley	Baker	Neuse	Murrell	Stilwell
Houston Baptist		Fulford	Rombach	Jung	Wilson	Conley	Baker	Neuse	Runion	Stilwell
Houston Baptist		Stilwell	Rombach	Jung	Wilson	Conley	Baker	Neuse	Runion	Masters
Houston Baptist		Rombach	Stilwell	Jung	Kelly	Conley	Baker	Neuse	Wilson	Runion
Texas Southern		Stilwell	Rombach	Jung	Wilson	Conley	Baker	Neuse	Runion	Masters
Texas Southern		Rombach	Woodcox	Jung	Wilson	Conley	Baker	Neuse	Murrell	Runion
vs. Texas State		Fulford	Rombach	Jung	Wilson	Conley	Baker	Neuse	Murrell	Masters
vs. Sam Houston St.		Fulford	Rombach	Jung	Kelly	Conley	Baker	Neuse	Wilson	Stilwell
vs. Texas A&M-CC		Fulford	Woodcox	Jung	Kelly	Conley	Baker	Neuse	Murrell	Masters
Gonzaga		Fulford	Woodcox	Jung	Wilson	Conley	Baker	Neuse	Murrell	Rombach
Gonzaga		Rombach	Stilwell	Jung	Kelly	Conley	Baker	Neuse	Wilson	Masters
UConn		Fulford	Stilwell	Jung	Wilson	Conley	Baker	Neuse	Murrell	Runion
UConn		Rombach	Woodcox	Jung	Kelly	Conley	Baker	Neuse	Wilson	Murrell
UConn		Fulford	Rombach	Jung	Kelly	Conley	Baker	Neuse	Wilson	Masters
UConn		Fulford	Rombach	Jung	Kelly	Conley	Baker	Neuse	Wilson	Masters
Oklahoma State		Fulford	Rombach	Jung	Kelly	Conley	Baker	Neuse	Wilson	Stilwell
Oklahoma State		Fulford	Rombach	Jung	Kelly	Conley	Baker	Neuse	Wilson	Stilwell
Oklahoma State		Fulford	Rombach	Jung	Kelly	Conley	Baker	Neuse	Murrell	Masters
South Florida		Fulford	Woodcox	Jung	Wilson	Conley	Carter	Neuse	Baker	Murrell
South Florida		Fulford	Woodcox	Jung	Wilson	Conley	Carter	Neuse	Baker	Murrell
South Florida		Fulford	Woodcox	Jung	Wilson	Conley	Carter	Neuse	Baker	Murrell
at Kansas State		Fulford	Woodcox	Jung	Wilson	Conley	Carter	Neuse	Baker	Murrell
at Kansas State		Fulford	Stilwell	Jung	Wilson	Conley	Carter	Neuse	Baker	Murrell
at Kansas State		Fulford	Wilson	Jung	Kelly	Conley	Carter	Neuse	Murrell	Masters
TCU		Fulford	Stilwell	Jung	Kelly	Conley	Wilson	Carter	Runion	Rombach
TCU		Fulford	Stilwell	Jung	Kelly	Conley	Wilson	Carter	Murrell	Masters
TCU		Fulford	Stilwell	Jung	Kelly	Conley	Wilson	Carter	Murrell	Masters
Stephen F. Austin		Fulford	Stilwell	Jung	Kelly	Conley	Marusak	Carter	Murrell	Masters
Stephen F. Austin		Fulford	Stilwell	Jung	Kelly	Conley	Marusak	Carter	Murrell	Masters
at West Virginia		Fulford	Stilwell	Jung	Kelly	Conley	Baker	Carter	Murrell	Masters
at West Virginia		Fulford	Stilwell	Jung	Kelly	Conley	Baker	Carter	Murrell	Masters
at West Virginia		Fulford	Stilwell	Jung	Kelly	Conley	Baker	Carter	Murrell	Masters
Baylor		Fulford	Stilwell	Jung	Kelly	Conley	Baker	Carter	Murrell	Masters
Baylor		Fulford	Stilwell	Jung	Kelly	Conley	Baker	Carter	Murrell	Masters
Baylor		Fulford	Stilwell	Jung	Kelly	Conley	Baker	Carter	Murrell	Masters
New Mexico		Fulford	Rombach	Jung	Kelly	Conley	Baker	Marusak	Murrell	Masters
at Texas		Fulford	Rombach	Jung	Kelly	Conley	Baker	Carter	Murrell	Masters
at Texas		Fulford	Stilwell	Jung	Kelly	Conley	Baker	Carter	Murrell	Runion
at Texas		Fulford	Stilwell	Jung	Kelly	Conley	Baker	Carter	Murrell	Runion
vs. Oklahoma		Fulford	Stilwell	Jung	Kelly	Conley	Baker	Carter	Murrell	Runion
Illinois-Chicago		--	--	--	--	--	--	--	--	--
Illinois-Chicago		--	--	--	--	--	--	--	--	--
Illinois-Chicago		--	--	--	--	--	--	--	--	--
Illinois-Chicago		--	--	--	--	--	--	--	--	--
at Oklahoma		Fulford	Stilwell	Jung	Kelly	Conley	Baker	Carter	Murrell	Masters
at Oklahoma		Fulford	Stilwell	Jung	Kelly	Conley	Marusak	Carter	Baker	Murrell
at Oklahoma		Fulford	Stilwell	Jung	Kelly	Conley	Baker	Carter	Murrell	Masters
Kansas		Fulford	Stilwell	Jung	Kelly	Conley	Baker	Carter	Murrell	Masters
Kansas		Fulford	Rombach	Jung	Kelly	Conley	Baker	Carter	Murrell	Stilwell
Kansas		Fulford	Rombach	Jung	Kelly	Conley	Baker	Carter	Murrell	Stilwell
vs. Baylor		Fulford	Rombach	Jung	Kelly	Conley	Baker	Carter	Murrell	Stilwell
vs. TCU		Fulford	Rombach	Jung	Kelly	Conley	Baker	Carter	Murrell	Stilwell
vs. Kansas State		Fulford	Rombach	Jung	Stilwell	Conley	Baker	Carter	Murrell	Masters
Army		Fulford	Rombach	Jung	Kelly	Conley	Baker	Wilson	Murrell	Stilwell
North Carolina		Fulford	Rombach	Jung	Kelly	Conley	Baker	Wilson	Murrell	Stilwell
UCLA		Fulford	Rombach	Jung	Kelly	Conley	Baker	Wilson	Murrell	Stilwell
Stanford		Fulford	Rombach	Jung	Kelly	Conley	Baker	Wilson	Murrell	Stilwell
Stanford		Fulford	Rombach	Baker	Kelly	Jung	Wilson	Carter	Murrell	Stilwell



Game-By-Game Starters By Batting Order

Date	Opponent	Leadoff	2nd	3rd	Cleanup	5th	6th	7th	8th	9th
vs. Arkansas		Baker	Conley	Neuse	Jung	Stilwell	Murrell	Fulford	Runion	Wilson
vs. Ole Miss		Baker	Conley	Neuse	Murrell	Stilwell	Jung	Rombach	Marusak	Wilson
vs. Mississippi St.		Neuse	Conley	Murrell	Baker	Jung	Stilwell	Rombach	Fulford	Kelly
Houston Baptist		Baker	Jung	Neuse	Stilwell	Conley	Wilson	Rombach	Runion	Fulford
Houston Baptist		Baker	Jung	Neuse	Stilwell	Conley	Wilson	Rombach	Runion	Masters
Houston Baptist		Baker	Jung	Neuse	Stilwell	Conley	Wilson	Rombach	Runion	Kelly
Texas Southern		Baker	Jung	Neuse	Stilwell	Conley	Wilson	Rombach	Runion	Masters
Texas Southern		Baker	Jung	Neuse	Rombach	Conley	Wilson	Woodcox	Murrell	Runion
vs. Texas State		Baker	Jung	Neuse	Murrell	Conley	Wilson	Rombach	Masters	Fulford
vs. Sam Houston St.		Baker	Jung	Neuse	Fulford	Conley	Wilson	Stilwell	Rombach	Kelly
vs. Texas A&M-CC		Baker	Jung	Neuse	Fulford	Conley	Woodcox	Murrell	Masters	Kelly
Gonzaga		Baker	Jung	Neuse	Rombach	Conley	Murrell	Wilson	Fulford	Woodcox
Gonzaga		Baker	Jung	Neuse	Rombach	Conley	Wilson	Stilwell	Masters	Kelly
UConn		Baker	Jung	Neuse	Runion	Conley	Fulford	Stilwell	Murrell	Wilson
UConn		Baker	Jung	Neuse	Rombach	Conley	Wilson	Woodcox	Murrell	Kelly
UConn		Baker	Jung	Neuse	Rombach	Conley	Fulford	Masters	Wilson	Kelly
UConn		Baker	Jung	Neuse	Rombach	Conley	Fulford	Masters	Wilson	Kelly
Oklahoma State		Baker	Jung	Neuse	Rombach	Conley	Fulford	Stilwell	Wilson	Kelly
Oklahoma State		Baker	Jung	Neuse	Rombach	Conley	Fulford	Stilwell	Wilson	Kelly
Oklahoma State		Neuse	Conley	Baker	Jung	Rombach	Murrell	Fulford	Masters	Kelly
South Florida		Neuse	Conley	Baker	Jung	Wilson	Murrell	Fulford	Carter	Woodcox
South Florida		Neuse	Conley	Baker	Jung	Wilson	Murrell	Fulford	Carter	Woodcox
South Florida		Neuse	Conley	Baker	Jung	Wilson	Murrell	Fulford	Carter	Woodcox
at Kansas State		Neuse	Conley	Baker	Jung	Wilson	Murrell	Fulford	Carter	Woodcox
at Kansas State		Neuse	Conley	Baker	Jung	Wilson	Murrell	Fulford	Carter	Stilwell
at Kansas State		Neuse	Conley	Carter	Jung	Wilson	Murrell	Fulford	Masters	Kelly
TCU		Conley	Fulford	Jung	Stilwell	Runion	Wilson	Rombach	Carter	Kelly
TCU		Murrell	Fulford	Jung	Stilwell	Conley	Carter	Wilson	Masters	Kelly
TCU		Murrell	Fulford	Jung	Stilwell	Conley	Masters	Wilson	Carter	Kelly
Stephen F. Austin		Murrell	Fulford	Jung	Stilwell	Conley	Masters	Kelly	Carter	Marusak
Stephen F. Austin		Murrell	Fulford	Jung	Stilwell	Conley	Masters	Carter	Kelly	Marusak
at West Virginia		Murrell	Fulford	Jung	Stilwell	Baker	Conley	Masters	Kelly	Carter
at West Virginia		Murrell	Fulford	Jung	Stilwell	Baker	Conley	Masters	Kelly	Carter
at West Virginia		Murrell	Baker	Jung	Stilwell	Conley	Fulford	Masters	Kelly	Carter
Baylor		Murrell	Baker	Jung	Stilwell	Conley	Fulford	Masters	Kelly	Carter
Baylor		Murrell	Jung	Baker	Conley	Fulford	Masters	Stilwell	Carter	Kelly
Baylor		Murrell	Jung	Baker	Conley	Fulford	Masters	Stilwell	Carter	Kelly
New Mexico		Baker	Murrell	Jung	Fulford	Conley	Rombach	Masters	Kelly	Marusak
at Texas		Baker	Murrell	Jung	Fulford	Conley	Masters	Rombach	Carter	Kelly
at Texas		Baker	Murrell	Jung	Fulford	Conley	Stilwell	Runion	Carter	Kelly
at Texas		Baker	Murrell	Jung	Fulford	Conley	Stilwell	Runion	Carter	Kelly
vs. Oklahoma		Baker	Murrell	Jung	Fulford	Conley	Stilwell	Runion	Carter	Kelly
Illinois-Chicago		--	--	--	--	--	--	--	--	--
Illinois-Chicago		--	--	--	--	--	--	--	--	--
Illinois-Chicago		--	--	--	--	--	--	--	--	--
Illinois-Chicago		--	--	--	--	--	--	--	--	--
at Oklahoma		Baker	Murrell	Jung	Fulford	Conley	Masters	Stilwell	Carter	Kelly
at Oklahoma		Baker	Marusak	Jung	Fulford	Conley	Murrell	Stilwell	Carter	Kelly
at Oklahoma		Baker	Murrell	Jung	Fulford	Conley	Masters	Stilwell	Carter	Kelly
Kansas		Baker	Murrell	Jung	Stilwell	Conley	Masters	Fulford	Carter	Kelly
Kansas		Baker	Fulford	Jung	Stilwell	Conley	Murrell	Rombach	Carter	Kelly
Kansas		Baker	Fulford	Jung	Stilwell	Conley	Murrell	Rombach	Carter	Kelly
vs. Baylor		Baker	Fulford	Jung	Stilwell	Conley	Murrell	Rombach	Carter	Kelly
vs. TCU		Baker	Fulford	Jung	Stilwell	Conley	Murrell	Rombach	Carter	Kelly
vs. Kansas State		Baker	Murrell	Jung	Stilwell	Conley	Fulford	Masters	Rombach	Carter
Army		Baker	Fulford	Jung	Stilwell	Conley	Murrell	Rombach	Wilson	Kelly
North Carolina		Baker	Fulford	Jung	Stilwell	Conley	Murrell	Rombach	Wilson	Kelly
UCLA		Baker	Fulford	Jung	Stilwell	Conley	Murrell	Rombach	Wilson	Kelly
Stanford		Baker	Fulford	Jung	Stilwell	Conley	Murrell	Rombach	Wilson	Kelly
Stanford		Fulford	Carter	Baker	Jung	Stilwell	Murrell	Rombach	Kelly	Wilson

Starters Breakdown

LEADOFF:		
Dru Baker	36	(27-9)
Easton Murrell	10	(7-3)
Dylan Neuse	8	(5-3)
Braxton Fulford	1	(0-1)
Cal Conley	1	(0-1)
2ND SPOT:		
Jace Jung	18	(16-2)
Braxton Fulford	15	(11-4)
Cal Conley	10	(5-5)
Easton Murrell	9	(5-4)
Dru Baker	2	(1-1)
Dillon Carter	1	(0-1)
Max Marusak	1	(1-0)
3RD SPOT:		
Jace Jung	27	(18-9)
Dylan Neuse	18	(15-3)
Dru Baker	9	(6-3)
Dillon Carter	1	(0-1)
Easton Murrell	1	(0-1)
CLEANUP:		
Cole Stilwell	25	(18-7)
Jace Jung	9	(5-4)
Nate Rombach	8	(7-1)
Braxton Fulford	8	(6-2)
Cal Conley	2	(1-1)
Easton Murrell	2	(1-1)
Dru Baker	1	(0-1)
Braydon Runion	1	(1-0)
5TH SPOT:		
Cal Conley	40	(32-8)
Kurt Wilson	6	(4-2)
Cole Stilwell	3	(0-3)
Braxton Fulford	2	(1-1)
Dru Baker	2	(1-1)
Braydon Runion	1	(0-1)
Nate Rombach	1	(1-0)
Jace Jung	1	(0-1)
6TH SPOT:		
Easton Murrell	19	(13-6)
Kurt Wilson	10	(9-1)
Cody Masters	9	(6-3)
Braxton Fulford	8	(5-3)
Cole Stilwell	4	(2-2)
Cal Conley	2	(1-1)
Jace Jung	1	(0-1)
Drew Woodcox	1	(1-0)
Dillon Carter	1	(1-0)
Nate Rombach	1	(1-0)
7TH SPOT:		
Nate Rombach	18	(12-6)
Braxton Fulford	11	(7-4)
Cole Stilwell	8	(5-3)
Cody Masters	8	(5-3)
Kurt Wilson	3	(3-0)
Braydon Runion	3	(2-1)
Drew Woodcox	2	(2-0)
Dillon Carter	1	(1-0)
Easton Murrell	1	(1-0)
Parker Kelly	1	(1-0)
8TH SPOT:		
Dillon Carter	22	(15-7)
Kurt Wilson	8	(6-2)
Parker Kelly	7	(4-3)
Cody Masters	6	(5-1)
Braydon Runion	5	(4-1)
Easton Murrell	3	(3-0)
Braxton Fulford	2	(1-1)
Nate Rombach	2	(1-1)
Max Marusak	1	(0-1)
9TH SPOT:		
Parker Kelly	33	(23-10)
Dillon Carter	5	(2-3)
Drew Woodcox	5	(5-0)
Kurt Wilson	4	(1-3)
Max Marusak	3	(3-0)
Braxton Fulford	2	(2-0)
Cody Masters	2	(2-0)
Braydon Runion	1	(1-0)
Cole Stilwell	1	(0-1)



The Last Time Texas Tech...

Won 5 or more consecutive games _____ 5 games (April 10-16, 2021)
Won 6 or more consecutive games _____ 6 games (March 20-April 1, 2021)
Won 8 or more consecutive games _____ 14 games (Feb. 26-March 15, 2021)
Won 10 or more consecutive games _____ 14 games (Feb. 26-March 15, 2021)
Won 16 or more consecutive games _____ 16 games (April 13-May 22, 2002)

Lost 5 or more consecutive games _____ 5 games (March 10, 2020-Feb. 22, 2021)
Lost 6 or more consecutive games _____ 9 games (April 2-20, 2013)
Lost 7 or more consecutive games _____ 9 games (April 2-20, 2013)
Lost 8 or more consecutive games _____ 9 games (April 2-20, 2013)
Lost 9 or more consecutive games _____ 9 games (April 2-20, 2013)
Lost 10 or more consecutive games _____ 11 games (April 12-28, 1985)
Lost 11 or more consecutive games _____ 11 games (April 12-28, 1985)

Shutout an opponent _____ vs. Kansas, 5-0 (May 22, 2021)
Shutout an opponent on Opening Day _____ vs. Northern Illinois, 8-0 (Feb. 15, 2013)
Shutout an opponent at home _____ vs. Kansas, 5-0 (May 22, 2021)
Shutout a Big 12 opponent at home _____ vs. Kansas, 5-0 (May 22, 2021)
Shutout an opponent on the road _____ at West Virginia (Apr. 14, 2019)
Shutout a Big 12 opponent on the road _____ at West Virginia (Apr. 14, 2019)
Shutout an opponent on a neutral field _____ vs. Sam Houston State 8-0 (March 6, 2021)
Shutout a midweek opponent at home _____ vs. Texas Southern, 15-0 (7 Inn.) (March 3, 2021)
Shutout a midweek opponent on the road _____ at #27 Dallas Baptist, 5-0 (May 8, 2012)
Shutout back-to-back opponents _____ at UTSA, 5-0 & 3-0 (Feb. 24-25, 2018)

Was shutout _____ vs. #9 Stanford, 0-9 (June 12, 2021)
Was shutout on Opening Day _____ vs. #3 Indiana, 0-1 (February 14, 2014)
Was shutout at home _____ vs. #9 Stanford, 0-9 (June 12, 2021)
Was shutout at home by a Big 12 opponent _____ vs. #14 Oklahoma State, 0-2 (March 19, 2021)
Was shutout on the road _____ at West Virginia (Apr. 12, 2019)
Was shutout on the road by a Big 12 opponent _____ at West Virginia (Apr. 12, 2019)
Was shutout on a neutral field _____ vs. West Virginia, 0-2 (May 25, 2019)
Was shutout against a midweek opponent at home _____ vs. Abilene Christian, 0-1 (March 25, 1963)
Was shutout against a midweek opponent on the road _____ at North Texas, 0-5 (March 16, 1987)
Was shutout against a non-conference opponent on a neutral site _____ vs. Texas A&M, 0-9 (March 3, 2017)

Run-ruled an opponent _____ 13-2, 7 Inn. at Oklahoma (May 16, 2021)
Run-ruled an opponent at home _____ 17-7, 7 Inn. vs. #10 TCU (April 11, 2021)
Run-ruled a Big 12 opponent at home _____ 17-7, 7 Inn. vs. #10 TCU (April 11, 2021)
Run-ruled an opponent on the road _____ 13-2, 7 Inn. at Oklahoma (May 16, 2021)
Run-ruled a Big 12 opponent on the road _____ 13-2, 7 Inn. at Oklahoma (May 16, 2021)
Was run-ruled _____ 2-12, 7 inn. vs. TCU (May 23, 2018)
Was run-ruled at home _____ 1-17, 7 inn. vs. Texas (April 24, 2016)
Was run-ruled by a Big 12 opponent at home _____ 1-17, 7 inn. vs. Texas (April 24, 2016)
Was run-ruled on the road _____ 2-12, 8 inn. at Kansas State (April 7, 2013)
Was run-ruled by a Big 12 opponent on the road _____ 3-17, 7 inn. at Kansas (April 8, 2018)

Played in 14 or more innings _____ 14 innings, vs. TCU (L, 1-3) (May 16, 2019)
Played in 15 or more innings _____ 16 innings, vs. Abilene Christian (W, 6-5) (March 3, 2015)
Played in 16 or more innings _____ 16 innings, vs. Abilene Christian (W, 6-5) (March 3, 2015)
Played in 17 or more innings _____ 17 innings, at Southeastern Oklahoma (L, 1-2) (April 18, 1966)

Won both games of a doubleheader _____ vs. HBU, Northern Colo.: 24-3 (7), 22-4 (Feb. 15, 2020)
Shutout opponent in both games of a doubleheader _____ vs. Northern Illinois: 8-0, 5-0 (February 20, 2015)
Lost both games of a doubleheader _____ at #4 Nebraska: 3-4 (11 inn.), 4-14 (7 inn.) (April 29, 2006)
Was shutout in both games of a doubleheader _____ vs. #2 Texas: 0-4, 0-10 (April 3, 2004)

Swept a 3-game series at home _____ vs. South Florida (March 26-28, 2021)
Swept a 3-game series on the road _____ at Oklahoma (May 3-5, 2019)
Swept a 3-game Big 12 series at home _____ vs. #16 Oklahoma State (April 26-28, 2019)
Swept a 3-game Big 12 series on the road _____ at Oklahoma (May 3-5, 2019)

Was swept in a 3-game series at home _____ vs. #8 TCU (March 4-6, 2011)
Was swept in a 3-game series on the road _____ at #30 Cal State Fullerton (March 6-8, 2015)
Was swept in a 3-game Big 12 series at home _____ vs. #19 Oklahoma State (May 11-13, 2007)
Was swept in a 3-game Big 12 series on the road _____ at K-State (April 5-7, 2013)

Swept 3 or more Big 12 series in a season _____ 4, 2016 (vs. OU, vs. KSU, at OSU)
Swept 4 or more Big 12 series in a season _____ 4, 1997 & 2016

Was swept in 3 or more Big 12 series in a season _____ 3, 2007 (@ UT, @ MU, vs. OSU)
Was swept in 4 or more Big 12 series in a season _____ Never Happened

Defeated a Top 25 ranked team _____ vs. #21 UCLA, 8-2 (June 6, 2021)
Defeated a Top 10 ranked team _____ at #3 Texas, 5-3 (May 1, 2021)
Defeated a Top 5 ranked team _____ at #3 Texas, 5-3 (May 1, 2021)
Defeated a #1 ranked team _____ vs. #1 Florida, 6-3 (June 17, 2018)
Defeated a #1 ranked team on the road _____ at #1 Cal State Fullerton, 11-5 (May 27, 2001)

Won a series vs. a Top 25 ranked team _____ at #3 Texas, 6-3, 5-3, 3-11 (April 20-May 2, 2021)
Won a series vs. a Top 10 ranked team _____ at #3 Texas, 6-3, 5-3, 3-11 (April 20-May 2, 2021)
Swept a series vs. a Top 25 ranked team _____ vs. #16 Oklahoma State: 12-4, 10-2, 5-2 (April 26-28, 2019)
Played to a tie _____ vs. Kansas State, 11-11 (10) (April 15, 2006)

Scored 15 or more runs in a game _____ 15, at Oklahoma (May 15, 2021)
Scored 20 or more runs in a game _____ 22, vs. Northern Colorado (Feb. 15, 2020)
Scored 25 or more runs in a game _____ 26, vs. Kansas State (April 14, 2018)
Scored 27 or more runs in a game _____ 27, at New Mexico (April 26, 2017)
Scored 31 or more runs in a game _____ 31, vs. College of the Southwest (March 25, 1997)

Scored 5 or more runs in the first inning _____ 5, vs. Northern Colorado (Feb. 15, 2020)
Scored 9 or more runs in the first inning _____ 9, vs. Maine (Feb. 17, 2018)
Scored 10 or more runs in the first inning _____ 10, vs. UTSA (February 25, 2008)
Scored 9 or more runs in an inning _____ 9 (6th Inn.) vs. TCU (April 11, 2021)
Scored 10 or more runs in an inning _____ 10 (2nd Inn.) vs. Houston Baptist (Feb. 15, 2020)
Scored 13 or more runs in an inning _____ 13 (4th Inn.) vs. Kansas (April 6, 2019)
Scored 4 or more runs in 3 different innings _____ vs. Rice: 1st (4), 3rd (4), 5th (5) (May 4, 2021)
Scored 4 or more runs in 4 different innings _____ vs. Alabama A&M: 1st (5), 3rd (4), 5th (5), 6th (7) (March 14, 2012)

Overcame a deficit of 7 or more runs in a win _____ 7, vs. Rice: 1-8, Won - 19-12 (March 7, 2019)
Overcame a deficit of 8 or more runs in a win _____ 9, vs. UTRGV: 0-9, Won - 19-11 (May 1, 2019)
Overcame a deficit of 9 or more runs in a win _____ 9, vs. UTRGV: 0-9, Won - 19-11 (May 1, 2019)
Overcame a deficit of 5 or more runs in the 9th to win _____ 5, at #22 Oklahoma State: 2-7, Won - 11-8 (May 16, 2004)

Hit back-to-back home runs _____ Ja. Jung, Cole Stilwell at Oklahoma, 2nd Inn. (May 15, 2021)
Hit back-to-back-to-back HRs _____ Jung, Wilson, Murrell at Kansas State, 7th Inn. (April 1, 2021)
Hit 2 or more home runs in an inning _____ 2, vs. Kansas, 4th Inn. (May 22, 2021)
Hit 3 or more home runs in an inning _____ 3, at Oklahoma, 2nd Inn. (May 15, 2021)
Hit 4 or more home runs in an inning _____ 4, at Kansas State, 7th Inn. (April 1, 2021)
Hit 3 or more home runs in a game _____ 3, vs. Army West Point (June 4, 2021)
Hit 4 or more home runs in a game _____ 5, at Oklahoma (May 16, 2021)
Hit 5 or more home runs in a game _____ 5, at Oklahoma (May 16, 2021)
Hit 6 or more home runs in a game _____ 6, at Kansas State (April 1, 2021)
Hit 7 or more home runs in a game _____ 7, vs. Houston Baptist (Feb. 15, 2020)
Hit 8 or more home runs in a game _____ 8, vs. Missouri (April 5, 1997)
Hit 12 or more home runs in a three-game series _____ 12, at Oklahoma (May 14-16, 2021)
Allowed 3 or more home runs in a game _____ 4, vs. #9 Stanford (June 12, 2021)
Allowed 4 or more home runs in a game _____ 4, vs. #9 Stanford (June 12, 2021)
Allowed 5 or more home runs in a game _____ 7, vs. Gonzaga (March 10, 2010)
Allowed 6 or more home runs in a game _____ 7, vs. Gonzaga (March 10, 2010)
Allowed 7 or more home runs in a game _____ 7, vs. Gonzaga (March 10, 2010)
Hit 2 grand slams in a game _____ Dru Baker, Cal Conley at Oklahoma (May 15, 2021)
Hit 3 grand slams in a week _____ Cody Masters (May 14), Dru Baker, Cal Conley (May 15, 2021)
Hit 4 or more grand slams in a season _____ 5, Conley (2), Masters (1), Stilwell (1), Baker (1) (2021)
Hit 5 or more grand slams in a season _____ 5, Conley (2), Masters (1), Stilwell (1), Baker (1) (2021)
Hit 6 or more grand slams in a season _____ 6, Blair (3), Brady (1), Fuller (1), Mask (3) (2004)
Hit 9 or more grand slams in a season _____ 9, Bard (3), Weber (3), Durham (1), O'Keeffe (1), Holzhauser (1) (1999)

Homered in 5 or more consecutive games _____ 6 games (March 20-April 1, 2021)
Homered in 6 or more consecutive games _____ 6 games (March 20-April 1, 2021)
Homered in 7 or more consecutive games _____ 7 games (May 4-22, 2021)
Homered in 10 or more consecutive games _____ 13 games (March 3-23, 2002)
Homered in 13 or more consecutive games _____ 13 games (March 3-23, 2002)

Had 7 or more doubles in a game _____ 7, at Oklahoma (May 5, 2019)
Had 10 or more doubles in a game _____ 12, at Kansas (April 25, 2010)
Allowed 6 or more doubles in a game _____ 6, UConn (March 14, 2021)
Allowed 7 or more doubles in a game _____ 7, vs. Baylor (May 17, 2008)

Did not strikeout in a game _____ vs. Kansas (April 6, 2019)
Did not strikeout an opposing batter in a game _____ at Missouri (March 30, 2001)
Struck out 13 or more opposing batters in a game _____ 13, vs. #9 Stanford (June 11, 2021)
Struck out 15 or more opposing batters in a game _____ 15, vs. North Carolina (June 5, 2021)
Struck out 16 or more opposing batters in a game _____ 16, at at Oklahoma (May 14, 2021)
Struck out 19 or more opposing batters in a game _____ 19, vs. Florida State (Feb. 29, 2020)
Struck out 20 or more opposing batters in a game _____ 21, vs. TCU (May 16, 2019)

Had 5 or more stolen bases in a game _____ 6, vs. Western Illinois (February 18, 2017)
Had 6 or more stolen bases in a game _____ 7, vs. Alabama A&M (March 13, 2012)
Had 7 or more stolen bases in a game _____ 7, vs. Alabama A&M (March 13, 2012)
Had 8 or more stolen bases in a game _____ 8, vs. Texas A&M-Corpus Christi (April 2, 2008)
Had 10 or more stolen bases in a game _____ 10, vs. #13 Oklahoma (April 24, 2004)

Threw back-to-back complete games _____ vs. #24 Baylor (March 31, 2006) & vs. #24 Baylor (April 1, 2006)
Combined on a no-hitter _____ 4 pitchers (Beck, Kirk, Boesinger, Shipley) vs. College of the Southwest (March 20, 1990)
Combined on a one-hitter _____ 2 pitchers (Kilian, Beeter) at Texas (Mar. 16, 2019)
Combined on a two-hitter _____ 3 pitchers (Montgomery, Hampton, Wells) at WVU (April 18, 2021)
Combined on a three-hitter _____ 4 pitchers (Hampton, Bridges, Queen, Gorton) _____ vs. Kansas (May 22, 2021)

Swept Baylor in a 3-game series at home _____ 2015
Swept Baylor in a 3-game series on the road _____ Never Happened
Was swept by Baylor in a 3-game series at home _____ 1986
Was swept by Baylor in a 3-game series on the road _____ 2012

Swept Kansas in a 3-game series at home _____ 2017
Swept Kansas in a 3-game series on the road _____ 2016
Was swept by Kansas in a 3-game series at home _____ Never Happened
Was swept by Kansas in a 3-game series on the road _____ 2014

Swept Kansas State in a 3-game series at home _____ 2018
Swept Kansas State in a 3-game series on the road _____ 1997
Was swept by Kansas State in a 3-game series at home _____ Never Happened
Was swept by Kansas State in a 3-game series on the road _____ 2013

Swept Oklahoma in a 3-game series at home _____ 2016
Swept Oklahoma in a 3-game series on the road _____ 2019
Was swept by Oklahoma in a 3-game series at home _____ 2006
Was swept by Oklahoma in a 3-game series on the road _____ 2011

Swept Oklahoma State in a 3-game series at home _____ 2019
Swept Oklahoma State in a 3-game series on the road _____ 2018
Was swept by Oklahoma State in a 3-game series at home _____ 2007
Was swept by Oklahoma State in a 3-game series on the road _____ 2012

Swept Texas in a 3-game series at home _____ Never Happened
Swept Texas in a 3-game series on the road _____ at Texas (March 17-19, 2017)
Was swept by Texas in a 3-game series at home _____ 1992
Was swept by Texas in a 3-game series on the road _____ 2007

Swept TCU in a 3-game series at home _____ 1989
Swept TCU in a 3-game series on the road _____ Never Happened
Was swept by TCU in a 3-game series at home _____ 2011
Was swept by TCU in a 3-game series on the road _____ 2010

Swept West Virginia in a 3-game series at home _____ 2014
Swept West Virginia in a 3-game series on the road _____ Never Happened
Was swept by West Virginia in a 3-game series at home _____ Never Happened
Was swept by West Virginia in a 3-game series on the road _____ Never Happened



The Last Time a Red Raider...

HITTING

Hit back-to-back home runs _____ Jace Jung, Cole Stilwell at Oklahoma, 2nd Inn. (May 16, 2021)
 Hit a home run to lead off a game _____ Gabe Holt at #14 OSU (May 19, 2018)
 Hit a home run for first career hit _____ Nate Rombach (3-run) vs. Houston Baptist (Feb. 15, 2020)
 Hit an inside-the-park home run _____ Cal Conley (solo) vs. Northern Colorado (Feb. 15, 2020)
 Hit a pinch-hit home run _____ Cole Stilwell (3-run) vs. South Florida (March 26, 2021)
 Had a pitcher hit a home run _____ Quinn Carpenter (solo) at Oral Roberts (April 7, 2015)

Hit a grand slam _____ Cal Conley at Oklahoma (May 15, 2021)
 Hit 2 grand slams in a week _____ Tyler Neslony vs. #3 Indiana vs. Oral Roberts (Feb. 15/Feb. 22, 2014)
 Hit 2 grand slams in a season _____ Cal Conley, 2 (2021)
 Hit 3 grand slams in a season _____ Cameron Blair, 3 (2004 & 2005)

Hit a home run in the 9th inning to tie game _____ Dru Baker at #9 Florida State (Feb. 29, 2020)
 Hit a game-winning home run _____ Cal Conley vs. TCU (10th, Solo HR) (April 11, 2021)
 Hit a walk-off home run _____ Cal Conley vs. TCU (10th, Solo HR) (April 11, 2021)
 Hit an extra-inning home run _____ Cal Conley vs. TCU (10th, Solo HR) (April 11, 2021)
 Hit an extra-inning, walk-off home run _____ Cal Conley vs. TCU (10th, Solo HR) (April 11, 2021)

Hit 2 home runs in an inning _____ Jace Jung (solo/3-run - 6th Inn.) vs. TCU (April 11, 2021)
 Hit 2 or more home runs in a game _____ Cal Conley (2) vs. Army West Point (June 4, 2021)
 Hit 3 or more home runs in a game _____ Jace Jung (3) vs. TCU (April 11, 2021)
 Hit 4 or more home runs in a game _____ Johnny Vidales vs. Sul Ross (March 20, 1984)

Homered in consecutive games _____ Nate Rombach vs. Baylor (May 26), vs. TCU (May 28, 2021)
 Homered in 3 consecutive games _____ Nate Rombach, vs. KU (May 22), vs. BU (May 26), vs. TCU (May 28, 2021)
 Homered in 4 consecutive games _____ Eric Gutierrez vs. Baylor (May 16-18), vs. #15 Kansas State (May 23, 2013)

Hit for the cycle _____ Josh Jung at New Mexico (April 17, 2018)
 Hit for the natural cycle _____ Jon Weber (1B, 2B, BB, 3B, HR) vs. Southwest Texas (April 20, 1999)
 Hit for the cycle in a Big 12 game _____ Never Happened

Had a 20-game hit streak _____ Gabe Holt, 20 games (May 6, 2018-Feb. 17, 2019)
 Had a 25-game hit streak _____ Gera Alvarez, 30 games (March 3-April 27, 2002)
 Had a 30-game hit streak _____ Gera Alvarez, 30 games (March 3-April 27, 2002)

Reached base safely in at least 50 consecutive games _____ Jace Jung 50 games (Feb. 20-May 28, 2021)
 Reached base safely in at least 53 consecutive games _____ Cameron Blair 53 games (May 22, 2004-May 16, 2005)

Had a walk-off base hit _____ Cal Conley (1B to LF in 9th) vs. Stephen F. Austin (April 13, 2021)
 Had a walk-off base hit in extra-innings _____ Cal Conley (HR to LF in 10th) vs. TCU (April 11, 2021)
 Had a walk-off walk _____ Michael Davis (BB w/bases loaded in 10th) vs. UNLV (March 22, 2017)
 Had a walk-off balk _____ Josh Jung (BK on 3rd in 10th) vs. #14 OU (April 20, 2018)

Had 5 or more hits in a game _____ Cal Conley (5), Dylan Neuse (5) vs. Northern Colo. (Feb. 15, 2020)
 Had 6 or more hits in a game _____ Keith Ginter 6, vs. Kansas (April 10, 1998)

Scored 5 or more runs in a game _____ Michael Davis 5, vs. K-State (April 14, 2018)
 Scored 6 or more runs in a game _____ Brian Klein 6, vs. K-State (April 13, 2018)

Hit 3 or more doubles in a game _____ Brian Klein, 3, vs. UNLV (March 4, 2020)
 Hit 2 or more triples in a game _____ Cody Farhat 2, at New Mexico (April 26, 2017)
 Hit 3 or more triples in a game _____ Jason Rainey 3, vs. Texas A&M-Corpus Christi (May 1, 2001)

Had 4 or more extra-base hits in a game _____ Roger Kieschnick 4, vs. Army (2 2B, 1 3B, 1 HR) (February 24, 2008)
 Had 5 or more extra-base hits in a game _____ Roger Kieschnick 5, at New Mexico (2 HR, 2 2B, 1 3B) (February 27, 2007)

Had 6 or more RBI in a game _____ Dru Baker 6, at Oklahoma (May 15, 2021)
 Had 7 or more RBI in a game _____ Nate Rombach 7, vs. Houston Baptist (Feb. 15, 2020)
 Had 8 or more RBI in a game _____ Josh Jung 8, at New Mexico (April 17, 2018)
 Had 9 or more RBI in a game _____ Grant Little 9, vs. K-State (April 13, 2018)

Had 4 or more walks in a game _____ Jace Jung 4, vs. Stephen F. Austin (April 13, 2021)
 Had 5 or more walks in a game _____ Todd Ritchie 5, at #20 Oklahoma State (April 5, 2014)
 Had 3 or more intentional walks in a game _____ Barrett Barnes 3, vs. #22 Oklahoma State (May 21, 2011)

Had 3 or more stolen bases in a game _____ Gabe Holt 3, at New Mexico (April 3, 2019)
 Had 4 or more stolen bases in a game _____ Willie Rueda 4, vs. Central Arkansas (March 4, 2008)

PITCHING

Threw a 7-inning no-hitter _____ Ramey Brandon vs. Eastern New Mexico - 2-0 (April 2, 1962)
 Threw a 9-inning no-hitter _____ Ruben Garcia at Baylor - 1-0 (April 23, 1971)

Carried a no-hitter through 5.0 or more innings _____ Chase Hampton, 5.0 IP, vs. Kansas (May 22, 2021)
 Carried a no-hitter through 6.0 or more innings _____ Mason Montgomery, 6.0 IP, at #9 Texas (March 17, 2019)
 Carried a no-hitter through 6.1 or more innings _____ Nathan Fouts, 6.1 IP, vs. Texas State (February 17, 2002)

Struck out 5 or more consecutive hitters _____ 5, Mason Montgomery vs. Baylor (May 26, 2021)
 Struck out 6 or more consecutive hitters _____ 6, Bryce Bonnin vs. TCU (May 18, 2019)
 Struck out 7 or more consecutive hitters _____ 8, Ryan Moseley vs. #9 Oklahoma State (April 24, 2015)
 Struck out 8 or more consecutive hitters _____ 8, Ryan Moseley vs. #9 Oklahoma State (April 24, 2015)

Struck out 12 or more batters in a game _____ 12, Mason Montgomery, at West Virginia (April 18, 2021)
 Struck out 13 or more batters in a game _____ 16, Bobby Doran, vs. Missouri (May 1, 2010)
 Struck out 14 or more batters in a game _____ 16, Bobby Doran, vs. Missouri (May 1, 2010)
 Struck out 15 or more batters in a game _____ 16, Bobby Doran, vs. Missouri (May 1, 2010)
 Struck out 16 or more batters in a game _____ 16, Bobby Doran, vs. Missouri (May 1, 2010)

Pitched a complete-game loss _____ Trey Masek (8.0 IP) vs. #15 Kansas State (May 23, 2013)

Pitched a 7-inning, complete game _____ Dusty Buck vs. #17 Baylor (May 19, 2002)

Pitched 9 or more innings _____ 9.0, Caleb Kilian at West Virginia (April 14, 2019)
 Pitched a 9-inning, complete game _____ 9.0, Caleb Kilian at West Virginia (April 14, 2019)
 Pitched a 9-inning, complete-game shutout _____ 9.0, Caleb Kilian at West Virginia (April 14, 2019)

Pitched 3 consecutive CG _____ Chris Phillips at New Mexico (February 2, 2002),
 _____ vs. TCU (February 7, 2002), vs. Houston (February 15, 2002)



TV/RADIO ROSTER



DILLON CARTER
So. | 3rd Yr. | OF | L/R
Flower Mound, TX
Argyle HS



JACE JUNG
So. | 3rd Yr. | INF | L/R
San Antonio, TX
MacArthur HS



LAUDEN BROOKS
Fr. | 1st Yr. | INF | R/R
Mount Carmel, OH
McNicholas HS




KEVIN BAZELL
Fr. | 1st Yr. | C | R/R
Rockwall, TX
Rockwall HS



HUDSON WHITE
Fr. | 1st Yr. | C/INF | R/R
Keller, TX
Byron Nelson HS



CODY MASTERS
Sr. | 5th Yr. | OF | L/L
Coppell, TX
Coppell HS



KURT WILSON
Sr. | 5th Yr. | UT/L/RHP | R/R
Arlington, TX
Martin HS



ZAC VOLEITICH
Jr. | 4th Yr. | INF/OF | R/R
San Antonio, TX
Brandeis HS | Navarro



TY COLEMAN
Jr. | 4th Yr. | INF/OF | R/R
Midland, TX
Midland Lee HS | Texas A&M



ANDREW DEVINE
So. | 3rd Yr. | RHP | R/R
Simi Valley, CA
Simi Valley HS



TREYER CONLEY
Fr. | 1st Yr. | C/INF | L/R
Mount Carmel, OH
West Clermont HS



COOPER SWANSON
Sr. | 5th Yr. | INF/OF | R/R
Fort Myers, FL
Canterbury HS | Florida St.



PARKER KELLY
Sr. | 5th Yr. | INF | R/R
Wichita Falls, TX
Rider HS



HAYDE KEY
So. | 2nd Yr. | RHP | L/R
Missouri City, TX
Ridge Point HS



DREW REYNOLDS
Fr. | 1st Yr. | C/INF | L/R
Chehalis, WA
W.F. West HS



COLE STILLWELL
Jr. | 4th Yr. | C/INF | R/R
Rockwall, TX
Heath HS



EASTON MURRELL
Sr. | 5th Yr. | INF/OF | L/R
Prosper, TX
Prosper HS | Arkansas



DALTON PORTER
So. | 2nd Yr. | OF | L/L
Leander, TX
Rouse HS | Texas




MASON MOLINA
Fr. | 1st Yr. | LHP | R/L
Rancho Santa Margarita, CA
Trabuco Hills HS



OWEN WASHBURN
Fr. | 1st Yr. | RHP/OF | L/R
Webster, WI
Webster HS



CHASE HAMPTON
So. | 2nd Yr. | RHP | R/R
Kilgore, TX
Kilgore HS



JAMIE HITT
Rfr. | 2nd Yr. | RHP | R/R
Magnolia, TX
Concordia Lutheran HS



BO BLESSIE
Jr. | 4th Yr. | RHP | R/R |
Midland, TX
Midland College




AUSTIN BECKER
R-So. | 4th Yr. | RHP | R/R
Sunbury, Ohio
Vanderbilt




TRENDAN PARISH
Fr. | 1st Yr. | RHP | R/R
Poolville, TX
Southwest Christian HS



RYAN BROME
Fr. | 1st Yr. | INF | L/R |
Katy, TX
Katy HS



ANDREW MORRIS
Jr. | 4th Yr. | RHP | R/R | TR
Boulder, CO
Colorado Mesa



GARRETT CROWLEY
Jr. | 4th Yr. | LHP | L/L | TR
Queens, NY
Fordham



SHAY HARTIS
So. | 3rd Yr. | RHP | R/R |
The Colony, TX
Grayson College



TYLER HAMILTON
So. | 3rd Yr. | RHP | R/R |
Dallas, TX
Parish Episcopal School



JASE LOPEZ
So. | 3rd Yr. | RHP | R/R
Brock, TX
Weatherford JC



BRENDAN GIRTTON
So. | 2nd Yr. | RHP | R/R |
Gage, OK
Shattuck HS




SAM HUNT
R-Fr. | 2nd Yr. | OF | L/L
Flower Mound, TX
Marcus HS



KYLE ROBINSON
Fr. | 1st Yr. | RHP | R/R
Vienna, VA
George C Marshall HS



BRENDAN LYSIK
Fr. | 1st Yr. | LHP | L/L
Waldwick, NJ
St. Joseph Regional HS



BRANDON BECKEL
So. | 2nd Yr. | RHP | R/R
San Antonio, TX
Antoniano College Prep HS




DEREK BRIDGES
So. | 2nd Yr. | LHP | L/L |
Duncan, OK
Duncan HS



BRANDON BIRDSSELL
Jr. | 4th Yr. | RHP | R/R |
Willis, TX
San Jacinto CC



COLIN CLARK
Sr. | 5th Yr. | LHP | L/L
Circleville, OH
Youngstown State



JOSH SANDERS
So. | 2nd Yr. | RHP | R/R
Yukon, OK
Yukon HS



TIM TADLOCK
Head Coach
10th Season



J-BOB THOMAS
Asst. Coach
10th Season



MATT GARDNER
Asst. Coach
9th Season



ERIC GUTIERREZ
Volunteer Asst.
4th Season



RAY HAYWARD
Special Asst.
10th Season



JOE HUGHES
Dir. of Operations
10th Season