



39 BOWL APPEARANCES | 11 CONFERENCE CHAMPIONSHIPS | 586 ALL-TIME VICTORIES | #WRECKEM

# TEXAS TECH RED RAIDERS

2022 GAME NOTES

GAME  
12



**OKLAHOMA**  
Nov. 26, 2022



Jones AT&T Stadium (60,454)  
Lubbock, Texas

6:30 p.m. CT  
FOX Sports 1  
TTU Sports Network

## 2022 SCHEDULE/RESULTS

Overall: 6-5 | Big 12: 4-4 | H: 5-1 | A: 1-4 | N: 0-0

### SEPTEMBER • (3-1)

3	MURRAY STATE	W, 63-10	Big 12 Now
10	#25 HOUSTON	W, 33-30 (2OT)	FS1
17	at #16/12 N.C. State	L, 14-27	ESPN2
24	#22/19 TEXAS*	W, 37-34 (OT)	ESPN

### OCTOBER • (1-3)

1	at #25 Kansas State*	L, 28-37	Big 12 Now
8	at #7 Oklahoma State*	L, 31-41	FS1
22	WEST VIRGINIA*	W, 48-10	FS1
29	BAYLOR*	L, 17-45	ESPN2

### NOVEMBER • (2-1)

5	at #7 TCU*	L, 24-34	FOX
12	KANSAS*	W, 43-28	Big 12 Now
19	at Iowa State*	W, 14-10	FS1
26	OKLAHOMA*	6:30 p.m.	FS1

### DECEMBER • (0-0)

TBD	Bowl Game	TBD	TBD
-----	-----------	-----	-----

## TV: FOX SPORTS 1

- Play-by-Play: Eric Collins
- Analyst: Devin Gardner
- Producer: Kevin Patterson



## RADIO: TEXAS TECH SPORTS NETWORK

- Play-by-Play: Brian Jensen
- Analyst: John Harris
- Sideline Reporter: Chris Level
- SiriusXM: Channel 135 or 200
- National Radio: None
- Mobile App: Varsity Network (Texas Tech)



## SOCIAL MEDIA: #WreckEm

- Twitter: @TexasTechFB
- YouTube: TexasTechAthletics
- Instagram: @TexasTech\_FB
- Facebook: TexasTechFootball
- TikTok: TexasTechAthletics

## TEXAS TECH COACHING STAFF

### SIDELINE

- **Joey McGuire**, Head Coach (First Season)
- **Zach Kittley**, Offensive Coordinator/QBs (First Season)
- **Kenny Perry**, Assoc. H.C./Special Teams/RBs (First Season)
- **C.J. Ah You**, Outside Linebackers (First Season)
- **Josh Bookbinder**, Inside Linebackers (First Season)
- **Zarnell Fitch**, Defensive Line (First Season)
- **Stephen Hamby**, Offensive Line (First Season)
- **Emmett Jones**, Passing Game Coordinator/WRs (First Season)
- **Marcel Yates**, Passing Game Coordinator/DBs (First Season)

### PRESSBOX

- **Tim DeRuyter**, Defensive Coordinator (First Season)
- **Josh Cochran**, Tight Ends (First Season)

## TEXAS TECH

Record	6-5 Overall; 4-4 Big 12
Rankings	AP: NR   Coaches: NR   CFP: NR
Last Game	Def. Iowa State, 14-10
Streak	Won 2
Head Coach	Joey McGuire
Career Record	6-5 (1st Season)
Record at Texas Tech	Same
Record vs. Oklahoma	First Meeting

## OKLAHOMA

Record	6-5 Overall; 3-5 Big 12
Rankings	AP: NR   Coaches: NR   CFP: NR
Last Game	Def. #24 Oklahoma State, 28-13
Streak	Won 1
Head Coach	Brent Venables
Career Record	6-5 (1st Season)
Record at Oklahoma	Same
Record vs. Texas Tech	First Meeting

## SATURDAY STORYLINES



### HAPPY THANKSGIVING FROM LUBBOCK

- Texas Tech will spend Thanksgiving weekend at home for the first time since 2008 Saturday night when the Red Raiders host Oklahoma under the Jones AT&T Stadium lights. It will be Senior Night as Texas Tech will honor 20-plus members of its senior class prior to kickoff.
- The Red Raiders will have the opportunity to notch one of their most successful seasons in recent memory with a victory over the Sooners. In fact, a win versus the Sooners would push the Red Raiders to their first winning Big 12 record since 2009. A victory would also mark Texas Tech's sixth at home this season, marking its most since that same 2009 season.



### TECH GOING BOWLING FOR 40TH TIME

- Texas Tech guaranteed its spot in a bowl game for the 40th time in program history this past weekend with its 14-10 victory at Iowa State. The Red Raiders entered this season tied for 21st in FBS history for all-time bowl appearances and will move into sole possession of third place on the Big 12 chart as West Virginia is no longer postseason eligible.
- For Joey McGuire, he becomes the eighth first-year head coach to lead the Red Raiders to a bowl game in his debut season, building on the positive momentum since his hire a year ago. Texas Tech will head to a bowl game in consecutive seasons for the first time since the 2012-13 campaigns.



### SHUT DOWN DEFENSE IN RED ZONE

- The Red Raiders used a stifling defensive attack to top the Cyclones as Iowa State was only 1-of-5 in the red zone in the loss. Opponents have only recorded points in 7-of-17 trips to the red zone against the Red Raiders over the last three games with two field goals during that span.
- Texas Tech enters this weekend ranked 14th in the FBS for red zone defense, up significantly from the No. 125 ranking the Red Raiders were slotted prior to the TCU game. Opponents have scored in only 74.5 percent of red zone visits this season (35-of-47) as Texas Tech is one of only three schools to rank in the top 20 for both red zone defense and offense (18th).

## RED RAIDERS BY THE NUMBERS

1

Number of penalties for the Red Raiders in the win at Iowa State, which matched the Texas Tech single-game school record that had previously been set five times, including most recently at Kansas in 2021.

11.5

Number of tackles for loss for Marquis Waters this season, which already ranks as the most by a Red Raider defensive back dating back to the 2000 season. He currently leads all defensive backs nationally in TFLs.

14

Texas Tech's 14 points versus Iowa State marked its fewest in a road victory since the Red Raiders topped in-state rival Texas A&M, 13-10, early in the 1996 season.

INSIDE JOEY MCGUIRE

JOEY MCGUIRE FILE

Hometown	Crowley, Texas
Education	Texas-Arlington '95 (Kinesiology)
Wife	Debbie
Children	Daughter: Raegan; Son: Garret

COACHING HISTORY

Year	Position
2022-present	Texas Tech Head Coach
2020-21	Baylor Associate Head Coach (Outside Linebackers)
2019	Baylor Associate Head Coach (Defensive Ends)
2017-18	Baylor Assistant Coach (Tight Ends)
2003-16	Cedar Hill High School Head Coach
1997-02	Cedar Hill High School Assistant Coach
1995-96	Crowley High School Assistant Coach

BOWL GAMES (3)

2021	Allstate Sugar Bowl*
2019	Allstate Sugar Bowl
2018	Academy Sports + Outdoors Texas Bowl

\* bowl came after he already accepted the Texas Tech position.

RECORD AGAINST OPPONENTS

Opponent	Overall	Home	Away	Neutral
Baylor	0-1	0-1	0-0	0-0
Houston	1-0	1-0	0-0	0-0
Iowa State	1-0	0-0	1-0	0-0
Kansas	1-0	1-0	0-0	0-0
Kansas State	0-1	0-0	0-1	0-0
Murray State	1-0	1-0	0-0	0-0
N.C. State	0-1	0-0	0-1	0-0
Oklahoma	0-0	0-0	0-0	0-0
Oklahoma State	0-1	0-0	0-1	0-0
TCU	0-1	0-0	0-1	0-0
Texas	1-0	1-0	0-0	0-0
West Virginia	1-0	1-0	0-0	0-0

RECORD VERSUS CONFERENCES

Conference	Overall	Home	Away	Neutral
American	1-0	1-0	0-0	0-0
ACC	0-1	0-0	0-1	0-0
Big Ten	0-0	0-0	0-0	0-0
Big 12	4-4	3-1	1-3	0-0
Conference USA	0-0	0-0	0-0	0-0
FBS Independents	0-0	0-0	0-0	0-0
Mid-American	0-0	0-0	0-0	0-0
Mountain West	0-0	0-0	0-0	0-0
Pac-12	0-0	0-0	0-0	0-0
SEC	0-0	0-0	0-0	0-0
Sun Belt	0-0	0-0	0-0	0-0
FCS Opponents	1-0	1-0	0-0	0-0

NFL DRAFT PICKS

Name	Year	Rd.	Pick	Team
Terrel Bernard, OLB*	2022	3rd	89	Buffalo
William Bradley-King, OLB*	2021	7th	240	Washington
James Lynch, DL*	2020	4th	130	Minnesota
Bravion Roy, DL*	2020	6th	184	Carolina

ALL-BIG 12 SELECTIONS

Name	Year	Team
James Lynch, DL	2019	1st
Vravion Roy, DL*	2019	1st
Terrel Bernard, OLB*	2020	2nd
Terrel Bernard, OLB*	2021	1st



HEAD COACH JOEY MCGUIRE

There's been a key ingredient to Joey McGuire's success throughout his career: authentic relationships. It's the reason he became beloved as a high school coach, leading Cedar Hill to three state championships despite inheriting a program that had never won a playoff game prior to his promotion. It's also why he was so successful in transitioning to the collegiate level, helping rebuild a Baylor program that turned into a Big 12 contender during his tenure.

Now, McGuire will look to do the same at Texas Tech where he enters his first season as head coach. McGuire, a 2020 inductee into the Texas High School Coaches Association Hall of Honor and a 2022 member of the Texas High School Football Hall of Fame, was named the 17th head coach in program history by Director of Athletics Kirby Hocutt on Nov. 9, 2021.

In the short time since his hire, it hasn't taken long to quickly see McGuire's extensive ties to the state of Texas at work as Texas Tech has already established itself as the unofficial home to the Texas High School Coaches Association (THSCA). Those ties have already paid dividends early in his tenure as McGuire and his staff were able to sign an impressive 2022 class that ranked in the top-40 nationally. It marked the highest-ranked recruiting class for the Red Raiders since the 2012 class.

Texas Tech's success on the recruiting trail has stemmed, in part, due to the relationships McGuire has formed throughout the state through his connections with the THSCA. It can also be contributed to the charter staff he assembled shortly after his hire, namely with several successful assistant coaches who, like McGuire, began their careers at the high school level.

McGuire created one of the most-memorable turnaround stories in Texas high school football history during his 14 seasons leading Cedar Hill. The Longhorns not only won at a high level under McGuire, but they transformed into one of the state's most dominant programs with its first state title in 2006 and then back-to-back state crowns in 2013 and 2014.

Cedar Hill was an impressive 141-42 during McGuire's tenure, going from an unknown to a state champion in only his fourth season as head coach. The Longhorns' dynasty featured 12-consecutive playoff appearances, nine bi-district titles and seven district crowns under McGuire, including another appearance in the state title game in 2012 where Cedar Hill fell to Katy.

McGuire, at only the age of 31, was promoted to head coach at Cedar Hill prior to the 2003 season following six seasons as an assistant coach. Cedar Hill had not recorded a winning season in the eight years prior to his promotion, a streak he quickly ended with a 6-4 campaign in his debut. McGuire was previously an assistant coach at his alma mater, Crowley High School, during the 1995 and 1996 seasons prior to his move to Cedar Hill.

The back-to-back state titles provided McGuire with several opportunities to depart for the collegiate level, a move he wouldn't make until after the 2016 season when Matt Rhule contacted him shortly after his hire as the new head coach at Baylor. Needing someone with extensive ties throughout the state of Texas, Rhule hired McGuire initially as his tight ends coach. The move was perfect timing for McGuire, who had remained at Cedar Hill to coach his son, Garret, for his final two seasons.

Baylor reached bowl eligibility three times with McGuire on staff and were in the midst of an eventual run to the Big 12 crown and a second appearance in the Allstate Sugar Bowl when McGuire was tabbed as Texas Tech's new head coach late in the 2021 season. McGuire served as Baylor's associate head coach during each of his final three seasons as he oversaw three different position groups during his tenure: tight ends (2017-18), defensive ends (2019) and outside linebackers (2020-21).

Following his success helping rebuild the Baylor program, Texas Tech was an ideal fit for McGuire, whose daughter, Raegan, was a recent graduate of the university. McGuire had visited Lubbock numerous times previously either to see his daughter or earlier in life when several life-long friends attended the university. McGuire likes to say he would have attended Texas Tech, himself, had he not met his wife, Debbie. He eventually earned his bachelor's degree in kinesiology from the University of Texas at Arlington in 1995.

The couple's two children are also highly successful in their own walks of life as Garret is entering his third season as a member of the Carolina Panthers coaching staff. He was previously a quarterback at Baylor from 2017-20 before joining the coaching profession. Raegan, meanwhile, is a fashion designer for AMUR in New York City. She is engaged to her fiancé, Joe Tocco.

INSIDE JOEY MCGUIRE & THE BRAND



THE BRAND

The core tenant of the Texas Tech football program under McGuire revolves around The Brand, which stands for his desire that the Red Raiders become the "toughest, hardest-working, most-competitive team in the country." On his final interview for the Texas Tech position, McGuire described his vision for the Red Raider program using The Brand, which President Lawrence Schovanec said "describes West Texas."



THE HALL OF FAMER

There likely isn't a power-five football program in the state of Texas with better ties to its high school coaches than at Texas Tech as McGuire hired five members of his charter coaching staff that have ties to the Texas High School Coaches Association. McGuire, himself, is already a legend at the prep level as a member of the THSCA Hall of Honor and the Texas High School Football Hall of Fame.



COVER GUY

McGuire received one of the highlights of his career this past summer as he graced the cover of *Dave Campbell's Texas Football* alongside longtime friend and UTSA head coach Jeff Traylor. The publication, dubbed the football Bible of Texas, documented McGuire and Taylor's rise from state champion high school coaches to successful collegiate head coaches with the appropriate title, "Forged on Fridays."

## THE UNOFFICIAL HOME OF THE THSCA

Since his hire as Texas Tech's head coach, **Joey McGuire** has made it a point to brand the Red Raiders the "unofficial home of the Texas High School Coaches Association." Already a Hall of Famer, himself, McGuire hired a charter staff filled with experience at both the collegiate and high school levels with five assistant coaches who have previous ties to the THSCA as well as a slew of support staff members.

### TEXAS TECH FOOTBALL STAFF WITH THSCA TIES

Name	THSCA Position
Joey McGuire	Cedar Hill Head Coach (2003-16)
Kenny Perry	Arlington Bowie (2006-12)/Halton City (2004-05)/Sam Houston (2000-03)
Josh Cochran	Lindale H.S. Asst. Coach (2015)
Zarnell Fitch	Lincoln H.S. Head Coach (2013) / Asst. Coach (2011-12)
Emmett Jones	South Oak Cliff H.S. Head Coach (2012-14)
Kirby Ennis (Defensive GA)	North Forney H.S. Asst. Coach (2017-19)
Jah'Shawn Johnson (Defensive GA)	Ennis H.S. Asst. Coach (2020-21)
Brian Nance (Dir. of Scouting)	Temple H.S. Asst. Coach (2018)
Dave Martin (Dir. of Player Development)	Cedar Hill H.S. Asst. Coach (1999-03)

Texas Tech also has three current student-athletes on its roster whose fathers are prominent high school coaches in the state in Allen's Lee Wiginton, the father of redshirt freshman wide receiver **Haydon Wiginton**, Amarillo Tascosa's Ken Plunk, the father of sophomore defensive back **Joseph Plunk** and Eastland's James Morton, the father of redshirt freshman quarterback **Behren Morton**.



## FIRST-YEAR HCs at TEXAS TECH

■ The 98th season of Texas Tech Football features a new look on the sidelines this fall as **Joey McGuire** takes over as the 17th head coach in program history. The first-year head coach has already made sure to send the Red Raiders back to a bowl game for a second-consecutive season in his debut.

■ McGuire became the eighth head coach in program history to lead the Red Raiders to a bowl game in his debut season following Texas Tech's win over Iowa State. With one more win this season, he will become the 12th head coach in program history to lead the Red Raiders to a winning record in his first year.

■ First-year head coaches have found success in their debut season over the past few decades as six of that past seven leaders of the football program have boasted a winning record in their debut season. That list features **David McWilliams** (1986), **Spike Dykes** (1987), **Mike Leach** (2000), **Tommy Tuberville** (2010) and **Kliff Kingsbury** (2013).

■ McGuire is the sixth head coach all-time to inherit a football program coming off a bowl appearance, joining the likes of **Steve Sloan**, **Rex Dockery**, **Spike Dykes**, **Tommy Tuberville** and **Kliff Kingsbury**. Of that group, McGuire joins Tuberville and Kingsbury in returning Texas Tech back to a bowl game during debut season.

■ Of the head coaches in Texas Tech's history, McGuire resembles Dykes likely the best, not only for his charm and engaging personality but also his ties as a former high school head coach. Dykes spent a decade at the prep level with stops as an assistant in Eastland, Ballinger, San Angelo Central and then head coaching roles at Coahoma, Belton, Big Spring, Alice and Midland Lee. After three years as Texas Tech's defensive coordinator, Dykes was promoted to head coach prior to the 1986 Independence Bowl, starting a successful 13 seasons that featured 82 wins.

### TEXAS TECH HEAD COACHES ALL-TIME IN DEBUT SEASON

Name	Year	Record	Bowl
E.Y. Freeland	1925	6-1-2	--
Grady Higgenbotham	1929	1-7-2	--
Pete Cawthon	1930	3-6	--
Dell Morgan	1941	9-2	Sun
DeWitt Weaver	1951	7-4	Sun
JT King	1961	4-6	--
Jim Carlen	1970	8-4	Sun
Steve Sloan	1975	6-5	--
Rex Dockery	1978	7-4	--
Jerry Moore	1981	1-9-1	--
David McWilliams	1986	7-5	Independence
Spike Dykes	1987	6-4-1	--
Mike Leach	2000	7-6	Gallery Furniture
Tommy Tuberville	2010	8-5	TicketCity
Kliff Kingsbury	2013	8-5	Holiday
Matt Wells	2019	4-8	--
Joey McGuire	2022	6-5	TBD

## RECRUITING SUCCESS UNDER MCGUIRE

■ Texas Tech has reaped the benefits of McGuire's ties to the state of Texas in the months following his hire as the Red Raiders signed their best signing class since 2012. The class, boosted by McGuire's hiring in November, was ranked as high as 39th nationally by Rivals, a steady improvement from its spot in the 70s prior to his hire.

■ Texas Tech is currently ranked in the top-20 nationally for the 2023 class by both 247Sports and Rivals heading into the 2023 season. If that ranking stands, it would mark the highest-rated recruiting class for the Red Raiders in program history.

■ One of the key factors in Texas Tech's recruiting success was the hiring of **James Blanchard** as Director of Player Personnel. Blanchard, who flew alongside McGuire to Lubbock as soon as he received the head coaching position, was recently named one of the top rising personnel and recruiting staffers in the country by the On3.com website.

## CEDAR HILL CONNECTIONS

■ **Joey McGuire** made his name in the coaching profession during his 14 seasons leading Cedar Hill High School in the Dallas-Fort Worth metroplex. In his first season as Texas Tech's head coach, he'll have five former Cedar Hill standouts on his roster in super senior linebacker **Dimitri Moore**, redshirt freshman outside linebacker **Charles Esters III** and then three true freshmen in defensive lineman **Harvey Dyson III**, defensive lineman **Syncere Massey** and defensive back **Jalon Peoples**.

■ The draw of playing for McGuire was so large for Texas Tech's three true freshmen from Cedar Hill that all three committed the night McGuire was named the Red Raiders' new head coach. Their signing plus several other commitments following McGuire's hiring helped push Texas Tech to its best signing class since 2012.

■ **Dimitri Moore** is the only Red Raider on the 2022 roster who can actively say he knows exactly what it's like playing for McGuire. The sixth-year senior was on McGuire's final team at Cedar Hill in 2016 before embarking on a successful collegiate career with stops at Vanderbilt and Missouri State. Moore was a member of McGuire's final state championship team at Cedar Hill as a sophomore in 2014.

■ While he did not graduate from Cedar Hill, **Jordan Brown** attended the high school up until his senior year as he was a freshman when McGuire departed for Cedar Hill. His older brother, **Laquionte Gonzalez**, was on a Cedar Hill team under McGuire that played in the Class 6A state title game as a senior in 2012.

## NOT THE ONLY COACH IN THE FAMILY

■ Turn on a television any weekend this fall and you could possibly see another McGuire roaming the sidelines as **Garret McGuire** is currently in his third season as an offensive assistant with the Carolina Panthers. Garret McGuire previously played under his father at quarterback at Cedar Hill High School before enjoying four years as a backup at Baylor.

## WHAT THEY ARE SAYING...

### ■ Bob Stoops, former Oklahoma head football coach

"I believe this is an awesome hire, I've known Joey a long time, since my first couple of years here going to recruit down in the Dallas area. He's always run a first class program, always very positive and was always close and connected with his players. The players love playing for him. I think football is relative and you do a great job, at whatever level you're playing, I think there is no reason you can't do it at a different level. He got great experience being at Baylor for the last 5 years, being with Matt Rhule, who I think is a heck of a coach. The same thing with Dave Aranda, who's doing a great job in his second year [at Baylor]. He's been influenced by two head coaches that have had really strong success. I believe that Joey is a person that connects, motivates players, and he will connect with the community and high school coaches around the state of Texas. I think he will do a great job."

### ■ Matt Rhule, former Carolina Panthers, Baylor head coach

"I think he will be unbelievable ushering in a new era at Tech. I think that he's one in a million. There are not many people like Joey McGuire as a person, as a coach. I think that there's not ever going to be a bad day ever in that facility, those players are going to be developed, they're going to be loved, they're going to be honed, they're going to be developed in every aspect of their life. He's going to bring excitement to all West Texas, especially to Lubbock. For Red Raider Nation I think he's absolutely going to be a bolt of energy, throughout the entire athletic department and you guys are going to play really good football too."

### ■ Kim Mulkey, LSU head women's basketball coach

"I am so happy for Joey. Not only is he a great coach, he has the people skills to recruit. He is well connected to the Texas high school coaches. Texas Tech will love him and his wife, Debbie and their two children."

### ■ Mack Brown, North Carolina head football coach

"I'm thrilled Coach McGuire is receiving this opportunity at Texas Tech because he's earned it. He was a great high school coach during my time at Texas and it doesn't surprise me at all that he's worked his way to a head coaching position in the Big 12. He's a smart, innovative coach, who brings deep ties to Texas high school football with him to Lubbock. I've always admired him, and if I had a son, I would want him to play for Coach McGuire. I think Texas Tech made a smart decision here and Coach McGuire will do an excellent job for them."

### ■ Joe Martin, Executive Director of THSCA

"I am very proud and excited for Joey on being selected the next head football coach at Texas Tech. He is a hometown product starting as a player at Crowley and working his way up the ranks to head coach at Cedar Hill and eventually as associate head coach at Baylor. He is a past member of the THSCA Board of Directors and has many friends in the high school coaching community across the state. Joey is as good as they come as a coach and we wish him the best!"

### ■ Glen West, Assistant Executive Director of THSCA

"Joey is one of our own. He is a personable friend to many. In the world we live in today where fewer and fewer coaches have fewer communication with college coaches than in the past, this is a refreshing change. We feel there will be an open dialogue with all the high school coaches in the state, and he will get our full support. Joey is never too busy for you. He's the same guy he was at Baylor as he was when he was the head coach at Cedar Hill High School. Parents will love him. Players will love him. It's going to be a fun time. We are over the top excited for his hire at Texas Tech."





SERIES HISTORY



OKLAHOMA (6-23)
Games Played: 29
Home: 4-9; Away: 2-13; Neutral: 0-1; OT: 0-0.
Big 12: 6-20 (Home: 4-8; Away: 2-12).
Jones AT&T Stadium: 13 (4-9).
Gaylord Family Oklahoma Memorial Stadium: 15 (2-13).
Games decided by 3 points or less: 2 (1-1).
Games decided by 7 points or less: 6 (2-4).
Most Points-TTU: 59 (66-59 loss on Oct. 22, 2016).
Most Points-OU: 66 (66-59 loss on Oct. 22, 2016).
Fewest Points-TTU: 7 (45-7 loss on Nov. 13, 2010).
Fewest Points-OU: 12 (22-12 win on Nov. 23, 1996).
Largest Win: 28 (41-13 win on Nov. 21, 2009).
Largest Loss: 45 (60-15 loss on Nov. 23, 2002).
Win Streak: 1, six times.
Loss Streak: 10 (2012-Present).
Most Attended: 86,309 on Oct. 28, 2017, in Norman, Okla.
Last 10: 0-10.
Last 20: 4-16.

SERIES HISTORY					
Date	Loc.	W/L	TTU	OU	Att.
Sept. 3, 1992	H	L	9	34	48,691
Dec. 24, 1993	N%	L	10	41	43,848
Sept. 17, 1994	A	L	11	17	62,323
*Nov. 23, 1996	A	W	22	12	61,217
*Nov. 22, 1997	H	L	21	32	40,013
*Nov. 21, 1998	A	L	17	20	65,583
*Nov. 20, 1999	H	W	38	28	42,020
*Nov. 18, 2000	A	L	13	27	75,364
*Nov. 17, 2001	H	L	13	30	52,008
*Nov. 23, 2002	A	L	15	60	75,553
*Nov. 22, 2003	H	L	25	56	53,135
*Oct. 2, 2004	A	L	13	28	84,580
*Nov. 19, 2005	H	W	23	21	52,625
*Nov. 11, 2006	A	L	24	34	85,313
*Nov. 17, 2007	H	W	34	27	55,038
*Nov. 22, 2008	A	L	21	65	85,646
*Nov. 21, 2009	H	W	41	13	50,479
*Nov. 13, 2010	A	L	7	45	85,116
*Oct. 22, 2011	A	W	41	38	85,204
*Oct. 6, 2012	H	L	20	41	60,800
*Oct. 26, 2013	A	L	30	38	84,734
*Nov. 15, 2014	H	L	30	42	59,014
*Oct. 24, 2015	A	L	27	63	85,312
*Oct. 22, 2016	H	L	59	66	60,478
*Oct. 28, 2017	A	L	27	49	86,309
*Nov. 3, 2018	H	L	46	51	60,454
*Sept. 28, 2019	A	L	16	55	84,416
*Oct. 31, 2020	H	L	28	62	14,431
*Oct. 30, 2021	A	L	21	52	82,732

% John Hancock Bowl, Sun Bowl, El Paso, Texas  
\* Big 12 Conference game

TEAM NOTEBOOK

RED RAIDERS LOOK TO END STREAK AGAINST SOONERS

- This will be the 30th all-time meeting between Texas Tech and Oklahoma as the Red Raiders will be looking to snap a 10-game losing streak against the Sooners. Oklahoma controls the overall series between the two schools with a 23-6 all-time record versus the Red Raiders, which includes a 9-4 mark at Jones AT&T Stadium.
- The Red Raiders will be looking for their first win in the series since Texas Tech shocked the top-ranked Sooners, 41-38, in 2011. Oklahoma, which was No. 1 in the coaches' poll at the time, has rolled off 10-consecutive wins since that loss, marking the longest winning streak by either team all-time in the series.
- This weekend's matchup snaps an 11-year streak where the Red Raiders will face a ranked Oklahoma team. Texas Tech is 3-3 all-time against unranked Oklahoma teams with wins in 1996, 1999 and 2009.
- With a win this weekend over the Sooners, it would mark the first time in program history Texas Tech has defeated both Oklahoma and Texas in the same season. The Red Raiders previously topped the Longhorns, 37-34, in overtime, to open Big 12 play.

TEXAS TECH-OKLAHOMA CONNECTIONS

- Texas Tech outside linebackers coach **C.J. Ah You** will face his alma mater for the first time in his coaching career as he previously starred for the Sooners from 2005-06. Ah You was a two-year starter for the Sooners, garnering Big 12 Defensive Newcomer of the Year accolades in 2005 and then All-Big 12 first team honors as a senior a year later. He began his coaching career as a defensive quality control assistant at Oklahoma in 2014 following a six-year stint in the NFL.
- **Kenny Perry** has never worked at the University of Oklahoma or the state of Oklahoma for that matter, but does have a key tie to the Sooners in their former head coach **Bob Stoops**. Perry was the special teams coordinator under Stoops for the NFL's Dallas Renegades in the spring of 2020 in the league's lone season before it was shut down due to the COVID-19 pandemic.
- While Texas Tech has made its claim as the unofficial home to the Texas High School Coaches Association (THSCA) since **Joey McGuire's** arrival, it also has one of the top coaches from the state of Oklahoma over the past decade in **Dave Martin**. Martin, who is in his first season as Texas Tech's Director of Player Personnel, was an impressive 138-38 over 14 seasons as the athletics director and head football coach at Jones High School in the Oklahoma City area where he led the Longhorns to the Class 3A state title in 2016.
- Texas Tech boasts five Oklahoma natives on its roster in senior linebacker **Patrick Curley** (Wagoner), true freshman defensive back **Maurion Horn** (Broken Arrow), redshirt freshman **Isaac Smith** (Wagoner), senior defensive back **Dadrion Taylor-Demerson** (Oklahoma City) and senior defensive back **Cameron Watts** (Tulsa). Watts attended Northeast Oklahoma A&M prior to transferring to Texas Tech in 2020.
- On the opposite sideline, Oklahoma has two staff members with ties to Texas Tech in offensive line coach **Bill Bedenbaugh** as well as advisor to the head coach and offensive analyst **Matt Wells**. Wells returns to Jones AT&T Stadium for the first time after serving as Texas Tech's 16th head football coach, finishing 13-17 overall over the course of the 2019-21 seasons. Bedenbaugh, meanwhile, was a graduate assistant at Tech from 2000-02 before earning a full-time position as the running backs coach from 2003-04 and then the offensive line coach from 2005-06.
- Oklahoma head coach **Brent Venables** is a former college teammate of Texas Tech Director of Athletics **Kirby Hocutt** at Kansas State. The two played under legendary Kansas State head coach **Bill Snyder** for two seasons (1991-92) when Venables was an upperclassman, while Hocutt was beginning his Wildcat career. Venables was an honorable mention All-Big Eight selection in 1992 after registering 124 tackles as a junior. Hocutt followed the next season by leading the Big Eight to earn all-conference accolades of his own.

CAREER NOTABLES VERSUS THE SOONERS

- **Donovan Smith** earned his first significant action of his career a year ago at Oklahoma as he was behind center the entire second half, finishing 17-of-22 overall for 192 yards and a touchdown to go along with seven rushes for 22 yards. The performance moved Smith into the starting role a week later in Texas Tech's thrilling win over Iowa State to become bowl eligible.
- **SaRodrick Thompson** has combined to rush for 137 yards and a touchdown over three career games versus the Sooners, including a 96-yard performance in the 2019 battle between the two schools. Thompson, who also has four receptions for 14 yards, is averaging 45.7 yards per game over his career against Oklahoma.
- **J.J. Sparkman** hauled in the first touchdown catch of his career in last year's matchup against Oklahoma as he went up and over the Sooner defensive back for a 17-yard scoring strike from Smith. Sparkman finished with three receptions for 37 yards in the loss.
- **Dadrion Taylor-Demerson** has 13 tackles for his career against Oklahoma, including one for a loss. Taylor-Demerson notched eight tackles a year ago against the Sooners in a return to his home state.

THOMPSON vs. THE BIG 12

Career rushing totals for SaRodrick Thompson against Big 12 opponents

School	GP	Yards	YPG	TDs
Baylor	4	305	76.3	2
Iowa State	4	151	37.8	3
Kansas	4	248	62.0	2
Kansas State	4	204	51.0	3
Oklahoma	3	137	45.7	1
Oklahoma State	5	358	71.6	4
TCU	4	205	51.3	3
Texas	4	314	78.5	3
West Virginia	5	210	42.0	6

STATISTICAL MATCHUP: TEXAS TECH vs. OKLAHOMA

CATEGORY	TECH	NCAA	BIG 12	OU	NCAA	BIG 12
Scoring Offense	32.0	40th	7th	31.5	46th	8th
Total Offense	446.8	27th	3rd	454.0	22nd	2nd
Rushing Offense	151.0	68th	8th	217.2	13th	1st
Passing Offense	295.8	15th	1st	236.8	59th	7th
Passing Efficiency	127.7	89th	8th	140.4	51st	5th
Time of Possession	29:00	85th	6th	25:54	129th	10th
Scoring Defense	27.8	88th	7th	27.6	83rd	6th
Total Defense	391.1	80th	6th	437.0	112th	8th
Rushing Defense	162.5	83rd	7th	191.4	114th	10th
Passing Defense	228.6	74th	3rd	245.6	96th	7th
Passing Efficiency Defense	130.3	66th	8th	122.1	36th	3rd
QB Sacks Per Game	2.4	45th	1st	2.3	55th	3rd
Tackles for Loss	6.8	22nd	4th	8.5	3rd	1st
Net Punting	39.0	55th	5th	42.8	8th	1st
Punt Returns	7.6	67th	7th	13.3	13th	2nd
Kickoff Returns	20.9	51st	4th	20.7	55th	5th
Turnover Margin	-7	113th	9th	+5	31st	3rd

SENIOR DAY ON TAP FOR RED RAIDERS

- Texas Tech will honor 24 upperclassmen in a Senior Day ceremony prior to kickoff Saturday. The list of honorees includes nine super seniors and a mixture of athletically-listed seniors or juniors who have already completed or are closing in on earning their undergraduate degrees. A full listing of student-athletes expected to go through Senior Day ceremonies is listed to the right and is subject to change.
- As a reminder, due to the extra season of eligibility allowed for the 2020 COVID-shortened season, Texas Tech will have several Red Raiders go through Senior Day ceremonies who could potentially still return for the 2023 season.

BOWL ELIGIBLE ONCE AGAIN

- Texas Tech defeated Iowa State this past weekend to capture its sixth win of the year and reach a bowl game for the 40th time in program history. This will be Texas Tech's 19th bowl appearance as a Big 12 Conference member as the Red Raiders will head back to the postseason in consecutive seasons for the first time since the 2012-13 campaigns.
- Texas Tech's now 40 all-time bowl selections rank tied for 21st all-time in FBS history, which moves into sole possession of third place among Big 12 members as West Virginia is no longer eligible for the postseason. Texas Tech only trails Texas, which will make its 58th bowl appearance this season, and this weekend's opponent Oklahoma, heading to its 55th bowl, among league members.

NEWS & NOTES HEADING INTO OKLAHOMA

- Texas Tech is 16-10 during the Big 12 era in home finales, which includes a 3-2 mark all-time against Oklahoma. The two schools have regularly closed the regular season against each other as league members with Texas Tech going 4-5 in those games.
- Texas Tech currently stands at 4-4 in Big 12 play entering the final game of the regular season. With a win over Oklahoma, the Red Raiders would guarantee their first winning conference record since 2009 when Texas Tech was 5-3 in league play as part of the former eight-game model.
- A victory over the Sooners would allow the Red Raiders to close the regular season with three-consecutive victories for the first time since 1995, Texas Tech's final season in the Southwest Conference. Texas Tech wrapped that season with a home win over TCU before going on the road to top both SMU and Houston as part of a 9-3 season that was capped by a victory over Air Force in the Copper Bowl.
- In addition, a victory over Oklahoma this weekend would mark Texas Tech's third-consecutive win in Big 12 play, its longest streak since opening the 2013 conference slate with four-straight wins.
- Texas Tech could potentially finish as high as tied for third in the Big 12 standings with a win and a victory by Baylor over Texas on Friday. The Red Raiders, who can finish no worse than fourth place with a victory over Oklahoma, have not ended the regular season in fourth or better of the league standings since the Big 12 moved to a division-less format at 10 teams beginning in 2011.
- The victory over Kansas improved the Red Raiders to 5-1 at home this season, marking their most wins at Jones AT&T Stadium since Texas Tech was 6-1 overall in front of its fans in 2009. The Red Raiders have won six or more home games in a season 10 times in their history, including four times as Big 12 Conference members (2000, 2005, 2008, 2009).
- Winning the turnover margin has been a key message for **Joey McGuire** since his hiring as part of his pull to "take three" each game. The Red Raiders are a perfect 3-0 this season when winning the turnover margin after victories over Texas (+2), West Virginia (+4) and Kansas (+2).
- One of the key components of **Joey's McGuire's** official "Plan to Win" at Texas Tech is for the Red Raiders to win the middle eight minutes (last four of second half, first four of third quarter). Thus far, the Red Raiders have been successful offensively heading into the half with four touchdowns and three field goals for a total of 37 points.
- Texas Tech has had 40 different players start a game this season, which currently ranks tied for eighth nationally in the FBS and third among power-five schools. The Red Raiders are tied with the likes of Arkansas State and Hawaii as New Mexico leads the FBS with 50 different starters already this season.
- Texas Tech has only had two true freshmen play more than four games thus far in defensive lineman **Joseph Adedire** and linebacker **Wesley Smith**. Adedire has appeared in 10 of 11 games thus far, recording 13 tackles defensively, including 2.0 for a loss, while Smith has been inserted into five games, normally on special teams. Fellow true freshman **Coy Eakin** and **Ty Kana** have now played in three games each.

KEEP THOSE FLAGS IN YOUR POCKET

- Texas Tech has, for the most part, avoided hurting itself with penalties this season as the Red Raiders have been flagged 62 times for 498 yards entering this weekend. That marks the second-lowest number of penalties and resulting yardage through 11 games dating back to 2000, trailing only the 59 flags for 492 yards the Red Raiders were penalized with a year ago.
- It is quite the improvement for a Red Raider football program that ranked no higher than 101st in the FBS from 2011-18 and then 73rd in 2019 and 90th in 2020 for fewest penalties per game. The Red Raiders also ranked in triple digits over six-consecutive seasons from 2004-09 as well as 94th in 2003.
- The Red Raiders enter this weekend ranked 34th in the FBS for fewest penalty yards per game (45.3) and 47th in fewest penalties per game (5.6). If the season ended today, both would rank as the second-best finish for the Red Raiders in both categories since the NCAA began tracking penalties in its national rankings in 2000.
- Texas Tech's one penalty against Iowa State matched the school record that had been previously set five times in program history. The Red Raiders previously had only one penalty in 1988 versus Arkansas, 1991 versus Rice, 1992 versus Texas A&M, 2016 at TCU and 2021 at Kansas.

HONORING THE SENIOR CLASS

Below is a listing of Red Raiders who will participate in Texas Tech's Senior Day ceremonies.

Name	Class	Pos.
Krishon Merriweather	S-Sr.	LB
Chadarius Townsend	S-Sr.	WR
Kosi Eldridge	S-Sr.	LB
Adrian Frye	S-Sr.	DB
Marquis Waters	S-Sr.	DB
Dimitri Moore	S-Sr.	LB
Keyon Blankenbaker	S-Sr.	DB
Vidal Scott Jr.	S-Sr.	DL
Gabe Oladipo	S-Sr.	DL
Trey Wolff*	Sr.	PK
Weston Wright*	Sr.	OL
Jaylon Hutchings*	Sr.	DL
Tony Bradford Jr.*	Sr.	DL
Austin McNamara*	Sr.	P
SaRodorick Thompson Jr.*	Sr.	RB
Cam White*	Sr.	DB
Tyree Wilson	Sr.	QLB
Ethan Carde*	Sr.	OL
Patrick Curley*	Sr.	LB
Cole Boyd*	Jr.	DB
Jett Whitfield*	Jr.	DB
Cameron Cantrell*	Jr.	WR
Jackson Baggett*	Jr.	LB
Jason Lloyd*	Jr.	TE

\* designates student-athlete who have eligibility and could opt in to return for 2023

NOT THE TEXAS TECH OF OLD

Texas Tech's fewest penalized teams through 11 games since 2000.

Year	Penalties	Yards
2021	59	492
2022	62	498
2002	71	576
2019	71	663
2010	71	718

PUSHING UP THE RANKINGS

Breakdown of Texas Tech's best finishes in FBS rankings since the NCAA began tracking penalties in 2000.

Year	Penalties/Game	Yards/Game
2021	T-33rd	26th
2022	47th	34th
2002	49th	34th
2001	58th	63rd
2010	64th	98th

ON THIS DATE...



TEXAS TECH 48, TEXAS 45

Date: Nov. 26, 2015

Location: Austin, Texas | Attendance: 94,299

**Recap:** Texas Tech secured one of its most memorable victories in recent memory in 2015 as the Red Raiders used 173 rushing yards from DeAndre Washington, 372 passing yards from Patrick Mahomes and a late trick play with Jakeem Grant to top Texas in Austin. Grant secured the victory with a late 40-yard rushing touchdown on a play call later referred to as "little people, big world." The victory marked Texas Tech's first in the state capital since 1997.

TEXAS TECH ALL-TIME ON NOV. 26

Year	Opponent	Result
2015	at Texas	W, 48-45
2011	vs. #20 Baylor	L, 42-66
1983	Arkansas	L, 13-16
1977	#6 Arkansas	L, 14-17
1955	Hardin-Simmons	W, 16-14
1949	Hardin-Simmons	W, 23-13
1942	at Arizona	W, 13-7
1938	Marquette	W, 21-2
1936	at Loyola of South	L, 0-14
1931	at Simmons	W, 6-0
1925	WT Teachers	W, 13-12

THE LAST MEETING...



#4 OKLAHOMA 52, TEXAS TECH 21

Date: Oct. 30, 2021

Location: Norman, Okla. | Attendance: 82,732

**Recap:** Oklahoma built a 30-point lead midway through the third quarter and forced three Texas Tech turnovers to spoil Sonny Cumbie's debut as interim head coach a year ago. The game saw Donovan Smith earn his most-significant paying time early in his career, finishing 17-of-22 overall for 192 yards and a touchdown.

**RUSHING:** Texas Tech - White, Xavier 10-42; Brooks,Tahj 6-23; Smith,Donovan 7-22; Thompson, S. 5-13; Ezukanma,Erik 2-8; Colombi,Henry 1-0; Geiger,Kaylon 1-minus 4. Oklahoma - Brooks,Kennedy 8-35; Major,Marcus 5-29; Gray,Eric 2-5; Williams,Caleb 5-3.

**PASSING:** Texas Tech - Smith,Donovan 17-22-1-192; Colombi,Henry 7-12-1-77. Oklahoma - Williams,Caleb 23-30-0-402; Rat-tler,Spencer 5-5-0-67.

**RECEIVING:** Texas Tech - Ezukanma,Erik 8-123; Price, Myles 6-36; Sparkman,J.J. 3-37; Tharp, Mason 2-31; Geiger,Kaylon 2-22; Koontz, Travis 1-10; Brooks,Tahj 1-5; Rigdon, Dalton 1-5. Oklahoma - Williams,Mario 5-100; Mims,Marvin 4-135; Stoops,Drake 3-57; Haselwood,Jadon 3-40; Hall,Jeremiah 3-22; Darby,Brian 2-49; Wil-lis,Brayden 2-24; Gray,Eric 2-15; Major,Marcus 1-12; Stogner,Aus-tin 1-9; Sumlin,Jackson 1-6; Smith,Damon 1-0.

PRESEASON HONORS

TAHJ BROOKS (RB)  
Phil Steele Preseason All-Big 12 Third Team

BAYLOR CUPP (TE)  
John Mackey Award Watch List  
Phil Steele Preseason All-Big 12 Second Team

ADRAIN FRYE (DB)  
Reese's Senior Bowl Watch List

JAYLON HUTCHINGS (DT)  
Phil Steele Preseason All-Big 12 Third Team

AUSTIN MCNAMARA (P)  
Ray Guy Award Watch List  
Phil Steele Preseason All-Big 12 Second Team

KRISHON MERRIWEATHER (LB)  
Phil Steele Preseason All-Big 12 Second Team

REGGIE PEARSON JR. (DB)  
Reese's Senior Bowl Watch List

MYLES PRICE (WR)  
Paul Hornung Award Watch List  
Phil Steele Preseason All-Big 12 Third Team

CALEB ROGERS (OL)  
Phil Steele Preseason All-Big 12 Fourth Team

TYLER SHOUGH (QB)  
Johnny Unitas Award Watch List  
Reese's Senior Bowl Watch List

COLE SPENCER (OL)  
Outland Trophy Watch List  
Phil Steele Preseason All-Big 12 Fourth Team

RAYSHAD WILLIAMS (DB)  
Phil Steele Preseason All-Big 12 Second Team

DADRION TAYLOR-DEMERSON (DB)  
Phil Steele Preseason All-Big 12 Second Team

MARQUIS WATERS (DB)  
Phil Steele Preseason All-Big 12 Fourth Team

RAYSHAD WILLIAMS (DB)  
Phil Steele Preseason All-Big 12 Second Team

TYREE WILSON (OLB)  
Reese's Senior Bowl Watch List  
Chuck Bednarik Award Watch List  
Phil Steele Preseason All-Big 12 Fourth Team

INJURY REPORT


NOV. 21 UPDATE

QUESTIONABLE VS OKLAHOMA  
TE #80 Mason Tharp

OUT FOR SEASON  
OLB #19 Tyree Wilson  
OLB #54 Bryce Ramirez  
OL #74 Cole Spencer, announced Sept. 5  
WR #15 Cameron Cantrell, announced Aug. 29  
LB #33 Matthew Young, announced Aug. 29  
LB #34 Bryce Robinson, announced Aug. 29  
DL #93 Trevon McAlpine, announced Aug. 29

A \$200 MILLION INVESTMENT

- Texas Tech announced its largest investment into the Red Raider football program to date in July as the athletics department unveiled plans for an approximate \$200 million facilities project to construct a new south end zone building to Jones AT&T Stadium, which will connect to the new Dustin R. Womble Football Center. The newly-constructed facilities will include over 300,000 combined square feet and blend world-class modern design and technology elements with Spanish architecture well known to Texas Tech supporters.
- Texas Tech will relocate its coaches' offices to the third floor of the south end zone, which will overlook Cody Campbell Field at Jones AT&T Stadium and connect to both the Womble Football Center and the Sports Performance Center through a skybridge. Plans are for the Womble Football Center to be constructed on the same land that currently occupies the present Football Training Facility, featuring two stories in height as well as the expansion to Sixth Street to further increase the overall square footage of the facility.
- Texas Tech will maintain its football strength and conditioning, sports medicine and equipment areas on the main level of the Womble Football Center as part of the new layout. The second floor will connect to the skybridge, housing many of the football program's meeting spaces, including individual position rooms and the Spike Dykes Team Meeting Room. This floor will also feature a revolutionary 6,000-plus square foot multi-purpose walkthrough area designed to allow for large-scale indoor team strategy implementation, instruction and technique evaluation.
- Between the south end zone project and the Womble Football Center, the two facilities will contain space for both recruiting and players' lounges, a new player locker room, a television studio for gameday and social media content as well as a significant investment into technology through digital signage and displays.
- The project is slated for groundbreaking immediately following the 2022 football season in anticipation of opening in 2024.



FOURTH DOWN SUCCESS

- Much has been said about **Joey McGuire's** aggressive approach to fourth downs this season as Texas Tech is 27-of-45 on conversion attempts already this season. The philosophy is one he gained an appreciation for while at Baylor last season as the Bears were among the most aggressive teams in college football, going 22-of-35 on fourth down attempts en route to a run to the Big 12 title. Baylor closed the 2021 season ranked tied for 10th nationally in most successful fourth-down conversions, which resulted in 86 points compared to only 17 points allowed for failed attempts.
- Texas Tech currently leads the FBS with 27 successful fourth-down conversions as the Red Raiders lead Baylor with 23, Navy with 22, West Virginia with 21 and Tennessee with 20. The Red Raiders' 45 attempts this season are easily the most in the FBS, eight more than both Navy and Northwestern with 37 each to this point.
- With one game to play and then a bowl, Texas Tech's 27 successful fourth down conversions are already the highest total during the Big 12 era (1996-present). Texas Tech previously moved the sticks 25 times on fourth down in 2002 when the Red Raiders were 25-of-40 overall.
- Texas Tech has converted 60.0 percent of its fourth down tries, resulting in 103 points. Failed fourth downs have only resulted in 51 points for opponents thus far, with seven of those not being the fault of the Red Raider defense as N.C. State took a fourth down interception back for a touchdown.
- McGuire's aggressive nature was a key reason for Texas Tech's victory in its Big 12 opener against Texas as the Red Raiders were 6-of-8 on fourth downs, marking the most conversions in a game dating back to 2000 and the most for a power-five program so far this season. The Red Raiders matched that total by going 6-for-7 on fourth downs against West Virginia, which were all in the first half. Dating back to 2013 when the NCAA began tracking single-game highs for fourth down conversions, Texas Tech is the only school to successfully move the sticks six times on fourth downs in two separate games in a season. Only UTEP and South Alabama have converted the same number of fourth downs in an FBS game this year as the Miners were also 6-of-8 on Oct. 8 against Louisiana Tech. South Alabama was a perfect 6-for-6 on fourth down attempts Nov. 12 in its victory over Texas State.
- Texas Tech turned its six successful fourth down conversions into a season-high 27 points against the Longhorns, while its two failures did not hurt the Red Raiders as Texas was unable to convert into scoring drives of its own. The Red Raiders were 4-for-6 on fourth down tries in the second half of that game, which led to 20 key points down the stretch leading into an overtime victory.
- The same could be said for its performance against West Virginia as Texas Tech's six fourth down conversions eventually led to 14 early points. The Mountaineers, meanwhile, stalled out on their lone drive that resulted from a failed Tech fourth down attempt as the Red Raiders are now plus-52 on their fourth-down decisions this season.
- Texas Tech is 6-1 this season when it is tied or leading the plus/minus scale on its fourth-down decisions with the lone loss coming at Oklahoma State. That loss came despite the Red Raiders gaining 24 points on drives continued via a successful fourth down with only seven points against due to an inability to convert. The plus-17 advantage marked Texas Tech's second-highest clip this season.

PLENTY OF EXCITEMENT FOR MCGUIRE ERA

- The excitement over **Joey McGuire's** hire has been felt across Texas Tech Athletics since last November as the athletics department saw significant increases in ticket sales heading into the season opener. Texas Tech boasts more than 7,000 new season ticket holders this year, pushing its total to more than 28,000, which ranks in the top 10 all-time in school history.
- In addition to the rise in ticket sales, McGuire experienced sold out crowds throughout the state of Texas as part of the Red Raider Club Wreck'Em Tour. McGuire, who spoke to more than 50 groups since his hire this past year, sold out events in Dallas, Fort Worth, Midland,

FOURTH DOWNS LEADING TO POINTS

Game-by-game look at how Texas Tech has turned successful fourth-down conversions into points.

Game	4th Downs	Pts. Gained	Pts. Lost	+/-
Murray State	0-0	0	0	0
Houston	2-3	7	0	+7
N.C. State	1-4	7	14*	-7*
Texas	6-8	27	0	+27
K-State	1-3	0	6	-6
Oklahoma St.	4-7	24	7	+17
West Virginia	6-7	14	0	+14
Baylor	2-4	7	10	-3
TCU	3-6	7	14	-7
Kansas	1-2	3	0	+3
Iowa State	1-1	7	0	+7
Totals	27-45	103	51	+52

\* touchdown was a result of a fourth-down interception returned for the score, not the defense

MOST SUCCESSFUL 4TH-DOWN TRIES

Texas Tech's most successful fourth down conversions in a season during the Big 12 era.

Year	Converted	Attempts	Pct.
2022	27	45	60.0
2002	25	40	62.5
2009	22	32	68.8
2020	20	31	64.5
2003	19	34	55.9
2007	19	31	61.3



Abilene, San Antonio and Houston as part of the tour to greet donors and supporters throughout the state. Texas Tech also benefited from sold out crowds in Lubbock with more than 1,300 fans who attended the Red Raider Club Kickoff Luncheon prior to the season.

- Game one of the **Joey McGuire** era marked the largest home opening crowd (58,823) since 2016 when Texas Tech hosted Stephen F. Austin (60,097). The attendance mark against Murray State ranked just outside the top-10 all-time in Jones AT&T Stadium history.
- Texas Tech announced a sellout for its win over Texas as 60,975 fans enjoyed the Red Raiders' victory over their in-state rival. That attendance number marked the fourth-highest in Jones AT&T Stadium history and its highest all-time in the series versus Texas. It was the first sellout for Texas Tech since doing so in back-to-back weeks late in the 2018 season against Oklahoma and Texas. Texas Tech recorded its second sellout of the season against Baylor as 60,705 fans packed Jones AT&T Stadium.
- Through six home games, Texas Tech is averaging 58,153 fans per game, which is the third-highest total currently in the Big 12 and ranks 29th nationally in the FBS. Texas Tech is also third in the conference and 25th nationally after filling Jones AT&T Stadium at 96.2 percent thus far.

ONE OF TOUGHEST SCHEDULES IN AMERICA

- Texas Tech has arguably faced one of the most challenging schedules in college football this season as TCU represented the Red Raiders' sixth ranked opponent already through nine games. The Red Raiders are 2-4 against ranked opponents this season with wins over then-No. 25 Houston and No. 22/19 Texas and losses in all four road trips to No. 16/12 N.C. State, No. 25 Kansas State and No. 7 Oklahoma State and No. 7 TCU.
- Following the TCU game, Texas Tech was one of only two schools at that point in the season to face at least six teams ranked in the top 25 of the Associated Press poll at the time of the game, joining Tennessee.
- Texas Tech's start to its season marked the first time in program history where the Red Raiders have had five ranked opponents fall in the first six games of their schedule. In fact, the challenging start to the season ranked among the most difficult in recent memory as Texas Tech was only the fourth team since 1980 to face an Associated Press top-25 opponent in five of the first six games of a season. According to research from STATS, Inc., Texas Tech joined the likes of Michigan State (1987), Tennessee (1991) and Ohio State (1995) in facing similar challenging starts against AP top-25 teams.
- Of those four schools, Texas Tech is the only school to feature a first-year head coach in **Joey McGuire**. He became the first head coach in the FBS since 1980 to face five AP top-25 opponents in the first six games of his debut season.
- The five-straight games against ranked opponents matched the longest streak in school history that was previously set in 2012.
- With its win over Texas, the Red Raiders recorded multiple wins over ranked opponents in the same season for the first time since 2012 when Texas Tech topped No. 4 West Virginia and No. 21 TCU in consecutive games. The victory over Texas also marked the first time in program history that Texas Tech defeated multiple ranked opponents in the first four games of a season.
- For **Joey McGuire**, he became only the second head coach in program history to defeat a top-25 team in his first game against a ranked opponent after topping Houston. He joins **Kliff Kingsbury** as the only other head coach to do so after the Red Raiders edged No. 24 TCU, 20-10, in what was only the third game of Kingsbury's tenure in 2013.
- The win over Texas, meanwhile, helped McGuire join both Kingsbury and **JT King** (1961) are the only two head coaches in program history to record multiple wins against ranked opponents in their debut season. Kingsbury also topped No. 16 Arizona State in the Holiday Bowl to wrap the 2013 season, while King led the Red Raiders to victories over No. 21 TCU and No. 23 Baylor in 1961. McGuire would become the first head coach in program history with three ranked wins in his debut season with another top-25 victory this year.
- Since both Houston and N.C. State remained in the top-25 polls prior to their matchups with the Red Raiders, it marked the first time since 2002 that Texas Tech has faced multiple ranked non-conference opponents in a season. The Red Raiders previously started the 2002 campaign at No. 12 Ohio State before traveling later to face No. 16 N.C. State in the fourth week of the season. It was only the sixth time the Red Raiders have faced multiple ranked non-conference opponents in a regular season since joining the Southwest Conference in 1960.
- Prior to the season, Texas Tech was one of only four power-five conference schools that were slated to face at least two non-conference opponents ranked in the preseason Associated Press top 25. That list also included Pac-12 programs Oregon and Stanford along with the SEC's Arkansas.
- There was just one power-five program, Mississippi State, that had more preseason AP top-25 teams on its season schedule than Texas Tech with six. The Red Raiders' schedule pit them against five AP preseason top-25 ranked opponents as Texas Tech was one of 10 power-five teams that was faced with that type of 2022 schedule (Georgia Tech, Louisville, North Carolina, Syracuse, Stanford, Arkansas, Auburn, South Carolina and Vanderbilt).

60 MINUTES JUST ISN'T ENOUGH

- Texas Tech is now 9-7 all-time in overtime games after going past regulation to defeat both No. 25 Houston and No. 22/19 Texas. The win over Houston snapped a three-game losing streak in overtime contests as the Red Raiders' last overtime win came in 2016 with a 27-24 victory at TCU.
- Texas Tech overcame a 14-point deficit in the second half to defeat Texas, its largest since overcoming a similar amount in the 2021 season opener against Houston. Additionally, it marked the first time the Red Raiders had rallied from a deficit of at least 14 points to win a Big 12 game since trailing by 20 points in a 45-34 victory at Kansas in 2011.
- Texas Tech has won multiple overtime games in a season for only the third time since the NCAA began allowing games to go past regulation in 1996. The Red Raiders also scored multiple overtime wins in 2012 (Kansas, at No. 21 TCU) as well as 2006 (at UTEP, bowl game versus Minnesota). The victory over Texas marked the first time in program history that the Red Raiders won back-to-back home games in overtime.
- Texas Tech is now 4-4 all-time in overtime games against ranked opponents as prior to this season, the Red Raiders had only recorded wins over No. 23 Texas A&M in a memorable 2002 victory and then No. 21 TCU in 2013.
- Texas Tech is one of only nine schools to play multiple overtime games this season as the Red Raiders are joined by Auburn, Bowling Green, Navy, Houston, Indiana, Michigan State, Louisiana Tech and UTSA. Houston and UTSA lead all FBS programs with three overtime games already this season.

A CHALLENGING START TO THE SEASON

*Stats, Inc. research into the number of times since 1980 where schools have faced five top-25 teams in the first six games.*

Year	School	Record*
1987	Michigan State	4-2
1991	Tennessee	4-2
1995	Ohio State	6-0
2022	Texas Tech	3-3

*\* indicates record through first six games.*

MOST CHALLENGING SCHEDULES ALL-TIME

*Most games against top-25 teams in a season at Texas Tech*


Year(s)	No. of Games	Record	Record vs top-25
2002	7	9-5	2-5
2011	6	5-7	1-5
2012	6	8-5	2-4
2022	6	4-5	2-4
10 Years	5	--	--

*Rankings based on both AP and coaches poll at time of the game.*

RECORD BREAKDOWN

	2022	Big 12
Overall	6-5	4-4
at Jones AT&T Stadium	5-1	3-1
in Away Games	1-4	1-3
Day Games	3-3	2-3
Night Games (6 p.m. start or later)	3-2	2-1
vs. Top 25 teams	2-4	1-3
vs. Top 10 teams	0-2	0-2
vs. Top 5 teams	0-0	0-0
vs. Top-Ranked Teams	0-0	0-0
TV games		
on FOX	0-1	0-1
on FS1	3-1	2-1
on ESPN	1-0	1-0
on ABC	0-0	0-0
on ESPN2	0-2	0-1
on Big 12 Now on ESPN+	2-1	1-1
Scoring first	5-1	3-1
Opponents score first	1-4	1-3
Leading at halftime	5-1	3-1
Trailing at halftime	1-4	1-3
Tied at halftime	0-0	0-0
Leading after third quarter	5-1	3-1
Trailing after third quarter	1-3	1-2
Tied after third quarter	0-1	0-1
Overtime games	2-0	1-0
Scoring less than 20 points	1-2	1-1
Scoring 20-29 points	0-2	0-2
Scoring 30-39 points	2-1	1-1
Scoring 40-49 points	2-0	2-0
Scoring 50+ points	1-0	0-0
Allowing less than 20 points	3-0	2-0
Allowing 20-29 points	1-1	1-0
Allowing 30-39 points	2-2	1-2
Allowing 40+ points	0-2	0-2
Rushing for less than 100 yards	0-1	0-0
Rushing for 100-199 yards	4-4	2-4
Rushing for 200+ yards	2-0	2-0
Passing for less than 300 yards	2-3	2-2
Passing for 300-399 yards	3-2	2-2
Passing for 400-499 yards	1-0	0-0
Passing for 500+ yards	0-0	0-0
Totaling less than 300 yards of total offense	1-0	1-0
Totaling 300-399 yards of total offense	0-3	0-2
Totaling 400-499 yards of total offense	2-1	1-1
Totaling 500-599 yards of total offense	2-1	2-1
Totaling 600+ yards total offense	1-0	0-0
Allowing less than 100 yards rushing	3-0	1-0
Allowing 100-199 yards rushing	2-2	2-1
Allowing 200+ yds rushing	1-3	1-3
Allowing less than 200 yards passing	0-3	0-2
Allowing 200-299 yards passing	6-2	4-2
Allowing 300-399 yards passing	0-0	0-0
Allowing 400+ yards passing	0-0	0-0
Allowing less than 300 yards total offense	2-1	1-0
Allowing 300-399 yards total offense	1-0	0-0
Allowing 400-499 yards of total offense	2-4	2-4
Allowing 500+ yards of total offense	1-0	1-0
Leading turnover margin	3-0	3-0
Trailing turnover margin	3-5	1-4
Tied in turnover margin	0-0	0-0
Having 0 takeaways	2-2	1-2
Having 1 takeaway	0-3	0-2
Having 2 takeaways	3-0	2-0
Having 3 or more takeaways	1-0	1-0
Having 0 turnovers	3-0	3-0
Having 1 turnover	2-2	1-2
Having 2 turnovers	0-0	0-0
Having 3 or more turnovers	1-3	0-2
Leading in time of possession	4-2	3-2
When trailing in time of possession	2-3	1-2

HOMETOWN PRIDE



Texas Tech will recognize the hometowns of every student-athlete on its roster this season with a special decal on the back of each gameday helmet. The decal will feature a throwback Masked Rider logo with the area code associated with each student-athlete's hometown as part of a new initiative under head coach Joey McGuire in his first season.

JONES AT&T STADIUM

STADIUM QUICK FACTS

First Game	Nov. 29, 1947
Result	Tech 14, Hardin Simmons 6
First Game on Artificial Turf	Sept. 12, 1970
Result	Tech 21, Tulane 14
First Game on FieldTurf	Sept. 2, 2006
Result	Tech 35, SMU 3
All-Time Stadium Record	271-150-6
Capacity	60,454
Surface	FieldTurf
Year of Instillation	2017
Luxury Suites	85
Club Seats	1,644
Winning Seasons	60

HOME RECORDS

Most Points in Season	367 (2005)
Fewest Points in Season	20 (1928)
Most Points (Game)	120 vs. Wayland (1925)
Most Points Since 1950	80 vs. Sam Houston St. (2005)
Most Opponent Points	70, vs. Oklahoma St. (2015)
Most Combined Points	125 (OU 66, Tech 59, 2016)
Largest Margin of Victory	120, vs. Wayland (1925)
Largest Margin of Victory (Since 1950)	77-0, vs. Lamar (2018)
Home Wins in a Season	7 (1965, 2005, 2008)
Home Losses in a Season	5 (1944*, 1950)
Longest Home Winning Streak	13 Games (1939-42)*
Longest Home Losing Streak	6 Games (1943-44)*
Average Home Attendance	58,934 (2014)
Average Home Student Attendance	11,249 (2013)

\* indicates time period before Jones AT&T Stadium

LARGEST CROWDS IN HISTORY

Attend	Game	Season
61,836	Tech vs. Oklahoma State	2013
61,283	Tech vs. TCU	2015
60,997	Tech vs. Texas State	2013
60,975	Tech vs. Texas	2022
60,961	Tech vs. Texas	2014
60,901	Tech vs. Oklahoma State	2017
60,879	Tech vs. Texas	2012
60,803	Tech vs. Texas	2016
60,800	Tech vs. Oklahoma	2012
60,778	Tech vs. Central Arkansas	2014
60,705	Tech vs. Baylor	2022
60,478	Tech vs. Oklahoma	2016
60,454	Tech vs. Oklahoma	2018
60,454	Tech vs. Texas	2018
60,454	Tech vs. Texas	2010
60,454	Tech vs. Oklahoma State	2010
60,277	Tech vs. Arkansas	2014
60,097	Tech vs. Stephen F. Austin	2016
60,073	Tech vs. Sam Houston State	2015
59,260	Tech vs. Iowa State	2011

MAHOMES ENTERS TEXAS TECH RING OF HONOR

- Texas Tech great **Patrick Mahomes II** became the eighth member of the prestigious Ring of Honor during a halftime ceremony presented by American State Bank during the Baylor game. Mahomes, who was also enshrined in the Texas Tech Hall of Fame that same weekend, will join a select group in the Ring of Honor consisting of legends such as **Donny Anderson** (2012), **E.J. Holub** (2012), **Dave Parks** (2012), **Gabe Rivera** (2014), **Zach Thomas** (2016), **Michael Crabtree** (2021) and **Elmer Tarbox** (2021).
- Mahomes was surprised with the announcement of his upcoming Ring of Honor induction on Aug. 20 following the Kansas City Chiefs' preseason win over the Washington Commanders. Texas Tech Director of Athletics **Kirby Hocutt** and President **Lawrence Schovanec** joined Mahomes on the field to unveil his upcoming enshrinement as part of a video presentation on the Arrowhead Stadium screens. Mahomes will be inducted into both the Texas Tech Hall of Fame and Ring of Honor following a unanimous vote of the Ring of Honor committee this summer.

MINOR HOLDS ON TO COVETED NO. 3 JERSEY

- Prior to preseason camp, **Joey McGuire** declared the No. 3 jersey will be the most coveted number on the Red Raider roster. The reason being is that it'll honor the late Luke Siegel, who passed away in August 2021 at the age of only 15. Siegel, the son of former Texas Tech tennis coach Tim Siegel, suffered a traumatic brain injury in a golf accident when he was nine but continued to fight as part of his recovery that generated widespread national attention. The No. 3 represented Luke's favorite number.
- After more than 20 preseason practices, McGuire declared the winner was the same Red Raider who wore the number at the start of camp – sophomore defensive back **Kobee Minor**. Minor, who entered his third season as a Red Raider this fall, solidified his spot in the two-deep with a strong preseason camp and participated as the backup to Adrian Frye at cornerback in the season opener against Murray State. He switched to the No. 3 jersey starting with his 2021 redshirt freshman season.
- As part of his announcement, McGuire praised Minor's performance during preseason camp, saying the following: "We were very honest with Kobee this summer and said 'you're going to have to fight to keep that number' and that's what he did. That type of fight defined Luke Siegel, so, in a way, it's almost perfect that Kobee honors his memory this season. I'm very proud of Kobee and what he's done to make this team better."

DEGREES IN HAND

- Texas Tech entered the 2022 season with 20 student-athletes who are current college graduates, including 10 who earned their undergraduate degrees in Lubbock. The list of Tech graduates includes **Tony Bradford Jr.** (Sociology), **Patrick Curley** (Mechanical Engineering), **Kosi Eldridge** (University Studies), **Adrian Frye** (Sport Management), **Jaylon Hutchings** (Kinesiology), **Krishon Merriweather** (University Studies), **Gabe Oladipo** (University Studies), **Xavier White** (University Studies), **Tyree Wilson** (University Studies) and **Weston Wright** (General Studies).
- In addition, 10 other Red Raiders transferred to Texas Tech after earning their degrees at various other universities. That list features **Keyon Blankenbaker** (American Studies; Wyoming), **Myles Cole** (Kinesiology; Louisiana-Monroe), **Dimitri Moore** (Cinema and Media Arts; Vanderbilt), **Vidal Scott Jr.** (Health Studies; Arkansas State), **Tyler Shough** (General Social Science; Oregon), **Cole Spencer** (Masters of Business Administration; Western Kentucky), **Chadarius Townsend** (Human Environmental Science; Alabama), **Marquis Waters** (Sociology; Duke), **Matthew Young** (Business Marketing; New Mexico State).
- Townsend, in addition to his undergraduate degree from Alabama, obtained his master's of science from Texas Tech this past year in interdisciplinary studies with a concentration in essentials of business, educational leadership and sport management.

SUPER SENIORS

- Any time a new head coach is introduced in this era of college football, many begin to wonder how that will impact the next year's roster in terms of transfers. For Texas Tech, the process worked in favor of **Joey McGuire** and his staff, who made it their first priority to acclimate themselves with members of the current roster. As a result, Texas Tech had six super seniors off last year's roster choose to return for one additional year of eligibility. That list includes linebackers **Krishon Merriweather**, **Kosi Eldridge** and **Matthew Young**, wide receiver **Chadarius Townsend** and defensive backs **Adrian Frye** and **Marquis Waters**.
- McGuire and his staff were also able to add experienced depth to the roster through the transfer portal, signing the likes of five super seniors in linebacker **Dimitri Moore** (Vanderbilt/Missouri State), defensive back **Keyon Blankenbaker** (Wyoming), offensive lineman **Cole Spencer** (Western Kentucky and defensive lineman **Vidal Scott Jr.** (Arkansas State). Spencer, in particular, arrived at Texas Tech with 44 starts over his career at Western Kentucky where he earned first team All-CUSA honors a year ago under now Texas Tech offensive coordinator **Zach Kittley** and offensive line coach **Stephen Hamby**.
- Texas Tech picked up its final super senior early in preseason camp as three-time Big 12 throws champion **Gabe Oladipo** joined the program. Oladipo, who holds the Texas Tech school records in both the hammer (211 feet) and weight throws (73'-7.25"), adds significant size to Texas Tech's defensive front, has recorded bench presses of 440 pounds and squad lifts of 875 pounds during his career.

JONES AT&T STADIUM HISTORY

- Jones AT&T Stadium, home of Red Raider Football since Nov. 29, 1947, is arguably one of the most electric gameday atmospheres in all of college football. Armed with 60,000-plus rabid fans, Dave Curtis of The Sporting News proclaimed in May of 2010 that Jones AT&T Stadium was the "best home field advantage in all of college football."
- Since 2003, Texas Tech has invested \$150 million into the facility with four major renovations, making Jones AT&T Stadium one of the best on-campus football facilities in the country. The renovations have included a \$52 million West Stadium Building, the \$34 million East Stadium Building and the \$16 million north end zone renovation.
- The stadium was officially renamed from Jones Stadium to Jones SBC Stadium in 2000 following major corporate gifts (in excess of \$25 million) from SBC Communications (now AT&T). The stadium was renamed again in 2006 to Jones AT&T Stadium after SBC Communications formally changed its name to AT&T. The "Jones" in Jones Stadium comes from former Texas Tech president Clifford B. Jones and his wife Aubrey. The stadium was named in their honor upon its opening in 1947.
- In addition to consistent renovations to Jones AT&T Stadium, Texas Tech unveiled the \$48 million Sports Performance Center in 2017. The facility includes the Petersen Family Indoor Football Practice Facility, an indoor track and field competition complex with seating for 1,500 fans, a strength and conditioning area, the Becky and Kelly Joy Nutrition Center and the PlainsCapital Bank Sports Medicine Center.
- Outside of the 2020 season where attendance was restricted to only 25 percent, Texas Tech has averaged more than 55,000 in all but two seasons (2019, 2021) since 2010 with a record mark of 58,934 fans during the 2014 campaign.





RAIDER WALK RETURNS FOR MCGUIRE'S DEBUT AT TEXAS TECH

■ Texas Tech will bring back the Raider Walk prior to every home game at Jones AT&T Stadium this season as the football program will debut an improved route under new head coach **Joey McGuire**. Fans can greet the Red Raiders roughly two hours and 15 minutes prior to kickoff each Saturday as Texas Tech will unload the team buses immediately south of the Sports Performance Center and walk north down Drive of Champions Avenue to the home tunnel. The Goin' Band from Raiderland and Texas Tech spirit squads will be on hand each week to cheer on the Red Raiders as they begin pregame preparations. Fans are asked to line the streets prior to the team arrival and then enjoy other pregame entertainment such as Raider Alley presented by Bud Light.

OH BROTHER

■ Texas Tech has a pair of brothers on its team this year in super senior linebacker **Dimitri Moore** and true freshman defensive back **Jalon Peoples**. The pair, who previously starred at Cedar Hill High School where Joey McGuire was once the head coach, are the first set of brothers to appear on the Red Raider roster since **Tony** and **Alfredo Morales** were both members of the offensive line in 2015.

CRABTREE HEADING INTO THE CFB HALL OF FAME

■ **Michael Crabtree**, the two-time Biletnikoff Award winner and recent inductee into the Texas Tech Ring of Honor, will become the sixth Red Raider in program history to be inducted into the College Football Hall of Fame when he is enshrined Dec. 6 in Las Vegas. Crabtree was selected in only his first year as a nominee following a national vote by the National Football Foundation. He will join a prestigious group of fellow Red Raiders already in the College Football Hall of Fame, a list consisting of **E.J. Holub** (inducted in 1986), **Donny Anderson** (1989 class), **Dave Parks** (2008 class), **Gabe Rivera** (2012 class) and **Zach Thomas** (2015 class).

KITITLEY BACK HOME TO DIRECT RED RAIDER OFFENSE

■ Texas Tech fans will see a familiar face return to the Red Raider sideline this season in offensive coordinator and quarterbacks coach **Zach Kittley**. Kittley previously served in various roles under **Kliff Kingsbury** from 2013-17, rising from a student assistant to graduate assistant and assistant quarterbacks coach in his final three seasons. Kittley worked alongside Kingsbury in the development of **Patrick Mahomes II**, tutoring the future NFL MVP into becoming the nation's leading passer in 2016 and an eventual top-10 selection by the Kansas City Chiefs.

■ Mahomes is one of two NFL quarterbacks to tutor under Kittley as he spent the last three years mentoring **Bailey Zappe** at both Houston Baptist and Western Kentucky. Zappe, who heard his name called in the fourth round of the NFL Draft this past May by the New England Patriots, set the NCAA FBS records for single-season passing yards (5,967) and passing touchdowns (62) as a senior for the Hilltoppers, both records that were previously held by former Red Raider **B.J. Symons** (2003).

■ Kittley, who turned 31 in August, ranks as the third-youngest power-five offensive coordinator in the country, trailing only Charlie Weis Jr. at Ole Miss (29) and Tommy Rees at Notre Dame (30).

DERUYTER RETURNS TO THE LONE STAR STATE

■ Following three stops on the West Coast, first-year Texas Tech defensive coordinator **Tim DeRuyter** is back in the state of Texas having last coached in the Lone Star State as the defensive coordinator at Texas A&M from 2010-11.

■ DeRuyter's last three stops included Fresno State (head coach, 2012-16), California (2017-20) and Oregon (2021).

→ **Oregon:** DeRuyter's lone season on staff ranked No. 21/22 in the final polls after compiling a 10-4 record, which featured appearances in the Pac-12 Championship and the Valero Alamo Bowl. The Ducks boasted one of the nation's most opportunistic defenses in 2021 as Oregon closed the year ranked fifth in the FBS with 17 interceptions and 26th nationally with 22 total takeaways. DeRuyter's unit featured two of the nation's top players in defensive end Kayvon Thibodeaux and safety Verone McKinley III. Thibodeaux, who became the first Oregon defensive standout to earn unanimous first team All-American accolades was selected with the fifth overall pick in the 2022 NFL Draft by the New York Giants, marking only the second time in Oregon history a defensive player has been chosen in the top five. McKinley, meanwhile, was a consensus All-American after sharing the FBS lead with six INTs from his spot in the back end of the Oregon defense.

→ **Cal:** The Bears ranked 127th in scoring defense the season before DeRuyter's arrival in Berkeley, but immediately improved to the point where Cal ranked No. 22 in 2018 (20.4 ppg) and No. 33 in 2019 (21.9 ppg). The Golden Bears followed that by only giving up 26.5 points per game during his final season in 2020.

→ **Fresno State:** The Bulldogs had their first unanimous All-American in program history in defensive back, Phillip Thomas, under DeRuyter. He was also one of three finalists for the Jim Thorpe Award as he led the nation with eight interceptions in 2012. Fresno State won conference titles in DeRuyter's first two seasons and led the Bulldogs to a ranking as high as No. 13 during the 2013 season behind current NFL standouts Derek Carr and Davante Adams.

→ **Texas A&M:** Future NFL great Von Miller flourished under DeRuyter's direction with the Aggies, claiming the prestigious Butkus Award in 2010 as the nation's top linebacker. Miller garnered first team All-America honors for the second time in his career that season before eventually being selected No. 2 overall the next spring by the Denver Broncos during the 2011 NFL Draft.

■ A&M was one of eight stops as a defensive coordinator for DeRuyter, who has also served in a similar role at Air Force (2007-09), Nevada (2005-06), Ohio (1995-98, 2002-04) and Navy (1999-00). DeRuyter coordinated one of the nation's most successful defenses at Air Force in 2009 when they were No. 5 in pass defense (154.31), No. 10 in scoring defense (15.69) and No. 11 in total defense (288.31).

YOUNGEST OCs IN THE POWER FIVE

(Power-five offensive coordinators ranked by age entering the 2022 season)

Name	School	Age
Charlie Weis Jr.	Ole Miss	29
Tommy Rees	Notre Dame	30
Zach Kittley	Texas Tech	31
Collin Klein	Kansas State	32
Garret Riley	TCU	32
Kenny Dillingham	Oregon	32
Tyler Bowen	Virginia Tech	33

REWRITING THE RECORD BOOKS

(NCAA FBS records set in 2021 under Kittley)

Category	Total
Individual Passing Yards	5,967 (Bailey Zappe)
Individual Passing TDs	62 (Zappe)
Team Touchdown Passes	63

NOTABLE NFL DRAFT PICKS UNDER DERUYTER

Defensive draft picks in Tim DeRuyter's coaching career

Name	Year	Rd.	Team
Kayvon Thibodeaux, DE	2021	1st	NY Giants
Ashtyn Davis, DB	2020	3rd	NY Jets
Jaylin Hawkins, DB	2020	4th	Falcons
Evan Weaver, LB	2020	6th	Cardinals
Tyler Davison, DL	2015	5th	Saints
Derron Smith, S	2015	6th	Bengals
Sean Porter, LB	2013	4th	Bengals
Phillip Thomas, S	2013	4th	Commanders
Von Miller, DE	2011	1st	Broncos

**NOTE:** Also coached a pair of second-round picks in QB Derek Carr and WR Devante Adams during five seasons as head coach at Fresno State.

BIG 12 CONFERENCE STANDINGS

	CONF	PCT.	OVERALL	STK
TCU	8-0	1.000	11-0	W11
Kansas State	6-2	.750	8-3	W2
Texas	5-3	.625	7-4	W1
Oklahoma State	4-4	.500	7-4	L1
Baylor	4-4	.500	6-5	L2
Texas Tech	4-4	.500	6-5	W2
Oklahoma	3-5	.375	6-5	W1
Kansas	3-5	.375	6-5	L2
West Virginia	2-6	.250	4-7	L1
Iowa State	1-7	.125	4-7	L2

BIG 12 UPCOMING SCHEDULE

FRIDAY, NOVEMBER 25

Baylor at Texas (ESPN)	11 a.m.
------------------------	---------

SATURDAY, NOVEMBER 26

West Virginia at Oklahoma State (ESPN2)	11 a.m.
Iowa State at TCU (FOX or FS1)	3 p.m.
Oklahoma at Texas Tech (FS1)	6:30 p.m.
Kansas at Kansas State (FOX)	7 p.m.

SATURDAY, DECEMBER 3

Big 12 Football Championship Game (ABC)	11 a.m.
---	---------

BIG 12 PRESEASON POLL

TEAM	POINTS
1. Baylor (17)	365
2. Oklahoma (12)	354
3. Oklahoma State (9)	342
4. Texas (2)	289
5. Kansas State	261
6. Iowa State (1)	180
7. TCU	149
8. West Virginia	147
9. Texas Tech	119
10. Kansas	48

FUTURE NON-CON SCHEDULES

2023	at Wyoming, Oregon, Tarleton State
2024	Abilene Christian, at Oregon, North Texas
2025	Arkansas-Pine Bluff, Colorado State, Oregon State
2026	Abilene Christian, at Oregon State, Colorado State
2027	Arkansas-Pine Bluff, at North Texas, N.C. State
2028	Missouri State, at Mississippi State, Wyoming
2029	Mississippi State, at Fresno State
2030	Fresno State, Arkansas
2031	at Arkansas
2032	Fresno State, at UTEP

SHOUGH BY THE NUMBERS...

CAREER STATS

PASSING	G	Cmp	Att	Int	Yds	TD	Lg	Pct	Avg/G	Effic.
2018*	3	0	0	0	0	0	0	.00	0.0	0.00
2019*	5	12	15	0	144	3	35	80.0	28.8	226.6
2020*	7	106	167	6	1,559	13	71	63.5	222.7	160.4
2021	4	64	92	3	872	6	75	69.6	218.0	164.2
2022	5	51	88	2	632	4	47	58.0	126.4	128.7
Totals	24	233	362	11	3,207	26	75	64.4	133.6	156.4

CAREER 300+ YARD PASSING GAMES

Date	Pass Yards	Opponent
Nov. 14, 2000	312	at Washington State
Nov. 21, 2020	334	UCLA
Sept. 18, 2021	399	FIU

2018 GAME-BY-GAME STATS

Opponent	GP/GS	Cmp	Att	TD	INT	Yds	Lg	Run	Yds	TD	LG
Portland St.	1/0	0	0	0	0	0	0	0	0	0	0
San Jose St.	2/0	0	0	0	0	0	0	0	0	0	0
Oregon St.	3/0	0	0	0	0	0	0	0	0	0	0
Totals	3/0	0	0	0	0	0	0	0	0	0	0

2019 GAME-BY-GAME STATS

Opponent	GP/GS	Cmp	Att	TD	INT	Yds	Lg	Run	Yds	TD	LG
Auburn	1/0	0	0	0	0	0	0	0	0	0	0
Nevada	2/0	8	9	2	0	92	21	2	11	0	13
Montana	3/0	1	1	0	0	-3	0	0	0	0	0
Colorado	4/0	1	2	0	0	14	14	0	0	0	0
USC	5/0	2	3	1	0	41	35	0	0	0	0
Totals	5/0	12	15	3	0	144	35	2	11	0	13

2020 GAME-BY-GAME STATS

Opponent	GP/GS	Cmp	Att	TD	INT	Yds	Lg	Run	Yds	TD	LG
Stanford	1/1	17	26	1	1	227	44	11	85	1	25
Wash St.	2/2	21	30	4	1	312	71	9	81	0	33
UCLA	3/3	19	30	3	0	334	49	11	31	0	23
Oregon St.	4/4	20	31	2	2	285	60	8	6	1	6
Cal	5/5	14	26	1	0	231	7	13	53	0	14
USC	6/6	8	15	2	1	91	23	10	7	0	9
Iowa St.	7/7	7	9	0	1	79	20	4	8	0	6
Totals	7/7	106	167	13	6	1,559	71	66	271	2	33

2021 GAME-BY-GAME STATS

Opponent	GP/GS	Cmp	Att	TD	INT	Yds	Lg	Run	Yds	TD	LG
Houston	1/1	17	24	1	0	231	50	6	-2	1	8
SFA	2/2	12	22	1	2	174	75	6	6	0	14
FIU	3/3	26	35	4	0	399	59	3	4	0	2
Texas	4/4	9	11	0	1	68	18	1	6	1	14
Totals	4/4	64	92	6	3	872	75	16	14	2	14

2022 GAME-BY-GAME STATS

Opponent	GP/GS	Cmp	Att	TD	INT	Yds	Lg	Run	Yds	TD	LG
Murray St.	1/1	6	10	1	0	154	39	1	17	0	17
Baylor	2/1	1	2	0	1	7	7	4	-21	0	4
TCU	3/1	9	22	1	1	84	33	7	9	1	7
Kansas	4/2	20	33	1	0	246	47	12	76	1	18
Iowa State	5/3	15	21	1	0	141	29	14	33	0	15
Totals	5/3	51	88	4	2	632	47	38	114	2	18

SINGLE-GAME CAREER HIGHS

Total Touchdowns	4, twice, vs. FIU (2021)*
Pass Completions	26, vs. FIU (2021)
Pass Attempts	35, vs. FIU (2021)
Pass Yards	399, vs. FIU (2021)
Pass Touchdowns	4, twice, vs. FIU (2021)*
Longest pass	75, vs. Stephen F. Austin (2021)
Had Intercepted	2, twice, vs. Stephen F. Austin (2021)*
Total Offense Attempts	41, vs. UCLA (2020)
Total Offense Yards	403, vs. FIU (2021)
Rush Attempts	14, at Iowa State (2022)
Rush Yards	85, vs. Stanford (2020)
Rush Touchdowns	1, six times, vs. Kansas (2022)*
Long Rush	33, at Washington State (2020)

\* Indicates most recent high



TEXAS TECH QUARTERBACK ROOM

THE DEEPEST QUARTERBACK ROOM IN THE COUNTRY

- After head coach **Joey McGuire** pushed the Red Raiders' quarterback battle from spring to preseason camp, he reminded offensive coordinator **Zach Kittley** that he'd likely never experience this type of talent in one single room possibly ever again in his career. Through the first 11 games of the season, that depth has paid off as the Red Raiders have used three different starters behind center in senior **Tyler Shough** (three games), sophomore **Donovan Smith** (four games) and redshirt freshman **Behren Morton** (four games).
- Texas Tech is one of eight schools in the FBS (Boston College, Marshall, Oklahoma State, Texas, Texas A&M, Toledo and Tulsa are the others) to have more than one quarterback that has thrown for at least 300 yards in multiple games as Smith has done so three times, while Morton recorded a 379-yard performance at Oklahoma State and 325 passing yards against West Virginia. Texas Tech has thrown for at least 300 yards in six of 11 games this season, which leads the Big 12 and ranks tied for ninth in the FBS.
- This is now the sixth-consecutive season where Texas Tech has utilized multiple starting quarterbacks and the fourth time in the past five seasons that three different starters were used under center (2018, 2019, 2021, 2022). Since moving to a spread offense in 2000, Texas Tech had only used three different starting quarterbacks once previously, which came in 2009 with **Taylor Potts**, **Steven Sheffield** and **Seth Doege**. Texas Tech finished that season at 9-4 overall with a win in the Alamo Bowl.
- This is the sixth-consecutive season where the Red Raiders have debuted a new quarterback who was making his first career start.

SHOUGH NOW 6-1 AS TEXAS TECH'S STARTER AFTER BACK-TO-BACK WINS

- **Tyler Shough** is 6-1 now as Texas Tech's starting quarterback and 10-4 over his career after leading the Red Raiders to back-to-back wins over Kansas and Iowa State. Shough was previously 4-3 in his lone season as Oregon's starter where he led the Ducks to the Pac-12 Championship and an appearance in the Fiesta Bowl.
- Shough returned to the starting role against Kansas as the senior completed 20-of-33 passes for 246 yards and a touchdown, while also rushing 12 times for another 76 yards and a score. The victory was Texas Tech's first win over a Big 12 opponent with Shough as its starter. He followed by completing 15-of-21 passes for 141 yards and a touchdown in the win at Iowa State.
- While known as an efficient passer in the pocket, Shough frustrated Kansas with his legs as he moved the sticks or found the end zone via either designed run plays or scrambles on seven of his 12 carries. He set up an eventual fourth-down conversion on another run, scampering nine yards to set up a 4th-and-1 that the Red Raiders used to set up an eventual **Trey Wolff** field goal.
- Shough rushed a career-high 14 times at Iowa State, resulting in 33 yards. His final three carries all came on Texas Tech's final drive as he totaled 12 yards to create a much-needed first down that allowed the Red Raiders to go to victory formation to run out the remainder of the clock. His 14 carries were one more than his previous high of 13 that was set in 2020 against Cal.
- Shough's 45 total offensive plays against Kansas (33 passing, 12 rushing) marked the most in his Red Raider career, snapping his previous mark of 38 that was set in only his third career start in 2021 against Florida International. Prior to Kansas, the FIU game was the last contest where Shough started and ended the game at quarterback as he previously left the Big 12 opener at Texas in 2021 and this season's opener with Murray State with an injury.
- Texas Tech's first scoring drive at Iowa State went 14 plays and 96 yards for a touchdown, marking Texas Tech's fourth 90-yard or better drive of the season. Three of those drives have been orchestrated with Shough behind center.
- Shough was named Texas Tech's starting quarterback coming out of preseason camp as the senior made the 12th start of his career against Murray State. Shough earned the job after a three-way competition between himself, sophomore **Donovan Smith** and redshirt freshman **Behren Morton**. Smith previously started the final four games of the 2021 season after Shough was injured, earning AutoZone Liberty Bowl MVP honors after leading the Red Raiders past Mississippi State.
- This is the second-consecutive year Shough has earned the starting job out of preseason camp as he beat out Henry Columbi last fall. At the time, Shough became only the second Red Raider since 2000 to be named the starting quarterback out of preseason camp that did not begin his career at Texas Tech. **Nic Shimonek** garnered the starting nod for the Red Raiders in 2017 after originally beginning his collegiate career at Iowa before later transferring to Texas Tech.
- Shough was limited to only four games in 2021 after suffering a season-ending shoulder injury in the Big 12 opener at Texas. He had completed 69.6 percent of his passes to that point (64-of-92), throwing for 872 yards and six touchdowns in that span.
- Shough led the Red Raiders on a memorable come-from-behind victory in his debut a year ago as Texas Tech rolled off 31 unanswered points to top Houston, 38-21, at NRG Stadium. Shough completed 17-of-24 passes for 231 yards and a touchdown in the win, while also rushing for one other score. He followed with 174 passing yards the next week against Stephen F. Austin and then a career-high 399 yards against Florida International. He departed the Texas game after completing 9-of-11 passes for 68 yards in the first half.

WAITING HIS TURN

- The journey to earning the starting nod didn't come without a few years of waiting for **Tyler Shough** at Oregon as he sat behind eventual first round selection **Justin Herbert** for his first two seasons with the Ducks. Herbert, the NFL AP Rookie of the Year in 2020 with the Los Angeles Chargers, was Oregon's starter in each of Shough's first two seasons with the Ducks prior to him being named the starter prior to the 2020 campaign.

NIL DONE RIGHT

■ With the topic of Name-Image-Likeness so prevalent in college athletics, it'd be hard to ignore the success **Tyler Shough** has made in this area as the senior utilized a sponsorship agreement for his engagement ring to propose to his now fiance, Jordan Wormdahl. The couple got engaged this past May as part of a summer vacation. Wormadhl is a former student-athlete, herself, as a soccer standout at the University of Oregon.

MORTON HITS 300-YARD MARK IN EACH OF HIS FIRST TWO STARTS

- **Behren Morton** displayed the type of potential that made him one of the top recruits in the 2021 class during to first two starts of his career as he threw for 379 yards and two touchdowns at Oklahoma State before following with 325 yards and two additional scores against West Virginia. His performance against Oklahoma State alone marked the 10th time since 1999 where a Red Raider has thrown for 300 yards in his first career start.
- Morton became the eighth Texas Tech freshman to make his first career start at quarterback during the Big 12 era, joining **Kliff Kingsbury** (1999), **Seth Doege** (2009), **Baker Mayfield** (2013), **Davis Webb** (2013), **Patrick Mahomes II** (2014), **Alan Bowman** (2018) and teammate **Donovan Smith** (2021). Among that group, Morton was the sixth quarterback to make his first career start against a Big 12 foe.
- During the Big 12 era (1996-present), Morton's 379 passing yards were the third-highest total for a Red Raider making his starting debut against a conference opponent. He trailed only the 490 passing yards **Steven Sheffield** compiled versus Kansas State in 2009 and the 415 yards **Davis Webb** totaled against Iowa State in 2013. Webb's outing is the only freshman performance that has topped Morton's numbers from the Oklahoma State game.
- Despite it being his first career start, that didn't stop offensive coordinator **Zach Kittley** from airing it out as Morton recorded 62 passing attempts, the second-highest total for a Red Raider in his starting debut during the Big 12 era behind **Sonny Cumbie's** 66 attempts in 2004. It marked the most passing attempts for a FBS freshman making his starting debut since **Jared Goff** had 64 on Aug. 31, 2013, in Cal's season-opening loss to Northwestern.
- Morton is only the second Red Raider in the Big 12 era and the only freshman quarterback to make his first career start against a ranked opponent as he joined **Jackson Tyner**, who was 1-of-5 in limited action at No. 6 Oklahoma in 2019.
- Morton is the eighth Red Raider in the Big 12 era to throw for at least 300 yards in his first two career starts, joining the likes of **Nic Shimonek** (2017), **Webb** (2013), **Mayfield** (2013), **Taylor Potts** (2009), **Graham Harrell** (2006), **Cody Hodges** (2005) and **Cumbie** (2004). Of that group, Webb is the only other Red Raider to do so versus Big 12 opponents.

A PAIR OF COACHES KIDS

- For a program that prides itself on its relationship with the high school coaches in the state, Texas Tech has a pair of coaches kids competing for the role behind center in both **Behren Morton** and **Donovan Smith**. Morton was the highest-rated quarterback to ever sign with the Red Raiders after totaling more than 8,800 passing yards and 84 touchdowns in three seasons playing for his father at Eastland High School. He was a consensus four-star prospect, ranking sixth nationally among pro-style quarterbacks. Morton grew up in Lubbock for part of his youth as his father, James Morton, was the head football coach at Monterey High School in Lubbock for 11 years.
- Smith's father, **DeAndre Smith**, spent the previous three seasons as Texas Tech's running backs coach before accepting the same position this offseason with the New York Giants in the NFL. Donovan Smith arrived at Texas Tech prior to the 2020 season out of nearby Frenship High School in the Lubbock area. He threw for more than 3,000 yards and 25 touchdowns as a senior after previously starring at Bishop Gorman High School in Las Vegas.

MAN FOR THE THEATRICS

- **Donovan Smith** is 3-1 as a starting quarterback in games played at Jones AT&T Stadium over his career. In all three wins, each came in a dramatic fashion that sent his fellow classmates into a frenzy, rushing the field in celebration. The first win came via a 62-yard field goal as time expired versus Iowa State in 2021 followed by a pair of overtime victories this season against No. 25 Houston and No. 22 Texas. In the win over Houston, Smith, himself, escaped pressure and scored a touchdown from nine-yards-out in the second overtime that won the game after the Cougars converted a field goal with their second overtime possession.
- Smith has thrown for at least 300 yards in three of his four starts this season after finishing with 350 yards against Houston, 331 yards versus Texas and then a career high 359 yards against Kansas State. He also set career highs for attempts (58) against Houston and snapped his career mark for completions (38) versus Texas. Texas Tech is 3-1 in games now where Smith has thrown for at least 300 yards with the lone loss coming at No. 25 Kansas State.
- The ball was in Smith's hands often against the Cougars as he made 79 total offensive attempts with 58 passes and 21 rushes. It marked the second-most total offensive plays by a Red Raider dating back to 2000, trailing only the 100 attempts **Patrick Mahomes II** made on a record-setting night against Oklahoma in 2016.
- While Texas Tech quarterbacks have built quite the reputation for passing yards, it was Smith's legs that made an impact against Houston as he escaped for a 27-yard run late in regulation and then followed with the game-winning touchdown in double overtime. His 21 rushing attempts were the most by a Red Raider quarterback since **Zebbie Lethridge** had the same total in the 1996 season opener versus Kansas State, which was Tech's first as a Big 12 member.
- On the ground, Smith has found the end zone with his legs in each of the last four games he has started as he has a team-leading 67 rushing attempts this season, the most for a Red Raider quarterback through six games dating back to 2000. He joins Mahomes and **B.J. Symons** (2003) as the only Red Raider quarterbacks since 2000 to throw for at least 1,000 while also rushing for four touchdowns over the first six games of a season. Mahomes did so twice during his final two seasons in 2015 and 2016.
- Smith was named Texas Tech's starter prior to the Houston game after he came off the bench against Murray State and recorded one of the best performances of his still young career, helping the Red Raiders finish off a touchdown drive on his second play and then following with five consecutive drives that found the end zone. Smith finished with 221 passing yards and a career-high four touchdowns in roughly a quarter and a half of action before he was replaced by **Behren Morton** on Texas Tech's drive that started at 7:56 in the third quarter. In that short time, Smith connected on three passes of at least 30 yards, all of which went for touchdowns. Smith found **Jerand Bradley** on a 30-yard scoring strike on the first play he entered the game, pushing Texas Tech's lead to 21-3 early in the second quarter.
- Smith previously became only the second Red Raider freshman in program history to be named a bowl MVP this past year after he completed 15-of-28 passes for 252 yards and a touchdown, while rushing five times for 30 yards and another score to lead Texas Tech past Mississippi State in the AutoZone Liberty Bowl. Smith joined current New York Giants quarterback **Davis Webb** with that honor as he previously was named the MVP of the 2013 Holiday Bowl as only a freshman.
- Smith's breakout game of the 2021 season came against Iowa State as he completed 25-of-32 passes for 322 passes for three touchdowns en route to pushing the Red Raiders to bowl eligibility for the 39th time in program history. He became the ninth Red Raider since 1999 to throw for at least 300 yards in his starting debut, joining a list that includes **Nic Shimonek**, **Davis Webb**, **Baker Mayfield**, **Steven Sheffield**, **Taylor Potts**, **Graham Harrell**, **Cody Hodges** and his one-time offensive coordinator **Sonny Cumbie**. Of that group, only Sheffield (2009 vs. Kansas State) and Webb (2013 versus Iowa State) were able to do so against Big 12 foes at the time.

MORTON BY THE NUMBERS...

CAREER STATS

PASSING	G	Cmp	Att	Int	Yds	TD	Lg	Pct	Avg/G	Effic.
2021	2	1	3	0	0	0	0	33.3	0.0	33.3
2022	8	96	168	6	1,117	7	55	57.1	139.6	119.6
Totals	10	97	171	6	1,117	7	55	56.7	111.7	118.1

CAREER 300+ YARD PASSING GAMES

Date	Pass Yards	Opponent
Oct. 8, 2022	379	Oklahoma State
Oct. 22, 2022	325	West Virginia

2022 GAME-BY-GAME STATS

Opponent	GP/GS	Cmp	Att	TD	INT	Yds	Lg	Run	Yds	TD	LG
Murray St.	1/0	7	10	1	1	97	24	3	-15	0	2
Houston	2/0	0	0	0	0	0	0	0	0	0	0
NC State	3/0	4	7	0	1	85	38	2	20	0	13
Texas	4/0	0	0	0	0	0	0	0	0	0	0
OK State	5/1	39	62	2	1	379	36	17	53	1	15
WVU	6/2	28	45	2	0	325	55	8	17	0	8
Baylor	7/3	11	34	1	3	152	39	6	6	1	14
TCU	8/4	7	10	1	0	79	47	6	-2	0	4
Totals	8/4	96	168	7	6	1,117	55	42	79	2	15

SINGLE-GAME CAREER HIGHS

Rushing Attempts	17, at Oklahoma State (2022)
Rushing Yards	53, at Oklahoma State (2022)
Longest Rushing Attempt	17, vs. Oklahoma State (2022)
Passing Attempts	62, at Oklahoma State (2022)
Completions	39, at Oklahoma State (2022)
Passing Yards	379, at Oklahoma State (2022)
Touchdown Passes	2, twice, vs. West Virginia (2022)*
Longest Pass	55, vs. West Virginia (2022)

\* Indicates most recent high

SMITH BY THE NUMBERS...

CAREER STATS

PASSING	G	Cmp	Att	Int	Yds	TD	Lg	Pct	Avg/G	Effic.
2021	11	85	138	2	1,181	7	75	61.6	107.4	147.3
2022	11	146	221	8	1,505	12	58	66.1	136.8	133.9
Totals	22	231	359	10	2,686	19	75	64.3	122.1	139.1

CAREER 300+ YARD PASSING GAMES

Date	Pass Yards	Opponent
Nov. 13, 2021	322	Iowa State
Sept. 10, 2022	350	Houston
Sept. 24, 2022	331	Texas
Oct. 1, 2022	359	Kansas State

2022 GAME-BY-GAME STATS

Opponent	GP/GS	Cmp	Att	TD	INT	Yds	Lg	Run	Yds	TD	LG
Murray St.	1/0	14	16	4	0	221	39	2	9	0	5
Houston	2/1	36	58	2	3	350	54	21	31	1	27
NC State	3/2	21	36	1	2	214	24	11	-9	1	5
Texas	4/3	37	56	2	0	331	35	15	42	1	10
Kansas St.	5/4	34	48	2	2	359	58	18	20	1	11
Oklahoma St.	6/4	0	0	0	0	0	0	0	0	0	0
WVU	7/4	4	4	1	0	30	23	1	3	0	3
Baylor	8/4	0	2	0	1	0	0	0	0	0	0
TCU	9/4	0	0	0	0	0	0	4	6	0	5
Kansas	10/4	0	1	0	0	0	0	1	6	1	6
Iowa State	11/4	0	0	0	0	0	0	2	2	1	1
Totals	11/4	146	222	12	8	1,505	58	75	110	6	27

SINGLE-GAME CAREER HIGHS

Total Touchdowns	4, vs. Murray State (2022)
Pass Completions	37, vs. Texas (2022)
Pass Attempts	58, vs. Houston (2022)
Pass Yards	359, at Kansas State (2022)
Pass Touchdowns	4, vs. Murray State (2022)
Longest pass	75, at Baylor (2021)
Total Offense Attempts	79, vs. Houston (2022)
Total Offense Yards	381, vs. Houston (2022)
Rush Attempts	21, vs. Houston (2022)
Rush Yards	50, vs. Iowa State (2021)
Rush Touchdowns	1, seven times, at Kansas State (2022)*
Long Rush	27, vs. Houston (2022)

\* Indicates most recent high



THE OFFENSIVE STANDARD

Texas Tech has long been considered the offensive standard since the Red Raiders moved to a passing attack in 2000. In fact, the numbers don't lie when it pertains to the high-octane Red Raider offense. Below is where Texas Tech ranks nationally in several offensive categories since the start of the 2000 season:

TOTAL YARDS	
Oklahoma	141,549
Texas Tech	138,356
Oregon	133,457
Boise State	132,000
Houston	129,643

PASSING YARDS	
Texas Tech	104,229
Hawaii	92,082
Oklahoma	84,147
Washington State	83,445
Houston	83,229

TOTAL TOUCHDOWNS	
Oklahoma	1,505
Boise State	1,448
Oregon	1,408
Texas Tech	1,339
Ohio State	1,334

PASSING TOUCHDOWNS	
Texas Tech	815
Oklahoma	727
Hawaii	695
Southern California	662
Boise State	644

PASSING COMPLETION PERCENTAGE	
Texas Tech	65.8
Boise State	64.8
Oklahoma	63.9
Southern California	63.9
Coastal Carolina	63.8

NEWCOMER TRACKER

TRANSFERS (last school)		GP/GS
1.	Dennis Wilburn (Hutchinson CC)	11/11
2.	Myles Cole (Louisiana-Monroe)	11/1
3.	Jacob Rodriguez (Virginia)	11/0
4.	Vidal Scott Jr. (Arkansas State)	11/0
5.	Keyon Blakenbaker (Wyoming)	11/0
6.	Baylor Cupp (Texas A&M)	10/4
7.	Tyler Owens (Texas)	10/1
8.	Brady Boyd (Minnesota)	10/0
9.	Drew Hocutt (Angelo State)	10/0
10.	Monroe Mills (Oklahoma State)	8/8
11.	Dimitri Moore (Missouri State)	7/0
12.	Jordan Brown (Kansas)	6/0
13.	Ty Buchanan (USC)	4/1
14.	Gino Garcia (Houston Baptist)	3/0
15.	Michael Shanahan (UT Martin)	2/0
16.	Cade Briggs (New Mexico)	2/0
17.	Blake Bedwell (SMU)	2/0
18.	Haydon Wiginton (Oklahoma State)	1/0
19.	Sam Carrell (Washington State)	1/0

TRUE FRESHMEN		GP/GS
1.	Joseph Adedire	10/4
2.	Wesley Smith	5/0
3.	Coy Eakin	3/0
4.	Ty Kana	3/0
5.	Bryson Donnell	2/0
6.	Harvey Dyson III	2/0
7.	Jalon Peoples	2/0
8.	Landon Hullaby	1/0

THOMPSON RECORD BOOK WATCH

SaRodorick Thompson will have the opportunity this season to further cement his status as one of the top running backs in school history as he already ranks in the top five all-time in career rushing touchdowns and recently entered the top 10 for career rushing yards. Thompson has led the Red Raiders in rushing yards in two of the past three years heading into his senior campaign. Below is where he ranks in the Texas Tech record book.

TEXAS TECH CAREER LEADERS FOR RUSHING TOUCHDOWNS

1.	James Gray (1986-89)	52
2.	Taurean Henderson (2002-05)	50
3.	Byron Morris (1991-93)	37
	SaRodorick Thompson (2018-present)	37
5.	Ricky Williams (1997-01)	36
6.	Shannon Woods (2005-08)	33

TEXAS TECH CAREER LEADERS FOR RUSHING YARDS

7.	James Hadnot (1976-79)	2,794
8.	Larry Isaac (1973-76)	2,633
9.	SaRodorick Thompson (2018-present)	2,564
10.	Baron Batch (2006, 2008-10)	2,501
11.	Donny Anderson (1963-65)	2,280



OFFENSIVE NOTEBOOK

1-2 PUNCH PROVES TRUE IN RUNNING GAME

■ **Joey McGuire** wasn't lying when he said he felt the Red Raiders had a true 1-2 punch at running back this season with **SaRodorick Thompson** and **Tahj Brooks**. Through 11 games, not much separates the two as Thompson leads the Red Raiders with 584 yards and four touchdowns on 111 carries, while Brooks has 575 rushing yards and seven touchdowns on 121 attempts.

■ Thompson is already one of the most prolific Red Raiders in school history in finding the end zone as his 37 rushing touchdowns rank tied for third in program history. Thompson is currently fifth among active FBS players in career rushing touchdowns, trailing only Malik Cunningham (Louisville), Mohamed Ibrahim (Minnesota), Adrian Martinez (Kansas State) and Zach Charbonnet (UCLA). He and Brooks lead all FBS duos with 55 combined rushing touchdowns as Brooks has 18 for his career, including a team-leading seven this season.

■ If Thompson is able to hold onto the team rushing title at the end of the season, he will have done so for the third time in his career, placing him in an elite level of Red Raiders to do so historically. That list also includes the likes of **Baron Batch** (2008-10), **Taurean Henderson** (2002-05), **Ricky Williams** (1997-98, 2000-01), **Byron Hanspard** (1994-96), **Byron Morris** (1991-93), **James Gray** (1986-89), **Larry Isaac** (1974-76), **Donny Anderson** (1963-65) and **Bobby Cavazos** (1951-53).

■ If both Brooks and Thompson were to gain at least 25 yards each against Oklahoma and the bowl game, it would mark only the fourth time since the Red Raiders moved to a spread offense in 2000 that Texas Tech boasted two 600-yard rushers. Texas Tech also featured similar two-back systems in 2008 with **Shannon Woods** and **Baron Batch**, in 2010 with Batch -and **Eric Stephens** and in 2017 with **Justin Stockton** and **Tre King**. The 2008 season was the only year during that span where Tech had two 700-yard rushers in the same season.

■ The Red Raiders recorded a season-high 264 rushing yards against Kansas, marking its most yards on the ground in a Big 12 game since totaling 293 in the Jayhawks' last visit to Lubbock in 2020. It marked the seventh time Texas Tech has notched at least 260 rushing yards in a Big 12 game since 2000.

■ The Red Raiders' performance on the ground versus Kansas marked the first time since the start of the 2000 season that Texas Tech featured four different players with at least 50 rushing yards in a game. **Tyler Shough** led the group with 76 rushing yards followed by Thompson with 66, **Cam'Ron Valdez** with 66 and Tahj Brooks with 51.

■ Over the past three games, Valdez has emerged as another threat in the Red Raider running game as he took three carries late at TCU and turned them into 71 yards. Valdez had two carries of at least 30 yards during the final drive alone, setting up a Shough touchdown run with nearly two minutes to play. He followed with 11 carries for 66 yards against Kansas in the most-significant action thus far in his still young career and then three carries for three yards at Iowa State.

NEWS AND NOTES ON THE OFFENSE

■ Texas Tech's high-tempo offense leads the FBS with 911 total plays and 82.8 offensive plays per game thus far. The Texas Tech single-season record for total plays is 1,155 that was set in 2002 when the Red Raiders averaged 81.7 offensive plays per game over 14 contests (including a bowl game).

■ Texas Tech has had 12 different Red Raiders catch a touchdown so far this year, its most in a single season since 2010 when the Red Raiders had the same number. Texas Tech currently ranks tied for second in the FBS this year for number of players with a receiving touchdown, trailing only N.C. State with 14. Oregon, Penn State, North Texas, USC and Florida State also have 12 thus far.

■ **Xavier White** put together quite the month of October as he caught 27 passes for 366 yards and three touchdowns over four games, which included a pair of 100-yard performances through the air. White hauled in eight passes for 139 yards and a touchdown versus West Virginia, which followed a similar stellar outing at Kansas State where he had nine catches for 120 yards. White averaged 6.8 receptions and 91.5 receiving yards per game during the month.

■ White's performance at Kansas State placed him in a select category as he joined **Taurean Henderson** as the only Red Raiders since 2000 to record multiple games with at least 100 rushing yards as well as two or more 100-yard receiving performances. White hit the 100-yard mark on the ground as a running back in 2020 versus Kansas State (113) and Kansas (135) and previously had 107 yards in the 2019 season opener versus Montana State. He enters this weekend with as the team leader with 557 receiving yards and second in both receptions (41) and receiving touchdowns (3).

■ **Myles Price** returned against Baylor after previously missing the last two games due to injury. He previously recorded 31 catches for 309 yards and a pair of touchdowns over the first five games of the season and then added one catch for 16 yards versus Baylor. Price had previously combined for 19 receptions in his past two games prior to the injury, including a career-high 13 catches in the win over Texas. It marked the most receptions by a Red Raider since **Antoine Wesley** set a single-game record for receiving yards off a similar 13 receptions in a 2018 victory over Houston.

■ **Jerand Bradley** notched his second 100-yard performance of the season at Oklahoma State as he hauled in eight passes for 119 yards and a touchdown. For the season, Bradley has 35 catches for 483 yards and a team-leading four touchdowns. He also had six catches for 108 yards in the season opener versus Murray State. Bradley leads the team in touchdown receptions this season after catching his fourth on a 47-yard strike at TCU. He is second for receiving yards and third for receptions entering this weekend.

## AN ALL-AMERICAN SEASON

**Tyree Wilson**, who posted All-American type statistics in 2022, coupled with measurables such as an 86-inch wingspan at 6-foot-6 and 270 pounds, has the Red Raiders' edge rusher projected as a first round NFL Draft pick by multiple media outlets.

Wilson announced his intention to enter the NFL Draft on Nov. 20 and begin the recovery process for a foot injury suffered during the second half on Nov. 12 versus Kansas, officially ending his run being one of the most impactful players to ever wear the scarlet and black.

Said head coach Joey McGuire after the announcement, "Tyree Wilson is a deserving All-America candidate and one of the best players in the country who will only excel at the next level. Our entire program is in full support of Tyree as he begins his recovery. Tyree fully embodies 'The Brand', and will flourish in the NFL where we fully expect he will be a first-round selection. Tyree is a great teammate and captain who will represent Texas Tech proudly as he takes this next step in his career."



## WILSON'S 10-GAME RESUME

(statistics of as Nov. 13 following last game played; exited early in Nov. 12 contest with two tackles, 0.0 TFLs)

- **Tyree Wilson** led the power five with 50 pressures and ranked second in the FBS according to Pro Football Focus.
- He ranked tied for third in the power five for tackles for loss (14.0) and tied for ninth in the FBS.
- He led the FBS with 8.5 tackles for loss against opponents that were ranked in the Nov. 13 AP Top 25 poll. He also led the power five with 9.0 TFLs in true road games and ranked fourth in the FBS for the category.
- Wilson ranked tied for 25th in the FBS for total sacks (7.0) despite often facing double teams on passing downs. He led the FBS with 5.0 sacks against opponents that were ranked in the top 25 of the Nov. 13 AP poll.
- Wilson, not just a pass rusher, though, as he was third on the team with 61 tackles after 10 games this season, easily the most in his career. Wilson was currently one of only two power five players and one of seven players in the FBS to record 60 tackles through games played on Nov. 12, at least 10.0 TFLs and at least 6.0 sacks.

## ONE OF THE BEST TO WEAR THE SCARLET & BLACK

- Tyree Wilson developed into a key piece of the Texas Tech defense in his second year as a Red Raider in 2021, setting the tone as the team leader for both tackles for loss and sacks a year ago. He finished with 38 tackles on the season (26 solo), with 13.5 for a loss and 7.0 sacks marking easily the most productive season of his collegiate career thus far. He was named an honorable mention All-Big 12 selection by the conference coaches before going on to earn Defensive MVP honors of the AutoZone Liberty Bowl. He was also recognized on the Associated Press All-Bowl Team for his performance in the Red Raiders' bowl win over Mississippi State.

- The senior is built on his breakout junior season with an even more dominant senior season, shifting from a down lineman to a stand-up stance in the "EDGE" pass rusher role in first-year defensive coordinator Tim DeRuyter's system. DeRuyter has led a few of the more major menaces to the quarterback in recent history, including Kayvon Thibodeaux last season at Oregon and Von Miller at Texas A&M, both top-five NFL Draft selections.

- To Wilson, leading the team with 13.5 tackles for loss and 7.0 sacks a season ago was just the beginning. For 2022, the goal was double digits in both categories. After 10 games, the senior from Henderson, Texas owned the team lead in tackles for loss (14.0), sacks (7.0) and trailed only linebackers **Krishon Merriweather** (87) and **Kosi Eldridge** (62) for the team lead in tackles (61). He was well on his way accomplishing his goal despite being the focal point among opponents offensive protection schemes.

- Wilson led the Big 12 for tackles for a loss, owning 14.0, after his last game played despite not logging a TFL in the Kansas game that he departed early from. That mark ranked tied for ninth in the FBS, while his 1.40 TFLs per game also led the Big 12 and ranked tied for 11th in the FBS.

- Wilson's 7.0 sacks ranked tied for 25th in the FBS and were the second-most in the Big 12 trailing Kansas State's Felix Anudike-Uzomah (7.5).

- Wilson has amassed multiple TFLs in five of the Red Raiders' 10 games.

- Wilson wreaked havoc on No. 16 N.C. State on Sept. 17, amassing a career-high 3.5 tackles for a loss. It was the most in a single game by a Red Raider since **Jordyn Brooks** produced 4.0 versus No. 21 Oklahoma State on Oct. 5, 2019. It also marked only the sixth time since 2000 that a Red Raider since had notched 3.5 tackles for a loss in a game.

- Wilson shined once again on the road at No. 25 Kansas State, tallying up 2.0 sacks in a game for the second time in 2022 and for the fourth time in his career. In addition, he forced a fumble and also recovered a fumble to go with six tackles. The performance earned Wilson national accolades as he was tabbed the Defensive Player of the Week by the Reese's Senior Bowl the following Monday.

- Productivity for Wilson has skyrocketed in the tackles category in this year's defensive scheme. Looking back to 2021, Wilson owned 29 tackles after 10 games en route to 38 for the season (2.92/game). With 61 tackles after 10 games, that's a single season career-high. Wilson owned 6.10 tackles per game, which was the 18th-best per game tackle rate in the Big 12.

- Wilson led Texas Tech with a career-high 11 tackles against No. 16 N.C. State. The 11 tackles marked the most by an edge, defensive line type player since **Pete Robertson** collected the same total in Texas Tech's victory at the 2013 Holiday Bowl.

### FBS TACKLES FOR LOSS LEADERS

Breakdown of the most TFLs among FBS players  
\*\* as of Nov. 13 \*\*

Name (Team)	TFLs (Per Gm)
Ivan Pace (Cincinnati)	19.0 (1.90)
Durrell Johnson (Liberty)	18.5 (1.85)
Tuli Tuipulotu (USC)	17.5 (1.75)
Thomas Incom (CMU)	16.0 (1.60)
Nick Herbig (Wisconsin)	15.5 (1.72)
Layton Jordan (Temple)	15.0 (1.50)
T.J. Jackson (Troy)	14.5 (1.45)
Viliami Fehoko (San Jose St)	14.5 (1.61)
<b>Tyree Wilson (Texas Tech)</b>	<b>14.0 (1.56)</b>
Three others	14.0

### WILSON IN THE TECH RECORD BOOK

Breakdown of where Tyree Wilson ranks in the  
Texas Tech single-season and career records.

Name (Year)	Sacks
7. Calvin Riggs (1986)	10.5
Montae Reagar (1997)	10.5
9. Fred Petty (1991)	9.0
Aaron Hunt (2002)	9.0
McKinner Dixon (2008)	9.0
<b>Approaching: Tyree Wilson (2022)</b>	<b>7.0</b>

Name (Years)	Career Sacks
7. James Mosley (1985-88)	17.0
Shawn Jackson (1991-93)	17.0
9. Eli Howard (2016-20)	16.5
10. Pete Robertson (2011-14)	16.0
<b>Approaching: Tyree Wilson (2020-22)</b>	<b>15.5</b>

## ON THE BIG BOARD

### ■ Mel Kiper, ESPN.com NFL Draft Analyst

"[Wilson] has rare power for an edge rusher with a 6-foot-6 frame, and he gets good push in the run game," Kiper said. "He's an explosive player with the lateral quickness to change direction to chase down quarterbacks with ease, too."

### Mel Kiper Big Board Rankings (last released, Thursday, Nov. 3)

15. Tyree Wilson, DE, Texas Tech

"I wrote about Wilson in our draft notebook earlier this week, and my guy Jordan Reid, has been on him since he watched the 2021 tape. I'm moving up Wilson now because of his consistency; he has six sacks and 11 total tackles for loss, showing off his explosion at the snap as a pass-rusher and taking on blockers and holding his ground in the run game. For edge rushers, it's all about physical traits and tools, and the 6-foot-6 Wilson has everything teams want in that regard. He has a high ceiling."

## WHERE HE RANKS...

ESPN.com pulled together top-five rankings at every single position from its four NFL draft analysts

*Defensive Ends (indicates date of last update):*

Mel Kiper Jr. (11/3)

1. Myles Murphy, Clemson
2. Tyree Wilson, Texas Tech
3. Mike Morris, Michigan
4. Jared Verse, Florida State
5. Zach Harrison, Ohio State

Jordan Reid (11/17)

1. Myles Murphy, Clemson
2. Tyree Wilson, Texas Tech
3. Jared Verse, Florida State
4. Zach Harrison, Ohio State
5. A. Adebawore, Northwestern

Todd McShay (11/17)

1. Myles Murphy, Clemson
2. Tyree Wilson, Texas Tech
3. Lukas Van Ness, Iowa
4. Jared Verse, Florida State
3. Isaiah Foskey, Notre Dame

Matt Miller (11/16)

1. Myles Murphy, Clemson
2. Tyree Wilson, Texas Tech
3. Andre Carter II, Army
4. Isaiah Foskey, Notre Dame
5. Jared Verse, Florida State

## BEDNARIK AWARD SEMIFINALIST

Texas Tech senior outside linebacker Tyree Wilson was named a semifinalist for the 2022 Chuck Bednarik Award, the Maxwell Football Club announced on Nov. 1. The organization annually presents the award to the college defensive player of the year.

### BEST OF THE BEST

LB Will Anderson Jr., Alabama (Jr.)
LB Kool-Aid McKinstry, Alabama (So.)
LB Drew Sanders, Arkansas (Jr.)
LB Ivan Pace Jr., Cincinnati (Sr.)
DT Tyler Davis, Clemson (Sr.)
S Christopher Smith, Georgia (Sr.)
DT Jer'Zhan Newton, Illinois (So.)
CB Devon Witherspoon, Illinois (Jr.)
LB Jack Campbell, Iowa (Sr.)
DE Felix Anudike-Uzomah, Kansas State (Jr.)
DE Mike Morris, Michigan (Sr.)
CB Emmanuel Forbes, Mississippi State (Jr.)
LB Tommy Eichenberg, Ohio State (Sr.)
LB Jason Henderson, Old Dominion (So.)
CB Joey Porter Jr., Penn State (R-Jr.)
DT Calijah Kancey, Pitt (R-Jr.)
<b>LB Tyree Wilson, Texas Tech (Sr.)</b>
DT Tuli Tuipulotu, USC (Jr.)
CB Clark Phillips III, Utah (So.)
S John Torchio, Wisconsin (Sr.)



Three finalists for the award announced on Nov. 22

## THE GAME IS NEVER OVER HERE

The victory over No. 22 Texas on Sept. 24, 2022 marked the 24th time since 2000 where the Red Raiders have overcome a double-digit deficit to win. Below is a listing of Texas Tech's come-from-behind wins:

DATE	OPPONENT	DEFICIT	RESULT
Dec. 29, 2006	vs. Minnesota*	31	W, 44-41 (OT)
Sept. 25, 2004	Kansas	25	W, 31-30
Sept. 18, 2004	TCU	21	W, 70-35
Oct. 1, 2011	at Kansas	20	W, 45-34
Oct. 5, 2002	at #23 Texas A&M	18	W, 48-47 (OT)
Nov. 18, 2006	Oklahoma State	17	W, 30-24
Sept. 24, 2022	#22 Texas	14	W, 37-34 (OT)
Sept. 4, 2021	vs. Houston	14	W, 38-21
Nov. 14, 2020	Baylor	14	W, 24-23
Sept. 24, 2011	Nevada	14	W, 35-34
Nov. 6, 2010	at #14 Missouri	14	W, 27-17
Nov. 29, 2008	Baylor	14	W, 35-28
Jan. 1, 2008	vs. Virginia	14	W, 31-28
Sept. 8, 2007	UTEP	14	W, 45-31
Nov. 1, 2003	Colorado	14	W, 26-21
Nov. 16, 2002	#3 Texas	14	W, 42-38
Oct. 19, 2013	at West Virginia	11	W, 37-27
Nov. 24, 2017	at Texas	10	W, 27-23
Nov. 22, 2014	at Iowa State	10	W, 34-31
Oct. 5, 2013	at Kansas	10	W, 54-16
Oct. 20, 2012	at #21 TCU	10	W, 56-56 (3OT)
Sept. 3, 2011	Texas State	10	W, 50-10
Oct. 23, 2010	at Colorado	10	W, 27-24
Nov. 21, 2009	vs. Baylor	10	W, 20-13

\* indicates largest come-from-behind win in FBS bowl history.

## ALL-TIME OVERTIME GAMES

Texas Tech is 8-7 all-time in overtime games since the NCAA began allowing games to go past regulation in 1996. Below is a listing of Texas Tech's all-time results in overtime:

DATE	OPPONENT	RESULT
Sept. 24, 2022	#22 Texas	W, 37-34 (OT)
Sept. 10, 2022	#25 Houston	W, 33-30 (2OT)
Sept. 26, 2020	#8 Texas	L, 56-63 (OT)
Oct. 12, 2019	at #22 Baylor	L, 30-33 (2OT)
Nov. 4, 2017	Kansas State	L, 35-42 (OT)
Oct. 29, 2016	at TCU	W, 27-24 (2OT)
Nov. 24, 2012	vs. Baylor	L, 45-52 (OT)
Nov. 10, 2012	Kansas	W, 41-34 (2OT)
Oct. 20, 2012	at #21 TCU	W, 56-53 (3OT)
Oct. 11, 2008	Nebraska	W, 37-31 (OT)
Dec. 29, 2006	vs. Minnesota	W, 44-41 (OT)
Sept. 9, 2006	at UTEP	W, 38-35 (OT)
Nov. 13, 2004	at #22 Texas A&M	L, 25-32 (OT)
Oct. 5, 2002	at #23 Texas A&M	W, 48-47 (OT)
Sept. 21, 2002	#16 N.C. State	L, 48-51 (OT)
Oct. 6, 2001	Kansas	L, 31-34 (2OT)

## THE PUMPJACK MENTALITY



Texas Tech has continued to sport a miniature pumpjack on its sideline this season, representing the Red Raiders' desire to always "be pumping" no matter the circumstances. The pump jack sideline prop was created out of an idea from former interim head coach Sonny Cumbie and continued this year by Joey McGuire.

## DEFENSIVE NOTEBOOK TACKLING MACHINE

■ Everyone knew **Krishon Merriweather** was a guy that could make tackles when he came to Texas Tech. He joined the Red Raiders after leading the nation at the NJCAA level, registering 153 stops as a sophomore in 2019 at Garden City Community College in Kansas. Merriweather was an NJCAA second team All-American, totaling 153 tackles over 11 games, which led the junior college ranks with 13.9 tackles per game. He also chipped in 10.0 for a loss and 3.5 sacks.

■ Sticking to that standard, Merriweather leads Texas Tech with 96 tackles, which is 28 more than the second-most on the team.

■ His 96 tackles after the first 11 games of the 2022 season are the most in his Red Raider career 11 games into a season.

■ If Merriweather keeps pace with his 8.73 tackles per game average, the third-best average in the Big 12, it would give him the most tackles by a Red Raider in a single season since Michael Awe finished with 126 in 2015. There are just nine Red Raiders total to own triple-digit tackles in the last 20 years.

■ It would take 141 tackles to enter the all-time Texas Tech Top 10. Lawrence Flugence is the Red Raiders' all-time single season leader with 193 in 2002 (in 14 games). It also stands as the all-time record in the NCAA FBS record book.

■ In now his third season as a Red Raider, Merriweather is up to 223 career tackles at the FBS level. He had 75 in his debut season in 2020 (nine games) and 52 stops in 2021 (13 games).

■ Merriweather ranks No. 121 on the FBS active career tackles leader rankings in his three seasons. Red Raiders who lead are Dimitri Moore (No. 117, 226 tackles in six seasons) and Marquis Waters (No. 34, 292 tackles in six seasons).

■ Merriweather set a single game career-high in tackles with 17 in his performance at Oklahoma State. It marked the most stops by a Red Raider since **Jordyn Brooks** notched 19 versus the Cowboys in 2019. The senior performance is one of 26 in the FBS this season in which 17-plus tackles were recorded in a single game.

## FIGURING IT OUT

■ It was a slow start for outside linebacker **Jesiah Pierre** to start the 2022 season, recording five tackles over the first five games of the year. But it's clicking now. Entering the season, Pierre had never played outside linebacker before in his career. He'd been an inside linebacker over his past three seasons of collegiate football.

■ Over the last three games, the transfer from Florida owns 18 tackles, 6.0 tackles for loss and 3.5 sacks.

■ His 2022 season numbers over 11 games are 36 tackles, 7.0 tackles for loss and 4.5 sacks.

■ Pierre recorded a career-high 2.5 TFLs at No. 7 TCU (Nov. 5).

■ Pierre had a season-high six pressures at No. 7 TCU, according to *Pro Football Focus*.

■ Pierre recorded a career-high seven tackles and career-high 2.0 sacks versus Kansas (Nov. 12).

■ Pierre forced his first career fumble in the fourth quarter against Kansas, a strip-sack, that created a takeaway to help secure the win versus Kansas with less than five minutes on the game clock. The fumble was recovered by Red Raiders' defensive lineman **Jaylon Hutchings** on the KU 8-yard-line - three plays later Tech scored a touchdown to extend its eight point lead to 15, 43-28.

## THE RIGHT FIT

■ Known for his versatility throughout his Texas Tech career, sixth-year senior **Kosi Eldridge** has found his place on the Red Raider defense as its starting "Will" Linebacker (weak-side linebacker). Eldridge, in his third season as a Red Raider, was utilized in multiple linebacker spots and a hybrid defensive back role in 2020, and as a defensive back in 2021, but was shifted to weak-side linebacker in fall camp and earned the starting job.

■ Eldridge ranks second on the team in total tackles this season with 68 after the first 11 games of the season. That number accounts for over half of his career total which is up to 99. He is in his fourth season of field time with the Red Raiders.

■ Eldridge had arguably his best game as a Red Raider against Baylor on Oct. 29. The senior racked up a career-high 12 tackles, and all were solo stops.

■ Eldridge's 12 solo tackles versus Baylor ranks tied for the fourth-best single game performance in the FBS at the time. It remains ranked as tied for the fifth-best performance three weeks later. He and 14 others are responsible for 12 solo stops or better in 2022.

■ Eldridge shined versus Houston posting a then career-high seven tackles, besting his previous high of four. Eldridge matched that total versus West Virginia and also had another strong performance earlier this season at N.C. State, racking up five tackles.

■ Arguably, one of his most notable tackles may have been more important than his first sack since 2020 on a 3rd and 4 from the TTU15 that set Houston back 15 yards and forced an attempted 47-yard field goal that was missed on 4th and 19 late in the third quarter.

■ Because why not? With everything else going Eldridge's way in 2022, he registered his first career interception in the second quarter against Kansas. Postgame he said it was the first time since his high school career at Denton Ryan he got his hands on the ball.

## THIS-N-THAT

■ In two of the last three games, it took Texas Tech's opponent until the fourth quarter to score its first offensive touchdown. Both TCU and Iowa State scored its first offensive touchdowns, respectively, in the fourth quarter.

■ If Texas Tech holds its current scoring defense mark (27.8/ppg) over the final two games (vs. Oklahoma and bowl game), it would be the first time a Tech defense registered as season allowing under 30 points per game since 2009 (22.6/ppg).

■ With 75 team tackles for loss after the first 11 games, the Red Raiders have already surpassed last year's total of 64. With two opportunities remaining to play in 2022, Texas Tech is on pace to have its most TFLs in a single season dating back to 2000. The 2009 and 2013 teams recorded 84, respectively.

■ Three Red Raiders recorded double-digit tackles in its contest versus Baylor (**Kosi Eldridge**-12, **Krishon Merriweather**-12, **Tyree Wilson**-10). It was the first time since Nov. 7, 2015 at West Virginia that three players (**Micah Awe**, **D'Bonta Hinton**, **Jah'Shawn Johnson**) posted double-digit tackles in the same game.

## SINGLE-SEASON TACKLES AMONG RED RAIDERS

*Breakdown of the most tackles by a Red Raider in a single season over the last 20 years (2003-pres.)*

Name	Year	Games	Tackles
Micah Awe	2015	13	126
Will Smith	2013	13	120
Dwayne Slay	2005	12	114
Jordyn Brooks	2019	11	108
Bront Bird	2010	13	106
Colin Schooler	2021	13	106
Dakota Allen	2017	13	101
Cody Davis	2012	13	101
Ryan Aycok	2003	13	101
<b>Krishon Merriweather</b>	<b>2022</b>	<b>thru 11</b>	<b>96</b>

■ It would take 141 tackles to enter the all-time Texas Tech Top 10. Lawrence Flugence is the Red Raiders' all-time single season leader with 193 in 2002 (in 14 games). It also stands as the all-time record in the NCAA FBS record book.

■ In now his third season as a Red Raider, Merriweather is up to 223 career tackles at the FBS level. He had 75 in his debut season in 2020 (nine games) and 52 stops in 2021 (13 games).

■ Merriweather ranks No. 121 on the FBS active career tackles leader rankings in his three seasons. Red Raiders who lead are Dimitri Moore (No. 117, 226 tackles in six seasons) and Marquis Waters (No. 34, 292 tackles in six seasons).

■ Merriweather set a single game career-high in tackles with 17 in his performance at Oklahoma State. It marked the most stops by a Red Raider since **Jordyn Brooks** notched 19 versus the Cowboys in 2019. The senior performance is one of 26 in the FBS this season in which 17-plus tackles were recorded in a single game.

## ROLLING SOLO: SINGLE-GAME BESTS

*Breakdown of the most solo tackles in a single game by an FBS player this season.*

2022 FBS	Date	Opp.	TKLs
Michael Batton (ULM)	11/12	Georgia St.	15
Shaun Dolac (Buffalo)	10/08	Bowling Green	14
Nick Emmanwori (S. Carolina)	9/17	Georgia	14
Darius Joiner (Duke)	9/10	Northwestern	13
<b>Kosi Eldridge (Tex Tech)</b>	<b>10/29</b>	<b>Baylor</b>	<b>12</b>
10 Others	--	--	12



- The Red Raiders' defense recorded a season highs for tackles for loss (10) and sacks (4) at TCU -- a high versus and FBS team -- Tech posted 13.0 TFLs and four sacks in its season opener versus FCS Murray State. It was the most tackles for loss for the Red Raider defense versus a Big 12 team since recording 12 versus Kansas on Dec. 5, 2020.

## RED ZONE BUSTERS

- Opponents have been limited to 7-of-17 (41.1%) over the last three games in trips to the red zone, skyrocketing the Red Raiders' FBS ranking from No. 125 to No. 14 over the last three weeks.
- The Red Raiders' red zone defense went from being ranked No. 125 in the FBS after their eighth game versus Baylor, up to No. 84 after holding TCU to 3-for-6 on its trips to the red zone, climbed to No. 45 after holding Kansas to 3-for-6 on its trips to the red zone and all the way up to No. 14 after holding Iowa State 1-for-5 last time out.
- Opponents are converting at an 81.0 clip (35-of-47) in the red zone against Texas Tech, which is No. 1 in the Big 12.
- While no points are obviously the preference, Texas Tech has been holding opponents to field goals as much as any team in the nation. In fact, 15 of Tech's 35 opponent red zone conversions have been field goals, which ranks tied for No. 1 in the FBS with three other teams.
- Texas Tech has allowed just six passing touchdowns to its opponents in the red zone. One of 22 teams in the FBS to allow six or less.
- With Texas Tech's aggressive nature on fourth downs, the philosophy to hold opponents to just a field goal is part of **Joey McGuire** and **Tim DeRuyter's** challenge to the defense to "put out the fire."

## INTO THE MUD

- **Marquis Waters**, a defensive back that plays the "STAR" in DeRuyter's system, ranks second on the team in tackles for loss with 11.5, only trailing first round NFL Draft pick hopeful **Tyree Wilson's** 14.0.
- Waters 11.5 TFLs this season currently leads all defensive backs nationally.
- Waters 11.5 TFLs rank as the most by a Red Raider defensive back dating back to the 2000 season.
- Waters has registered at least 0.5 tackles for loss in 10-straight games and has recorded at least one full TFL in 7 of the last 8 games.
- The sixth-year senior recorded a career-high 3.0 tackles for loss on Oct. 22 against West Virginia.
- What made Waters' performance unique is he is a defensive back. It is the first time since Oct. 6, 2012 that a Texas Tech defensive back posted 3.0 TFLs or better as he joins Cornelius Douglas' performance vs. Oklahoma. He's the only other DB to do so since 2000.
- Four different Red Raiders have registered games with 3.0 TFLs or better this season. **Philip Blidi** (Gm. 1 vs. Murray State), **Tyree Wilson** (Gm. 3 vs. NC State), **Waters** (Gm. 7 vs. West Virginia) and **Tony Bradford Jr.** (Gm. 8 vs. Baylor).

## FORCE(S) UP FRONT

- With **Jaylon Hutchings'** start on Saturday versus Iowa State, the staple of the front line made his team leading 44th-consecutive start for the Red Raiders.
- Hutchings is the fourth highest-graded interior defensive lineman (83.0) by *Pro Football Focus* in the Big 12 this season. He is one of four in the Big 12 above 80.0 and one of 18 Power Five interior lineman above 80.0 this season.
- Hutchings has recorded at least half a TFL in three of his last four games. He owns 3.0 TFLs over the last six games and 4.5 for the season. He's looking to top his career-best for a season, 6.5 TFLs posted during the 2021 season.
- Among down-linemen, the nose tackle owns a team-best 40 tackles. He sports the seventh-most tackles on the team.
- Not many defensive linemen in college football have a carry on their career stat sheet, let alone two. Hutchings can proudly boast he might be the rare exception, however, as he totaled nine yards on the ground in 2019 as part of two fake punt attempts. Hutchings, a former running back despite his size at Forney High School, was included this summer on the annual "Freaks List" column by Bruce Feldman of *The Athletic*.
- Hutchings' classmate on the line **Tony Bradford Jr.**, posted a career-high 3.0 TFLs against Baylor. It bested his 2.5 TFLs versus Kansas in 2020. The duo of Hutchings and Bradford have started 67 games and made 41.5 career TFLs and 17.5 career sacks AND both are eligible to return for one more season of football with the Red Raiders should they choose.

## VETERAN SECONDARY

- The Red Raiders' two-deep has eight defensive backs, including the Star position, with 194 starts among them in major-college football, including five with at least 20.
- **Marquis Waters** returned from a season-ending injury in 2021 to play Star, a hybrid position with safety, outside linebacker and slot cornerback responsibilities. Waters has 47 career starts while his back-up, Keyon Blankenbaker, a transfer from Wyoming, has 27 starts under his belt. Waters previously started in 24-consecutive games at Duke prior to transferring to Texas Tech ahead of the 2021 season.
- On the corners, **Rayshad Williams** and **Malik Dunlap**, who are playing alongside each other at corner have 41 starts between them. Williams leads with 31, including 23-straight. Sixth-year senior **Adrian Frye**, meanwhile, owns 23 career starts of his own and was an All-Big 12 first team honoree as a true freshman in 2018.
- Texas Tech also benefits from a pair of safeties in the back end with plenty of experience as **Reggie Pearson Jr.** (32) and **Dadrión Taylor-Demerson** (22) have 54 starts as a duo. Taylor-Demerson led the Red Raiders a year ago with three interceptions en route to earning honorable mention All-Big 12 accolades.
- Frye, Waters and Blankenbaker are all in their sixth years at the collegiate level after exercising the additional season of eligibility the NCAA allotted players on rosters during the 2020 COVID season.

## WHO DOESN'T LOVE A PAIR OF 6-3 CORNERS

- Red Raider defensive backs **Malik Dunlap** and **Rayshad Williams** are a pair of 6-3 corners, both in their fifth years of college football, both with similar journeys. Dunlap spent three seasons at N.C. State and the last two at Tech while Williams experienced three seasons at UCLA and the last two at Texas Tech.
- Dunlap has used his size to be one the top pass defenders in the country, ranking tied for 24th in the FBS with 10 pass breakups.
- Meanwhile, Williams, who owns seven pass breakups for the season, had one of the top performances by a Red Raider in recent memory as he logged five pass breakups in a single game at No. 7 Oklahoma State. It was the most in a single game since **Justis Nelson** recorded five pass breakups on Oct. 25, 2014, at TCU.
- While these two have plenty to be proud of swatting the ball away, Dunlap and Williams broke through in the same game (vs. West Virginia) with their first career interceptions, respectively.

## AFCA GOOD WORKS TEAM



Texas Tech senior defensive lineman **Tony Bradford Jr.** has made it his mission since arriving on campus to better the community he now calls home. That determination earned him a significant honor this season as he has been named to the 2022 Allstate AFCA Good Works Team.

Bradford is one of 11 student-athletes from the Football Bowl Subdivision (FBS) and 11 more from the Football Championship Subdivision (FCS), Division II, Division III and NAIA ranks as well as one honorary head coach to make up the final roster of 23 award recipients from across college football on the Good Works Team. He is the only Big 12 student-athlete named to the prestigious team.

Bradford becomes the fourth Red Raider student-athlete all-time to be recognized on the Good Works Team, joining the likes of Brian Duncan (2008), Montae Reagor (1998) and Dane Johnson (1997). Former head coach Matt Wells was previously the honorary head coach on the 2021 team.

Over his four years on campus, Bradford has been a vocal proponent in getting the Red Raiders active in the Lubbock community on a regular basis and also seeking positive change throughout West Texas.

Bradford is the driving force behind a Texas Tech football program that has committed more than 2,000 hours of community service the past two years alone, contributing to visits to local elementary and junior high schools, the Ronald McDonald House, the Texas Boys Ranch, South Plains Food Bank, Habitat for Humanity, Burgers and Badges and area children's homes.

Possibly his biggest impact has been felt on the youth of tomorrow as Bradford regularly meets with local youth athletes to encourage them to be a positive example for their community. Following the murder of George Floyd, Bradford helped organize community cleanups and voter registration drives in East Lubbock not far from the Texas Tech campus. While there, he was able to encourage and ultimately brighten the day of many underserved youth in East Lubbock through pick-up basketball games and various other activities. Bradford also helped organize peace walks on the Texas Tech campus and in East Lubbock to promote injustice issues and need for peace in communities.

In addition to his role in the community, Bradford has taken steps to advance his future career in law enforcement by serving as a security guard with the Texas Tech Police Department. Bradford, who lists becoming a police chief as his goal after football, has worked with the police department each of the past three springs to gain valuable knowledge of the profession. Thus, during the spring, Bradford will often go from a morning workout, to a class to potentially riding along with a member of the Texas Tech police department to protect his peers on campus.

He regularly worked Texas Tech's home basketball events, assisting with traffic control and in-venue security. His future work in law enforcement stems from his desire to not only help others but also to "be the change in the community." In his words, for society to change for the better, it will take leaders like himself to be part of that positive change.

The respect Bradford has gained off the field has led to a bigger voice for important topics on campus and within the Big 12 Conference. Bradford is a longtime member of the Texas Tech Student-Athlete Advisory Committee and was selected this year to represent the university as part of the Big 12 Champions for Life campaign. With that, he was able to attend the Big 12's annual meetings this May as a student-athlete voice and to also be recognized for his work in the community. Bradford was previously selected this past fall as one of two Big 12 representatives on the NCAA Division I Football Oversight Committee Student-Athlete Connection Group.

## EXPERIENCED DEFENSE

*Career starts among retiring Red Raiders*

Name	Pos.	Starts
Marquis Waters*	DB	47
Jaylon Hutchings	DL	44
Reggie Pearson Jr.*	DB	32
Rayshad Williams	DB	31
Keyon Blankenbaker*	DB	27
Tyree Wilson	OLB	28
Krishon Merriweather	LB	26
Tony Bradford Jr.	DL	23
Adrian Frye	DB	23
Dimitri Moore	LB	21
Dadrión Taylor-Demerson	DB	22
Vidal Scott Jr.	DL	16
Myles Cole	DL	13

## THE MCNAMARA RECORD BOOK

## TEXAS TECH SINGLE-GAME LONGEST PUNTS

1.	Austin McNamara vs. West Virginia (2020)	87
2.	R.W. Moyers vs. West Texas State (1945)	85
3.	David Kuykendall vs. Arkansas (1975)	79
4.	Buddy Hill vs. Tulsa (1954)	78
	Ken Vinyard vs. Kansas (1966)	78
	Johnny Odom vs. Boston College (1971)	78
	Mark Bounds vs. Texas (1991)	78
8.	Robert King vs. Rice (1992)	77
	Robert King vs. Texas A&M (1993)	77
10.	Johnny Odom vs. SMU (1970)	76
11.	Johnny Odom vs. Texas (1970)	75
	Maury Buford vs. Texas A&M (1978)	75
	Robert King vs. Wyoming (1992)	75

## TEXAS TECH SINGLE-SEASON AVERAGE LEADERS

1.	Austin McNamara (2021)	48.2
2.	Mark Bounds (1991)	46.8
3.	Austin McNamara (2020)	46.3
4.	Taylor Symmank (2015)	46.0
5.	Alex Reyes (2006)	45.2
6.	Austin McNamara (2019)	45.0
	Maury Buford (1981)	44.8
8.	Maury Buford (1978)	44.1
-	Austin McNamara (2022)	44.0
9.	Ryan Erxleben (2013)	43.0
	Alex Reyes (2003)	43.0
11.	Alex Reyes (2005)	42.8
12.	Robert King (1993)	42.7

## TEXAS TECH CAREER AVERAGE LEADERS

-	Austin McNamara (2019-Present)	45.8
1.	Taylor Symmank (2012-15)	43.7
2.	Alex Reyes (2003-06)	43.3
3.	Maury Buford (1978-81)	43.2
4.	Robert King (1992-93)	42.6
5.	Ryan Erxleben (2009, 2011-13)	41.9
6.	Dominic Panazzolo (2017-18)	41.7
7.	Jeremy Hernandez (1996-98)	40.1
	Jamie Simmons (1986-89)	40.1
9.	Michael Barden (2015-18)	40.0
10.	Brad Cade (1994-95)	39.8
	Clinton Greathouse (2000-02)	39.8
	Eric Rosiles (1999-00)	39.8

## BIG 12 CONFERENCE SINGLE-GAME LONGEST PUNTS

1.	Austin McNamara vs. West Virginia (2020)	87
2.	Michael Turk (OU) vs. Texas (2021)	85
	Tress Way (OU) vs. Utah State (2010)	85
4.	Sam Koch (Neb) vs. Pittsburgh (2005)	84
5.	Curtis Ansel (KU) vs. Baylor (2002)	83

## BIG 12 CAREER AVERAGE LEADERS (min. 100 punts, 2 seasons)

1.	Quinn Sharp (Oklahoma State, 2009-12)	45.9
-	Austin McNamara (2019-Present)	45.8
2.	Michael Dickson (Texas, 2015-17)	45.3
3.	Daniel Sepulveda (Baylor, 2003-06)	45.2
4.	John Torp (Colorado, 2002-05)	44.9
5.	Shane Lechler (Texas A&M, 1996-99)	44.7
6.	Justin Brantly (Texas A&M, 2005-08)	44.4
7.	Trevor Pardula (Kansas, 2013-14)	44.0
	Tress Way (Oklahoma, 2009-12)	44.0
9.	Nick O'Toole (West Virginia, 2013-15)	43.9

## BIG 12 SINGLE-SEASON AVERAGE LEADERS (min. 40 punts)

1.	Austin McNamara (2021)	48.2
2.	Mark Mariscal (Colorado, 2002)	47.6
3.	Michael Dickson (Texas, 2017)	47.4
	Michael Dickson (Texas, 2016)	47.4
5.	Shane Lechler (Texas A&M, 1997)	46.9
6.	Cameron Dicker (Texas, 2021)	46.7

## AN ALL-TIMER

Through three seasons, Austin McNamara has firmly cemented his name in the Texas Tech record book as the senior punter started 2022 at the top of all three major punting categories in program history - career average leader (46.3), single-season average leader (48.2), and longest punt (87) in a game.

McNamara not only leads the way in the Texas Tech record book, but the Big 12 record book as well. It started with the longest boot by any Big 12 player in league history when he launched an 87-yard punt on Oct. 24, 2020 in Lubbock versus West Virginia. His career average entering the 2022 season (46.3) is the highest of any Big 12 player before him, just like his top spot at Texas Tech. The senior was tabbed to the 2022 Ray Guy Award preseason watch list this offseason prior to starting his fourth year handling Tech's punting duties.

- 2019 Freshman All-America
- 2019 First Team All-Big 12
- 2020 First Team All-Big 12
- 2021 Second Team All-Big 12
- 2021 First Team Academic All-Big 12



## SPECIAL TEAMS NOTEBOOK

## MORE ON MCNAMARA...

- Punter **Austin McNamara** entered the 2022 season with the top career average (46.3) in the FBS among career active leaders with at least a minimum of 100 career punts. That average has dropped to 45.8 as he currently owns the lowest season average since his freshman season, averaging 44.0 yards per punt after 11 games. Despite it being his lowest average since 2019, 44.0 would still rank ninth on the all-time single season average Top 10 at Texas Tech.
- McNamara set the program record for single season punting average (48.2) in 2021 after booting 42 punts for 2,023 yards. It smashed the Tech single-season record of 46.8 that was set by **Mark Bounds** in 1991. He is the only Red Raider with two of the top-five punting averages currently in the school record book.
- By bombing eight punts of at least 50 yards in a single game, McNamara set a new single game FBS record on Nov. 20, 2021 against Oklahoma State. The performance broke the previous FBS record of seven that was set by Colorado's Mark Mariscal in a 2002 home game against Southern California. McNamara averaged 56.4 yards per punt overall against the Cowboys, which finished just shy of the Texas Tech single-game record of 57.0 yards an attempt that was set by **Alex Reyes** in a 2004 win versus Baylor (only three attempts).
- For games that included nine or more punts, McNamara's 56.4 average ranked as the second-best performance in all of FBS football in 2021 behind San Diego State's Matt Araiza's 56.8 average (nine attempts) in a home game against New Mexico State. It marked the third-highest for any punter with at least nine attempts in a game dating back to 2000, trailing only the clips from Wake Forest's Dom Maggio in a 2019 contest at Clemson (57.7) and Araiza and his 56.8 average versus New Mexico State.
- McNamara set social media on fire midway through the 2020 season with his booming 87-yard punt against West Virginia, which marked the longest by an FBS kicker since 2017 and the longest in Texas Tech and Big 12 history. McNamara broke the Texas Tech single-game record for the longest punt that was previously set by **R.W. Moyers** in 1945 against West Texas State. Moyers launched an 85-yard punt in the win, which is the only other punt of 80 yards or longer in school history.
- In addition to his punting duties, McNamara is in his second-consecutive season as Texas Tech's primary holder on field goals.

## WOLFF EMERGES

- Texas Tech entered the 2022 season with its two kickers that battled it out during fall training camp, fifth-year Red Raider **Trey Wolff** and first-year transfer **Gino Garcia** (Houston Baptist), as "or's" on the depth chart. Wolff officially claimed the spot after week five.
- After 11 games, Wolff is 15-of-18 on field goal attempts while Garcia is 0-for-1. Wolff is 34-for-34 on PATs while Garcia is 7-for-7.
- Wolff has been called upon to play hero twice this season (vs. No. 25 Houston & vs. No. 22 Texas) and came through in the clutch. He put a then-career-long 47-yarder between the uprights with 0:03 remaining on the game clock to push the Houston contest into the first of two overtime periods. Versus the Longhorns, Wolff connected on a 45-yard try with 0:21 left in regulation to give Texas Tech a 34-31 lead. Texas' kicker countered to tie the game, but it was Wolff who hit the game-winning 20-yard field goal in overtime to win the game.
- At K-State, Wolff closed the first half with a career-long 51 yarder; at home vs. Kansas he again closed the half with a 51-yarder.
- Wolff is a perfect 10-of-10 on kicks 39 yards and closer. He is 5-of-8 on kicks greater than 40 yards.
- After no field goal opportunities for either kicker in the season opener versus Murray State, Wolff connected for his first field goal since Nov. 7, 2020, a 25-yarder, in the first qtr. against Houston-he finished the game 2-for-3. Meanwhile, Garcia went 0-for-1 missing from 46 yards with 5:30 left on the game clock in the fourth quarter. Wolff was 1-for-1 on PATs and Garcia was 2-for-2 on PATs vs. Houston.
- Wolff started his career very strong, going 20-for-22 showing on field goals in 2019, ranking him as one of the most accurate kickers in the country. He became only the second Tech player since 2000 to record a field goal percentage of 90.0 or higher (90.9), joining then-school-record holder **Clayton Hatfield** (92.9 percent) from 2016. Wolff went 1-for-5 in 2020 and did not attempt a field goal in 2021.
- Wolff sits in a tie for 10th for single season makes with 15 (15-of-18) after 11 games in 2022. He moved into sole possession of eighth place for career makes with 36 (36-of-45).
- Garcia, meanwhile, transferred to Texas Tech following three seasons at Houston Baptist and will have two full seasons of eligibility remaining. Garcia was a 2021 first-team honoree on the All-Southland Conference team. He was successful on 9-of-10 field goals, including ones from 59 and 48 yards. Garcia owns six career field goal makes of 48 yards or longer. The 59-yard kick ranks fourth all-time in Southland Conference history for distance. For his career, Garcia went 32-for-46 in three seasons at HBU.

## ONE OF A KIND

- When you don't hear the long snappers name too often, it's probably a good thing - he's doing his job - and that's what **Jackson Knotts** has been doing for the Red Raiders. Knotts was the only true freshman in 2021 to play in all 13 games last season. He was put on scholarship to start the spring 2022 semester, surprised in a team meeting on Jan. 12, 2021.
- The Florida native is the son of former Florida Gator, Andy Knotts. His dad advocated long snapping, he wanted to play quarterback. He long snapped all four years in high school but also drew a starting safety role his senior season.
- Knotts was also a track and field standout, with a javelin focus. He set a since-broken state high-school record in the javelin with a throw of 187 feet, 9 inches and finished third in the Class 4A state meet.



## TEXAS TECH UNIVERSITY

### THE STATE OF TEXAS' TOP ATHLETICS DEPARTMENT

- With all the talk of conference realignment in the air, it's important to remember Texas Tech has led all schools in the state of Texas in the Capital One Cup men's standings in two of the last four complete athletic seasons after finishing third nationally in 2018-19 and then 14th for the 2017-18 athletic year. Below are several other facts regarding Texas Tech's success in competition.
- Since 2017, Texas Tech has had 16 of its 17 athletic programs compete in the NCAA postseason or a bowl game.
- Texas Tech has had six different programs finish among the top-10 teams nationally in their respective sport since 2014 alone.
- The Red Raiders have appeared in 39 bowl games in their history, which ranks tied for third among Big 12 programs and among the top-25 teams in college football history.
- Texas Tech claimed the 2019 Men's Outdoor Track and Field National Championship under head coach **Wes Kittley**, the father of new Red Raider offensive coordinator **Zach Kittley**.
- Texas Tech played in the 2019 NCAA Championship Game as well as in two-consecutive Elite Eights (2018-19). The Red Raiders are one of four men's basketball programs in the country with multiple Elite Eight appearances over the last four NCAA Tournaments.
- Texas Tech has advanced to the Men's College World Series four times in recent years (2014, 2016, 2018, 2019), which is tied for the most trips to the hallowed grounds in Omaha among teams nationally since 2014.
- Lady Raider Basketball remains one of the top programs in women's college basketball history as Texas Tech ranks 19th all-time among power-five programs with its 936 victories. Backed by the legendary **Sheryl Swoopes**, the Lady Raiders claimed the NCAA National Championship in 1993, the first team national championship in school history.
- Since joining the Big 12 as a charter member in 1996, Texas Tech has won 27 conference titles, with 11 of those coming in the past seven years alone.
- In addition to its athletics success, Texas Tech has unveiled several new facilities in recent years with the opening of the \$48 million Sports Performance Center in 2017, the Cash Family Sports Nutrition Center in 2020 and the \$32.2 million Dustin R. Womble Basketball Center in May 2021.

### THE NATION'S MOST DEDICATED FANS

- Texas Tech boasts one of the most rabid fan bases in all of college athletics as Red Raider fans have traditionally traveled in droves for bowl trips as well as to basketball games in locations like New York City, Anaheim (CA) and Minneapolis for the Final Four as well as to Omaha for the Men's College World Series.
- To date, Texas Tech has played in the highest-attended games for three bowl games, including two prominent ones in the state of Texas: the Goodyear Cotton Bowl (Dallas), the Academy Sports + Outdoors Texas Bowl (Houston) and the Holiday Bowl (San Diego).
- The Red Raiders had 88,175 fans on tap for the 2009 Cotton Bowl when the Red Raiders faced Ole Miss in the bowl's final game at historic Fair Park. It remains the highest-attended contest in the bowl's history even with the move to AT&T Stadium in Arlington, which can reach over 100,000 fans in capacity.
- Additionally, Texas Tech helped set the Texas Bowl attendance record in 2015 when the Red Raiders faced LSU in NRG Stadium. The bowl drew 71,307 fans that night to see a pair of future NFL standouts in Texas Tech's **Patrick Mahomes II** and **Jakeem Grant**.
- At home, Texas Tech has sold out of season tickets for its baseball program over eight-consecutive seasons now and will likely be looking at another sellout in 2023 after the Red Raiders advanced to the NCAA Regional round this past June.
- Texas Tech has now sold out of season tickets for four-consecutive men's basketball seasons, giving the Red Raiders the premier homecourt advantage in college basketball at 15,000-seat United Supermarkets Arena. The Red Raiders averaged 13,973 fans during the 2020-21 season, which ranked second in the Big 12 and in the top 15 nationally.
- On social media, Texas Tech student-athletes earned the highest engagement rate on their posts among peer power-five institutions over the past athletic year. Texas Tech's social media accounts accumulated over 35 million combined video views during the 2020-21 year alone.
- Texas Tech's brand has the ability to reach the nation through its creative social media usage. Texas Tech currently boasts the sixth-highest TikTok following by athletics accounts in the nation.
- Texas Tech is annually one of the top-performing schools among the Collegiate Licensing Company's (CLC) partner institutions, ranking in the top-25 nationally in royalties generated this past year.

### A PREMIER RESEARCH INSTITUTION

- Texas Tech University is the flagship institution, with a Moody Aa1 rating, of the five-member Texas Tech University System.
- Texas Tech is one of 16 universities designated as a Carnegie Very High Research Activity Institution and a Hispanic Serving Institution.
- Texas Tech has been named Higher Education Excellence in Diversity award winner in each of the last nine years. The university currently boasts 42 percent of its students identifying as racial-ethnic minorities.
- Texas Tech is a five-star Campus Pride Institution, one of two in Texas, and No. 25 on the Campus Pride Index.
- Texas Tech has awarded over \$170 million in scholarships recently with over 50 percent of students receiving scholarship support.
- Texas Tech boasted more than \$192 million in research expenditures in 2020 alone.

## RED RAIDERS IN THE NFL



### SPORTS LARGEST CONTRACT

- There isn't a bigger star in the NFL currently than Texas Tech's own **Patrick Mahomes II**. The one-time Red Raider gunslinger has transformed the NFL in only five professional seasons, claiming NFL MVP honors in 2018 before leading the Kansas City Chiefs to back-to-back Super Bowl appearances, including a win in 2020.
- With his Super Bowl win over the San Francisco 49ers, Mahomes became the youngest player in history to be named NFL MVP and also win a Super Bowl. Mahomes, who at only 24 years of age, was tabbed Super Bowl MVP after leading the Chiefs to their second Super Bowl title in history and their first since 1970.
- In July 2020, Mahomes signed the richest contract in NFL history as he and the Chiefs agreed on a 10-year extension worth up to \$503 million. It marked the second time in school history where a Red Raider has signed the richest NFL contract as Ring of Honor member **Donny Anderson** previously did so with the Green Bay Packers upon being drafted in 1965.
- Dating back to his time as a Red Raider, the 2016 Sammy Baugh Trophy winner is the only quarterback in history to throw for 5,000 yards at both the collegiate and NFL levels.
- Mahomes was announced as the eighth member of the prestigious Ring of Honor in August as he will return to Lubbock the weekend of the Baylor game for his induction. Mahomes will also be enshrined that weekend into the Texas Tech Hall of Fame.

### NEWS & NOTES ON RED RAIDERS IN NFL

- Red Raider great **Danny Amendola** retired this offseason after 13 NFL seasons where he played in two Super Bowls as a member of the New England Patriots. Amendola caught 617 passes for 6,212 yards and 24 touchdowns during his illustrious NFL career.
- **Jordyn Brooks**, a first-round draft pick in 2020, set the Seattle Seahawks team record a year ago after totaling 184 tackles over his 17 starts. It was only the second full NFL season for Brooks, who had 57 total tackles as a rookie in 2020.
- Former Red Raider gunslinger and head coach **Kliff Kingsbury** enters his fourth season leading the Arizona Cardinals. Kingsbury guided the Cardinals to the playoffs a year ago with 11 wins, Arizona's most of his tenure.

### RED RAIDERS ON NFL ROSTERS

NAME (YEARS AT TECH)	NFL TEAM
Dakota Allen, LB (2015, 2017-18)	Cleveland Browns
Jack Anderson, OL (2017-20)	New York Giants
# Cameron Batson, WR (2014-17)	Atlanta Falcons
Jordyn Brooks, LB (2016-19)	Seattle Seahawks
Le'Raven Clark, OL (2012-15)	Tennessee Titans
Keke Coutee, WR (2015-17)	Indianapolis Colts
Cody Davis, DB (2009-12)	New England Patriots
* Dawson Deaton, OL (2018-21)	Cleveland Browns
Sam Eguavoen, LB (2011-14)	Miami Dolphins
Erik Ezukanma, WR (2019-21)	Miami Dolphins
* DaMarcus Fields, DB (2016-21)	Washington Commanders
# Kylon Geiger, WR (2021)	Tampa Bay Buccaneers
* Jakeem Grant, WR (2012-15)	Cleveland Browns
Kerry Hyder, DL (2009-13)	San Francisco 49ers
Patrick Mahomes II, QB (2014-16)	Kansas City Chiefs
Zech McPhearson, DB (2019-20)	Philadelphia Eagles
Terence Steele, OL (2016-19)	Dallas Cowboys
Broderick Washington Jr., DL (2016-19)	Baltimore Ravens
# Davis Webb, QB (2013-15)	New York Giants
* Antoine Wesley, WR (2016-18)	Arizona Cardinals

Key: \* Injured Reserve, # Practice Squad



## QUICK FACTS

## TEXAS TECH UNIVERSITY

Founded	1923
Enrollment	40,322
Nickname	Red Raiders
Chancellor	Dr. Tedd Mitchell
President	Dr. Lawrence Schovanec
Director of Athletics	Kirby Hocutt
Official Mascot	Masked Rider (horse and rider)
Unofficial Mascot	Raider Red (cartoon figure)

## TEAM HISTORY

First Season	1925
All-Time Record/Seasons	585-475-32/98th
All-Time Conference Record	281-261-10
Conference Championships	11
Bowl Appearances/Record	39 (15-23-1)

## STADIUM INFORMATION

Name	Jones AT&T Stadium
Capacity	60,454
Stadium Luxury Suites	85
Stadium Club Seats	1,644
Stadium Surface	FieldTurf (installed 2017)
Band	Goin' Band from Raiderland (400 members)


## TEAM INFORMATION

2021 Overall Record	7-6
Big 12 Record (Finish)	3-6 (T-7th)
Home Record	3-3
Road Record	2-3
Neutral	2-0
Lettermen Returning/Lost	50/28
Starters Returning/Lost (Offense)	4/7
Starters Returning/Lost (Defense)	6/5
Newcomers	48

## SUPPORT STAFF

Head Strength Coach	Lance Barilow (First Season)
Associate Strength Coach	Aaron Hall (First Season)
Assistant Strength Coach	Brandon Lee (Second Season)
Assistant Strength Coach	Brandyn Musgrave (First Season)
Assistant Strength Coach	Beef Watson (First Season)
Associate A.D./FB Admin.	Antonio Huffman (Fourth Season)
Director of FB Operations	Quintin Jordan (First Season)
Director of Player Personnel	James Blanchard (First Season)
Director of Scouting	Brian Nance (First Season)
Director of Player Development	Dave Martin (First Season)
Asst. Dir. Player Development	Sammy Morris (First Season)
Asst. Dir. of Ops & Recruiting	Harrison Hanna (First Season)
Dir. of Recruiting Operations	Kate Shealy (Second Season)
Dir. of On-Campus Recruiting	Preslee Quisenberry (First Season)
Recruiting & Personnel Asst.	Sean Kenney (First Season)
Senior Offensive Analyst	Kirk Bryant (First Season)
Special Teams Analyst	Tyler Schovanec (First Season)
Defensive Quality Control	Ryan Conry (First Season)
Defensive Quality Control	James Lockhart (First Season)
Offensive Quality Control	Diego Ortiz (Sixth Season)
Offensive G.A.	Lou Bunning (First Season)
Offensive G.A.	Trent Vasey (First Season)
Defensive G.A.	Kirby Ennis (Third Season)
Defensive G.A.	Jah'Shawn Johnson (First Season)
Football Dietitian	Hannah Petersen (First Season)
Head Athletic Trainer	Drew Krueger
Assoc. Athletic Trainer	Michael Ramirez
Asst. Athletic Trainer	Katherine Carden
Asst. Athletic Trainer	Steven Lapso
Director of FB Video	Chris Velasquez
Video Coordinator	Eric Gerald
Asst. A.D./Equipment	Zane Perry
Head Equipment Manager	Cayman Ancell
Asst. Equipment Manager	Roger Lira

## TEXAS TECH COACHING STAFF



## ZACH KITTLE

Offensive Coordinator/Quarterbacks  
1st Season at Tech  
Game Day Location: Sideline

**Career Breakdown:** Kittley, the architect behind one of the nation's top offenses the past two years at both Houston Baptist (2018-20) at Western Kentucky (2021), returned to his alma mater for his second stint on the coaching staff (2013-17). Kittley has worked with a pair of NFL quarterbacks during his short coaching career, first with Patrick Mahomes II at Texas Tech and then Bailey Zappe at both Houston Baptist and Western Kentucky.



## KENNY PERRY

Associate Head Coach/Special Team Coordinator/Running Backs  
1st Season at Tech  
Game Day Location: Sideline


**Career Breakdown:** Perry, a legendary high school head coach, himself, in the Dallas-Fort Worth metroplex, joined the Red Raider staff after two seasons at SMU. Perry, who has also been on staff at both Kansas and TCU, spent 14 years as a high school head coach, finishing 67-22 over his final seven seasons at Arlington Bowie alone. He is a former member of the THSCA Board of Directors.



## JOSH BOOKBINDER

Inside Linebackers  
1st Season at Tech  
Game Day Location: Pressbox

**Career Breakdown:** Bookbinder reunites with McGuire after the two previously served on the defensive staff at Baylor (2019-21). Bookbinder was a defensive quality control assistant during that span for a Baylor program that recorded a pair of 10-win seasons and appeared in two Big 12 Championship games, winning the conference crown in 2021. He is the grandson of legendary Baylor head coach Grant Teaff.



## ZARNELL FITCH

Defensive Line  
1st Season at Tech  
Game Day Location: Sideline

**Career Breakdown:** Fitch, another one-time Texas High School Coaches Association member to join McGuire's charter staff, had previously served in a similar role at TCU. Fitch oversaw the TCU defensive line each of the past six years after beginning his tenure as the Director of High School Relations in 2014. Fitch mentored 11 Horned Frogs who earned All-Big 12 honors during his tenure, a list that featured four first-team selections.



## EMMETT JONES

Passing Game Coordinator/Receivers  
1st Season at Tech  
Game Day Location: Sideline

**Career Breakdown:** Jones, a highly-respected figure from his time as the head coach at South Oak Cliff High School (Dallas), was previously the outside receivers coach for the Red Raiders from 2016-18 after originally joining then head coach Kliff Kingsbury's staff as Director of Player Development. Prior to his return to Lubbock, Jones spent three seasons at Kansas where he oversaw the wide receiver room in 2019 before being promoted to passing game coordinator for the 2020 and 2021 campaigns.



## TIM DERUYTER

Defensive Coordinator  
1st Season at Tech  
Game Day Location: Sideline


**Career Breakdown:** DeRuyter arrived in Lubbock having served as a defensive coordinator or a head coach in each of the past 20 seasons. He has been the defensive coordinator at the likes of Ohio (1995-98, 2002-04), Navy (1999-00), Air Force (2007-09), Texas A&M (2010-11), Cal (2017-20) and Oregon (2021) over his career as well as a head coach following five seasons leading Fresno State where he led the Bulldogs to consecutive MWC titles.



## C.J. AH YOU

Outside Linebackers  
1st Season at Tech  
Game Day Location: Sideline


**Career Breakdown:** Ah You's hiring marks his return to the Big 12 where he previously starred at Oklahoma (2005-06) before enjoying a six-year NFL career with the St. Louis Rams. He returned to his alma mater as a defensive quality control assistant for the Sooners during the 2014-15 seasons. He has also served as the defensive line coach at Vanderbilt from 2016-18 and as a quality control coach at USC last season.



## JOSH COCHRAN

Tight Ends  
1st Season at Tech  
Game Day Location: Pressbox

**Career Breakdown:** Cochran shifts over to coach the tight ends after spending the previous two seasons as the co-offensive coordinator and offensive line coach at Austin Peay. Austin Peay was Cochran's first full-time coaching role at the FBS or FCS levels after previously serving in various roles at both North Carolina (2020) and Baylor (2017-19). Back in July, Cochran was named to Dave Campbell's Texas Football "40 under 40" coaches list.



## STEPHEN HAMBY

Offensive Line  
1st Season at Tech  
Game Day Location: Sideline

**Career Breakdown:** Hamby heads back to West Texas following one season at Western Kentucky where he, along with new offensive coordinator Zach Kittley, helped build one of the top offenses in the country. Hamby a Texas Tech alum, starred on the offensive line as a Red Raider where he helped lead Tech to four-consecutive bowl appearances, including two trips to the Cotton Bowl. He served as a Graduate Assistant for Tech from 2013-15.



## MARCEL YATES

Passing Game Coordinator/Secondary  
1st Season at Tech  
Game Day Location: Sideline

**Career Breakdown:** Yates, a former defensive coordinator at both Boise State and Arizona, arrives in Lubbock from Oregon where he was the secondary and passing game coordinator during the 2021 season. Oregon closed the season ranked fifth in the FBS for total interceptions (17) and 26th nationally with 22 takeaways following an appearance in the Valero Alamo Bowl. He has worked alongside defensive coordinator Tim DeRuyter each of the past two seasons at both Cal and Oregon.

UNIFORM WATCH (Since 2009)

Over the past decade, Texas Tech has been among the most innovative teams in the country related to team uniforms. The Red Raiders have multiple uniform combinations in their wardrobe and often do not use the same combination twice in a season. Here's a look at Texas Tech's record in various uniform combinations:

Helmet-Jersey-Pants	Record
Black-Black-Black	14-12
Black-White-Black	13-11
Black-Red-Black	13-3
White-White-White	11-7
Black-Red-White	4-0
Black-Black-White	4-4
Black-Red-Red	5-1
Black-White-White	1-4
Black-Gray-Black	1-0
Black-Black-Gray	1-0
Gray-Gray-Gray	1-0
Black-Black-Red	0-1
Black-White-Red	0-4
White-White-Red	0-2
White-White-Black	1-0
White-Black-White	2-2
White-Red-White	1-0
White-Red-Red	1-1

Gray-White-Gray	1-3
Red-Red-White	1-0
Red-White-White	1-1
Red-White-Red	1-3
Red-Red-Red	1-2
Red-White-Black	1-3
Red-Red-Black	0-1
Red-Black-White	0-1
Red-Black-Black	1-0
Black-White-Gray	0-1
Wounded Warrior (2010)	1-0
Wounded Warrior (2011)	0-1
Lone Star Pride (2012)	0-1
Lone Survivor (2013)	0-1
Lone Star Pride (2013)	0-1
Throwbacks - Black (2014)	0-1
White Ombre' (2014)	0-1
Lone Star Pride (2014)	0-1
Black Ombre' (2014)	0-1
Throwbacks - White (2015)	2-0
Throwbacks - Red (2017)	1-2
Throwbacks - White (2018-19)	1-1
Throwbacks - Black-Red-White (2020)	0-1
Throwbacks - Black-Black-Gray (2021)	0-1
Throwbacks - Black-White-Black (2022)	0-1
Throwbacks - Black-Black-Black (2022)	0-1
Throwbacks - Black-White-Red (2022)	0-1

2022 UNI TRACKER	
Murray State	Black-Red-Black
Houston	White-Black-White
NC State	Red-White-Red
Texas	Black-Red-Red
K-State	White-White-White
Oklahoma St.	Throwbacks: Black-White-Black

West Virginia	Black-Red-Black
Baylor	Throwbacks: Black-Black-Black
TCU	Throwbacks: Black-White-Red
Kansas	Red-Black-Black
Iowa State	White-White-Black
Oklahoma	



NATIONAL RANKINGS

ASSOCIATED PRESS (Week 13)

Team	Record	Points
1. Georgia (62)	11-0	1574
2. Ohio State (1)	11-0	1507
3. Michigan	11-0	1446
4. TCU	11-0	1395
5. USC	10-1	1293
6. LSU	9-2	1241
7. Clemson	10-1	1152
8. Alabama	9-2	1131
9. Tennessee	9-2	1058
10. Oregon	9-2	1009
11. Penn State	9-2	994
12. Washington	9-2	879
13. Notre Dame	8-3	710
14. Utah	8-3	709
15. Kansas State	8-3	697
16. Florida State	8-3	579
17. UCLA	8-3	562
18. North Carolina	9-2	464
19. Tulane	9-2	441
20. Ole Miss	8-3	395
21. Cincinnati	9-2	353
22. Oregon State	8-3	271
23. Coastal Carolina	9-1	186
24. Texas	7-4	128
25. UCF	8-3	87

RECEIVING VOTES: UTSA 85, South Carolina 44, Troy 34, Boise State 16, Illinois 12, Iowa 5, Louisville 5, South Alabama 3, Mississippi State 3, Oklahoma State 2, Arkansas 2, Purdue 2, Fresno State 1

USAT/AFCA COACHES POLL (Week 13)

Team	Record	Points
1. Georgia (59)	11-0	1546
2. Ohio State (1)	11-0	1484
3. Michigan (2)	11-0	1420
4. TCU	11-0	1372
5. USC	10-1	1277
6. LSU	9-2	1229
7. Alabama	9-2	1147
8. Clemson	10-1	1142
9. Oregon	9-2	1004
10. Penn State	9-2	990
11. Tennessee	9-2	950
12. Washington	9-2	855
13. Kansas State	8-3	761
14. Utah	8-3	703
15. Notre Dame	8-3	657
16. Florida State	8-3	562
17. North Carolina	9-2	496
18. UCLA	8-3	483
19. Ole Miss	8-3	429
20. Tulane	9-2	386
21. Cincinnati	9-2	376
22. Oregon State	8-3	257
23. Coastal Carolina	9-1	222
24. Texas	7-4	112
25. UTSA	9-2	70

RECEIVING VOTES: UCF 41, Troy 39, South Carolina 38, Pittsburgh 17, Wake Forest 16, Iowa 15, Louisville 9, Boise State 9, Illinois 8, South Alabama 8, Air Force 6, Purdue 5, Liberty 3, Washington State 3, Georgia Tech 2, Mississippi State 1

COLLEGE FOOTBALL PLAYOFF (Nov. 15)

Team	Record
1. Georgia	10-0
2. Ohio State	10-0
3. Michigan	10-0
4. TCU	10-0
5. Tennessee	9-1
6. LSU	8-2
7. USC	9-1
8. Alabama	8-2
9. Clemson	9-1
10. Utah	8-2
11. Penn State	8-2
12. Oregon	8-2
13. North Carolina	9-1
14. Ole Miss	8-2
15. Kansas State	7-3
16. UCLA	8-2
17. Washington	8-2
18. Notre Dame	7-3
19. Florida State	7-3
20. UCF	8-2
21. Tulane	8-2
22. Oklahoma State	7-3
23. Oregon State	7-3
24. NC State	7-3
25. Cincinnati	8-2

TECH IN THE NATIONAL RANKINGS

WEEK	AP	COACHES	CFP
Preseason	NR	NR	--
Week 2	NR	RV	--
Week 3	RV	RV	--
Week 4	NR	NR	--
Week 5	RV	RV	--
Week 6	NR	NR	--
Week 7	NR	NR	--
Week 8	NR	NR	--
Week 9	NR	NR	--
Week 10	NR	NR	NR
Week 11	NR	NR	NR
Week 12	NR	NR	NR
Week 13	NR	NR	--
Week 14	--	--	--
Week 15			
Week 16			

THE LAST TIME TEXAS TECH WAS...

Ranked in AP Poll	Sept. 23, 2018 (No. 25)
Ranked in Coaches' Poll	Nov. 3, 2013 (No. 23)
RV in the AP Poll	Sept. 25, 2022 (RV)
RV in Coaches' Poll	Sept. 25, 2022 (RV)

MISCELLANEOUS RECORDS:

Highest Ranking (AP):	No. 2 (Nov. 2-16, 2008)
Highest Ranking (Coaches):	No. 2 (Nov. 9-16, 2008)
Highest Final Ranking (AP):	No. 11 (1938, 1973)
Highest Final Ranking (Coaches):	No. 11 (1973)
Consecutive Weeks Ranked (AP):	20 (2004-06)
Consecutive Weeks Ranked (Coaches):	25 (2004-06)

INDIVIDUAL GAME HIGHS

PASSING

Name	Completions		Attempts		Yards		Career 300-Yard Passing Games
	2022	Career	2022	Career	2022	Career	
#2 Behren Morton	39 (at Oklahoma St.)	same	62 (at Oklahoma St.)	same	379 (at Oklahoma St.)	same	2
#7 Donovan Smith	38 (vs. Texas)	same	58 (vs. Houston)	same	359 (at K-State)	same	4
#12 Tyler Shough	20 (vs. Kansas)	26 ('21 vs. FIU)	33 (vs. Kansas)	35 ('21 vs. FIU)	246 (vs. Kansas)	399 ('21 vs. FIU)	3 (2/1)*
Name	Longest Pass		TDs		INTs		
	2022	Career	2022	Career	2022	Career	
#2 Behren Morton	55 (vs. West Virginia)	same	2 (2x, last vs WVU)	same	3 (vs. Baylor)	same	
#7 Donovan Smith	58 (at K-State)	75 ('21 at Baylor)	4 (vs. Murray St.)	same	3 (vs. Houston)	same	
#12 Tyler Shough	47 (vs. Kansas)	75 ('21 vs. SFA)	1 (4x, last at Iowa State)	4 (2x, last '21 vs. FIU)	1 (2x, last at TCU)	2 (2x, last '21 vs. SFA)	

RUSHING

Name	Attempts		Yards		TDs		Longest Career	100-Yd
	2022	Career	2022	Career	2022	Career	Run	Games
#0 Cam'Ron Valdez	11 (vs. Kansas)	same	71 (at TCU)	same	--	--	38 ('22 at TCU)	0
#4 SaRodorick Thompson	20 (at Oklahoma St.)	28 ('19 at Baylor)	87 (at Oklahoma St.)	153 ('19 at Baylor)	1 (3x, last vs. Kansas)	3 ('21 vs. TCU)	75 ('20 at Texas)	5
#14 Xavier White	1 (at Iowa State)	14 ('20 at Kansas)	5 (at Iowa State)	135 ('20 at Kansas)	--	1 (5x, last '21 at OU)	70 ('20 at Okla. St)	2
#22 Bryson Donnell	8 (2x, last vs WVU)	same	49 (vs. West Virginia)	same	--	--	38 ('22 vs. West Virginia)	0
#28 Tahj Brooks	17 (2x, last vs WVU)	same	107 (vs. West Virginia)	134 ('21 vs. Houston)	3 (vs. Murray St.)	same	67 ('21 vs. SFA)	4
Quarterbacks								
#2 Behren Morton	17 (at Oklahoma St.)	same	53 (at Oklahoma St.)	same	1 (2x, last vs. Baylor)	same	17 ('21 vs. Okla. St)	0
#7 Donovan Smith	21 (vs. Houston)	same	42 (vs. Texas)	50 ('21 vs. Iowa State)	1 (6x, last at Iowa State)	1 (9x, last '22 at Iowa State)	27 ('22 vs. Houston)	0
#12 Tyler Shough	14 (at Iowa State)	same	76 (vs. Kansas)	85 ('20 Stanford)*	1 (2x, last vs. Kansas)	1 (5x, '22 last vs. Kansas)	33 ('20 at Wash. St)*	0

RECEIVING

Name	Receptions		Yards		TDs		Longest Career	100-Yd
	2022	Career	2022	Career	2022	Career	Reception	Games
#1 Myles Price	13 (vs. Texas)	same	98 (vs. Texas)	175 ('21 vs. Iowa State)	1 (2x, last at NC State)	1 (5x, last '22 at NC State)	54 ('22 vs. Houston)	1
#6 J.J. Sparkman	4 (vs. Texas)	same	46 (at TCU)	same	1 (at TCU)	1 (3x, last '22 at TCU)	33 ('22 at TCU)	0
#9 Jerand Bradley	8 (at Oklahoma St.)	same	119 (at Oklahoma St.)	same	2 (vs. Murray St.)	same	52 ('21 vs. Miss. St)	2
#10 Trey Cleveland	9 (at Oklahoma St.)	same	100 (at Oklahoma St.)	same	--	1 (2x, last '21 vs. FIU)	58 ('22 at K-State)	1
#13 Brady Boyd	3 (at Oklahoma St.)	same	34 (at Oklahoma St.)	same	1 (vs. West Virginia)	same	18 ('22 at K-State)	0
#14 Xavier White	9 (at K-State)	same	139 (vs. West Virginia)	same	1 (3x, last vs. West Virginia)	1 (5x, last '22 vs. West Virginia)	55 ('22 vs. West Virginia)	4
#19 Loic Fouonji	5 (vs. Kansas)	same	110 (vs. Murray St.)	same	2 (vs. Murray St.)	same	69 ('21 at Texas)	1
#20 Nehemiah Martinez	6 (vs. West Virginia)	same	76 (vs. Houston)	same	1 (2x, last at K-State)	same	43 ('22 vs. Houston)	0
#43 Henry Teeter	1 (5x, last at Iowa St.)	1 (7x, last '22 at Iowa St.)	23 (2x, last vs WVU)	same	1 (vs. Baylor)	same	23 (2x, last '22 vs WVU)	0
#80 Mason Sharp	3 (2x, last vs WVU)	3 (5x, last '22 vs. WVU)	35 (vs. West Virginia)	61 ('21 vs. FIU)	1 (2x, last vs. Kansas)	1 (3x, last '22 vs. Kansas)	25 (3x last '21 vs. OSU)	0
#88 Baylor Cupp	4 (vs. Texas)	same	65 (vs. Texas)	same	1 (2x, last at Iowa State)	same	24 ('22 vs. Texas)	0
Running Backs								
#4 SaRodorick Thompson	4 (vs. Houston)	7 ('19 vs. Kansas St.)	30 (vs. Murray St.)	79 ('21 vs. TCU)	1 (vs. Murray St.)	same	75 ('21 vs. TCU)	0
#28 Tahj Brooks	5 (2x, last at NC State)	same	44 (at NC State)	same	1 (vs. Texas)	same	18 ('21 vs. Iowa St)	0

DEFENSE

Name	Tackles		Sacks		TFLs		INT	FF
	2022	Career	2022	Career	2022	Career		
#0 Rayshad Williams	4 (2x, last vs. Kansas)	7 ('21 vs. Oklahoma St.)	--	--	1.0 (vs. Murray St.)	1.0 (2x, last '22 vs. Murray St.)	1 ('22 vs WVU)	--
#1 Krishon Merriweather	17 (at Oklahoma St.)	same	1.0 (at Oklahoma St.)	1.5 ('20 vs. Kansas)	1.0 (3x, last at TCU)	2.0 ('20 vs. Kansas)	--	1 (2x)
#2 Reggie Pearson Jr.	6 (at Iowa State)	11 ('21 at Baylor)	--	--	--	2.0 ('19 at ILL)*	1 (3x)	1 ('21 vs UH)
#3 Kobe'e Minor	6 (at Iowa State)	same	--	--	--	--	--	--
#5 Myles Cole	3 (vs. Murray St.)	4 (4x, last '21 at LSU)*	--	1.0 ('20 vs. ULL)*	0.5 (vs. Murray St.)	1.0 (2x, last '20 vs ULL)*	--	--
#6 Kosi Eldridge	12 (vs. Baylor)	same	1.0 (vs. Houston)	1.0 (2x, last '22 vs Houston)	1.0 (3x, last at Iowa St)	1.0 (4x, last '22 at Iowa State)	1 ('22 vs Kansas)	1 ('21 vs Miss St)
#7 Adrian Frye	7 (at Iowa State)	7 (2x, last '22 at Iowa St.)	--	1.0 ('18 Kansas)	1.0 (at Iowa State)	1.0 (3x, last '22 at Iowa State)	2 ('18 vs. Lamar)	1 ('19 at Baylor)
#8 Jesiah Pierre	7 (vs. Kansas)	same	2.0 (vs. Kansas)	same	2.5 (at TCU)	same	--	1 ('22 vs Kansas)
#9 Marquis Waters	8 (at TCU)	13 ('19 Wake Forest)*	--	1.0 ('20 Virginia Tech)*	3.0 (vs. West Virginia)	same	1 (4x)*	--
#11 Dimitri Moore	3 (2x, last vs WVU)	13 ('19 vs. Kentucky)*	1.0 (vs. Houston)	1.0 (2x, last '22 vs Houston)*	1.0 (vs. Houston)	2.0 ('19 vs. Northern ILL)*	--	--
#13 Jacob Rodriguez	5 (vs. Baylor)	same	--	--	1.0 (vs. Murray St.)	same	--	1 ('22 vs WVU)
#19 Tyree Wilson	11 (at NC State)	same	2.0 (2x, last at K-State)	2.0 (4x, last '22 at K-State)	3.5 (at NC State)	same	--	1 ('22 at K-State)
#24 Malik Dunlap	6 (vs. Baylor)	6 (2x, last '22 vs Baylor)*	--	1.0 ('20 Virginia)*	--	1.0 (2x)*	1 ('22 vs WVU)	--
#25 D. Taylor-Demerson	9 (at TCU)	same	1.0 (at TCU)	same	2.0 (vs. Kansas)	same	1 (4x)	1 (2x)
#32 Tyrique Matthews	5 (at NC State)	same	--	--	1.5 (vs. Murray St.)	same	--	1 ('22 vs K-State)
#43 Joseph Adedire	3 (2x, last vs. Kansas)	same	--	--	1.0 (at Oklahoma St.)	same	--	--
#95 Jaylon Hutchings	6 (at Iowa State)	7 (2x, last '21 at Baylor)	1.0 (at TCU)	1.0 (6x, last at TCU)	1.0 (3x, last at TCU)	2.0 ('21 vs. SFA)	--	1 ('19 Okla St)
#96 Philip Blidi	4 (2x, last at NC State)	6 ('21 vs. Oklahoma St.)	2.0 (vs. Murray St.)	same	3.0 (vs. Murray St.)	same	--	--
#97 Tony Bradford Jr.	5 (vs. Baylor)	8 ('20 at Iowa State)	1.0 (4x, last at Iowa St.)	1.0 (8x, last '22 at Iowa St.)	3.0 (vs. Baylor)	same	--	--

\* - indicates stats that include numbers accumulated at previous FBS institution



GAME 12 DEPTH CHART

OFFENSE

LT	76	Caleb Rogers	6-5	305	Jr.-2L	
	77	Ethan Carde	6-8	320	Sr.-2L	
LG	70	Weston Wright	6-6	320	Sr.-3L	
	50	Michael Shanahan	6-5	320	Jr.-TR	
C	56	Dennis Wilburn	6-3	320	Sr.-TR	
	65	Sheridan Wilson	6-5	285	Fr.-HS	
RG	75	Jacoby Jackson	6-6	335	Fr.-RS	
	73	Cade Briggs	6-3	300	Sr.-TR	
RT	71	Monroe Mills	6-6	315	So.-TR	
	66	Matt Keeler	6-6	305	So.-SQ	
	79	Ty Buchanan	6-6	295	Fr.-TR	
QB	12	Tyler Shough	6-5	230	Sr.-1L	
	-or-	7	Donovan Smith	6-5	230	So.-1L
	-or-	2	Behren Morton	6-2	210	Fr.-RS
RB	4	SaRodorick Thompson	6-0	220	Sr.-3L	
	-or-	28	Tahj Brooks	5-10	230	Jr.-2L
		0	Cam'Ron Valdez	5-9	205	Fr.-RS
TE	43	Henry Teeter	6-4	245	Sr.-1L	
	-or-	80	Mason Tharp	6-9	260	So.-1L
	-or-	88	Baylor Cupp	6-6	250	Jr.-TR
X	9	Jerand Bradley	6-5	215	Fr.-RS	
	6	J.J. Sparkman	6-4	220	So.-1L	
Y	1	Myles Price	5-10	180	Jr.-2L	
	20	Nehemiah Martinez I	5-9	205	So.-1L	
H	14	Xavier White	6-0	190	Sr.-2L	
	-or-	13	Brady Boyd	6-1	195	So.-TR
		5	Chadarius Townsend	6-0	205	Sr.-2L
Z	19	Loic Fouonji	6-4	220	So.-1L	
	-or-	10	Trey Cleveland III	6-4	190	Jr.-2L

DEFENSE

NT	95	Jaylon Hutchings	6-0	310	Sr.-3L
	42	Vidal Scott Jr.	6-1	285	Sr.-TR
	98	E'Maurion Banks	6-5	305	Fr.-RS
DT	97	Tony Bradford Jr.	6-1	300	Sr.-3L
	96	Philip Blidi	6-3	295	Jr.-2L
EDGE	5	Myles Cole	6-6	285	Sr.-TR
	43	Joseph Adedire	6-3	270	Fr.-HS
WILL	6	Kosi Eldridge	6-0	230	Sr.-3L
	13	Jacob Rodriguez	6-1	235	So.-TR
MIKE	1	Krishon Merriweather	6-0	235	Sr.-2L
	32	Tyrique Matthews	5-11	235	Sr.-3L
OLB	8	Jesiah Pierre	6-2	245	Jr.-1L
	11	Dimitri Moore	6-3	235	Sr.-TR
STAR	9	Marquis Waters	6-1	215	Sr.-1L
	16	Keyon Blankenbaker	5-10	185	Sr.-TR
CB	0	Rayshad Williams	6-3	195	Sr.-1L
	3	Kobee Minor	6-0	185	So.-1L
S	25	Dadrion Taylor-Demerson	5-11	195	Sr.-3L
	31	Joseph Plunk	5-10	180	So.-SQ
S	2	Reggie Pearson Jr.	5-11	200	Sr.-1L
	18	Tyler Owens	6-2	200	Sr.-TR
CB -or-	24	Malik Dunlap	6-3	215	Sr.-1L
	7	Adrian Frye	6-0	205	Sr.-4L

SPECIAL TEAMS

P	31	Austin McNamara	6-4	195	Sr.-3L
	37	Brook Honore'	6-0	185	Fr.-HS
K	36	Trey Wolff	6-4	210	Sr.-3L
	99	Gino Garcia	6-2	200	Jr.-TR
LS	30	Jackson Knotts	5-11	185	So.-1L
	61	Jacob Mauch	6-3	220	Jr.-SQ
KO	36	Trey Wolff	6-4	210	Sr.-3L
	99	Gino Garcia	6-2	200	Jr.-TR
H	31	Austin McNamara	6-4	195	Sr.-3L
	2	Behren Morton	6-2	210	Fr.-RS
KR	86	Jordan Brown	5-11	185	So.-TR
	14	Xavier White	6-0	190	Sr.-2L
	1	Myles Price	5-10	180	Jr.-2L
	20	Nehemiah Martinez I	5-9	205	So.-1L
PR	1	Myles Price	5-10	180	Jr.-2L
	-or- 7	Adrian Frye	6-0	205	Sr.-4L
	-or- 82	Drew Hocutt	6-0	185	So.-TR
	-or- 14	Xavier White	6-0	190	Sr.-2L

PRONUNCIATION GUIDE

Joseph Adedire	A-day-dee-ray
E'Maurion Banks	e-mar-ee-un
Keyon Blankenbaker	Key-on / Blank-N-baker
Philip Blidi	Blee-dee
Jerand Bradley	Jer-un
Tahj Brooks	Taj
Ethan Carde	Card
Bryson Donnell	Don-L
Coy Eakin	E-Kin
Kosi Eldridge	Co-sigh
Loic Fouonji	Low-ick / Fun-G

Adrian Frye	Fry
James Grando	Gron-do
Brooke Honore'	Hono-Ray
Maurion Horn	Mare-E-on
Ty Kana	Can-uh
Syncere Massey	Sincere / Mass-E
Trevon McAlpine	Trey-von
Gabe Oladipo	Ol-lah-dee-po
Jesiah Pierre	Jah-sigh-ah
Vidal Scott Jr.	Va-Dell
Tyler Shough	Shuck

Dadrion Taylor-Demerson	Day-dree-un
SaRodorick Thompson	Sah-rod-rick
Chadarius Townsend	Cha-dar-ee-us

## OFFENSIVE DEPTH CHART: NOTES

## LEFT TACKLE

**76 CALEB ROGERS**  
Jr. | 6-5 | 305

• One of two returning starters on the offensive line; shifts from being a 13-game starter at right tackle in 2021 to the left side. Although, he did make three starts at LT to close the 2020 season, which attributes to his 27-game starts streak. Once recruited by McGuire to attend Baylor.

**77 ETHAN CARDE**  
Sr. | 6-8 | 320

• Started nine games for Tech. First eight starts came at left tackle, including seven-straight to start 2020 season. Saw first action at guard in Tech's win at West Virginia last season. Spent one season at Coffeyville CC (Kan.), just like teammate Matt Keeler.

## LEFT GUARD

**70 WESTON WRIGHT**  
Sr. | 6-6 | 320

• Started 40 of last 41 games. Streak of 33 consecutive starts snapped after missing NC State game due to injury suffered versus Houston. Most experienced player on the offensive side of the ball (41 starts/8-RG in '19, 33-LG from 2020-pres.); one of two returning starters on the offensive line.

**50 MICHAEL SHANAHAN**  
Jr. | 6-5 | 320

• Spent prev. 4 seasons at Tennessee-Martin. Came to Tech w/ 2 years of eligibility. Started 20 games for UT-Martin, earning All-Ohio Valley. Mother is Tongan; Father is Irish. From Orlando, family now in Austin; younger brother is a 4-star Texas A&M commit (class of '23, Austin-Westlake).

## CENTER

**56 DENNIS WILBURN**  
Sr. | 6-3 | 320

• From two seasons at Texas A&M-Kingsville and the next two seasons at Hutchinson CC (Kan.), earned Texas Tech's starting center spot. Came to Texas Tech as a walk-on and earned a starting spot after a strong spring. Made all 11 starts in 2022. Was a JuCo All-American and national champion.

**65 SHERIDAN WILSON**  
Fr. | 6-5 | 285

• Comes from a strong lineage of football players. His father Jon Wilson four-year starter for Auburn from 1988-92 and his older brother, Preston Wilson, is currently a senior at Oklahoma State is its starting center. Won Class 4A Division I state title junior season with Tech teammate Jack Tucker.

## RIGHT GUARD

**75 JACOBY JACKSON**  
R-Fr. | 6-6 | 335

• 1st career start at NC St. (at LG) before 3-straight at RG since Landon Peterson was ruled out for the season. Was most used lineman not in regular starting lineup prior to new role. Regularly appeared at RG as a sub, deployed as early as 1Q. Both father, Cedric, and uncle, Byron, played in the NFL.

**73 CADE BRIGGS**  
Sr. | 6-3 | 300

• A transfer from New Mexico that joined Tech in the spring '22. Did not participate in spring ball due to injury. Played guard as a freshman and left tackle the previous two seasons for the Lobos. Made 24 starts over past three seasons at UNM, the last 19 at LT. TTU's back-up Center until Peterson injury.

## RIGHT TACKLE

**71 MONROE MILLS**  
So. | 6-6 | 315

• Joined Tech in spring. The Okla. St. transfer garnered first team reps at RT throughout the spring, helping build an edge for the spot heading into fall camp and ultimately the 2022 season. Started first six games. Suffered practice injury in front of WVU game; missed 3 games. Back in lineup vs. KU.

**66 MATT KEELER**  
So. | 6-6 | 305

• Learned Thursday before the West Virginia game he would be starting his first FBS game and had strong showing. A native of Illinois; prepped at LaGrange (Ill.) Nazareth Academy before heading to St. Thomas More (Conn.) and then Coffeyville CC (Kan.) before arriving in Lubbock.

## WIDE RECEIVER (X)

**9 JERAND BRADLEY**  
R-Fr. | 6-5 | 215

• The R-Fr. tallied over 3,000 yards receiving in his three HS seasons. Entered 2022 with five career receptions; the young wideout is 3rd in catches (35) on the team, 2nd in rec. yards (483) and the leader in TDs (4). Missed KU game due to concussion protocol from TCU game. Logged a career-best eight catches at Oklahoma State.

**6 J.J. SPARKMAN**  
So. | 6-4 | 220

• Missed OSU/WVU games to injury after first 2 career starts the prev. 2 weeks. Back in starting lineup vs. KU. Caught 2 TDs passes in '21, both claimed national attention as each was featured on "You Got Moss'd" on ESPN. East Texas native covets being a bass fisherman & a wild-hog hunter, hobbies learned from family upbringing.

## WIDE RECEIVER (H)

**14 XAVIER WHITE**  
Sr. | 6-0 | 190

• From wide receiver in 2019, to running back in 2020 & 2021, White is back at WR for 2022. The 2022 Burlsworth Trophy nominee leads the team in all-purpose yards (893) and rec. yards (557). Posted career-highs in catches (9) at K-State and yards (139) vs. West Virginia. Caught TDs in 3-straight games (K-State/Okla. St./WVU).

**13 BRADY BOYD**  
So. | 6-1 | 195

• Transfer from Minnesota welcomed by a familiar face in Joey McGuire; McGuire and Kris Boyd, Brady's father coached together at Cedar Hill HS. Attracted offers from 17 schools, played in nine games for the Gophers as a true freshman. Scored first career TD versus West Virginia on Oct. 22.

## WIDE RECEIVER (Y)

**1 MYLES PRICE**  
Jr. | 5-10 | 180

• Back on field vs. Baylor after sidelined by injury prev. two games. Arguably the top target in Kittley's offense when healthy - a position that saw inside slot man Jerreth Sterns score 17 times for WKU last season. Led team in all-purpose yards after first 5 games (before injury). Leads team with 42 receptions.

**20 NEHEMIAH MARTINEZ I**  
So. | 5-9 | 205

• Versatile product between RB and WR positions who owned standout high school career at Lubbock Copper H.S. having been tabbed District 3-5A MVP (posted 1,820 all-purpose yards). Set career highs in rec. (5), yds (76) and caught first TD from Lubbock area H.S. rival-now teammate QB Donovan Smith versus Houston.

## WIDE RECEIVER (Z)

**10 TREY CLEVELAND III**  
Jr. | 6-4 | 190

• Emerging in fourth year of field time (redshirt after four games in 2019). Entered season having played in 27 games and logged 222 receiving yards - owns 344 yards (22 catches) in 2022 - including career-high 100-yard game at Oklahoma State. From DFW area. Legal name is Earl Cleveland III but goes by Trey.

**19 LOIC FOUONJI**  
Jr. | 6-4 | 210

• Missed end of 2021 season and first 12 spring football practices to a shoulder injury; fully recovered. Clocking running as fast as 23 mph during offseason workouts. Enjoys singing gospel or country. First sport was soccer; moved to U.S. at 8-years-old from Cameroon.

## TIGHT END

**43 HENRY TEETER**  
Sr. | 6-4 | 245

• Former walk-on surprised with scholarship in Aug. 2021. Mother, Felicia Teeter, serves as tight ends coach for Estacado H.S. in Lubbock. The blocking tight end owns five catches for 56 yards in 2022. Caught first career touchdown versus Baylor. A one-yard pass on the goal-line from Behren Morton.

**80 MASON THARP**  
So. | 6-9 | 260

• Added 10 lbs. to his 6-foot-9 frame in the offseason. Clocking 19.5 mph on a GPS speed test this summer. Behren Morton, roommate, aided recruitment of Tharp starting with junior day. Caught Morton's first career TD pass in week one. Wears 3X-size gloves for hands that measure 10.5 inches.

## QUARTERBACK

**12 TYLER SHOUGH**  
Sr. | 6-5 | 230

• Owns three starts in 2022. Owns 6-1 career record as Red Raiders' starter. For the 3rd-straight season, won fall camp QB competition; was named 2022 starter on Aug. 21. Was tabbed starter after 2021 camp competition and won Oregon's preseason competition in 2020. Played the role of now-Los Angeles Chargers' quarterback Justin Herbert's primary back-up in 2019 before starting all seven games, including the Fiesta Bowl, in the COVID-shortened 2020 season. In the fourth game of 2021, suffered season-ending broken collarbone diving into the end zone at Texas. In first game of 2022, suffered broken collarbone that sidelined him until entering in the 4Q vs. Baylor (game 8). Entered TCU (game 9) contest in 2Q for injured Morton. Made first start since season opener vs. Kansas. It was his first start where he finished the game since Sept. 18, 2021 vs. FIU.

**7 DONOVAN SMITH**  
So. | 6-5 | 230

• Owns four starts in 2022. Tabbed week one back-up to Tyler Shough; entered the week one contest at beginning of second quarter for an injured Shough and proceeded to start next four games. Started the final four games of the 2021 season for the Red Raiders - the first four of his career. Was named the 2021 Liberty Bowl MVP as well as Offensive Player of the Game. Was sidelined 2020 season to a preseason injury. Father DeAndre Smith is an assistant coach for the New York Giants; was an assistant coach at Texas Tech last season.

**2 BEHREN MORTON**  
R-Fr. | 6-2 | 210

• Owns four starts in 2022. Fourth freshman since 1999 to have 300-yard passing game in first career start, joining teammate Donovan Smith, as well as Baker Mayfield and Davis Webb. Was the highest-rated quarterback to ever sign with the Red Raiders after totaling more than 8,800 passing yards and 84 touchdowns in three seasons at Eastland High School. He was a consensus four-star prospect, ranking sixth nationally among pro-style quarterbacks. Morton grew up in Lubbock for part of his youth as his father was the head football coach at Monterey High School in Lubbock for 11 years.

## RUNNING BACK

**4 SARODORICK THOMPSON**  
Sr. | 6-0 | 220

• A fixture in the Red Raiders backfield since 2019. Served as a team captain each of the past three seasons. Led Tech in rushing as a redshirt freshman and sophomore - becoming the eighth Red Raider freshman in program history to lead team in rushing, and first Red Raider underclassman to lead back-to-back seasons since Taurean Henderson was the team leader over four-straight seasons from 2002-05. Put together another strong season in 2021 as part of a two-back system with Tahj Brooks - led the team in attempts and rushing touchdowns and ranked second for total rushing yards and rushing yards per game in 11 games. Became the 14th Red Raider in program history to surpass 2,000 career rushing yards as he crossed the milestone in the season opener versus Murray State and joined the all-time Top 10 during the Oklahoma State game. Matched Byron Morris (1991-93) 37 rushing scores in Kansas contest, tying him for third all-time. Enters OU game needing three receiving yards to enter 2,500 rush/500 rec. club.

**28 TAHJ BROOKS**  
Jr. | 5-10 | 230

• The 1-2 punch is pacing once again with teammate SaRodorick Thompson: (Carries: Brooks-121, Thompson-111/Yards: Brooks-575, Thompson-584/TDs: Brooks-7, Thompson-4). Brooks topped 100 yards for the first time this season versus West Virginia as well as recording his fifth career multi-TD game in that contest. Has become a receiving threat in 2022, catching 23 passes for 142 yards and one touchdown. He was a strong candidate for 2021 breakout player for the Red Raiders, finishing the season with a team-high 568 rushing yards at 6.5 yards per carry, as well as seven rushing touchdowns. That contrast sharply with the 255 rushing yards, 3.7 yards per carry and four touchdowns he had as a freshman.

→ This duo has combined for more rushing TDs than any other FBS duo with 55. They've rushed for 3,962 combined yards and caught 130 passes for 746 yards.

## DEFENSIVE DEPTH CHART: NOTES

## TACKLE

## 95 JAYLON HUTCHINGS

Sr. | 6-0 | 310

- Most consistent player on the roster, sporting a team-best streak of 44 consecutive starts. Known to teammates as J-Boog or J-Boogie. Played running back as a junior in high school. Fourth highest-graded interior defensive linemen in the Big 12 by Pro Football Focus and 1-of-4 owning a grade better than 80.0.

## 42 VIDAL SCOTT JR.

Sr. | 6-1 | 285

- Since being a Class 5A all-state honoree in 2016 at Pensacola (Fla.) West Florida, spent two years at Central Arkansas, one at Hinds CC in Raymond, Ms., and the previous two at Arkansas State. Holds two degrees, in nursing and in health studies, also EMT certified.

## WILL

## 6 KOSI ELDRIDGE

Sr. | 6-0 | 230

- Slotted as a defensive back in 2021 and through 2022 spring football, shifted to weak-side linebacker during fall camp, ultimately earning the starting job. Ranks second on team for total tackles (68). Set career-high for single game tackles with 12 vs. Baylor. First career INT vs. Kansas.

## 13 JACOB RODRIGUEZ

So. | 6-1 | 235

- Rider High School quarterback, turned Virginia quarterback, turned Tech linebacker. Passed for more than 7,000 yards and ran for more than 3,000 yards in three HS seasons. Returns to his home state after one season at UVA. Tallied season-best five tackles vs. Baylor and four tackles in three other games, respectively. Forced first career fumble against WVU.

## STAR

## 9 MARQUIS WATERS

Sr. | 6-1 | 215

- Known as "Muddy" to his peers. Among Tech defensive players, leads group in most career starts with 47. The first 35 came at Duke before starting first four games for Tech in 2021 prior to injury (pectoral) - utilized available redshirt to extend career into sixth-year. Has started 8 of 11 games primarily in DeRuyter's STAR spot.

## 16 KEYON BLANKENBAKER

Sr. | 5-10 | 185

- A Kansas City native; family moved to Chicago area while in 6th grade. Accepted scholarship offer from Wyoming after receiving offers at Cincinnati among others as well as a preferred walk-on invitation to Wisconsin. Appeared in 40 gms, started 27, for the Cowboys. Likes painting/drawing/fashion.

## NOSE

## 97 TONY BRADFORD JR.

Sr. | 6-1 | 300

- A staple on the d-line for the past three seasons having played in 40 games with 23 starts (8 in 2020). Texas Tech's Big 12 Champions of Life representative. Intern with the Texas Tech Police Department since the spring of 2020. Named to 2022 AFCA Good Works Team and nominee for the Wuerffell Trophy.

## 96 PHILIP BLIDI

Jr. | 6-3 | 295

- Has played in all 34 games since stepping on campus; standout season opener with 2.0 sacks/3.0 TFLs (all in 1H). Born in N.J., moved to Portales, N.M. in 8th-grade (100 miles east of Lubbock) to Christian Children's Home. Son of Liberian immigrants. Married to wife, Emma; the couple has a child Amara.

## MIKE

## 1 KRISHON MERRIWEATHER

Sr. | 6-0 | 235

- Sixth-year player starting third at Tech. Was the NJCAA national leader in tackles prior to becoming a Red Raider. Nicknamed "Coach K" by Coach McGuire for how he acts on the field, and K1 by his teammates. Appeared in 33 of Tech's last 34 games (started 26). Can perform a back flip in full pads.

## 32 TYRIQUE MATTHEWS

Sr. | 5-11 | 235

- A Texas Tech veteran, having played in 45 career games. Has been a regular on special teams and in the linebacker rotation in 2021 and 2022. Led team in special-teams snaps last season. Born in New Orleans, La., attended Aldine Eisenhower HS in Houston, Texas.

## SAFETY

## 25 DADRION TAYLOR-DEMERTON

Sr. | 5-11 | 195

- Affectionately known as "Rabbit" since the 2nd grade to friends and family, coined from playing football as one of the smallest players on the team. Storied HS career included three-straight state titles [OKla.] and Player of the Year honors. In March 2022, became father to daughter Layla Grace.

## 31 JOSEPH PLUNK

So. | 5-10 | 180

- A walk-on from nearby Amarillo Tascosa that had an outstanding fall camp. His father Ken, serves as head coach at Tascosa. Played quarterback for a physical ground attack as he amassed over 2,500 yards rushing and over 500 yards passing senior season. Enjoys playing chess.

## EDGE

## 5 MYLES COLE

Sr. | 6-6 | 285

- Joined the Red Raiders with two years of eligibility as a graduate transfer, earning a degree from Louisiana-Monroe, where he played three seasons, totaling 41 tackles over 32 career games, including 3.5 tackles for loss and 1.5 sacks. A native of Shreveport, Louisiana.

## 43 JOSEPH ADEDIRE

Fr. | 6-3 | 270

- Chose Tech over offers from more than a dozen power-5 programs, including LSU, Michigan & Oregon. Enrolled in spring. Owns four starts. The first was at Oklahoma State in a game he recorded first TFL. High school teammates with current Red Raider offensive lineman Jacoby Jackson.

## OLB

## 8 JESIAH PIERRE

Jr. | 6-2 | 245

- Joined Tech prior to 2021 season after two seasons at Florida (appeared in 13 games). Played in 22 games and started 13 for Tech in two seasons. In 2022, tallied first career sack at Ok St., then career-high 1.5 sacks & 2.5 TFLs at TCU. Set career-high for tkls (7) & sacks (2.0) vs. Kansas.

## 11 DIMITRI MOORE

Sr. | 6-3 | 235

- Moore, a former state top-100 recruit from Cedar Hill who played for McGuire in his final season before joining Baylor - won a state title together ('14). Holds degree from Vanderbilt. Named to SEC All-Freshman Team. Joins Tech as a sixth-year; younger brother Jalon Peoples joined team as a freshman.

## SAFETY

## 2 REGGIE PEARSON JR.

Sr. | 5-11 | 200

- Once a 12-game starter at Wisconsin in 2019, including that season's Rose Bowl win against Oregon. Sat out 2020 season to injury; transferred to Tech in time for 2021 summer workouts. Averaged more snaps per game (67.4) than any other Red Raider on defense in 2021.

## 18 TYLER OWENS

Sr. | 6-2 | 200

- Former five-star safety transferred to the Red Raiders from Texas after three seasons. Despite a limited role, Owens had a key punt block that was returned for a touchdown last time Texas played in Lubbock. He then blocked a punt for the Red Raiders in his first game playing for the home team against Murray State.

## CORNERBACK

## 24 MALIK DUNLAP

Sr. | 6-3 | 215

- Appeared in seven games, fighting injuries, with one start in first season at Tech in 2021, following three years at N.C. State - coincidentally the Red Raiders 2022 week three opponent. Singled out by position coach Marcel Yates as the most improved player from spring to the end of fall camp in his group.

## 7 ADRIAN FRYE

Sr. | 6-0 | 205

- Eldest statesman on campus, of the super-seniors on Tech's roster, is the only player that's been a Red Raider all six seasons. Owns 23 career starts; made at least one start in each of previous now-five seasons. Harry Potter fan. Enjoys volunteering at the local Boys & Girls Club in the offseason.



## ALPHABETICAL ROSTER

NO	NAME	POS
43	Joseph Adedire	DL
47	Tanner Allen	TE
56	Jackson Baggett	LB
98	E'Maurion Banks	DL
25	Blake Bedwell	RB
16	Keyon Blankenbaker	DB
96	Philip Blidi	DL
13	Brady Boyd	WR
15	Cole Boyd	DB
97	Tony Bradford Jr.	DL
9	Jerand Bradley	WR
73	Cade Briggs	OL
28	Tahj Brooks	RB
86	Jordan Brown	WR
79	Ty Buchanan	OL
91	Blake Burris	DL
33	Clazarion Campbell	RB
15	Cameron Cantrell	WR
77	Ethan Carde	OL
99	Sam Carrell	DL
10	Trey Cleveland III	WR
5	Myles Cole	DL
29	Chief Collins	DB
88	Baylor Cupp	TE
35	Patrick Curley	LB
27	Jon-Jon Davis	DB
22	Bryson Donnell	RB
24	Malik Dunlap	DB
52	Harvey Dyson III	DL
85	Coy Eakin	WR
20	Gage Elder	LB
6	Kosi Eldridge	DB
83	Jack Esparza	WR
49	Charles Esters III	OLB
17	Nate Floyd	WR
19	Loic Fouonji	WR
7	Adrian Frye	DB
99	Gino Garcia	PK
14	Hut Graham	DB
36	James Grando	OLB
63	Erik Gray	OL
48	Stone Harrington	PK
37	Brook Honore Jr.	P
22	Maurion Horn	DB
82	Drew Hocutt	WR
23	Landon Hullaby	DB
95	Jaylon Hutchings	DL
75	Jacoby Jackson	OL
41	Ty Kana	LB
66	Matt Keeler	OL
21	Tyler King	WR
30	Jackson Knotts	LS
18	Cooper LaFebre	QB
48	Derrick Lewis II	LB
26	Jason Lloyd	TE
64	Jurrien Loftin	OL
50	Trent Low	LB
37	Alpha Mara	DB
68	Seth Martin	OL
20	Nehemiah Martinez I	WR
90	Syncere Massey	DL
32	Tyrique Matthews	LB
61	Jacob Mauch	LS
93	Trevon McAlpine	DL
84	Zack McCown	TE
31	Austin McNamara	PK
1	Krishon Merriweather	LB
71	Monroe Mills	OL
3	Kobee Minor	DB
11	Dimitri Moore	LB
94	Larry Moore III	DL
92	L.B. Moore	OLB
16	Jaden Morris	QB

## NUMERICAL ROSTER

NO	PLAYER	POS	HT	WT	YR-EX	HOMETOWN (HIGH SCHOOL)
0	Cam'Ron Valdez	RB	5-9	205	Fr-RS	Rockdale, Texas (Rockdale)
0	Rayshad Williams	DB	6-3	195	Sr-1L	Memphis, Tenn. (Whitehaven)
1	Krishon Merriweather <sup>*</sup>	LB	6-0	235	Sr-2L	Hazelwood, Mo. (Hazelwood West)
1	Myles Price	WR	5-10	180	Jr-2L	The Colony, Texas (The Colony)
2	Behren Morton	QB	6-2	210	Fr-RS	Eastland, Texas (Eastland)
2	Reggie Pearson Jr.	DB	5-11	200	Sr-1L	Detroit, Mich. (River Rouge)
3	Kobee Minor	DB	6-0	185	So-1L	Lake Dallas, Texas (Lake Dallas)
4	SaRodorick Thompson Jr.	RB	6-0	220	Sr-3L	Irving, Texas (Ranchview)
5	Myles Cole	DL	6-6	285	Sr-TR	Shreveport, La. (Evangel Christian Academy)
5	Chadarius Townsend <sup>*</sup>	WR	6-0	205	Sr-2L	Tanner, Ala. (Tanner)
6	Kosi Eldridge <sup>*</sup>	LB	6-0	230	Sr-3L	Denton, Texas (Denton Ryan)
6	J.J. Sparkman	WR	6-4	220	So-1L	Longview, Texas (Pine Tree)
7	Adrian Frye <sup>*</sup>	DB	6-0	205	Sr-4L	Houston, Texas (Eisenhower)
7	Donovan Smith	QB	6-5	230	So-1L	Las Vegas, Nev. (Frenship)
8	Jesiah Pierre	OLB	6-2	245	Jr-1L	Mount Dora, Fla. (Mount Dora Christian Academy)
9	Jerand Bradley	WR	6-5	215	Fr-RS	Frisco, Texas (DeSoto)
9	Marquis Waters <sup>*</sup>	DB	6-1	215	Sr-1L	Delray Beach, Fla. (Atlantic)
10	Trey Cleveland III	WR	6-4	190	Jr-2L	Arlington, Texas (Arlington)
10	Cam White	DB	6-0	215	Sr-1L	Flora, Miss. (Madison Central)
11	Dimitri Moore <sup>*</sup>	LB	6-3	235	Sr-TR	Cedar Hill, Texas (Cedar Hill)
12	Jalon Peoples	DB	5-11	175	Fr-HS	Cedar Hill, Texas (Cedar Hill)
12	Tyler Shough	QB	6-5	230	Sr-1L	Chandler, Ariz. (Hamilton)
13	Brady Boyd	WR	6-1	195	So-TR	Southlake, Texas (Southlake Carroll)
13	Jacob Rodriguez	LB	6-1	235	So-TR	Wichita Falls, Texas (Rider)
14	Hut Graham	DB	6-1	190	Fr-HS	Gunter, Texas (Gunter)
14	Xavier White	WR	6-0	190	Sr-2L	Lubbock, Texas (Monterey)
15	Cole Boyd	DB	6-3	215	Jr-2L	Boerne, Texas (Boerne)
15	Cameron Cantrell	WR	6-1	200	Jr-SQ	Whitehouse, Texas (Whitehouse)
16	Keyon Blankenbaker <sup>*</sup>	DB	5-10	185	Sr-TR	Oak Park, Ill. (Oak Park-River Forest)
16	Jaden Morris	QB	5-11	200	Fr-HS	Arlington, Texas (Lamar)
17	Nate Floyd	WR	6-0	190	So-1L	College Station, Texas (A&M Consolidated)
17	Isaac Smith	OLB	6-6	245	Fr-RS	Wagoner, Okla. (Wagoner)
18	Tyler Owens	DB	6-2	200	Sr-TR	Plano, Texas (Plano East)
18	Cooper LaFebre	QB	6-1	175	Fr-RS	Lubbock, Texas (Cooper)
19	Loic Fouonji	WR	6-4	210	Jr-2L	Midland, Texas (Lee)
19	Tyree Wilson	OLB	6-6	275	Sr-2L	Henderson, Texas (West Rusk)
20	Gage Elder	LB	5-11	225	Fr-RS	Rockwall, Texas (Rockwall)
20	Nehemiah Martinez I	WR	5-9	205	So-1L	Lubbock, Texas (Cooper)
21	Tyler King	WR	5-9	185	Fr-HS	Houston, Texas (Alief Taylor)
21	Cameron Watts	DB	5-11	195	Sr-2L	Tulsa, Okla. (Union)
22	Bryson Donnell	RB	5-10	215	Fr-HS	Tyler, Texas (Legacy)
22	Maurion Horn	DB	5-11	175	Fr-HS	Broken Arrow, Okla. (Broken Arrow)
23	Landon Hullaby	DB	6-0	205	Fr-HS	Mansfield, Texas (Timberview)
24	Malik Dunlap	DB	6-3	215	Sr-1L	Charlotte, N.C. (Harding)
25	Blake Bedwell	RB	5-10	190	So-TR	Amarillo, Texas (Amarillo)
25	Dadrion Taylor-Demerson	DB	5-11	195	Sr-3L	Oklahoma City, Okla. (Carl Albert)
26	Jason Lloyd	TE	6-4	250	Jr-1L	Belmont, Calif. (Carlmont)
26	Sammy Morris IV	DB	6-1	195	Fr-RS	Prosper, Texas (Prosper)
27	Jon-Jon Davis	DB	6-1	185	So-SQ	Dallas, Texas (South Oak Cliff)
28	Tahj Brooks	RB	5-10	230	Jr-2L	Manor, Texas (Manor)
29	Chief Collins	DB	5-11	200	Fr-RS	Lucas, Texas (Lovejoy)
30	Jackson Knotts	LS	5-11	185	So-1L	Plant City, Fla. (Plant City)
31	Austin McNamara	P	6-4	195	Sr-3L	Gilbert, Ariz. (Highland)
31	Joseph Plunk	DB	5-10	180	So-SQ	Amarillo, Texas (Tascosa)
32	Tyrique Matthews	LB	5-11	235	Sr-3L	Houston, Texas (Eisenhower)
33	Clazarion Campbell	RB	5-9	185	Fr-RS	Saginaw, Texas (Saginaw)
33	Matthew Young <sup>*</sup>	LB	6-1	240	Sr-1L	Las Cruces, N.M. (Oñate)
34	Bryce Robinson	LB	6-2	235	Jr-SQ	Sachse, Texas (Sachse)
35	Patrick Curley	LB	6-2	230	Sr-3L	Wagoner, Okla. (Wagoner)
36	James Grando	OLB	6-2	220	Jr-TR	Arlington, Texas (Lamar)
36	Trey Wolff	PK	6-4	210	Sr-3L	Spring, Texas (Klein)
37	Brook Honore Jr.	P	6-0	185	Fr-HS	Manvel, Texas (Manvel)
37	Alpha Mara	DB	6-1	155	Jr-SQ	Austin, Texas (Akins)
38	Jett Whitfield	DB	5-10	210	Jr-SQ	New Deal, Texas (New Deal)
39	Charles Robinson	TE	6-0	250	Fr-RS	Lubbock, Texas (Coronado)
40	Wesley Smith	LB	5-10	215	Fr-HS	Midland, Texas (Legacy)
41	Ty Kana	LB	6-2	235	Fr-HS	Katy, Texas (Katy)
42	Vidal Scott Jr. <sup>*</sup>	DL	6-1	285	Sr-TR	Pensacola, Fla. (West Florida)
43	Joseph Adedire	DL	6-3	270	Fr-HS	Mansfield, Texas (Summit)
43	Henry Teeter	TE	6-4	245	Sr-1L	San Angelo, Texas (Central)
46	Ben Roberts	LB	6-3	225	Fr-HS	Haslet, Texas (Eaton)
47	Tanner Allen	TE	6-3	260	Fr-HS	Bryan, Texas (Bryan)
48	Stone Harrington	PK	6-3	185	Fr-HS	Colleyville, Texas (Colleyville)

NUMERICAL ROSTER

NO	PLAYER	POS	HT	WT	YR-EX	HOMETOWN (HIGH SCHOOL)
48	Derrick Lewis II	LB	6-1	215	So-1L	Schertz, Texas (Samuel Clemens)
49	Charles Esters III	OLB	6-3	250	Fr-RS	Cedar Hill, Texas (Cedar Hill)
50	Trent Low	LB	6-1	220	So-SQ	Midland, Texas (Lee)
50	Michael Shanahan	OL	6-5	320	Jr-TR	Orlando, Fla. (First Academy)
51	Robert Wooten	OLB	6-3	265	So-RS	Stafford, Texas (Stafford)
52	Harvey Dyson III	DL	6-3	260	Fr-HS	Cedar Hill, Texas (Cedar Hill)
54	Bryce Ramirez	OLB	6-2	235	Jr-1L	Missouri City, Texas (George Ranch)
56	Jackson Baggett	LB	6-3	225	Jr-SQ	Bushland, Texas (Bushland)
56	Dennis Wilburn	OL	6-3	320	Sr-TR	Humble, Texas (Nimitz)
58	Jack Tucker	OL	6-7	305	Fr-RS	Argyle, Texas (Argyle)
61	Jacob Mauch	LS	6-3	220	So-SQ	Covina, Calif. (South Hills)
62	Kaden Weatherby	OL	6-6	300	Fr-HS	Aurora, Colo. (Eaglecrest)
63	Erik Gray	OL	6-2	275	Fr-HS	Amarillo, Texas (Amarillo)
64	Jurrien Loftin	OL	6-5	290	Fr-HS	Aledo, Texas (Aledo)
65	Sheridan Wilson	OL	6-5	285	Fr-HS	Argyle, Texas (Argyle)
66	Matt Keeler	OL	6-6	305	So-SQ	Chicago, Ill. (Nazareth Academy)
68	Seth Martin	OL	6-3	285	Fr-HS	Fort Worth, Texas (Everman)
69	Caleb Rodkey	OL	6-4	300	Fr-RS	Missouri City, Texas (Ridge Point)
70	Weston Wright	OL	6-6	320	Sr-3L	New Braunfels, Texas (New Braunfels)
71	Monroe Mills	OL	6-6	315	So-TR	Columbia, Mo. (Father Tolton)
72	Landon Peterson	OL	6-6	300	Jr-2L	Odessa, Texas (Permian)
73	Cade Briggs	OL	6-3	300	Sr-TR	Las Vegas, Nev. (Bishop Gorman)
74	Cole Spencer*	OL	6-4	305	Sr-TR	Louisville, Ky. (Trinity)
75	Jacoby Jackson	OL	6-6	335	Fr-RS	Arlington, Texas (Mansfield Summit)
76	Caleb Rogers	OL	6-5	305	Jr-2L	Mansfield, Texas (Lake Ridge)
77	Ethan Carde	OL	6-8	320	Sr-2L	Valrico, Fla. (Bloomington)
78	Larry Moore III	OL	6-6	275	So-SQ	Missouri City, Texas (Fort Bend Marshall)
79	Ty Buchanan	OL	6-6	295	Fr-TR	Corpus Christi, Texas (Calallen)
80	Mason Tharp	TE	6-9	260	So-1L	Klein, Texas (Klein)
82	Drew Hocutt	WR	6-0	185	So-TR	Lubbock, Texas (Frenship)
83	Jack Esparza	WR	6-4	215	Fr-HS	Austin, Texas (St. Michael's Catholic)
84	Zack McCown	TE	6-5	225	Fr-HS	Amarillo, Texas (Amarillo)
85	Coy Eakin	WR	6-2	200	Fr-HS	Stephenville, Texas (Stephenville)
86	Jordan Brown	WR	5-11	185	So-TR	Dallas, Texas (DeSoto)
87	Haydon Wiginton	WR	5-11	185	Fr-TR	Midlothian, Texas (Heritage)
88	Baylor Cupp	TE	6-6	250	Jr-TR	Brock, Texas (Brock)
89	Jayden York	TE	6-4	240	So-SQ	Austin, Texas (Bowie)
90	Syncere Massey	DL	6-5	330	Fr-HS	Cedar Hill, Texas (Cedar Hill)
91	Blake Burris	DL	6-5	300	Fr-RS	Irving, Texas (Parish Episcopal)
92	L.B. Moore	OLB	6-3	265	So-SQ	Amarillo, Texas (Tascosa)
93	Trevon McAlpine	DL	6-3	305	Fr-HS	Saraland, Ala. (Saraland)
94	Gabe Oladipo*	DL	6-3	295	Sr-SQ	Missouri City, Texas (Fort Bend Hightower)
95	Jaylon Hutchings	DL	6-0	310	Sr-3L	Forney, Texas (Forney)
96	Philip Blidi	DL	6-3	295	Jr-2L	Portales N.M. (Portales)
97	Tony Bradford Jr.	DL	6-1	300	Sr-3L	Houston, Texas (North Shore)
98	E'Maurion Banks	DL	6-5	305	Fr-RS	Wichita Falls, Texas (Rider)
99	Sam Carrell	DL	6-4	285	Fr-TR	Albuquerque, N.M. (Sandia)
99	Gino Garcia	PK	6-2	200	Jr-TR	Richardson, Texas (Pearce)

ROSTER KEY

\* represents Super Senior in final year of eligibility.

COACHING STAFF

Head Coach

Associate Head Coach/Special Teams Coordinator/Running Backs

Defensive Coordinator

Offensive Coordinator/Quarterbacks

Outside Linebackers Coach

Linebackers Coach

Tight Ends Coach

Defensive Line Coach

Offensive Line Coach

Passing Game Coordinator/Wide Receivers

Passing Game Coordinator/Secondary Coach

Joey McGuire (First Season)

Kenny Perry (First Season)

Tim DeRuyter (First Season)

Zach Kittley (First Season)

C.J. Ah You (First Season)

Josh Bookbinder (First Season)

Josh Cochran (First Season)

Zarnell Fitch (First Season)

Stephen Hamby (First Season)

Emmett Jones (First Season)

Marcel Yates (First Season)

ALPHABETICAL ROSTER

NO	NAME	POS
26	Sammy Morris IV	DB
2	Behren Morton	QB
94	Gabe Oladipo	DL
18	Tyler Owens	DB
2	Reggie Pearson Jr.	DB
72	Landon Peterson	OL
8	Jesiah Pierre	OLB
31	Joseph Plunk	DB
12	Jalon Peoples	DB
1	Myles Price	WR
54	Bryce Ramirez	OLB
46	Ben Roberts	LB
34	Bryce Robinson	LB
39	Charles Robinson	TE
69	Caleb Rodkey	OL
13	Jacob Rodriguez	LB
76	Caleb Rogers	OL
42	Vidal Scott Jr.	DL
50	Michael Shanahan	OL
12	Tyler Shough	QB
7	Donovan Smith	QB
17	Isaac Smith	OLB
40	Wesley Smith	LB
6	J.J. Sparkman	WR
74	Cole Spencer	OL
25	Dadrión Taylor-Demerson	DB
43	Henry Teeter	TE
80	Mason Tharp	TE
4	SaRoderrick Thompson Jr.	RB
5	Chadarius Townsend	WR
58	Jack Tucker	OL
0	Cam/Ron Valdez	RB
9	Marquis Waters	DB
21	Cameron Watts	DB
62	Kaden Weatherby	OL
10	Cam White	DB
14	Xavier White	WR
38	Jett Whitfield	DB
87	Haydon Wiginton	WR
56	Dennis Wilburn	OL
0	Rayshad Williams	DB
65	Sheridan Wilson	OL
19	Tyree Wilson	OLB
36	Trey Wolff	PK
51	Robert Wooten	OLB
70	Weston Wright	OL
89	Jayden York	TE
33	Matthew Young	LB

OFFENSIVE ROSTER BREAKDOWN

RETURNING/LOST

STARTERS RETURNING (4)

OL	Weston Wright
OL	Caleb Rogers
RB	SaRodorick Thompson
WR	Myles Price

OTHER RETURNERS WITH STARTING EXPERIENCE (10)

OL	Ethan Carde
TE	Mason Tharp
RB	Tahj Brooks
QB	Tyler Shough
QB	Donovan Smith
WR	Trey Cleveland
WR	Xavier White
OL	Landon Peterson
TE	Henry Teeter
WR	Jerand Bradley

LETTERWINNERS RETURNING (24)

WR	Jerand Bradley
RB	Tahj Brooks
OL	Ethan Carde
WR	Trey Cleveland
WR	Loic Fouonji
OL	Jacoby Jackson
OL	Matt Keeler
TE	Jason Lloyd
WR	Nehemiah Martinez
QB	Behren Morton
OL	Larry Moore
OL	Landon Peterson
WR	Myles Price
OL	Caleb Rogers
QB	Donovan Smith
QB	Tyler Shough
WR	J.J. Sparkman
TE	Henry Teeter
TE	Mason Tharp
RB	SaRodorick Thompson
RB	Chadarius Townsend
RB	Xavier White
OL	Weston Wright
RB	Cam'Ron Valdez

STARTERS LOST (7)

OL	T.J. Storment
QB	Dawson Deaton
WR	Josh Burger
WR	Henry Colombi
TE	Travis Koontz
WR	Kaylon Geiger Sr.
WR	Erik Ezukanma

LETTERWINNERS LOST (14)

OL	Josh Burger
TE	Jed Castles
OL	Aaron Castro
QB	Henry Colombi
OL	Dawson Deaton
WR	Erik Ezukanma
OL	Clayton Franks
WR	Kaylon Geiger Sr.
RB	Ronnie Hart
TE	Travis Koontz
WR	McLane Mannix
WR	Dalton Rigdon
OL	T.J. Storment
OL	Casey Verhulst

QUARTERBACKS

2	Behren Morton	6-2	210	Fr-RS	Eastland, Texas (Eastland)
7	Donovan Smith	6-5	230	So-1L	Las Vegas, Nev. (Frenship)
12	Tyler Shough	6-5	230	Sr-1L	Chandler, Ariz. (Hamilton)
16	Jaden Morris	5-11	200	Fr-HS	Arlington, Texas (Lamar)
18	Cooper LaFebre	6-1	185	Fr-RS	Lubbock, Texas (Cooper)

RUNNING BACKS

0	Cam'Ron Valdez	5-9	205	Fr-RS	Rockdale, Texas (Rockdale)
4	SaRodorick Thompson Jr.	6-0	220	Sr-3L	Irving, Texas (Ranchview)
22	Bryson Donnell	5-10	215	Fr-HS	Tyler, Texas (Legacy)
25	Blake Bedwell	5-10	190	So-TR	Amarillo, Texas (Amarillo)
28	Tahj Brooks	5-10	230	Jr-2L	Manor, Texas (Manor)
33	Clazarion Campbell	5-9	185	Fr-RS	Saginaw, Texas (Saginaw)

TIGHT ENDS

26	Jason Lloyd	6-4	250	Jr-1L	Belmont, Calif. (Carlmont)
39	Charles Robinson	6-0	250	Fr-RS	Lubbock, Texas (Coronado)
43	Henry Teeter	6-4	245	Sr-1L	San Angelo, Texas (Central)
47	Tanner Allen	6-3	260	Fr-HS	Bryan, Texas (Bryan)
80	Mason Tharp	6-9	260	So-1L	Klein, Texas (Klein)
84	Zack McCown	6-5	225	Fr-HS	Amarillo, Texas (Amarillo)
88	Baylor Cupp	6-6	250	Jr-TR	Brock, Texas (Brock)
89	Jayden York	6-4	240	So-SQ	Austin, Texas (Bowie)

WIDE RECEIVERS

1	Myles Price	5-10	180	Jr-2L	The Colony, Texas (The Colony)
5	Chadarius Townsend^	6-0	205	Sr-2L	Tanner, Ala. (Tanner)
6	J.J. Sparkman	6-4	220	So-1L	Longview, Texas (Pine Tree)
9	Jerand Bradley	6-5	215	Fr-RS	Frisco, Texas (DeSoto)
10	Trey Cleveland III	6-4	190	Jr-2L	Arlington, Texas (Arlington)
13	Brady Boyd	6-1	195	So-TR	Southlake, Texas (Southlake Carroll)
14	Xavier White	6-0	190	Sr-2L	Lubbock, Texas (Monterey)
15	Cameron Cantrell	6-1	200	Jr-SQ	Whitehouse, Texas (Whitehouse)
17	Nate Floyd	6-0	190	So-1L	College Station, Texas (A&M Consolidated)
19	Loic Fouonji	6-4	210	Jr-2L	Midland, Texas (Lee)
20	Nehemiah Martinez	5-9	205	So-1L	Lubbock, Texas (Cooper)
21	Tyler King	5-9	185	Fr-HS	Houston, Texas (Alief Taylor)
82	Drew Hocutt	6-0	185	So-TR	Lubbock, Texas (Frenship)
83	Jack Esparza	6-4	215	Fr-HS	Austin, Texas (St. Michael's Catholic)
85	Coy Eakin	6-2	200	Fr-HS	Stephenville, Texas (Stephenville)
86	Jordan Brown	5-11	185	So-TR	Grand Prairie, Texas (DeSoto)
87	Haydon Wiginton	5-11	185	Fr-TR	Midlothian, Texas (Heritage)

OFFENSIVE LINE

50	Michael Shanahan	6-5	320	Jr-TR	Orlando, Fla. (First Academy)
56	Dennis Wilburn	6-3	320	Sr-TR	Humble, Texas (Nimitz)
58	Jack Tucker	6-7	305	Fr-RS	Argyle, Texas (Argyle)
62	Kaden Weatherby	6-6	300	Fr-HS	Aurora, Colo. (Eaglecrest)
64	Jurrien Loftin	6-5	290	Fr-HS	Aledo, Texas (Aledo)
65	Sheridan Wilson	6-5	285	Fr-HS	Argyle, Texas (Argyle)
66	Matt Keeler	6-6	305	So-SQ	Chicago, Ill. (Nazareth Academy)
68	Seth Martin	6-3	285	Fr-HS	Fort Worth, Texas (Everman)
69	Caleb Rodkey	6-4	300	Fr-RS	Missouri City, Texas (Ridge Point)
70	Weston Wright	6-6	320	Sr-3L	New Braunfels, Texas (New Braunfels)
71	Monroe Mills	6-6	315	So-TR	Columbia, Mo. (Father Tolton)
72	Landon Peterson	6-6	300	Jr-2L	Odessa, Texas (Permian)
73	Cade Briggs	6-3	300	Sr-TR	Las Vegas, Nev. (Bishop Gorman)
74	Cole Spencer^	6-4	305	Sr-TR	Louisville, Ky. (Trinity)
75	Jacoby Jackson	6-6	335	Fr-RS	Arlington, Texas (Mansfield Summit)
76	Caleb Rogers	6-5	305	Jr-2L	Mansfield, Texas (Lake Ridge)
77	Ethan Carde	6-8	320	Sr-2L	Valrico, Fla. (Bloomington)
78	Larry Moore III	6-6	275	So-SQ	Missouri City, Texas (Fort Bend Marshall)
79	Ty Buchanan	6-6	295	Fr-TR	Corpus Christi, Texas (Calallen)

SPECIALISTS

30	Jackson Knotts (LS)	5-11	185	So-1L	Plant City, Fla. (Plant City)
31	Austin McNamara (P)	6-4	195	Sr-3L	Gilbert, Ariz. (Highland)
36	Trey Wolff (K)	6-4	210	Sr-3L	Spring, Texas (Klein)
37	Brook Honore Jr. (P)	6-0	185	Fr-HS	Manvel, Texas (Manvel)
48	Stone Harrington (K)	6-3	185	Fr-HS	Colleyville, Texas (Colleyville)
61	Jacob Mauch (LS)	6-3	220	So-SQ	Covina, Calif. (South Hills)
99	Gino Garcia (K)	6-2	200	Jr-TR	Richardson, Texas (Pearce)



DEFENSIVE ROSTER BREAKDOWN

DEFENSIVE LINE

5	Myles Cole	6-6	285	Sr-TR	Shreveport, La. (Evangel Christian Academy)
42	Vidal Scott Jr.*	6-1	285	Sr-TR	Pensacola, Fla. (West Florida)
43	Joseph Adedire	6-3	270	Fr-HS	Mansfield, Texas (Summit)
52	Harvey Dyson III	6-3	260	Fr-HS	Cedar Hill, Texas (Cedar Hill)
90	Syncere Massey	6-5	330	Fr-HS	Cedar Hill, Texas (Cedar Hill)
91	Blake Burris	6-5	300	Fr-RS	Irving, Texas (Parish Episcopal)
93	Trevon McAlpine	6-3	305	Fr-HS	Saraland, Ala. (Saraland)
94	Gabe Oladipo*	6-3	295	Sr-SQ	Missouri City, Texas (Fort Bend Hightower)
95	Jaylon Hutchings	6-0	310	Sr-3L	Forney, Texas (Forney)
96	Philip Bliidi	6-3	295	Jr-2L	Portales N.M. (Portales)
97	Tony Bradford Jr.	6-1	300	Sr-3L	Houston, Texas (North Shore)
98	E'Maurion Banks	6-5	305	Fr-RS	Wichita Falls, Texas (Rider)
99	Sam Carrell	6-4	285	Fr-TR	Albuquerque, N.M. (Sandia)

OUTSIDE LINEBACKERS

17	Isaac Smith	6-6	245	Fr-RS	Wagoner, Okla. (Wagoner)
19	Tyree Wilson	6-6	275	Sr-2L	Henderson, Texas (West Rusk)
36	James Grando	6-2	220	Jr-TR	Arlington, Texas (Lamar)
49	Charles Esters III	6-3	250	Fr-RS	Cedar Hill, Texas (Cedar Hill)
51	Robert Wooten	6-3	265	So-RS	Stafford, Texas (Stafford)
54	Bryce Ramirez	6-2	235	Jr-1L	Missouri City, Texas (George Ranch)
92	L.B. Moore	6-3	265	So-SQ	Amarillo, Texas (Tascosa)

LINEBACKERS

1	Krishon Merriweather*	6-0	235	Sr-2L	Hazelwood, Mo. (Hazelwood West)
6	Kosi Eldridge*	6-0	230	Sr-3L	Denton, Texas (Denton Ryan)
11	Dimitri Moore*	6-3	235	Sr-TR	Cedar Hill, Texas (Cedar Hill)
13	Jacob Rodriguez	6-1	235	So-TR	Wichita Falls, Texas (Rider)
20	Gage Elder	5-11	225	Fr-RS	Rockwall, Texas (Rockwall)
32	Tyrique Matthews	5-11	235	Sr-3L	Houston, Texas (Eisenhower)
33	Matthew Young*	6-1	240	Sr-1L	Las Cruces, N.M. (Oñate)
34	Bryce Robinson	6-2	235	Jr-SQ	Sachse, Texas (Sachse)
35	Patrick Curley	6-2	230	Sr-3L	Wagoner, Okla. (Wagoner)
40	Wesley Smith	5-10	215	Fr-HS	Midland, Texas (Legacy)
41	Ty Kana	6-2	235	Fr-HS	Katy, Texas (Katy)
46	Ben Roberts	6-3	225	Fr-HS	Haslet, Texas (Eaton)
48	Derrick Lewis II	6-1	215	So-1L	Schertz, Texas (Samuel Clemens)
50	Trent Low	6-1	220	So-SQ	Midland, Texas (Lee)
56	Jackson Baggett	6-3	225	Jr-SQ	Bushland, Texas (Bushland)

DEFENSIVE BACKS

0	Rayshad Williams	6-3	195	Sr-1L	Memphis, Tenn. (Whitehaven)
2	Reggie Pearson Jr.	5-11	200	Sr-1L	Detroit, Mich. (River Rouge)
3	Kobe Minor	6-0	185	So-1L	Lake Dallas, Texas (Lake Dallas)
7	Adrian Frye*	6-0	205	Sr-4L	Houston, Texas (Eisenhower)
9	Marquis Waters*	6-1	215	Sr-1L	Delray Beach, Fla. (Atlantic)
10	Cam White	6-0	215	Sr-1L	Flora, Miss. (Madison Central)
12	Jalon Peoples	5-11	175	Fr-HS	Cedar Hill, Texas (Cedar Hill)
14	Hut Graham	6-1	190	Fr-HS	Gunter, Texas (Gunter)
15	Cole Boyd	6-3	215	Jr-2L	Boerne, Texas (Boerne)
16	Keyon Blankenbaker*	5-10	185	S-TR	Oak Park, Ill. (Oak Park-River Forest)
18	Tyler Owens	6-2	200	Sr-TR	Plano, Texas (Plano East)
21	Cameron Watts	5-11	195	Sr-2L	Tulsa, Okla. (Union)
22	Maurion Horn	5-11	175	Fr-HS	Broken Arrow, Okla. (Broken Arrow)
23	Landon Hullaby	6-0	205	Fr-HS	Mansfield, Texas (Timberview)
24	Malik Dunlap	6-3	215	Sr-1L	Charlotte, N.C. (Harding)
25	Dadriion Taylor-Demerson	5-11	195	Sr-3L	Oklahoma City, Okla. (Carl Albert)
26	Sammy Morris IV	6-1	195	Fr-RS	Prosper, Texas (Prosper)
27	Jon-Jon Davis	6-1	185	So-SQ	Dallas, Texas (South Oak Cliff)
29	Chief Collins	5-11	200	Fr-RS	Lucas, Texas (Lovejoy)
31	Joseph Plunk	5-10	180	So-SQ	Amarillo, Texas (Tascosa)
37	Alpha Mara	6-1	155	Jr-SQ	Austin, Texas (Akins)
38	Jett Whitfield	5-10	210	Jr-SQ	New Deal, Texas (New Deal)

RETURNING/LOST

STARTERS RETURNING (6)

DL	Jaylon Hutchings
DL	Tyree Wilson
LB	Krishon Merriweather
LB	Reggie Pearson Jr.
DB	Rayshad Williams
DB	Dadriion Taylor-Demerson

RETURNERS WITH STARTING EXPERIENCE (7)

DB	Adrian Frye
DL	Tony Bradford Jr.
DB	Marquis Waters
DL	Jesiah Pierre
DB	Kosi Eldridge
DB	Cam White
DB	Malik Dunlap

LETTERWINNERS RETURNING (24)

DL	Philip Bliidi
DB	Cole Boyd
DL	Tony Bradford Jr.
LB	Patrick Curley
DB	Malik Dunlap
LB	Kosi Eldridge
DB	Nate Floyd
DB	Adrian Frye
DL	Jaylon Hutchings
LB	Derrick Lewis II
LB	Tyrique Matthews
LB	Krishon Merriweather
DB	Kobe Minor
DL	L.B. Moore
DB	Reggie Pearson Jr.
LB	Jesiah Pierre
LB	Bryce Ramirez
DB	Dadriion Taylor-Demerson
DB	Marquis Waters
DB	Cameron Watts
DB	Cam White
DB	Rayshad Williams
DL	Tyree Wilson
LB	Matthew Young

STARTERS LOST (4)

DL	Devin Drew
LB	Colin Schooler
LB	Riko Jeffers
DB	Eric Monroe

LETTERWINNERS LOST (12)

LB	Brandon Bouyer-Randle
DB	Seth Collins
DL	Devin Drew
DB	DaMarcus Fields
LB	Ethan Frasier
LB	Riko Jeffers
DB	Eric Monroe
DL	Nelson Mbanasor
LB	Jacob Morgenstern
LB	Colin Schooler
DL	Troy Te'o
DL	Tre'Jon Lewis

TEAM/INDIVIDUAL STATISTICS

Team Results

	Date	Opponent		Score	Att.
	09/03/2022	Murray St.	W	63-10	58823
	09/10/2022	Houston	Wot2	33-30	56271
	09/17/2022	at NC State	L	14-27	56919
*	09/24/2022	Texas	Wot1	37-34	60975
*	10/01/2022	at Kansas St.	L	28-37	50782
*	10/08/2022	at Oklahoma St.	L	31-41	55509
*	10/22/2022	West Virginia	W	48-10	56530
*	10/29/2022	Baylor	L	17-45	60705
*	11/05/2022	at TCU	L	24-34	44760
*	11/12/2022	Kansas	W	43-28	55613
*	11/19/2022	at Iowa St.	W	14-10	52676

Rushing

Player	gp	att	gain	loss	net	avg	td	lg	avg/g
SaRodorick Thompson	11	111	618	34	584	5.3	4	36	53.1
Tahj Brooks	11	121	599	24	575	4.8	7	31	52.3
Cam'Ron Valdez	3	17	141	1	140	8.2	0	38	46.7
Tyler Shough	5	38	172	58	114	3.0	2	18	22.8
Donovan Smith	11	75	228	118	110	1.5	6	27	10.0
Behren Morton	8	42	164	85	79	1.9	2	15	9.9
Bryson Donnell	2	16	74	2	72	4.5	0	38	36.0
Nehemiah Martinez	11	2	6	0	6	3.0	0	6	0.5
Xavier White	11	1	5	0	5	5.0	0	5	0.5
Blake Bedwell	2	2	4	0	4	2.0	0	2	2.0
Team	11	8	0	28	-28	-3.5	0	0	-2.5
Total	11	433	2011	350	1661	3.8	21	38	151.0
Opponents	11	428	2074	287	1787	4.2	16	69	162.5

Passing

Player	gp	effic	comp-att-int	pct	yds	td	lg	avg/g
Donovan Smith	11	133.9	146-221-8	66.1	1505	12	58	136.8
Behren Morton	8	119.6	96-168-6	57.1	1117	7	55	139.6
Tyler Shough	5	128.7	51-88-2	58.0	632	4	47	126.4
Myles Price	9	0.0	0-1-0	0.0	0	0	0	0.0
Total	11	127.7	293-478-16	61.3	3254	23	58	295.8
Opponents	11	130.3	197-342-6	57.6	2515	15	66	228.6

Receiving

Player	gp	no.	yds	avg	td	lg	avg/g
Myles Price	9	42	424	10.1	2	54	47.1
Xavier White	11	41	557	13.6	3	55	50.6
Jerand Bradley	10	35	483	13.8	4	47	48.3
Nehemiah Martinez	11	28	332	11.9	2	43	30.2
Loic Fouonji	11	23	290	12.6	3	39	26.4
Tahj Brooks	11	23	142	6.2	1	17	12.9
Trey Cleveland	10	22	344	15.6	0	58	34.4
SaRodorick Thompson	11	19	96	5.1	1	30	8.7
J.J. Sparkman	9	14	150	10.7	1	33	16.7
Mason Tharp	10	12	100	8.3	2	21	10.0
Brady Boyd	10	12	116	9.7	1	18	11.6
Baylor Cupp	10	11	122	11.1	2	24	12.2
Henry Teeter	10	5	56	11.2	1	23	5.6
Jordan Brown	6	3	18	6.0	0	10	3.0
Drew Hocutt	10	1	11	11.0	0	11	1.1
Haydon Wiginton	1	1	7	7.0	0	7	7.0
Tyler King	1	1	6	6.0	0	6	6.0
Total	11	293	3254	11.1	23	58	295.8
Opponents	11	197	2515	12.8	15	66	228.6

Game Records

Record	Overall	Home	Away	Neutral
ALL GAMES	6-5	5-1	1-4	0-0
CONFERENCE	4-4	3-1	1-3	0-0
NON-CONFERENCE	2-1	2-0	0-1	0-0

Team Statistics

	TTU	OPP
First Downs	287	213
Rushing	114	90
Passing	150	105
Penalty	23	18
Rushing Yardage	1661	1787
Rushing attempts	433	428
Average per rush	3.8	4.2
Average per game	151.0	162.5
TDs Rushing	21	16
Passing Yardage	3254	2515
Comp-Att-Int	293-478-16	197-342-6
Average per pass	6.8	7.4
Average per catch	11.1	12.8
Average per game	295.8	228.6
TDs Passing	23	15
Total offense	4915	4302
Average per play	5.4	5.6
Average per game	446.8	391.1
Kick returns: #-Yards	24-502	19-335
Punt returns: #-Yards	14-106	10-157
Int returns: #-Yards	6-36	16-257
Fumbles-Lost	16-4	10-7
Penalties-Yards	62-498	69-625
Punts-Avg	43-44.0	56-41.3
Time of possession / game	29:00	30:29
3rd-down conversion	63/175	66/171
4rd-down conversion	27/45	8/21
PAT-attempts	(41-41) 100%	(34-34) 100%
2-point conversion-attempts	(1-2) 50%	(1-1) 100%

Interceptions

Player	no.	yds	avg	td	lg
Reggie Pearson	2	36	18.0	0	25
Rayshad Williams	1	0	0.0	0	0
Kosi Eldridge	1	0	0.0	0	0
Dadrion Taylor-Demerson	1	0	0.0	0	0
Malik Dunlap	1	0	0.0	0	0
Total	6	36	6.0	0	25
Opponents	16	257	16.1	3	84

INDIVIDUAL STATISTICS

Field Goals

Player	fg	pct.	01-19	20-29	30-39	40-49	50-99	lg	blk
Trey Wolff	15-18	83.3	0-0	6-6	4-4	3-6	2-2	51	0
Gino Garcia	0-1	0.0	0-0	0-0	0-0	0-1	0-0	0	0
Opponents	20-25	80.0	0-0	7-7	7-10	6-8	0-0	48	2

Scoring

Player			PAT						
			kick	rush	rcv	pass	dxp		
Trey Wolff	-	15-18	34-34	-	-	-	-	-	79
Tahj Brooks	8	-	-	-	-	-	-	-	48
Donovan Smith	6	-	-	-	-	1	-	-	36
SaRodorick Thompson	5	-	-	-	-	-	-	-	30
Jerand Bradley	4	-	-	-	-	-	-	-	24
Xavier White	3	-	-	-	-	-	-	-	18
Loic Fouonji	3	-	-	-	-	-	-	-	18
Mason Tharp	2	-	-	-	1	-	-	-	14
Behren Morton	2	-	-	-	-	-	-	-	12
Nehemiah Martinez	2	-	-	-	-	-	-	-	12
Baylor Cupp	2	-	-	-	-	-	-	-	12
Tyler Shough	2	-	-	-	-	-	-	-	12
Myles Price	2	-	-	-	-	-	-	-	12
Gino Garcia	-	0-1	7-7	-	-	-	-	-	7
J.J. Sparkman	1	-	-	-	-	-	-	-	6
Brady Boyd	1	-	-	-	-	-	-	-	6
Henry Teeter	1	-	-	-	-	-	-	-	6
Total	44	15-19	41-41	0	1	1	0	0	352
Opponents	35	20-25	34-34	0	1	1	0	0	306

Score by Periods

Team	1st	2nd	3rd	4th	OT	TOT
Texas Tech	79	99	76	82	16	352
Opponents	69	78	49	100	10	306

Punting

Player	no.	yds	avg	lg	tb	fc	i20	50+	blk
Austin McNamara	43	1894	44.0	65	3	20	14	14	0
Total	43	1894	44.0	65	3	20	14	14	0
Opponents	56	2311	41.3	67	2	18	20	10	2

Punt Returns

Player	no.	yds	avg	td	lg
Myles Price	5	59	11.8	0	20
Drew Hocutt	4	25	6.3	0	19
Adrian Frye	3	7	2.3	0	5
Xavier White	2	15	7.5	0	13
Total	14	106	7.6	0	20
Opponents	10	157	15.7	1	82

Kick Returns

Player	no.	yds	avg	td	lg
Xavier White	14	316	22.6	0	36
Nehemiah Martinez	7	130	18.6	0	25
Jordan Brown	2	36	18.0	0	21
Tyrique Matthews	1	20	20.0	0	20
Total	24	502	20.9	0	36
Opponents	19	335	17.6	0	30

All Purpose

Player	g	rush	rcv	pr	kr	ir	total	avg/g
Xavier White	11	5	557	15	316	0	893	81.2
Tahj Brooks	11	575	142	0	0	0	717	65.2
SaRodorick Thompson	11	584	96	0	0	0	680	61.8
Myles Price	9	0	424	59	0	0	483	53.7
Jerand Bradley	10	0	483	0	0	0	483	48.3
Nehemiah Martinez	11	6	332	0	130	0	468	42.5
Trey Cleveland	10	0	344	0	0	0	344	34.4
Loic Fouonji	11	0	290	0	0	0	290	26.4
J.J. Sparkman	9	0	150	0	0	0	150	16.7
Cam'Ron Valdez	3	140	0	0	0	0	140	46.7
Baylor Cupp	10	0	122	0	0	0	122	12.2
Brady Boyd	10	0	116	0	0	0	116	11.6
Tyler Shough	5	114	0	0	0	0	114	22.8
Donovan Smith	11	110	0	0	0	0	110	10.0
Mason Tharp	10	0	100	0	0	0	100	10.0
Behren Morton	8	79	0	0	0	0	79	9.9
Bryson Donnell	2	72	0	0	0	0	72	36.0
Henry Teeter	10	0	56	0	0	0	56	5.6
Jordan Brown	6	0	18	0	36	0	54	9.0
Reggie Pearson	11	0	0	0	0	36	36	3.3
Drew Hocutt	10	0	11	25	0	0	36	3.6
Tyrique Matthews	11	0	0	0	20	0	20	1.8
Adrian Frye	7	0	0	7	0	0	7	1.0
Haydon Wiginton	1	0	7	0	0	0	7	7.0
Tyler King	1	0	6	0	0	0	6	6.0
Blake Bedwell	2	4	0	0	0	0	4	2.0
Total	11	1661	3254	106	502	36	5559	505.4
Opponents	11	1787	2515	157	335	257	5051	459.2

Total Offense

Player	g	plays	rush	pass	total	avg/g
Donovan Smith	11	296	110	1505	1615	146.8
Behren Morton	8	210	79	1117	1196	149.5
Tyler Shough	5	126	114	632	746	149.2
SaRodorick Thompson	11	111	584	0	584	53.1
Tahj Brooks	11	121	575	0	575	52.3
Cam'Ron Valdez	3	17	140	0	140	46.7
Bryson Donnell	2	16	72	0	72	36.0
Nehemiah Martinez	11	2	6	0	6	0.5
Xavier White	11	1	5	0	5	0.5
Blake Bedwell	2	2	4	0	4	2.0
Total	11	911	1661	3254	4915	446.8
Opponents	11	770	1787	2515	4302	391.1



## TEXAS TECH GAME-BY-GAME STATS

Date	Opponent	Rushing				Receiving				Passing				Kick Returns				Punt Returns				tot off
		no.	yds	td	lg	no.	yds	td	lg	cmp-att-int	yds	td	lg	no.	yds	td	lg	no.	yds	td	lg	
09/03/2022	Murray St.	29	133	3	24	27	472	6	39	27-36-1	472	6	39	2	71	0	36	5	55	0	19	605
09/10/2022	Houston	44	118	2	27	36	350	2	54	36-59-3	350	2	54	1	19	0	19	2	2	0	3	468
09/17/2022	at NC State	26	54	1	13	25	299	1	38	25-43-3	299	1	38	5	98	0	25	2	6	0	6	353
09/24/2022	Texas	44	148	2	19	37	331	2	35	37-55-0	331	2	35	3	66	0	25	1	20	0	20	479
10/01/2022	at Kansas St.	34	114	1	23	34	359	2	58	34-48-2	359	2	58	2	47	0	33	0	0	0	0	473
10/08/2022	at Oklahoma St.	41	148	2	19	39	379	2	36	39-63-1	379	2	36	2	33	0	19	0	0	0	0	527
10/22/2022	West Virginia	54	239	3	38	32	355	3	55	32-49-0	355	3	55	1	13	0	13	1	2	0	2	594
10/29/2022	Baylor	36	149	1	31	12	159	1	39	12-38-5	159	1	39	0	0	0	0	0	0	0	0	308
11/05/2022	at TCU	39	189	1	38	16	163	2	47	16-32-1	163	2	47	4	82	0	26	2	17	0	15	352
11/12/2022	Kansas	48	264	4	36	20	246	1	47	20-34-0	246	1	47	1	15	0	15	0	0	0	0	510
11/19/2022	at Iowa St.	38	105	1	15	15	141	1	29	15-21-0	141	1	29	3	58	0	21	1	4	0	4	246
Texas Tech		433	1661	21	38	293	3254	23	58	293-478-16	3254	23	58	24	502	0	36	14	106	0	20	4915
Opponents		428	1787	16	69	197	2515	15	66	197-342-6	2515	15	66	19	335	0	30	10	157	1	82	4302

## Texas Tech Averages

Games	Avg/ rush	Avg/ catch	Pass effc	KR avg	PR avg	All purpose avg/game	Total offense avg/game
11	3.8	11.1	127.7	20.9	7.6	505.4	446.8

Date	Opponent	Tackles				Sacks no-yds	Fumble		Pass Defense			blkd kick	PAT attempts			off		
		ua	a	total	tfl-yds		ff	fr-yds	int-yds	qbh	brup		kick	rush	rcv	saf	t/o	pts
09/03/2022	Murray St.	39	22	61	13.0-45	4-21	0	0-0	0-0	1	3	1	9-9	0	0	0	0	63
09/10/2022	Houston	42	14	56	4.0-21	2-16	1	1-0	1-11	5	4	0	3-3	0	0	0	0	33
09/17/2022	at NC State	32	34	66	7.0-23	2-11	1	1-0	0-0	4	4	0	2-2	0	0	0	0	14
09/24/2022	Texas	38	12	50	3.0-12	1-6	1	1-0	1-25	1	1	0	4-4	0	0	0	3	37
10/01/2022	at Kansas St.	37	6	43	5.0-31	3-23	2	1-0	0-0	5	0	0	2-2	0	1	0	0	28
10/08/2022	at Oklahoma St.	41	28	69	6.0-18	3-9	0	0-0	0-0	7	10	1	4-4	0	0	0	0	31
10/22/2022	West Virginia	39	20	59	6.0-22	1-8	1	1-0	3-0	3	2	0	6-6	0	0	0	17	48
10/29/2022	Baylor	63	20	83	7.0-20	1-6	0	1-0	0-0	4	1	0	2-2	0	0	0	7	17
11/05/2022	at TCU	41	36	77	10.0-41	4-23	0	0-0	0-0	2	2	0	3-3	0	0	0	0	24
11/12/2022	Kansas	44	8	52	7.0-38	3-23	1	1-8	1-0	3	4	1	4-4	0	0	0	3	43
11/19/2022	at Iowa St.	52	26	78	7.0-25	2-14	1	0-0	0-0	5	2	1	2-2	0	0	0	0	14
Texas Tech		468	226	694	75.0-296	26-160	8	7-8	6-36	40	33	4	41-41	0	1	0	30	352
Opponents		524	290	814	86.0-352	38-242	10	4-19	16-257	43	52	0	34-34	0	1	0	37	306

Date	Opponent	Punting										Field Goals			Kickoffs			
		no.	yds	avg	long	blkd	tb	fc	50+	i20	md-att	long	blkd	no.	yds	avg	tb	ob
09/03/2022	Murray St.	4	183	45.8	56	0	0	0	2	3	0-0	0	0	10	650	65.0	8	0
09/10/2022	Houston	4	178	44.5	53	0	0	2	1	2	2-4	47	0	5	293	58.6	2	0
09/17/2022	at NC State	6	247	41.2	50	0	0	3	1	1	0-0	0	0	3	195	65.0	3	0
09/24/2022	Texas	2	85	42.5	59	0	0	0	1	1	3-3	45	0	7	430	61.4	5	1
10/01/2022	at Kansas St.	3	136	45.3	60	0	1	1	1	1	2-3	51	0	4	255	63.8	2	1
10/08/2022	at Oklahoma St.	4	166	41.5	46	0	0	3	0	0	1-2	23	0	6	322	53.7	2	0
10/22/2022	West Virginia	2	108	54.0	65	0	1	0	1	1	2-2	46	0	9	578	64.2	7	0
10/29/2022	Baylor	2	96	48.0	53	0	0	1	1	1	1-1	33	0	4	260	65.0	4	0
11/05/2022	at TCU	6	282	47.0	55	0	1	2	4	3	1-1	29	0	4	239	59.8	0	0
11/12/2022	Kansas	3	140	46.7	63	0	0	2	2	0	3-3	51	0	8	474	59.3	3	0
11/19/2022	at Iowa St.	7	273	39.0	49	0	0	6	0	1	0-0	0	0	3	181	60.3	0	0
Texas Tech		43	1894	44.0	65	0	3	20	14	14	15-19	51	0	63	3877	61.5	36	2
Opponents		56	2311	41.3	67	2	2	18	10	20	20-25	48	2	63	4031	64.0	33	4

# OPPONENTS GAME-BY-GAME STATS

Date	Opponent	Rushing				Receiving				Passing				Kick Returns				Punt Returns				tot off
		no.	yds	td	lg	no.	yds	td	lg	cmp-att-int	yds	td	lg	no.	yds	td	lg	no.	yds	td	lg	
09/03/2022	Murray St.	41	50	0	11	9	208	1	54	9-23-0	208	1	54	2	40	0	30	1	0	0	0	258
09/10/2022	Houston	29	87	1	18	20	266	1	63	20-39-1	266	1	63	2	40	0	27	1	35	0	35	353
09/17/2022	at NC State	37	111	1	16	16	159	1	38	16-24-0	159	1	38	0	0	0	0	0	0	0	0	270
09/24/2022	Texas	30	151	2	40	20	277	2	39	20-30-1	277	2	39	1	30	0	30	1	7	0	7	428
10/01/2022	at Kansas St.	39	343	3	69	12	116	1	20	12-19-0	116	1	20	1	20	0	20	1	9	0	9	459
10/08/2022	at Oklahoma St.	41	137	3	14	22	297	1	32	22-45-0	297	1	32	3	71	0	30	1	7	0	7	434
10/22/2022	West Virginia	26	73	0	16	24	209	1	28	24-40-3	209	1	28	1	16	0	16	1	10	0	10	282
10/29/2022	Baylor	59	231	4	19	19	211	1	30	19-30-0	211	1	30	0	0	0	0	1	-4	0	0	442
11/05/2022	at TCU	51	234	1	50	12	195	2	38	12-23-0	195	2	38	4	55	0	20	3	93	1	82	429
11/12/2022	Kansas	32	242	1	63	20	283	3	66	20-33-1	283	3	66	3	36	0	19	0	0	0	0	525
11/19/2022	at Iowa St.	43	128	0	15	23	294	1	37	23-36-0	294	1	37	2	27	0	14	0	0	0	0	422
<b>Opponents</b>		<b>428</b>	<b>1787</b>	<b>16</b>	<b>69</b>	<b>197</b>	<b>2515</b>	<b>15</b>	<b>66</b>	<b>197-342-6</b>	<b>2515</b>	<b>15</b>	<b>66</b>	<b>19</b>	<b>335</b>	<b>0</b>	<b>30</b>	<b>10</b>	<b>157</b>	<b>1</b>	<b>82</b>	<b>4302</b>
<b>Texas Tech</b>		<b>433</b>	<b>1661</b>	<b>21</b>	<b>38</b>	<b>293</b>	<b>3254</b>	<b>23</b>	<b>58</b>	<b>293-478-16</b>	<b>3254</b>	<b>23</b>	<b>58</b>	<b>24</b>	<b>502</b>	<b>0</b>	<b>36</b>	<b>14</b>	<b>106</b>	<b>0</b>	<b>20</b>	<b>4915</b>

## Opponents Averages

Games	Avg/ rush	Avg/ catch	Pass effc	KR avg	PR avg	All purpose avg/game	Total offense avg/game
11	4.2	12.8	130.3	17.6	15.7	459.2	391.1

Date	Opponent	Tackles				Sacks	Fumble		Pass Defense			blkd	PAT attempts			off		
		ua	a	total	tfl-yds	no-yds	ff	fr-yds	int-yds	qbh	brup	kick	kick	rush	rcv	saf	t/o	pts
09/03/2022	Murray St.	47	10	57	2.0-17	1-13	1	0-0	1-0	1	2	0	1-1	0	0	0	0	10
09/10/2022	Houston	60	28	88	14.0-67	6-49	1	0-0	3-115	3	5	0	3-3	0	0	0	10	30
09/17/2022	at NC State	33	40	73	7.0-34	4-26	0	1-0	3-84	10	2	0	3-3	0	0	0	10	27
09/24/2022	Texas	61	40	101	8.0-16	2-3	2	0-0	0-0	3	6	0	4-4	0	0	0	0	34
10/01/2022	at Kansas St.	56	12	68	10.0-33	6-27	2	2-0	2-0	4	3	0	4-4	0	0	0	0	37
10/08/2022	at Oklahoma St.	53	32	85	14.0-43	4-21	1	0-0	1-13	12	9	0	3-3	0	1	0	3	41
10/22/2022	West Virginia	57	24	81	5.0-17	1-9	0	0-0	0-0	3	2	0	1-1	0	0	0	0	10
10/29/2022	Baylor	33	18	51	8.0-54	6-51	0	0-0	5-45	3	7	0	6-6	0	0	0	14	45
11/05/2022	at TCU	39	34	73	9.0-33	4-18	0	0-0	1-0	2	8	0	4-4	0	0	0	0	34
11/12/2022	Kansas	51	18	69	3.0-12	1-5	1	0-0	0-0	2	5	0	4-4	0	0	0	0	28
11/19/2022	at Iowa St.	34	34	68	6.0-26	3-20	2	1-19	0-0	0	3	0	1-1	0	0	0	0	10
Opponents		524	290	814	86.0-352	38-242	10	4-19	16-257	43	52	0	34-34	0	1	0	37	306
Texas Tech		468	226	694	75.0-296	26-160	8	7-8	6-36	40	33	4	41-41	0	1	0	30	352

Date	Opponent	Punting										Field Goals			Kickoffs			
		no.	yds	avg	long	blkd	tb	fc	50+	i20	md-att	long	blkd	no.	yds	avg	tb	ob
09/03/2022	Murray St.	12	474	39.5	57	1	0	1	3	2	1-1	31	0	3	203	67.7	1	0
09/10/2022	Houston	5	257	51.4	67	0	0	0	2	3	3-4	35	0	5	338	67.6	3	1
09/17/2022	at NC State	7	272	38.9	59	0	0	2	1	2	2-2	47	0	6	385	64.2	1	0
09/24/2022	Texas	3	130	43.3	48	0	0	1	0	1	2-2	48	0	6	373	62.2	1	1
10/01/2022	at Kansas St.	5	184	36.8	47	0	0	4	0	2	3-3	32	0	8	508	63.5	5	1
10/08/2022	at Oklahoma St.	5	206	41.2	50	1	0	2	1	3	4-4	42	0	9	580	64.4	5	1
10/22/2022	West Virginia	5	233	46.6	63	0	1	2	2	1	1-1	38	0	3	183	61.0	2	0
10/29/2022	Baylor	3	93	31.0	48	0	0	1	0	2	1-1	48	0	8	520	65.0	8	0
11/05/2022	at TCU	4	174	43.5	51	0	0	2	1	0	2-2	40	0	7	435	62.1	3	0
11/12/2022	Kansas	2	96	48.0	49	0	0	1	0	1	0-2	0	1	5	325	65.0	4	0
11/19/2022	at Iowa St.	5	192	38.4	45	0	1	2	0	3	1-3	36	1	3	181	60.3	0	0
<b>Opponents</b>		<b>56</b>	<b>2311</b>	<b>41.3</b>	<b>67</b>	<b>2</b>	<b>2</b>	<b>18</b>	<b>10</b>	<b>20</b>	<b>20-25</b>	<b>48</b>	<b>2</b>	<b>63</b>	<b>4031</b>	<b>64.0</b>	<b>33</b>	<b>4</b>
<b>Texas Tech</b>		<b>43</b>	<b>1894</b>	<b>44.0</b>	<b>65</b>	<b>0</b>	<b>3</b>	<b>20</b>	<b>14</b>	<b>14</b>	<b>15-19</b>	<b>51</b>	<b>0</b>	<b>63</b>	<b>3877</b>	<b>61.5</b>	<b>36</b>	<b>2</b>

# **GAME-BY-GAME INDIVIDUAL STATS | OFFENSE**

#2 Behren Morton	Comp	Att	Int	Pct	Yards	TD	Long	Sacked	Effic.
Murray St.	7	10	1	70.0	97	1	24	1-13	164.5
NC State	4	7	1	57.1	85	0	38	0-0	130.6
Oklahoma St.	39	62	1	62.9	379	2	36	4-21	121.7
West Virginia	28	45	0	62.2	325	2	55	1-9	137.6
Baylor	11	34	3	32.4	152	1	39	3-26	62.0
TCU	7	10	0	70.0	79	1	47	3-10	169.4
<b>Totals</b>	<b>96</b>	<b>168</b>	<b>6</b>	<b>57.1</b>	<b>1117</b>	<b>7</b>	<b>55</b>	<b>12-79</b>	<b>119.6</b>

#7 Donovan Smith	Comp	Att	Int	Pct	Yards	TD	Long	Sacked	Effic.
Murray St.	14	16	0	87.5	221	4	39	0-0	286.0
Houston	36	58	3	62.1	350	2	54	6-49	113.8
NC State	21	36	2	58.3	214	1	24	4-26	106.3
Texas	37	55	0	67.3	331	2	35	2-3	129.8
Kansas St.	34	48	2	70.8	359	2	58	6-27	139.1
Oklahoma St.	0	1	0	0.0	0	0	0	0-0	0.0
West Virginia	4	4	0	100.0	30	1	23	0-0	245.5
Baylor	0	2	1	0.0	0	0	0	0-0	-100.0
Kansas	0	1	0	0.0	0	0	0	0-0	0.0
<b>Totals</b>	<b>146</b>	<b>221</b>	<b>8</b>	<b>66.1</b>	<b>1505</b>	<b>12</b>	<b>58</b>	<b>18-105</b>	<b>133.9</b>

#12 Tyler Shough	Comp	Att	Int	Pct	Yards	TD	Long	Sacked	Effic.
Murray St.	6	10	0	60.0	154	1	39	0-0	222.4
Baylor	1	2	1	50.0	7	0	7	3-25	-20.6
TCU	9	22	1	40.9	84	1	33	1-8	78.9
Kansas	20	33	0	60.6	246	1	47	1-5	133.2
Iowa St.	15	21	0	71.4	141	1	29	3-20	143.5
<b>Totals</b>	<b>51</b>	<b>88</b>	<b>2</b>	<b>58.0</b>	<b>632</b>	<b>4</b>	<b>47</b>	<b>8-58</b>	<b>128.7</b>



# GAME-BY-GAME INDIVIDUAL STATS | OFFENSE

## Rushing

Player	No-Yds/TD	MUR	UH	NCSU	UT	KState	OSU	WVU	Baylor	TCU	KU	IowaSt
Tahj Brooks	121-575/7	6-50/3	17-78/1	4-4/0	12-36/0	10-39/0	4-8/0	17-107/2	16-98/0	10-59/0	16-51/1	9-45/0
SaRodorick Thompson	111-584/4	7-48/0	5-11/0	9-39/0	17-70/1	6-55/0	20-87/1	15-59/1	10-66/0	8-46/0	7-68/1	7-35/0
Donovan Smith	75-110/6	2-9/0	21-31/1	11--9/1	15-42/1	18-20/1	-	1-3/0	-	4-6/0	1-6/1	2-2/1
Behren Morton	42-79/2	3--15/0	-	2-20/0	-	DNP	17-53/1	8-17/0	6-6/1	6--2/0	DNP	DNP
Tyler Shough	38-114/2	1-17/0	DNP	DNP	DNP	DNP	DNP	DNP	4--21/0	7-9/1	12-76/1	14-33/0
Cam'Ron Valdez	17-140/0	DNP	DNP	DNP	DNP	DNP	DNP	DNP	DNP	3-71/0	11-66/0	3-3/0
Bryson Donnell	16-72/0	8-23/0	DNP	DNP	DNP	DNP	DNP	8-49/0	DNP	DNP	DNP	DNP
Nehemiah Martinez	2-6/0	-	-	-	-	-	-	1-6/0	-	1-0/0	-	-
Blake Bedwell	2-4/0	1-2/0	DNP	DNP	DNP	DNP	DNP	1-2/0	DNP	DNP	DNP	DNP
Xavier White	1-5/0	-	-	-	-	-	-	-	-	-	-	1-5/0

## Receiving

Player	No-Yds/TD	MUR	UH	NCSU	UT	KState	OSU	WVU	Baylor	TCU	KU	IowaSt
Myles Price	42-424/2	3-39/0	5-78/1	4-50/1	13-98/0	6-44/0	DNP	DNP	1-16/0	2-14/0	5-43/0	3-42/0
Xavier White	41-557/3	1-15/0	2-24/0	1-38/0	2-11/0	9-120/1	8-62/1	8-139/1	2-45/0	2-7/0	4-70/0	2-26/0
Jerand Bradley	35-483/4	6-108/2	6-50/0	2-14/0	2-26/0	-	8-119/1	3-42/0	2-44/0	2-54/1	DNP	4-26/0
Nehemiah Martinez	28-332/2	2-43/0	5-76/1	4-46/0	3-14/0	1-6/1	2-26/0	6-52/0	-	-	2-36/0	3-33/0
Loic Fouonji	23-290/3	4-110/2	3-30/0	2-28/0	-	3-24/0	2-14/0	3-25/1	-	1-7/0	5-52/0	-
Tahj Brooks	23-142/1	1-1/0	5-34/0	5-44/0	3-21/1	4-5/0	-	1-6/0	2-17/0	1-7/0	-	1-7/0
Trey Cleveland	22-344/0	2-24/0	3-21/0	1-13/0	1-35/0	3-98/0	9-100/0	2-18/0	-	DNP	1-35/0	-
SaRodorick Thompson	19-96/1	1-30/1	4-16/0	1-12/0	2--7/0	2-7/0	3-12/0	2-3/0	-	3-16/0	1-7/0	-
J.J. Sparkman	14-150/1	1-14/0	2-15/0	1-17/0	4-35/0	3-23/0	DNP	DNP	-	3-46/1	-	-
Brady Boyd	12-116/1	-	-	1-11/0	2-20/0	1-18/0	3-34/0	2-9/1	1-12/0	2-12/0	-	DNP
Mason Tharp	12-100/2	1-21/1	-	3-26/0	1-13/0	-	1-2/0	3-35/0	1-0/0	-	2-3/1	DNP
Baylor Cupp	11-122/2	1-20/0	1-6/0	DNP	4-65/1	-	1-0/0	1-3/0	2-24/0	-	-	1-4/1
Henry Teeter	5-56/1	1-23/0	-	-	DNP	-	1-6/0	1-23/0	1-1/1	-	-	1-3/0
Jordan Brown	3-18/0	DNP	DNP	DNP	DNP	2-14/0	1-4/0	-	DNP	-	-	-
Drew Hocutt	1-11/0	1-11/0	DNP	-	-	-	-	-	-	-	-	-
Haydon Wiginton	1-7/0	1-7/0	DNP	DNP	DNP	DNP	DNP	DNP	DNP	DNP	DNP	DNP
Tyler King	1-6/0	1-6/0	DNP	DNP	DNP	DNP	DNP	DNP	DNP	DNP	DNP	DNP

## DEFENSIVE STATISTICS

## Team Defense

			Tackles				Sacks	Pass defense			Fumbles		blkd	
##	Player	gp	ua	a	tot	tfl/yds	no-yds	int-yds	brup	qbh	fr-yds	ff	kick	saf
1	Krishon Merriweather	11	60	36	96	4.5-16	2-11	.	.	6	.	2	.	.
6	Kosi Eldridge	11	44	24	68	3.5-25	1.5-19	1-0	.	2	.	.	.	.
19	Tyree Wilson	10	36	25	61	14-68	7-47	.	.	8	1-0	1	.	.
25	Dadrion Taylor-Demerson	11	44	16	60	5-22	1-3	1-0	5	.	1-0	2	.	.
9	Marquis Waters	11	34	14	48	11.5-42	1-11	.	1	5	.	.	.	.
2	Reggie Pearson	11	34	10	44	.	.	2-36	4	.	1-0	.	.	.
95	Jaylon Hutchings	11	23	17	40	4.5-18	1.5-13	.	.	3	1-8	.	.	.
8	Jesiah Pierre	11	20	16	36	7-28	4.5-21	.	1	2	.	1	.	.
0	Rayshad Williams	11	21	7	28	1-2	.	1-0	7	.	1-0	.	.	.
24	Malik Dunlap	10	22	5	27	0.5-2	.	1-0	10	.	.	.	.	.
13	Jacob Rodriguez	11	15	11	26	2-4	.	.	.	3	.	1	.	.
97	Tony Bradford Jr.	11	16	8	24	8-33	4.5-27	.	.	3	.	.	1	.
96	Philip Blidi	11	13	5	18	4.5-13	2-7	.	.	1	.	.	.	.
32	Tyrique Matthews	11	8	6	14	3.5-10	.	.	.	.	1-0	.	.	.
43	Joseph Adedire	10	8	5	13	2-7	.	.	.	3	.	.	.	.
18	Tyler Owens	10	10	3	13	.	.	.	2	.	.	1	1	.
3	Kobee Minor	11	9	3	12	.	.	.	1	.	.	.	.	.
5	Myles Cole	11	6	4	10	0.5-1	.	.	.	2	.	.	1	.
7	Adrian Frye	7	9	.	9	1-1	.	.	1	.	.	.	.	.
42	Vidal Scott Jr.	11	4	3	7	1-3	.	.	.	.	.	.	.	.
11	Dimitri Moore	7	4	3	7	1-1	1-1	.	.	2	.	.	.	.
17	Isaac Smith	9	2	4	6	.	.	.	.	.	.	.	.	.
54	Bryce Ramirez	2	4	.	4	.	.	.	.	.	.	.	.	.
88	Baylor Cupp	10	2	.	2	.	.	.	.	.	.	.	.	.
51	Robert Wooten	8	1	1	2	.	.	.	.	.	.	.	.	.
35	Patrick Curley	11	2	.	2	.	.	.	.	.	.	.	.	.
50	Trent Low	6	2	.	2	.	.	.	.	.	.	.	.	.
16	Keyon Blankenbaker	11	2	.	2	.	.	.	.	.	.	.	.	.
28	Tahj Brooks	11	2	.	2	.	.	.	.	.	.	.	.	.
7	Donovan Smith	11	1	.	1	.	.	.	.	.	.	.	.	.
6	J.J. Sparkman	9	1	.	1	.	.	.	.	.	.	.	.	.
30	Jackson Knotts	11	1	.	1	.	.	.	.	.	.	.	.	.
52	Harvey Dyson III	2	1	.	1	.	.	.	.	.	.	.	.	.
19	Loic Fouonji	11	1	.	1	.	.	.	.	.	.	.	.	.
36	Trey Wolff	11	1	.	1	.	.	.	.	.	.	.	.	.
49	Charles Esters III	1	1	.	1	.	.	.	.	.	.	.	.	.
20	Nehemiah Martinez	11	1	.	1	.	.	.	.	.	.	.	1	.
38	Jett Whitfield	2	1	.	1	.	.	.	.	.	.	.	.	.
80	Mason Tharp	10	1	.	1	.	.	.	.	.	.	.	.	.
99	Sam Carrell	1	.	.	.	.	.	.	1	.	.	.	.	.
<b>Totals</b>		<b>11</b>	<b>468</b>	<b>226</b>	<b>694</b>	<b>75-296</b>	<b>26-160</b>	<b>6-36</b>	<b>33</b>	<b>40</b>	<b>7-8</b>	<b>8</b>	<b>4</b>	<b>0</b>
Opponents		11	524	290	814	86-352	38-242	16-257	52	43	4-19	10	0	0

# **GAME-BY-GAME INDIVIDUAL STATS | DEFENSE**

## **Total Tackles**

Player	S-A	Total	MUR	UH	NCSU	UT	KState	OSU	WVU	Baylor	TCU	KU	IowaSt
Krishon Merriweather	60-36	96	5-2	4-3	2-2	7-1	6-1	7-10	2-3	8-4	7-4	8-1	4-5
Kosi Eldridge	44-24	68	2-0	4-3	3-2	3-2	3-1	2-4	4-3	12-0	4-5	4-1	3-3
Tyree Wilson	36-25	61	3-3	3-1	6-5	5-1	4-2	2-2	2-2	6-4	4-4	1-1	DNP
Dadrion Taylor-Demerson	44-16	60	1-1	5-2	1-4	4-0	3-1	6-1	5-2	4-3	8-1	6-0	1-1
Marquis Waters	34-14	48	2-0	6-0	2-4	2-1	2-0	3-2	7-0	1-1	4-4	1-0	4-2
Reggie Pearson	34-10	44	2-1	2-0	0-3	4-1	5-0	3-0	3-1	4-1	2-2	4-0	5-1
Jaylon Hutchings	23-17	40	2-1	4-2	1-3	3-1	1-0	1-3	1-2	3-1	3-0	2-0	2-4
Jesiah Pierre	20-16	36	1-2	-	0-2	-	1-0	3-2	1-1	3-2	1-4	6-1	4-2
Rayshad Williams	21-7	28	3-0	2-1	0-1	3-1	0-1	3-0	1-1	1-1	1-1	4-0	3-0
Malik Dunlap	22-5	27	3-0	2-0	2-0	2-1	2-0	-	1-0	6-0	1-2	3-2	DNP
Jacob Rodriguez	15-11	26	0-4	-	2-2	1-0	1-0	1-1	4-0	3-2	0-2	2-0	1-0
Tony Bradford Jr.	16-8	24	2-1	1-0	0-1	1-2	1-0	0-1	1-2	5-0	1-0	1-0	3-1
Philip Blidi	13-5	18	3-1	2-1	2-2	-	2-0	2-1	-	2-0	-	-	-
Tyrique Matthews	8-6	14	1-1	-	3-2	-	-	2-0	1-0	-	0-1	0-1	1-1
Tyler Owens	10-3	13	1-0	-	1-0	1-0	1-0	2-1	DNP	-	1-1	-	3-1
Joseph Adedire	8-5	13	DNP	-	0-1	-	1-0	2-0	0-1	1-0	1-2	2-1	1-0
Kobee Minor	9-3	12	1-0	0-1	2-0	-	-	-	1-0	-	0-1	-	5-1
Myles Cole	6-4	10	1-2	-	1-0	0-1	2-0	-	0-1	-	-	-	2-0
Adrian Frye	9-0	9	-	-	DNP	DNP	DNP	DNP	2-0	-	-	-	7-0
Vidal Scott Jr.	4-3	7	-	-	2-0	-	-	-	-	1-0	1-1	-	0-2
Dimitri Moore	4-3	7	1-2	1-0	-	DNP	-	-	2-1	-	DNP	DNP	DNP
Isaac Smith	2-4	6	1-1	DNP	DNP	-	-	-	-	-	0-1	-	1-2
Bryce Ramirez	4-0	4	DNP	3-0	1-0	DNP	DNP	DNP	DNP	DNP	DNP	DNP	DNP
Baylor Cupp	2-0	2	-	-	DNP	-	-	-	-	1-0	-	-	1-0
Trent Low	2-0	2	1-0	-	-	-	DNP	DNP	DNP	-	1-0	DNP	DNP
Patrick Curley	2-0	2	-	-	-	1-0	-	-	-	-	1-0	-	-
Tahj Brooks	2-0	2	-	1-0	-	-	-	-	-	1-0	-	-	-
Keyon Blankenbaker	2-0	2	-	-	-	1-0	-	-	-	-	-	-	1-0
Robert Wooten	1-1	2	DNP	-	DNP	-	1-0	-	-	0-1	-	-	DNP
Jett Whitfield	1-0	1	1-0	DNP	DNP	DNP	DNP	DNP	-	DNP	DNP	DNP	DNP
Trey Wolff	1-0	1	-	-	-	-	-	1-0	-	-	-	-	-
Jackson Knotts	1-0	1	-	-	-	-	-	-	1-0	-	-	-	-
Charles Esters III	1-0	1	1-0	DNP	DNP	DNP	DNP	DNP	DNP	DNP	DNP	DNP	DNP
Harvey Dyson III	1-0	1	1-0	DNP	DNP	DNP	DNP	DNP	-	DNP	DNP	DNP	DNP
J.J. Sparkman	1-0	1	-	-	-	-	1-0	DNP	DNP	-	-	-	-
Mason Tharp	1-0	1	-	-	-	-	-	1-0	-	-	-	-	DNP
Nehemiah Martinez	1-0	1	-	1-0	-	-	-	-	-	-	-	-	-
Loic Fouonji	1-0	1	-	-	-	-	-	-	-	1-0	-	-	-
Donovan Smith	1-0	1	-	1-0	-	-	-	-	-	-	-	-	-



# GAME-BY-GAME INDIVIDUAL STATS | DEFENSE

## TACKLES FOR LOSS

Player	UA-A	Total	MUR	UH	NCSU	UT	KState	OSU	WVU	Baylor	TCU	KU	IowaSt
Tyree Wilson	11-6	14.0	2.0-9	-	3.5-13	0.5-3	2.0-16	1.0-6	0.5-4	2.0-8	2.5-9	-	DNP
Marquis Waters	9-5	11.5	-	-	0.5-1	1.5-4	1.0-6	1.0-2	3.0-6	0.5-1	1.5-7	1.0-11	1.5-4
Tony Bradford Jr.	7-2	8.0	1.5-10	-	-	0.5-3	1.0-7	-	-	3.0-9	-	1.0-1	1.0-3
Jesiah Pierre	5-4	7.0	-	-	-	-	-	1.0-1	-	-	2.5-11	2.0-12	1.5-4
Dadrion Taylor-Demerson	5-0	5.0	-	-	-	-	1.0-2	-	1.0-5	-	1.0-3	2.0-12	-
Philip Bliidi	4-1	4.5	3.0-9	1.5-4	-	-	-	-	-	-	-	-	-
Krishon Merriweather	3-3	4.5	0.5-3	-	-	-	-	1.0-2	-	1.0-2	1.0-2	0.5-1	0.5-6
Jaylon Hutchings	3-3	4.5	1.0-2	0.5-1	-	-	-	1.0-2	-	0.5-0	1.0-8	-	0.5-5
Kosi Eldridge	3-1	3.5	1.0-4	1.0-15	-	-	-	-	0.5-4	-	-	-	1.0-2
Tyrique Matthews	3-1	3.5	1.5-3	-	1.0-4	-	-	-	1.0-3	-	-	-	-
Joseph Adedire	1-2	2.0	DNP	-	0.5-1	-	-	1.0-5	-	-	-	0.5-1	-
Jacob Rodriguez	0-4	2.0	1.0-2	-	0.5-1	-	-	-	-	-	0.5-1	-	-
Adrian Frye	1-0	1.0	-	-	DNP	DNP	DNP	DNP	-	-	-	-	1.0-1
Dimitri Moore	1-0	1.0	-	1.0-1	-	DNP	-	-	-	-	DNP	DNP	DNP
Vidal Scott Jr.	1-0	1.0	-	-	1.0-3	-	-	-	-	-	-	-	-
Rayshad Williams	1-0	1.0	1.0-2	-	-	-	-	-	-	-	-	-	-
Myles Cole	0-1	0.5	0.5-1	-	-	-	-	-	-	-	-	-	-
Malik Dunlap	0-1	0.5	-	-	-	0.5-2	-	-	-	-	-	-	DNP

## SACKS

Player	UA-A	Total	MUR	UH	NCSU	UT	KState	OSU	WVU	Baylor	TCU	KU	IowaSt
Tyree Wilson	5-4	7	0.5-3	-	2-11	0.5-3	2-16	1-6	0.5-4	-	0.5-4	-	DNP
Jesiah Pierre	4-1	4.5	-	-	-	-	-	1-1	-	-	1.5-8	2-12	-
Tony Bradford Jr.	4-1	4.5	1-8	-	-	0.5-3	1-7	-	-	1-6	-	-	1-3
Philip Bliidi	2-0	2	2-7	-	-	-	-	-	-	-	-	-	-
Krishon Merriweather	1-2	2	0.5-3	-	-	-	-	1-2	-	-	-	-	0.5-6
Kosi Eldridge	1-1	1.5	-	1-15	-	-	-	-	0.5-4	-	-	-	-
Jaylon Hutchings	1-1	1.5	-	-	-	-	-	-	-	-	1-8	-	0.5-5
Marquis Waters	1-0	1	-	-	-	-	-	-	-	-	-	1-11	-
Dimitri Moore	1-0	1	-	1-1	-	DNP	-	-	-	-	DNP	DNP	DNP
Dadrion Taylor-Demerson	1-0	1	-	-	-	-	-	-	-	-	1-3	-	-

## Fumbles Forced

Player	Number	MUR	UH	NCSU	UT	KState	OSU	WVU	Baylor	TCU	KU	IowaSt
Krishon Merriweather	2	-	1	-	1	-	-	-	-	-	-	-
Dadrion Taylor-Demerson	2	-	-	1	-	1	-	-	-	-	-	-
Jesiah Pierre	1	-	-	-	-	-	-	-	-	-	1	-
Jacob Rodriguez	1	-	-	-	-	-	-	1	-	-	-	-
Tyler Owens	1	-	-	-	-	-	-	DNP	-	-	-	1
Tyree Wilson	1	-	-	-	-	1	-	-	-	-	-	DNP

## Fumbles Recovered

Player	Number	MUR	UH	NCSU	UT	KState	OSU	WVU	Baylor	TCU	KU	IowaSt
Rayshad Williams	1	-	-	-	-	-	-	-	1	-	-	-
Reggie Pearson	1	-	-	-	1	-	-	-	-	-	-	-
Tyree Wilson	1	-	-	-	-	1	-	-	-	-	-	DNP
Dadrion Taylor-Demerson	1	-	1	-	-	-	-	-	-	-	-	-
Tyrique Matthews	1	-	-	-	-	-	-	1	-	-	-	-
Jaylon Hutchings	1	-	-	-	-	-	-	-	-	-	1	-

# TEXAS TECH GAME HIGHS

## Texas Tech - Game Highs

RUSHES	54	West Virginia (10/22/2022)
YARDS RUSHING	264	Kansas (11/12/2022)
YARDS PER RUSH	5.5	Kansas (11/12/2022)
TD RUSHES	4	Kansas (11/12/2022)
PASS ATTEMPTS	63	at Oklahoma St. (10/08/2022)
PASS COMPLETIONS	39	at Oklahoma St. (10/08/2022)
YARDS PASSING	472	Murray St. (09/03/2022)
YARDS PER PASS	13.1	Murray St. (09/03/2022)
TD PASSES	6	Murray St. (09/03/2022)
TOTAL PLAYS	104	at Oklahoma St. (10/08/2022)
TOTAL OFFENSE	605	Murray St. (09/03/2022)
YARDS PER PLAY	9.3	Murray St. (09/03/2022)
POINTS	63	Murray St. (09/03/2022)
SACKS BY	4	Murray St. (09/03/2022)
	4	at TCU (11/05/2022)
FIRST DOWNS	35	Houston (09/10/2022)
PENALTIES	9	Murray St. (09/03/2022)
PENALTY YARDS	70	West Virginia (10/22/2022)
TURNOVERS	5	Baylor (10/29/2022)
PUNTS	7	at Iowa St. (11/19/2022)
PUNTING AVG	54.0	West Virginia (10/22/2022)
LONG PUNT	65	West Virginia (10/22/2022)
PUNTS INSIDE 20	3	Murray St. (09/03/2022)
	3	at TCU (11/05/2022)
LONG PUNT RETURN	20	Texas (09/24/2022)

## Texas Tech - Individual Game Highs

RUSHES	21	Donovan Smith vs Houston (09/10/2022)
YARDS RUSHING	107	Tahj Brooks vs West Virginia (10/22/2022)
TD RUSHES	3	Tahj Brooks vs Murray St. (09/03/2022)
LONG RUSH	38	Cam'Ron Valdez at TCU (11/05/2022)
	38	Bryson Donnell vs West Virginia (10/22/2022)
PASS ATTEMPTS	62	Behren Morton at Oklahoma St. (10/08/2022)
PASS COMPLETIONS	39	Behren Morton at Oklahoma St. (10/08/2022)
YARDS PASSING	379	Behren Morton at Oklahoma St. (10/08/2022)
TD PASSES	4	Donovan Smith vs Murray St. (09/03/2022)
LONG PASS	58	Donovan Smith at Kansas St. (10/01/2022)
RECEPTIONS	13	Myles Price vs Texas (09/24/2022)
YARDS RECEIVING	139	Xavier White vs West Virginia (10/22/2022)
TD RECEPTIONS	2	Loic Fouonji vs Murray St. (09/03/2022)
	2	Jerand Bradley vs Murray St. (09/03/2022)
LONG RECEPTION	58	Trey Cleveland at Kansas St. (10/01/2022)
PUNTS	7	Austin McNamara at Iowa St. (11/19/2022)
PUNTING AVG	54.0	Austin McNamara vs West Virginia (10/22/2022)
LONG PUNT	65	Austin McNamara vs West Virginia (10/22/2022)
PUNTS INSIDE 20	3	Austin McNamara at TCU (11/05/2022)
	3	Austin McNamara vs Murray St. (09/03/2022)
LONG PUNT RETURN	20	Myles Price vs Texas (09/24/2022)
LONG KICKOFF RETURN	36	Xavier White vs Murray St. (09/03/2022)
TACKLES	17	Krishon Merriweather at Oklahoma St. (10/08/2022)
SACKS	2	Jesiah Pierre vs Kansas (11/12/2022)
	2	Tyree Wilson at Kansas St. (10/01/2022)
	2	Tyree Wilson at NC State (09/17/2022)
	2	Philip Blidi vs Murray St. (09/03/2022)
TACKLES FOR LOSS	3.5	Tyree Wilson at NC State (09/17/2022)

## OPPONENT GAME HIGHS

### Opponent - Game Highs

RUSHES	59	Baylor (10/29/2022)
YARDS RUSHING	343	at Kansas St. (10/01/2022)
YARDS PER RUSH	8.8	at Kansas St. (10/01/2022)
TD RUSHES	4	Baylor (10/29/2022)
PASS ATTEMPTS	45	at Oklahoma St. (10/08/2022)
PASS COMPLETIONS	24	West Virginia (10/22/2022)
YARDS PASSING	297	at Oklahoma St. (10/08/2022)
YARDS PER PASS	9.2	Texas (09/24/2022)
TD PASSES	3	Kansas (11/12/2022)
TOTAL PLAYS	89	Baylor (10/29/2022)
TOTAL OFFENSE	525	Kansas (11/12/2022)
YARDS PER PLAY	8.1	Kansas (11/12/2022)
POINTS	45	Baylor (10/29/2022)
SACKS BY	6 6 6	at Kansas St. (10/01/2022) Baylor (10/29/2022) Houston (09/10/2022)
FIRST DOWNS	27	Baylor (10/29/2022)
PENALTIES	12	Houston (09/10/2022)
PENALTY YARDS	126	Houston (09/10/2022)
TURNOVERS	4	West Virginia (10/22/2022)
PUNTS	12	Murray St. (09/03/2022)
PUNTING AVG	51.4	Houston (09/10/2022)
LONG PUNT	67	Houston (09/10/2022)

### Opponent - Individual Game Highs

RUSHES	36	Richard Reese vs Baylor (10/29/2022)
YARDS RUSHING	190	Devin Neal vs Kansas (11/12/2022)
TD RUSHES	3 3	Richard Reese vs Baylor (10/29/2022) Adrian Martinez at Kansas St. (10/01/2022)
LONG RUSH	69 69	Deuce Vaughn at Kansas St. (10/01/2022) Adrian Martinez at Kansas St. (10/01/2022)
PASS ATTEMPTS	45	Spencer Sanders at Oklahoma St. (10/08/2022)
PASS COMPLETIONS	23 23	Hunter Dekkers at Iowa St. (11/19/2022) JT Daniels vs West Virginia (10/22/2022)
YARDS PASSING	297	Spencer Sanders at Oklahoma St. (10/08/2022)
TD PASSES	3	Jason Bean vs Kansas (11/12/2022)
LONG PASS	66	Jason Bean vs Kansas (11/12/2022)
RECEPTIONS	8	Xavier Hutchinson at Iowa St. (11/19/2022)
YARDS RECEIVING	120	Nathaniel Dell vs Houston (09/10/2022)
TD RECEPTIONS	1 1 1 1 1 1 1 1 1 1 1 1 1 1 1	Easton Dean at Iowa St. (11/19/2022) Luke Grimm vs Kansas (11/12/2022) Jared Casey vs Kansas (11/12/2022) Quentin Skinner vs Kansas (11/12/2022) Derius Davis at TCU (11/05/2022) Emari Demercado at TCU (11/05/2022) Hal Presley vs Baylor (10/29/2022) Bryce Ford-Wheaton vs West Virginia (10/22/2022) Bryson Green at Oklahoma St. (10/08/2022) Phillip Brooks at Kansas St. (10/01/2022) Xavier Worthy vs Texas (09/24/2022) Keilan Robinson vs Texas (09/24/2022) Demie Sumo-Karngbaye at NC State (09/17/2022) Matthew Golden vs Houston (09/10/2022) Jacob Bell vs Murray St. (09/03/2022)
LONG RECEPTION	66	Jared Casey vs Kansas (11/12/2022)
FIELD GOALS	4	Tanner Brown at Oklahoma St. (10/08/2022)
LONG FIELD GOALS	48 48	John Mayers vs Baylor (10/29/2022) Bert Auburn vs Texas (09/24/2022)
PUNTS	11	Lewis Halton vs Murray St. (09/03/2022)
PUNTING AVG	51.4	Laine Wilkins vs Houston (09/10/2022)



# GAME PARTICIPATION

##	Player	GP-GS	MUR	UH	NCSU	UT	KState	OSU	WVU	Baylor	TCU	KU	IowaSt
0	Rayshad Williams	11/11	START	START	START	START	START	START	START	START	START	START	START
0	Cam'Ron Valdez	3/0	...	...	...	...	...	...	...	...	XXX	XXX	XXX
1	Krishon Merriweather	11/11	START	START	START	START	START	START	START	START	START	START	START
1	Myles Price	9/8	START	START	START	START	START	...	...	XXX	START	START	START
2	Reggie Pearson	11/9	START	START	START	START	START	XXX	START	XXX	START	START	START
2	Behren Morton	8/4	XXX	XXX	XXX	XXX	...	START	START	START	START	...	...
3	Kobee Minor	11/0	XXX	XXX	XXX	XXX	XXX	XXX	XXX	XXX	XXX	XXX	XXX
4	SaRodorick Thompson	11/4	START	START	XXX	XXX	START	START	XXX	XXX	XXX	XXX	XXX
5	Chadarius Townsend	2/0	XXX	...	XXX	...	...	...	...	...	...	...	...
5	Myles Cole	11/1	XXX	XXX	XXX	START	XXX	XXX	XXX	XXX	XXX	XXX	XXX
6	Kosi Eldridge	11/11	START	START	START	START	START	START	START	START	START	START	START
6	J.J. Sparkman	9/3	XXX	XXX	XXX	START	START	...	...	XXX	XXX	START	XXX
7	Adrian Frye	7/2	START	XXX	...	...	...	...	XXX	XXX	XXX	XXX	START
7	Donovan Smith	11/4	XXX	START	START	START	START	XXX	XXX	XXX	XXX	XXX	XXX
8	Jesiah Pierre	11/10	START	START	START	START	XXX	START	START	START	START	START	START
9	Marquis Waters	11/8	START	START	XXX	START	START	XXX	START	START	START	XXX	START
9	Jerand Bradley	10/7	START	START	START	START	XXX	START	START	START	XXX	...	XXX
10	Trey Cleveland	10/5	XXX	XXX	START	XXX	START	START	XXX	START	...	XXX	START
10	Cameron White	0/0	...	...	...	...	...	...	...	...	...	...	...
11	Dimitri Moore	7/0	XXX	XXX	XXX	...	XXX	XXX	XXX	XXX	...	...	...
12	Tyler Shough	5/3	START	...	...	...	...	...	...	XXX	XXX	START	START
12	Jalon Peoples	2/0	XXX	...	...	...	...	...	XXX	...	...	...	...
13	Brady Boyd	10/0	XXX	XXX	XXX	XXX	XXX	XXX	XXX	XXX	XXX	XXX	...
13	Jacob Rodriguez	11/0	XXX	XXX	XXX	XXX	XXX	XXX	XXX	XXX	XXX	XXX	XXX
14	Xavier White	11/4	XXX	XXX	XXX	START	XXX	XXX	XXX	START	START	XXX	START
14	Hut Graham	0/0	...	...	...	...	...	...	...	...	...	...	...
15	Cole Boyd	3/0	XXX	...	XXX	XXX	...	...	...	...	...	...	...
15	Cameron Cantrell	0/0	...	...	...	...	...	...	...	...	...	...	...
16	Keyon Blankenbaker	11/0	XXX	XXX	XXX	XXX	XXX	XXX	XXX	XXX	XXX	XXX	XXX
16	Jaden Morris	0/0	...	...	...	...	...	...	...	...	...	...	...
17	Nate Floyd	1/0	XXX	...	...	...	...	...	...	...	...	...	...
17	Isaac Smith	9/0	XXX	...	...	XXX	XXX	XXX	XXX	XXX	XXX	XXX	XXX
17	Tavares Elston Jr.	0/0	...	...	...	...	...	...	...	...	...	...	...
18	Tyler Owens	10/1	XXX	XXX	XXX	XXX	XXX	START	...	XXX	XXX	XXX	XXX
19	Tyree Wilson	10/10	START	START	START	START	START	START	START	START	START	START	...
19	Loic Fouonji	11/2	START	START	XXX	XXX	XXX	XXX	XXX	XXX	XXX	XXX	XXX
20	Gage Elder	0/0	...	...	...	...	...	...	...	...	...	...	...
20	Nehemiah Martinez	11/3	XXX	XXX	XXX	START	XXX	START	START	XXX	XXX	XXX	XXX
21	Cameron Watts	0/0	...	...	...	...	...	...	...	...	...	...	...
21	Tyler King	1/0	XXX	...	...	...	...	...	...	...	...	...	...
22	Maurion Horn	0/0	...	...	...	...	...	...	...	...	...	...	...
22	Bryson Donnell	2/0	XXX	...	...	...	...	...	XXX	...	...	...	...
23	Landon Hullaby	1/0	...	...	...	...	...	...	XXX	...	...	...	...
24	Malik Dunlap	10/9	XXX	START	START	START	START	START	START	START	START	START	...
25	Blake Bedwell	2/0	XXX	...	...	...	...	...	XXX	...	...	...	...
25	Dadrion Taylor-Demerson	11/10	START	START	START	XXX	START	START	START	START	START	START	START
26	Jason Lloyd	2/0	XXX	...	...	...	...	...	XXX	...	...	...	...
26	Sammy Morris IV	1/0	XXX	...	...	...	...	...	...	...	...	...	...
27	Jon-Jon Davis	0/0	...	...	...	...	...	...	...	...	...	...	...
28	Tahj Brooks	11/6	XXX	XXX	START	XXX	XXX	XXX	START	START	START	START	START
29	Chief Collins	1/0	XXX	...	...	...	...	...	...	...	...	...	...
30	Jackson Knotts	11/0	XXX	XXX	XXX	XXX	XXX	XXX	XXX	XXX	XXX	XXX	XXX
31	Austin McNamara	11/0	XXX	XXX	XXX	XXX	XXX	XXX	XXX	XXX	XXX	XXX	XXX
31	Joseph Plunk	11/0	XXX	XXX	XXX	XXX	XXX	XXX	XXX	XXX	XXX	XXX	XXX
32	Tyrique Matthews	11/0	XXX	XXX	XXX	XXX	XXX	XXX	XXX	XXX	XXX	XXX	XXX
33	Matthew Young	0/0	...	...	...	...	...	...	...	...	...	...	...
34	Bryce Robinson	0/0	...	...	...	...	...	...	...	...	...	...	...
35	Patrick Curley	11/0	XXX	XXX	XXX	XXX	XXX	XXX	XXX	XXX	XXX	XXX	XXX
36	Trey Wolff	11/0	XXX	XXX	XXX	XXX	XXX	XXX	XXX	XXX	XXX	XXX	XXX
36	James Grando	0/0	...	...	...	...	...	...	...	...	...	...	...

# GAME PARTICIPATION

##	Player	GP-GS	MUR	UH	NCSU	UT	KState	OSU	WVU	Baylor	TCU	KU	IowaSt
37	Brook Honore	0/0	...	...	...	...	...	...	...	...	...	...	...
38	Jett Whitfield	2/0	XXX	...	...	...	...	...	XXX	...	...	...	...
39	Charles Robinson	2/0	XXX	...	...	...	...	...	XXX	...	...	...	...
40	Wesley Smith	5/0	...	...	...	...	...	...	XXX	XXX	XXX	XXX	XXX
41	Ty Kana	2/0	XXX	XXX	...	...	...	...	...	...	...	...	...
42	Vidal Scott Jr.	11/0	XXX	XXX	XXX	XXX	XXX	XXX	XXX	XXX	XXX	XXX	XXX
43	Henry Teeter	10/2	START	START	XXX	...	XXX	XXX	XXX	XXX	XXX	XXX	XXX
43	Joseph Adedire	10/4	...	XXX	XXX	XXX	XXX	START	XXX	START	XXX	START	START
45	Drew DeArman	0/0	...	...	...	...	...	...	...	...	...	...	...
46	Ben Roberts	2/0	...	...	...	...	XXX	XXX	...	...	...	...	...
47	Tanner Allen	0/0	...	...	...	...	...	...	...	...	...	...	...
48	Derrick Lewis II	0/0	...	...	...	...	...	...	...	...	...	...	...
49	Charles Esters III	1/0	XXX	...	...	...	...	...	...	...	...	...	...
50	Michael Shanahan	2/0	XXX	...	...	...	...	...	XXX	...	...	...	...
50	Trent Low	6/0	XXX	XXX	XXX	XXX	...	...	...	XXX	XXX	...	...
51	Robert Wooten	8/1	...	XXX	...	XXX	START	XXX	XXX	XXX	XXX	XXX	...
52	Harvey Dyson III	2/0	XXX	...	...	...	...	...	XXX	...	...	...	...
54	Bryce Ramirez	2/1	...	XXX	START	...	...	...	...	...	...	...	...
56	Dennis Wilburn	11/11	START	START	START	START	START	START	START	START	START	START	START
56	Jackson Baggett	3/0	XXX	...	...	...	...	...	XXX	...	...	XXX	...
58	Jack Tucker	0/0	...	...	...	...	...	...	...	...	...	...	...
61	Jacob Mauch	1/0	...	...	...	...	...	...	XXX	...	...	...	...
62	Kaden Weatherby	0/0	...	...	...	...	...	...	...	...	...	...	...
63	Erik Gray	0/0	...	...	...	...	...	...	...	...	...	...	...
64	Jurrien Loftin	0/0	...	...	...	...	...	...	...	...	...	...	...
65	Sheridan Wilson	0/0	...	...	...	...	...	...	...	...	...	...	...
66	Matt Keeler	11/2	XXX	XXX	XXX	XXX	XXX	XXX	START	START	XXX	XXX	XXX
68	Seth Martin	0/0	...	...	...	...	...	...	...	...	...	...	...
69	Caleb Rodkey	0/0	...	...	...	...	...	...	...	...	...	...	...
70	Weston Wright	10/10	START	START	...	START	START	START	START	START	START	START	START
71	Monroe Mills	8/8	START	START	START	START	START	START	...	...	...	START	START
72	Landon Peterson	8/8	START	START	START	START	START	START	START	START	...	...	...
73	Cade Briggs	2/0	XXX	...	...	...	...	...	XXX	...	...	...	...
74	Cole Spencer	0/0	...	...	...	...	...	...	...	...	...	...	...
75	Jacoby Jackson	10/4	XXX	...	START	XXX	XXX	XXX	XXX	XXX	START	START	START
76	Caleb Rogers	11/11	START	START	START	START	START	START	START	START	START	START	START
77	Ethan Carde	11/0	XXX	XXX	XXX	XXX	XXX	XXX	XXX	XXX	XXX	XXX	XXX
78	Larry Moore	0/0	...	...	...	...	...	...	...	...	...	...	...
79	Ty Buchanan	4/1	XXX	...	...	...	...	...	XXX	XXX	START	...	...
80	Mason Tharp	10/7	XXX	XXX	START	XXX	START	START	START	START	START	START	...
82	Drew Hocutt	10/0	XXX	...	XXX	XXX	XXX	XXX	XXX	XXX	XXX	XXX	XXX
83	Jack Esparza	0/0	...	...	...	...	...	...	...	...	...	...	...
84	Zack McCown	0/0	...	...	...	...	...	...	...	...	...	...	...
85	Coy Eakin	3/0	...	...	...	...	...	...	XXX	...	...	XXX	XXX
86	Jordan Brown	6/0	...	...	...	...	XXX	XXX	XXX	...	XXX	XXX	XXX
87	Haydon Wiginton	1/0	XXX	...	...	...	...	...	...	...	...	...	...
88	Baylor Cupp	10/4	XXX	XXX	...	XXX	XXX	XXX	START	XXX	START	START	START
89	Jayden York	11/0	XXX	XXX	XXX	XXX	XXX	XXX	XXX	XXX	XXX	XXX	XXX
90	Syncere Massey	0/0	...	...	...	...	...	...	...	...	...	...	...
91	Blake Burris	11/0	XXX	XXX	XXX	XXX	XXX	XXX	XXX	XXX	XXX	XXX	XXX
92	L.B. Moore	1/0	...	...	...	...	...	...	XXX	...	...	...	...
93	Trevon McAlpine	0/0	...	...	...	...	...	...	...	...	...	...	...
94	Gabe Oladipo	0/0	...	...	...	...	...	...	...	...	...	...	...
95	Jaylon Hutchings	11/11	START	START	START	START	START	START	START	START	START	START	START
96	Philip Blidi	11/0	XXX	XXX	XXX	XXX	XXX	XXX	XXX	XXX	XXX	XXX	XXX
97	Tony Bradford Jr.	11/11	START	START	START	START	START	START	START	START	START	START	START
98	E'Maurion Banks	1/0	XXX	...	...	...	...	...	...	...	...	...	...
99	Gino Garcia	3/0	XXX	XXX	...	...	...	...	XXX	...	...	...	...
99	Sam Carrell	1/0	XXX	...	...	...	...	...	...	...	...	...	...

GAME-BY-GAME STARTERS

OFFENSE

GAME	QB	RB	TE	X	Y	H	Z	LT	LG	C	RG	RT
Murray State	Shough	Thompson	Teeter	Bradley	Price	--	Fouonji	Rogers	Wright	Wilburn	Peterson	Mills
Houston	Smith	Thompson	Teeter	Bradley	Price	--	Fouonji	Rogers	Wright	Wilburn	Peterson	Mills
at NC State	Smith	Brooks	Tharp	Bradley	Price	--	Cleveland III	Rogers	Jackson	Wilburn	Peterson	Mills
Texas	Smith	--	White (WR)	Bradley	Price	Martinez	Sparkman	Rogers	Wright	Wilburn	Peterson	Mills
at Kansas State	Smith	Thompson	Tharp	Cleveland III	Price	--	Sparkman	Rogers	Wright	Wilburn	Peterson	Mills
at Oklahoma State	Morton	Thompson	Tharp	Bradley	Martinez	--	Cleveland III	Rogers	Wright	Wilburn	Peterson	Mills
West Virginia	Morton	Brooks	Tharp	Bradley	Martinez	Cupp (TE)	--	Rogers	Wright	Wilburn	Peterson	Keeler
Baylor	Morton	Brooks	Tharp	Bradley	White	--	Cleveland III	Rogers	Wright	Wilburn	Peterson	Keeler
at TCU	Morton	Brooks	Tharp	Price	White	Cupp (TE)	--	Rogers	Wright	Wilburn	Jackson	Buchanan
Kansas	Shough	Brooks	Tharp	Sparkman	Price	Cupp (TE)	--	Rogers	Wright	Wilburn	Jackson	Mills
at Iowa State	Shough	Brooks	Cupp	Cleveland III	White	--	Price	Rogers	Wright	Wilburn	Jackson	Mills
Oklahoma												

DEFENSE

GAME	NT	DT	EDGE	LB-WILL	LB-MIKE	OLB	==	CB	S	S	CB
Murray State	Hutchings	Bradford Jr.	Wilson	Eldridge	Merriweather	Pierre	Waters (STAR)	Williams	Taylor-Demerson	Pearson Jr.	Frye
Houston	Hutchings	Bradford Jr.	Wilson	Eldridge	Merriweather	Pierre	Waters (STAR)	Williams	Taylor-Demerson	Pearson Jr.	Dunlap
at NC State	Hutchings	Bradford Jr.	Wilson	Eldridge	Merriweather	Pierre	Ramirez (OLB)	Williams	Taylor-Demerson	Pearson Jr.	Dunlap
Texas	Hutchings	Bradford Jr.	Wilson	Eldridge	Merriweather	Pierre	Cole (DE)	Williams	Waters	Pearson Jr.	Dunlap
at Kansas State	Hutchings	Bradford Jr.	Wilson	Eldridge	Merriweather	Wooten	Waters (STAR)	Williams	Taylor-Demerson	Pearson Jr.	Dunlap
at Oklahoma State	Hutchings	Bradford Jr.	Wilson	Eldridge	Merriweather	Pierre	Adedire (DL)	Williams	Taylor-Demerson	Owens	Dunlap
West Virginia	Hutchings	Bradford Jr.	Wilson	Eldridge	Merriweather	Pierre	Waters (STAR)	Williams	Taylor-Demerson	Pearson Jr.	Dunlap
Baylor	Hutchings	Bradford Jr.	Wilson	Eldridge	Merriweather	Pierre	Adedire (DL)	Williams	Taylor-Demerson	Waters	Dunlap
at TCU	Hutchings	Bradford Jr.	Wilson	Eldridge	Merriweather	Pierre	Waters (STAR)	Williams	Taylor-Demerson	Pearson Jr.	Dunlap
Kansas	Hutchings	Bradford Jr.	Wilson	Eldridge	Merriweather	Pierre	Adedire (DL)	Williams	Taylor-Demerson	Pearson Jr.	Dunlap
at Iowa State	Hutchings	Bradford Jr.	Adedire	Eldridge	Merriweather	Pierre	Waters (STAR)	Williams	Taylor-Demerson	Pearson Jr.	Dunlap
Oklahoma											

CAREER STARTS

OFFENSE

PLAYER	2018	2019	2020	2021	2022	TOTAL	STREAK
Weston Wright	-	8	10	13	10	41	8
SaRodoric Thompson	-	7	10	6	4	27	-
Caleb Rogers	-	-	3	13	11	27	27
Myles Price	-	-	3	9	8	20	3
Mason Tharp	-	-	-	8	7	15	-
Dennis Wilburn	-	-	-	-	11	11	11
Tahj Brooks	-	-	-	4	6	10	5
Landon Peterson	-	-	-	1	8	9	-
Ethan Carde	-	-	7	2	-	9	-
Donovan Smith	-	-	-	4	4	8	-
Jerand Bradley	-	-	-	1	7	8	-
Monroe Mills	-	-	-	-	8	8	2
Tyler Shough	-	-	-	4	3	7	2
Trey Cleveland III	-	-	1	-	5	6	1
Xavier White	-	-	-	1	4	5	1
Jacoby Jackson	-	-	-	-	4	4	3
Baylor Cupp	-	-	-	-	4	4	3
Behren Morton	-	-	-	-	4	4	-
JJ Sparkman	-	-	-	-	3	3	-
Loic Fouonji	-	-	-	1	2	3	-
Henry Teeter	-	-	-	1	2	3	-
Nehemiah Martinez	-	-	-	-	3	3	-
Matt Keeler	-	-	-	-	2	2	-
Ty Buchanan	-	-	-	-	1	1	-

CAREER STARTS AMONG TRANSFERS

PLAYER	Previous School (Starts)	Starts at Tech	Career Total
Cole Spencer	Western Kentucky (44)	0	44
Cade Briggs	New Mexico (24)	0	24
Michael Shanahan	UT-Martin (20)	0	20
Tyler Shough	Oregon (7)	7	14
Baylor Cupp	Texas A&M (1)	4	5

DEFENSE

PLAYER	2018	2019	2020	2021	2022	TOTAL	STREAK
Jaylon Hutchings	-	10	10	13	11	44	44
Tyree Wilson	-	-	5	13	10	28	-
Krishon Merriweather	-	-	9	6	11	26	17
Adrian Frye	4	11	1	5	2	23	1
Tony Bradford Jr.	-	2	8	2	11	23	11
Rayshad Williams	-	-	-	12	11	23	23
Dadrion Taylor-Demerson	-	2	3	7	10	22	7
Reggie Pearson Jr.	-	-	-	10	9	19	3
Jesiah Pierre	-	-	-	3	10	13	6
Kosi Eldridge	-	-	1	1	11	13	11
Marquis Waters	-	-	-	4	8	12	1
Malik Dunlap	-	-	-	1	9	10	-
Joseph Adedire	-	-	-	-	4	4	2
Cam White	-	-	1	-	-	1	-
Bryce Ramirez	-	-	-	-	1	1	-
Myles Cole	-	-	-	-	1	1	-
Robert Wooten	-	-	-	-	1	1	-
Tyler Owens	-	-	-	-	1	1	-

CAREER STARTS AMONG TRANSFERS

PLAYER	Previous School (Starts)	Starts at Tech	Career Total
Marquis Waters	Duke (35)	12	47
Reggie Pearson Jr.	Wisconsin (13)	19	32
Keyon Blakenbaker	Wyoming (27)	0	27
Rayshad Williams	UCLA (8)	23	31
Tyree Wilson	Texas A&M (0)	28	28
Dimitri Moore	Vanderbilt/Missouri State (21)	0	21
Vidal Scott Jr.	Arkansas State (16)	0	16
Myles Cole	UL-Monroe (12)	1	13
Tyler Owens	Texas (1)	1	2

GAME-BY-GAME LEADERS

OPPONENT	PASSING YARDS	RUSHES	RUSH YARDS	RECEPTIONS	RECEIVING YARDS	TACKLES	TACKLES FOR LOSS	SACKS
Murray State	221 (Smith)	8 (Donnell)	50 (Brooks)	6 (Bradley)	110 (Fouonji)	7 (Merriweather)	3.0 (Blidi)	2.0 (Blidi)
Houston	350 (Smith)	21 (Smith)	78 (Brooks)	6 (Bradley)	78 (Price)	7 (Three players)	1.5 (Blidi)	1.0 (Moore, Eldridge)
N.C. State	214 (Smith)	11 (Smith)	39 (Thompson)	5 (Brooks)	50 (Price)	11 (Wilson)	3.5 (Wilson)	2.0 (Wilson)
Texas	331 (Smith)	17 (Thompson)	70 (Thompson)	13 (Price)	98 (Price)	8 (Merriweather)	1.5 (Waters)	0.5 (Wilson, Bradford Jr.)
Kansas State	359 (Smith)	18 (Smith)	55 (Thompson)	9 (White)	120 (White)	7 (Merriweather)	2.0 (Wilson)	2.0 (Wilson)
Oklahoma State	379 (Morton)	20 (Thompson)	87 (Thompson)	9 (Cleveland)	119 (Bradley)	17 (Merriweather)	1.0 (6 players)	3.0 (3 players)
West Virginia	325 (Morton)	17 (Brooks)	107 (Brooks)	8 (White)	139 (White)	7 (Three players)	3.0 (Waters)	0.5 (Eldridge, Wilson)
Baylor	152 (Morton)	16 (Brooks)	98 (Brooks)	2 (Four players)	45 (White)	12 (Eldridge, Merriweather)	3.0 (Bradford Jr.)	1.0 (Bradford Jr.)
TCU	79 (Morton)	10 (Brooks)	71 (Valdez)	3 (Two players)	54 (Bradley)	11 (Merriweather)	2.5 (Pierre)	1.5 (Pierre)
Kansas	246 (Shough)	16 (Brooks)	76 (Shough)	5 (Two players)	70 (White)	9 (Merriweather)	2.0 (Two players)	2.0 (Pierre)
Iowa State	141 (Shough)	14 (Shough)	45 (Brooks)	4 (Bradley)	42 (Price)	9 (Merriweather)	1.5 (Two players)	1.0 (Bradford Jr.)
Oklahoma								

MISCELLANEOUS TRENDS

OPENING DRIVE - OFFENSE

OPPONENT	1st	2nd
	Half	Half
Murray State	Touchdown	Touchdown
Houston	Field Goal	Punt
at N.C. State	Punt	Punt
Texas	Touchdown	Turnover on Downs
at Kansas State	Punt	Punt
at Oklahoma State	Touchdown	Touchdown
West Virginia	Touchdown	Touchdown
Baylor	Turnover on Downs	Interception
at TCU	Punt	Punt
Kansas	Touchdown	Punt
at Iowa State	Fumble	Punt
Oklahoma	--	--

OPENING DRIVE - DEFENSE

OPPONENT	1st	2nd
	Half	Half
Murray State	Punt	Punt
Houston	Punt	Touchdown
at N.C. State	Punt	Punt
Texas	Touchdown	Turnover on Downs
at Kansas State	Touchdown	Punt
at Oklahoma State	Touchdown	Field Goal
West Virginia	Punt	Interception
Baylor	Turnover on Downs	Touchdown
at TCU	Turnover on Downs	Punt
Kansas	Touchdown	Missed FG
at Iowa State	Missed FG	Punt
Oklahoma	--	---

RED RAIDERS ON COIN FLIPS

OPPONENT	Coin		Result
	Flip	Decision	
Murray State	L	Opp. Received	W, 63-10
Houston	L	Opp. Deferred	W, 33-30
at N.C. State	L	Opp. Deferred	L, 27-14
Texas	W	Deferred	W, 37-34 (OT)
at Kansas State	L	Opp. Received	L, 37-28
at Oklahoma State	W	Received	L, 41-31
West Virginia	L	Opp. Deferred	W, 48-10
Baylor	W	Deferred	L, 45-17
at TCU	L	Opp. Deferred	L, 34-24
Kansas	L	Opp. Deferred	W, 43-28
at Iowa State	L	Opp. Deferred	W, 14-10
Oklahoma	-	--	--

GAME-OPENING DRIVES

OPPONENT	TEXAS TECH			OPPONENTS		
	PTS	PLAYS	YDS	PTS	PLAYS	YDS
Murray State	7	4	94	0	6	18
Houston	3	9	68	0	3	9
at N.C. State	0	3	1	0	5	19
Texas	7	18	75	7	3	27
at Kansas State	0	5	9	7	2	75
at Oklahoma State	7	11	75	7	2	34
West Virginia	7	8	75	0	3	3
Baylor	0	7	18	0	10	33
at TCU	0	3	3	0	10	60
Kansas	7	8	75	7	4	75
at Iowa State	0	3	12	0	4	3
Oklahoma	-	-	-	-	-	-

SECOND HALF OPENING DRIVES

OPPONENT	TEXAS TECH			OPPONENTS		
	PTS	PLAYS	YDS	PTS	PLAYS	YDS
Murray State	7	5	63	0	3	-1
Houston	0	7	22	7	6	67
at N.C. State	0	7	22	0	3	1
Texas	0	4	5	0	4	8
at Kansas State	0	6	15	0	3	0
at Oklahoma State	7	8	65	3	12	58
West Virginia	7	2	58	0	3	-8
Baylor	0	2	-7	7	7	34
at TCU	0	3	3	0	3	1
Kansas	0	5	6	0	14	56
at Iowa State	0	3	5	0	6	31
Oklahoma	-	-	-	-	-	-

GIVEAWAYS/TAKEAWAYS

OPPONENT	GIVEAWAY			TAKEAWAY			Dif.
	Fum	Int	Tot	Fum	Int	Tot	
Murray State	0	1	1	0	0	0	-1
Houston	0	3	3	1	1	2	-1
at N.C. State	1	3	4	1	0	1	-2
Texas	0	0	0	1	1	2	+2
at Kansas State	2	2	4	1	0	1	-3
at Oklahoma State	0	1	1	0	0	0	-1
West Virginia	0	0	0	1	3	4	+4
Baylor	0	5	5	1	0	1	-4
at TCU	0	1	1	0	0	0	-1
Kansas	0	0	0	1	1	2	+2
at Iowa State	1	0	1	0	0	1	-1
Oklahoma	-	-	-	-	-	-	-
TOTALS	-	-	-	-	-	-	-

SCORING DRIVE ANALYSIS

YARDAGE	TEXAS TECH		OPPONENTS	
	TD	FG	TD	FG
No Drive	--	--	2	--
Negative Yards	--	--	--	--
0-9	1	--	--	1
10-19	--	--	--	2
20-29	2	1	3	4
30-39	4	2	4	1
40-49	2	6	2	4
50-59	3	2	3	1
60-69	7	3	5	4
70-79	14	1	12	2
80-89	6	--	2	--
90-99	4	--	--	--
TOTALS	44	15	33	19

THREE-AND-OUTS

OPPONENT	TEXAS TECH	OPPONENTS
	3-&-Outs/Drives	3-&-Outs/Drives
Murray State	3/15	10/15
Houston	2/16	2/16
at N.C. State	4/13	5/13
Texas	2/12	2/12
at Kansas State	1/15	4/14
at Oklahoma State	4/14	3/14
West Virginia	1/13	3/12
Baylor	2/14	1/12
at TCU	2/14	3/13
Kansas	1/13	1/12
at Iowa State	5/11	0/11
Oklahoma	-/-	-/-
TOTALS	27/148	34/144

SPECIAL TEAMS TACKLES

(All tackles on Special Teams coverage)			
Player	Total	KO	Punt
Knotts, Jackson	1	0	1
Merriweather, Krishon	2	2	0
Owens, Tyler	5	3	2
Martinez, Nehemiah	1	1	0
Ramirez, Bryce	1	1	0
Curley, Patrick	2	1	1
Matthews, Tyrique	2	1	1
Sparkman, JJ	1	1	0
Pearson, Reggie	1	1	0
Wolff, Trey	1	1	0
Frye, Adrian	1	1	0
Low, Trent	1	1	0
Smith, Isaac	1	0	1
Williams, Rayshad	1	0	1
Rodriguez, Jacob	2	2	0
Taylor-Demerson, Dadrion	1	1	0
Blankenbaker, Keyon	1	1	0
TOTALS	25	18	7



TEXAS TECH SCORING DRIVES

Murray State <i>drive superlatives →</i>	No. of Plays	Total Yards	Drive Time	Type of Score	Score QTR/Time	Scoring Play
	4	94	1:20	TD	1st/10:34	Founji 30 yard rec
	4	59	1:07	TD	1st/7:28	Brooks 14 yard run
	11	75	2:54	TD	2nd/14:35	Bradley 30 yard rec
	1	39	0:16	TD	2nd/13:39	Founji 39 yard rec
	8	32	3:01	TD	2nd/8:30	Brooks 3 yard run
	6	80	1:59	TD	2nd/2:26	Brooks 23 yard run
	5	63	2:12	TD	3rd/12:38	Thompson 30 yard rec
	3	47	0:59	TD	3rd/9:34	Bradley 14 yard rec
	2	35	0:27	TD	4th/13:40	Tharp 21 yard rec
Houston	Plays	Yards	Time	Score	QTR/Time	Scoring Play
	9	68	3:34	FG	1st/11:26	Wolff 25 yard FG
	4	65	1:07	TD	2nd/10:10	Martinez 43 yard rec
	4	69	0:41	TD	2nd/0:18	Price 54 yard rec
	6	46	0:34	FG	4th/0:03	Wolff 47 yard FG
	6	25	0:00	TD	OT 1	Brooks 4 yard run
	4	25	0:00	TD	OT 2	Smith 9 yard run
N.C. State	Plays	Yards	Time	Score	QTR/Time	Scoring Play
	4	60	1:14	TD	2nd/0:50	Price 24 yard rec
	12	75	3:34	TD	4th/10:46	Smith 3 yard run
Texas	Plays	Yards	Time	Score	QTR/Time	Scoring Play
<i>most plays/time →</i>	18	75	7:55	TD	1st/5:41	Smith 4 yard run
	13	83	4:46	TD	2nd/12:06	Brooks 17 yard rec
	15	59	4:32	FG	3rd/8:16	Wolff 27 yard FG
	10	75	2:32	TD	3rd/1:55	Thompson 1 yard run
	5	30	1:29	TD	4th/7:54	Cupp 19 yard rec
	11	56	5:05	FG	4th/0:21	Wolff 45 yard FG
	5	23	0:00	FG	OT	Wolff 20 yard FG
Kansas State	Plays	Yards	Time	Score	QTR/Time	Scoring Play
	9	86	2:43	TD	2nd/1:24	Martinez 6 yard rec
	4	37	0:21	FG	2nd/0:00	Wolff 51 yard FG
	8	46	2:42	FG	3rd/2:42	Wolff 39 yard FG
	7	75	2:56	TD	3rd/3:08	White 12 yard rec
	13	75	3:31	TD	4th/2:23	Smith 3 yard run
Oklahoma State	Plays	Yards	Time	Score	QTR/Time	Scoring Play
	11	75	2:43	TD	1st/12:17	Bradley 27 yard rec
	10	81	2:11	TD	1st/0:20	Morton 9 yard run
	8	64	2:06	TD	2nd/12:33	White 4 yard rec
<i>most plays →</i>	18	70	6:43	FG	2nd/0:35	Wolff 23 yard FG
	8	65	2:43	TD	3rd/8:42	Thompson 2 yard run
West Virginia	Plays	Yards	Time	Score	QTR/Time	Scoring Play
	8	75	1:37	TD	1st/13:23	Brooks 19 yard run
	16	80	3:44	TD	1st/8:35	Brooks 1 yard run
	12	47	3:20	FG	2nd/12:25	Wolff 46 yard FG
	2	58	0:41	TD	3rd/13:14	White 55 yard rec
	12	91	3:07	TD	3rd/6:56	Fouonji 12 yard rec
	8	50	2:14	TD	4th/14:46	Thompson 13 yard run
	8	48	2:42	FG	4th/11:58	Wolff 26 yard FG
	14	84	7:48	TD	4th/2:33	Boyd 2 yard rec
Baylor	Plays	Yards	Time	Score	QTR/Time	Scoring Play
	6	48	1:33	FG	2nd/8:09	Wolff 33 yard FG
	15	75	3:35	TD	3rd/7:34	Teeter 1 yard rec
	8	41	2:09	TD	3rd/2:46	Morton 8 yard run
TCU	Plays	Yards	Time	Score	QTR/Time	Scoring Play
	3	80	0:41	TD	1st/5:13	Bradley 47 yard rec
	9	43	3:28	FG	1st/0:00	Wolff 29 yard FG
	9	77	2:36	TD	3rd/8:38	Sparkman 33 yard rec
<i>T-most yards →</i>	7	96	1:48	TD	4th/1:46	Shough 3 yard run
Kansas	Plays	Yards	Time	Score	QTR/Time	Scoring Play
	8	75	3:09	TD	1st/11:51	Smith 3 yard run
	12	60	3:47	FG	1st/5:53	Wolff 33 yard FG
	6	76	2:26	TD	1st/0:48	Thompson 37 yard run
	12	61	3:51	TD	2nd/9:36	Tharp 1 yard rec
	3	35	0:10	FG	2nd/0:03	Wolff 51 yard FG
	9	79	3:40	TD	3rd/14:52	Shough 9 yard run
	9	63	3:47	FG	4th/4:19	Wolff 30 yard FG
	3	8	0:36	TD	4th/3:33	Brooks 5 yard run
Iowa State	Plays	Yards	Time	Score	QTR/Time	Scoring Play
<i>T-most yards →</i>	14	96	5:05	TD	2nd/12:23	Smith 1 yard run
	13	77	5:02	TD	4th/6:10	Cupp 4 yard rec
Oklahoma	Plays	Yards	Time	Score	QTR/Time	Scoring Play

OPPONENT SCORING DRIVES

Murray State <i>drive superlatives →</i>	No. of Plays	Total Yards	Drive Time	Type of Score	Score QTR/Time	Scoring Play
	9	62	4:59	FG	1st/2:29	Baum 31 yard FG
	4	75	1:06	TD	2nd/13:29	Bell 54 yard rec
Houston	Plays	Yards	Time	Score	QTR/Time	Scoring Play
	7	12	1:49	FG	2nd/11:17	Baxa 24 yard FG
	4	67	1:36	TD	3rd/13:24	Campbell 2 yard run
	4	3	0:20	FG	4th/0:37	Baxa 35 yard FG
	5	25	0:00	TD	OT 1	Golden 15 yard rec
	7	22	0:00	FG	OT 2	Baxa 20 yard FG
N.C. State	Plays	Yards	Time	Score	QTR/Time	Scoring Play
	7	1	3:35	FG	1st/7:39	Dunn 29 yard FG
	6	26	3:27	FG	1st/2:29	Dunn 47 yard FG
	4	43	1:41	TD	2nd/10:13	Sumo-Karngbaye 14 yard run
	1	38	0:08	TD	4th/14:20	Sumo-Karngbaye 38 yard rec
Texas	Plays	Yards	Time	Score	QTR/Time	Scoring Play
	3	63	1:24	TD	1st/13:36	K. Robinson 35 yard rec
	10	43	3:49	FG	1st/1:52	Auburn 40 yard FG
	6	69	2:29	TD	2nd/6:07	Worthy 39 yard rec
<i>most yards →</i>	12	82	4:11	TD	2nd/0:24	B. Robinson 8 yard run
	8	75	3:49	TD	3rd/4:27	B. Robinson 40 yard run
	4	46	0:21	FG	4th/0:00	Auburn 48 yard FG
Kansas State	Plays	Yards	Time	Score	QTR/Time	Scoring Play
	2	75	0:40	TD	1st/14:20	Martinez 18 yard run
<i>most time →</i>	14	72	7:50	FG	1st/4:57	Tennant 29 yard FG
	6	25	3:01	FG	1st/0:24	Tennant 26 yard FG
	2	77	1:03	TD	3rd/6:04	Brooks 18 yard rec
	3	76	1:16	TD	4th/13:34	Martinez 69 yard run
	6	26	2:36	FG	4th/9:07	Tennant 32 yard FG
	4	27	2:33	TD	4th/5:54	Martinez 12 yard run
Oklahoma State	Plays	Yards	Time	Score	QTR/Time	Scoring Play
	2	34	0:29	TD	1st/11:48	Green 32 yard rec
	6	63	1:29	TD	1st/5:03	Sanders 14 yard run
	7	43	1:28	FG	1st/2:31	Brown 42 yard FG
<i>most plays →</i>	16	68	5:15	FG	2nd/7:18	Brown 22 yard FG
	12	58	3:35	FG	3rd/11:25	Brown 34 yard FG
	7	53	2:19	TD	3rd/3:18	Sanders 2 yard run
	7	12	2:12	FG	3rd/0:03	Brown 24 yard FG
	11	57	3:50	TD	4th/2:27	Richardson 7 yard run
West Virginia	Plays	Yards	Time	Score	QTR/Time	Scoring Play
<i>most time →</i>	15	61	7:50	FG	1st/0:45	Legg 46 yard FG
	6	75	1:51	TD	3td/5:05	Ford-Wheaton 28 yard rec
Baylor	Plays	Yards	Time	Score	QTR/Time	Scoring Play
	9	30	4:06	FG	1st/4:39	Mayers 48 yard FG
	9	75	4:30	TD	2nd/3:39	Reese 1 yard run
	10	74	1:38	TD	2nd/0:13	Reese 2 yard run
	7	34	3:07	TD	3rd/11:09	Presley 9 yard rec
	11	75	5:00	TD	4th/12:46	Reese 1 yard run
	3	26	1:38	TD	4th/0:45	Jones 17 yard run
TCU	Plays	Yards	Time	Score	QTR/Time	Scoring Play
	7	54	2:54	FG	2nd/11:58	Kell 40 yard FG
	11	71	3:55	FG	2nd/0:09	Kell 30 yard FG
	10	81	4:12	TD	4th/13:25	Miller 2 yard run
	3	34	1:28	TD	4th/10:53	Davis 23 yard rec
	6	45	3:42	TD	4th/5:46	Demarcado 16 yard rec
Kansas	Plays	Yards	Time	Score	QTR/Time	Scoring Play
	4	75	2:11	TD	1st/9:40	Casey 66 yard rec
	7	77	3:52	TD	2nd/5:44	Bean 16 yard run
	4	73	1:47	TD	2nd/2:31	Grimm 3 yard rec
	6	60	1:38	TD	4th/8:06	Skinner 20 yard rec
Iowa State	Plays	Yards	Time	Score	QTR/Time	Scoring Play
	13	63	5:40	FG	2nd/6:38	Nettles 36 yard FG
	7	53	2:59	TD	4th/11:18	Dean 24 yard rec
Oklahoma	Plays	Yards	Time	Score	QTR/Time	Scoring Play

EXPLOSIVE PLAYS - 20-PLUS YARDS

Yards	Opponent	Play	Result
58	K-State	Pass from Smith to Cleveland	First Down
55	West Virginia	Pass from Morton to White	Touchdown
54	Houston	Pass from Smith to Price	Touchdown
47	Kansas	Pass from Shough to White	First Down
47	TCU	Pass from Morton to Bradley	Touchdown
43	Houston	Pass from Smith to Martinez	Touchdown
39	Baylor	Pass from Morton to White	First Down
39	Murray State	Pass from Shough to Bradley	First Down
39	Murray State	Pass from Smith to Fouonji	Touchdown
38	TCU	Valdez rush	First Down
38	West Virginia	Donnell rush	First Down
38	NC State	Pass from Morton to White	First Down
36	Kansas	Thompson rush	Touchdown
36	Oklahoma State	Pass from Morton to Cleveland	First Down
36	Murray State	Kick Return from Xavier White	--
35	Kansas	Pass from Shough to Cleveland	First Down
35	Texas	Pass from Smith to Cleveland	First Down
35	Murray State	Kick Return from Xavier White	--
34	Kansas	Pass from Shough to Martinez	First Down
33	TCU	Pass from Shough to Sparkman	Touchdown
33	Murray State	Pass from Shough to Fouonji	First Down
31	Baylor	Brooks rush	First Down
31	Oklahoma State	Pass from Morton to Bradley	First Down
20	TCU	Valdez rush	First Down
30	Murray State	Pass from Shough to Fouonji	Touchdown
30	Murray State	Pass from Smith to Bradley	Touchdown
30	Murray State	Pass from Smith to Thompson	Touchdown
29	Iowa State	Pass from Shough to White	First Down
29	West Virginia	Pass from Morton to White	First Down
28	Iowa State	Pass from Shough to Price	First Down
27	Baylor	Pass from Morton to Bradley	First Down
27	West Virginia	Pass from Morton to White	First Down
27	Oklahoma State	Pass from Morton to Bradley	Touchdown
27	Houston	Smith rush	First Down
26	K-State	Smith rush	First Down
26	Texas	Pass from Smith to Price	First Down
25	K-State	Pass from Smith to White	First Down
24	TCU	Rush from Thompson	First Down
24	Texas	Pass from Smith to Cupp	First Down
24	NC State	Pass from Smith to Price	Touchdown
24	Murray State	Rush from Thompson	First Down
24	Murray State	Pass from Morton to Martinez	First Down
23	West Virginia	Pass from Smith to Teeter	First Down
23	K-State	Thompson rush	First Down
23	Murray State	Pass from Shough to Teeter	First Down
23	Murray State	Brooks rush	Touchdown
21	Iowa State	Pass from Shough to Martinez	First Down
21	TCU	Brooks rush	First Down
21	Oklahoma State	Pass from Morton to Bradley	First Down
21	Murray State	Pass from Morton to Tharp	Touchdown
21	Houston	Pass from Smith to Bradley	First Down
22	Houston	Smith rush	First Down
22	K-State	Pass from Smith to White	First Down
20	West Virginia	Brooks rush	First Down
20	Oklahoma State	Pass from Morton to Cleveland	First Down
20	Murray State	Pass from Smith to Cupp	First Down
20	K-State	Pass from Smith to Cleveland	First Down
20	K-State	Pass from Smith to Cleveland	First Down

EXPLOSIVE PLAYS BY THE NUMBERS

	Texas Tech Long Plays			Opponent Long Plays		
	Rush	Pass	Total	Rush	Pass	Total
Murray State	2	10	12	0	5	5
Houston	2	3	5	0	3	3
N.C. State	0	2	2	0	2	2
Texas	0	3	3	2	5	7
Kansas State	1	6	7	3	1	4
Oklahoma State	0	5	5	0	6	6
West Virginia	2	4	6	0	2	2
Baylor	1	2	3	0	4	4
TCU	4	2	6	3	5	8
Kansas	1	3	4	3	5	8
Iowa State	0	3	3	0	4	4
Oklahoma	--	--	--	--	--	--
Totals	13	43	56	11	42	53

LONGEST PLAYS BY THE NUMBERS

Long Plays by Yards	NO.	TD
100+	0	0
90-99	0	0
80-89	0	0
70-79	0	0
60-69	0	0
50-59	3	2
40-49	3	2
30-39	19	6
20-29	28	4

OPPONENT EXPLOSIVE PLAYS - 20-PLUS YARDS

Yards	Opponent	Play	Result
69	K-State	Vaughn rush	First Down
69	K-State	Martinez rush	Touchdown
66	Kansas	Pass from Bean to Casey	Touchdown
63	Kansas	Neal rush	First Down
63	Houston	Pass from Tune to Dell	First Down
60	Kansas	Pass from Bean to Arnold	Touchdown
57	K-State	Martinez rush	First Down
54	Murray State	Pass from Williams to Bell	Touchdown
51	Murray State	Pass from Williams to Brooks	First Down
50	TCU	Miller rush	First Down
40	Kansas	Thomas rush	First Down
40	Texas	Robinson rush	Touchdown
39	Texas	Pass from Card to Worthy	Touchdown
38	TCU	Pass from Duggan to Williams	First Down
38	NC State	Pass from Thomas to Sumo-Karngbaye	Touchdown
37	Iowa State	Pass from Dekkers to Stanley	First Down
35	Texas	Pass from Card to K. Robinson	Touchdown
35	Houston	Pass from Tune to Campbell	First Down
33	Kansas	Neal rush	First Down
33	Murray State	Pass from Williams to Rearden	First Down
32	Oklahoma State	Pass from Sanders to Green	Touchdown
32	Oklahoma State	Pass from Sanders to Green	First Down
31	Kansas	Pass from Bean to Arnold	First Down
30	TCU	Pass from Duggan to Barber	First Down
30	Baylor	Pass from Shapen to Presley	First Down
30	Baylor	Pass from Shapen to Holmes	First Down
28	West Virginia	Pass from Daniels to Ford-Wheaton	Touchdown
28	Oklahoma State	Pass from Sanders to Green	First Down
28	Texas	Pass from Card to Milton	First Down
27	TCU	Miller rush	First Down
26	NC State	Pass from Leary to Sumo-Karngbaye	Lost Fumble
25	Iowa State	Pass from Dekkers to Hutchinson	First Down
25	Iowa State	Pass from Dekkers to Hutchinson	First Down
25	Baylor	Pass from Shapen to Sims	First Down
24	Iowa State	Pass from Dekkers to Dean	Touchdown
24	Oklahoma State	Pass from Sanders to Bray	First Down
23	Kansas	Pass from Bean to Fairchild	First Down
23	TCU	Pass from Duggan to Davis	Touchdown
23	Baylor	Pass from Shapen to Holmes	First Down
23	Oklahoma State	Pass from Sanders to Presley	First Down
23	Oklahoma State	Pass from Sanders to Richardson	First Down
23	Texas	Pass from Card to Johnson	First Down
22	West Virginia	Pass from Daniels to Ford-Wheaton	First Down
22	Texas	Card run	First Down
22	Texas	Pass from Card to B. Robinson	First Down
24	Murray State	Pass from Williams to Dallas	First Down
22	Murray State	Pass from Williams to Bell	First Down
21	TCU	Pass from Duggan to Barber	First Down
21	Houston	Pass from Tune to Dell	First Down
20	Kansas	Pass from Bean to Skinner	Touchdown
20	TCU	Pass from Duggan to Henderson	First Down
20	TCU	Bailey rush	First Down
20	K-State	Pass from Martinez to Warner	First Down

LONGEST PLAYS BY TYPE

Long Plays by Type (20+)	NO.	TD
Rushing	13	2
Passing	43	12
Punt returns	0	0
Kick returns	6	0
Interceptions	0	0
Fumble returns	0	0
Other	0	0
TOTAL	62	14

LONGEST PLAYS OF THE YEAR

Rushing	38 (2x)	Last by Valdez vs TCU
Rushing Touchdown	36	Thompson vs Kansas
Passing	58	Donovan Smith vs. Houston
Passing Touchdown	55	Morton to White vs West Virginia
Punt Return	19	Drew Hocutt vs. Murray State
Kick Return	36	Xavier White vs. Murray State
Interception Return	25	Reggie Pearson vs. Texas
Punt	65	Austin McNamara vs. West Virginia
Field Goal	51 (2x)	Last vs Kansas

STAT NOTABLES

OFFENSIVE STAT NOTABLES

CAREER 100+ RUSHING YARD GAMES

Tahj Brooks (4)

Date	Rush Yards	Opponent
Sept. 4, 2021	134	Houston
Sept. 11, 2021	103	Stephen F. Austin
Dec. 28, 2021	107	Mississippi State
Oct. 22, 2022	107	West Virginia

SaRodorick Thompson (5)

Date	Rush Yards	Opponent
Oct. 12, 2019	153	Baylor
Sept. 12, 2020	118	Houston Baptist
Sept. 26, 2020	119	Texas
Nov. 28, 2020	133	Oklahoma State
Oct. 9, 2021	118	TCU

Xavier White (3)

Date	Rush Yards	Opponent
Oct. 3, 2020	113	Kansas State
Dec. 5, 2020	135	Kansas

GAMES WITH A RUSHING TD

Player	'18	'19	'20	'21	'22	Career
Thompson, SaRodorick	2	8	5	6	4	25
Brooks, Tahj	--	--	3	5	4	12
White, Xavier	--	--	2	3	--	5
Shough, Tyler	--	--	2*	2	2	6
Smith, Donovan	--	--	--	3	4	7
Price, Myles	--	--	1	1	--	2
Townsend, Chadarius	--	--	1	--	--	1
Morton, Behren	--	--	--	--	2	2

GAMES WITH MULTIPLE RUSHING TDs

Player	'18	'19	'20	'21	'22	Career
Thompson, SaRodorick	1	4	3	3	--	11
Brooks, Tahj	--	--	1	2	2	5

\*Indicates games played prior to arrival at Texas Tech

CAREER 100+ RECEIVING YARD GAMES

Jerand Bradley (2)

Date	Rec. Yards	Opponent
Sept. 3, 2022	108	Murray State
Oct. 8, 2022	119	Oklahoma State

Loic Fouonji (1)

Date	Rec. Yards	Opponent
Sept. 3, 2022	110	Murray State

Myles Price (1)

Date	Rec. Yards	Opponent
Nov. 13, 2021	175	Iowa State

Xavier White (3)

Date	Rec. Yards	Opponent
Aug. 31, 2018	107	Montana State
Oct. 1, 2022	120	K-State
Oct. 22, 2022	139	West Virginia

Trey Cleveland (1)

Date	Rec. Yards	Opponent
Oct. 8, 2022	100	Oklahoma State

CAREER GAMES WITH A RECEIVING TD

Player	'18	'19	'20	'21	'22	Career
Price, Myles	--	--	1	2	2	5
White, Xavier	--	1	--	1	3	5
Cleveland, Trey	--	--	1	1	1	3
Fouonji, Loic	--	--	1	1	3	5
Sparkman, J.J.	--	--	--	2	1	3
Bradley, Jerand	--	--	--	--	4	4
Martinez, Nehemiah	--	--	--	--	2	2
Brooks, Tahj	--	--	--	--	1	1
Boyd, Brady	--	--	--	--	1	1
Teeter, Henry	--	--	--	--	1	1
Tharp, Mason	--	--	--	--	2	2
Cupp, Baylor	--	--	--	--	2	2

CAREER GAMES WITH MULTIPLE RECEIVING TDs

Player	'18	'19	'20	'21	'22	Career
Bradley, Jerand	--	--	--	--	1	1
Fouonji, Loic	--	--	--	--	1	1

2022 ALL-PURPOSE SINGLE GAME LEADERS

Player	APP Yards	Opponent
Xavier White	167	at Kansas State
Xavier White	141	West Virginia
Nehemiah Martinez	120	at NC State
Jerand Bradley	119	at Oklahoma State
Myles Price	118	Texas
Tahj Brooks	115	Baylor
Tahj Brooks	113	West Virginia
Tahj Brooks	112	Houston

DEFENSIVE STAT NOTABLES

CAREER GAMES WITH 10+ TACKLES

Krishon Merriweather (5)

Date	Tackles	Opponent
Sept. 12, 2020	12	Houston Baptist
Dec. 5, 2020	12	Kansas
Oct. 8, 2022	17	Oklahoma State
Oct. 29, 2022	12	Baylor
Nov. 5, 2022	11	TCU

Reggie Pearson (2)

Date	Tackles	Opponent
Nov. 16, 2019	10	Nebraska*
Nov. 27, 2021	11	Baylor

Marquis Waters (4)

Date	Tackles	Opponent
Oct. 27, 2018	10	at Pittsburgh*
Nov. 23, 2019	13	at Wake Forest*
Oct. 3, 2020	10	Virginia Tech*
Nov. 7, 2020	10	North Carolina*

Tyree Wilson (2)

Date	Tackles	Opponent
Sept. 17, 2022	11	at NC State
Oct. 29, 2022	10	Baylor

Kosi Eldridge (1)

Date	Tackles	Opponent
Oct. 29, 2022	12	Baylor

\*Indicates games played prior to arrival at Texas Tech

TURNOVER CHART

Opponent	Forced by Texas Tech					Forced by Opponent				
	Fum	Int	Tot	Pts Off	Margin	Fum	Int	Tot	Pts Off	
Murray State	0	0	0	0	-1	0	1	1	0	
Houston	1	1	2	0	-1	1	3	3	10	
N.C. State	1	0	1	0	-2	0	3	3	10	
Texas	1	1	2	3	+2	2	0	0	0	
Kansas State	1	0	1	0	-3	2	2	4	0	
Oklahoma State	0	0	0	0	-1	1	1	1	3	
West Virginia	1	3	4	17	+4	1	0	0	0	
Baylor	1	0	1	7	-4	0	5	5	14	
TCU	0	0	0	0	-1	0	1	1	0	
Kansas	1	1	2	3	+2	0	0	0	0	
Iowa State	0	0	0	0	-1	1	0	1	0	
Oklahoma	--	--	--	--	--	--	--	--	--	
Total	--	--	--	--	--	--	--	--	--	

REDZONE CHART

Opponent	Texas Tech					Opponents				
	No.	TD	Run/Pass	FG	Score%	No.	TD	FG	Score%	
Murray State	4	3	2/1	0	75.0	2	0	1	50.0	
Houston	4	2	2/0	1	75.0	6	2	3	83.0	
N.C. State	1	1	1/0	--	100.0	2	1	1	100.0	
Texas	5	4	2/2	1	83.0	2	1	1	100.0	
Kansas State	3	3	1/2	0	75.0	6	3	3	100.0	
Oklahoma State	4	3	2/1	1	100.0	6	3	3	100.0	
West Virginia	6	5	3/2	1	100.0	1	0	1	100.0	
Baylor	3	2	1/1	1	100.0	5	5	0	100.0	
TCU	2	1	1/0	1	100.0	6	2	1	50.0	
Kansas	6	4	3/1	2	100.0	6	3	0	50.0	
Iowa State	1	2	1/1	0	100.0	5	0	1	20.0	
Oklahoma	--	--	--	--	--	--	--	--	--	

GAME-BY-GAME SPECIALIST STATS

FIELD GOALS

(Made), Missed, Blocked	#36 Wolff
Murray State	--
Houston	(25), 45, (47)
N.C. State	--
Texas	(20), (27), (45)
Kansas State	(51), (39), 42
Oklahoma State	44, (23)
West Virginia	(46), (26)
Baylor	(33)
TCU	(29)
Kansas	(33), (51), (30)
Iowa State	--
Oklahoma	--

PUNTING

Number-Avg./i20/50+	#31 McNamara
Murray State	4-45.8 / 3 / 2
Houston	4-44.5 / 2 / 1
N.C. State	6-41.2 / 1 / 1
Texas	2-42.5 / 1 / 1
Kansas State	3-45.3 / 1 / 1
Oklahoma State	4-41.5 / 0 / 0
West Virginia	2-54.0 / 1 / 1
Baylor	2-48.0 / 1 / 1
TCU	6-47.0 / 3 / 4
Kansas	3-46.7 / 0 / 1
Iowa State	7-39.0 / 1 / 0
Oklahoma	--

GAME RECAPS - GAME 1

Murray State	3	7	0	0	-	10
Texas Tech	14	28	14	7	-	63

Jones AT&T Stadium | Lubbock, Texas | 7 p.m. | Big 12 Now on ESPN+ | Attendance: 58,823



TEXAS TECH ROUTS MURRAY STATE 63-10 IN MCGUIRE'S DEBUT

LUBBOCK, Texas (AP) — Donovan Smith came off the bench to throw four touchdown passes, Tahj Brooks ran for three scores and Texas Tech blew out lower-division Murray State 63-10 in coach Joey McGuire's debut Saturday night.

Smith had scoring tosses on his first two passes after replacing Tyler Shough in the first half. McGuire indicated he planned to play both, but said at halftime Shough was injured and probably wouldn't return. Shough was on the sideline in the second half with a sling on his left (non-throwing) shoulder.

Brooks finished with 50 yards and scoring runs of 14, 3 and 23 yards, the last giving the Red Raiders a 42-10 lead late in the first half on the way to their 23rd consecutive victory in a home opener.

Texas Tech's first meeting with Murray State and 20th consecutive victory over an FCS opponent was similar to the lower-division matchups from 2010-19, when the average margin of victory was 40 points

McGuire, a lifelong Texan who was a Baylor assistant the past five years after winning three Texas high school state championships, didn't have to worry for long about becoming the fifth consecutive Texas Tech coach since 2000 to win his opener.

Murray State quarterback DJ Williams, the Ohio Valley Conference freshman of the year last season, sustained an apparent right leg injury on the final play of the first half.

Williams was scrambling before setting up to throw with the Racers trying to get a touchdown as time ran out before the break, and his right leg buckled as he lost control of the ball and crumpled to the turf. Williams was helped off the field, unable to put any pressure on his right leg.

Loic Fouonji and Jerand Bradley had two touchdown catches apiece. Fouonji opened the scoring on a 30-yard catch from Shough before Smith's first TD toss, a 30-yarder to Bradley.

Fouonji's 39-yard catch from Smith gave Texas Tech a 28-10 lead early in the second quarter, and Bradley's 14-yard scoring grab made it 56-10 early in the third.

Bradley, a sophomore, had his first career 100-yard game with 108 yards on six catches, and Fouonji finished with four catches for 77 yards.

Smith was 14 of 16 for 221 yards without an interception before getting replaced by Behren Morton in the third quarter. Shough was 6 of 10 for 154 yards as Texas Tech finished with 472 yards passing and 605 total.

TEAM STATISTICS	MSU	TTU
FIRST DOWNS	10	29
RUSHES-NET YARDS (Avg/Rush)	41-50 (1.9)	29-133 (4.6)
PASSING YDS (Avg/Completion)	208 (23.1)	174 (17.5)
Passes Comp-Att-Int	9-23-0	27-36-1
TOTAL OFFENSE PLAYS-YARDS (Avg/Play)	64-258 (4.0)	65-605 (9.3)
Fumble Returns-Yards	0-0	0-0
Punt Returns-Yards	1-0	5-55
Kickoff Returns-Yards	2-40	2-71
Interception Returns-Yards	1-0	0-0
Punts (Number-Avg)	12-39.5	4-45.8
Fumbles-Lost	1-0	2-0
Penalties-Yards	6-55	9-65
Possession Time	34:11	23:20
Third-Down Conversions	4 of 18	6 of 10
Fourth-Down Conversions	0 of 1	0 of 0
Red-Zone Scores-Chances	1-2	3-4
Sacks By: Number-Yards	1-13	4-21

GAME 2 <sup>2 OT</sup>

No. 25 Houston	0	3	7	10	7	3	30
Texas Tech	3	14	0	3	7	6	33

Jones AT&T Stadium | Lubbock, Texas | 3 p.m. | FS1 | Attendance: 56,271



SMITH'S HEROICS IN 2ND OT PUSH TECH PAST NO. 25 HOUSTON

LUBBOCK, Texas (AP) — Donovan Smith put Texas Tech at risk of losing with his arm. The sophomore quarterback rescued the Red Raiders with his legs.

Smith ran 9 yards for a touchdown in the second overtime, lifting Texas Tech to a 33-30 victory over No. 25 Houston on Saturday.

A back-and-forth finish ended with the Red Raiders (2-0) beating a ranked nonconference opponent in the regular season for the first time since 1989, a span of 14 games.

It was the last meeting between the former Southwest Conference rivals before they become league foes again when the Cougars move from the American Athletic to the Big 12 next year.

After Houston's Bubba Baxa opened the second OT with a 20-yard field goal, Smith broke into the open field and ran untouched to the end zone, sending Texas Tech students and fans streaming onto the field.

Baxa kicked a go-ahead 35-yard field goal with 37 seconds remaining in regulation after Gervarrius Owens returned Smith's third interception to the Texas Tech 21 in the final two minutes.

Smith answered with a 27-yard scramble on the next play, sparking a drive to a tying 47-yard field goal from Trey Wolff with three seconds to go. Wolff replaced Gino Garcia, who missed from 45 earlier in the fourth quarter.

"It's always what coach (Joey) McGuire preached, you could look at this game and that's exactly what he said, 'What's next?'" said Smith, who threw for 351 yards with three picks and six sacks that cut his rushing total from 86 to 28 yards.

"That's something I did this game. Everyone on the sideline was encouraging and, 'Hey, what's next? We got this, we don't got to worry about nothing.'"

The Cougars (1-1) erased a 17-3 halftime deficit, getting even early in the fourth quarter when Jayce Rogers stepped in front of a pass from Smith and returned it 54 yards for a TD. Still, Houston's 12-game regular-season winning streak ended.

Houston had 11 penalties for 121 yards, including two personal fouls on the same possession that twice let the Red Raiders keep the ball when the Cougars would have taken possession in the first half.

TEAM STATISTICS	UH	TTU
FIRST DOWNS	16	35
RUSHES-NET YARDS (Avg/Rush)	29-87 (3.0)	44-118 (2.7)
PASSING YDS (Avg/Completion)	266 (13.3)	350 (9.7)
Passes Comp-Att-Int	20-39-1	36-59-3
TOTAL OFFENSE PLAYS-YARDS (Avg/Play)	68-353 (5.2)	103-468 (4.5)
Fumble Returns-Yards	0-0	0-0
Punt Returns-Yards	1-35	2-2
Kickoff Returns-Yards	2-40	1-19
Interception Returns-Yards	3-115	1-11
Punts (Number-Avg)	5-51.4	4-44.5
Fumbles-Lost	1-1	2-0
Penalties-Yards	11-121	6-45
Possession Time	19:41	34:27
Third-Down Conversions	5 of 16	5 of 18
Fourth-Down Conversions	0 of 1	2 of 3
Red-Zone Scores-Chances	5-6	3-4
Sacks By: Number-Yards	6-49	2-16



GAME 3

Texas Tech	0	7	0	7	-	14
No. 16 NC State	6	14	0	7	-	27

Carter-Finley Stadium | Raleigh, N.C. | 7 p.m. (ET) | ESPN 2 | Attendance: 56,919



TEXAS TECH FALLS AT NO. 16 NC STATE, 27-14

**RALEIGH, N.C. (AP) --** Aydan White returned one of his two interceptions 84 yards for a touchdown to lead a strong defensive effort that carried No. 16 North Carolina State past Texas Tech, 27-14 on Saturday night.

Facing the Bowl Subdivision's top passing offense, N.C. State's veteran defense harassed quarterback Donovan Smith and shut down any ground game the Red Raiders tried to muster. The highlight was White's fourth-down pick of Smith's overthrown second-quarter ball, with White taking the interception down the left side with three teammates sprinting to escort him all the way to the end zone.

White also had a sack on a cornerback blitz, one of four for the Wolfpack (3-0). Jakeen Harris came up with a fourth-down interception near midfield with 8:38 left as Texas Tech (2-1) tried to make a late push.

The defensive effort offset a shaky day by the Wolfpack's offense, which had its own troubles with stalled drives and score-negating mistakes. Demie Sumo-Karngbaye — who lost a sure TD catch when he was stripped near the goal line and fumbled out of the end zone — scored twice, the second on a 38-yard catch off a trick-play pass from Thayer Thomas for a 27-7 lead early in the fourth.

Smith ran and threw for scores to lead the Red Raiders, as his 3-yard keeper cut the deficit to 27-14. But after Texas Tech forced a three-and-out to get the ball back, Smith fired incomplete on three straight passes before Harris picked him off over the middle to keep the Wolfpack in control.

The Red Raiders elevated expectations for first-year coach Joey McGuire, whose team was picked to finish ninth in the 10-team Big 12 but upset a ranked Houston team last weekend. The defense made things difficult on the Wolfpack. But the team didn't get its offense going until falling behind and lost a muffed punt to go with its three picks.

N.C. State: Much of the attention has focused on the presence of preseason Atlantic Coast Conference player of the year Devin Leary at quarterback. But the defense that returned 10 starters from a unit that ranked 14th in FBS in scoring defense (19.7) and 21st in total defense (331.6 yards) carried this win as N.C. State managed 270 total yards. Lineman C.J. Clark had two sacks while the Wolfpack smothered the Red Raiders' rushing game by allowing 54 yards on 26 carries.

Texas Tech linebacker Bryce Ramirez was carted off in the first quarter with a serious leg injury. He was injured when teammates tackled Wolfpack running back Jordan Houston, with the pile rolling over Ramirez's left leg that was planted in the turf. The leg was twisted abnormally as he laid on the grass, with team training staffers using a towel to cover the lower left leg as they began treating him. He was later taken to a hospital trauma center.

TEAM STATISTICS	TTU	NCST
FIRST DOWNS	20	15
RUSHES-NET YARDS (Avg/Rush)	26-54 (2.1)	37-111 (3.0)
PASSING YDS (Avg/Completion)	299 (12.0)	159 (9.9)
Passes Comp-Att-Int	25-43-3	16-24-0
TOTAL OFFENSE PLAYS-YARDS (Avg/Play)	69-353 (5.1)	61-270 (4.4)
Fumble Returns-Yards	0-0	0-0
Punt Returns-Yards	2-6	0-0
Kickoff Returns-Yards	5-98	0-0
Interception Returns-Yards	0-0	3-84
Punts (Number-Avg)	6-41.2	7-38.9
Fumbles-Lost	1-1	1-1
Penalties-Yards	7-69	9-74
Possession Time	25:33	33:04
Third-Down Conversions	2 of 12	6 of 16
Fourth-Down Conversions	1 of 4	1 of 1
Red-Zone Scores-Chances	1-1	2-2
Sacks By: Number-Yards	2-11	4-26

GAME 4 OT

No. 22 Texas	10	14	7	3	0	34
Texas Tech	7	7	10	10	3	37

Jones AT&T Stadium | Lubbock, Texas | 2:30 p.m. | ESPN | Attendance: 60, 975



WOLFF OVERTIME FIELD GOAL PUSHES TEXAS TECH PAST NO. 22 TEXAS, 37-34

**LUBBOCK, Texas –** Texas Tech fans flooded the field in celebration for the second straight home game after Trey Wolff drilled a 20-yard field goal for a 37-34 overtime win over No. 22 Texas on Saturday at a sold-out Jones AT&T Stadium.

The Red Raiders (3-1, 1-0 Big 12) opened Big 12 play with the thrilling overtime victory over the Longhorns (2-2, 0-1 Big 12) after Wolff had given Tech a 34-31 lead with a 45-yard field goal with 21 seconds remaining in regulation. Texas drove down the field in three plays and hit a 48-yard field goal to force overtime but would see running back Bijan Robinson fumble after a hit by Krishon Merriweather on the first play of overtime. Reggie Pearson Jr., who had an interception earlier in the game, recovered the fumble to set Tech up to win the game.

Tech trailed 24-14 at halftime after the Longhorns scored two touchdowns in the final six minutes of the half. The Red Raiders had led 14-10 after a Smith touchdown pass to Brooks before Texas regained momentum to scored on its final two possessions. Smith threw for 104 yards and a touchdown on 18-for-23 passing in the first half along with rushing for one touchdown and running for 14 yards on three carries. Thompson led Tech with 35 yards rushing on nine rushes, while Brooks had 29 yards on five carries and Price had six receptions for 38 yards going into the second half. Texas had 229 of total offense in the first half led by Card who was 13-for-18 passing with 168 yards and one touchdown.

The Red Raiders trailed by 10 at the break after they had taken their first lead of the game at 14-10 after a 17-yard touchdown pass from Smith to Brooks with 12:06 remaining in the second quarter. The screen pass to the home sideline came on a 2nd and 10 and capped a 13-play, 83-yard drive.

Tech seemed to grab momentum with Pearson picking off a pass from Card at the 20 and returned it 25 yards to the Tech 45-yardline on the next possession. A three-and out by the Red Raiders was followed the Longhorns regaining the lead at 17-14 on a 39-yard connection between Card and Worthy with 6:07 remaining until halftime. The lead grew to 24-14 on an 8-yard touchdown run by Robinson with 24 seconds remaining in the opening half. Robinson's run had him at 44 yards rushing on six carries in the first half.

Both teams opened the game with first-drive touchdowns with Robinson hauling in a 35-yard touchdown pass from Card on the Longhorns opening possession followed by Smith running it in from 4 yards out for the first Red Raider touchdown. Smith's touchdown came on 4th and 5 to complete an 18-play, 75-yard drive. It was his third rushing touchdown of the season and sixth of his career.

TEAM STATISTICS	UT	TTU
FIRST DOWNS	20	31
RUSHES-NET YARDS (Avg/Rush)	30-149 (5.0)	44-148 (3.4)
PASSING YDS (Avg/Completion)	242 (12.0)	312 (8.2)
Passes Comp-Att-Int	20-30-1	38-56-0
TOTAL OFFENSE PLAYS-YARDS (Avg/Play)	60-383 (6.4)	100-460 (4.6)
Fumble Returns-Yards	0-0	0-0
Punt Returns-Yards	1-7	0-0
Kickoff Returns-Yards	1-30	3-66
Interception Returns-Yards	0-0	1-25
Punts (Number-Avg)	3-27.3	2-42.5
Fumbles-Lost	1-1	0-0
Penalties-Yards	5-42	5-31
Possession Time	24:06	35:54
Third-Down Conversions	3 of 9	7 of 20
Fourth-Down Conversions	1 of 2	6 of 8
Red-Zone Scores-Chances	2-2	6-8
Sacks By: Number-Yards	2-3	1-6

GAME 5

Texas Tech	0	10	10	8	-	28
No. 25 K-State	13	0	7	17	-	37

Bill Snyder Family Stadium | Manhattan, Kan. | 11 a.m. | ESPN+ | Attendance: 50,782



TECH COMES UP SHORT AT NO. 25 K-STATE

MANHATTAN, Kan. (AP) -- Adrian Martinez rushed for 171 yards and three touchdowns and threw for another score, leading No. 25 Kansas State past Texas Tech 37-28 on Saturday.

Martinez was 12-for-19 passing for 116 yards for Kansas State (4-1, 2-0 Big 12), while Deuce Vaughn had 170 rushing yards for the Wildcats, who extended their winning streak against the Red Raiders to seven games. Donovan Smith was 34-for-48 passing for 359 yards and two TDs for Texas Tech (3-2, 1-1). Smith also rushed for a touchdown.

Tech cut the lead to 13-7 with 1:24 left in the first half. After gaining just 48 yards of total offense, the Red Raiders went 86 yards on nine plays, capped by a 6-yard touchdown pass from Smith to Nehemiah Martinez. Trey Wolff kicked a 51-yard field goal for Tech before the break, then tied the score at 20-20 with a 39-yard field goal midway through the third quarter.

K-State answered with its second two-play drive of the game. Vaughn ran 69 yards to the Tech 8-yard line on the first play after the kickoff. Following an offensive holding penalty, Martinez found Phillip Brooks with an 18-yard touchdown pass.

The lead didn't last long, as Smith hit Xavier White with a 12-yard touchdown pass to cap a seven-play, 75-yard drive. Wolff missed a 42-yard field goal, denying Tech its first lead of the game.

Martinez then scored on his second big run of the day, 69 yards untouched up the middle of the field. Tennant's 32-yard field goal gave the Wildcats a 30-20 lead with 9:07 left. A fumble on the next series gave K-State the ball at the Tech 27-yard line and the Wildcats iced the game with Martinez's third rushing touchdown.

Smith scored from 3 yards out for Tech's final touchdown with 2:23 left.

TEAM STATISTICS	TTU	KSU
FIRST DOWNS	26	15
RUSHES-NET YARDS (Avg/Rush)	34-114 (53.4)	39-343 (8.8)
PASSING YDS (Avg/Completion)	359 (7.5)	116 (6.1)
Passes Comp-Att-Int	34-48-2	12-19-0
TOTAL OFFENSE PLAYS-YARDS (Avg/Play)	82-473 (5.8)	58-459 (7.9)
Fumble Returns-Yards	0-0	0-0
Punt Returns-Yards	1-7	1-9
Kickoff Returns-Yards	2-47	1-20
Interception Returns-Yards	0-0	2-0
Punts (Number-Avg)	3-45.3	5-36.8
Fumbles-Lost	2-2	1-2
Penalties-Yards	5-40	5-47
Possession Time	32:23	27:37
Third-Down Conversions	5 of 14	4 of 13
Fourth-Down Conversions	1 of 3	0 of 0
Red-Zone Scores-Chances	3-4	6-6
Sacks By: Number-Yards	3-23	6-27

GAME 6

Texas Tech	14	10	7	0	-	31
No. 7 Oklahoma State	17	3	14	7	-	41

Boone Pickens Stadium | Stillwater, Okla. | 2:30 p.m. | FS1 | Attendance: 55,509



RED RAIDERS FALL AT NO. 7 OKLAHOMA STATE

STILLWATER, Okla. (AP) — Spencer Sanders ran for two touchdowns and passed for another and No. 7 Oklahoma State beat Texas Tech 41-31 on Saturday.

Sanders passed for 297 yards and ran for 56, and Bryson Green had five catches for a career-high 115 yards for the Cowboys (5-0, 2-0 Big 12). Texas Tech redshirt freshman Behren Morton got his first career start in place of Donovan Smith. He completed 39 of 62 passes for 379 yards and two touchdowns for the Red Raiders (3-3, 1-2).

Jerand Bradley caught eight passes for 119 yards and a touchdown and Trey Cleveland caught nine passes for 110 yards for a Texas Tech team that was playing its fifth straight ranked opponent and already had claimed wins over Houston and Texas. Morton completed 24 of 39 passes for 220 yards and both scores in the first half to help the Red Raiders take a 24-20 lead at the break. Tech gained 347 yards on 57 plays in the first two quarters.

Sanders rolled out and scored on a 2-yard touchdown run to trim Texas Tech's lead to 31-29 in the third. Sanders' shovel pass to Jaden Bray tied the score with 3:18 left in the third quarter. On Texas Tech's next possession, Morton made one of his few mistakes. Oklahoma State linebacker Mason Cobb intercepted him and returned the ball 13 yards to the Tech 19. Tanner Brown's fourth field goal of the game gave the Cowboys a 34-31 lead with 3 seconds left in the third quarter.

Texas Tech: The Red Raiders were again competitive against a top-flight opponent. It was just a matter of a few plays here and there. Tech's other losses were 27-14 at North Carolina State and 37-28 at Kansas State. Four of Tech's final six games are at home.

TEAM STATISTICS	TTU	OSU
FIRST DOWNS	30	25
RUSHES-NET YARDS (Avg/Rush)	41-148 (3.6)	41-137 (3.3)
PASSING YDS (Avg/Completion)	379 (6.0)	297 (6.6)
Passes Comp-Att-Int	39-63-1	22-45-0
TOTAL OFFENSE PLAYS-YARDS (Avg/Play)	104-527 (5.1)	86-434 (5.0)
Fumble Returns-Yards	0-0	0-0
Punt Returns-Yards	0-0	1-7
Kickoff Returns-Yards	2-33	3-71
Interception Returns-Yards	0-0	1-13
Punts (Number-Avg)	4-41.5	5-41.2
Fumbles-Lost	1-0	0-0
Penalties-Yards	6-50	4-38
Possession Time	32:02	27:58
Third-Down Conversions	8 of 22	8 of 18
Fourth-Down Conversions	4 of 7	1 of 1
Red-Zone Scores-Chances	4-4	6-6
Sacks By: Number-Yards	3-9	4-21



GAME 7

West Virginia	3	0	7	0	-	10
Texas Tech	14	3	14	17	-	48

Jones AT&T Stadium | Lubbock, Texas | 2:15 p.m. | FS1 | Attendance: 56, 350



TECH CRUISES PAST WEST VIRGINIA, 48-10

LUBBOCK, Texas (AP) — Behren Morton threw two touchdown passes, Tahj Brooks ran for two scores and Texas Tech used a fast start to beat West Virginia 48-10 on Saturday.

Coming off a bye week and playing in Lubbock for the first time in nearly a month, the Red Raiders (4-3, 2-2 Big 12) scored 17 points off of turnovers, broke a two-game losing streak and improved to 3-0 at home. Texas Tech seized control with touchdowns on its first two drives and the Red Raiders' high-tempo offense kept West Virginia off balance. Texas Tech surpassed 100 offensive plays, including 55 in the first half when it converted six of seven times on fourth down.

"I was proud of this team for bouncing back," Texas Tech coach Joey McGuire said. "I was really proud of the way they responded, how fast we played. I thought they showed what kind of shape our guys are in." Brooks had 17 carries for a season-high 107 yards, including first-quarter TD runs of 1 and 19 yards. Morton, a redshirt freshman, was solid again in his second straight start. He completed 28 of 45 passes for 325 yards after throwing for 379 two weeks ago in a loss at No. 11 Oklahoma State.

McGuire said Morton, who had been nursing a sore ankle, woke up sick on Saturday. McGuire said Morton's performance was a testament to the team's medical staff to get him ready to play. Upon learning that Morton was throwing up, McGuire recalled that head athletic trainer Andrew Krueger told him, "Well, he probably won't worry about his ankle today, so that's probably a good thing." "He gets an IV before the game and comes out and does everything we ask."

After Texas Tech's Malik Dunlap intercepted an underthrown ball on West Virginia's first drive of the third quarter, the Red Raiders' Xavier White caught a pass from Morton and weaved 37 yards through traffic for a 55-yard touchdown. White later had a 27-yard catch along the sideline to set up Morton's 12-yard scoring toss to Loic Fouonji for a 31-3 lead. White had eight catches for a career-high 139 yards.

Texas Tech entered the game with one of the worst turnover margins in the Bowl Subdivision. The Red Raiders intercepted three passes and recovered a CJ Donaldson fumble near midfield. After the fumble recovery, SaRodorick Thompson scored on a 13-yard run for a 38-10 lead to start the fourth.

Texas Tech kicked a short field goal after JT Daniels' career-high third interception. It marked the fifth road loss of at least 25 points for West Virginia under fourth-year coach Neal Brown.

TEAM STATISTICS	WVU	TTU
FIRST DOWNS	19	33
RUSHES-NET YARDS (Avg/Rush)	26-73 (2.8)	54-239 (4.4)
PASSING YDS (Avg/Completion)	209 (8.7)	355 (11.1)
Passes Comp-Att-Int	20-40-3	32-49-0
TOTAL OFFENSE PLAYS-YARDS (Avg/Play)	66-282 (4.3)	103-594 (5.8)
Fumble Returns-Yards	0-0	0-0
Punt Returns-Yards	1-10	1-2
Kickoff Returns-Yards	1-16	1-13
Interception Returns-Yards	0-0	0-0
Punts (Number-Avg)	5-46.6	2-54.0
Fumbles-Lost	1-1	1-0
Penalties-Yards	4-31	7-70
Possession Time	26:09	33:51
Third-Down Conversions	4 of 14	9 of 20
Fourth-Down Conversions	1 of 2	6 of 7
Red-Zone Scores-Chances	1-1	6-6
Sacks By: Number-Yards	1-9	1-8

GAME 8

Baylor	3	14	7	21	-	45
Texas Tech	0	3	14	0	-	17

Jones AT&T Stadium | Lubbock, Texas | 6:30 p.m. | ESPN2 | Attendance: 60,705



TEXAS TECH DROPS HOME GAME TO BAYLOR

LUBBOCK, Texas (AP) — Freshman Richard Reese ran for 148 yards and three touchdowns, AJ McCarty returned an interception for a score and Baylor beat Texas Tech 45-17 on Saturday night.

Second among NCAA freshmen in yards rushing coming in, Reese had 53 of the 75 yards on a drive to his tiebreaking 1-yard TD in the second quarter as Baylor (5-3, 3-2 Big 12) dominated time of possession. Baylor ended a 10-game losing streak in Lubbock while handing Texas Tech (4-4, 2-3) its first home loss under coach Joey McGuire, the lifelong Texan who was a Baylor assistant the past five seasons.

On a night Texas Tech celebrated star Kansas City quarterback Patrick Mahomes as its eighth ring of honor member, the Red Raiders ended up throwing five interceptions while trying all of their top three QBs. Tyler Shough entered trailing 31-17 in the fourth quarter for the first time since injuring his shoulder as the opening day starter, and McCarty stepped in front of his first pass and ran untouched 18 yards down the sideline. Freshman Behren Morton was 4 of 17 with two interceptions and three sacks after a pick in the first minute of the second half set up Blake Shapen's 9-yard TD pass to Hal Presley for a 24-3 Baylor lead.

Morton responded with two touchdowns, including his 8-yard run on fourth-and-7 to get Texas Tech within 24-17 after a fumble by Reese. The Red Raiders were up to four interceptions — three from Morton and another from Donovan Smith on one of his two passes when McGuire turned to Shough, who the coach said would be available next week.

Reese's third TD was a 1-yard plunge to cap an 11-play, 75-yard drive after the Red Raiders had pulled within seven.

Morton finished 11 of 33 for 152 yards and three interceptions. Shapen was much more efficient, going 19 of 30 for 211 yards with a TD and no interceptions.

TEAM STATISTICS	BU	TTU
FIRST DOWNS	27	23
RUSHES-NET YARDS (Avg/Rush)	59-231 (3.9)	36-149 (4.1)
PASSING YDS (Avg/Completion)	211 (11.1)	159 (13.2)
Passes Comp-Att-Int	19-30-0	12-38-5
TOTAL OFFENSE PLAYS-YARDS (Avg/Play)	89-442 (5.0)	74-308 (4.2)
Fumble Returns-Yards	0-0	0-0
Punt Returns-Yards	1- -4	0-0
Kickoff Returns-Yards	0-0	0-0
Interception Returns-Yards	5-45	0-0
Punts (Number-Avg)	5-46.6	2-54.0
Fumbles-Lost	1-1	0-0
Penalties-Yards	4-46	4-32
Possession Time	40:17	19:43
Third-Down Conversions	12 of 20	8 of 15
Fourth-Down Conversions	2 of 4	2 of 4
Red-Zone Scores-Chances	5-5	3-3
Sacks By: Number-Yards	6-51	1-6

GAME 9

Texas Tech	10	0	7	7	-	24
TCU	7	6	0	21	-	34

Amon G. Carter Stadium | Fort Worth, Texas | 11 a.m. | FOX | Attendance: 44,760



TECH FALLS ON THE ROAD TO NO. 7 TCU

FORT WORTH, Texas (AP) — Derius Davis returned the first punt 82 yards for a touchdown, Kendre Miller ran for the go-ahead score early in the fourth quarter and No. 7 TCU pulled away in a 34-24 victory over Texas Tech on Saturday.

Davis caught one of Max Duggan’s two fourth-quarter TD passes as the Horned Frogs reached 9-0 for the first time since 2010, a 13-0 season that ended with a Rose Bowl victory and No. 2 national ranking.

The Red Raiders (4-5, 2-4) went ahead 17-13 in the third quarter on Tyler Shough’s 33-yard touchdown pass to J.J. Sparkman, but ended up falling to 2-4 against ranked teams in coach Joey McGuire’s first season. Defensive standout Tyree Wilson made the first big play for Texas Tech with a fourth-down tackle for loss when TCU was driving up 7-0 after Darius’ return up the right sideline and back toward the middle.

Wilson, though, sparked the Horned Frogs’ go-ahead drive with a facemask penalty when his sack of Duggan would have put TCU in third and long. A pass interference penalty in the end zone put the ball at the 2-yard line, and Miller extended his rushing TD streak to 10 games on the next play for a 20-17 lead.

Miller surpassed 100 yards rushing for the sixth time in seven games, finishing with a season-high 158 yards on 21 carries. Duggan was 12 of 23 for 195 yards without an interception, giving him 24 TDs and two picks. The Red Raiders started 3 of 3 on fourth down, but failed on consecutive possessions in their territory after Miller’s TD, setting up Duggan’s 23-yard scoring pass to Davis and a 16-yarder to Emari Demercado.

Freshman Behren Morton started strong for Texas Tech, going 7 of 10 with a 47-yard touchdown to Jerand Bradley. But he left with an lower left leg injury in the first half. Shough, the opening day starter who has missed most of the season with a shoulder injury, went 9 of 22 for 84 yards and had a short touchdown run late.

TEAM STATISTICS	TTU	TCU
FIRST DOWNS	20	24
RUSHES-NET YARDS (Avg/Rush)	39-195 (5.0)	51-234 (4.6)
PASSING YDS (Avg/Completion)	163 (10.2)	195 (16.2)
Passes Comp-Att-Int	16-32-1	12-23-0
TOTAL OFFENSE PLAYS-YARDS (Avg/Play)	71-352 (5.0)	74-429 (5.8)
Fumble Returns-Yards	0-0	0-0
Punt Returns-Yards	2-17	3-93
Kickoff Returns-Yards	4-82	4-55
Interception Returns-Yards	0-0	0-0
Punts (Number-Avg)	6-47.0	4-43.5
Fumbles-Lost	1-0	0-0
Penalties-Yards	6-42	4-52
Possession Time	25:21	34:39
Third-Down Conversions	3 of 16	5 of 15
Fourth-Down Conversions	3 of 6	2 of 4
Red-Zone Scores-Chances	5-5	0-3
Sacks By: Number-Yards	4-23	4-18

GAME 10

Kansas	7	14	0	7	-	28
Texas Tech	17	10	0	16	-	43

Jones AT&T Stadium | Lubbock, Texas | 6:00 p.m. | ESPN+ | Attendance: 55,613



SHOUGH, RUSHING ATTACK LEADS TEXAS TECH PAST KANSAS

LUBBOCK, Texas (AP) — Tyler Shough threw a touchdown pass and ran for a score and Texas Tech outlasted Kansas 43-28 on Saturday night.

Shough rushed for a 9-yard touchdown on the first play of the fourth quarter to give Texas Tech (5-5, 3-4 Big 12 Conference) a 33-21 lead. It was the first score by either team in the second half. Tahj Brooks sealed the victory with a 5-yard touchdown run with 3:33 remaining in the game. Four different Red Raiders scored four rushing touchdowns in the win.

Shough was 16-for-25 passing for 246 yards and a touchdown in his first start since the opening week of the season. Texas Tech totaled 506 yards of offense with 260 of them on the ground. The Red Raiders used a brief two-quarterback system with Shough and Donovan Smith. Smith rushed for a 6-yard touchdown on the opening drive where Shough was responsible for 57 of the 75 yards on the drive. SaRodorick Thompson Jr. rushed for 68 yards with a 36-yard touchdown for the Red Raiders. Mason Sharp caught a 1-yard touchdown pass from Shough to give the Red Raiders a 24-7 lead midway through the first half.

The Jayhawks managed to claw back to trail 27-21 at halftime on Jason Bean’s 16-yard touchdown run and his 3-yard scoring toss to Devin Neel. Quentin Skinner and Bean connected for a 20-yard touchdown to pull the Jayhawks within 33-28 with eight minutes remaining in the game, but the Red Raiders used a Trey Wolff field goal from and a strip sack that led to the final touchdown to hold on for the win.

Bean was 17-for-28 passing for 270 yards. He threw three touchdown passes and ran for a score in his fourth start of the season after taking over for the injured Jalon Daniels. Jared Casey and Luke Grimm were the benefactors of two Bean passing scores in the first half. Kansas accumulated 525 yards and 293 came through the passing game.

The Red Raiders entered the game eighth in the conference in rushing offense averaging 143.5 yards per game. Shough led the way as the Red Raiders accumulated 260 rushing yards. The secondary couldn’t slow the Jayhawks giving up 15.4 yards per completion.

Texas Tech won its fifth home game of the season. It was the first time since 2009 the Red Raiders recorded five or more wins at home in a season. With one final game in Lubbock slated on the schedule, Texas Tech could match the 6-1 home record of its 2009 squad. Texas Tech needs one win to become bowl-eligible.

TEAM STATISTICS	KU	TTU
FIRST DOWNS	20	26
RUSHES-NET YARDS (Avg/Rush)	32-242 (7.6)	48-264 (5.5)
PASSING YDS (Avg/Completion)	282 (14.2)	246 (12.3)
Passes Comp-Att-Int	20-33-1	20-34-0
TOTAL OFFENSE PLAYS-YARDS (Avg/Play)	65-525 (8.1)	82-510 (6.2)
Fumble Returns-Yards	0-0	1-8
Punt Returns-Yards	0-0	0-0
Kickoff Returns-Yards	3-36	1-15
Interception Returns-Yards	0-0	0-0
Punts (Number-Avg)	2-48.0	3-46.7
Fumbles-Lost	1-1	0-0
Penalties-Yards	10-75	6-47
Possession Time	28:33	31:27
Third-Down Conversions	6 of 13	7 of 15
Fourth-Down Conversions	1 of 3	1 of 2
Red-Zone Scores-Chances	3-6	6-6
Sacks By: Number-Yards	1-5	3-23



GAME 11

Texas Tech	0	7	0	7	-	14
Iowa State	0	3	0	7	-	10

Jack Trice Stadium | Ames, Iowa | 6:00 p.m. | FS1 | Attendance: 52,676



TECH EARNS BOWL ELIGIBILITY WITH WIN AT IOWA STATE

AMES, Iowa (AP) — Tyler Shough put together two long scoring drives and Texas Tech defeated Iowa State 14-10 on Saturday night.

Shough gave the Red Raiders (6-5, 4-4 Big 12 Conference) the lead on a 4-yard touchdown pass to Baylor Cupp with 6:10 remaining in the game, capping a 13-play, 77-yard drive. Shough finished 15-of-21 passing for 141 yards.

At one point, Iowa State (4-7, 1-7) had gained more than twice as many yards as Tech (338 to 151), but the Cyclones failed to reach the end zone, thanks to a pair of third-quarter goal-line stands by the Red Raiders defense. The Cyclones ran five plays from the 2-yard line or closer without scoring a touchdown. They finally broke through when Hunter Dekkers found Easton Dean open down the sideline for a 24-yard touchdown. Dean leaped over a defender on his way to giving Iowa State a 10-7 lead with 11:18 left to play.

Dekkers finished with 294 yards on 23-of-35 passing for the Cyclones. Xavier Hutchinson caught eight passes for 101 yards.

Texas Tech drove 96 yards in 14 plays for the lone touchdown of the first half. Donovan Smith capped it with a 1-yard run, giving the Red Raiders a 7-0 lead.

Drake Nettles kicked a 36-yard field goal to get Iowa State within 7-3 at halftime. Nettles missed an earlier attempt and had another blocked as time expired in the second quarter.

Texas Tech has bounced back after losing four of five games and earned a bowl bid. It's been a season of growing pains for Iowa State, which has younger players at key positions, including sophomore quarterback Dekkers.

TEAM STATISTICS	TTU	ISU
FIRST DOWNS	14	22
RUSHES-NET YARDS (Avg/Rush)	38-105 (2.8)	43-128 (3.0)
PASSING YDS (Avg/Completion)	141 (9.4)	294 (12.8)
Passes Comp-Att-Int	15-21-0	23-36-0
TOTAL OFFENSE PLAYS-YARDS (Avg/Play)	59-246 (4.2)	79-422 (5.3)
Fumble Returns-Yards	0-0	1-19
Punt Returns-Yards	1-4	0-0
Kickoff Returns-Yards	3-58	2-27
Interception Returns-Yards	0-0	0-0
Punts (Number-Avg)	7-39.0	5-38.4
Fumbles-Lost	3-1	1-0
Penalties-Yards	1-8	6-40
Possession Time	23:55	36:05
Third-Down Conversions	3 of 13	9 of 19
Fourth-Down Conversions	1 of 1	1 of 3
Red-Zone Scores-Chances	2-2	1-5
Sacks By: Number-Yards	2-14	3-20

## MEDIA INFORMATION

**MATT DOWDY**

Assistant A.D.

806-928-5190

matthew.dowdy@ttu.edu

**MATT BURKHOLDER**

Associate Director

559-862-3771

matt.burkholder@ttu.edu

**CHRIS DUARTE**

Assistant Director

954-937-3254

chris.duarte@ttu.edu

### TEXAS TECH ATHLETICS COMMUNICATIONS

East Stadium Building, Jones AT&amp;T Stadium (Third Floor)

Office: (806) 742-2770 • Fax: (806) 742-1970

2508 6th Street • Lubbock, TX 79409

www.TexasTech.com/Media



### CREDENTIAL REQUESTS

Please direct all credential requests to the online credential portal located at [www.sportssystem.com/TexasTech](http://www.sportssystem.com/TexasTech). Confirmation of your request will be made upon review by Matt Dowdy. Credentials are limited to members of the working media who are assigned to cover Texas Tech Football. Credentials must be requested online by 5 p.m. Tuesday each week. All requests will be held for pickup until 5 p.m. Friday at the Athletics Communications office (third floor of Whitacre Athletic Center, East Stadium Building). Credentials not picked up by 5 p.m. Friday will be available at Media Will Call located on the northwest side of Jones AT&T Stadium.

No credentials will be issued to any website that is not deemed to have adequate editorial oversight, or does not follow traditional journalistic ethics protocols. Credentials will not be approved to anyone who writes or posts under an alias. Please note that Texas Tech Athletics does not grant credential requests to freelance photographers. It is not always possible to accommodate all requests. No one under 18 years of age will be issued a credential without prior approval. Credentials are non-transferable and may be revoked at any time.

### WEEKLY MEDIA LUNCHEON

During the season, Texas Tech head coach Joey McGuire will host a weekly media luncheon inside the Football Training Facility, located next to Jones AT&T Stadium. The event will be held each Monday during the regular season, excluding the bye week. McGuire will be joined each week by defensive coordinator Tim DeRuyter and offensive coordinator Zach Kittley. Lunch will be served at noon each Monday followed by a 1 p.m. press conference.

### WEEKLY AVAILABILITY SCHEDULE

In addition to the Monday press conference, select student-athletes will be available following practice each Tuesday inside the Sports Performance Center. Practice is expected to conclude around 10:30 a.m. each week with interviews to follow. All specific student-athlete requests should be submitted by 10 a.m. Monday each week during the season.

### INTERVIEW REQUESTS

Please direct all interview requests for head coach Joey McGuire, members of the Texas Tech coaching staff and student-athletes to Matt Dowdy. Contacting student-athletes or coaches directly through text message or social media is strictly prohibited and could result in loss of credentials.

### USE OF TEXAS TECH PHOTOGRAPHY

The use of Texas Tech photos is prohibited without prior approval from the athletics communications office. Texas Tech does not grant permission for use of its photos for social media content purposes. Texas Tech will provide courtesy headshots and action shots upon requests for editorial purposes.

### VIDEO HIGHLIGHTS/NEWS CONFERENCE

Video from news conferences and games will be available to the media via YouTube. Broadcast quality video footage (game highlights, post-practice interviews, post-game interviews, etc) are available by request through the athletics communications office.

### TEXAS TECH PRACTICE SCHEDULE

Sunday - 7:45 p.m.

Monday - OFF DAY

Tuesday - 8:10 a.m.

Wednesday - 3:50 p.m.

Thursday - 9:30 a.m.

Friday - TBD

### PHOTO REQUESTS

Please submit your requests to Chris Duarte.

### COLLEGE PRESSBOX.COM

Collegepressbox is the official media website for Division I football. Access and download game notes, quotes, statistics, media guides, headshots, logos and more for all FBS schools, conferences, postseason games, awards and the College Football Playoff. For access, please register for an account at [collegepressbox.com/register](http://collegepressbox.com/register).

### LIVE STREAMING

Live video streaming of any Texas Tech Athletics event, including news conferences, on ANY social media platform is strictly prohibited without prior approval from the athletics communications office.

### USE OF AUDIO/VIDEO

Any media entity collecting any sort of "video or audio materials" (film, traditional video or audio, digital video or audio, photos, etc.) from Texas Tech University Athletics game events or press conference/media events may use that material only for traditional television newscasts, web-based or print coverage, or other electronic transmission as approved by the University in writing, with a limitation of up to three (3) minutes in length from any single event. Such media entity may not offer any live video, audio or other coverage of the event without the advance, written permission of Texas Tech University Athletics. This policy includes all games, matches and events involving any of Texas Tech's athletic programs. It includes all media events -- press conferences, pre/post-practice interviews and pre/post-game interviews. An exception would be a one-on-one interview arranged through the Texas Tech Athletics Communications office with a Texas Tech, coach, athlete or administrator.

## TEXAS TECH SPORTS NETWORK

The Texas Tech Sports Network from Learfield Sports will carry all the exciting action of Red Raider Football beginning with the season opener with Murray State and all the way through the bowl season. Brian Jensen (play-by-play) and John Harris (color analyst) return to the broadcast booth and will be joined on the sidelines by Chris Level (sidelines).

### 2022 RED RAIDER FOOTBALL AFFILIATES

CITY	STATION	FREQUENCY
Abilene/Haskell	KVRP-FM	97.1
Alpine	KVLF-AM	1240
Amarillo	KARX-FM	95.7
Amarillo	KPUR-AM	1440
Andrews	KACT-AM	1360
Andrews	KACT-FM	105.5
Artesia, N.M.	KSVP-AM	990
Austin	KOKE-AM	1600
Big Spring	KBST-FM	95.7
Brady	KNEL-FM	95.3
Breckenridge	KLXK-FM	93.5
Brownwood	KQBZ-FM	96.9
Dallas	KFXR-AM	1190
El Paso	KHEY-AM	1380
Fredericksburg	KNAF-AM	910
Hereford	KPAN-AM	860
Hereford	KPAN-FM	106.3
Hobbs, N.M.	KHOB-AM	1390
Houston	KKHT-FM	100.7
Junction	KMBL-AM	1450
Lamesa	KPET-AM	690
Lamesa	KPET-FM	105.1
Lampasas	KACQ-FM	101.9
Lampasas	KCYL-AM	1450
Lubbock	KTTU-FM	97.3
Lubbock	KXTQ-FM	100.7
Lubbock	KJTV-AM	950
Lubbock	KQOT-FM	106.5
Memphis	KLSP-FM	105.3
Midland/Odessa	KCRS-AM	550
Odessa	KCRS-FM	95.5
Pecos	KDNZ-FM	97.3
Perryton	KEYE-AM	1400
Perryton	KEYE-FM	93.7
Plainview	KREW-AM	1400
San Angelo	KLDE-FM	105.3
San Antonio	KZDC-AM	1250
San Antonio	KZDC-FM	94.5
Seminole	KSEM-FM	106.3
Seymour	KSEY-FM	94.3
Seymour	KSEY-AM	1230
Snyder	KGWG-FM	91.1
Sweetwater	KSST-AM	1240
Tyler	KTBB-AM	600
Tyler	KYZS-AM	1490
Waco	KWBT-HD2	94.5

### SATELLITE RADIO

Sirius XM Radio Ch. 135 or 200

XM App Ch. 954

Varsity App Search "Texas Tech"

**collegepressbox**  
SINCE 2005 EVERYTHING BUT THE PREGAME MEAL

## COVERING THE RED RAIDERS

**21**  
**MONDAY**

**MEDIA LUNCHEON**  
11:30 a.m.

**PRESS CONFERENCE**  
12:30 p.m.

**22**  
**TUESDAY**

**MEDIA AVAILABILITY**  
10:15 a.m.  
Sports Performance Center

**23**  
**WEDNESDAY**

**NO AVAILABILITY**  
  
**CREDENTIAL WILL-CALL**  
3-5 p.m.  
Communications Office

**24**  
**THURSDAY**

**NO AVAILABILITY**  
Happy Thanksgiving

**25**  
**FRIDAY**

**NO AVAILABILITY**

**26**  
**SATURDAY**

**OKLAHOMA AT TEXAS TECH**  
6:30 p.m. CT  
Jones AT&T Stadium

**27**  
**SUNDAY**

**NO AVAILABILITY**