



39 BOWL APPEARANCES | 11 CONFERENCE CHAMPIONSHIPS | 585 ALL-TIME VICTORIES | #WRECKEM

TEXAS TECH RED RAIDERS

2022 GAME NOTES

GAME

11

at

IOWA STATE

Nov. 19, 2022



Jack Trice Stadium (61,500)
Ames, Iowa

6 p.m. CT
FOX Sports 1
TTU Sports Network

2022 SCHEDULE/RESULTS

Overall: 5-5 | Big 12: 3-4 | H: 5-1 | A: 0-4 | N: 0-0

SEPTEMBER • (3-1)

3	MURRAY STATE	W, 63-10	Big 12 Now
10	#25 HOUSTON	W, 33-30 (2OT)	FS1
17	at #16/12 N.C. State	L, 14-27	ESPN2
24	#22/19 TEXAS*	W, 37-34 (OT)	ESPN

OCTOBER • (1-3)

1	at #25 Kansas State*	L, 28-37	Big 12 Now
8	at #7 Oklahoma State*	L, 31-41	FS1
22	WEST VIRGINIA*	W, 48-10	FS1
29	BAYLOR*	L, 17-45	ESPN2

NOVEMBER • (1-1)

5	at #7 TCU*	L, 24-34	FOX
12	KANSAS*	W, 43-28	Big 12 Now
19	at Iowa State*	6 p.m.	FS1
26	OKLAHOMA*	6:30 p.m.	FS1

DECEMBER • (0-0)

3	Big 12 Championship	TBD	TBD
---	---------------------	-----	-----

TV: FOX SPORTS 1

- Play-by-Play: Eric Collins
- Analyst: Devin Gardner
- Producer: Kevin Patterson



RADIO: TEXAS TECH SPORTS NETWORK

- Play-by-Play: Brian Jensen
- Analyst: John Harris
- Sideline Reporter: Chris Level
- SiriusXM: Channel 380
- National Radio: None
- Mobile App: Varsity Network (Texas Tech)



SOCIAL MEDIA: #WreckEm

- Twitter: @TexasTechFB
- YouTube: TexasTechAthletics
- Instagram: @TexasTech_FB
- Facebook: TexasTechFootball
- TikTok: TexasTechAthletics

TEXAS TECH COACHING STAFF

SIDELINE

- **Joey McGuire**, Head Coach (First Season)
- **Zach Kittley**, Offensive Coordinator/QBs (First Season)
- **Kenny Perry**, Assoc. H.C./Special Teams/RBs (First Season)
- **C.J. Ah You**, Outside Linebackers (First Season)
- **Josh Bookbinder**, Inside Linebackers (First Season)
- **Zarnell Fitch**, Defensive Line (First Season)
- **Stephen Hamby**, Offensive Line (First Season)
- **Emmett Jones**, Passing Game Coordinator/WRs (First Season)
- **Marcel Yates**, Passing Game Coordinator/DBs (First Season)

PRESSBOX

- **Tim DeRuyter**, Defensive Coordinator (First Season)
- **Josh Cochran**, Tight Ends (First Season)


TEXAS TECH

Record	5-5 Overall; 3-4 Big 12
Rankings	AP: NR Coaches: NR CFP: NR
Last Game	Def. Kansas, 43-28
Streak	Won 1
Head Coach	Joey McGuire
Career Record	5-5 (1st Season)
Record at Texas Tech	Same
Record vs. Iowa State	First Meeting

IOWA STATE

Record	4-6 Overall; 1-6 Big 12
Rankings	AP: NR Coaches: NR CFP: NR
Last Game	Lost at Oklahoma State, 20-14
Streak	Lost 1
Head Coach	Matt Campbell
Career Record	81-55 (11th Season)
Record at Iowa State	46-40 (7th Season)
Record vs. Texas Tech	5-1

SATURDAY STORYLINES



RED RAIDERS SEEKING BOWL ELIGIBILITY

- Texas Tech will look to build off its win over Kansas by becoming bowl eligible Saturday when the Red Raiders travel to Jack Trice Stadium to face Iowa State. The Red Raiders have made 39 bowl appearances in their history, which ranks in the top 25 all-time in college football history.
- The Red Raiders will be searching for its first win in Ames since 2014 as the Cyclones have won the last three meetings at home. Texas Tech is 1-1 against Iowa State in November games played in Ames as the Red Raiders went on the road to top the Cyclones in 2014 but fell in the 2016 matchup between the two schools.



TEXAS TECH LOOKS TO "TAKE THREE"

- Neither Texas Tech or Iowa State have been among the nation's leaders in turnover margin this season, making that an area a key category to watch this weekend. Texas Tech is a perfect 3-0 this season when leading the turnover margin with wins already against Texas, West Virginia and Kansas.
- The Red Raiders, who are also 4-0 this year when creating multiple turnovers, have recorded seven of their 13 takeaways this season over the last four games. Texas Tech was able secure two takeaways last weekend versus Kansas thanks to a Kosi Eldridge interception and a late fumble recovery from Jaylon Hutchings, forced by Jesiah Pierre..



SHOUGH RETURNS TO POWER KU WIN

- Tyler Shough returned as Texas Tech's starting quarterback against Kansas, leading the Red Raiders with 246 passing yards and a touchdown, while also rushing for a team-leading 76 yards and another score in the victory. It was his second start of the season and his sixth as a Red Raider as Texas Tech is now 5-1 all-time in those games.
- While Shough was efficient through the air, it was his work on the ground that caught attention as he finished nine rushing yards shy of his career high. His 76 rushing yards marked the most for a Red Raider quarterback since Jett Duffey scampered for 80 yards at Texas in 2018.

RED RAIDERS BY THE NUMBERS

4.5

Combined number of tackles for loss Jesiah Pierre has recorded the past two games, which includes 3.5 sacks. Pierre sealed the win over Kansas with a sack and forced fumble that gave Tech the ball back for its final TD.

36

Number of career field goals for senior kicker Trey Wolff, who was a perfect 3-for-3 this past weekend against Kansas. Wolff now ranks eighth all-time in Texas Tech history in career field goals.

37

Number of career rushing touchdowns for SaRodorick Thompson following his fourth of the season versus Kansas. That touchdown moved the senior into a tie for third all-time in Tech history with Byron Morris.

INSIDE JOEY MCGUIRE

JOEY MCGUIRE FILE

Hometown	Crowley, Texas
Education	Texas-Arlington '95 (Kinesiology)
Wife	Debbie
Children	Daughter: Raegan; Son: Garret

COACHING HISTORY

Year	Position
2022-present	Texas Tech Head Coach
2020-21	Baylor Associate Head Coach (Outside Linebackers)
2019	Baylor Associate Head Coach (Defensive Ends)
2017-18	Baylor Assistant Coach (Tight Ends)
2003-16	Cedar Hill High School Head Coach
1997-02	Cedar Hill High School Assistant Coach
1995-96	Crowley High School Assistant Coach

BOWL GAMES (3)

2021	Allstate Sugar Bowl*
2019	Allstate Sugar Bowl
2018	Academy Sports + Outdoors Texas Bowl

* bowl came after he already accepted the Texas Tech position.

RECORD AGAINST OPPONENTS

Opponent	Overall	Home	Away	Neutral
Baylor	0-1	0-1	0-0	0-0
Houston	1-0	1-0	0-0	0-0
Iowa State	0-0	0-0	0-0	0-0
Kansas	1-0	1-0	0-0	0-0
Kansas State	0-1	0-0	0-1	0-0
Murray State	1-0	1-0	0-0	0-0
N.C. State	0-1	0-0	0-1	0-0
Oklahoma	0-0	0-0	0-0	0-0
Oklahoma State	0-1	0-0	0-1	0-0
TCU	0-1	0-0	0-1	0-0
Texas	1-0	1-0	0-0	0-0
West Virginia	1-0	1-0	0-0	0-0

RECORD VERSUS CONFERENCES

Conference	Overall	Home	Away	Neutral
American	1-0	1-0	0-0	0-0
ACC	0-1	0-0	0-1	0-0
Big Ten	0-0	0-0	0-0	0-0
Big 12	3-4	3-1	0-3	0-0
Conference USA	0-0	0-0	0-0	0-0
FBS Independents	0-0	0-0	0-0	0-0
Mid-American	0-0	0-0	0-0	0-0
Mountain West	0-0	0-0	0-0	0-0
Pac-12	0-0	0-0	0-0	0-0
SEC	0-0	0-0	0-0	0-0
Sun Belt	0-0	0-0	0-0	0-0
FCS Opponents	1-0	1-0	0-0	0-0

NFL DRAFT PICKS

Name	Year	Rd.	Pick	Team
Terrel Bernard, OLB*	2022	3rd	89	Buffalo
William Bradley-King, OLB*	2021	7th	240	Washington
James Lynch, DL*	2020	4th	130	Minnesota
Bravion Roy, DL*	2020	6th	184	Carolina

ALL-BIG 12 SELECTIONS

Name	Year	Team
James Lynch, DL	2019	1st
Vravion Roy, DL*	2019	1st
Terrel Bernard, OLB*	2020	2nd
Terrel Bernard, OLB*	2021	1st



HEAD COACH JOEY MCGUIRE

There's been a key ingredient to Joey McGuire's success throughout his career: authentic relationships. It's the reason he became beloved as a high school coach, leading Cedar Hill to three state championships despite inheriting a program that had never won a playoff game prior to his promotion. It's also why he was so successful in transitioning to the collegiate level, helping rebuild a Baylor program that turned into a Big 12 contender during his tenure.

Now, McGuire will look to do the same at Texas Tech where he enters his first season as head coach. McGuire, a 2020 inductee into the Texas High School Coaches Association Hall of Honor and a 2022 member of the Texas High School Football Hall of Fame, was named the 17th head coach in program history by Director of Athletics Kirby Hocutt on Nov. 9, 2021.

In the short time since his hire, it hasn't taken long to quickly see McGuire's extensive ties to the state of Texas at work as Texas Tech has already established itself as the unofficial home to the Texas High School Coaches Association (THSCA). Those ties have already paid dividends early in his tenure as McGuire and his staff were able to sign an impressive 2022 class that ranked in the top-40 nationally. It marked the highest-ranked recruiting class for the Red Raiders since the 2012 class.

Texas Tech's success on the recruiting trail has stemmed, in part, due to the relationships McGuire has formed throughout the state through his connections with the THSCA. It can also be contributed to the charter staff he assembled shortly after his hire, namely with several successful assistant coaches who, like McGuire, began their careers at the high school level.

McGuire created one of the most-memorable turnaround stories in Texas high school football history during his 14 seasons leading Cedar Hill. The Longhorns not only won at a high level under McGuire, but they transformed into one of the state's most dominant programs with its first state title in 2006 and then back-to-back state crowns in 2013 and 2014.

Cedar Hill was an impressive 141-42 during McGuire's tenure, going from an unknown to a state champion in only his fourth season as head coach. The Longhorns' dynasty featured 12-consecutive playoff appearances, nine bi-district titles and seven district crowns under McGuire, including another appearance in the state title game in 2012 where Cedar Hill fell to Katy.

McGuire, at only the age of 31, was promoted to head coach at Cedar Hill prior to the 2003 season following six seasons as an assistant coach. Cedar Hill had not recorded a winning season in the eight years prior to his promotion, a streak he quickly ended with a 6-4 campaign in his debut. McGuire was previously an assistant coach at his alma mater, Crowley High School, during the 1995 and 1996 seasons prior to his move to Cedar Hill.

The back-to-back state titles provided McGuire with several opportunities to depart for the collegiate level, a move he wouldn't make until after the 2016 season when Matt Rhule contacted him shortly after his hire as the new head coach at Baylor. Needing someone with extensive ties throughout the state of Texas, Rhule hired McGuire initially as his tight ends coach. The move was perfect timing for McGuire, who had remained at Cedar Hill to coach his son, Garret, for his final two seasons.

Baylor reached bowl eligibility three times with McGuire on staff and were in the midst of an eventual run to the Big 12 crown and a second appearance in the Allstate Sugar Bowl when McGuire was tabbed as Texas Tech's new head coach late in the 2021 season. McGuire served as Baylor's associate head coach during each of his final three seasons as he oversaw three different position groups during his tenure: tight ends (2017-18), defensive ends (2019) and outside linebackers (2020-21).

Following his success helping rebuild the Baylor program, Texas Tech was an ideal fit for McGuire, whose daughter, Raegan, was a recent graduate of the university. McGuire had visited Lubbock numerous times previously either to see his daughter or earlier in life when several life-long friends attended the university. McGuire likes to say he would have attended Texas Tech, himself, had he not met his wife, Debbie. He eventually earned his bachelor's degree in kinesiology from the University of Texas at Arlington in 1995.

The couple's two children are also highly successful in their own walks of life as Garret is entering his third season as a member of the Carolina Panthers coaching staff. He was previously a quarterback at Baylor from 2017-20 before joining the coaching profession. Raegan, meanwhile, is a fashion designer for AMUR in New York City. She is engaged to her fiancé, Joe Tocco.

INSIDE JOEY MCGUIRE & THE BRAND



THE BRAND

The core tenant of the Texas Tech football program under McGuire revolves around The Brand, which stands for his desire that the Red Raiders become the "toughest, hardest-working, most-competitive team in the country." On his final interview for the Texas Tech position, McGuire described his vision for the Red Raider program using The Brand, which President Lawrence Schovanec said "describes West Texas."



THE HALL OF FAMER

There likely isn't a power-five football program in the state of Texas with better ties to its high school coaches than at Texas Tech as McGuire hired five members of his charter coaching staff that have ties to the Texas High School Coaches Association. McGuire, himself, is already a legend at the prep level as a member of the THSCA Hall of Honor and the Texas High School Football Hall of Fame.



COVER GUY

McGuire received one of the highlights of his career this past summer as he graced the cover of Dave Campbell's Texas Football alongside longtime friend and UTSA head coach Jeff Traylor. The publication, dubbed the football Bible of Texas, documented McGuire and Taylor's rise from state champion high school coaches to successful collegiate head coaches with the appropriate title, "Forged on Fridays."

THE UNOFFICIAL HOME OF THE THSCA

Since his hire as Texas Tech's head coach, **Joey McGuire** has made it a point to brand the Red Raiders the "unofficial home of the Texas High School Coaches Association." Already a Hall of Famer, himself, McGuire hired a charter staff filled with experience at both the collegiate and high school levels with five assistant coaches who have previous ties to the THSCA as well as a slew of support staff members.

TEXAS TECH FOOTBALL STAFF WITH THSCA TIES

Name	THSCA Position
Joey McGuire	Cedar Hill Head Coach (2003-16)
Kenny Perry	Arlington Bowie (2006-12)/Halton City (2004-05)/Sam Houston (2000-03)
Josh Cochran	Lindale H.S. Asst. Coach (2015)
Zarnell Fitch	Lincoln H.S. Head Coach (2013) / Asst. Coach (2011-12)
Emmett Jones	South Oak Cliff H.S. Head Coach (2012-14)
Kirby Ennis (Defensive GA)	North Forney H.S. Asst. Coach (2017-19)
Jah'Shawn Johnson (Defensive GA)	Ennis H.S. Asst. Coach (2020-21)
Brian Nance (Dir. of Scouting)	Temple H.S. Asst. Coach (2018)
Dave Martin (Dir. of Player Development)	Cedar Hill H.S. Asst. Coach (1999-03)

Texas Tech also has three current student-athletes on its roster whose fathers are prominent high school coaches in the state in Allen's Lee Wiginton, the father of redshirt freshman wide receiver **Haydon Wiginton**, Amarillo Tascosa's Ken Plunk, the father of sophomore defensive back **Joseph Plunk** and Eastland's James Morton, the father of redshirt freshman quarterback **Behren Morton**.



FIRST-YEAR HCs at TEXAS TECH

- The 98th season of Texas Tech Football will feature a new look on the sidelines this fall as **Joey McGuire** take over as the 17th head coach in program history. McGuire will be looking to send the Red Raiders back to a bowl game for a second-consecutive season in his debut. If history repeats itself, McGuire could be in store for a solid debut season as 11 of the 16 previous head coaches have recorded a winning record in their first year. Texas Tech has advanced to a bowl game in seven of those seasons previously, most recently in the Holiday Bowl in 2013 under **Kliff Kingsbury**.
- First-year head coaches have found success in their debut season over the past few decades as six of that past seven leaders of the football program have boasted a winning record in their debut season. That list features **David McWilliams** (1986), **Spike Dykes** (1987), **Mike Leach** (2000), **Tommy Tuberville** (2010) and **Kliff Kingsbury** (2013).
- McGuire is the sixth head coach all-time to inherit a football program coming off a bowl appearance, joining the likes of **Steve Sloan**, **Rex Dockery**, **Spike Dykes**, **Tommy Tuberville** and **Kliff Kingsbury**. Of that group, only Tuberville and Kingsbury returned the Red Raiders back to a bowl game during their debut season.
- Of the head coaches in Texas Tech's history, McGuire resembles Dykes likely the best, not only for his charm and engaging personality but also his ties as a former high school head coach. Dykes spent a decade at the prep level with stops as an assistant in Eastland, Ballinger, San Angelo Central and then head coaching roles at Coahoma, Belton, Big Spring, Alice and Midland Lee. After three years as Texas Tech's defensive coordinator, Dykes was promoted to head coach prior to the 1986 Independence Bowl, starting a successful 13 seasons that featured 82 wins.

TEXAS TECH HEAD COACHES ALL-TIME IN DEBUT SEASON

Name	Year	Record	Bowl
E.Y. Freeland	1925	6-1-2	--
Grady Higgenbotham	1929	1-7-2	--
Pete Cawthon	1930	3-6	--
Dell Morgan	1941	9-2	Sun
DeWitt Weaver	1951	7-4	Sun
JT King	1961	4-6	--
Jim Carlen	1970	8-4	Sun
Steve Sloan	1975	6-5	--
Rex Dockery	1978	7-4	--
Jerry Moore	1981	1-9-1	--
David McWilliams	1986	7-5	Independence
Spike Dykes	1987	6-4-1	--
Mike Leach	2000	7-6	Gallery Furniture
Tommy Tuberville	2010	8-5	TicketCity
Kliff Kingsbury	2013	8-5	Holiday
Matt Wells	2019	4-8	--
Joey McGuire	2022	5-5	--

RECRUITING SUCCESS UNDER MCGUIRE

- Texas Tech has reaped the benefits of McGuire's ties to the state of Texas in the months following his hire as the Red Raiders signed their best signing class since 2012. The class, boosted by McGuire's hiring in November, was ranked as high as 39th nationally by Rivals, a steady improvement from its spot in the 70s prior to his hire.
- Texas Tech is currently ranked in the top-20 nationally for the 2023 class by both 247Sports and Rivals heading into the 2023 season. If that ranking stands, it would mark the highest-rated recruiting class for the Red Raiders in program history.
- One of the key factors in Texas Tech's recruiting success was the hiring of **James Blanchard** as Director of Player Personnel. Blanchard, who flew alongside McGuire to Lubbock as soon as he received the head coaching position, was recently named one of the top rising personnel and recruiting staffers in the country by the On3.com website.

CEDAR HILL CONNECTIONS

- **Joey McGuire** made his name in the coaching profession during his 14 seasons leading Cedar Hill High School in the Dallas-Fort Worth metroplex. In his first season as Texas Tech's head coach, he'll have five former Cedar Hill standouts on his roster in super senior linebacker **Dimitri Moore**, redshirt freshman outside linebacker **Charles Esters III** and then three true freshmen in defensive lineman **Harvey Dyson III**, defensive lineman **Syncere Massey** and defensive back **Jalon Peoples**.
- The draw of playing for McGuire was so large for Texas Tech's three true freshmen from Cedar Hill that all three committed the night McGuire was named the Red Raiders' new head coach. Their signing plus several other commitments following McGuire's hiring helped push Texas Tech to its best signing class since 2012.
- **Dimitri Moore** is the only Red Raider on the 2022 roster who can actively say he knows exactly what it's like playing for McGuire. The sixth-year senior was on McGuire's final team at Cedar Hill in 2016 before embarking on a successful collegiate career with stops at Vanderbilt and Missouri State. Moore was a member of McGuire's final state championship team at Cedar Hill as a sophomore in 2014.
- While he did not graduate from Cedar Hill, **Jordan Brown** attended the high school up until his senior year as he was a freshman when McGuire departed for Cedar Hill. His older brother, Laquionte Gonzalez, was on a Cedar Hill team under McGuire that played in the Class 6A state title game as a senior in 2012.

NOT THE ONLY COACH IN THE FAMILY

- Turn on a television any weekend this fall and you could possibly see another McGuire roaming the sidelines as **Garret McGuire** is currently in his third season as an offensive assistant with the Carolina Panthers. Garret McGuire previously played under his father at quarterback at Cedar Hill High School before enjoying four years as a backup at Baylor.

WHAT THEY ARE SAYING...

■ Bob Stoops, former Oklahoma head football coach

"I believe this is an awesome hire, I've known Joey a long time, since my first couple of years here going to recruit down in the Dallas area. He's always run a first class program, always very positive and was always close and connected with his players. The players love playing for him. I think football is relative and you do a great job, at whatever level you're playing, I think there is no reason you can't do it at a different level. He got great experience being at Baylor for the last 5 years, being with Matt Rhule, who I think is a heck of a coach. The same thing with Dave Aranda, who's doing a great job in his second year [at Baylor]. He's been influenced by two head coaches that have had really strong success. I believe that Joey is a person that connects, motivates players, and he will connect with the community and high school coaches around the state of Texas. I think he will do a great job."

■ Matt Rhule, former Carolina Panthers, Baylor head coach

"I think he will be unbelievable ushering in a new era at Tech. I think that he's one in a million. There are not many people like Joey McGuire as a person, as a coach. I think that there's not ever going to be a bad day ever in that facility, those players are going to be developed, they're going to be loved, they're going to be honed, they're going to be developed in every aspect of their life. He's going to bring excitement to all West Texas, especially to Lubbock. For Red Raider Nation I think he's absolutely going to be a bolt of energy, throughout the entire athletic department and you guys are going to play really good football too."

■ Kim Mulkey, LSU head women's basketball coach

"I am so happy for Joey. Not only is he a great coach, he has the people skills to recruit. He is well connected to the Texas high school coaches. Texas Tech will love him and his wife, Debbie and their two children."

■ Mack Brown, North Carolina head football coach

"I'm thrilled Coach McGuire is receiving this opportunity at Texas Tech because he's earned it. He was a great high school coach during my time at Texas and it doesn't surprise me at all that he's worked his way to a head coaching position in the Big 12. He's a smart, innovative coach, who brings deep ties to Texas high school football with him to Lubbock. I've always admired him, and if I had a son, I would want him to play for Coach McGuire. I think Texas Tech made a smart decision here and Coach McGuire will do an excellent job for them."

■ Joe Martin, Executive Director of THSCA

"I am very proud and excited for Joey on being selected the next head football coach at Texas Tech. He is a hometown product starting as a player at Crowley and working his way up the ranks to head coach at Cedar Hill and eventually as associate head coach at Baylor. He is a past member of the THSCA Board of Directors and has many friends in the high school coaching community across the state. Joey is as good as they come as a coach and we wish him the best!"

■ Glen West, Assistant Executive Director of THSCA

"Joey is one of our own. He is a personable friend to many. In the world we live in today where fewer and fewer coaches have fewer communication with college coaches than in the past, this is a refreshing change. We feel there will be an open dialogue with all the high school coaches in the state, and he will get our full support. Joey is never too busy for you. He's the same guy he was at Baylor as he was when he was the head coach at Cedar Hill High School. Parents will love him. Players will love him. It's going to be a fun time. We are over the top excited for his hire at Texas Tech."



SERIES HISTORY



IOWA STATE (12-8)
Home: 8-3 Away: 4-5 Neutral: 0-0 OT: 0-0.
Big 12: 10-8 (Home: 6-3; Away: 4-5).
Jones AT&T Stadium: 11 (8-3).
Cyclone Stadium/Jack Trice Stadium: 8 (3-5).
Games decided by 3 points or less: 2 (2-0).
Games decided by 7 points or less: 4 (4-0).
Most Points-TTU: 66 (66-31 win on Oct. 10, 2015).
Most Points-ISU: 66 (66-10 loss on Nov. 19, 2016).
Fewest Points-TTU: 7 (41-7 loss on Oct. 29, 2011).
Fewest Points-ISU: 0 (52-0 loss on Sept. 23, 1967).
Largest Win: 52 (52-0 win on Sept. 23, 1967).
Largest Loss: 56 (66-10 loss on Nov. 19, 2016).
Win Streak: 4, twice (1967-2002 and 2012-15).
Loss Streak: 5 (Nov. 19, 2016-Oct. 10, 2020).
Most Attended: 59,260 on Oct. 29, 2011 in Lubbock, Texas.
Last 10: 5-5

SERIES HISTORY

Date	Loc.	W/L	TTU	ISU	Att.
Sept. 23, 1967	H	W	52	0	38,250
Sept. 14, 1974	H	W	24	3	38,442
*Sept. 26, 1998	A	W	31	24	33,810
*Nov. 6, 1999	H	W	28	16	41,691
*Oct. 12, 2002	A	L	17	31	51,842
*Oct. 11, 2003	H	W	52	21	49,627
*Oct. 21, 2006	A	W	42	26	44,112
*Oct. 6, 2007	H	W	42	17	46,558
*Oct. 2, 2010	A	L	38	52	43,162
*Oct. 29, 2011	H	L	7	41	59,260
*Sept. 29, 2012	A	W	24	13	54,149
*Oct. 12, 2013	H	W	42	35	57,367
*Nov. 22, 2014	A	W	34	31	50,877
*Oct. 10, 2015	H	W	66	31	53,891
*Nov. 19, 2016	A	L	10	66	50,787
*Oct. 21, 2017	H	L	13	31	57,045
*Oct. 27, 2018	A	L	31	40	57,908
*Oct. 19, 2019	H	L	24	34	52,315
*Oct. 10, 2020	A	L	15	31	13,502
*Nov. 13, 2021	H	W	41	38	47,158

KEY:
*Big 12 Conference game

TEAM NOTEBOOK

RED RAIDERS LOOK TO BUILD OFF DRAMATIC 2021 WIN

- This will be the 21st all-time meeting between Texas Tech and Iowa State as the Red Raiders are 12-8 after snapping a five-game losing streak to the Cyclones with a dramatic 41-38 victory a year ago. The Red Raiders used a career-high 322 passing yards from **Donovan Smith** and 175 receiving yards from **Myles Price** to secure the victory, which was capped by a 62-yard field goal as time expired from **Jonathan Garibay**. The field goal marked the longest in Texas Tech history and the longest all-time by an FBS kicker to win a game with less than a minute remaining.
- The Red Raiders are 4-5 all-time in games played in Ames as Texas Tech will be looking for its first win at Iowa State since a 34-31 victory over the Cyclones in 2014. Iowa State has won the past three visits to Ames with a 66-10 rout in 2016, a close 40-31 victory in 2018 and then a 31-15 victory in 2020.
- Texas Tech is 10-8 against the Cyclones during the Big 12 era. The two schools met twice prior to the formation of the Big 12 Conference in 1996 as Texas Tech routed Iowa State, 52-0, in 1967 and then added a 24-3 victory in 1974.
- Of the 18 previous meetings between the two schools, only four have been determined by one possession or less as the Red Raiders are a perfect 4-0 in those games with wins in 1998, 2013, 2014 and 2021. Prior to last season's dramatic finish, each of the previous six contests have been decided by nine points or more.
- The 2020 meeting between the two schools marked only the second time in the series that the Red Raiders faced a ranked Iowa State team. Texas Tech is 12-6 all-time against unranked Iowa State teams as the Cyclones were No. 11 in the polls in their 2002 victory over the Red Raiders and then No. 24 two years ago in the last trip to Ames.
- The 2021 victory marked the seventh time Texas Tech has scored at least 40 points in its series with the Cyclones. The Red Raiders are averaging 39.8 points in wins over the Cyclones and just 19.4 points in its losses. In fact, Texas Tech is 9-2 all-time against the Cyclones when scoring at least 30 points over the course of the series.

CAREER NOTABLES VERSUS THE CYCLONES

- **Tony Bradford Jr.** set a career-high with eight tackles in Texas Tech's last trip to Ames as he also had a tackle for loss and two quarterback hurries. He has 11 stops during his career against Iowa State, including 1.5 for a loss.
- **Tahj Brooks** had a strong showing in the 2021 matchup, carrying nine times for 80 yards and a touchdown, while also catching a pair of passes for 21 yards. Brooks had Texas Tech's first touchdown of the afternoon, finding the end zone from 14 yards out on the Red Raiders' opening drive.
- This will be the fifth career time **Adrian Frye** has faced the Cyclones as he has four tackles and a pass breakup defensively. In the last two meetings, Frye has been able to make an impact on special teams with four punt returns totaling 52 yards (13.0 average). Frye exploded on a career-best 39-yard return a year ago, giving Texas Tech great field position to start a third-quarter drive at the Iowa State 30-yard line.
- **Myles Price** had a career day a year ago against the Cyclones as he hauled in nine catches for 175 yards in the win. It marked the most receiving yards all-time by a Red Raider in the series versus Iowa State, snapping the previous mark of 166 yards that was set by **Jakeem Grant** in the 2015 contest. Price gave the Red Raiders a 14-7 lead late in the first quarter thanks to a 39-yard touchdown strike from Donovan Smith.
- The 2021 matchup marked the first career start for **Donovan Smith**, who picked apart the Iowa State defense to the tune of 322 yards on 25-of-32 passing. It was the first of four now 300-yard performances in Smith's career as he became the ninth Red Raider since 1999 to throw for 300 yards in his starting debut. His 322 passing yards marked the second-highest total all-time for a Red Raider freshman making his starting debut, trailing only the 415 yards from **Davis Webb** against Iowa State in 2013. Smith had three touchdown passes in the win and also rushed for 50 yards on 14 carries. With the win, Texas Tech improved to 16-2 at the time when its quarterback is making his first career start during the Big 12 era.
- **Dadrian Taylor-Demerson** recorded his third and final interception of the 2021 season a year ago against Iowa State. The interception went along with five tackles as he picked off Iowa State quarterback Brock Purdy on only the third play of the second half.
- **SaRodorick Thompson** has found the end zone three times in his career versus Iowa State as he has totaled 116 rushing yards off 25 carries over his career. Thompson is averaging only 38.7 yards per carry over three career games versus the Cyclones, which is his lowest clip versus any Big 12 opponent. Thompson's best performance against Iowa State came as a redshirt freshman in 2019 as he carried 10 times for 57 yards and a pair of touchdowns. He also has 10 catches for 41 yards against Iowa State over his career.

THOMPSON vs. THE BIG 12

Career rushing totals for SaRodorick Thompson against Big 12 opponents

School	GP	Yards	YPG	TDs
Baylor	4	305	76.3	2
Iowa State	3	116	38.7	3
Kansas	4	248	62.0	2
Kansas State	4	204	51.0	3
Oklahoma	3	137	45.7	1
Oklahoma State	5	358	71.6	4
TCU	4	205	51.3	3
Texas	4	314	78.5	3
West Virginia	5	210	42.0	6

STATISTICAL MATCHUP: TEXAS TECH vs. IOWA STATE

CATEGORY	TECH	NCAA	BIG 12	ISU	NCAA	BIG 12
Scoring Offense	33.8	31st	5th	21.8	107th	10th
Total Offense	466.9	18th	2nd	368.5	84th	10th
Rushing Offense	155.6	64th	8th	100.9	118th	10th
Passing Offense	311.3	13th	1st	267.6	32nd	4th
Passing Efficiency	126.9	94th	9th	129.9	84th	8th
Time of Possession	29:30	76th	6th	32:35	19th	1st
Scoring Defense	29.6	97th	7th	16.7	9th	1st
Total Defense	388.0	79th	6th	280.4	10th	1st
Rushing Defense	165.9	92nd	8th	105.2	12th	1st
Passing Defense	222.1	62nd	3rd	175.2	12th	1st
Passing Efficiency Defense	129.0	64th	7th	123.9	46th	4th
QB Sacks Per Game	2.4	50th	1st	1.5	111st	10th
Tackles for Loss	6.8	22nd	4th	5.3	85th	7th
Net Punting	39.0	58th	5th	38.8	63rd	6th
Punt Returns	7.9	68th	7th	5.4	101st	10th
Kickoff Returns	21.1	42nd	4th	15.1	126th	10th
Turnover Margin	-6	110th	9th	-5	104th	8th

NOVEMBER TRIPS NORTH RARE FOR TEXAS TECH

- Saturday's game in Ames will mark only the 10th time in program history that the Red Raiders have played a game north of the state of Oklahoma during the month of November. Traditionally, Texas Tech has played games against in-state rivals with additional trips to the state of Oklahoma and Arkansas (Southwest Conference era) during the final month of the regular season.
- Texas Tech is 3-6 all-time in games played north of Oklahoma during November with losses in each of their last three trips. The Red Raiders' two lone victories came at Iowa State in 2014 and at Wake Forest in 1941.
- This will be the sixth time since 2014 the Red Raiders have played north of Oklahoma during November as the Red Raiders fell at Kansas State in 2018, at Iowa State in 2014 & 2016, and at West Virginia in 2015 before winning in 2019.

NEWS & NOTES HEADING INTO IOWA STATE

- The victory over Kansas improved the Red Raiders to 5-1 at home this season, marking their most wins at Jones AT&T Stadium since Texas Tech was 6-1 overall in front of its fans in 2009. The Red Raiders, who close the regular season by hosting Oklahoma on Nov. 26, have won six or more home games in a season 10 times in their history, including four times as Big 12 Conference members (2000, 2005, 2008, 2009).
- Texas Tech will be seeking a much-needed win Saturday to extend its season to a bowl game for the 40th time in program history. A victory over the Cyclones would return the Red Raiders to a bowl in back-to-back seasons for the first time since the 2012-13 campaigns. Texas Tech currently ranks tied for 21st in FBS history and tied for third in the Big 12 Conference in all-time bowl appearances.
- The Red Raiders enter their final two games of the regular season at 5-5 overall for the 10th time in program history. In the previous 10 occurrences, the Red Raiders have found a way to pull off at least one victory in six of those seasons (1991, 1993, 1999, 2010, 2015, 2017).
- Texas Tech currently stands at 3-4 in Big 12 play entering the final two games of the regular season. With wins against both Iowa State and Oklahoma, the Red Raiders would guarantee their first winning conference record since 2009 when Texas Tech was 5-3 in league play as part of the former eight-game model.
- Winning the turnover margin has been a key message for **Joey McGuire** since his hiring as part of his pull to "take three" each game. The Red Raiders are a perfect 3-0 this season when winning the turnover margin after victories over Texas (+2), West Virginia (+4) and last weekend versus Kansas (+2).
- One of the key components of **Joey's McGuire's** official "Plan to Win" at Texas Tech is for the Red Raiders to win the middle eight minutes (last four of second half, first four of third quarter). Thus far, the Red Raiders have been successful offensively heading into the half with four touchdowns and three field goals for a total of 37 points.
- Texas Tech has had 40 different players start a game this season, which currently ranks tied for seventh nationally in the FBS and third among power-five schools. The Red Raiders are tied with the likes of Arkansas State, Kentucky and Hawaii as New Mexico leads the FBS with 48 different starters already this season.
- Texas Tech will be facing one of the nation's premier defenses this season against Iowa State as the Cyclones lead the Big 12 and rank ninth in the FBS in scoring defense after allowing only 16.7 points per game. The Red Raiders, meanwhile, are averaging 33.8 points per game as Texas Tech is 5-1 when scoring at least 30 points this season with the lone loss coming at Oklahoma State. Texas Tech has won eight of its last nine games when scoring 30 or more points dating back to midway through the 2021 season.
- With two regular-season games remaining, Texas Tech has only had one true freshman play more than four games thus far in defensive lineman **Joseph Adedire**. He has appeared in nine of 10 games thus far, recording 12 tackles defensively, including 2.0 for a loss. Fellow true freshman **Wesley Smith** has played in four games to this point as well, matching the maximum to protect redshirt status under NCAA rules.
- According to Nielsen Media Research, Texas Tech's trip to Oklahoma State drew 1,633,000 television viewers, marking the most-watched Big 12 Conference game on FS1 since November 2017. Texas Tech's trip to TCU, meanwhile, attracted 2.51 million viewers as part of FOX's Big Noon Kickoff telecast.

FOURTH DOWN SUCCESS

- Much has been said about **Joey McGuire's** aggressive approach to fourth downs this season as Texas Tech is 26-of-44 on conversion attempts already this season. The philosophy is one he gained an appreciation for while at Baylor last season as the Bears were among the most aggressive teams in college football, going 22-of-35 on fourth down attempts en route to a run to the Big 12 title. Baylor closed the 2021 season ranked tied for 10th nationally in most successful fourth-down conversions, which resulted in 86 points compared to only 17 points allowed for failed attempts.
- Texas Tech currently leads the FBS with 26 successful fourth-down conversions as the Red Raiders lead Baylor with 21, West Virginia with 19 and the quartet of Navy, Central Michigan, Tennessee and Oregon with 18 each. The Red Raiders' 44 attempts this season are easily the most in the FBS, nine more than Northwestern with 35 to this point.
- With two games to play, Texas Tech's 26 successful fourth down conversions are already the highest total during the Big 12 era (1996-present). Texas Tech previously moved the sticks 25 times on fourth down in 2002 when the Red Raiders were 25-of-40 overall.
- Texas Tech has converted 59.1 percent of its fourth down tries, resulting in 96 points. Failed fourth downs have only resulted in 51 points for opponents thus far, with seven of those not being the fault of the Red Raider defense as N.C. State took a fourth down interception back for a touchdown.
- McGuire's aggressive nature was a key reason for Texas Tech's victory in its Big 12 opener against Texas as the Red Raiders were 6-of-8 on fourth downs, marking the most conversions in a game dating back

HEADING NORTH IN NOVEMBER

Texas Tech all-time games north of Oklahoma during month of November

Season	Opponent	Result
2019	at West Virginia	W, 38-17
2018	at Kansas State	L, 6-21
2016	at Iowa State	L, 10-66
2015	at West Virginia	L, 26-31
2014	at Iowa State	W, 34-31
2011	at Missouri	L, 27-31
1962	at Boston College	L, 13-42
1942	at Creighton	L, 6-13
1941	at Wake Forest	W, 35-6

ON THIS DATE...



TEXAS TECH 23, OKLAHOMA 21

Date: Nov. 19, 2005

Location: Lubbock, Texas | Attendance: 52,625

Recap: The Red Raiders secured one of the most memorable wins in program history in 2005 as Taurean Henderson reached across the goal line as time expired to give Texas Tech a 23-21 victory on a two-yard touchdown carry. The victory pushed the Red Raiders to their first appearance in the Cotton Bowl since 1994.

TEXAS TECH ALL-TIME ON NOV. 19

Year	Opponent	Result
2016	at Iowa State	L, 10-66
2011	at Missouri	L, 27-31
2005	#25 Oklahoma	W, 23-21
1994	Houston	W, 34-0
1988	#17 Houston	L, 29-30
1983	at Houston	L, 41-43
1977	at Houston	L, 7-45
1966	#6 Arkansas	W, 21-16
1960	#7 Arkansas	L, 6-34
1955	College of the Pacific	W, 13-7
1949	at New Mexico	W, 27-0
1938	New Mexico	W, 17-7
1932	at New Mexico	W, 39-6
1930	at Howard Payne	L, 7-26
1929	Howard Payne	L, 0-24

THE LAST MEETING...



TEXAS TECH 41, IOWA STATE 38

Date: Nov. 13, 2021

Location: Lubbock, Texas | Attendance: 47,158

Recap: Jonathan Garibay connected on a 62-yard field as time expired, sending the Red Raiders to bowl eligibility behind a 41-38 victory. Donovan Smith threw for 322 yards in his first career start, including a career-high 175 to Myles Price. The strong offensive night eventually set up Garibay for the heroics as his field goal marked the longest in Texas Tech history and the longest to win a game with under one minute in FBS history.

RUSHING: Iowa St. - Hall,Breece 18-51; Purdy,Brock 6-34; Brock,Jirehl 1-4. Texas Tech - Brooks,Tahj 9-80; Smith,Donovan 14-50; Thompson, S. 9-45; Ezukanma,Erik 2-32.

PASSING: Iowa St. - Purdy,Brock 32-42-2-356. Texas Tech - Smith,Donovan 25-32-1-322; TEAM 0-1-0-0.

RECEIVING: Iowa St. - Hutchinson,Xavi 8-112; Kolar,Charlie 8-76; Noel,Jaylin 5-65; Allen,Chase 4-44; Hall,Breece 3-25; Wilson,Darren 3-20; Shaw,Sean 1-14. Texas Tech - Price, Myles 9-175; Ezukanma,Erik 4-54; White, Xavier 3-14; Geiger,Kaylon 3-14; Brooks,Tahj 2-21; Castles,Jed 1-17; Sparkman,J.J. 1-11; Cleveland, Trey 1-10; Thompson, S. 1-6.

FOURTH DOWNS LEADING TO POINTS

Game-by-game look at how Texas Tech has turned successful fourth-down conversions into points.

Game	4th Downs	Pts. Gained	Pts. Lost	+/-
Murray State	0-0	0	0	0
Houston	2-3	7	0	+7
N.C. State	1-4	7	14*	-7*
Texas	6-8	27	0	+27
K-State	1-3	0	6	-6
Oklahoma St.	4-7	24	7	+17
West Virginia	6-7	14	0	+14
Baylor	2-4	7	10	-3
TCU	3-6	7	14	-7
Kansas	1-2	3	0	+3
Totals	26-44	96	51	+45

* touchdown was a result of a fourth-down interception returned for the score, not the defense

MOST SUCCESSFUL 4TH-DOWN TRIES

Texas Tech's most successful fourth down conversions in a season during the Big 12 era.

Year	Converted	Attempts	Pct.
2022	26	44	59.1
2002	25	40	62.5
2009	22	32	68.8
2020	20	31	64.5
2003	19	34	55.9
2007	19	31	61.3

PRESEASON HONORS

TAHJ BROOKS (RB)

Phil Steele Preseason All-Big 12 Third Team

BAYLOR CUPP (TE)

John Mackey Award Watch List

Phil Steele Preseason All-Big 12 Second Team

ADRAIN FRYE (DB)

Reese's Senior Bowl Watch List

JAYLON HUTCHINGS (DT)

Phil Steele Preseason All-Big 12 Third Team

AUSTIN MCNAMARA (P)

Ray Guy Award Watch List

Phil Steele Preseason All-Big 12 Second Team

KRISHON MERRIWEATHER (LB)

Phil Steele Preseason All-Big 12 Second Team

REGGIE PEARSON JR. (DB)

Reese's Senior Bowl Watch List

MYLES PRICE (WR)

Paul Hornung Award Watch List

Phil Steele Preseason All-Big 12 Third Team

CALEB ROGERS (OL)

Phil Steele Preseason All-Big 12 Fourth Team

TYLER SHOUGH (QB)

Johnny Unitas Award Watch List

Reese's Senior Bowl Watch List

COLE SPENCER (OL)

Outland Trophy Watch List

Phil Steele Preseason All-Big 12 Fourth Team

RAYSHAD WILLIAMS (DB)

Phil Steele Preseason All-Big 12 Second Team

DADRION TAYLOR-DEMERSON (DB)

Phil Steele Preseason All-Big 12 Second Team

MARQUIS WATERS (DB)

Phil Steele Preseason All-Big 12 Fourth Team

RAYSHAD WILLIAMS (DB)

Phil Steele Preseason All-Big 12 Second Team

TYREE WILSON (OLB)

Reese's Senior Bowl Watch List

Chuck Bednarik Award Watch List

Phil Steele Preseason All-Big 12 Fourth Team

INJURY REPORT

NOV. 14 UPDATE

OUT VS IOWA STATE

OLB #19 Tyree Wilson

QUESTIONABLE VS IOWA STATE

QB #2 Behren Morton

OL #79 Ty Buchanan

OUT FOR SEASON

OLB #54 Bryce Ramirez

OL #74 Cole Spencer, announced Sept. 5

WR #15 Cameron Cantrell, announced Aug. 29

LB #33 Matthew Young, announced Aug. 29

LB #34 Bryce Robinson, announced Aug. 29

OL #93 Trevon McAlpine, announced Aug. 29

A \$200 MILLION INVESTMENT

■ Texas Tech announced its largest investment into the Red Raider football program to date in July as the athletics department unveiled plans for an approximate \$200 million facilities project to construct a new south end zone building to Jones AT&T Stadium, which will connect to the new Dustin R. Womble Football Center. The newly-constructed facilities will include over 300,000 combined square feet and blend world-class modern design and technology elements with Spanish architecture well known to Texas Tech supporters.

■ Texas Tech will relocate its coaches' offices to the third floor of the south end zone, which will overlook Cody Campbell Field at Jones AT&T Stadium and connect to both the Womble Football Center and the Sports Performance Center through a skybridge. Plans are for the Womble Football Center to be constructed on the same land that currently occupies the present Football Training Facility, featuring two stories in height as well as the expansion to Sixth Street to further increase the overall square footage of the facility.

■ Texas Tech will maintain its football strength and conditioning, sports medicine and equipment areas on the main level of the Womble Football Center as part of the new layout. The second floor will connect to the skybridge, housing many of the football program's meeting spaces, including individual position rooms and the Spike Dykes Team Meeting Room. This floor will also feature a revolutionary 6,000-plus square foot multi-purpose walkthrough area designed to allow for large-scale indoor team strategy implementation, instruction and technique evaluation.

■ Between the south end zone project and the Womble Football Center, the two facilities will contain space for both recruiting and players' lounges, a new player locker room, a television studio for gameday and social media content as well as a significant investment into technology through digital signage and displays.

■ The project is slated for groundbreaking immediately following the 2022 football season in anticipation of opening in 2024.



to 2000 and the most for a power-five program so far this season. The Red Raiders matched that total by going 6-for-7 on fourth downs against West Virginia, which were all in the first half. Dating back to 2013 when the NCAA began tracking single-game highs for fourth down conversions, Texas Tech is the only school to successfully move the sticks six times on fourth downs in two separate games in a season. Only UTEP and South Alabama has converted the same number of fourth downs in an FBS game this year as the Miners were also 6-of-8 on Oct. 8 against Louisiana Tech. South Alabama was a perfect 6-for-6 on fourth down attempts Nov. 12 in its victory over Texas State.

■ Texas Tech turned its six successful fourth down conversions into a season-high 27 points against the Longhorns, while its two failures did not hurt the Red Raiders as Texas was unable to convert into scoring drives of its own. The Red Raiders were 4-for-6 on fourth down tries in the second half of that game, which led to 20 key points down the stretch leading into an overtime victory.

■ The same could be said for its performance against West Virginia as Texas Tech's six fourth down conversions eventually led to 14 early points. The Mountaineers, meanwhile, stalled out on their lone drive that resulted from a failed Tech fourth down attempt as the Red Raiders are now plus-52 on their fourth-down decisions this season.

■ Texas Tech is 5-1 this season when it is tied or leading the plus/minus scale on its fourth-down decisions with the lone loss coming at Oklahoma State. That loss came despite the Red Raiders gaining 24 points on drives continued via a successful fourth down with only seven points against due to an inability to convert. The plus-17 advantage marked Texas Tech's second-highest clip this season.

ONE OF TOUGHEST SCHEDULES IN AMERICA

■ Texas Tech has arguably faced one of the most challenging schedules in college football this season as TCU represented the Red Raiders' sixth ranked opponent already through nine games. The Red Raiders are now 2-4 against ranked opponents this season with wins over then-No. 25 Houston and No. 22/19 Texas and losses in all four road trips to No. 16/12 N.C. State, No. 25 Kansas State and No. 7 Oklahoma State and No. 7 TCU.

■ Following the TCU game, Texas Tech was one of only two schools at that point in the season to face at least six teams ranked in the top 25 of the Associated Press poll at the time of the game, joining Tennessee.

■ Texas Tech's start to its season marked the first time in program history where the Red Raiders have had five ranked opponents fall in the first six games of their schedule. In fact, the challenging start to the season ranks among the most difficult in recent memory as Texas Tech is only the fourth team since 1980 to face an Associated Press top-25 opponent in five of the first six games of a season. According to research from STATS, Inc., Texas Tech joins the likes of Michigan State (1987), Tennessee (1991) and Ohio State (1995) in facing similar challenging starts against AP top-25 teams.

■ Of those four schools, Texas Tech is the only school to feature a first-year head coach in **Joey McGuire**. He becomes the first head coach in the FBS since 1980 to face five AP top-25 opponents in the first six games of his debut season.

■ The five-straight games against ranked opponents matched the longest streak in school history that was previously set in 2012. That season, the Red Raiders, similarly, went 2-3 during a stretch against No. 14 Oklahoma (L, 20-41), No. 4 West Virginia (W, 49-14), at No. 21 TCU (W, 56-53 in 3OT), at No. 4 Kansas State (L, 55-24) and against No. 22 Texas (L, 31-22).

■ With its win over Texas, the Red Raiders recorded multiple wins over ranked opponents in the same season for the first time since 2012 when Texas Tech topped No. 4 West Virginia and No. 21 TCU in consecutive games. The victory over Texas also marked the first time in program history that Texas Tech defeated multiple ranked opponents in the first four games of a season. In its history, Texas Tech had started off only one other season with three of its first four games against ranked opponents as the Red Raiders last did so in 1978 against the likes of No. 9 Southern Cal, No. 6 Texas and No. 7 Texas A&M.

■ For **Joey McGuire**, he became only the second head coach in program history to defeat a top-25 team in his first game against a ranked opponent after topping Houston. He joins **Kliff Kingsbury** as the only other head coach to do so after the Red Raiders edged No. 24 TCU, 20-10, in what was only the third game of Kingsbury's tenure in 2013.

A CHALLENGING START TO THE SEASON

Stats, Inc. research into the number of times since 1980 where schools have faced five top-25 teams in the first six games.

Year	School	Record*
1987	Michigan State	4-2
1991	Tennessee	4-2
1995	Ohio State	6-0
2022	Texas Tech	3-3

** indicates record through first six games.*

MOST CHALLENGING SCHEDULES ALL-TIME

Most games against top-25 teams in a season at Texas Tech

Year(s)	No. of Games	Record	Record vs top-25
2002	7	9-5	2-5
2011	6	5-7	1-5
2012	6	8-5	2-4
2022	6	4-5	2-4
10 Years	5	--	--

Rankings based on both AP and coaches poll at time of the game.

- The win over Texas, meanwhile, helped McGuire join both Kingsbury and **JT King** (1961) are the only two head coaches in program history to record multiple wins against ranked opponents in their debut season. Kingsbury also topped No. 16 Arizona State in the Holiday Bowl to wrap the 2013 season, while King led the Red Raiders to victories over No. 21 TCU and No. 23 Baylor in 1961. McGuire would become the first head coach in program history with three ranked wins in his debut season with another top-25 victory this year.
- Since both Houston and N.C. State remained in the top-25 polls prior to their matchups with the Red Raiders, it marked the first time since 2002 that Texas Tech has faced multiple ranked non-conference opponents in a season. The Red Raiders previously started the 2002 campaign at No. 12 Ohio State before traveling later to face No. 16 N.C. State in the fourth week of the season. It was only the sixth time the Red Raiders have faced multiple ranked non-conference opponents in a regular season since joining the Southwest Conference in 1960.
- Prior to the season, Texas Tech was one of only four power-five conference schools that were slated to face at least two non-conference opponents ranked in the preseason Associated Press top 25. That list also included Pac-12 programs Oregon and Stanford along with the SEC's Arkansas.
- There was just one power-five program, Mississippi State, that had more preseason AP top-25 teams on its season schedule than Texas Tech with six. The Red Raiders' schedule pit them against five AP preseason top-25 ranked opponents as Texas Tech was one of 10 power-five teams that was faced with that type of 2022 schedule (Georgia Tech, Louisville, North Carolina, Syracuse, Stanford, Arkansas, Auburn, South Carolina and Vanderbilt).

KEEP THOSE FLAGS IN YOUR POCKET

- Texas Tech has, for the most part, avoided hurting itself with penalties this season as the Red Raiders have been flagged 61 times for 490 yards entering this weekend. That marks the second-lowest number of penalties and resulting yardage through 10 games dating back to 2000, trailing only the 51 flags for 441 yards the Red Raiders were penalized with a year ago.
- It is quite the improvement for a Red Raider football program that ranked no higher than 101st in the FBS from 2011-18 and then 73rd in 2019 and 90th in 2020 for fewest penalties per game. The Red Raiders also ranked in triple digits over six consecutive seasons from 2004-09 as well as 94th in 2003.
- The Red Raiders enter this weekend ranked 43rd in the FBS for fewest penalty yards per game (49.0) and 59th in fewest penalties per game (6.1). If the season ended today, both would rank as the third-best finish for the Red Raiders in both categories since the NCAA began tracking penalties in its national rankings in 2000.

PLENTY OF EXCITEMENT FOR MCGUIRE ERA

- The excitement over **Joey McGuire's** hire has been felt across Texas Tech Athletics since last November as the athletics department saw significant increases in ticket sales heading into the season opener. Texas Tech boasts more than 7,000 new season ticket holders this year, pushing its total to more than 28,000, which ranks in the top 10 all-time in school history.
- In addition to the rise in ticket sales, McGuire experienced sold out crowds throughout the state of Texas as part of the Red Raider Club Wreck'Em Tour. McGuire, who spoke to more than 50 groups since his hire this past year, sold out events in Dallas, Fort Worth, Midland, Abilene, San Antonio and Houston as part of the tour to greet donors and supporters throughout the state. Texas Tech also benefited from sold out crowds in Lubbock with more than 1,300 fans who attended the Red Raider Club Kickoff Luncheon prior to the season.
- The hype is real: Game one of the **Joey McGuire** era marked the largest home opening crowd (58,823) since 2016 when Texas Tech hosted Stephen F. Austin (60,097). The attendance mark against Murray State ranked just outside the top-10 all-time in Jones AT&T Stadium history.
- Texas Tech announced a sellout for its win over Texas as 60,975 fans enjoyed the Red Raiders' victory over their in-state rival. That attendance number marked the fourth-highest in Jones AT&T Stadium history and its highest all-time in the series versus Texas. It was the first sellout for Texas Tech since doing so in back-to-back weeks late in the 2018 season against Oklahoma and Texas. Texas Tech recorded its second sellout of the season against Baylor as 60,705 fans packed Jones AT&T Stadium.
- Through six home games, Texas Tech is averaging 58,153 fans per game, which is the third-highest total currently in the Big 12 and ranks 29th nationally in the FBS.

60 MINUTES JUST ISN'T ENOUGH

- Texas Tech is now 9-7 all-time in overtime games after going past regulation to defeat both No. 25 Houston and No. 22/19 Texas. The win over Houston snapped a three-game losing streak in overtime contests as the Red Raiders' last overtime win came in 2016 with a 27-24 victory at TCU.
- Texas Tech overcame a 14-point deficit in the second half to defeat Texas, its largest since overcoming a similar amount in the 2021 season opener against Houston. Additionally, it marked the first time the Red Raiders had rallied from a deficit of at least 14 points to win a Big 12 game since trailing by 20 points in a 45-34 victory at Kansas in 2011.
- Texas Tech has won multiple overtime games in a season for only the third time since the NCAA began allowing games to go past regulation in 1996. The Red Raiders also scored multiple overtime wins in 2012 (Kansas, at No. 21 TCU) as well as 2006 (at UTEP, bowl game versus Minnesota). The victory over Texas marked the first time in program history that the Red Raiders won back-to-back home games in overtime.
- Texas Tech is now 4-4 all-time in overtime games against ranked opponents as prior to this season, the Red Raiders had only recorded wins over No. 23 Texas A&M in a memorable 2002 victory and then No. 21 TCU in 2013.
- Texas Tech is one of only seven schools to play multiple overtime games this season as the Red Raiders are joined by Auburn, Bowling Green, Navy, Houston, Louisiana Tech and UTSA. Houston and UTSA lead all FBS programs with three overtime games already this season.


OH BROTHER

- Texas Tech has a pair of brothers on its team this year in super senior linebacker **Dimitri Moore** and true freshman defensive back **Jalon Peoples**. The pair, who previously starred at Cedar Hill High School where Joey McGuire was once the head coach, are the first set of brothers to appear on the Red Raider roster since **Tony** and **Alfredo Morales** were both members of the offensive line in 2015.

RECORD BREAKDOWN

	2022	Big 12
Overall	5-5	3-4
at Jones AT&T Stadium	5-1	3-1
in Away Games	0-4	0-3
Day Games	3-2	2-2
Night Games (6 p.m. start or later)	2-2	1-1
vs. Top 25 teams	2-4	1-3
vs. Top 10 teams	0-2	0-2
vs. Top 5 teams	0-0	0-0
vs. Top-Ranked Teams	0-0	0-0
TV games		
on FOX	0-1	0-1
on FS1	2-1	1-1
on ESPN	1-0	1-0
on ABC	0-0	0-0
on ESPN2	0-2	0-1
on Big 12 Now on ESPN+	2-1	1-1
Scoring first	4-1	2-1
Opponents score first	1-4	1-3
Leading at halftime	4-1	2-1
Trailing at halftime	1-4	1-3
Tied at halftime	0-0	0-0
Leading after third quarter	4-1	2-1
Trailing after third quarter	1-3	1-2
Tied after third quarter	0-1	0-1
Overtime games	2-0	1-0
Scoring less than 20 points	0-2	0-1
Scoring 20-29 points	0-2	0-2
Scoring 30-39 points	2-1	1-1
Scoring 40-49 points	2-0	2-0
Scoring 50+ points	1-0	0-0
Allowing less than 20 points	2-0	1-0
Allowing 20-29 points	1-1	1-0
Allowing 30-39 points	2-2	1-2
Allowing 40+ points	0-2	0-2
Rushing for less than 100 yards	0-1	0-0
Rushing for 100-199 yards	3-4	1-4
Rushing for 200+ yards	2-0	2-0
Passing for less than 300 yards	1-3	1-2
Passing for 300-399 yards	3-2	2-2
Passing for 400-499 yards	1-0	0-0
Passing for 500+ yards	0-0	0-0
Totaling 300-399 yards of total offense	0-3	0-2
Totaling 400-499 yards of total offense	2-1	1-1
Totaling 500-599 yards of total offense	2-1	2-1
Totaling 600+ yards total offense	1-0	0-0
Allowing less than 100 yards rushing	3-0	1-0
Allowing 100-199 yards rushing	1-2	1-1
Allowing 200+ yds rushing	1-3	1-3
Allowing less than 200 yards passing	0-3	0-2
Allowing 200-299 yards passing	5-2	3-2
Allowing 300-399 yards passing	0-0	0-0
Allowing 400+ yards passing	0-0	0-0
Allowing less than 300 yards total offense	2-1	1-0
Allowing 300-399 yards total offense	1-0	0-0
Allowing 400-499 yards of total offense	1-4	1-4
Allowing 500+ yards of total offense	1-0	1-0
Leading turnover margin	3-0	3-0
Trailing turnover margin	2-5	0-4
Tied in turnover margin	0-0	0-0
Having 0 takeaways	1-2	0-2
Having 1 takeaway	0-3	0-2
Having 2 takeaways	3-0	2-0
Having 3 or more takeaways	1-0	1-0
Having 0 turnovers	3-0	3-0
Having 1 turnover	1-2	0-2
Having 2 turnovers	0-0	0-0
Having 3 or more turnovers	1-3	0-2
Leading in time of possession	4-2	3-2
When trailing in time of possession	1-3	0-2

HOMETOWN PRIDE



Texas Tech will recognize the hometowns of every student-athlete on its roster this season with a special decal on the back of each gameday helmet. The decal will feature a throwback Masked Rider logo with the area code associated with each student-athlete's hometown as part of a new initiative under head coach Joey McGuire in his first season.

JONES AT&T STADIUM

STADIUM QUICK FACTS

First Game	Nov. 29, 1947
Result	Tech 14, Hardin Simmons 6
First Game on Artificial Turf	Sept. 12, 1970
Result	Tech 21, Tulane 14
First Game on FieldTurf	Sept. 2, 2006
Result	Tech 35, SMU 3
All-Time Stadium Record	271-150-6
Capacity	60,454
Surface	FieldTurf
Year of Instillation	2017
Luxury Suites	85
Club Seats	1,644
Winning Seasons	60

HOME RECORDS

Most Points in Season	367 (2005)
Fewest Points in Season	20 (1928)
Most Points (Game)	120 vs. Wayland (1925)
Most Points Since 1950	80 vs. Sam Houston St. (2005)
Most Opponent Points	70, vs. Oklahoma St. (2015)
Most Combined Points	125 (OU 66, Tech 59, 2016)
Largest Margin of Victory	120, vs. Wayland (1925)
Largest Margin of Victory (Since 1950)	77-0, vs. Lamar (2018)
Home Wins in a Season	7 (1965, 2005, 2008)
Home Losses in a Season	5 (1944*, 1950)
Longest Home Winning Streak	13 Games (1939-42)*
Longest Home Losing Streak	6 Games (1943-44)*
Average Home Attendance	58,934 (2014)
Average Home Student Attendance	11,249 (2013)

* indicates time period before Jones AT&T Stadium

LARGEST CROWDS IN HISTORY

Attend	Game	Season
61,836	Tech vs. Oklahoma State	2013
61,283	Tech vs. TCU	2015
60,997	Tech vs. Texas State	2013
60,975	Tech vs. Texas	2022
60,961	Tech vs. Texas	2014
60,901	Tech vs. Oklahoma State	2017
60,879	Tech vs. Texas	2012
60,803	Tech vs. Texas	2016
60,800	Tech vs. Oklahoma	2012
60,778	Tech vs. Central Arkansas	2014
60,705	Tech vs. Baylor	2022
60,478	Tech vs. Oklahoma	2016
60,454	Tech vs. Oklahoma	2018
60,454	Tech vs. Texas	2018
60,454	Tech vs. Texas	2010
60,454	Tech vs. Oklahoma State	2010
60,277	Tech vs. Arkansas	2014
60,097	Tech vs. Stephen F. Austin	2016
60,073	Tech vs. Sam Houston State	2015
59,260	Tech vs. Iowa State	2011

MAHOMES ENTERS TEXAS TECH RING OF HONOR

- Texas Tech great **Patrick Mahomes II** became the eighth member of the prestigious Ring of Honor during a halftime ceremony presented by American State Bank during the Baylor game. Mahomes, who was also enshrined in the Texas Tech Hall of Fame that same weekend, will join a select group in the Ring of Honor consisting of legends such as **Donny Anderson** (2012), **E.J. Holub** (2012), **Dave Parks** (2012), **Gabe Rivera** (2014), **Zach Thomas** (2016), **Michael Crabtree** (2021) and **Elmer Tarbox** (2021).
- Mahomes was surprised with the announcement of his upcoming Ring of Honor induction on Aug. 20 following the Kansas City Chiefs' preseason win over the Washington Commanders. Texas Tech Director of Athletics **Kirby Hocutt** and President **Lawrence Schovanec** joined Mahomes on the field to unveil his upcoming enshrinement as part of a video presentation on the Arrowhead Stadium screens. Mahomes will be inducted into both the Texas Tech Hall of Fame and Ring of Honor following a unanimous vote of the Ring of Honor committee this summer.

MINOR HOLDS ON TO COVETED NO. 3 JERSEY

- Prior to preseason camp, **Joey McGuire** declared the No. 3 jersey will be the most coveted number on the Red Raider roster. The reason being is that it'll honor the late Luke Siegel, who passed away in August 2021 at the age of only 15. Siegel, the son of former Texas Tech tennis coach Tim Siegel, suffered a traumatic brain injury in a golf accident when he was nine but continued to fight as part of his recovery that generated widespread national attention. The No. 3 represented Luke's favorite number.
- After more than 20 preseason practices, McGuire declared the winner was the same Red Raider who wore the number at the start of camp – sophomore defensive back **Kobee Minor**. Minor, who entered his third season as a Red Raider this fall, solidified his spot in the two-deep with a strong preseason camp and participated as the backup to Adrian Frye at cornerback in the season opener against Murray State. He switched to the No. 3 jersey starting with his 2021 redshirt freshman season.
- As part of his announcement, McGuire praised Minor's performance during preseason camp, saying the following: "We were very honest with Kobee this summer and said 'you're going to have to fight to keep that number' and that's what he did. That type of fight defined Luke Siegel, so, in a way, it's almost perfect that Kobee honors his memory this season. I'm very proud of Kobee and what he's done to make this team better."

DEGREES IN HAND

- Texas Tech entered the 2022 season with 20 student-athletes who are current college graduates, including 10 who earned their undergraduate degrees in Lubbock. The list of Tech graduates includes **Tony Bradford Jr.** (Sociology), **Patrick Curley** (Mechanical Engineering), **Kosi Eldridge** (University Studies), **Adrian Frye** (Sport Management), **Jaylon Hutchings** (Kinesiology), **Krishon Merriweather** (University Studies), **Gabe Oladipo** (University Studies), **Xavier White** (University Studies), **Tyree Wilson** (University Studies) and **Weston Wright** (General Studies).
- In addition, 10 other Red Raiders transferred to Texas Tech after earning their degrees at various other universities. That list features **Keyon Blankenbaker** (American Studies; Wyoming), **Myles Cole** (Kinesiology; Louisiana-Monroe), **Dimitri Moore** (Cinema and Media Arts; Vanderbilt), **Vidal Scott Jr.** (Health Studies; Arkansas State), **Tyler Shough** (General Social Science; Oregon), **Cole Spencer** (Masters of Business Administration; Western Kentucky), **Chadarius Townsend** (Human Environmental Science; Alabama), **Marquis Waters** (Sociology; Duke), **Matthew Young** (Business Marketing; New Mexico State).
- Townsend, in addition to his undergraduate degree from Alabama, obtained his master's of science from Texas Tech this past year in interdisciplinary studies with a concentration in essentials of business, educational leadership and sport management.

SUPER SENIORS

- Any time a new head coach is introduced in this era of college football, many begin to wonder how that will impact the next year's roster in terms of transfers. For Texas Tech, the process worked in favor of **Joey McGuire** and his staff, who made it their first priority to acclimate themselves with members of the current roster. As a result, Texas Tech had six super seniors off last year's roster choose to return for one additional year of eligibility. That list includes linebackers **Krishon Merriweather**, **Kosi Eldridge** and **Matthew Young**, wide receiver **Chadarius Townsend** and defensive backs **Adrian Frye** and **Marquis Waters**.
- McGuire and his staff were also able to add experienced depth to the roster through the transfer portal, signing the likes of five super seniors in linebacker **Dimitri Moore** (Vanderbilt/Missouri State), defensive back **Keyon Blankenbaker** (Wyoming), offensive lineman **Cole Spencer** (Western Kentucky and defensive lineman **Vidal Scott Jr.** (Arkansas State). Spencer, in particular, arrived at Texas Tech with 44 starts over his career at Western Kentucky where he earned first team All-CUSA honors a year ago under now Texas Tech offensive coordinator **Zach Kittley** and offensive line coach **Stephen Hamby**.
- Texas Tech picked up its final super senior early in preseason camp as three-time Big 12 throws champion **Gabe Oladipo** joined the program. Oladipo, who holds the Texas Tech school records in both the hammer (211 feet) and weight throws (73'-7.25"), adds significant size to Texas Tech's defensive front, has recorded bench presses of 440 pounds and squad lifts of 875 pounds during his career.

JONES AT&T STADIUM HISTORY

- Jones AT&T Stadium, home of Red Raider Football since Nov. 29, 1947, is arguably one of the most electric gameday atmospheres in all of college football. Armed with 60,000-plus rabid fans, Dave Curtis of The Sporting News proclaimed in May of 2010 that Jones AT&T Stadium was the "best home field advantage in all of college football."
- Since 2003, Texas Tech has invested \$150 million into the facility with four major renovations, making Jones AT&T Stadium one of the best on-campus football facilities in the country. The renovations have included a \$52 million West Stadium Building, the \$34 million East Stadium Building and the \$16 million north end zone renovation.
- The stadium was officially renamed from Jones Stadium to Jones SBC Stadium in 2000 following major corporate gifts (in excess of \$25 million) from SBC Communications (now AT&T). The stadium was renamed again in 2006 to Jones AT&T Stadium after SBC Communications formally changed its name to AT&T. The "Jones" in Jones Stadium comes from former Texas Tech president Clifford B. Jones and his wife Aubrey. The stadium was named in their honor upon its opening in 1947.
- In addition to consistent renovations to Jones AT&T Stadium, Texas Tech unveiled the \$48 million Sports Performance Center in 2017. The facility includes the Petersen Family Indoor Football Practice Facility, an indoor track and field competition complex with seating for 1,500 fans, a strength and conditioning area, the Becky and Kelly Joy Nutrition Center and the PlainsCapital Bank Sports Medicine Center.
- Outside of the 2020 season where attendance was restricted to only 25 percent, Texas Tech has averaged more than 55,000 in all but two seasons (2019, 2021) since 2010 with a record mark of 58,934 fans during the 2014 campaign.



RAIDER WALK RETURNS FOR MCGUIRE'S DEBUT AT TEXAS TECH

■ Texas Tech will bring back the Raider Walk prior to every home game at Jones AT&T Stadium this season as the football program will debut an improved route under new head coach **Joey McGuire**. Fans can greet the Red Raiders roughly two hours and 15 minutes prior to kickoff each Saturday as Texas Tech will unload the team buses immediately south of the Sports Performance Center and walk north down Drive of Champions Avenue to the home tunnel. The Goin' Band from Raiderland and Texas Tech spirit squads will be on hand each week to cheer on the Red Raiders as they begin pregame preparations. Fans are asked to line the streets prior to the team arrival and then enjoy other pregame entertainment such as Raider Alley presented by Bud Light.

NEW MASKED RIDER, HORSE MAKES DEBUT

■ One of the best traditions in college football will have several new faces this season as Texas Tech will debut a new Masked Rider in Caroline Hobbs as well as a new horse. The horse's official name, Centennial Champion, was unveiled Friday, Sept. 2 through the Texas Tech spirit programs following a fan vote with proud corporate partner, United Supermarkets.

■ This will be the fifth time in history where Texas Tech will debut a new Masked Rider, horse and head coach all in the same season as the occurrence also took place in 1961 with head coach **J.T. King**, horse Tech Beauty and rider Kelley Waggoner, 1978 with head coach **Rex Dockery**, horse Happy VI and rider Lee Puckitt, 1987 with head coach **Spike Dykes**, horse Midnight Rider and rider Kim Saunders and 2013 with head coach **Kliff Kingsbury**, horse Fearless Champion and rider Corey Waggoner.

CRABTREE HEADING INTO THE CFB HALL OF FAME

■ **Michael Crabtree**, the two-time Biletnikoff Award winner and recent inductee into the Texas Tech Ring of Honor, will become the sixth Red Raider in program history to be inducted into the College Football Hall of Fame when he is enshrined Dec. 6 in Las Vegas. Crabtree was selected in only his first year as a nominee following a national vote by the National Football Foundation. He will join a prestigious group of fellow Red Raiders already in the College Football Hall of Fame, a list consisting of **E.J. Holub** (inducted in 1986), **Donny Anderson** (1989 class), **Dave Parks** (2008 class), **Gabe Rivera** (2012 class) and **Zach Thomas** (2015 class).

KITTLEY RETURNS TO DIRECT RED RAIDER OFFENSE

■ Texas Tech fans will see a familiar face return to the Red Raider sideline this season in offensive coordinator and quarterbacks coach **Zach Kittley**. Kittley previously served in various roles under **Kliff Kingsbury** from 2013-17, rising from a student assistant to graduate assistant and assistant quarterbacks coach in his final three seasons. Kittley worked alongside Kingsbury in the development of **Patrick Mahomes II**, tutoring the future NFL MVP into becoming the nation's leading passer in 2016 and an eventual top-10 selection by the Kansas City Chiefs.

■ Mahomes is one of two NFL quarterbacks to tutor under Kittley as he spent the last three years mentoring **Bailey Zappe** at both Houston Baptist and Western Kentucky. Zappe, who heard his name called in the fourth round of the NFL Draft this past May by the New England Patriots, set the NCAA FBS records for single-season passing yards (5,967) and passing touchdowns (62) as a senior for the Hilltoppers, both records that were previously held by former Red Raider **B.J. Symons** (2003).

■ Kittley, who turned 31 in August, ranks as the third-youngest power-five offensive coordinator in the country, trailing only Charlie Weis Jr. at Ole Miss (29) and Tommy Rees at Notre Dame (30).

DERUYTER RETURNS TO THE LONE STAR STATE

■ Following three stops on the West Coast, first-year Texas Tech defensive coordinator **Tim DeRuyter** is back in the state of Texas having last coached in the Lone Star State as the defensive coordinator at Texas A&M from 2010-11.

■ DeRuyter's last three stops included Fresno State (head coach, 2012-16), California (2017-20) and Oregon (2021).

→ **Oregon:** DeRuyter's lone season on staff ranked No. 21/22 in the final polls after compiling a 10-4 record, which featured appearances in the Pac-12 Championship and the Valero Alamo Bowl. The Ducks boasted one of the nation's most opportunistic defenses in 2021 as Oregon closed the year ranked fifth in the FBS with 17 interceptions and 26th nationally with 22 total takeaways. DeRuyter's unit featured two of the nation's top players in defensive end Kayvon Thibodeaux and safety Verone McKinley III. Thibodeaux, who became the first Oregon defensive standout to earn unanimous first team All-American accolades was selected with the fifth overall pick in the 2022 NFL Draft by the New York Giants, marking only the second time in Oregon history a defensive player has been chosen in the top five. McKinley, meanwhile, was a consensus All-American after sharing the FBS lead with six INTs from his spot in the back end of the Oregon defense.

→ **Cal:** The Bears ranked 127th in scoring defense the season before DeRuyter's arrival in Berkeley, but immediately improved to the point where Cal ranked No. 22 in 2018 (20.4 ppg) and No. 33 in 2019 (21.9 ppg). The Golden Bears followed that by only giving up 26.5 points per game during his final season in 2020.

→ **Fresno State:** The Bulldogs had their first unanimous All-American in program history in defensive back, Phillip Thomas, under DeRuyter. He was also one of three finalists for the Jim Thorpe Award as he led the nation with eight interceptions in 2012. Fresno State won conference titles in DeRuyter's first two seasons and led the Bulldogs to a ranking as high as No. 13 during the 2013 season behind current NFL standouts Derek Carr and Davante Adams.

→ **Texas A&M:** Future NFL great Von Miller flourished under DeRuyter's direction with the Aggies, claiming the prestigious Butkus Award in 2010 as the nation's top linebacker. Miller garnered first team All-America honors for the second time in his career that season before eventually being selected No. 2 overall the next spring by the Denver Broncos during the 2011 NFL Draft.

■ A&M was one of eight stops as a defensive coordinator for DeRuyter, who has also served in a similar role at Air Force (2007-09), Nevada (2005-06), Ohio (1995-98, 2002-04) and Navy (1999-00). DeRuyter coordinated one of the nation's most successful defenses at Air Force in 2009 when they were No. 5 in pass defense (154.31), No. 10 in scoring defense (15.69) and No. 11 in total defense (288.31).

YOUNGEST OCs IN THE POWER FIVE

(Power-five offensive coordinators ranked by age entering the 2022 season)

Name	School	Age
Charlie Weis Jr.	Ole Miss	29
Tommy Rees	Notre Dame	30
Zach Kittley	Texas Tech	31
Collin Klein	Kansas State	32
Garret Riley	TCU	32
Kenny Dillingham	Oregon	32
Tyler Bowen	Virginia Tech	33

REWRITING THE RECORD BOOKS

(NCAA FBS records set in 2021 under Kittley)

Category	Total
Individual Passing Yards	5,967 (Bailey Zappe)
Individual Passing TDs	62 (Zappe)
Team Touchdown Passes	63

NOTABLE NFL DRAFT PICKS UNDER DERUYTER

Defensive draft picks in Tim DeRuyter's coaching career

Name	Year	Rd.	Team
Kayvon Thibodeaux, DE	2021	1st	NY Giants
Ashtyn Davis, DB	2020	3rd	NY Jets
Jaylin Hawkins, DB	2020	4th	Falcons
Evan Weaver, LB	2020	6th	Cardinals
Tyler Davison, DL	2015	5th	Saints
Derron Smith, S	2015	6th	Bengals
Sean Porter, LB	2013	4th	Bengals
Phillip Thomas, S	2013	4th	Commanders
Von Miller, DE	2011	1st	Broncos

NOTE: Also coached a pair of second-round picks in QB *Derek Carr* and WR *Davante Adams* during five seasons as head coach at Fresno State.

BIG 12 CONFERENCE STANDINGS

	CONF	PCT.	OVERALL	STK
TCU	7-0	1.000	10-0	W10
Kansas State	5-2	.714	7-3	W1
Oklahoma State	4-3	.571	7-3	W1
Baylor	4-3	.571	6-4	L1
Texas	4-3	.571	6-4	L1
Texas Tech	3-4	.429	5-5	W1
Kansas	3-4	.429	6-4	L1
West Virginia	2-5	.286	4-6	W1
Oklahoma	2-5	.286	5-5	L2
Iowa State	1-6	.143	4-6	L1

BIG 12 UPCOMING SCHEDULE

SATURDAY, NOVEMBER 19

TCU at Baylor (FOX)	11 a.m.
Kansas State at West Virginia (ESPN+)	1 p.m.
Texas at Kansas (FS1)	2:30 p.m.
Texas Tech at Iowa State (FS1)	6 p.m.
Oklahoma State at Oklahoma (ABC)	6:30 p.m.

FRIDAY, NOVEMBER 25

Baylor at Texas (ABC or ESPN)	11 a.m.
-------------------------------	---------

SATURDAY, NOVEMBER 26

West Virginia at Oklahoma State (ESPN2)	11 a.m.
Iowa State at TCU (FOX or FS1)	3 p.m.
Oklahoma at Texas Tech (FS1)	6:30 p.m.
Kansas at Kansas State (FOX)	7 p.m.

SATURDAY, DECEMBER 3

Big 12 Football Championship Game (ABC)	TBA
---	-----

BIG 12 PRESEASON POLL

TEAM	POINTS
1. Baylor (17)	365
2. Oklahoma (12)	354
3. Oklahoma State (9)	342
4. Texas (2)	289
5. Kansas State	261
6. Iowa State (1)	180
7. TCU	149
8. West Virginia	147
9. Texas Tech	119
10. Kansas	48

FUTURE NON-CON SCHEDULES

2023	at Wyoming, Oregon, Tarleton State
2024	Abilene Christian, at Oregon, North Texas
2025	Arkansas-Pine Bluff, Colorado State, Oregon State
2026	Abilene Christian, at Oregon State, Colorado State
2027	Arkansas-Pine Bluff, at North Texas, N.C. State
2028	Missouri State, at Mississippi State, Wyoming
2029	Mississippi State, at Fresno State
2030	Fresno State, Arkansas
2031	at Arkansas
2032	Fresno State, at UTEP

SHOUGH BY THE NUMBERS...

CAREER STATS												
PASSING	G	Cmp	Att	Int	Yds	TD	Lg	Pct	Avg/G	Effic.		
2018*	3	0	0	0	0	0	0	.00	0.0	0.00		
2019*	5	12	15	0	144	3	35	80.0	28.8	226.6		
2020*	7	106	167	6	1,559	13	71	63.5	222.7	160.4		
2021	4	64	92	3	872	6	75	69.6	218.0	164.2		
2022	4	36	67	2	491	3	47	53.7	122.8	124.1		
Totals	23	218	341	11	3,066	25	75	63.9	133.3	157.2		

CAREER 300+ YARD PASSING GAMES		
Date	Pass Yards	Opponent
Nov. 14, 2000	312	at Washington State
Nov. 21, 2020	334	UCLA
Sept. 18, 2021	399	FIU

2018 GAME-BY-GAME STATS												
Opponent	GP/GS	Cmp	Att	TD	INT	Yds	Lg	Run	Yds	TD	LG	
Portland St.	1/0	0	0	0	0	0	0	0	0	0	0	0
San Jose St.	2/0	0	0	0	0	0	0	0	0	0	0	0
Oregon St.	3/0	0	0	0	0	0	0	0	0	0	0	0
Totals	3/0	0	0	0	0	0	0	0	0	0	0	0

2019 GAME-BY-GAME STATS												
Opponent	GP/GS	Cmp	Att	TD	INT	Yds	Lg	Run	Yds	TD	LG	
Auburn	1/0	0	0	0	0	0	0	0	0	0	0	0
Nevada	2/0	8	9	2	0	92	21	2	11	0	13	
Montana	3/0	1	1	0	0	-3	0	0	0	0	0	0
Colorado	4/0	1	2	0	0	14	14	0	0	0	0	0
USC	5/0	2	3	1	0	41	35	0	0	0	0	0
Totals	5/0	12	15	3	0	144	35	2	11	0	13	

2020 GAME-BY-GAME STATS												
Opponent	GP/GS	Cmp	Att	TD	INT	Yds	Lg	Run	Yds	TD	LG	
Stanford	1/1	17	26	1	1	227	44	11	85	1	25	
Wash St.	2/2	21	30	4	1	312	71	9	81	0	33	
UCLA	3/3	19	30	3	0	334	49	11	31	0	23	
Oregon St.	4/4	20	31	2	2	285	60	8	6	1	6	
Cal	5/5	14	26	1	0	231	7	13	53	0	14	
USC	6/6	8	15	2	1	91	23	10	7	0	9	
Iowa St.	7/7	7	9	0	1	79	20	4	8	0	6	
Totals	7/7	106	167	13	6	1,559	71	66	271	2	33	

2021 GAME-BY-GAME STATS												
Opponent	GP/GS	Cmp	Att	TD	INT	Yds	Lg	Run	Yds	TD	LG	
Houston	1/1	17	24	1	0	231	50	6	-2	1	8	
SFA	2/2	12	22	1	2	174	75	6	6	0	14	
FIU	3/3	26	35	4	0	399	59	3	4	0	2	
Texas	4/4	9	11	0	1	68	18	1	6	1	14	
Totals	4/4	64	92	6	3	872	75	16	14	2	14	

2022 GAME-BY-GAME STATS												
Opponent	GP/GS	Cmp	Att	TD	INT	Yds	Lg	Run	Yds	TD	LG	
Murray St.	1/1	6	10	1	0	154	39	1	17	0	17	
Baylor	2/1	1	2	0	1	7	7	4	-21	0	4	
TCU	3/1	9	22	1	1	84	33	7	9	1	7	
Kansas	4/2	20	33	1	0	246	47	12	76	1	18	
Totals	4/2	36	67	3	2	491	47	24	81	2	18	

SINGLE-GAME CAREER HIGHS	
Total Touchdowns	4, twice, vs. FIU (2021)*
Pass Completions	26, vs. FIU (2021)
Pass Attempts	35, vs. FIU (2021)
Pass Yards	399, vs. FIU (2021)
Pass Touchdowns	4, twice, vs. FIU (2021)*
Longest pass	75, vs. Stephen F. Austin (2021)
Had Intercepted	2, twice, vs. Stephen F. Austin (2021)*
Total Offense Attempts	41, vs. UCLA (2020)
Total Offense Yards	403, vs. FIU (2021)
Rush Attempts	13, at California (2020)
Rush Yards	85, vs. Stanford (2020)
Rush Touchdowns	1, five times, at TCU (2022)*
Long Rush	33, at Washington State (2020)

* Indicates most recent high



TEXAS TECH QUARTERBACK ROOM

THE DEEPEST QUARTERBACK ROOM IN THE COUNTRY

- After head coach **Joey McGuire** pushed the Red Raiders' quarterback battle from spring to preseason camp, he reminded offensive coordinator **Zach Kittley** that he'd likely never experience this type of talent in one single room possibly ever again in his career. Through the first 10 games of the season, that depth has paid off as the Red Raiders have used three different starters behind center in senior **Tyler Shough** (two games), sophomore **Donovan Smith** (four games) and redshirt freshman **Behren Morton** (four games).
- Texas Tech is one of six schools in the country to utilize at least three different starting quarterbacks this season, joining Rutgers, Colorado, Colorado State, Liberty and Northern Illinois.
- Texas Tech is one of six schools in the FBS (Boston College, Marshall, Oklahoma State, Texas and Texas A&M are the others) to have more than one quarterback that has thrown for at least 300 yards in multiple games as Smith has done so three times, while Morton recorded a 379-yard performance at Oklahoma State and 325 passing yards against West Virginia. Texas Tech has thrown for at least 300 yards in six of 10 games this season, which leads the Big 12 and ranks tied for seventh in the FBS.
- This is now the sixth-consecutive season where Texas Tech has utilized multiple starting quarterbacks and the fourth time in the past five seasons that three different starters were used under center (2018, 2019, 2021, 2022). Since moving to a spread offense in 2000, Texas Tech had only used three different starting quarterbacks once previously, which came in 2009 with **Taylor Potts**, **Steven Sheffield** and **Seth Doege**. Texas Tech finished that season at 9-4 overall with a win in the Alamo Bowl.
- This is the sixth-consecutive season where the Red Raiders have debuted a new quarterback who was making his first career start.

SHOUGH RETURNS TO STARTING ROLE TO LEAD RED RAIDERS PAST KANSAS

- **Tyler Shough** returned to the starting role against Kansas as the senior completed 20-of-33 passes for 246 yards and a touchdown, while also rushing 12 times for another 76 yards and a score. The victory improved the Red Raiders to 5-1 in games where Shough is the starter. In addition, it was Texas Tech's first win over a Big 12 opponent with Shough as its starter.
- While known as an efficient passer in the pocket, Shough frustrated Kansas with his legs as he moved the sticks or found the end zone via either designed run plays or scrambles on seven of his 12 carries. He set up an eventual fourth-down conversion on another run, scampering nine yards to set up a 4th-and-1 that the Red Raiders used to set up an eventual **Trey Wolff** field goal.
- Shough's 45 total offensive plays (33 passing, 12 rushing) marked the most in his Red Raider career, snapping his previous mark of 38 that was set in only his third career start in 2021 against Florida International. Prior to Kansas, that was the last contest where Shough started and ended the game at quarterback as he previously left the Big 12 opener at Texas in 2021 and this season's opener with Murray State with an injury..
- Shough was named Texas Tech's starting quarterback coming out of preseason camp as the senior made the 12th start of his career against Murray State. Shough earned the job after a three-way competition between himself, sophomore **Donovan Smith** and redshirt freshman **Behren Morton**. Smith previously started the final four games of the 2021 season after Shough was injured, earning AutoZone Liberty Bowl MVP honors after leading the Red Raiders past Mississippi State.
- This is the second-consecutive year Shough has earned the starting job out of preseason camp as he beat out Henry Columbi last fall. At the time, Shough became only the second Red Raider since 2000 to be named the starting quarterback out of preseason camp that did not begin his career at Texas Tech. **Nic Shimonek** garnered the starting nod for the Red Raiders in 2017 after originally beginning his collegiate career at Iowa before later transferring to Texas Tech.
- Shough was limited to only four games in 2021 after suffering a season-ending shoulder injury in the Big 12 opener at Texas. He had completed 69.6 percent of his passes to that point (64-of-92), throwing for 872 yards and six touchdowns in that span.
- Shough led the Red Raiders on a memorable come-from-behind victory in his debut a year ago as Texas Tech rolled off 31 unanswered points to top Houston, 38-21, at NRG Stadium. Shough completed 17-of-24 passes for 231 yards and a touchdown in the win, while also rushing for one other score. He followed with 174 passing yards the next week against Stephen F. Austin and then a career-high 399 yards against Florida International. He departed the Texas game after completing 9-of-11 passes for 68 yards in the first half.

WAITING HIS TURN

- The journey to earning the starting nod didn't come without a few years of waiting for **Tyler Shough** at Oregon as he sat behind eventual first round selection **Justin Herbert** for his first two seasons with the Ducks. Herbert, the NFL AP Rookie of the Year in 2020 with the Los Angeles Chargers, was Oregon's starter in each of Shough's first two seasons with the Ducks prior to him being named the starter prior to the 2020 campaign.

NIL DONE RIGHT

- With the topic of Name-Image-Likeness so prevalent in college athletics, it'd be hard to ignore the success **Tyler Shough** has made in this area as the senior utilized a sponsorship agreement for his engagement ring to propose to his now fiancé, Jordan Wormdahl. The couple got engaged this past May as part of a summer vacation. Wormdahl is a former student-athlete, herself, as a soccer standout at the University of Oregon.

MORTON HITS 300-YARD MARK IN EACH OF HIS FIRST TWO STARTS

- **Behren Morton** displayed the type of potential that made him one of the top recruits in the 2021 class during to first two starts of his career as he threw for 379 yards and two touchdowns at Oklahoma State before following with 325 yards and two additional scores against West Virginia. His performance against Oklahoma State alone marked the 10th time since 1999 where a Red Raider has thrown for 300 yards in his first career start.
- Morton became the eighth Texas Tech freshman to make his first career start at quarterback during the Big 12 era, joining **Kliff Kingsbury** (1999), **Seth Doege** (2009), **Baker Mayfield** (2013), **Davis Webb** (2013), **Patrick Mahomes II** (2014), **Alan Bowman** (2018) and teammate **Donovan Smith** (2021). Among that group, Morton was the sixth quarterback to make his first career start against a Big 12 foe.
- During the Big 12 era (1996-present), Morton's 379 passing yards were the third-highest total for a Red Raider making his starting debut against a conference opponent. He trailed only the 490 passing yards **Steven Sheffield** compiled versus Kansas State in 2009 and the 415 yards **Davis Webb** totaled against Iowa State in 2013. Webb's outing is the only freshman performance that has topped Morton's numbers from the Oklahoma State game.
- Despite it being his first career start, that didn't stop offensive coordinator **Zach Kittley** from airing it out as Morton recorded 62 passing attempts, the second-highest total for a Red Raider in his starting debut during the Big 12 era behind **Sonny Cumbie's** 66 attempts in 2004. It marked the most passing attempts for a FBS freshman making his starting debut since **Jared Goff** had 64 on Aug. 31, 2013, in Cal's season-opening loss to Northwestern.
- Morton is only the second Red Raider in the Big 12 era and the only freshman quarterback to make his first career start against a ranked opponent as he joined **Jackson Tyner**, who was 1-of-5 in limited action at No. 6 Oklahoma in 2019.
- Morton is the eighth Red Raider in the Big 12 era to throw for at least 300 yards in his first two career starts, joining the likes of **Nic Shimonek** (2017), **Webb** (2013), **Mayfield** (2013), **Taylor Potts** (2009), **Graham Harrell** (2006), **Cody Hodges** (2005) and **Cumbie** (2004). Of that group, Webb is the only other Red Raider to do so versus Big 12 opponents.

A PAIR OF COACHES KIDS

- For a program that prides itself on its relationship with the high school coaches in the state, Texas Tech has a pair of coaches kids competing for the role behind center in both **Behren Morton** and **Donovan Smith**. Morton was the highest-rated quarterback to ever sign with the Red Raiders after totaling more than 8,800 passing yards and 84 touchdowns in three seasons playing for his father at Eastland High School. He was a consensus four-star prospect, ranking sixth nationally among pro-style quarterbacks. Morton grew up in Lubbock for part of his youth as his father, James Morton, was the head football coach at Monterey High School in Lubbock for 11 years.
- Smith's father, **DeAndre Smith**, spent the previous three seasons as Texas Tech's running backs coach before accepting the same position this offseason with the New York Giants in the NFL. Donovan Smith arrived at Texas Tech prior to the 2020 season out of nearby Frenship High School in the Lubbock area. He threw for more than 3,000 yards and 25 touchdowns as a senior after previously starring at Bishop Gorman High School in Las Vegas.

MAN FOR THE THEATRICALS

- **Donovan Smith** is 3-1 as a starting quarterback in games played at Jones AT&T Stadium over his career. In all three wins, each came in a dramatic fashion that sent his fellow classmates into a frenzy, rushing the field in celebration. The first win came via a 62-yard field goal as time expired versus Iowa State in 2021 followed by a pair of overtime victories this season against No. 25 Houston and No. 22 Texas. In the win over Houston, Smith, himself, escaped pressure and scored a touchdown from nine-yards-out in the second overtime that won the game after the Cougars converted a field goal with their second overtime possession.
- Smith has thrown for at least 300 yards in three of his four starts this season after finishing with 350 yards against Houston, 331 yards versus Texas and then a career high 359 yards against Kansas State. He also set career highs for attempts (58) against Houston and snapped his career mark for completions (38) versus Texas. Texas Tech is 3-1 in games now where Smith has thrown for at least 300 yards with the lone loss coming at No. 25 Kansas State.
- The ball was in Smith's hands often against the Cougars as he made 79 total offensive attempts with 58 passes and 21 rushes. It marked the second-most total offensive plays by a Red Raider dating back to 2000, trailing only the 100 attempts **Patrick Mahomes II** made on a record-setting night against Oklahoma in 2016.
- While Texas Tech quarterbacks have built quite the reputation for passing yards, it was Smith's legs that made an impact against Houston as he escaped for a 27-yard run late in regulation and then followed with the game-winning touchdown in double overtime. His 21 rushing attempts were the most by a Red Raider quarterback since **Zebbie Lethridge** had the same total in the 1996 season opener versus Kansas State, which was Tech's first as a Big 12 member.
- On the ground, Smith has found the end zone with his legs in each of the last four games he has started as he has a team-leading 67 rushing attempts this season, the most for a Red Raider quarterback through six games dating back to 2000. He joins Mahomes and **B.J. Symons** (2003) as the only Red Raider quarterbacks since 2000 to throw for at least 1,000 while also rushing for four touchdowns over the first six games of a season. Mahomes did so twice during his final two seasons in 2015 and 2016.
- Smith was named Texas Tech's starter prior to the Houston game after he came off the bench against Murray State and recorded one of the best performances of his still young career, helping the Red Raiders finish off a touchdown drive on his second play and then following with five-consecutive drives that found the end zone. Smith finished with 221 passing yards and a career-high four touchdowns in roughly a quarter and a half of action before he was replaced by **Behren Morton** on Texas Tech's drive that started at 7:56 in the third quarter. In that short time, Smith connected on three passes of at least 30 yards, all of which went for touchdowns. Smith found **Jerand Bradley** on a 30-yard scoring strike on the first play he entered the game, pushing Texas Tech's lead to 21-3 early in the second quarter.
- Smith previously became only the second Red Raider freshman in program history to be named a bowl MVP this past year after he completed 15-of-28 passes for 252 yards and a touchdown, while rushing five times for 30 yards and another score to lead Texas Tech past Mississippi State in the AutoZone Liberty Bowl. Smith joined current New York Giants quarterback **Davis Webb** with that honor as he previously was named the MVP of the 2013 Holiday Bowl as only a freshman.
- Smith's breakout game of the 2021 season came against Iowa State as he completed 25-of-32 passes for 322 passes for three touchdowns en route to pushing the Red Raiders to bowl eligibility for the 39th time in program history. He became the ninth Red Raider since 1999 to throw for at least 300 yards in his starting debut, joining a list that includes **Nic Shimonek**, **Davis Webb**, **Baker Mayfield**, **Steven Sheffield**, **Taylor Potts**, **Graham Harrell**, **Cody Hodges** and his one-time offensive coordinator **Sonny Cumbie**. Of that group, only Sheffield (2009 vs. Kansas State) and Webb (2013 versus Iowa State) were able to do so against Big 12 foes at the time.

MORTON BY THE NUMBERS...

CAREER STATS

PASSING	G	Cmp	Att	Int	Yds	TD	Lg	Pct	Avg/G	Effic.
2021	2	1	3	0	0	0	0	33.3	0.0	33.3
2022	8	96	168	6	1,117	7	55	57.1	139.6	119.6
Totals	10	97	171	6	1,117	7	55	56.7	111.7	118.1

CAREER 300+ YARD PASSING GAMES

Date	Pass Yards	Opponent
Oct. 8, 2022	379	Oklahoma State
Oct. 22, 2022	325	West Virginia

2022 GAME-BY-GAME STATS

Opponent	GP/GS	Cmp	Att	TD	INT	Yds	Lg	Run	Yds	TD	LG
Murray St.	1/0	7	10	1	1	97	24	3	-15	0	2
Houston	2/0	0	0	0	0	0	0	0	0	0	0
NC State	3/0	4	7	0	1	85	38	2	20	0	13
Texas	4/0	0	0	0	0	0	0	0	0	0	0
OK State	5/1	39	62	2	1	379	36	17	53	1	15
WVU	6/2	28	45	2	0	325	55	8	17	0	8
Baylor	7/3	11	34	1	3	152	39	6	6	1	14
TCU	8/4	7	10	1	0	79	47	6	-2	0	4
Totals	8/4	96	168	7	6	1,117	55	42	79	2	15

SINGLE-GAME CAREER HIGHS

Rushing Attempts	17, at Oklahoma State (2022)
Rushing Yards	53, at Oklahoma State (2022)
Longest Rushing Attempt	17, vs. Oklahoma State (2022)
Passing Attempts	62, at Oklahoma State (2022)
Completions	39, at Oklahoma State (2022)
Passing Yards	379, at Oklahoma State (2022)
Touchdown Passes	2, twice, vs. West Virginia (2022)*
Longest Pass	55, vs. West Virginia (2022)

* Indicates most recent high

SMITH BY THE NUMBERS...

CAREER STATS

PASSING	G	Cmp	Att	Int	Yds	TD	Lg	Pct	Avg/G	Effic.
2021	11	85	138	2	1,181	7	75	61.6	107.4	147.3
2022	10	146	221	8	1,505	12	58	66.1	150.5	133.9
Totals	21	231	359	10	2,686	19	75	64.3	127.9	139.1

CAREER 300+ YARD PASSING GAMES

Date	Pass Yards	Opponent
Nov. 13, 2021	322	Iowa State
Sept. 10, 2022	350	Houston
Sept. 24, 2022	331	Texas
Oct. 1, 2022	359	Kansas State

2022 GAME-BY-GAME STATS

Opponent	GP/GS	Cmp	Att	TD	INT	Yds	Lg	Run	Yds	TD	LG
Murray St.	1/0	14	16	4	0	221	39	2	9	0	5
Houston	2/1	36	58	2	3	350	54	21	31	1	27
NC State	3/2	21	36	1	2	214	24	11	-9	1	5
Texas	4/3	37	56	2	0	331	35	15	42	1	10
Kansas St.	5/4	34	48	2	2	359	58	18	20	1	11
Oklahoma St.	6/4	0	0	0	0	0	0	0	0	0	0
WVU	7/4	4	4	1	0	30	23	1	3	0	3
Baylor	8/4	0	2	0	1	0	0	0	0	0	0
TCU	9/4	0	0	0	0	0	0	4	6	0	5
Kansas	10/4	0	1	0	0	0	0	1	6	1	6
Totals	10/4	146	222	12	8	1,505	58	73	108	5	27

SINGLE-GAME CAREER HIGHS

Total Touchdowns	4, vs. Murray State (2022)
Pass Completions	37, vs. Texas (2022)
Pass Attempts	58, vs. Houston (2022)
Pass Yards	359, at Kansas State (2022)
Pass Touchdowns	4, vs. Murray State (2022)
Longest pass	75, at Baylor (2021)
Total Offense Attempts	79, vs. Houston (2022)
Total Offense Yards	381, vs. Houston (2022)
Rush Attempts	21, vs. Houston (2022)
Rush Yards	50, vs. Iowa State (2021)
Rush Touchdowns	1, seven times, at Kansas State (2022)*
Long Rush	27, vs. Houston (2022)

* Indicates most recent high

THE OFFENSIVE STANDARD

Texas Tech has long been considered the offensive standard since the Red Raiders moved to a passing attack in 2000. In fact, the numbers don't lie when it pertains to the high-octane Red Raider offense. Below is where Texas Tech ranks nationally in several offensive categories since the start of the 2000 season:

TOTAL YARDS	
Oklahoma	141,115
Texas Tech	138,110
Oregon	133,111
Boise State	131,520
Houston	129,128

PASSING YARDS	
Texas Tech	104,088
Hawaii	91,880
Oklahoma	83,888
Washington State	83,252
Houston	82,864

TOTAL TOUCHDOWNS	
Oklahoma	1,501
Boise State	1,446
Oregon	1,406
Texas Tech	1,337
Ohio State	1,329

PASSING TOUCHDOWNS	
Texas Tech	814
Oklahoma	725
Hawaii	692
Southern California	660
Boise State	643

PASSING COMPLETION PERCENTAGE	
Texas Tech	65.8
Boise State	64.8
Oklahoma	64.0
Coastal Carolina	63.8
Southern California	63.8

NEWCOMER TRACKER

TRANSFERS (last school)	GP/GS
1. Dennis Wilburn (Hutchinson CC)	10/10
2. Myles Cole (Louisiana-Monroe)	10/1
3. Jacob Rodriguez (Virginia)	10/0
4. Brady Boyd (Minnesota)	10/0
5. Vidal Scott Jr. (Arkansas State)	10/0
6. Keyon Blakenbaker (Wyoming)	10/0
7. Baylor Cupp (Texas A&M)	9/3
8. Drew Hocutt (Angelo State)	9/0
9. Tyler Owens (Texas)	9/1
10. Dimitri Moore (Missouri State)	7/0
11. Monroe Mills (Oklahoma State)	7/7
12. Jordan Brown (Kansas)	5/0
13. Ty Buchanan (USC)	4/1
14. Gino Garcia (Houston Baptist)	3/0
15. Michael Shanahan (UT Martin)	2/0
16. Cade Briggs (New Mexico)	2/0
17. Blake Bedwell (SMU)	2/0
18. Haydon Wiginton (Oklahoma State)	1/0
19. Sam Carrell (Washington State)	1/0

TRUE FRESHMEN	GP/GS
1. Joseph Adedire	9/3
2. Wesley Smith	4/0
3. Coy Eakin	2/0
4. Ty Kana	2/0
5. Bryson Donnell	2/0
6. Harvey Dyson III	2/0
7. Jalon Peoples	2/0
8. Landon Hullaby	1/0

THOMPSON RECORD BOOK WATCH

SaRodorick Thompson will have the opportunity this season to further cement his status as one of the top running backs in school history as he already ranks in the top five all-time in career rushing touchdowns and recently entered the top 10 for career rushing yards. Thompson has led the Red Raiders in rushing yards in two of the past three years heading into his senior campaign. Below is where he ranks in the Texas Tech record book.

TEXAS TECH CAREER LEADERS FOR RUSHING TOUCHDOWNS

1. James Gray (1986-89)	52
2. Taurean Henderson (2002-05)	50
3. Byron Morris (1991-93)	37
SaRodorick Thompson (2018-present)	37
5. Ricky Williams (1997-01)	36
6. Shannon Woods (2005-08)	33

TEXAS TECH CAREER LEADERS FOR RUSHING YARDS

7. James Hadnot (1976-79)	2,794
8. Larry Isaac (1973-76)	2,633
9. SaRodorick Thompson (2018-present)	2,529
10. Baron Batch (2006, 2008-10)	2,501
11. Donny Anderson (1963-65)	2,280



OFFENSIVE NOTEBOOK

1-2 PUNCH PROVES TRUE IN RUNNING GAME

■ **Joey McGuire** wasn't lying when he said he felt the Red Raiders had a true 1-2 punch at running back this season with **SaRodorick Thompson** and **Tahj Brooks**. Through 10 games, not much separates the two as Thompson leads the Red Raiders with 549 yards and four touchdowns on 104 carries, while Brooks has 530 rushing yards and seven touchdowns on 112 attempts.

■ Thompson is already one of the most prolific Red Raiders in school history in finding the end zone as his 37 rushing touchdowns rank tied for fourth in program history. Thompson is currently fifth among active FBS players in career rushing touchdowns, trailing only Malik Cunningham (Louisville), Mohamed Ibrahim (Minnesota), Adrian Martinez (Kansas State) and Zach Charbonnet (UCLA). He and Brooks lead all FBS duos with 55 combined rushing touchdowns as Brooks has 18 for his career, including a team-leading seven this season.

■ If Thompson is able to hold onto the team rushing title at the end of the season, he will have done so for the third time in his career, placing him in an elite level of Red Raiders to do so historically. That list also includes the likes of **Baron Batch** (2008-10), **Taurean Henderson** (2002-05), **Ricky Williams** (1997-98, 2000-01), **Byron Hanspard** (1994-96), **Byron Morris** (1991-93), **James Gray** (1986-89), **Larry Isaac** (1974-76), **Donny Anderson** (1963-65) and **Bobby Cavazos** (1951-53).

■ This is only the second time in program history where the Red Raiders have had a pair of rushers with more than 100 attempts each through the first 10 games of a season. The Red Raiders had a similar setup in 2010 when **Baron Batch** had carried 142 times to this point, while **Eric Stephens** had 100 attempts of his own. The major difference, though, was Batch had 674 rushing yards at that time compared to Stephens' 488 yards on the ground.

■ The Red Raiders recorded a season-high 264 rushing yards against Kansas this past weekend, marking its most yards on the ground in a Big 12 game since totaling 293 in the Jayhawks' last visit to Lubbock in 2020. It marked the seventh time Texas Tech has notched at least 260 rushing yards in a Big 12 game since 2000.

■ The Red Raiders' performance on the ground versus Kansas marked the first time since the start of the 2000 season that Texas Tech featured four different players with at least 50 rushing yards in a game. **Tyler Shough** led the group with 76 rushing yards followed by Thompson with 66, **Cam'Ron Valdez** with 66 and **Tahj Brooks** with 51.

■ Over the past two games, Valdez has emerged as another threat in the Red Raider running game as he took three carries late at TCU and turned them into 71 yards. Valdez had two carries of at least 30 yards during the final drive alone, setting up a Shough touchdown run with nearly two minutes to play. He followed with 11 carries for 66 yards against Kansas in the most-significant action thus far in his still young career.

NEWS AND NOTES ON THE OFFENSE

■ Texas Tech's high-tempo offense has produced 852 plays thus far, which marks its third-highest total through 10 games since the start of the 2000 season. The Red Raider offense produced more offensive plays during that span in 2016 with 894 plays and 2013 with 892 snaps. Texas Tech leads the FBS in total plays and total play per game (85.2).

■ The Texas Tech single-season record for total plays is 1,155 that was set in 2002 when the Red Raiders averaged 81.7 offensive plays per game over 14 contests (including a bowl game).

■ **Xavier White** put together quite the month of October as he caught 27 passes for 366 yards and three touchdowns over four games, which included a pair of 100-yard performances through the air. White hauled in eight passes for 139 yards and a touchdown versus West Virginia, which followed a similar stellar outing at Kansas State where he had nine catches for 120 yards. White averaged 6.8 receptions and 91.5 receiving yards per game during the month.

■ White's performance at Kansas State placed him in a select category as he joined **Taurean Henderson** as the only Red Raiders since 2000 to record multiple games with at least 100 rushing yards as well as two or more 100-yard receiving performances. White hit the 100-yard mark on the ground as a running back in 2020 versus Kansas State (113) and Kansas (135) and previously had 107 yards in the 2019 season opener versus Montana State. He enters this weekend with at least a share in the team lead in two receiving categories: receptions (39) and receiving yards (531).

■ **Myles Price** returned against Baylor after previously missing the last two games due to injury. He previously recorded 31 catches for 309 yards and a pair of touchdowns over the first five games of the season and then added one catch for 16 yards versus Baylor. Price had previously combined for 19 receptions in his past two games prior to the injury, including a career-high 13 catches in the win over Texas. It marked the most receptions by a Red Raider since **Antoine Wesley** set a single-game record for receiving yards off a similar 13 receptions in a 2018 victory over Houston.

■ **Jerand Bradley** notched his second 100-yard performance of the season at Oklahoma State as he hauled in eight passes for 119 yards and a touchdown. For the season, Bradley has 31 catches for 457 yards and a team-leading four touchdowns. He also had six catches for 108 yards in the season opener versus Murray State. Bradley leads the team in touchdown receptions this season after catching his fourth on a 47-yard strike at TCU. He is second for receiving yards (457) and third for receptions (31) entering this weekend.

ALL EYES ON TYREE WILSON

Tyree Wilson developed into a key piece of the Texas Tech defense in his second year as a Red Raider in 2021, setting the tone as the team leader for both tackles for loss and sacks a year ago. He finished with 38 tackles on the season (26 solo), with 13.5 for a loss and 7.0 sacks marking easily the most productive season of his collegiate career thus far. He was named an honorable mention All-Big 12 selection by the conference coaches before going on to earn Defensive MVP honors of the AutoZone Liberty Bowl. He was also recognized on the Associated Press All-Bowl Team for his performance in the Red Raiders' bowl win over Mississippi State.

The senior is building on his breakout junior season with an even more dominant senior season, shifting from a down lineman to a stand-up stance in the "EDGE" pass rusher role in first-year defensive coordinator Tim DeRuyter's system. DeRuyter has led a few of the more major menaces to the quarterback in recent history, including Kayvon Thibodeaux last season at Oregon and Von Miller at Texas A&M, both top-five NFL Draft selections.

Wilson has been projected as a potential first-round selection himself. ESPN had him 23rd overall in its Aug. 25 mock draft while a more recent mock draft in Oct. by CBS Sports had Wilson as the No. 11 overall selection.



DEFENSIVE NOTEBOOK

A GLANCE AT THE ALL-AMERICAN CANDIDATE

- **Tyree Wilson** leads the power five with 50 pressures this season and ranks second in the FBS according to Pro Football Focus.
- He ranks tied for third in the power five for tackles for loss (14.0) and tied for ninth in the FBS.
- He leads the FBS with 8.5 tackles for loss against opponents that are currently ranked in the top 25 of the Nov. 13 AP poll. He also leads the power five with 9.0 TFLs in true road games and ranks fourth in the FBS for the category.
- Wilson ranks tied for 25th in the FBS for total sacks (7.0) despite often facing double teams on passing downs. He leads the FBS with 5.0 sacks against opponents that are currently ranked in the top 25 of the Nov. 13 AP poll.
- Wilson is not just a pass rusher, though, as he is third on the team with 61 tackles this season, easily the most in his career. Wilson is currently one of only two power five players and one of seven players in the FBS to record 60 tackles this season, at least 10.0 TFLs and at least 6.0 sacks.

ONE OF THE BEST TO WEAR THE SCARLET & BLACK

- To **Tyree Wilson**, leading the team with 13.5 tackles for loss and 7.0 sacks a season ago was just the beginning. For 2022, the goal is double digits in both categories. After 10 games, the senior from Henderson, Texas owns the team lead in tackles for loss (14.0), sacks (7.0) and trails only linebackers **Krishon Merriweather** (87) and **Kosi Eldridge** (62) for the team lead in tackles (61).
- Wilson continues to own the Big 12 lead for tackles for a loss, owning 14.0. That mark ranks tied for ninth in the FBS, while his 1.40 TFLs per game also leads the Big 12 and ranks tied for 11th in the FBS despite logging zero TFLs last time out versus Kansas in limited action.
- Wilson's 7.0 sacks rank tied for 25th in the FBS and are the second-most in the Big 12 trailing Kansas State's Felix Anudike-Uzomah (7.5).
- Wilson has amassed multiple TFLs in five of the Red Raiders' 10 games.
- Wilson wreaked havoc on N.C. State on Sept. 17, amassing a career-high 3.5 tackles for a loss. It was the most in a single game by a Red Raider since **Jordyn Brooks** produced 4.0 versus No. 21 Oklahoma State on Oct. 5, 2019. It also marked only the sixth time since 2000 that a Red Raider since had notched 3.5 tackles for loss in a game.
- Wilson shined once again on the road at No. 25 Kansas State, tallying up 2.0 sacks in a game for the second time in 2022 and for the fourth time in his career. In addition, he forced a fumble and also recovered a fumble to go with six tackles. The performance earned Wilson national accolades as he was tabbed the Defensive Player of the Week by the Reese's Senior Bowl the following Monday.
- Productivity for Wilson has skyrocketed in the tackles category in this year's defensive scheme. Looking back to 2021, Wilson owned 29 tackles after 10 games en route to 38 for the season (2.92/game). With 61 tackles after 10 games already, that's a single season career-high. Wilson owns 6.10 tackles per game, which is the 18th-best per game tackle rate in the Big 12.
- Wilson led Texas Tech with a career-high 11 tackles against No. 16 N.C. State. It was the most in a single game by a Red Raider through the first five games of the season until **Krishon Merriweather** exploded for 17 at Oklahoma State in week 6. The 11 tackles marked the most by an edge, defensive line type player since **Pete Robertson** collected the same total in Texas Tech's victory at the 2013 Holiday Bowl.
- Wilson boasts an 86-inch wingspan at 6-foot-6 and 270 pounds, an ideal frame for an edge rusher who will likely be atop of many NFL Draft boards following this season.

TYREE OFF TO STRONG START TO 2022

Breakdown of the most TFLs and sacks by Red Raiders through nine games since 2000.

Name	Year	TFLs
Jordyn Brooks	2019	18.0
Adell Duckett	2003	16.0
Tyree Wilson	2022	14.0

Name	Year	Sacks
Brandon Sharpe	2009	10.5
Pete Robertson	2014	10.0
Brandon Williams	2008	10.0
Adell Duckett	2003	9.5
Daniel Howard	2009	7.5
Tyree Wilson	2022	7.0

FBS TACKLES FOR LOSS LEADERS

Breakdown of the most TFLs among FBS players this season.

Name (Team)	TFLs (Per Gm)
Ivan Pace (Cincinnati)	19.0 (1.90)
Durrell Johnson (Liberty)	18.5 (1.85)
Tuli Tuipulotu (USC)	17.5 (1.75)
Thomas Incom (CMU)	16.0 (1.60)
Nick Herbig (Wisconsin)	15.5 (1.72)
Layton Jordan (Temple)	15.0 (1.50)
T.J. Jackson (Troy)	14.5 (1.45)
Viliami Fehoko (San Jose St)	14.5 (1.61)
Tyree Wilson (Texas Tech)	14.0 (1.56)
Three others	14.0

WILSON IN THE TECH RECORD BOOK

Breakdown of where Tyree Wilson ranks in the Texas Tech single-season and career records.

Name (Year)	Sacks
7. Calvin Riggs (1986)	10.5
Montae Reagar (1997)	10.5
9. Fred Petty (1991)	9.0
Aaron Hunt (2002)	9.0
McKinner Dixon (2008)	9.0
Approaching: Tyree Wilson (2022)	7.0

Name (Years)	Career Sacks
7. James Mosley (1985-88)	17.0
Shawn Jackson (1991-93)	17.0
9. Eli Howard (2016-20)	16.5
10. Pete Robertson (2011-14)	16.0
Approaching: Tyree Wilson (2020-22)	15.5

ON THE BIG BOARD

■ Mel Kiper, ESPN.com NFL Draft Analyst

"[Wilson] has rare power for an edge rusher with a 6-foot-6 frame, and he gets good push in the run game," Kiper said. "He's an explosive player with the lateral quickness to change direction to chase down quarterbacks with ease, too."

Mel Kiper Big Board Rankings (last released, Thursday, Nov. 3)

15. Tyree Wilson, DE, Texas Tech
 "I wrote about Wilson in our draft notebook earlier this week, and my guy Jordan Reid has been on him since he watched the 2021 tape. I'm moving up Wilson now because of his consistency; he has six sacks and 11 total tackles for loss, showing off his explosion at the snap as a pass-rusher and taking on blockers and holding his ground in the run game. For edge rushers, it's all about physical traits and tools, and the 6-foot-6 Wilson has everything teams want in that regard. He has a high ceiling."

WHERE HE RANKS...

ESPN.com pulled together top-five rankings at every single position from its four NFL draft analysts

Defensive Ends (last updated Nov.3):

Mel Kiper Jr.	Jordan Reid
1. Myles Murphy, Clemson	1. Myles Murphy, Clemson
2. Tyree Wilson, Texas Tech	2. Tyree Wilson, Texas Tech
3. Mike Morris, Michigan	3. Jared Verse, Florida State
4. Jared Verse, Florida State	4. Zach Harrison, Ohio State
5. Zach Harrison, Ohio State	5. A. Adebawore, Northwestern
Todd McShay	Matt Miller
1. Myles Murphy, Clemson	1. Myles Murphy, Clemson
2. Isaiah Foskey, Notre Dame	2. Andre Carter II, Army
3. Tyree Wilson, Texas Tech	3. Isaiah Foskey, Notre Dame
4. Jared Verse, Florida State	4. Tyree Wilson, Texas Tech
5. Derick Hall, Auburn	5. Jared Verse, Florida State

BEDNARIK AWARD SEMIFINALIST

Texas Tech senior outside linebacker Tyree Wilson was named a semifinalist for the 2022 Chuck Bednarik Award, the Maxwell Football Club announced on Nov. 1. The organization annually presents the award to the college defensive player of the year.

BEST OF THE BEST

LB Will Anderson Jr., Alabama (Jr.)
LB Kool-Aid McKinstry, Alabama (So.)
LB Drew Sanders, Arkansas (Jr.)
LB Ivan Pace Jr., Cincinnati (Sr.)
DT Tyler Davis, Clemson (Sr.)
S Christopher Smith, Georgia (Sr.)
DT Jer'Zhan Newton, Illinois (So.)
CB Devon Witherspoon, Illinois (Jr.)
LB Jack Campbell, Iowa (Sr.)
DE Felix Anudike-Uzomah, Kansas State (Jr.)
DE Mike Morris, Michigan (Sr.)
CB Emmanuel Forbes, Mississippi State (Jr.)
LB Tommy Eichenberg, Ohio State (Sr.)
LB Jason Henderson, Old Dominion (So.)
CB Joey Porter Jr., Penn State (R-Jr.)
DT Calijah Kancey, Pitt (R-Jr.)
LB Tyree Wilson, Texas Tech (Sr.)
DT Tuli Tuipulotu, USC (Jr.)
CB Clark Phillips III, Utah (So.)
S John Torchio, Wisconsin (Sr.)



Three finalists for the award will be announced on Nov. 22

THE GAME IS NEVER OVER HERE

The victory over No. 22 Texas on Sept. 24, 2022 marked the 24th time since 2000 where the Red Raiders have overcome a double-digit deficit to win. Below is a listing of Texas Tech's come-from-behind wins:

DATE	OPPONENT	DEFICIT	RESULT
Dec. 29, 2006	vs. Minnesota*	31	W, 44-41 (OT)
Sept. 25, 2004	Kansas	25	W, 31-30
Sept. 18, 2004	TCU	21	W, 70-35
Oct. 1, 2011	at Kansas	20	W, 45-34
Oct. 5, 2002	at #23 Texas A&M	18	W, 48-47 (OT)
Nov. 18, 2006	Oklahoma State	17	W, 30-24
Sept. 24, 2022	#22 Texas	14	W, 37-34 (OT)
Sept. 4, 2021	vs. Houston	14	W, 38-21
Nov. 14, 2020	Baylor	14	W, 24-23
Sept. 24, 2011	Nevada	14	W, 35-34
Nov. 6, 2010	at #14 Missouri	14	W, 27-17
Nov. 29, 2008	Baylor	14	W, 35-28
Jan. 1, 2008	vs. Virginia	14	W, 31-28
Sept. 8, 2007	UTEP	14	W, 45-31
Nov. 1, 2003	Colorado	14	W, 26-21
Nov. 16, 2002	#3 Texas	14	W, 42-38
Oct. 19, 2013	at West Virginia	11	W, 37-27
Nov. 24, 2017	at Texas	10	W, 27-23
Nov. 22, 2014	at Iowa State	10	W, 34-31
Oct. 5, 2013	at Kansas	10	W, 54-16
Oct. 20, 2012	at #21 TCU	10	W, 56-56 (3OT)
Sept. 3, 2011	Texas State	10	W, 50-10
Oct. 23, 2010	at Colorado	10	W, 27-24
Nov. 21, 2009	vs. Baylor	10	W, 20-13

* indicates largest come-from-behind win in FBS bowl history.

ALL-TIME OVERTIME GAMES

Texas Tech is 8-7 all-time in overtime games since the NCAA began allowing games to go past regulation in 1996. Below is a listing of Texas Tech's all-time results in overtime:

DATE	OPPONENT	RESULT
Sept. 24, 2022	#22 Texas	W, 37-34 (OT)
Sept. 10, 2022	#25 Houston	W, 33-30 (2OT)
Sept. 26, 2020	#8 Texas	L, 56-63 (OT)
Oct. 12, 2019	at #22 Baylor	L, 30-33 (2OT)
Nov. 4, 2017	Kansas State	L, 35-42 (OT)
Oct. 29, 2016	at TCU	W, 27-24 (2OT)
Nov. 24, 2012	vs. Baylor	L, 45-52 (OT)
Nov. 10, 2012	Kansas	W, 41-34 (2OT)
Oct. 20, 2012	at #21 TCU	W, 56-53 (3OT)
Oct. 11, 2008	Nebraska	W, 37-31 (OT)
Dec. 29, 2006	vs. Minnesota	W, 44-41 (OT)
Sept. 9, 2006	at UTEP	W, 38-35 (OT)
Nov. 13, 2004	at #22 Texas A&M	L, 25-32 (OT)
Oct. 5, 2002	at #23 Texas A&M	W, 48-47 (OT)
Sept. 21, 2002	#16 N.C. State	L, 48-51 (OT)
Oct. 6, 2001	Kansas	L, 31-34 (2OT)

THE PUMPJACK MENTALITY



Texas Tech has continued to sport a miniature pumpjack on its sideline this season, representing the Red Raiders' desire to always "be pumping" no matter the circumstances. The pump jack sideline prop was created out of an idea from former interim head coach Sonny Cumbie and continued this year by Joey McGuire.

TACKLING MACHINE

■ Everyone knew **Krishon Merriweather** was a guy that could make tackles when he came to Texas Tech. He joined the Red Raiders after leading the nation at the NJCAA level, registering 153 stops as a sophomore in 2019 at Garden City Community College in Kansas. Merriweather was an NJCAA second team All-American, totaling 153 tackles over 11 games, which led the junior college ranks with 13.9 tackles per game. He also chipped in 10.0 for a loss and 3.5 sacks.

■ In now his third season as a Red Raider, Merriweather is up to 214 career tackles at the FBS level. He had 75 in his debut season in 2020 (nine games) and 52 stops in 2021 (13 games). He leads Tech with 87 tackles after the first 10 games of the 2022 season, the most in his Red Raider career 10 games into the season and the fifth-highest total by a Red Raider dating back to 2000.

■ Dating back to 2000, there have been only 17 Red Raiders to record 15 or more tackles in a single game. Merriweather is one of only six Red Raiders to own 17 or more tackles in a single game as his performance at Oklahoma State marked the most stops by a Red Raider since **Jordyn Brooks** notched 19 versus the Cowboys in 2019.

■ The senior owns one of 25 performances in the FBS this season in which 17-plus tackles were recorded in a single game.

■ Merriweather owns double-digit tackle performances in three of his last five games.

FIGURING IT OUT

■ It was a slow start for outside linebacker **Jesiah Pierre** to start the 2022 season, recording five tackles over the first five games of the year. But it's clicking now. Entering the season, Pierre had never played outside linebacker before in his career. He'd been an inside linebacker over his past three seasons of collegiate football.

■ Over the last two games, the transfer from Florida owns 12 tackles, 3.5 sacks and 4.5 tackles for loss.

■ Pierre recorded a career-high 2.5 TFLs at No. 7 TCU (Nov. 5).

■ Pierre had a season-high six pressures at No. 7 TCU, according to *Pro Football Focus*.

■ Pierre recorded a career-high seven tackles and career-high 2.0 sacks versus Kansas (Nov. 12).

■ Pierre forced his first career fumble in the fourth quarter against Kansas, a strip-sack, that created a takeaway to help secure the win versus Kansas with less than five minutes on the game clock. The fumble was recovered by Red Raiders' defensive lineman **Jaylon Hutchings** on the KU 8-yard-line - three plays later Tech scored a touchdown to extend its eight point lead to 15, 43-28.

THE RIGHT FIT

■ Known for his versatility throughout his Texas Tech career, sixth-year senior **Kosi Eldridge** has found his place on the Red Raider defense as its starting "Will" Linebacker (weak-side linebacker). Eldridge, in his third season as a Red Raider, was utilized in multiple linebacker spots and a hybrid defensive back role in 2020, and as a defensive back in 2021, but was shifted to weak-side linebacker in fall camp and earned the starting job.

■ Eldridge ranks second on the team in total tackles this season with 62 after the first 10 games of the season. That number accounts for over half of his career total which is up to 93. He is in his fourth season of field time with the Red Raiders.

■ Eldridge had arguably his best game as a Red Raider against Baylor on Oct. 29. The senior racked up a career-high 12 tackles, and all were solo stops.

■ Eldridge's 12 solo tackles versus Baylor ranks tied for the fourth-best single game performance in the FBS at the time. It remains ranked as tied for the fifth-best performance two weeks later. He and 13 others have been responsible for 12 solo stops or better in 2022.

■ Eldridge shined versus Houston posting a then career-high seven tackles, besting his previous high of four. Eldridge matched that total versus West Virginia and also had another strong performance earlier this season at N.C. State, racking up five tackles.

■ Arguably, one of his most notable tackles may have been more important than his first sack since 2020 on a 3rd and 4 from the TTU15 that set Houston back 15 yards and forced an attempted 47-yard field goal that was missed on 4th and 19 late in the third quarter.

■ Eldridge recorded 1.0 tackles for loss in each of the first two games at his new position to start the 2022 season. He entered this year with 1.5 TFLs in his Tech career with 1.0 in 2020 and 0.5 in 2021.

■ Because why not? With everything else going Eldridge's way in 2022, he registered his first career interception in the second quarter against Kansas. Postgame he said it was the first time since his high school career at Denton Ryan he got his hands on the ball.

THIS-N-THAT

■ Three Red Raiders recorded double-digit tackles in its contest versus Baylor (**Kosi Eldridge**-12, **Krishon Merriweather**-12, **Tyree Wilson**-10). It was the first time since Nov. 7, 2015 at West Virginia that three players (**Micah Awe**, **D'Bonta Hinton**, **Jah'Shawn Johnson**) posted double-digit tackles in the same game.

■ The Red Raiders limited the TCU passing attack as Max Duggan was held to 12-of-23 passing for 195 yards. It was his lowest yardage output of the season in a start. His previous low was 278 passing yards versus SMU.

■ TCU scored its first offensive touchdown in the fourth quarter en route to 21 in the frame.

■ Tech had a season-high four sacks versus an FBS team at TCU. Tech also posted four in its season opener versus FCS Murray State.

■ Tech held Kansas to 28 points. The Jayhawks entered the game averaging 37.9 points per game, ranking No. 15 in the FBS.

■ The Red Raiders' defense recorded a season-high 10 tackles for a loss versus an FBS team at TCU (Tech posted 13.0 in its season opener versus Murray State). It was the most tackles for loss for the Red Raider defense versus a Big 12 team since recording 12 versus Kansas the last time the Jayhawks were in Lubbock on Dec. 5, 2020.

■ With 68 team tackles for loss after the first 10 games, the Red Raiders surpassed last year's total of 64 last time out. With potentially three games remaining to play in 2022, Texas Tech is on pace to have its most TFLs in a single season dating back to 2000. The 2009 and 2013 teams recorded 84, respectively.

MERRIWEATHER AMONG SINGLE-GAME BESTS

Breakdown of the most tackles in a single game by a Red Raider since 2000, and most tackles in a single game this season in the FBS.

Texas Tech (since 2000)	Date	Opp.	TKLs
Jordyn Brooks	10/05/19	Oklahoma St.	19
Jordyn Brooks	11/25/16	Baylor	18
Dwayne Slay	10/29/05	Baylor	18
Will Smith	11/28/13	Texas	18
Krishon Merriweather	10/13/22	Oklahoma St.	17
Micah Awe	12/29/15	LSU	17

SINGLE-SEASON TACKLES AMONG RED RAIDERS

Breakdown of the most tackles by a Red Raider through 10 games since the start of the 2000 season.

Name	Year	Tackles
Jordyn Brooks	2019	102
Micah Awe	2015	90
Bront Bird	2010	89
Dwayne Slay	2005	89
Krishon Merriweather	2022	87

ROLLING SOLO: SINGLE-GAME BESTS

Breakdown of the most solo tackles in a single game by an FBS player this season.

2022 FBS	Date	Opp.	TKLs
Michael Batton (ULM)	11/12	Georgia St.	15
Shaun Dolac (Buffalo)	10/08	Bowling Green	14
Nick Emmanwori (S. Carolina)	9/17	Georgia	14
Darius Joiner (Duke)	9/10	Northwestern	13
Kosi Eldridge (Tex Tech)	10/29	Baylor	12
Nine Others	--	--	12

PUTTING OUT THE FIRE

- Opponents have been limited to 6-of-12 (50.0%) over the last two games in trips to the red zone, skyrocketing the Red Raiders' FBS ranking from No. 125 to No. 45 over the last two weeks.
- The Red Raiders' red zone defense went from being ranked No. 125 in the FBS after their eighth game versus Baylor, up to No. 84 after holding TCU to 3-for-6 on its trips to the red zone, and all the way up to No. 45 after holding Kansas to 3-for-6 on its trips to the red zone.
- Opponents are converting at an 81.0 clip (34-of-42) in the red zone against Texas Tech.
- While no points are obviously the preference, despite even the previously high conversation rate, Texas Tech has been holding opponents to field goals as much as any team in the nation. In fact, 14 of Tech's 20 opponent red zone conversions have been field goals, which ranks No. 2 in the FBS and had been No. 1 most of the season until the recent stretch of completely keeping its opponents from scoring.
- Texas Tech has allowed just six passing touchdowns to its opponents in the red zone. That ranks tied for 15th-best in the FBS.
- With Texas Tech's aggressive nature on fourth downs, the philosophy to hold opponents to just a field goal is part of **Joey McGuire** and **Tim DeRuyter's** challenge to the defense to "put out the fire."

FORCE(S) UP FRONT

- With **Jaylon Hutchings'** start on Saturday versus Kansas, the staple of the front line made his team leading 43rd-consecutive start for the Red Raiders.
- Hutchings is the second highest-graded interior defensive lineman (82.3) by *Pro Football Focus* in the Big 12 this season. He is one of three in the Big 12 above 80.0 and one of 14 Power Five interior lineman above 80.0 this season.
- Hutchings has recorded at least half a TFL in three of his last five games. He owns 2.5 TFLs over the last five games and 4.0 for the season. He's looking to top his career-best for a season, 6.5 TFLs posted during the 2021 season.
- Among down-linemen, the nose tackle owns a team-best 34 tackles. He sports the seventh-most tackles on the team.
- Not many defensive linemen in college football have a carry on their career stat sheet, let alone two. Hutchings can proudly boast he might be the rare exception, however, as he totaled nine yards on the ground in 2019 as part of two fake punt attempts. Hutchings, a former running back despite his size at Forney High School, was included this summer on the annual "Freaks List" column by Bruce Feldman of *The Athletic*.
- Hutchings' classmate on the line **Tony Bradford Jr.**, posted a career-high 3.0 TFLs against Baylor. It bested his 2.5 TFLs versus Kansas in 2020. The duo of Hutchings and Bradford have started 65 games and made 40.0 career TFLs and 16.0 career sacks AND both are eligible to return for one more season of football with the Red Raiders should they choose.

VETERAN SECONDARY

- The Red Raiders' two-deep has eight defensive backs, including the Star position, with 189 starts among them in major-college football, including five with at least 20.
- **Marquis Waters** returned from a season-ending injury in 2021 to play Star, a hybrid position with safety, outside linebacker and slot cornerback responsibilities. Waters has 46 career starts while his back-up, Keyon Blankenbaker, a transfer from Wyoming, has 27 starts under his belt. Waters previously started in 24-consecutive games at Duke prior to transferring to Texas Tech ahead of the 2021 season.
- On the corners, **Rayshad Williams** and **Malik Dunlap**, who are playing alongside each other at corner have 40 starts between them. Williams leads with 30, including 22-straight. Sixth-year senior **Adrian Frye**, meanwhile, owns 22 career starts of his own and was an All-Big 12 first team honoree as a true freshman in 2018.
- Texas Tech also benefits from a pair of safeties in the back end with plenty of experience as **Reggie Pearson Jr.** (31) and **Dadrion Taylor-Demerson** (21) have 52 starts as a duo. Taylor-Demerson led the Red Raiders a year ago with three interceptions en route to earning honorable mention All-Big 12 accolades.
- Frye, Waters and Blankenbaker are all in their sixth years at the collegiate level after exercising the additional season of eligibility the NCAA allotted players on rosters during the 2020 COVID season.

EXPERIENCED DEFENSE

Career starts among returning Red Raiders

Name	Pos.	Starts
Marquis Waters*	DB	46
Jaylon Hutchings	DL	43
Reggie Pearson Jr.*	DB	31
Rayshad Williams	DB	30
Keyon Blankenbaker*	DB	27
Tyree Wilson	OLB	28
Krishon Merriweather	LB	25
Tony Bradford Jr.	DL	22
Adrian Frye	DB	22
Dimitri Moore	LB	21
Dadrion Taylor-Demerson	DB	21
Vidal Scott Jr.	DL	16
Myles Cole	DL	13

WHO DOESN'T LOVE A PAIR OF 6-3 CORNERS

- Red Raider defensive backs **Malik Dunlap** and **Rayshad Williams** are a pair of 6-3 corners, both in their fifth years of college football, both with a similar journey. Dunlap spent three seasons at N.C. State and the last two at Tech while Williams experienced three seasons at UCLA and the last two at Texas Tech.
- Dunlap has used his size to be one of the top pass defenders in the country, ranking tied for 20th in the FBS with 10 pass breakups. The national lead is 15 heading into this Saturday versus Iowa State.
- Meanwhile, Williams, who owns seven pass breakups for the season, had one of the top performances by a Red Raider in recent memory as he logged five pass breakups in a single game at No. 7 Oklahoma State. It was the most in a single game since **Justis Nelson** recorded five pass breakups on Oct. 25, 2014, at TCU.
- Williams is one of five FBS players to own a single game of five or more pass breakups this season.
- Dunlap recorded four pass breakups in the contest on Sept. 17 at N.C. State in what was his return to Raleigh. Dunlap was thrown against a team-high seven times. He allowed one reception for four yards in a team effort that limited the Wolfpack to 159 yards passing.
- While these two have plenty to be proud of swatting the ball away, Dunlap and Williams broke through in the same game (vs. West Virginia) with their first career interceptions, respectively.

INTO THE MUD

- **Marquis Waters**, a defensive back that plays the "STAR" in DeRuyter's system, ranks second on the team in tackles for loss with 10.0, only trailing first round NFL Draft pick hopeful **Tyree Wilson's** 14.0.
- Waters has registered at least 0.5 tackles for loss in nine-straight games and has recorded at least one full TFL in six of 10 games.
- The sixth-year senior recorded a career-high 3.0 tackles for loss on Oct. 22 against West Virginia.
- What made Waters' performance unique is he is a defensive back. It is the first time since Oct. 6, 2012 that a Texas Tech defensive back posted 3.0 TFLs or better as he joins Cornelius Douglas' performance vs. Oklahoma. He's the only other DB to do so since 2000.
- Four different Red Raiders have registered games with 3.0 TFLs or better this season. **Philip Blidi** (Gm. 1 vs. Murray State), **Tyree Wilson** (Gm. 3 vs. NC State), **Waters** (Gm. 7 vs. West Virginia) and **Tony Bradford Jr.** (Gm. 8 vs. Baylor).

AFCA GOOD WORKS TEAM



Texas Tech senior defensive lineman **Tony Bradford Jr.** has made it his mission since arriving on campus to better the community he now calls home. That determination earned him a significant honor this season as he has been named to the 2022 Allstate AFCA Good Works Team.

Bradford is one of 11 student-athletes from the Football Bowl Subdivision (FBS) and 11 more from the Football Championship Subdivision (FCS), Division II, Division III and NAIA ranks as well as one honorary head coach to make up the final roster of 23 award recipients from across college football on the Good Works Team. He is the only Big 12 student-athlete named to the prestigious team.

Bradford becomes the fourth Red Raider student-athlete all-time to be recognized on the Good Works Team, joining the likes of Brian Duncan (2008), Montae Reagor (1998) and Dane Johnson (1997). Former head coach Matt Wells was previously the honorary head coach on the 2021 team.

Over his four years on campus, Bradford has been a vocal proponent in getting the Red Raiders active in the Lubbock community on a regular basis and also seeking positive change throughout West Texas.

Bradford is the driving force behind a Texas Tech football program that has committed more than 2,000 hours of community service the past two years alone, contributing to visits to local elementary and junior high schools, the Ronald McDonald House, the Texas Boys Ranch, South Plains Food Bank, Habitat for Humanity, Burgers and Badges and area children's homes.

Possibly his biggest impact has been felt on the youth of tomorrow as Bradford regularly meets with local youth athletes to encourage them to be a positive example for their community. Following the murder of George Floyd, Bradford helped organize community cleanups and voter registration drives in East Lubbock not far from the Texas Tech campus. While there, he was able to encourage and ultimately brighten the day of many underserved youth in East Lubbock through pick-up basketball games and various other activities. Bradford also helped organize peace walks on the Texas Tech campus and in East Lubbock to promote injustice issues and need for peace in communities.

In addition to his role in the community, Bradford has taken steps to advance his future career in law enforcement by serving as a security guard with the Texas Tech Police Department. Bradford, who lists becoming a police chief as his goal after football, has worked with the police department each of the past three springs to gain valuable knowledge of the profession. Thus, during the spring, Bradford will often go from a morning workout, to a class to potentially riding along with a member of the Texas Tech police department to protect his peers on campus.

He regularly worked Texas Tech's home basketball events, assisting with traffic control and in-venue security. His future work in law enforcement stems from his desire to not only help others but also to "be the change in the community." In his words, for society to change for the better, it will take leaders like himself to be part of that positive change.

The respect Bradford has gained off the field has led to a bigger voice for important topics on campus and within the Big 12 Conference. Bradford is a longtime member of the Texas Tech Student-Athlete Advisory Committee and was selected this year to represent the university as part of the Big 12 Champions for Life campaign. With that, he was able to attend the Big 12's annual meetings this May as a student-athlete voice and to also be recognized for his work in the community. Bradford was previously selected this past fall as one of two Big 12 representatives on the NCAA Division I Football Oversight Committee Student-Athlete Connection Group.

THE MCNAMARA RECORD BOOK

TEXAS TECH SINGLE-GAME LONGEST PUNTS

1.	Austin McNamara vs. West Virginia (2020)	87
2.	R.W. Moyers vs. West Texas State (1945)	85
3.	David Kuykendall vs. Arkansas (1975)	79
4.	Buddy Hill vs. Tulsa (1954)	78
	Ken Vinyard vs. Kansas (1966)	78
	Johnny Odom vs. Boston College (1971)	78
	Mark Bounds vs. Texas (1991)	78
8.	Robert King vs. Rice (1992)	77
	Robert King vs. Texas A&M (1993)	77
10.	Johnny Odom vs. SMU (1970)	76
11.	Johnny Odom vs. Texas (1970)	75
	Maury Buford vs. Texas A&M (1978)	75
	Robert King vs. Wyoming (1992)	75

TEXAS TECH SINGLE-SEASON AVERAGE LEADERS

1.	Austin McNamara (2021)	48.2
2.	Mark Bounds (1991)	46.8
3.	Austin McNamara (2020)	46.3
4.	Taylor Symmank (2015)	46.0
5.	Alex Reyes (2006)	45.2
6.	Austin McNamara (2019)	45.0
-	Austin McNamara (2022)	45.0
7.	Maury Buford (1981)	44.8
8.	Maury Buford (1978)	44.1
9.	Ryan Erxleben (2013)	43.0
	Alex Reyes (2003)	43.0
11.	Alex Reyes (2005)	42.8
12.	Robert King (1993)	42.7

TEXAS TECH CAREER AVERAGE LEADERS

-	Austin McNamara (2019-Present)	46.1
1.	Taylor Symmank (2012-15)	43.7
2.	Alex Reyes (2003-06)	43.3
3.	Maury Buford (1978-81)	43.2
4.	Robert King (1992-93)	42.6
5.	Ryan Erxleben (2009, 2011-13)	41.9
6.	Dominic Panazzolo (2017-18)	41.7
7.	Jeremy Hernandez (1996-98)	40.1
	Jamie Simmons (1986-89)	40.1
9.	Michael Barden (2015-18)	40.0
10.	Brad Cade (1994-95)	39.8
	Clinton Greathouse (2000-02)	39.8
	Eric Rosiles (1999-00)	39.8

BIG 12 CONFERENCE SINGLE-GAME LONGEST PUNTS

1.	Austin McNamara vs. West Virginia (2020)	87
2.	Michael Turk (OU) vs. Texas (2021)	85
	Tress Way (OU) vs. Utah State (2010)	85
4.	Sam Koch (Neb) vs. Pittsburgh (2005)	84
5.	Curtis Ansel (KU) vs. Baylor (2002)	83

BIG 12 CAREER AVERAGE LEADERS (min. 100 punts, 2 seasons)

-	Austin McNamara (2019-Present)	46.1
1.	Quinn Sharp (Oklahoma State, 2009-12)	45.9
2.	Michael Dickson (Texas, 2015-17)	45.3
3.	Daniel Sepulveda (Baylor, 2003-06)	45.2
4.	John Torp (Colorado, 2002-05)	44.9
5.	Shane Lechler (Texas A&M, 1996-99)	44.7
6.	Justin Brantly (Texas A&M, 2005-08)	44.4
7.	Trevor Pardula (Kansas, 2013-14)	44.0
	Tress Way (Oklahoma, 2009-12)	44.0
9.	Nick O'Toole (West Virginia, 2013-15)	43.9

BIG 12 SINGLE-SEASON AVERAGE LEADERS (min. 40 punts)

1.	Austin McNamara (2021)	48.2
2.	Mark Mariscal (Colorado, 2002)	47.6
3.	Michael Dickson (Texas, 2017)	47.4
	Michael Dickson (Texas, 2016)	47.4
5.	Shane Lechler (Texas A&M, 1997)	46.9
6.	Cameron Dicker (Texas, 2021)	46.7

THE NATION'S TOP PUNTER

Through three seasons, Austin McNamara has firmly cemented his name in the Texas Tech record book as the senior punter started 2022 at the top of all three major punting categories in program history - career average leader (46.3), single-season average leader (48.2), and longest punt (87) in a game.

McNamara not only leads the way in the Texas Tech record book, but the Big 12 record book as well. It started with the longest boot by any Big 12 player in league history when he launched an 87-yard punt on Oct. 24, 2020 in Lubbock versus West Virginia. His career average entering the 2022 season (46.3) is the highest of any Big 12 player before him, just like his top spot at Texas Tech. The senior was tabbed to the 2022 Ray Guy Award preseason watch list this offseason prior to starting his fourth year handling Tech's punting duties.

- 2019 Freshman All-America
- 2019 First Team All-Big 12
- 2020 First Team All-Big 12
- 2021 Second Team All-Big 12
- 2021 First Team Academic All-Big 12



SPECIAL TEAMS NOTEBOOK

MORE ON MCNAMARA...

- Punter **Austin McNamara** entered the 2022 season with the top career average (46.3) in the FBS among career active leaders with at least a minimum of 100 career punts. That average has dropped to 46.1 as he currently owns the lowest season average since his freshman season, averaging 45.0 yards per punt after 10 games. Despite it being his lowest average since 2019, 45.0 would still rank sixth on the all-time single season average Top 10.
- McNamara set the program record for single season punting average (48.2) in 2021 after booting 42 punts for 2,023 yards. It smashed the Tech single-season record of 46.8 that was set by **Mark Bounds** in 1991. He is the only Red Raider with two of the top-five punting averages currently in the school record book.
- By bombing eight punts of at least 50 yards in a single game, McNamara set a new single game FBS record on Nov. 20, 2021 against Oklahoma State. The performance broke the previous FBS record of seven that was set by Colorado's Mark Mariscal in a 2002 home game against Southern California. McNamara averaged 56.4 yards per punt overall against the Cowboys, which finished just shy of the Texas Tech single-game record of 57.0 yards an attempt that was set by **Alex Reyes** in a 2004 win versus Baylor (only three attempts).
- For games that included nine or more punts, McNamara's 56.4 average ranked as the second-best performance in all of FBS football in 2021 behind San Diego State's Matt Araiza's 56.8 average (nine attempts) in a home game against New Mexico State. It marked the third-highest for any punter with at least nine attempts in a game dating back to 2000, trailing only the clips from Wake Forest's Dom Maggio in a 2019 contest at Clemson (57.7) and Araiza and his 56.8 average versus New Mexico State.
- McNamara set social media on fire midway through the 2020 season with his booming 87-yard punt against West Virginia, which marked the longest by an FBS kicker since 2017 and the longest in Texas Tech and Big 12 history. McNamara broke the Texas Tech single-game record for the longest punt that was previously set by **R.W. Moyers** in 1945 against West Texas State. Moyers launched an 85-yard punt in the win, which is the only other punt of 80 yards or longer in school history.
- In addition to his punting duties, McNamara is in his second-consecutive season as Texas Tech's primary holder on field goals.

WOLFF EMERGES

- Texas Tech entered the 2022 season with its two kickers that battled it out during fall training camp, fifth-year Red Raider **Trey Wolff** and first-year transfer **Gino Garcia** (Houston Baptist), as "or's" on the depth chart. Wolff officially claimed the spot after week five.
- After 10 games, Wolff is 15-of-18 on field goal attempts while Garcia is 0-for-1. Wolff is 32-for-32 on PATs while Garcia is 7-for-7.
- Wolff has been called upon to play hero twice this season (vs. No. 25 Houston & vs. No. 22 Texas) and came through in the clutch. He put a then-career-long 47-yarder between the uprights with 0:03 remaining on the game clock to push the Houston contest into the first of two overtime periods. Versus the Longhorns, Wolff connected on a 45-yard try with 0:21 left in regulation to give Texas Tech a 34-31 lead. Texas' kicker countered to tie the game, but it was Wolff who hit the game-winning 20-yard field goal in overtime to win the game.
- At K-State, Wolff closed the first half with a career-long 51 yarder; at home vs. Kansas he again closed the half with a 51-yarder.
- Wolff is a perfect 10-of-10 on kicks 39 yards and closer. He is 5-of-8 on kicks greater than 40 yards.
- After no field goal opportunities for either kicker in the season opener versus Murray State, Wolff connected for his first field goal since Nov. 7, 2020, a 25-yarder, in the first qtr. against Houston-he finished the game 2-for-3. Meanwhile, Garcia went 0-for-1 missing from 46 yards with 5:30 left on the game clock in the fourth quarter. Wolff was 1-for-1 on PATs and Garcia was 2-for-2 on PATs vs. Houston.
- Wolff started his career very strong, going 20-for-22 showing on field goals in 2019, ranking him as one of the most accurate kickers in the country. He became only the second Tech player since 2000 to record a field goal percentage of 90.0 or higher (90.9), joining then-school-record holder **Clayton Hatfield** (92.9 percent) from 2016. Wolff went 1-for-5 in 2020 and did not attempt a field goal in 2021.
- **Jonathan Garibay** unseated Wolff in 2021 and became the third Red Raider since 2000 to record a field goal percentage of 90.0 or higher, topping Hatfield's program record with a 93.8 percent average going 15-of-16 a year ago. Garibay ultimately earned All-Big 12 1st team honors to join Hatfield and Alex Trilica as the only Red Raider kickers in league history to garner first-team honors.
- Garcia, meanwhile, transferred to Texas Tech following three seasons at Houston Baptist and will have two full seasons of eligibility remaining. Garcia was a 2021 first-team honoree on the All-Southland Conference team. He was successful on 9-of-10 field goals, including ones from 59 and 48 yards. Garcia owns six career field goal makes of 48 yards or longer. The 59-yard kick ranks fourth all-time in Southland Conference history for distance. For his career, Garcia went 32-for-46 in three seasons at HBU.

ONE OF A KIND

- When you don't hear the long snappers name too often, it's probably a good thing - he's doing his job - and that's what **Jackson Knotts** has been doing for the Red Raiders. Knotts was the only true freshman in 2021 to play in all 13 games last season. He was put on scholarship to start the spring 2022 semester, surprised in a team meeting on Jan. 12, 2021.
- The Florida native is the son of former Florida Gator, Andy Knotts. His dad advocated long snapping, he wanted to play quarterback. He long snapped all four years in high school but also drew a starting safety role his senior season.
- Knotts was also a track and field standout, with a javelin focus. He set a since-broken state high-school record in the javelin with a throw of 187 feet, 9 inches and finished third in the Class 4A state meet.



TEXAS TECH UNIVERSITY

THE STATE OF TEXAS' TOP ATHLETICS DEPARTMENT

- With all the talk of conference realignment in the air, it's important to remember Texas Tech has led all schools in the state of Texas in the Capital One Cup men's standings in two of the last four complete athletic seasons after finishing third nationally in 2018-19 and then 14th for the 2017-18 athletic year. Below are several other facts regarding Texas Tech's success in competition.
- Since 2017, Texas Tech has had 16 of its 17 athletic programs compete in the NCAA postseason or a bowl game.
- Texas Tech has had six different programs finish among the top-10 teams nationally in their respective sport since 2014 alone.
- The Red Raiders have appeared in 39 bowl games in their history, which ranks tied for third among Big 12 programs and among the top-25 teams in college football history.
- Texas Tech claimed the 2019 Men's Outdoor Track and Field National Championship under head coach **Wes Kittley**, the father of new Red Raider offensive coordinator **Zach Kittley**.
- Texas Tech played in the 2019 NCAA Championship Game as well as in two-consecutive Elite Eights (2018-19). The Red Raiders are one of four men's basketball programs in the country with multiple Elite Eight appearances over the last four NCAA Tournaments.
- Texas Tech has advanced to the Men's College World Series four times in recent years (2014, 2016, 2018, 2019), which is tied for the most trips to the hallowed grounds in Omaha among teams nationally since 2014.
- Lady Raider Basketball remains one of the top programs in women's college basketball history as Texas Tech ranks 19th all-time among power-five programs with its 936 victories. Backed by the legendary **Sheryl Swoopes**, the Lady Raiders claimed the NCAA National Championship in 1993, the first team national championship in school history.
- Since joining the Big 12 as a charter member in 1996, Texas Tech has won 27 conference titles, with 11 of those coming in the past seven years alone.
- In addition to its athletics success, Texas Tech has unveiled several new facilities in recent years with the opening of the \$48 million Sports Performance Center in 2017, the Cash Family Sports Nutrition Center in 2020 and the \$32.2 million Dustin R. Womble Basketball Center in May 2021.

THE NATION'S MOST DEDICATED FANS

- Texas Tech boasts one of the most rabid fan bases in all of college athletics as Red Raider fans have traditionally traveled in droves for bowl trips as well as to basketball games in locations like New York City, Anaheim (CA) and Minneapolis for the Final Four as well as to Omaha for the Men's College World Series.
- To date, Texas Tech has played in the highest-attended games for three bowl games, including two prominent ones in the state of Texas: the Goodyear Cotton Bowl (Dallas), the Academy Sports + Outdoors Texas Bowl (Houston) and the Holiday Bowl (San Diego).
- The Red Raiders had 88,175 fans on tap for the 2009 Cotton Bowl when the Red Raiders faced Ole Miss in the bowl's final game at historic Fair Park. It remains the highest-attended contest in the bowl's history even with the move to AT&T Stadium in Arlington, which can reach over 100,000 fans in capacity.
- Additionally, Texas Tech helped set the Texas Bowl attendance record in 2015 when the Red Raiders faced LSU in NRG Stadium. The bowl drew 71,307 fans that night to see a pair of future NFL standouts in Texas Tech's **Patrick Mahomes II** and **Jakeem Grant**.
- At home, Texas Tech has sold out of season tickets for its baseball program over eight-consecutive seasons now and will likely be looking at another sellout in 2023 after the Red Raiders advanced to the NCAA Regional round this past June.
- Texas Tech has now sold out of season tickets for four-consecutive men's basketball seasons, giving the Red Raiders the premier homecourt advantage in college basketball at 15,000-seat United Supermarkets Arena. The Red Raiders averaged 13,973 fans during the 2020-21 season, which ranked second in the Big 12 and in the top 15 nationally.
- On social media, Texas Tech student-athletes earned the highest engagement rate on their posts among peer power-five institutions over the past athletic year. Texas Tech's social media accounts accumulated over 35 million combined video views during the 2020-21 year alone.
- Texas Tech's brand has the ability to reach the nation through its creative social media usage. Texas Tech currently boasts the sixth-highest TikTok following by athletics accounts in the nation.
- Texas Tech is annually one of the top-performing schools among the Collegiate Licensing Company's (CLC) partner institutions, ranking in the top-25 nationally in royalties generated this past year.

A PREMIER RESEARCH INSTITUTION

- Texas Tech University is the flagship institution, with a Moody Aa1 rating, of the five-member Texas Tech University System.
- Texas Tech is one of 16 universities designated as a Carnegie Very High Research Activity Institution and a Hispanic Serving Institution.
- Texas Tech has been named Higher Education Excellence in Diversity award winner in each of the last nine years. The university currently boasts 42 percent of its students identifying as racial-ethnic minorities.
- Texas Tech is a five-star Campus Pride Institution, one of two in Texas, and No. 25 on the Campus Pride Index.
- Texas Tech has awarded over \$170 million in scholarships recently with over 50 percent of students receiving scholarship support.
- Texas Tech boasted more than \$192 million in research expenditures in 2020 alone.

RED RAIDERS IN THE NFL



SPORTS LARGEST CONTRACT

- There isn't a bigger star in the NFL currently than Texas Tech's own **Patrick Mahomes II**. The one-time Red Raider gunslinger has transformed the NFL in only five professional seasons, claiming NFL MVP honors in 2018 before leading the Kansas City Chiefs to back-to-back Super Bowl appearances, including a win in 2020.
- With his Super Bowl win over the San Francisco 49ers, Mahomes became the youngest player in history to be named NFL MVP and also win a Super Bowl. Mahomes, who at only 24 years of age, was tabbed Super Bowl MVP after leading the Chiefs to their second Super Bowl title in history and their first since 1970.
- In July 2020, Mahomes signed the richest contract in NFL history as he and the Chiefs agreed on a 10-year extension worth up to \$503 million. It marked the second time in school history where a Red Raider has signed the richest NFL contract as Ring of Honor member **Donny Anderson** previously did so with the Green Bay Packers upon being drafted in 1965.
- Dating back to his time as a Red Raider, the 2016 Sammy Baugh Trophy winner is the only quarterback in history to throw for 5,000 yards at both the collegiate and NFL levels.
- Mahomes was announced as the eighth member of the prestigious Ring of Honor in August as he will return to Lubbock the weekend of the Baylor game for his induction. Mahomes will also be enshrined that weekend into the Texas Tech Hall of Fame.

NEWS & NOTES ON RED RAIDERS IN NFL

- Red Raider great **Danny Amendola** retired this offseason after 13 NFL seasons where he played in two Super Bowls as a member of the New England Patriots. Amendola caught 617 passes for 6,212 yards and 24 touchdowns during his illustrious NFL career.
- **Jordyn Brooks**, a first-round draft pick in 2020, set the Seattle Seahawks team record a year ago after totaling 184 tackles over his 17 starts. It was only the second full NFL season for Brooks, who had 57 total tackles as a rookie in 2020.
- Former Red Raider gunslinger and head coach **Kliff Kingsbury** enters his fourth season leading the Arizona Cardinals. Kingsbury guided the Cardinals to the playoffs a year ago with 11 wins, Arizona's most of his tenure.

RED RAIDERS ON NFL ROSTERS

NAME (YEARS AT TECH)	NFL TEAM
Dakota Allen, LB (2015, 2017-18)	Cleveland Browns
Jack Anderson, OL (2017-20)	New York Giants
# Cameron Batson, WR (2014-17)	Atlanta Falcons
Jordyn Brooks, LB (2016-19)	Seattle Seahawks
Le'Raven Clark, OL (2012-15)	Tennessee Titans
Keke Coutee, WR (2015-17)	Indianapolis Colts
Cody Davis, DB (2009-12)	New England Patriots
* Dawson Deaton, OL (2018-21)	Cleveland Browns
Sam Eguavoen, LB (2011-14)	Miami Dolphins
Erik Ezukanma, WR (2019-21)	Miami Dolphins
* DaMarcus Fields, DB (2016-21)	Washington Commanders
# Kaylon Geiger, WR (2021)	Tampa Bay Buccaneers
* Jakeem Grant, WR (2012-15)	Cleveland Browns
Kerry Hyder, DL (2009-13)	San Francisco 49ers
Patrick Mahomes II, QB (2014-16)	Kansas City Chiefs
Zech McPhearson, DB (2019-20)	Philadelphia Eagles
Terence Steele, OL (2016-19)	Dallas Cowboys
Broderick Washington Jr., DL (2016-19)	Baltimore Ravens
# Davis Webb, QB (2013-15)	New York Giants
* Antoine Wesley, WR (2016-18)	Arizona Cardinals

Key: * Injured Reserve, # Practice Squad

QUICK FACTS

TEXAS TECH UNIVERSITY

Founded	1923
Enrollment	40,322
Nickname	Red Raiders
Chancellor	Dr. Tedd Mitchell
President	Dr. Lawrence Schovanec
Director of Athletics	Kirby Hocutt
Official Mascot	Masked Rider (horse and rider)
Unofficial Mascot	Raider Red (cartoon figure)

TEAM HISTORY

First Season	1925
All-Time Record/Seasons	585-475-32/98th
All-Time Conference Record	281-261-10
Conference Championships	11
Bowl Appearances/Record	39 (15-23-1)

STADIUM INFORMATION

Name	Jones AT&T Stadium
Capacity	60,454
Stadium Luxury Suites	85
Stadium Club Seats	1,644
Stadium Surface	FieldTurf (installed 2017)
Band	Goin' Band from Raiderland (400 members)


TEAM INFORMATION

2021 Overall Record	7-6
Big 12 Record (Finish)	3-6 (T-7th)
Home Record	3-3
Road Record	2-3
Neutral	2-0
Lettermen Returning/Lost	50/28
Starters Returning/Lost (Offense)	4/7
Starters Returning/Lost (Defense)	6/5
Newcomers	48

SUPPORT STAFF

Head Strength Coach	Lance Barilow (First Season)
Associate Strength Coach	Aaron Hall (First Season)
Assistant Strength Coach	Brandon Lee (Second Season)
Assistant Strength Coach	Brandyn Musgrave (First Season)
Assistant Strength Coach	Beef Watson (First Season)
Associate A.D./FB Admin.	Antonio Huffman (Fourth Season)
Director of FB Operations	Quintin Jordan (First Season)
Director of Player Personnel	James Blanchard (First Season)
Director of Scouting	Brian Nance (First Season)
Director of Player Development	Dave Martin (First Season)
Asst. Dir. Player Development	Sammy Morris (First Season)
Asst. Dir. of Ops & Recruiting	Harrison Hanna (First Season)
Dir. of Recruiting Operations	Kate Shealy (Second Season)
Dir. of On-Campus Recruiting	Preslee Quisenberry (First Season)
Recruiting & Personnel Asst.	Sean Kenney (First Season)
Senior Offensive Analyst	Kirk Bryant (First Season)
Special Teams Analyst	Tyler Schovanec (First Season)
Defensive Quality Control	Ryan Conry (First Season)
Defensive Quality Control	James Lockhart (First Season)
Offensive Quality Control	Diego Ortiz (Sixth Season)
Offensive G.A.	Lou Bunning (First Season)
Offensive G.A.	Trent Vasey (First Season)
Defensive G.A.	Kirby Ennis (Third Season)
Defensive G.A.	Jah'Shawn Johnson (First Season)
Football Dietitian	Hannah Petersen (First Season)
Head Athletic Trainer	Drew Krueger
Assoc. Athletic Trainer	Michael Ramirez
Asst. Athletic Trainer	Katherine Carden
Asst. Athletic Trainer	Steven Lapso
Director of FB Video	Chris Velasquez
Video Coordinator	Eric Gerald
Asst. A.D./Equipment	Zane Perry
Head Equipment Manager	Cayman Ancell
Asst. Equipment Manager	Roger Lira

TEXAS TECH COACHING STAFF



ZACH KITTLE

Offensive Coordinator/Quarterbacks
1st Season at Tech
Game Day Location: Sideline

Career Breakdown: Kittley, the architect behind one of the nation's top offenses the past two years at both Houston Baptist (2018-20) at Western Kentucky (2021), returned to his alma mater for his second stint on the coaching staff (2013-17). Kittley has worked with a pair of NFL quarterbacks during his short coaching career, first with Patrick Mahomes II at Texas Tech and then Bailey Zappe at both Houston Baptist and Western Kentucky.



KENNY PERRY

Associate Head Coach/Special Team Coordinator/Running Backs
1st Season at Tech
Game Day Location: Sideline


Career Breakdown: Perry, a legendary high school head coach, himself, in the Dallas-Fort Worth metroplex, joined the Red Raider staff after two seasons at SMU. Perry, who has also been on staff at both Kansas and TCU, spent 14 years as a high school head coach, finishing 67-22 over his final seven seasons at Arlington Bowie alone. He is a former member of the THSCA Board of Directors.



JOSH BOOKBINDER

Inside Linebackers
1st Season at Tech
Game Day Location: Pressbox

Career Breakdown: Bookbinder reunites with McGuire after the two previously served on the defensive staff at Baylor (2019-21). Bookbinder was a defensive quality control assistant during that span for a Baylor program that recorded a pair of 10-win seasons and appeared in two Big 12 Championship games, winning the conference crown in 2021. He is the grandson of legendary Baylor head coach Grant Teaff.



ZARNELL FITCH

Defensive Line
1st Season at Tech
Game Day Location: Sideline

Career Breakdown: Fitch, another one-time Texas High School Coaches Association member to join McGuire's charter staff, had previously served in a similar role at TCU. Fitch oversaw the TCU defensive line each of the past six years after beginning his tenure as the Director of High School Relations in 2014. Fitch mentored 11 Horned Frogs who earned All-Big 12 honors during his tenure, a list that featured four first-team selections.



EMMETT JONES

Passing Game Coordinator/Receivers
1st Season at Tech
Game Day Location: Sideline

Career Breakdown: Jones, a highly-respected figure from his time as the head coach at South Oak Cliff High School (Dallas), was previously the outside receivers coach for the Red Raiders from 2016-18 after originally joining then head coach Kliff Kingsbury's staff as Director of Player Development. Prior to his return to Lubbock, Jones spent three seasons at Kansas where he oversaw the wide receiver room in 2019 before being promoted to passing game coordinator for the 2020 and 2021 campaigns.



TIM DERUYTER

Defensive Coordinator
1st Season at Tech
Game Day Location: Sideline


Career Breakdown: DeRuyter arrived in Lubbock having served as a defensive coordinator or a head coach in each of the past 20 seasons. He has been the defensive coordinator at the likes of Ohio (1995-98, 2002-04), Navy (1999-00), Air Force (2007-09), Texas A&M (2010-11), Cal (2017-20) and Oregon (2021) over his career as well as a head coach following five seasons leading Fresno State where he led the Bulldogs to consecutive MWC titles.



C.J. AH YOU

Outside Linebackers
1st Season at Tech
Game Day Location: Sideline


Career Breakdown: Ah You's hiring marks his return to the Big 12 where he previously starred at Oklahoma (2005-06) before enjoying a six-year NFL career with the St. Louis Rams. He returned to his alma mater as a defensive quality control assistant for the Sooners during the 2014-15 seasons. He has also served as the defensive line coach at Vanderbilt from 2016-18 and as a quality control coach at USC last season.



JOSH COCHRAN

Tight Ends
1st Season at Tech
Game Day Location: Pressbox

Career Breakdown: Cochran shifts over to coach the tight ends after spending the previous two seasons as the co-offensive coordinator and offensive line coach at Austin Peay. Austin Peay was Cochran's first full-time coaching role at the FBS or FCS levels after previously serving in various roles at both North Carolina (2020) and Baylor (2017-19). Back in July, Cochran was named to Dave Campbell's Texas Football "40 under 40" coaches list.



STEPHEN HAMBY

Offensive Line
1st Season at Tech
Game Day Location: Sideline

Career Breakdown: Hamby heads back to West Texas following one season at Western Kentucky where he, along with new offensive coordinator Zach Kittley, helped build one of the top offenses in the country. Hamby a Texas Tech alum, starred on the offensive line as a Red Raider where he helped lead Tech to four-consecutive bowl appearances, including two trips to the Cotton Bowl. He served as a Graduate Assistant for Tech from 2013-15.



MARCEL YATES

Passing Game Coordinator/Secondary
1st Season at Tech
Game Day Location: Sideline

Career Breakdown: Yates, a former defensive coordinator at both Boise State and Arizona, arrives in Lubbock from Oregon where he was the secondary and passing game coordinator during the 2021 season. Oregon closed the season ranked fifth in the FBS for total interceptions (17) and 26th nationally with 22 takeaways following an appearance in the Valero Alamo Bowl. He has worked alongside defensive coordinator Tim DeRuyter each of the past two seasons at both Cal and Oregon.

UNIFORM WATCH (Since 2009)

Over the past decade, Texas Tech has been among the most innovative teams in the country related to team uniforms. The Red Raiders have multiple uniform combinations in their wardrobe and often do not use the same combination twice in a season. Here's a look at Texas Tech's record in various uniform combinations:

Helmet-Jersey-Pants	Record
Black-Black-Black	14-12
Black-White-Black	13-11
Black-Red-Black	13-3
White-White-White	11-7
Black-Red-White	4-0
Black-Black-White	4-4
Black-Red-Red	5-1
Black-White-White	1-4
Black-Gray-Black	1-0
Black-Black-Gray	1-0
Gray-Gray-Gray	1-0
Black-Black-Red	0-1
Black-White-Red	0-4
White-White-Red	0-2
White-Black-White	2-2
White-Red-White	1-0
White-Red-Red	1-1
Gray-White-Gray	1-3

Red-Red-White	1-0
Red-White-White	1-1
Red-White-Red	1-3
Red-Red-Red	1-2
Red-White-Black	1-3
Red-Red-Black	0-1
Red-Black-White	0-1
Red-Black-Black	1-0
Black-White-Gray	0-1
Wounded Warrior (2010)	1-0
Wounded Warrior (2011)	0-1
Lone Star Pride (2012)	0-1
Lone Survivor (2013)	0-1
Lone Star Pride (2013)	0-1
Throwbacks - Black (2014)	0-1
White Ombre' (2014)	0-1
Lone Star Pride (2014)	0-1
Black Ombre' (2014)	0-1
Throwbacks - White (2015)	2-0
Throwbacks - Red (2017)	1-2
Throwbacks - White (2018-19)	1-1
Throwbacks - Black-Red-White (2020)	0-1
Throwbacks - Black-Black-Gray (2021)	0-1
Throwbacks - Black-White-Black (2022)	0-1
Throwbacks - Black-Black-Black (2022)	0-1
Throwbacks - Black-White-Red (2022)	0-1

2022 UNI TRACKER	
Murray State	Black-Red-Black
Houston	White-Black-White
NC State	Red-White-Red
Texas	Black-Red-Red
K-State	White-White-White
Oklahoma St.	Throwbacks: Black-White-Black

West Virginia	Black-Red-Black
Baylor	Throwbacks: Black-Black-Black
TCU	Throwbacks: Black-White-Red
Kansas	Red-Black-Black
Iowa State	
Oklahoma	



NATIONAL RANKINGS

ASSOCIATED PRESS (Week 12)

Team	Record	Points
1. Georgia (62)	10-0	1574
2. Ohio State (1)	10-0	1501
3. Michigan	10-0	1453
4. TCU	10-0	1374
5. Tennessee	9-1	1341
6. LSU	8-2	1218
7. USC	9-1	1152
8. Alabama	8-2	1140
9. Clemson	9-1	1055
10. Utah	8-2	965
11. Penn State	8-2	882
12. Oregon	8-2	856
13. North Carolina	9-1	843
14. Ole Miss	8-2	797
15. Washington	8-2	693
16. UCLA	8-2	648
17. UCF	8-2	537
18. Notre Dame	7-3	495
19. Kansas State	7-3	468
20. Florida State	7-3	386
21. Tulane	8-2	273
22. Cincinnati	8-2	237
23. Coastal Carolina	9-1	143
24. Oklahoma State	7-3	85
25. Oregon State	7-3	81

RECEIVING VOTES: NC State 77, Texas 65, UTSA 51, Troy 22, Duke 16, Liberty 15, Illinois 13, Minnesota 7, Florida 6, Boise State 5, South Alabama 1

USAT/AFCA COACHES POLL (Week 12)

Team	Record	Points
1. Georgia (61)	10-0	1572
2. Ohio State (1)	10-0	1509
3. Michigan (1)	10-0	1445
4. TCU	10-0	1377
5. Tennessee	9-1	1332
6. USC	9-1	1214
7. LSU	8-2	1199
8. Alabama	8-2	1122
9. Clemson	9-1	1059
10. Utah	8-2	961
11. North Carolina	9-1	904
12. Penn State	8-2	859
13. Oregon	8-2	828
14. Ole Miss	8-2	824
15. Washington	8-2	670
16. UCLA	8-2	572
17. Kansas State	7-3	547
18. UCF	8-2	522
19. Notre Dame	7-3	412
20. Florida State	7-3	364
21. Cincinnati	8-2	236
22. Tulane	8-2	203
23. Coastal Carolina	9-1	179
24. Oklahoma State	7-3	115
25. NC State	7-3	89

RECEIVING VOTES: Texas 76, Oregon State 62, Illinois 48, UTSA 40, Troy 32, Minnesota 30, Duke 24, Liberty 9, Pittsburgh 8, Kentucky 8, Florida 8, Air Force 5, Boise State 5, Wake Forest 3, South Alabama 2, Toledo 1

COLLEGE FOOTBALL PLAYOFF (Nov. 15)

Team	Record
1. Georgia	10-0
2. Ohio State	10-0
3. Michigan	10-0
4. TCU	10-0
5. Tennessee	9-1
6. LSU	8-2
7. USC	9-1
8. Alabama	8-2
9. Clemson	9-1
10. Utah	8-2
11. Penn State	8-2
12. Oregon	8-2
13. North Carolina	9-1
14. Ole Miss	8-2
15. Kansas State	7-3
16. UCLA	8-2
17. Washington	8-2
18. Notre Dame	7-3
19. Florida State	7-3
20. UCF	8-2
21. Tulane	8-2
22. Oklahoma State	7-3
23. Oregon State	7-3
24. NC State	7-3
25. Cincinnati	8-2

TECH IN THE NATIONAL RANKINGS

WEEK	AP	COACHES	CFP
Preseason	NR	NR	--
Week 2	NR	RV	--
Week 3	RV	RV	--
Week 4	NR	NR	--
Week 5	RV	RV	--
Week 6	NR	NR	--
Week 7	NR	NR	--
Week 8	NR	NR	--
Week 9	NR	NR	--
Week 10	NR	NR	NR
Week 11	NR	NR	NR
Week 12	NR	NR	NR
Week 13	--	--	--
Week 14	--	--	--
Week 15			
Week 16			

THE LAST TIME TEXAS TECH WAS...

Ranked in AP Poll	Sept. 23, 2018 (No. 25)
Ranked in Coaches' Poll	Nov. 3, 2013 (No. 23)
RV in the AP Poll	Sept. 25, 2022 (RV)
RV in Coaches' Poll	Sept. 25, 2022 (RV)

MISCELLANEOUS RECORDS:

Highest Ranking (AP):	No. 2 (Nov. 2-16, 2008)
Highest Ranking (Coaches):	No. 2 (Nov. 9-16, 2008)
Highest Final Ranking (AP):	No. 11 (1938, 1973)
Highest Final Ranking (Coaches):	No. 11 (1973)
Consecutive Weeks Ranked (AP):	20 (2004-06)
Consecutive Weeks Ranked (Coaches):	25 (2004-06)

INDIVIDUAL GAME HIGHS

PASSING

Name	Completions		Attempts		Yards		Career 300-Yard Passing Games
	2022	Career	2022	Career	2022	Career	
#2 Behren Morton	39 (at Oklahoma St.)	same	62 (at Oklahoma St.)	same	379 (at Oklahoma St.)	same	2
#7 Donovan Smith	38 (vs. Texas)	same	58 (vs. Houston)	same	359 (at K-State)	same	4
#12 Tyler Shough	20 (vs. Kansas)	26 ('21 vs. FIU)	33 (vs. Kansas)	35 ('21 vs. FIU)	246 (vs. Kansas)	399 ('21 vs. FIU)	3 (2/1)*
Name	Longest Pass		TDs		INTs		
	2022	Career	2022	Career	2022	Career	
#2 Behren Morton	55 (vs. West Virginia)	same	2 (2x, last vs WVU)	same	3 (vs. Baylor)	same	
#7 Donovan Smith	58 (at K-State)	75 ('21 at Baylor)	4 (vs. Murray St.)	same	3 (vs. Houston)	same	
#12 Tyler Shough	47 (vs. Kansas)	75 ('21 vs. SFA)	1 (3x, last vs. Kansas)	4 (2x, last '21 vs. FIU)	1 (2x, last at TCU)	2 (2x, last '21 vs. SFA)	

RUSHING

Name	Attempts		Yards		TDs		Longest Career	100-Yd
	2022	Career	2022	Career	2022	Career	Run	Games
#0 Cam'Ron Valdez	11 (vs. Kansas)	same	71 (at TCU)	same	--	--	38 ('22 at TCU)	0
#4 SaRodorick Thompson	20 (at Oklahoma St.)	28 ('19 at Baylor)	87 (at Oklahoma St.)	153 ('19 at Baylor)	1 (3x, last vs. Kansas)	3 ('21 vs. TCU)	75 ('20 at Texas)	5
#14 Xavier White	--	14 ('20 at Kansas)	--	135 ('20 at Kansas)	--	1 (5x, last '21 at OU)	70 ('20 at Okla. St)	2
#22 Bryson Donnell	8 (2x, last vs WVU)	same	49 (vs. West Virginia)	same	--	--	38 ('22 vs. West Virginia)	0
#28 Tahj Brooks	17 (2x, last vs WVU)	same	107 (vs. West Virginia)	134 ('21 vs. Houston)	3 (vs. Murray St.)	same	67 ('21 vs. SFA)	4
Quarterbacks								
#2 Behren Morton	17 (at Oklahoma St.)	same	53 (at Oklahoma St.)	same	1 (2x, last vs. Baylor)	same	17 ('21 vs. Okla. St)	0
#7 Donovan Smith	21 (vs. Houston)	same	42 (vs. Texas)	50 ('21 vs. Iowa State)	1 (4x, last at K-State)	1 (7x, last '22 at K-State)	27 ('22 vs. Houston)	0
#12 Tyler Shough	12 (vs. Kansas)	12 (2x, last '22 vs. Kansas)*	76 (vs. Kansas)	85 ('20 Stanford)*	1 (2x, last vs. Kansas)	1 (5x, '22 last vs. Kansas)	33 ('20 at Wash. St)*	0

RECEIVING

Name	Receptions		Yards		TDs		Longest Career	100-Yd
	2022	Career	2022	Career	2022	Career	Reception	Games
#1 Myles Price	13 (vs. Texas)	same	98 (vs. Texas)	175 ('21 vs. Iowa State)	1 (2x, last at NC State)	1 (5x, last '22 at NC State)	54 ('22 vs. Houston)	1
#6 J.J. Sparkman	4 (vs. Texas)	same	46 (at TCU)	same	1 (at TCU)	1 (3x, last '22 at TCU)	33 ('22 at TCU)	0
#9 Jerand Bradley	8 (at Oklahoma St.)	same	119 (at Oklahoma St.)	same	2 (vs. Murray St.)	same	52 ('21 vs. Miss. St)	2
#10 Trey Cleveland	9 (at Oklahoma St.)	same	100 (at Oklahoma St.)	same	--	1 (2x, last '21 vs. FIU)	58 ('22 at K-State)	1
#13 Brady Boyd	3 (at Oklahoma St.)	same	34 (at Oklahoma St.)	same	1 (vs. West Virginia)	same	18 ('22 at K-State)	0
#14 Xavier White	9 (at K-State)	same	139 (vs. West Virginia)	same	1 (3x, last vs. West Virginia)	1 (5x, last '22 vs. West Virginia)	55 ('22 vs. West Virginia)	4
#19 Loic Fouonji	5 (vs. Kansas)	same	110 (vs. Murray St.)	same	2 (vs. Murray St.)	same	69 ('21 at Texas)	1
#20 Nehemiah Martinez	6 (vs. West Virginia)	same	76 (vs. Houston)	same	1 (2x, last at K-State)	same	43 ('22 vs. Houston)	0
#43 Henry Teeter	1 (4x, last vs. Baylor)	1 (6x, last '22 vs. Baylor)	23 (2x, last vs WVU)	same	1 (vs. Baylor)	same	23 (2x, last '22 vs WVU)	0
#80 Mason Sharp	3 (2x, last vs WVU)	3 (5x, last '22 vs. WVU)	35 (vs. West Virginia)	61 ('21 vs. FIU)	1 (2x, last vs. Kansas)	1 (3x, last '22 vs. Kansas)	25 (3x last '21 vs. OSU)	0
#88 Baylor Cupp	4 (vs. Texas)	same	65 (vs. Texas)	same	1 (vs. Texas)	same	24 ('22 vs. Texas)	0
Running Backs								
#4 SaRodorick Thompson	4 (vs. Houston)	7 ('19 vs. Kansas St.)	30 (vs. Murray St.)	79 ('21 vs. TCU)	1 (vs. Murray St.)	same	75 ('21 vs. TCU)	0
#28 Tahj Brooks	5 (2x, last at NC State)	same	44 (at NC State)	same	1 (vs. Texas)	same	18 ('21 vs. Iowa St)	0

DEFENSE

Name	Tackles		Sacks		TFLs		INT	FF
	2022	Career	2022	Career	2022	Career		
#0 Rayshad Williams	4 (2x, last vs. Kansas)	7 ('21 vs. Oklahoma St.)	--	--	1.0 (vs. Murray St.)	1.0 (2x, last '22 vs. Murray St)	1 ('22 vs WVU)	--
#1 Krishon Merriweather	17 (at Oklahoma St.)	same	1.0 (at Oklahoma St.)	1.5 ('20 vs. Kansas)	1.0 (3x, last at TCU)	2.0 ('20 vs. Kansas)	--	1 (2x)
#2 Reggie Pearson Jr.	5 (3x, last vs Baylor)	11 ('21 at Baylor)	--	--	--	2.0 ('19 at ILL)*	1 (3x)	1 ('21 vs UH)
#5 Myles Cole	3 (vs. Murray St.)	4 (4x, last '21 at LSU)*	--	1.0 ('20 vs. ULL)*	0.5 (vs. Murray St.)	1.0 (2x, last '20 vs ULL)*	--	--
#6 Kosi Eldridge	12 (vs. Baylor)	same	1.0 (vs. Houston)	1.0 (2x, last '22 vs Houston)	1.0 (2x, last vs. Houston)	1.0 (3x, last '22 vs Houston)	1 ('22 vs Kansas)	1 ('21 vs Miss St)
#7 Adrian Frye	2 (vs. West Virginia)	7 ('19 TCU)	--	1.0 ('18 Kansas)	--	1.0 (2x, last '21 vs FIU)	2 ('18 vs. Lamar)	1 ('19 at Baylor)
#8 Jesiah Pierre	7 (vs. Kansas)	same	2.0 (vs. Kansas)	same	2.5 (at TCU)	same	--	1 ('22 vs Kansas)
#9 Marquis Waters	8 (at TCU)	13 ('19 Wake Forest)*	--	1.0 ('20 Virginia Tech)*	3.0 (vs. West Virginia)	same	1 (4x)*	--
#11 Dimitri Moore	3 (2x, last vs WVU)	13 ('19 vs. Kentucky)*	1.0 (vs. Houston)	1.0 (2x, last '22 vs Houston)*	1.0 (vs. Houston)	2.0 ('19 vs. Northern ILL)*	--	--
#13 Jacob Rodriguez	5 (vs. Baylor)	same	--	--	1.0 (vs. Murray St.)	same	--	1 ('22 vs WVU)
#19 Tyree Wilson	11 (at NC State)	same	2.0 (2x, last at K-State)	2.0 (4x, last '22 at K-State)	3.5 (at NC State)	same	--	1 ('22 at K-State)
#24 Malik Dunlap	6 (vs. Baylor)	6 (2x, last '22 vs Baylor)*	--	1.0 ('20 Virginia)*	--	1.0 (2x)*	1 ('22 vs WVU)	--
#25 D. Taylor-Demerson	9 (at TCU)	same	1.0 (at TCU)	same	2.0 (vs. Kansas)	same	1 (4x)	1 (2x)
#32 Tyrique Matthews	5 (at NC State)	same	--	--	1.5 (vs. Murray St.)	same	--	1 ('21 vs K-State)
#43 Joseph Adedire	3 (2x, last vs. Kansas)	same	--	--	1.0 (at Oklahoma St)	same	--	--
#54 Bryce Ramirez	3 (vs. Houston)	same	--	--	--	--	--	--
#95 Jaylon Hutchings	5 (vs. Houston)	7 (2x, last '21 at Baylor)	1.0 (at TCU)	1.0 (6x, last at TCU)	1.0 (3x, last at TCU)	2.0 ('21 vs. SFA)	--	1 ('19 Okla St)
#96 Philip Blidi	4 (2x, last at NC State)	6 ('21 vs. Oklahoma St.)	2.0 (vs. Murray St.)	same	3.0 (vs. Murray St.)	same	--	--
#97 Tony Bradford Jr.	5 (vs. Baylor)	8 ('20 at Iowa State)	1.0 (3x, last vs. Baylor)	1.0 (7x, last '22 vs. Baylor)	3.0 (vs. Baylor)	same	--	--

* - indicates stats that include numbers accumulated at previous FBS institution

GAME 11 DEPTH CHART

OFFENSE

LT	76	Caleb Rogers	6-5	305	Jr.-2L
	77	Ethan Carde	6-8	320	Sr.-2L
LG	70	Weston Wright	6-6	320	Sr.-3L
	50	Michael Shanahan	6-5	320	Jr.-TR
C	56	Dennis Wilburn	6-3	320	Sr.-TR
	65	Sheridan Wilson	6-5	285	Fr.-HS
RG	75	Jacoby Jackson	6-6	335	Fr.-RS
	73	Cade Briggs	6-3	300	Sr.-TR
RT	71	Monroe Mills	6-6	315	So.-TR
	66	Matt Keeler	6-6	305	So.-SQ
	79	Ty Buchanan	6-6	295	Fr.-TR
QB	7	Donovan Smith	6-5	230	So.-1L
	-or-	2	Behren Morton	6-2	Fr.-RS
	-or-	12	Tyler Shough	6-5	Sr.-1L
RB	4	SaRodorick Thompson	6-0	220	Sr.-3L
	-or-	28	Tahj Brooks	5-10	Jr.-2L
		0	Cam'Ron Valdez	5-9	Fr.-RS
TE	43	Henry Teeter	6-4	245	Sr.-1L
	-or-	80	Mason Tharp	6-9	So.-1L
	-or-	88	Baylor Cupp	6-6	Jr.-TR
X	9	Jerand Bradley	6-5	215	Fr.-RS
	6	J.J. Sparkman	6-4	220	So.-1L
Y	1	Myles Price	5-10	180	Jr.-2L
	20	Nehemiah Martinez I	5-9	205	So.-1L
H	14	Xavier White	6-0	190	Sr.-2L
	-or-	13	Brady Boyd	6-1	So.-TR
		5	Chadarius Townsend	6-0	Sr.-2L
Z	19	Loic Fouonji	6-4	220	So.-1L
	-or-	10	Trey Cleveland III	6-4	Jr.-2L

DEFENSE

NT	95	Jaylon Hutchings	6-0	310	Sr.-3L
	42	Vidal Scott Jr.	6-1	285	Sr.-TR
-or-	5	Myles Cole	6-6	285	Sr.-TR
DT	97	Tony Bradford Jr.	6-1	300	Sr.-3L
	96	Philip Blidi	6-3	295	Jr.-2L
-or-	5	Myles Cole	6-6	285	Sr.-TR
EDGE	19	Tyree Wilson	6-6	275	Sr.-2L
	43	Joseph Adedire	6-3	270	Fr.-HS
	51	Robert Wooten	6-3	265	So.-RS
WILL	6	Kosi Eldridge	6-0	230	Sr.-3L
	13	Jacob Rodriguez	6-1	235	So.-TR
MIKE	1	Krishon Merriweather	6-0	235	Sr.-2L
	32	Tyrique Matthews	5-11	235	Sr.-3L
OLB	8	Jesiah Pierre	6-2	245	Jr.-1L
	11	Dimitri Moore	6-3	235	Sr.-TR
STAR	9	Marquis Waters	6-1	215	Sr.-1L
	16	Keyon Blankenbaker	5-10	185	Sr.-TR
CB	0	Rayshad Williams	6-3	195	Sr.-1L
	3	Kobee Minor	6-0	185	So.-1L
S	25	Dadrion Taylor-Demerson	5-11	195	Sr.-3L
	31	Joseph Plunk	5-10	180	So.-SQ
S	2	Reggie Pearson Jr.	5-11	200	Sr.-1L
	18	Tyler Owens	6-2	200	Sr.-TR
CB	24	Malik Dunlap	6-3	215	Sr.-1L
	-or-	7	Adrian Frye	6-0	So.-4L

SPECIAL TEAMS

P	31	Austin McNamara	6-4	195	Sr.-3L
	37	Brook Honore'	6-0	185	Fr.-HS
K	36	Trey Wolff	6-4	210	Sr.-3L
	99	Gino Garcia	6-2	200	Jr.-TR
LS	30	Jackson Knotts	5-11	185	So.-1L
	61	Jacob Mauch	6-3	220	Jr.-SQ
KO	36	Trey Wolff	6-4	210	Sr.-3L
	99	Gino Garcia	6-2	200	Jr.-TR
H	31	Austin McNamara	6-4	195	Sr.-3L
	2	Behren Morton	6-2	210	Fr.-RS
KR	14	Xavier White	6-0	190	Sr.-2L
	1	Myles Price	5-10	180	Jr.-2L
	20	Nehemiah Martinez I	5-9	205	So.-1L
	86	Jordan Brown	5-11	185	So.-TR
PR	1	Myles Price	5-10	180	Jr.-2L
	-or-	7	Adrian Frye	6-0	So.-4L
	-or-	82	Drew Hocutt	6-0	So.-TR
	-or-	14	Xavier White	6-0	Sr.-2L

PRONUNCIATION GUIDE

Joseph Adedire	A-day-dee-ray
E'Maurion Banks	e-mar-ee-un
Keyon Blankenbaker	Key-on / Blank-N-baker
Philip Blidi	Blee-dee
Jerand Bradley	Jer-un
Tahj Brooks	Taj
Ethan Carde	Card
Drew DeArman	De-R-man
Bryson Donnell	Don-L
Coy Eakin	E-Kin
Kosi Eldridge	Co-sigh
Loic Fouonji	Low-ick / Fun-G

Adrian Frye	Fry
James Grando	Gron-do
Brooke Honore'	Hono-Ray
Maurion Horn	Mare-E-on
Ty Kana	Can-uh
Syncere Massey	Sincere / Mass-E
Trevon McAlpine	Trey-von
Gabe Oladipo	Ol-lah-dee-po
Jesiah Pierre	Jah-sigh-ah
Vidal Scott Jr.	Va-Dett
Tyler Shough	Shuck
Dadrion Taylor-Demerson	Day-dree-un

SaRodorick Thompson	Sah-rod-rick
Chadarius Townsend	Cha-dar-ee-us

OFFENSIVE DEPTH CHART: NOTES

LEFT TACKLE

76 CALEB ROGERS
Jr. | 6-5 | 305

• One of two returning starters on the offensive line; shifts from being a 13-game starter at right tackle in 2021 to the left side. Although, he did make three starts at LT to close the 2020 season, which attributes to his 26-game starts streak. Once recruited by McGuire to attend Baylor.

77 ETHAN CARDE
Sr. | 6-8 | 320

• Started nine games for Tech. First eight starts came at left tackle, including seven-straight to start 2020 season. Saw first action at guard in Tech's win at West Virginia last season. Spent one season at Coffeyville CC (Kan.), just like teammate Matt Keeler.

LEFT GUARD

70 WESTON WRIGHT
Sr. | 6-6 | 320

• Started 39 of last 40 games. Streak of 33 consecutive starts snapped after missing NC State game due to injury suffered versus Houston. Most experienced player on the offensive side of the ball (40 starts/8-RG in '19, 32-LG from 2020-pres.); one of two returning starters on the offensive line.

50 MICHAEL SHANAHAN
Jr. | 6-5 | 320

• Spent prev. 4 seasons at Tennessee-Martin. Came to Tech w/ 2 years of eligibility. Started 20 games for UT-Martin, earning All-Ohio Valley. Mother is Tongan; Father is Irish. From Orlando, family now in Austin; younger brother is a 4-star Texas A&M commit (class of '23, Austin-Westlake).

CENTER

56 DENNIS WILBURN
Sr. | 6-3 | 320

• From two seasons at Texas A&M-Kingsville and the next two seasons at Hutchinson CC (Kan.), earned Texas Tech's starting center spot. Came to Texas Tech as a walk-on and earned a starting spot after a strong spring. Was a JuCo All-American and national champion.

65 SHERIDAN WILSON
Fr. | 6-5 | 285

• Comes from a strong lineage of football players. His father Jon Wilson four-year starter for Auburn from 1988-92 and his older brother, Preston Wilson, is currently a senior at Oklahoma State is its starting center. Won Class 4A Division I state title junior season with Tech teammate Jack Tucker.

RIGHT GUARD

75 JACOBY JACKSON
R-Fr. | 6-6 | 335

• Made three starts. 1st career start at NC State (at LG) & then last two games at TCU & vs. KU (at RG). Most consistently used lineman not in regular starting lineup. Regularly appeared at RG as a sub, deployed as early as first quarter in some games. Both his father, Cedric, and uncle, Byron, played in the NFL.

73 CADE BRIGGS
Sr. | 6-3 | 300

• A transfer from New Mexico that joined Texas Tech in the spring of 2022. Did not participate in spring ball due to injury. Played guard as a freshman and left tackle the previous two seasons for the Lobos. Made 24 starts over past three seasons at UNM, the last 19 at LT.

RIGHT TACKLE

71 MONROE MILLS
So. | 6-6 | 315

• Joined Tech in spring. The Okla. St. transfer garnered first team reps at RT throughout the spring, helping build an edge for the spot heading into fall camp and ultimately the 2022 season. Started first six games. Suffered practice injury in front of WVU game; missed 3 games. Back in lineup vs. KU.

66 MATT KEELER
So. | 6-6 | 305

• Learned Thursday before the West Virginia game he would be starting his first FBS game and had strong showing. A native of Illinois; prepped at LaGrange (Ill.) Nazareth Academy before heading to St. Thomas More (Conn.) and then Coffeyville CC (Kan.) before arriving in Lubbock.

WIDE RECEIVER (X)

9 JERAND BRADLEY
R-Fr. | 6-5 | 215

• The R-Fr. tallied over 3,000 yards receiving in his three HS seasons. Entered 2022 with five career receptions; the young wideout is 2nd in rec. yards (457) and 3rd in catches (31) on the team through 10 games. Missed KU game due to concussion protocol from TCU game. Logged a career-best eight catches at Oklahoma State.

6 J.J. SPARKMAN
So. | 6-4 | 220

• Missed OSU/WVU games to injury after first 2 career starts the prev. 2 weeks. Back in starting lineup vs. KU. Caught 2 TDs passes in '21, both claimed national attention as each was featured on "You Got Moss'd" on ESPN. East Texas native covets being a bass fisherman & a wild-hog hunter, hobbies learned from family upbringing.

WIDE RECEIVER (H)

14 XAVIER WHITE
Sr. | 6-0 | 190

• From wide receiver in 2019, to running back in 2020 & 2021, White is back at WR for 2022. The 2022 Burlsworth Trophy nominee leads the team in all-purpose yards (825) and rec. yards (531). Posted career-highs in catches (9) at K-State and yards (139) vs. West Virginia. Caught TDs in 3-straight games (K-State/Okla. St./WVU).

13 BRADY BOYD
So. | 6-1 | 195

• Transfer from Minnesota welcomed by a familiar face in Joey McGuire; McGuire and Kris Boyd, Brady's father coached together at Cedar Hill HS. Attracted offers from 17 schools, played in nine games for the Gophers as a true freshman. Scored first career TD versus West Virginia on Oct. 22.

WIDE RECEIVER (Y)

1 MYLES PRICE
Jr. | 5-10 | 180

• Back on field vs. Baylor after sidelined by injury prev. two games. Arguably the top target in Kittley's offense when healthy - a position that saw inside slot man Jerreth Sterns score 17 times for WKU last season. Led team in all-purpose yards after first 5 games (before injury). Tied for team-lead in receptions (39).

20 NEHEMIAH MARTINEZ I
So. | 5-9 | 205

• Versatile product between RB and WR positions who owned standout high school career at Lubbock Copper H.S. having been tabbed District 3-5A MVP (posted 1,820 all-purpose yards). Set career highs in rec. (5), yds (76) and caught first TD from Lubbock area H.S. rival-now teammate QB Donovan Smith versus Houston.

WIDE RECEIVER (Z)

10 TREY CLEVELAND III
Jr. | 6-4 | 190

• Emerging in fourth year of field time (redshirt after four games in 2019). Entered season having played in 27 games and logged 222 receiving yards - owns 344 yards (22 catches) in 2022 - including career-high 100-yard game at Oklahoma State. From DFW area. Legal name is Earl Cleveland III but goes by Trey.

19 LOIC FOUONJI
Jr. | 6-4 | 210

• Missed end of 2021 season and first 12 spring football practices to a shoulder injury; fully recovered. Clocking running as fast as 23 mph during offseason workouts. Enjoys singing gospel or country. First sport was soccer; moved to U.S. at 8-years-old from Cameroon.

TIGHT END

43 HENRY TEETER
Sr. | 6-4 | 245

• Former walk-on surprised with scholarship in Aug. 2021. Mother, Felicia Teeter, serves as tight ends coach for Estacado H.S. in Lubbock. The blocking tight end owns four catches for 53 yards in 2022. Caught first career touchdown versus Baylor. A one-yard pass on the goal-line from Behren Morton.

80 MASON THARP
So. | 6-9 | 260

• Added 10 lbs. to his 6-foot-9 frame in the offseason. Clocking 19.5 mph on a GPS speed test this summer. Behren Morton, roommate, aided recruitment of Tharp starting with junior day. Caught Morton's first career TD pass in week one. Wears 3X-size gloves for hands that measure 10.5 inches.

QUARTERBACK

2 BEHREN MORTON
R-Fr. | 6-2 | 210

• Owns four starts in 2022. Fourth freshman since 1999 to have 300-yard passing game in first career start, joining team Donovan Smith, as well as Baker Mayfield and Davis Webb. Was the highest-rated quarterback to ever sign with the Red Raiders after totaling more than 8,800 passing yards and 84 touchdowns in three seasons at Eastland High School. He was a consensus four-star prospect, ranking sixth nationally among pro-style quarterbacks. Morton grew up in Lubbock for part of his youth as his father was the head football coach at Monterey High School in Lubbock for 11 years.

7 DONOVAN SMITH
So. | 6-5 | 230

• Owns four starts in 2022. Tabbed week one back-up to Tyler Shough; entered the week one contest at beginning of second quarter for an injured Shough and proceeded to start next four games. Started the final four games of the 2021 season for the Red Raiders - the first four of his career. Was named the 2021 Liberty Bowl MVP as well as Offensive Player of the Game. Was sidelined 2020 season to a preseason injury. Father DeAndre Smith is an assistant coach for the New York Giants; was an assistant coach at Texas Tech last season.

12 TYLER SHOUGH
Sr. | 6-5 | 230

• Owns two starts in 2022. For the 3rd-straight season, won fall training camp QB competition; was named 2022 starter on Aug. 21. Was tabbed starter after 2021 training camp competition and won Oregon's offseason competition in 2020. Played the role of now-Los Angeles Chargers' quarterback Justin Herbert's primary back-up in 2019 before the opportunity to start all seven games, including the Fiesta Bowl, in the COVID-shortened 2020 season. In the fourth game of 2021, suffered a season-ending broken collarbone while diving into the end zone at Texas. In first game of 2022, suffered broken collarbone that sidelined him until entering in the 4Q vs. Baylor (game 8). Entered TCU (game 9) contest in 2Q for injured Morton. Made first start since season opener vs. Kansas. It was his first start where he finished the game since Sept. 18, 2021 vs. FIU.

RUNNING BACK

4 SARODORICK THOMPSON
Sr. | 6-0 | 220

• A fixture in the Red Raiders backfield since 2019. Served as a team captain each of the past three seasons. Led Tech in rushing as a redshirt freshman and sophomore - becoming the eighth Red Raider freshman in program history to lead team in rushing, and first Red Raider underclassman to lead back-to-back seasons since Taurean Henderson was the team leader over four-straight seasons from 2002-05. Put together another strong season in 2021 as part of a two-back system with Tahj Brooks - led the team in attempts and rushing touchdowns and ranked second for total rushing yards and rushing yards per game in 11 games. Became the 14th Red Raider in program history to surpass 2,000 career rushing yards as he crossed the milestone in the season opener versus Murray State and joined the all-time Top 10 during the Oklahoma State game. Matched Byron Morris (1991-93) 37 rushing scores in Kansas contest, tying him for third all-time.

28 TAHJ BROOKS
Jr. | 5-10 | 230

• A candidate at the top of the list for 2021 breakout player for the Red Raiders, finished the season with a team-high 568 rushing yards at 6.5 yards per carry, as well as seven rushing touchdowns. That contrast sharply with the 255 rushing yards, 3.7 yards per carry and four touchdowns he had as a freshman. In just nine games last season, Brooks registered four 40+ yard runs, which tied the home run threat for the 10th most among FBS players as season ago. The production in 2022 is pacing once again with teammate SaRodorick Thompson as a formidable one-two punch: (Carries: Brooks-112, Thompson-104/Yards: Brooks-530, Thompson-549/TDs: Brooks-7, Thompson-4). Brooks topped 100 yards for the first time this season versus West Virginia as well as recording his fifth career multi-TD game in that contest.

→ This duo has combined for more rushing TDs than any other FBS duo with 55. They've rushed for 3,882 combined yards and caught 129 passes for 739 yards.

DEFENSIVE DEPTH CHART: NOTES

TACKLE

95 JAYLON HUTCHINGS
Sr. | 6-0 | 310

- Most consistent player on the roster, sporting a team-best streak of 43 consecutive starts. Known to teammates as J-Boog or J-Boogie. Played running back as a junior in high school. Second highest-graded interior defensive linemen in the Big 12 by Pro Football Focus after first 10 games.

42 VIDAL SCOTT JR.
Sr. | 6-1 | 285

- Since being a Class 5A all-state honoree in 2016 at Pensacola (Fla.) West Florida, spent two years at Central Arkansas, one at Hinds CC in Raymond, Ms., and the previous two at Arkansas State. Holds two degrees, in nursing and in health studies, also EMT certified.

WILL

6 KOSI ELDRIDGE
Sr. | 6-0 | 230

- Slotted as a defensive back in 2021 and through 2022 spring football, shifted to weak-side linebacker during fall camp, ultimately earning the starting job. Ranks third on team for total tackles (62). Set career-high for single game tackles with 12 vs. Baylor. First career INT vs. Kansas.

13 JACOB RODRIGUEZ
So. | 6-1 | 235

- Rider High School quarterback, turned Virginia quarterback, turned Tech linebacker. Passed for more than 7,000 yards and ran for more than 3,000 yards in three HS seasons. Returns to his home state after one season at UVA. Tallied season-best five tackles vs. Baylor and four tackles in three other games, respectively. Forced first career fumble against WVU.

STAR

9 MARQUIS WATERS
Sr. | 6-1 | 215

- Known as "Muddy" to his peers. Among Tech defensive players, leads group in most career starts with 46. The first 35 came at Duke before starting first four games for Tech in 2021 prior to injury (pectoral) - utilized available redshirt to extend career into sixth-year. Has started 6 of 10 games primarily in DeRuyter's STAR spot.

16 KEYON BLANKENBAKER
Sr. | 5-10 | 185

- A Kansas City native; family moved to Chicago area while in 6th grade. Accepted scholarship offer from Wyoming after receiving offers at Cincinnati among others as well as a preferred walk-on invitation to Wisconsin. Appeared in 40 gms, started 27, for the Cowboys. Likes painting/drawing/fashion.

NOSE

97 TONY BRADFORD JR.
Sr. | 6-1 | 300

- A staple on the d-line for the past three seasons having played in 39 games with 22 starts (8 in 2020). Texas Tech's Big 12 Champions of Life representative. Intern with the Texas Tech Police Department since the spring of 2020. Named to 2022 AFCA Good Works Team and nominee for the Wuerffell Trophy.

96 PHILIP BLIDI
Jr. | 6-3 | 295

- Has played in all 33 games since stepping on campus; standout season opener with 2.0 sacks/3.0 TFLs (all in 1H). Born in N.J., moved to Portales, N.M. in 8th-grade (100 miles east of Lubbock) to Christian Children's Home. Son of Liberian immigrants. Married to wife, Emma; the couple has a child Amara.

MIKE

1 KRISHON MERRIWEATHER
Sr. | 6-0 | 235

- Sixth-year player starting third at Tech. Was the NJCAA national leader in tackles prior to becoming a Red Raider. Nicknamed "Coach K" by Coach McGuire for how he acts on the field, and K1 by his teammates. Appeared in 32 of Tech's last 33 games (started 25). Can perform a back flip in full pads.

32 TYRIQUE MATTHEWS
Sr. | 5-11 | 235

- A Texas Tech veteran, having played in 44 career games. Has been a regular on special teams and in the linebacker rotation in 2021 and 2022. Led team in special-teams snaps last season. Born in New Orleans, La., attended Aldine Eisenhower HS in Houston, Texas.

SAFETY

25 DADRION TAYLOR-DEMERTON
Sr. | 5-11 | 195

- Affectionately known as "Rabbit" since the 2nd grade to friends and family, coined from playing football as one of the smallest players on the team. Storied HS career included three-straight state titles [Okla.] and Player of the Year honors. In March 2022, became father to daughter Layla Grace.

31 JOSEPH PLUNK
So. | 5-10 | 180

- A walk-on from nearby Amarillo Tascosa that had an outstanding fall camp. His father Ken, serves as head coach at Tascosa. Played quarterback for a physical ground attack as he amassed over 2,500 yards rushing and over 500 yards passing senior season. Enjoys playing chess.

EDGE

19 TYREE WILSON
Sr. | 6-6 | 275

- Tabbed Texas Tech's top NFL prospect by several media entities. Led Red Raiders in TFLs (13.5) and sacks (7.0) in 2021; closed season as Liberty Bowl Defensive MVP. The 2022 goal is to repeat double-digit TFLs and post double-digit sacks - trending in that direction with 14.0 TFLs and 7.0 sacks after 10 games.

43 JOSEPH ADEDIRE
Fr. | 6-3 | 270

- Chose Tech over offers from more than a dozen power-five programs, including LSU, Michigan and Oregon. Enrolled for spring football. High school teammates with current teammate Jacoby Jackson. Earned first career start at Ok. St. and recorded 1st career TFL. Picked up 2nd start vs. Baylor & 3rd vs. KU.

OLB

8 JESIAH PIERRE
Jr. | 6-2 | 245

- Joined Tech prior to 2021 season after two seasons at Florida (appeared in 13 games). Played in 21 games and started 12 for Tech in two seasons. In 2022, tallied first career sack at Ok St., then career-high 1.5 sacks & 2.5 TFLs at TCU. Set career-high for tkls (7) & sacks (2.0) vs. Kansas.

11 DIMITRI MOORE
Sr. | 6-3 | 235

- Moore, a former state top-100 recruit from Cedar Hill who played for McGuire in his final season before joining Baylor - won a state title together ('14). Holds degree from Vanderbilt. Named to SEC All-Freshman Team. Joins Tech as a sixth-year; younger brother Jalon Peoples joined team as a freshman.

SAFETY

2 REGGIE PEARSON JR.
Sr. | 5-11 | 200

- Once a 12-game starter at Wisconsin in 2019, including that season's Rose Bowl win against Oregon. Sat out 2020 season to injury; transferred to Tech in time for 2021 summer workouts. Averaged more snaps per game (67.4) than any other Red Raider on defense in 2021.

18 TYLER OWENS
Sr. | 6-2 | 200

- Former five-star safety transferred to the Red Raiders from Texas after three seasons. Despite a limited role, Owens had a key punt block that was returned for a touchdown last time Texas played in Lubbock. He then blocked a punt for the Red Raiders in his first game playing for the home team against Murray State.

CORNERBACK

24 MALIK DUNLAP
Sr. | 6-3 | 215

- Appeared in seven games, fighting injuries, with one start in first season at Tech in 2021, following three years at N.C. State - coincidentally the Red Raiders 2022 week three opponent. Singled out by position coach Marcel Yates as the most improved player from spring to the end of fall camp in his group.

7 ADRIAN FRYE
Sr. | 6-0 | 205

- Eldest statesman on campus, of the super-seniors on Tech's roster, is the only player that's been a Red Raider all six seasons. Owns 22 career starts; made at least one start in each of previous now-five seasons. Harry Potter fan. Enjoys volunteering at the local Boys & Girls Club in the offseason.

ALPHABETICAL ROSTER

NO	NAME	POS
43	Joseph Adedire	DL
47	Tanner Allen	TE
56	Jackson Baggett	LB
98	E'Maurion Banks	DL
25	Blake Bedwell	RB
16	Keyon Blankenbaker	DB
96	Philip Blidi	DL
13	Brady Boyd	WR
15	Cole Boyd	DB
97	Tony Bradford Jr.	DL
9	Jerand Bradley	WR
73	Cade Briggs	OL
28	Tahj Brooks	RB
86	Jordan Brown	WR
79	Ty Buchanan	OL
91	Blake Burris	DL
33	Clazarion Campbell	RB
15	Cameron Cantrell	WR
77	Ethan Carde	OL
99	Sam Carrell	DL
10	Trey Cleveland III	WR
5	Myles Cole	DL
29	Chief Collins	DB
88	Baylor Cupp	TE
35	Patrick Curley	LB
27	Jon-Jon Davis	DB
45	Drew DeArman	LB
22	Bryson Donnell	RB
24	Malik Dunlap	DB
52	Harvey Dyson III	DL
85	Coy Eakin	WR
20	Gage Elder	LB
6	Kosi Eldridge	DB
83	Jack Esparza	WR
49	Charles Esters III	OLB
17	Nate Floyd	WR
19	Loic Fouonji	WR
7	Adrian Frye	DB
99	Gino Garcia	PK
14	Hut Graham	DB
36	James Grando	OLB
63	Erik Gray	OL
48	Stone Harrington	PK
37	Brook Honore Jr.	P
22	Maurion Horn	DB
82	Drew Hocutt	WR
23	Landon Hullaby	DB
95	Jaylon Hutchings	DL
75	Jacoby Jackson	OL
41	Ty Kana	LB
66	Matt Keeler	OL
21	Tyler King	WR
30	Jackson Knotts	LS
18	Cooper LaFebre	QB
48	Derrick Lewis II	LB
26	Jason Lloyd	TE
64	Jurrien Loftin	OL
50	Trent Low	LB
37	Alpha Mara	DB
68	Seth Martin	OL
20	Nehemiah Martinez I	WR
90	Syncere Massey	DL
32	Tyrique Matthews	LB
61	Jacob Mauch	LS
93	Trevon McAlpine	DL
84	Zack McCown	TE
31	Austin McNamara	PK
1	Krishon Merriweather	LB
71	Monroe Mills	OL
3	Kobee Minor	DB
11	Dimitri Moore	LB
94	Larry Moore III	DL
92	L.B. Moore	OLB

NUMERICAL ROSTER

NO	PLAYER	POS	HT	WT	YR-EX	HOMETOWN (HIGH SCHOOL)
0	Cam'Ron Valdez	RB	5-9	205	Fr-RS	Rockdale, Texas (Rockdale)
0	Rayshad Williams	DB	6-3	195	Sr-1L	Memphis, Tenn. (Whitehaven)
1	Krishon Merriweather [*]	LB	6-0	235	Sr-2L	Hazelwood, Mo. (Hazelwood West)
1	Myles Price	WR	5-10	180	Jr-2L	The Colony, Texas (The Colony)
2	Behren Morton	QB	6-2	210	Fr-RS	Eastland, Texas (Eastland)
2	Reggie Pearson Jr.	DB	5-11	200	Sr-1L	Detroit, Mich. (River Rouge)
3	Kobee Minor	DB	6-0	185	So-1L	Lake Dallas, Texas (Lake Dallas)
4	SaRodorick Thompson Jr.	RB	6-0	220	Sr-3L	Irving, Texas (Ranchview)
5	Myles Cole	DL	6-6	285	Sr-TR	Shreveport, La. (Evangel Christian Academy)
5	Chadarius Townsend [*]	WR	6-0	205	Sr-2L	Tanner, Ala. (Tanner)
6	Kosi Eldridge [*]	LB	6-0	230	Sr-3L	Denton, Texas (Denton Ryan)
6	J.J. Sparkman	WR	6-4	220	So-1L	Longview, Texas (Pine Tree)
7	Adrian Frye [*]	DB	6-0	205	Sr-4L	Houston, Texas (Eisenhower)
7	Donovan Smith	QB	6-5	230	So-1L	Las Vegas, Nev. (Frenship)
8	Jesiah Pierre	OLB	6-2	245	Jr-1L	Mount Dora, Fla. (Mount Dora Christian Academy)
9	Jerand Bradley	WR	6-5	215	Fr-RS	Frisco, Texas (DeSoto)
9	Marquis Waters [*]	DB	6-1	215	Sr-1L	Delray Beach, Fla. (Atlantic)
10	Trey Cleveland III	WR	6-4	190	Jr-2L	Arlington, Texas (Arlington)
10	Cam White	DB	6-0	215	Sr-1L	Flora, Miss. (Madison Central)
11	Dimitri Moore [*]	LB	6-3	235	Sr-TR	Cedar Hill, Texas (Cedar Hill)
12	Jalon Peoples	DB	5-11	175	Fr-HS	Cedar Hill, Texas (Cedar Hill)
12	Tyler Shough	QB	6-5	230	Sr-1L	Chandler, Ariz. (Hamilton)
13	Brady Boyd	WR	6-1	195	So-TR	Southlake, Texas (Southlake Carroll)
13	Jacob Rodriguez	LB	6-1	235	So-TR	Wichita Falls, Texas (Rider)
14	Hut Graham	DB	6-1	190	Fr-HS	Gunter, Texas (Gunter)
14	Xavier White	WR	6-0	190	Sr-2L	Lubbock, Texas (Monterey)
15	Cole Boyd	DB	6-3	215	Jr-2L	Boerne, Texas (Boerne)
15	Cameron Cantrell	WR	6-1	200	Jr-SQ	Whitehouse, Texas (Whitehouse)
16	Keyon Blankenbaker [*]	DB	5-10	185	Sr-TR	Oak Park, Ill. (Oak Park-River Forest)
16	Jaden Morris	QB	5-11	200	Fr-HS	Arlington, Texas (Lamar)
17	Nate Floyd	WR	6-0	190	So-1L	College Station, Texas (A&M Consolidated)
17	Isaac Smith	OLB	6-6	245	Fr-RS	Wagoner, Okla. (Wagoner)
18	Tyler Owens	DB	6-2	200	Sr-TR	Plano, Texas (Plano East)
18	Cooper LaFebre	QB	6-1	175	Fr-RS	Lubbock, Texas (Cooper)
19	Loic Fouonji	WR	6-4	210	Jr-2L	Midland, Texas (Lee)
19	Tyree Wilson	OLB	6-6	275	Sr-2L	Henderson, Texas (West Rusk)
20	Gage Elder	LB	5-11	225	Fr-RS	Rockwall, Texas (Rockwall)
20	Nehemiah Martinez I	WR	5-9	205	So-1L	Lubbock, Texas (Cooper)
21	Tyler King	WR	5-9	185	Fr-HS	Houston, Texas (Alief Taylor)
21	Cameron Watts	DB	5-11	195	Sr-2L	Tulsa, Okla. (Union)
22	Bryson Donnell	RB	5-10	215	Fr-HS	Tyler, Texas (Legacy)
22	Maurion Horn	DB	5-11	175	Fr-HS	Broken Arrow, Okla. (Broken Arrow)
23	Landon Hullaby	DB	6-0	205	Fr-HS	Mansfield, Texas (Timberview)
24	Malik Dunlap	DB	6-3	215	Sr-1L	Charlotte, N.C. (Harding)
25	Blake Bedwell	RB	5-10	190	So-TR	Amarillo, Texas (Amarillo)
25	Dadrion Taylor-Demerson	DB	5-11	195	Sr-3L	Oklahoma City, Okla. (Carl Albert)
26	Jason Lloyd	TE	6-4	250	Jr-1L	Belmont, Calif. (Carlmont)
26	Sammy Morris IV	DB	6-1	195	Fr-RS	Prosper, Texas (Prosper)
27	Jon-Jon Davis	DB	6-1	185	So-SQ	Dallas, Texas (South Oak Cliff)
28	Tahj Brooks	RB	5-10	230	Jr-2L	Manor, Texas (Manor)
29	Chief Collins	DB	5-11	200	Fr-RS	Lucas, Texas (Lovejoy)
30	Jackson Knotts	LS	5-11	185	So-1L	Plant City, Fla. (Plant City)
31	Austin McNamara	P	6-4	195	Sr-3L	Gilbert, Ariz. (Highland)
31	Joseph Plunk	DB	5-10	180	So-SQ	Amarillo, Texas (Tascosa)
32	Tyrique Matthews	LB	5-11	235	Sr-3L	Houston, Texas (Eisenhower)
33	Clazarion Campbell	RB	5-9	185	Fr-RS	Saginaw, Texas (Saginaw)
33	Matthew Young [*]	LB	6-1	240	Sr-1L	Las Cruces, N.M. (Oñate)
34	Bryce Robinson	LB	6-2	235	Jr-SQ	Sachse, Texas (Sachse)
35	Patrick Curley	LB	6-2	230	Sr-3L	Wagoner, Okla. (Wagoner)
36	James Grando	OLB	6-2	220	Jr-TR	Arlington, Texas (Lamar)
36	Trey Wolff	PK	6-4	210	Sr-3L	Spring, Texas (Klein)
37	Brook Honore Jr.	P	6-0	185	Fr-HS	Manvel, Texas (Manvel)
37	Alpha Mara	DB	6-1	155	Jr-SQ	Austin, Texas (Akins)
38	Jett Whitfield	DB	5-10	210	Jr-SQ	New Deal, Texas (New Deal)
39	Charles Robinson	TE	6-0	250	Fr-RS	Lubbock, Texas (Coronado)
40	Wesley Smith	LB	5-10	215	Fr-HS	Midland, Texas (Legacy)
41	Ty Kana	LB	6-2	235	Fr-HS	Katy, Texas (Katy)
42	Vidal Scott Jr. [*]	DL	6-1	285	Sr-TR	Pensacola, Fla. (West Florida)
43	Joseph Adedire	DL	6-3	270	Fr-HS	Mansfield, Texas (Summit)
43	Henry Teeter	TE	6-4	245	Sr-1L	San Angelo, Texas (Central)
45	Drew DeArman	LB	6-1	215	Fr-HS	Arlington, Texas (Joshua)
46	Ben Roberts	LB	6-3	225	Fr-HS	Haslet, Texas (Eaton)
47	Tanner Allen	TE	6-3	260	Fr-HS	Bryan, Texas (Bryan)

NUMERICAL ROSTER

NO	PLAYER	POS	HT	WT	YR-EX	HOMETOWN (HIGH SCHOOL)
48	Stone Harrington	PK	6-3	185	Fr-HS	Colleyville, Texas (Colleyville)
48	Derrick Lewis II	LB	6-1	215	So-1L	Schertz, Texas (Samuel Clemens)
49	Charles Esters III	OLB	6-3	250	Fr-RS	Cedar Hill, Texas (Cedar Hill)
50	Trent Low	LB	6-1	220	So-SQ	Midland, Texas (Lee)
50	Michael Shanahan	OL	6-5	320	Jr-TR	Orlando, Fla. (First Academy)
51	Robert Wooten	OLB	6-3	265	So-RS	Stafford, Texas (Stafford)
52	Harvey Dyson III	DL	6-3	260	Fr-HS	Cedar Hill, Texas (Cedar Hill)
54	Bryce Ramirez	OLB	6-2	235	Jr-1L	Missouri City, Texas (George Ranch)
56	Jackson Baggett	LB	6-3	225	Jr-SQ	Bushland, Texas (Bushland)
56	Dennis Wilburn	OL	6-3	320	Sr-TR	Humble, Texas (Nimitz)
58	Jack Tucker	OL	6-7	305	Fr-RS	Argyle, Texas (Argyle)
61	Jacob Mauch	LS	6-3	220	So-SQ	Covina, Calif. (South Hills)
62	Kaden Weatherby	OL	6-6	300	Fr-HS	Aurora, Colo. (Eaglecrest)
63	Erik Gray	OL	6-2	275	Fr-HS	Amarillo, Texas (Amarillo)
64	Jurrien Loftin	OL	6-5	290	Fr-HS	Aledo, Texas (Aledo)
65	Sheridan Wilson	OL	6-5	285	Fr-HS	Argyle, Texas (Argyle)
66	Matt Keeler	OL	6-6	305	So-SQ	Chicago, Ill. (Nazareth Academy)
68	Seth Martin	OL	6-3	285	Fr-HS	Fort Worth, Texas (Everman)
69	Caleb Rodkey	OL	6-4	300	Fr-RS	Missouri City, Texas (Ridge Point)
70	Weston Wright	OL	6-6	320	Sr-3L	New Braunfels, Texas (New Braunfels)
71	Monroe Mills	OL	6-6	315	So-TR	Columbia, Mo. (Father Tolton)
72	Landon Peterson	OL	6-6	300	Jr-2L	Odessa, Texas (Permian)
73	Cade Briggs	OL	6-3	300	Sr-TR	Las Vegas, Nev. (Bishop Gorman)
74	Cole Spencer*	OL	6-4	305	Sr-TR	Louisville, Ky. (Trinity)
75	Jacoby Jackson	OL	6-6	335	Fr-RS	Arlington, Texas (Mansfield Summit)
76	Caleb Rogers	OL	6-5	305	Jr-2L	Mansfield, Texas (Lake Ridge)
77	Ethan Carde	OL	6-8	320	Sr-2L	Valrico, Fla. (Bloomingtondale)
78	Larry Moore III	OL	6-6	275	So-SQ	Missouri City, Texas (Fort Bend Marshall)
79	Ty Buchanan	OL	6-6	295	Fr-TR	Corpus Christi, Texas (Calallen)
80	Mason Tharp	TE	6-9	260	So-1L	Klein, Texas (Klein)
82	Drew Hocutt	WR	6-0	185	So-TR	Lubbock, Texas (Frenship)
83	Jack Esparza	WR	6-4	215	Fr-HS	Austin, Texas (St. Michael's Catholic)
84	Zack McCown	TE	6-5	225	Fr-HS	Amarillo, Texas (Amarillo)
85	Coy Eakin	WR	6-2	200	Fr-HS	Stephenville, Texas (Stephenville)
86	Jordan Brown	WR	5-11	185	So-TR	Dallas, Texas (DeSoto)
87	Haydon Wiginton	WR	5-11	185	Fr-TR	Midlothian, Texas (Heritage)
88	Baylor Cupp	TE	6-6	250	Jr-TR	Brock, Texas (Brock)
89	Jayden York	TE	6-4	240	So-SQ	Austin, Texas (Bowie)
90	Syncere Massey	DL	6-5	330	Fr-HS	Cedar Hill, Texas (Cedar Hill)
91	Blake Burris	DL	6-5	300	Fr-RS	Irving, Texas (Parish Episcopal)
92	L.B. Moore	OLB	6-3	265	So-SQ	Amarillo, Texas (Tascosa)
93	Trevon McAlpine	DL	6-3	305	Fr-HS	Saraland, Ala. (Saraland)
94	Gabe Oladipo*	DL	6-3	295	Sr-SQ	Missouri City, Texas (Fort Bend Hightower)
95	Jaylon Hutchings	DL	6-0	310	Sr-3L	Forney, Texas (Forney)
96	Philip Blidi	DL	6-3	295	Jr-2L	Portales N.M. (Portales)
97	Tony Bradford Jr.	DL	6-1	300	Sr-3L	Houston, Texas (North Shore)
98	E'Maurion Banks	DL	6-5	305	Fr-RS	Wichita Falls, Texas (Rider)
99	Sam Carrell	DL	6-4	285	Fr-TR	Albuquerque, N.M. (Sandia)
99	Gino Garcia	PK	6-2	200	Jr-TR	Richardson, Texas (Pearce)

ROSTER KEY

* represents Super Senior in final year of eligibility.

COACHING STAFF

Head Coach
Associate Head Coach/Special Teams Coordinator/Running Backs
Defensive Coordinator
Offensive Coordinator/Quarterbacks
Outside Linebackers Coach
Linebackers Coach
Tight Ends Coach
Defensive Line Coach
Offensive Line Coach
Passing Game Coordinator/Wide Receivers
Passing Game Coordinator/Secondary Coach

Joey McGuire (First Season)
Kenny Perry (First Season)
Tim DeRuyter (First Season)
Zach Kittley (First Season)
C.J. Ah You (First Season)
Josh Bookbinder (First Season)
Josh Cochran (First Season)
Zarnell Fitch (First Season)
Stephen Hamby (First Season)
Emmett Jones (First Season)
Marcel Yates (First Season)

ALPHABETICAL ROSTER

NO	NAME	POS
16	Jaden Morris	QB
26	Sammy Morris IV	DB
2	Behren Morton	QB
94	Gabe Oladipo	DL
18	Tyler Owens	DB
2	Reggie Pearson Jr.	DB
72	Landon Peterson	OL
8	Jesiah Pierre	OLB
31	Joseph Plunk	DB
12	Jalon Peoples	DB
1	Myles Price	WR
54	Bryce Ramirez	OLB
46	Ben Roberts	LB
34	Bryce Robinson	LB
39	Charles Robinson	TE
69	Caleb Rodkey	OL
13	Jacob Rodriguez	LB
76	Caleb Rogers	OL
42	Vidal Scott Jr.	DL
50	Michael Shanahan	OL
12	Tyler Shough	QB
7	Donovan Smith	QB
17	Isaac Smith	OLB
40	Wesley Smith	LB
6	J.J. Sparkman	WR
74	Cole Spencer	OL
25	Dadrian Taylor-Demerson	DB
43	Henry Teeter	TE
80	Mason Tharp	TE
4	SaRodorick Thompson Jr.	RB
5	Chadarius Townsend	WR
58	Jack Tucker	OL
0	Cam'Ron Valdez	RB
9	Marquis Waters	DB
21	Cameron Watts	DB
62	Kaden Weatherby	OL
10	Cam White	DB
14	Xavier White	WR
38	Jett Whitfield	DB
87	Haydon Wiginton	WR
56	Dennis Wilburn	OL
0	Rayshad Williams	DB
65	Sheridan Wilson	OL
19	Tyree Wilson	OLB
36	Trey Wolff	PK
51	Robert Wooten	OLB
70	Weston Wright	OL
89	Jayden York	TE
33	Matthew Young	LB

OFFENSIVE ROSTER BREAKDOWN

RETURNING/LOST

STARTERS RETURNING (4)

OL	Weston Wright
OL	Caleb Rogers
RB	SaRodorick Thompson
WR	Myles Price

OTHER RETURNERS WITH STARTING EXPERIENCE (10)

OL	Ethan Carde
TE	Mason Tharp
RB	Tahj Brooks
QB	Tyler Shough
QB	Donovan Smith
WR	Trey Cleveland
WR	Xavier White
OL	Landon Peterson
TE	Henry Teeter
WR	Jerand Bradley

LETTERWINNERS RETURNING (24)

WR	Jerand Bradley
RB	Tahj Brooks
OL	Ethan Carde
WR	Trey Cleveland
WR	Loic Fouonji
OL	Jacoby Jackson
OL	Matt Keeler
TE	Jason Lloyd
WR	Nehemiah Martinez
QB	Behren Morton
OL	Larry Moore
OL	Landon Peterson
WR	Myles Price
OL	Caleb Rogers
QB	Donovan Smith
QB	Tyler Shough
WR	J.J. Sparkman
TE	Henry Teeter
TE	Mason Tharp
RB	SaRodorick Thompson
RB	Chadarius Townsend
RB	Xavier White
OL	Weston Wright
RB	Cam'Ron Valdez

STARTERS LOST (7)

OL	T.J. Storment
QB	Dawson Deaton
WR	Josh Burger
WR	Henry Colombi
TE	Travis Koontz
WR	Kaylon Geiger Sr.
WR	Erik Ezukanma

LETTERWINNERS LOST (14)

OL	Josh Burger
TE	Jed Castles
OL	Aaron Castro
QB	Henry Colombi
OL	Dawson Deaton
WR	Erik Ezukanma
OL	Clayton Franks
WR	Kaylon Geiger Sr.
RB	Ronnie Hart
TE	Travis Koontz
WR	McLane Mannix
WR	Dalton Rigdon
OL	T.J. Storment
OL	Casey Verhulst

QUARTERBACKS

2	Behren Morton	6-2	210	Fr-RS	Eastland, Texas (Eastland)
7	Donovan Smith	6-5	230	So-1L	Las Vegas, Nev. (Frenship)
12	Tyler Shough	6-5	230	Sr-1L	Chandler, Ariz. (Hamilton)
16	Jaden Morris	5-11	200	Fr-HS	Arlington, Texas (Lamar)
18	Cooper LaFebre	6-1	185	Fr-RS	Lubbock, Texas (Cooper)

RUNNING BACKS

0	Cam'Ron Valdez	5-9	205	Fr-RS	Rockdale, Texas (Rockdale)
4	SaRodorick Thompson Jr.	6-0	220	Sr-3L	Irving, Texas (Ranchview)
22	Bryson Donnell	5-10	215	Fr-HS	Tyler, Texas (Legacy)
25	Blake Bedwell	5-10	190	So-TR	Amarillo, Texas (Amarillo)
28	Tahj Brooks	5-10	230	Jr-2L	Manor, Texas (Manor)
33	Clazarion Campbell	5-9	185	Fr-RS	Saginaw, Texas (Saginaw)

TIGHT ENDS

26	Jason Lloyd	6-4	250	Jr-1L	Belmont, Calif. (Carlmont)
39	Charles Robinson	6-0	250	Fr-RS	Lubbock, Texas (Coronado)
43	Henry Teeter	6-4	245	Sr-1L	San Angelo, Texas (Central)
47	Tanner Allen	6-3	260	Fr-HS	Bryan, Texas (Bryan)
80	Mason Tharp	6-9	260	So-1L	Klein, Texas (Klein)
84	Zack McCown	6-5	225	Fr-HS	Amarillo, Texas (Amarillo)
88	Baylor Cupp	6-6	250	Jr-TR	Brock, Texas (Brock)
89	Jayden York	6-4	240	So-SQ	Austin, Texas (Bowie)

WIDE RECEIVERS

1	Myles Price	5-10	180	Jr-2L	The Colony, Texas (The Colony)
5	Chadarius Townsend^	6-0	205	Sr-2L	Tanner, Ala. (Tanner)
6	J.J. Sparkman	6-4	220	So-1L	Longview, Texas (Pine Tree)
9	Jerand Bradley	6-5	215	Fr-RS	Frisco, Texas (DeSoto)
10	Trey Cleveland III	6-4	190	Jr-2L	Arlington, Texas (Arlington)
13	Brady Boyd	6-1	195	So-TR	Southlake, Texas (Southlake Carroll)
14	Xavier White	6-0	190	Sr-2L	Lubbock, Texas (Monterey)
15	Cameron Cantrell	6-1	200	Jr-SQ	Whitehouse, Texas (Whitehouse)
17	Nate Floyd	6-0	190	So-1L	College Station, Texas (A&M Consolidated)
19	Loic Fouonji	6-4	210	Jr-2L	Midland, Texas (Lee)
20	Nehemiah Martinez	5-9	205	So-1L	Lubbock, Texas (Cooper)
21	Tyler King	5-9	185	Fr-HS	Houston, Texas (Alief Taylor)
82	Drew Hocutt	6-0	185	So-TR	Lubbock, Texas (Frenship)
83	Jack Esparza	6-4	215	Fr-HS	Austin, Texas (St. Michael's Catholic)
85	Coy Eakin	6-2	200	Fr-HS	Stephenville, Texas (Stephenville)
86	Jordan Brown	5-11	185	So-TR	Grand Prairie, Texas (DeSoto)
87	Haydon Wiginton	5-11	185	Fr-TR	Midlothian, Texas (Heritage)

OFFENSIVE LINE

50	Michael Shanahan	6-5	320	Jr-TR	Orlando, Fla. (First Academy)
56	Dennis Wilburn	6-3	320	Sr-TR	Humble, Texas (Nimitz)
58	Jack Tucker	6-7	305	Fr-RS	Argyle, Texas (Argyle)
62	Kaden Weatherby	6-6	300	Fr-HS	Aurora, Colo. (Eaglecrest)
64	Jurrien Loftin	6-5	290	Fr-HS	Aledo, Texas (Aledo)
65	Sheridan Wilson	6-5	285	Fr-HS	Argyle, Texas (Argyle)
66	Matt Keeler	6-6	305	So-SQ	Chicago, Ill. (Nazareth Academy)
68	Seth Martin	6-3	285	Fr-HS	Fort Worth, Texas (Everman)
69	Caleb Rodkey	6-4	300	Fr-RS	Missouri City, Texas (Ridge Point)
70	Weston Wright	6-6	320	Sr-3L	New Braunfels, Texas (New Braunfels)
71	Monroe Mills	6-6	315	So-TR	Columbia, Mo. (Father Tolton)
72	Landon Peterson	6-6	300	Jr-2L	Odessa, Texas (Permian)
73	Cade Briggs	6-3	300	Sr-TR	Las Vegas, Nev. (Bishop Gorman)
74	Cole Spencer^	6-4	305	Sr-TR	Louisville, Ky. (Trinity)
75	Jacoby Jackson	6-6	335	Fr-RS	Arlington, Texas (Mansfield Summit)
76	Caleb Rogers	6-5	305	Jr-2L	Mansfield, Texas (Lake Ridge)
77	Ethan Carde	6-8	320	Sr-2L	Valrico, Fla. (Bloomingtondale)
78	Larry Moore III	6-6	275	So-SQ	Missouri City, Texas (Fort Bend Marshall)
79	Ty Buchanan	6-6	295	Fr-TR	Corpus Christi, Texas (Calallen)

SPECIALISTS

30	Jackson Knotts (LS)	5-11	185	So-1L	Plant City, Fla. (Plant City)
31	Austin McNamara (P)	6-4	195	Sr-3L	Gilbert, Ariz. (Highland)
36	Trey Wolff (K)	6-4	210	Sr-3L	Spring, Texas (Klein)
37	Brook Honore Jr. (P)	6-0	185	Fr-HS	Manvel, Texas (Manvel)
48	Stone Harrington (K)	6-3	185	Fr-HS	Colleyville, Texas (Colleyville)
61	Jacob Mauch (LS)	6-3	220	So-SQ	Covina, Calif. (South Hills)
99	Gino Garcia (K)	6-2	200	Jr-TR	Richardson, Texas (Pearce)

DEFENSIVE ROSTER BREAKDOWN

DEFENSIVE LINE

5	Myles Cole	6-6	285	Sr-TR	Shreveport, La. (Evangel Christian Academy)
42	Vidal Scott Jr.*	6-1	285	Sr-TR	Pensacola, Fla. (West Florida)
43	Joseph Adedire	6-3	270	Fr-HS	Mansfield, Texas (Summit)
52	Harvey Dyson III	6-3	260	Fr-HS	Cedar Hill, Texas (Cedar Hill)
90	Syncere Massey	6-5	330	Fr-HS	Cedar Hill, Texas (Cedar Hill)
91	Blake Burris	6-5	300	Fr-RS	Irving, Texas (Parish Episcopal)
93	Trevon McAlpine	6-3	305	Fr-HS	Saraland, Ala. (Saraland)
94	Gabe Oladipo*	6-3	295	Sr-SQ	Missouri City, Texas (Fort Bend Hightower)
95	Jaylon Hutchings	6-0	310	Sr-3L	Forney, Texas (Forney)
96	Philip Bliidi	6-3	295	Jr-2L	Portales N.M. (Portales)
97	Tony Bradford Jr.	6-1	300	Sr-3L	Houston, Texas (North Shore)
98	E'Maurion Banks	6-5	305	Fr-RS	Wichita Falls, Texas (Rider)
99	Sam Carrell	6-4	285	Fr-TR	Albuquerque, N.M. (Sandia)

OUTSIDE LINEBACKERS

17	Isaac Smith	6-6	245	Fr-RS	Wagoner, Okla. (Wagoner)
19	Tyree Wilson	6-6	275	Sr-2L	Henderson, Texas (West Rusk)
36	James Grando	6-2	220	Jr-TR	Arlington, Texas (Lamar)
49	Charles Esters III	6-3	250	Fr-RS	Cedar Hill, Texas (Cedar Hill)
51	Robert Wooten	6-3	265	So-RS	Stafford, Texas (Stafford)
54	Bryce Ramirez	6-2	235	Jr-1L	Missouri City, Texas (George Ranch)
92	L.B. Moore	6-3	265	So-SQ	Amarillo, Texas (Tascosa)

LINEBACKERS

1	Krishon Merriweather*	6-0	235	Sr-2L	Hazelwood, Mo. (Hazelwood West)
6	Kosi Eldridge*	6-0	230	Sr-3L	Denton, Texas (Denton Ryan)
11	Dimitri Moore*	6-3	235	Sr-TR	Cedar Hill, Texas (Cedar Hill)
13	Jacob Rodriguez	6-1	235	So-TR	Wichita Falls, Texas (Rider)
20	Gage Elder	5-11	225	Fr-RS	Rockwall, Texas (Rockwall)
32	Tyrique Matthews	5-11	235	Sr-3L	Houston, Texas (Eisenhower)
33	Matthew Young*	6-1	240	Sr-1L	Las Cruces, N.M. (Oñate)
34	Bryce Robinson	6-2	235	Jr-SQ	Sachse, Texas (Sachse)
35	Patrick Curley	6-2	230	Sr-3L	Wagoner, Okla. (Wagoner)
40	Wesley Smith	5-10	215	Fr-HS	Midland, Texas (Legacy)
41	Ty Kana	6-2	235	Fr-HS	Katy, Texas (Katy)
45	Drew DeArman	6-1	215	Fr-HS	Arlington, Texas (Joshua)
46	Ben Roberts	6-3	225	Fr-HS	Haslet, Texas (Eaton)
48	Derrick Lewis II	6-1	215	So-1L	Schertz, Texas (Samuel Clemens)
50	Trent Low	6-1	220	So-SQ	Midland, Texas (Lee)
56	Jackson Baggett	6-3	225	Jr-SQ	Bushland, Texas (Bushland)

DEFENSIVE BACKS

0	Rayshad Williams	6-3	195	Sr-1L	Memphis, Tenn. (Whitehaven)
2	Reggie Pearson Jr.	5-11	200	Sr-1L	Detroit, Mich. (River Rouge)
3	Kobee Minor	6-0	185	So-1L	Lake Dallas, Texas (Lake Dallas)
7	Adrian Frye*	6-0	205	Sr-4L	Houston, Texas (Eisenhower)
9	Marquis Waters*	6-1	215	Sr-1L	Delray Beach, Fla. (Atlantic)
10	Cam White	6-0	215	Sr-1L	Flora, Miss. (Madison Central)
12	Jalon Peoples	5-11	175	Fr-HS	Cedar Hill, Texas (Cedar Hill)
14	Hut Graham	6-1	190	Fr-HS	Gunter, Texas (Gunter)
15	Cole Boyd	6-3	215	Jr-2L	Boerne, Texas (Boerne)
16	Keyon Blankenbaker*	5-10	185	S-TR	Oak Park, Ill. (Oak Park-River Forest)
18	Tyler Owens	6-2	200	Sr-TR	Plano, Texas (Plano East)
21	Cameron Watts	5-11	195	Sr-2L	Tulsa, Okla. (Union)
22	Maurion Horn	5-11	175	Fr-HS	Broken Arrow, Okla. (Broken Arrow)
23	Landon Hullaby	6-0	205	Fr-HS	Mansfield, Texas (Timberview)
24	Malik Dunlap	6-3	215	Sr-1L	Charlotte, N.C. (Harding)
25	Dadriion Taylor-Demerson	5-11	195	Sr-3L	Oklahoma City, Okla. (Carl Albert)
26	Sammy Morris IV	6-1	195	Fr-RS	Prosper, Texas (Prosper)
27	Jon-Jon Davis	6-1	185	So-SQ	Dallas, Texas (South Oak Cliff)
29	Chief Collins	5-11	200	Fr-RS	Lucas, Texas (Lovejoy)
31	Joseph Plunk	5-10	180	So-SQ	Amarillo, Texas (Tascosa)
37	Alpha Mara	6-1	155	Jr-SQ	Austin, Texas (Akins)
38	Jett Whitfield	5-10	210	Jr-SQ	New Deal, Texas (New Deal)

RETURNING/LOST

STARTERS RETURNING (6)

DL	Jaylon Hutchings
DL	Tyree Wilson
LB	Krishon Merriweather
LB	Reggie Pearson Jr.
DB	Rayshad Williams
DB	Dadriion Taylor-Demerson

RETURNERS WITH STARTING EXPERIENCE (7)

DB	Adrian Frye
DL	Tony Bradford Jr.
DB	Marquis Waters
DL	Jesiah Pierre
DB	Kosi Eldridge
DB	Cam White
DB	Malik Dunlap

LETTERWINNERS RETURNING (24)

DL	Philip Bliidi
DB	Cole Boyd
DL	Tony Bradford Jr.
LB	Patrick Curley
DB	Malik Dunlap
LB	Kosi Eldridge
DB	Nate Floyd
DB	Adrian Frye
DL	Jaylon Hutchings
LB	Derrick Lewis II
LB	Tyrique Matthews
LB	Krishon Merriweather
DB	Kobee Minor
DL	L.B. Moore
DB	Reggie Pearson Jr.
LB	Jesiah Pierre
LB	Bryce Ramirez
DB	Dadriion Taylor-Demerson
DB	Marquis Waters
DB	Cameron Watts
DB	Cam White
DB	Rayshad Williams
DL	Tyree Wilson
LB	Matthew Young

STARTERS LOST (4)

DL	Devin Drew
LB	Colin Schooler
LB	Riko Jeffers
DB	Eric Monroe

LETTERWINNERS LOST (12)

LB	Brandon Bouyer-Randle
DB	Seth Collins
DL	Devin Drew
DB	DaMarcus Fields
LB	Ethan Frasier
LB	Riko Jeffers
DB	Eric Monroe
DL	Nelson Mbanasor
LB	Jacob Morgenstern
LB	Colin Schooler
DL	Troy Te'o
DL	Tre'Jon Lewis

TEAM/INDIVIDUAL STATISTICS

Team Results

	Date	Opponent		Score	Att.
	09/03/2022	Murray St.	W	63-10	58823
	09/10/2022	Houston	Wot2	33-30	56271
	09/17/2022	at NC State	L	14-27	56919
*	09/24/2022	Texas	Wot1	37-34	60975
*	10/01/2022	at Kansas St.	L	28-37	50782
*	10/08/2022	at Oklahoma St.	L	31-41	55509
*	10/22/2022	West Virginia	W	48-10	56530
*	10/29/2022	Baylor	L	17-45	60705
*	11/05/2022	at TCU	L	24-34	44760
*	11/12/2022	Kansas	W	43-28	55613

Rushing

Player	gp	att	gain	loss	net	avg	td	lg	avg/g
SaRoderick Thompson	10	104	581	32	549	5.3	4	36	54.9
Tahj Brooks	10	112	554	24	530	4.7	7	31	53.0
Cam'Ron Valdez	2	14	137	0	137	9.8	0	38	68.5
Donovan Smith	10	73	226	118	108	1.5	5	27	10.8
Tyler Shough	4	24	119	38	81	3.4	2	18	20.3
Behren Morton	8	42	164	85	79	1.9	2	15	9.9
Bryson Donnell	2	16	74	2	72	4.5	0	38	36.0
Nehemiah Martinez	10	2	6	0	6	3.0	0	6	0.6
Blake Bedwell	2	2	4	0	4	2.0	0	2	2.0
Team	10	6	0	10	-10	-1.7	0	0	-1.0
Total	10	395	1865	309	1556	3.9	20	38	155.6
Opponents	10	385	1923	264	1659	4.3	16	69	165.9

Passing

Player	gp	effic	comp-att-int	pct	yds	td	lg	avg/g
Donovan Smith	10	133.9	146-221-8	66.1	1505	12	58	150.5
Behren Morton	8	119.6	96-168-6	57.1	1117	7	55	139.6
Tyler Shough	4	124.1	36-67-2	53.7	491	3	47	122.8
Myles Price	8	0.0	0-1-0	0.0	0	0	0	0.0
Total	10	126.9	278-457-16	60.8	3113	22	58	311.3
Opponents	10	129.0	174-306-6	56.9	2221	14	66	222.1

Receiving

Player	gp	no.	yds	avg	td	lg	avg/g
Xavier White	10	39	531	13.6	3	55	53.1
Myles Price	8	39	382	9.8	2	54	47.8
Jerand Bradley	9	31	457	14.7	4	47	50.8
Nehemiah Martinez	10	25	299	12.0	2	43	29.9
Loic Fouonji	10	23	290	12.6	3	39	29.0
Trey Cleveland	9	22	344	15.6	0	58	38.2
Tahj Brooks	10	22	135	6.1	1	17	13.5
SaRoderick Thompson	10	19	96	5.1	1	30	9.6
J.J. Sparkman	8	14	150	10.7	1	33	18.8
Mason Tharp	10	12	100	8.3	2	21	10.0
Brady Boyd	10	12	116	9.7	1	18	11.6
Baylor Cupp	9	10	118	11.8	1	24	13.1
Henry Teeter	9	4	53	13.3	1	23	5.9
Jordan Brown	5	3	18	6.0	0	10	3.6
Drew Hocutt	9	1	11	11.0	0	11	1.2
Haydon Wiginton	1	1	7	7.0	0	7	7.0
Tyler King	1	1	6	6.0	0	6	6.0
Total	10	278	3113	11.2	22	58	311.3
Opponents	10	174	2221	12.8	14	66	222.1

Game Records

Record	Overall	Home	Away	Neutral
ALL GAMES	5-5	5-1	0-4	0-0
CONFERENCE	3-4	3-1	0-3	0-0
NON-CONFERENCE	2-1	2-0	0-1	0-0

Team Statistics

	TTU	OPP
First Downs	273	191
Rushing	107	83
Passing	143	90
Penalty	23	18
Rushing Yardage	1556	1659
Rushing attempts	395	385
Average per rush	3.9	4.3
Average per game	155.6	165.9
TDs Rushing	20	16
Passing Yardage	3113	2221
Comp-Att-Int	278-457-16	174-306-6
Average per pass	6.8	7.3
Average per catch	11.2	12.8
Average per game	311.3	222.1
TDs Passing	22	14
Total offense	4669	3880
Average per play	5.5	5.6
Average per game	466.9	388.0
Kick returns: #-Yards	21-444	17-308
Punt returns: #-Yards	13-102	10-157
Int returns: #-Yards	6-36	16-257
Fumbles-Lost	13-3	9-7
Penalties-Yards	61-490	63-585
Punts-Avg	36-45.0	51-41.5
Time of possession / game	29:30	29:56
3rd-down conversion	60/162	57/152
4rd-down conversion	26/44	7/18
PAT-attempts	(39-39) 100%	(33-33) 100%
2-point conversion-attempts	(1-2) 50%	(1-1) 100%

Interceptions

Player	no.	yds	avg	td	lg
Reggie Pearson	2	36	18.0	0	25
Rayshad Williams	1	0	0.0	0	0
Kosi Eldridge	1	0	0.0	0	0
Dadrion Taylor-Demerson	1	0	0.0	0	0
Malik Dunlap	1	0	0.0	0	0
Total	6	36	6.0	0	25
Opponents	16	257	16.1	3	84

INDIVIDUAL STATISTICS

Field Goals

Player	fg	pct.	01-19	20-29	30-39	40-49	50-99	lg	blk
Trey Wolff	15-18	83.3	0-0	6-6	4-4	3-6	2-2	51	0
Gino Garcia	0-1	0.0	0-0	0-0	0-0	0-1	0-0	0	0
Opponents	19-22	86.4	0-0	7-7	6-7	6-8	0-0	48	1

Scoring

Player	td		fg		PAT				dxp		saf		pts
					kick	rush	rcv	pass					
Trey Wolff	-		15-18		32-32	-	-	-	-	-	-	-	77
Tahj Brooks	8		-		-	-	-	-	-	-	-	-	48
Donovan Smith	5		-		-	-	-	1	-	-	-	-	30
SaRodorick Thompson	5		-		-	-	-	-	-	-	-	-	30
Jerand Bradley	4		-		-	-	-	-	-	-	-	-	24
Xavier White	3		-		-	-	-	-	-	-	-	-	18
Loic Fouonji	3		-		-	-	-	-	-	-	-	-	18
Mason Tharp	2		-		-	-	1	-	-	-	-	-	14
Behren Morton	2		-		-	-	-	-	-	-	-	-	12
Nehemiah Martinez	2		-		-	-	-	-	-	-	-	-	12
Myles Price	2		-		-	-	-	-	-	-	-	-	12
Tyler Shough	2		-		-	-	-	-	-	-	-	-	12
Gino Garcia	-		0-1		7-7	-	-	-	-	-	-	-	7
J.J. Sparkman	1		-		-	-	-	-	-	-	-	-	6
Brady Boyd	1		-		-	-	-	-	-	-	-	-	6
Henry Teeter	1		-		-	-	-	-	-	-	-	-	6
Baylor Cupp	1		-		-	-	-	-	-	-	-	-	6
Total	42	15-19	39-39		0	1	1	0	0	0	338		
Opponents	34	19-22	33-33		0	1	1	0	0	296			

Score by Periods

Team	1st	2nd	3rd	4th	OT	TOT
Texas Tech	79	92	76	75	16	338
Opponents	69	75	49	93	10	296

Punting

Player	no.	yds	avg	lg	tb	fc	i20	50+	blk
Austin McNamara	36	1621	45.0	65	3	14	13	14	0
Total	36	1621	45.0	65	3	14	13	14	0
Opponents	51	2119	41.5	67	1	16	17	10	2

Punt Returns

Player	no.	yds	avg	td	lg
Myles Price	4	55	13.8	0	20
Drew Hocutt	4	25	6.3	0	19
Adrian Frye	3	7	2.3	0	5
Xavier White	2	15	7.5	0	13
Total	13	102	7.8	0	20
Opponents	10	157	15.7	1	82

Kick Returns

Player	no.	yds	avg	td	lg
Xavier White	12	279	23.3	0	36
Nehemiah Martinez	7	130	18.6	0	25
Tyrique Matthews	1	20	20.0	0	20
Jordan Brown	1	15	15.0	0	15
Total	21	444	21.1	0	36
Opponents	17	308	18.1	0	30

All Purpose

Player	g	rush	rcv	pr	kr	ir	total	avg/g
Xavier White	10	0	531	15	279	0	825	82.5
Tahj Brooks	10	530	135	0	0	0	665	66.5
SaRodorick Thompson	10	549	96	0	0	0	645	64.5
Jerand Bradley	9	0	457	0	0	0	457	50.8
Myles Price	8	0	382	55	0	0	437	54.6
Nehemiah Martinez	10	6	299	0	130	0	435	43.5
Trey Cleveland	9	0	344	0	0	0	344	38.2
Loic Fouonji	10	0	290	0	0	0	290	29.0
J.J. Sparkman	8	0	150	0	0	0	150	18.8
Cam'Ron Valdez	2	137	0	0	0	0	137	68.5
Baylor Cupp	9	0	118	0	0	0	118	13.1
Brady Boyd	10	0	116	0	0	0	116	11.6
Donovan Smith	10	108	0	0	0	0	108	10.8
Mason Tharp	10	0	100	0	0	0	100	10.0
Tyler Shough	4	81	0	0	0	0	81	20.3
Behren Morton	8	79	0	0	0	0	79	9.9
Bryson Donnell	2	72	0	0	0	0	72	36.0
Henry Teeter	9	0	53	0	0	0	53	5.9
Reggie Pearson	10	0	0	0	0	36	36	3.6
Drew Hocutt	9	0	11	25	0	0	36	4.0
Jordan Brown	5	0	18	0	15	0	33	6.6
Tyrique Matthews	10	0	0	0	20	0	20	2.0
Adrian Frye	6	0	0	7	0	0	7	1.2
Haydon Wiginton	1	0	7	0	0	0	7	7.0
Tyler King	1	0	6	0	0	0	6	6.0
Blake Bedwell	2	4	0	0	0	0	4	2.0
Total	10	1556	3113	102	444	36	5251	525.1
Opponents	10	1659	2221	157	308	257	4602	460.2

Total Offense

Player	g	plays	rush	pass	total	avg/g
Donovan Smith	10	294	108	1505	1613	161.3
Behren Morton	8	210	79	1117	1196	149.5
Tyler Shough	4	91	81	491	572	143.0
SaRodorick Thompson	10	104	549	0	549	54.9
Tahj Brooks	10	112	530	0	530	53.0
Cam'Ron Valdez	2	14	137	0	137	68.5
Bryson Donnell	2	16	72	0	72	36.0
Nehemiah Martinez	10	2	6	0	6	0.6
Blake Bedwell	2	2	4	0	4	2.0
Total	10	852	1556	3113	4669	466.9
Opponents	10	691	1659	2221	3880	388.0

TEXAS TECH GAME-BY-GAME STATS

Date	Opponent	Rushing				Receiving				Passing				Kick Returns				Punt Returns				tot off
		no.	yds	td	lg	no.	yds	td	lg	cmp-att-int	yds	td	lg	no.	yds	td	lg	no.	yds	td	lg	
09/03/2022	Murray St.	29	133	3	24	27	472	6	39	27-36-1	472	6	39	2	71	0	36	5	55	0	19	605
09/10/2022	Houston	44	118	2	27	36	350	2	54	36-59-3	350	2	54	1	19	0	19	2	2	0	3	468
09/17/2022	at NC State	26	54	1	13	25	299	1	38	25-43-3	299	1	38	5	98	0	25	2	6	0	6	353
09/24/2022	Texas	44	148	2	19	37	331	2	35	37-55-0	331	2	35	3	66	0	25	1	20	0	20	479
10/01/2022	at Kansas St.	34	114	1	23	34	359	2	58	34-48-2	359	2	58	2	47	0	33	0	0	0	0	473
10/08/2022	at Oklahoma St.	41	148	2	19	39	379	2	36	39-63-1	379	2	36	2	33	0	19	0	0	0	0	527
10/22/2022	West Virginia	54	239	3	38	32	355	3	55	32-49-0	355	3	55	1	13	0	13	1	2	0	2	594
10/29/2022	Baylor	36	149	1	31	12	159	1	39	12-38-5	159	1	39	0	0	0	0	0	0	0	0	308
11/05/2022	at TCU	39	189	1	38	16	163	2	47	16-32-1	163	2	47	4	82	0	26	2	17	0	15	352
11/12/2022	Kansas	48	264	4	36	20	246	1	47	20-34-0	246	1	47	1	15	0	15	0	0	0	0	510
Texas Tech		395	1556	20	38	278	3113	22	58	278-457-16	3113	22	58	21	444	0	36	13	102	0	20	4669
Opponents		385	1659	16	69	174	2221	14	66	174-306-6	2221	14	66	17	308	0	30	10	157	1	82	3880

Texas Tech Averages

Games	Avg/ rush	Avg/ catch	Pass effc	KR avg	PR avg	All purpose avg/game	Total offense avg/game
10	3.9	11.2	126.9	21.1	7.8	525.1	466.9

Date	Opponent	Tackles				Sacks	Fumble		Pass Defense			blkd kick	PAT attempts			off		
		ua	a	total	tfl-yds		ff	fr-yds	int-yds	qbh	brup		kick	rush	rcv	saf	t/o	pts
09/03/2022	Murray St.	39	22	61	13.0-45	4-21	0	0-0	0-0	1	3	1	9-9	0	0	0	0	63
09/10/2022	Houston	42	14	56	4.0-21	2-16	1	1-0	1-11	5	4	0	3-3	0	0	0	0	33
09/17/2022	at NC State	32	34	66	7.0-23	2-11	1	1-0	0-0	4	4	0	2-2	0	0	0	0	14
09/24/2022	Texas	38	12	50	3.0-12	1-6	1	1-0	1-25	1	1	0	4-4	0	0	0	3	37
10/01/2022	at Kansas St.	37	6	43	5.0-31	3-23	2	1-0	0-0	5	0	0	2-2	0	1	0	0	28
10/08/2022	at Oklahoma St.	41	28	69	6.0-18	3-9	0	0-0	0-0	7	10	1	4-4	0	0	0	0	31
10/22/2022	West Virginia	39	20	59	6.0-22	1-8	1	1-0	3-0	3	2	0	6-6	0	0	0	17	48
10/29/2022	Baylor	63	20	83	7.0-20	1-6	0	1-0	0-0	4	1	0	2-2	0	0	0	7	17
11/05/2022	at TCU	41	36	77	10.0-41	4-23	0	0-0	0-0	2	2	0	3-3	0	0	0	0	24
11/12/2022	Kansas	44	8	52	7.0-38	3-23	1	1-8	1-0	3	4	1	4-4	0	0	0	3	43
Texas Tech		416	200	616	68.0-271	24-146	7	7-8	6-36	35	31	3	39-39	0	1	0	30	338
Opponents		490	256	746	80.0-326	35-222	8	3-0	16-257	43	49	0	33-33	0	1	0	37	296

Date	Opponent	Punting								Field Goals				Kickoffs			
		no.	yds	avg	long	blkd	tb	fc	50+	i20	md-att	long	blkd	no.	yds	avg	tb ob
09/03/2022	Murray St.	4	183	45.8	56	0	0	0	2	3	0-0	0	0	10	650	65.0	8 0
09/10/2022	Houston	4	178	44.5	53	0	0	2	1	2	2-4	47	0	5	293	58.6	2 0
09/17/2022	at NC State	6	247	41.2	50	0	0	3	1	1	0-0	0	0	3	195	65.0	3 0
09/24/2022	Texas	2	85	42.5	59	0	0	0	1	1	3-3	45	0	7	430	61.4	5 1
10/01/2022	at Kansas St.	3	136	45.3	60	0	1	1	1	1	2-3	51	0	4	255	63.8	2 1
10/08/2022	at Oklahoma St.	4	166	41.5	46	0	0	3	0	0	1-2	23	0	6	322	53.7	2 0
10/22/2022	West Virginia	2	108	54.0	65	0	1	0	1	1	2-2	46	0	9	578	64.2	7 0
10/29/2022	Baylor	2	96	48.0	53	0	0	1	1	1	1-1	33	0	4	260	65.0	4 0
11/05/2022	at TCU	6	282	47.0	55	0	1	2	4	3	1-1	29	0	4	239	59.8	0 0
11/12/2022	Kansas	3	140	46.7	63	0	0	2	2	0	3-3	51	0	8	474	59.3	3 0
Texas Tech		36	1621	45.0	65	0	3	14	14	13	15-19	51	0	60	3696	61.6	36 2
Opponents		51	2119	41.5	67	2	1	16	10	17	19-22	48	1	60	3850	64.2	33 4

OPPONENTS GAME-BY-GAME STATS

Date	Opponent	Rushing				Receiving				Passing				Kick Returns				Punt Returns				tot off
		no.	yds	td	lg	no.	yds	td	lg	cmp-att-int	yds	td	lg	no.	yds	td	lg	no.	yds	td	lg	
09/03/2022	Murray St.	41	50	0	11	9	208	1	54	9-23-0	208	1	54	2	40	0	30	1	0	0	0	258
09/10/2022	Houston	29	87	1	18	20	266	1	63	20-39-1	266	1	63	2	40	0	27	1	35	0	35	353
09/17/2022	at NC State	37	111	1	16	16	159	1	38	16-24-0	159	1	38	0	0	0	0	0	0	0	0	270
09/24/2022	Texas	30	151	2	40	20	277	2	39	20-30-1	277	2	39	1	30	0	30	1	7	0	7	428
10/01/2022	at Kansas St.	39	343	3	69	12	116	1	20	12-19-0	116	1	20	1	20	0	20	1	9	0	9	459
10/08/2022	at Oklahoma St.	41	137	3	14	22	297	1	32	22-45-0	297	1	32	3	71	0	30	1	7	0	7	434
10/22/2022	West Virginia	26	73	0	16	24	209	1	28	24-40-3	209	1	28	1	16	0	16	1	10	0	10	282
10/29/2022	Baylor	59	231	4	19	19	211	1	30	19-30-0	211	1	30	0	0	0	0	1	-4	0	0	442
11/05/2022	at TCU	51	234	1	50	12	195	2	38	12-23-0	195	2	38	4	55	0	20	3	93	1	82	429
11/12/2022	Kansas	32	242	1	63	20	283	3	66	20-33-1	283	3	66	3	36	0	19	0	0	0	0	525
Opponents		385	1659	16	69	174	2221	14	66	174-306-6	2221	14	66	17	308	0	30	10	157	1	82	3880
Texas Tech		395	1556	20	38	278	3113	22	58	278-457-16	3113	22	58	21	444	0	36	13	102	0	20	4669

Opponents Averages

Games	Avg/ rush	Avg/ catch	Pass effc	KR avg	PR avg	All purpose avg/game	Total offense avg/game
10	4.3	12.8	129.0	18.1	15.7	460.2	388.0

Date	Opponent	Tackles			Sacks		Fumble		Pass Defense			blkd	PAT attempts			off		
		ua	a	total	tfl-yds	no-yds	ff	fr-yds	int-yds	qbh	brup	kick	kick	rush	rcv	saf	t/o	pts
09/03/2022	Murray St.	47	10	57	2.0-17	1-13	1	0-0	1-0	1	2	0	1-1	0	0	0	0	10
09/10/2022	Houston	60	28	88	14.0-67	6-49	1	0-0	3-115	3	5	0	3-3	0	0	0	10	30
09/17/2022	at NC State	33	40	73	7.0-34	4-26	0	1-0	3-84	10	2	0	3-3	0	0	0	10	27
09/24/2022	Texas	61	40	101	8.0-16	2-3	2	0-0	0-0	3	6	0	4-4	0	0	0	0	34
10/01/2022	at Kansas St.	56	12	68	10.0-33	6-27	2	2-0	2-0	4	3	0	4-4	0	0	0	0	37
10/08/2022	at Oklahoma St.	53	32	85	14.0-43	4-21	1	0-0	1-13	12	9	0	3-3	0	1	0	3	41
10/22/2022	West Virginia	57	24	81	5.0-17	1-9	0	0-0	0-0	3	2	0	1-1	0	0	0	0	10
10/29/2022	Baylor	33	18	51	8.0-54	6-51	0	0-0	5-45	3	7	0	6-6	0	0	0	14	45
11/05/2022	at TCU	39	34	73	9.0-33	4-18	0	0-0	1-0	2	8	0	4-4	0	0	0	0	34
11/12/2022	Kansas	51	18	69	3.0-12	1-5	1	0-0	0-0	2	5	0	4-4	0	0	0	0	28
Opponents		490	256	746	80.0-326	35-222	8	3-0	16-257	43	49	0	33-33	0	1	0	37	296
Texas Tech		416	200	616	68.0-271	24-146	7	7-8	6-36	35	31	3	39-39	0	1	0	30	338

Date	Opponent	Punting										Field Goals			Kickoffs			
		no.	yds	avg	long	blkd	tb	fc	50+	i20	md-att	long	blkd	no.	yds	avg	tb	ob
09/03/2022	Murray St.	12	474	39.5	57	1	0	1	3	2	1-1	31	0	3	203	67.7	1	0
09/10/2022	Houston	5	257	51.4	67	0	0	0	2	3	3-4	35	0	5	338	67.6	3	1
09/17/2022	at NC State	7	272	38.9	59	0	0	2	1	2	2-2	47	0	6	385	64.2	1	0
09/24/2022	Texas	3	130	43.3	48	0	0	1	0	1	2-2	48	0	6	373	62.2	1	1
10/01/2022	at Kansas St.	5	184	36.8	47	0	0	4	0	2	3-3	32	0	8	508	63.5	5	1
10/08/2022	at Oklahoma St.	5	206	41.2	50	1	0	2	1	3	4-4	42	0	9	580	64.4	5	1
10/22/2022	West Virginia	5	233	46.6	63	0	1	2	2	1	1-1	38	0	3	183	61.0	2	0
10/29/2022	Baylor	3	93	31.0	48	0	0	1	0	2	1-1	48	0	8	520	65.0	8	0
11/05/2022	at TCU	4	174	43.5	51	0	0	2	1	0	2-2	40	0	7	435	62.1	3	0
11/12/2022	Kansas	2	96	48.0	49	0	0	1	0	1	0-2	0	1	5	325	65.0	4	0
Opponents		51	2119	41.5	67	2	1	16	10	17	19-22	48	1	60	3850	64.2	33	4
Texas Tech		36	1621	45.0	65	0	3	14	14	13	15-19	51	0	60	3696	61.6	36	2

GAME-BY-GAME INDIVIDUAL STATS | OFFENSE

#2 Behren Morton	Comp	Att	Int	Pct	Yards	TD	Long	Sacked	Effic.
Murray St.	7	10	1	70.0	97	1	24	1-13	164.5
NC State	4	7	1	57.1	85	0	38	0-0	130.6
Oklahoma St.	39	62	1	62.9	379	2	36	4-21	121.7
West Virginia	28	45	0	62.2	325	2	55	1-9	137.6
Baylor	11	34	3	32.4	152	1	39	3-26	62.0
TCU	7	10	0	70.0	79	1	47	3-10	169.4
Totals	96	168	6	57.1	1117	7	55	12-79	119.6

#7 Donovan Smith	Comp	Att	Int	Pct	Yards	TD	Long	Sacked	Effic.
Murray St.	14	16	0	87.5	221	4	39	0-0	286.0
Houston	36	58	3	62.1	350	2	54	6-49	113.8
NC State	21	36	2	58.3	214	1	24	4-26	106.3
Texas	37	55	0	67.3	331	2	35	2-3	129.8
Kansas St.	34	48	2	70.8	359	2	58	6-27	139.1
Oklahoma St.	0	1	0	0.0	0	0	0	0-0	0.0
West Virginia	4	4	0	100.0	30	1	23	0-0	245.5
Baylor	0	2	1	0.0	0	0	0	0-0	-100.0
Kansas	0	1	0	0.0	0	0	0	0-0	0.0
Totals	146	221	8	66.1	1505	12	58	18-105	133.9

#12 Tyler Shough	Comp	Att	Int	Pct	Yards	TD	Long	Sacked	Effic.
Murray St.	6	10	0	60.0	154	1	39	0-0	222.4
Baylor	1	2	1	50.0	7	0	7	3-25	-20.6
TCU	9	22	1	40.9	84	1	33	1-8	78.9
Kansas	20	33	0	60.6	246	1	47	1-5	133.2
Totals	36	67	2	53.7	491	3	47	5-38	124.1

GAME-BY-GAME INDIVIDUAL STATS | OFFENSE

Rushing

Player	No-Yds/TD	MUR	UH	NCSU	UT	KState	OSU	WVU	Baylor	TCU	KU
Tahj Brooks	112-530/7	6-50/3	17-78/1	4-4/0	12-36/0	10-39/0	4-8/0	17-107/2	16-98/0	10-59/0	16-51/1
SaRodorick Thompson	104-549/4	7-48/0	5-11/0	9-39/0	17-70/1	6-55/0	20-87/1	15-59/1	10-66/0	8-46/0	7-68/1
Donovan Smith	73-108/5	2-9/0	21-31/1	11--9/1	15-42/1	18-20/1	-	1-3/0	-	4-6/0	1-6/1
Behren Morton	42-79/2	3--15/0	-	2-20/0	-	DNP	17-53/1	8-17/0	6-6/1	6--2/0	DNP
Tyler Shough	24-81/2	1-17/0	DNP	DNP	DNP	DNP	DNP	DNP	4--21/0	7-9/1	12-76/1
Bryson Donnell	16-72/0	8-23/0	DNP	DNP	DNP	DNP	DNP	8-49/0	DNP	DNP	DNP
Cam'Ron Valdez	14-137/0	DNP	DNP	DNP	DNP	DNP	DNP	DNP	DNP	3-71/0	11-66/0
Nehemiah Martinez	2-6/0	-	-	-	-	-	-	1-6/0	-	1-0/0	-
Blake Bedwell	2-4/0	1-2/0	DNP	DNP	DNP	DNP	DNP	1-2/0	DNP	DNP	DNP

Receiving

Player	No-Yds/TD	MUR	UH	NCSU	UT	KState	OSU	WVU	Baylor	TCU	KU
Xavier White	39-531/3	1-15/0	2-24/0	1-38/0	2-11/0	9-120/1	8-62/1	8-139/1	2-45/0	2-7/0	4-70/0
Myles Price	39-382/2	3-39/0	5-78/1	4-50/1	13-98/0	6-44/0	DNP	DNP	1-16/0	2-14/0	5-43/0
Jerand Bradley	31-457/4	6-108/2	6-50/0	2-14/0	2-26/0	-	8-119/1	3-42/0	2-44/0	2-54/1	DNP
Nehemiah Martinez	25-299/2	2-43/0	5-76/1	4-46/0	3-14/0	1-6/1	2-26/0	6-52/0	-	-	2-36/0
Loic Fouonji	23-290/3	4-110/2	3-30/0	2-28/0	-	3-24/0	2-14/0	3-25/1	-	1-7/0	5-52/0
Trey Cleveland	22-344/0	2-24/0	3-21/0	1-13/0	1-35/0	3-98/0	9-100/0	2-18/0	-	DNP	1-35/0
Tahj Brooks	22-135/1	1-1/0	5-34/0	5-44/0	3-21/1	4-5/0	-	1-6/0	2-17/0	1-7/0	-
SaRodorick Thompson	19-96/1	1-30/1	4-16/0	1-12/0	2--7/0	2-7/0	3-12/0	2-3/0	-	3-16/0	1-7/0
J.J. Sparkman	14-150/1	1-14/0	2-15/0	1-17/0	4-35/0	3-23/0	DNP	DNP	-	3-46/1	-
Brady Boyd	12-116/1	-	-	1-11/0	2-20/0	1-18/0	3-34/0	2-9/1	1-12/0	2-12/0	-
Mason Tharp	12-100/2	1-21/1	-	3-26/0	1-13/0	-	1-2/0	3-35/0	1-0/0	-	2-3/1
Baylor Cupp	10-118/1	1-20/0	1-6/0	DNP	4-65/1	-	1-0/0	1-3/0	2-24/0	-	-
Henry Teeter	4-53/1	1-23/0	-	-	DNP	-	1-6/0	1-23/0	1-1/1	-	-
Jordan Brown	3-18/0	DNP	DNP	DNP	DNP	2-14/0	1-4/0	-	DNP	-	-
Drew Hocutt	1-11/0	1-11/0	DNP	-	-	-	-	-	-	-	-
Haydon Wiginton	1-7/0	1-7/0	DNP	DNP	DNP	DNP	DNP	DNP	DNP	DNP	DNP
Tyler King	1-6/0	1-6/0	DNP	DNP	DNP	DNP	DNP	DNP	DNP	DNP	DNP

DEFENSIVE STATISTICS

Team Defense

			Tackles				Sacks	Pass defense			Fumbles		blkd	
##	Player	gp	ua	a	tot	tfl/yds	no-yds	int-yds	brup	qbh	fr-yds	ff	kick	saf
1	Krishon Merriweather	10	56	31	87	4-10	1.5-5	.	.	6	.	2	.	.
6	Kosi Eldridge	10	41	21	62	2.5-23	1.5-19	1-0	.	1
19	Tyree Wilson	10	36	25	61	14-68	7-47	.	.	8	1-0	1	.	.
25	Dadrion Taylor-Demerson	10	43	15	58	5-22	1-3	1-0	5	.	1-0	2	.	.
9	Marquis Waters	10	30	12	42	10-38	1-11	.	1	5
2	Reggie Pearson	10	29	9	38	.	.	2-36	3	.	1-0	.	.	.
95	Jaylon Hutchings	10	21	13	34	4-13	1-8	.	.	3	1-8	.	.	.
8	Jesiah Pierre	10	16	14	30	5.5-24	4.5-21	.	1	1	.	1	.	.
24	Malik Dunlap	10	22	5	27	0.5-2	.	1-0	10
0	Rayshad Williams	10	18	7	25	1-2	.	1-0	7	.	1-0	.	.	.
13	Jacob Rodriguez	10	14	11	25	2-4	.	.	.	3	.	1	.	.
97	Tony Bradford Jr.	10	13	7	20	7-30	3.5-24	.	.	2	.	.	1	.
96	Philip Blidi	10	13	5	18	4.5-13	2-7	.	.	1
43	Joseph Adedire	9	7	5	12	2-7	.	.	.	2
32	Tyrique Matthews	10	7	5	12	3.5-10	1-0	.	.	.
18	Tyler Owens	9	7	2	9	.	.	.	2	.	.	.	1	.
5	Myles Cole	10	4	4	8	0.5-1	.	.	.	1
11	Dimitri Moore	7	4	3	7	1-1	1-1	.	.	2
3	Kobee Minor	10	4	2	6	.	.	.	1
42	Vidal Scott Jr.	10	4	1	5	1-3
54	Bryce Ramirez	2	4	.	4
59	Isaac Smith	8	1	2	3
51	Robert Wooten	8	1	1	2
7	Adrian Frye	6	2	.	2
35	Patrick Curley	10	2	.	2
50	Trent Low	6	2	.	2
28	Tahj Brooks	10	2	.	2
88	Baylor Cupp	9	1	.	1
7	Donovan Smith	10	1	.	1
6	J.J. Sparkman	8	1	.	1
30	Jackson Knotts	10	1	.	1
52	Harvey Dyson III	2	1	.	1
19	Loic Fouonji	10	1	.	1
16	Keyon Blankenbaker	10	1	.	1
36	Trey Wolff	10	1	.	1
49	Charles Esters III	1	1	.	1
20	Nehemiah Martinez	10	1	.	1	1	.
38	Jett Whitfield	2	1	.	1
80	Mason Tharp	10	1	.	1
99	Sam Carrell	1	1
	Totals	10	416	200	616	68-271	24-146	6-36	31	35	7-8	7	3	0
	Opponents	10	490	256	746	80-326	35-222	16-257	49	43	3-0	8	0	0

GAME-BY-GAME INDIVIDUAL STATS | DEFENSE

Total Tackles

Player	S-A	Total	MUR	UH	NCSU	UT	KState	OSU	WVU	Baylor	TCU	KU
Krishon Merriweather	56-31	87	5-2	4-3	2-2	7-1	6-1	7-10	2-3	8-4	7-4	8-1
Kosi Eldridge	41-21	62	2-0	4-3	3-2	3-2	3-1	2-4	4-3	12-0	4-5	4-1
Tyree Wilson	36-25	61	3-3	3-1	6-5	5-1	4-2	2-2	2-2	6-4	4-4	1-1
Dadrion Taylor-Demerson	43-15	58	1-1	5-2	1-4	4-0	3-1	6-1	5-2	4-3	8-1	6-0
Marquis Waters	30-12	42	2-0	6-0	2-4	2-1	2-0	3-2	7-0	1-1	4-4	1-0
Reggie Pearson	29-9	38	2-1	2-0	0-3	4-1	5-0	3-0	3-1	4-1	2-2	4-0
Jaylon Hutchings	21-13	34	2-1	4-2	1-3	3-1	1-0	1-3	1-2	3-1	3-0	2-0
Jesiah Pierre	16-14	30	1-2	-	0-2	-	1-0	3-2	1-1	3-2	1-4	6-1
Malik Dunlap	22-5	27	3-0	2-0	2-0	2-1	2-0	-	1-0	6-0	1-2	3-2
Rayshad Williams	18-7	25	3-0	2-1	0-1	3-1	0-1	3-0	1-1	1-1	1-1	4-0
Jacob Rodriguez	14-11	25	0-4	-	2-2	1-0	1-0	1-1	4-0	3-2	0-2	2-0
Tony Bradford Jr.	13-7	20	2-1	1-0	0-1	1-2	1-0	0-1	1-2	5-0	1-0	1-0
Philip Blidi	13-5	18	3-1	2-1	2-2	-	2-0	2-1	-	2-0	-	-
Tyrique Matthews	7-5	12	1-1	-	3-2	-	-	2-0	1-0	-	0-1	0-1
Joseph Adedire	7-5	12	DNP	-	0-1	-	1-0	2-0	0-1	1-0	1-2	2-1
Tyler Owens	7-2	9	1-0	-	1-0	1-0	1-0	2-1	DNP	-	1-1	-
Myles Cole	4-4	8	1-2	-	1-0	0-1	2-0	-	0-1	-	-	-
Dimitri Moore	4-3	7	1-2	1-0	-	DNP	-	-	2-1	-	DNP	DNP
Kobee Minor	4-2	6	1-0	0-1	2-0	-	-	-	1-0	-	0-1	-
Vidal Scott Jr.	4-1	5	-	-	2-0	-	-	-	-	1-0	1-1	-
Bryce Ramirez	4-0	4	DNP	3-0	1-0	DNP	DNP	DNP	DNP	DNP	DNP	DNP
Isaac Smith	1-2	3	1-1	DNP	DNP	-	-	-	-	-	0-1	-
Tahj Brooks	2-0	2	-	1-0	-	-	-	-	-	1-0	-	-
Patrick Curley	2-0	2	-	-	-	1-0	-	-	-	-	1-0	-
Adrian Frye	2-0	2	-	-	DNP	DNP	DNP	DNP	2-0	-	-	-
Trent Low	2-0	2	1-0	-	-	-	DNP	DNP	DNP	-	1-0	DNP
Robert Wooten	1-1	2	DNP	-	DNP	-	1-0	-	-	0-1	-	-
Mason Tharp	1-0	1	-	-	-	-	-	1-0	-	-	-	-
Baylor Cupp	1-0	1	-	-	DNP	-	-	-	-	1-0	-	-
Harvey Dyson III	1-0	1	1-0	DNP	DNP	DNP	DNP	DNP	-	DNP	DNP	DNP
Donovan Smith	1-0	1	-	1-0	-	-	-	-	-	-	-	-
Charles Esters III	1-0	1	1-0	DNP	DNP	DNP	DNP	DNP	DNP	DNP	DNP	DNP
Jett Whitfield	1-0	1	1-0	DNP	DNP	DNP	DNP	DNP	-	DNP	DNP	DNP
Jackson Knotts	1-0	1	-	-	-	-	-	-	1-0	-	-	-
J.J. Sparkman	1-0	1	-	-	-	-	1-0	DNP	DNP	-	-	-
Nehemiah Martinez	1-0	1	-	1-0	-	-	-	-	-	-	-	-
Loic Fouonji	1-0	1	-	-	-	-	-	-	-	1-0	-	-
Keyon Blankenbaker	1-0	1	-	-	-	1-0	-	-	-	-	-	-
Trey Wolff	1-0	1	-	-	-	-	-	1-0	-	-	-	-

GAME-BY-GAME INDIVIDUAL STATS | DEFENSE

TACKLES FOR LOSS

Player	UA-A	Total	MUR	UH	NCSU	UT	KState	OSU	WVU	Baylor	TCU	KU
Tyree Wilson	11-6	14.0	2.0-9	-	3.5-13	0.5-3	2.0-16	1.0-6	0.5-4	2.0-8	2.5-9	-
Marquis Waters	8-4	10.0	-	-	0.5-1	1.5-4	1.0-6	1.0-2	3.0-6	0.5-1	1.5-7	1.0-11
Tony Bradford Jr.	6-2	7.0	1.5-10	-	-	0.5-3	1.0-7	-	-	3.0-9	-	1.0-1
Jesiah Pierre	4-3	5.5	-	-	-	-	-	1.0-1	-	-	2.5-11	2.0-12
Dadrion Taylor-Demerson	5-0	5.0	-	-	-	-	1.0-2	-	1.0-5	-	1.0-3	2.0-12
Philip Blidi	4-1	4.5	3.0-9	1.5-4	-	-	-	-	-	-	-	-
Krishon Merriweather	3-2	4.0	0.5-3	-	-	-	-	1.0-2	-	1.0-2	1.0-2	0.5-1
Jaylon Hutchings	3-2	4.0	1.0-2	0.5-1	-	-	-	1.0-2	-	0.5-0	1.0-8	-
Tyrique Matthews	3-1	3.5	1.5-3	-	1.0-4	-	-	-	1.0-3	-	-	-
Kosi Eldridge	2-1	2.5	1.0-4	1.0-15	-	-	-	-	0.5-4	-	-	-
Joseph Adedire	1-2	2.0	DNP	-	0.5-1	-	-	1.0-5	-	-	-	0.5-1
Jacob Rodriguez	0-4	2.0	1.0-2	-	0.5-1	-	-	-	-	-	0.5-1	-
Dimitri Moore	1-0	1.0	-	1.0-1	-	DNP	-	-	-	-	DNP	DNP
Vidal Scott Jr.	1-0	1.0	-	-	1.0-3	-	-	-	-	-	-	-
Rayshad Williams	1-0	1.0	1.0-2	-	-	-	-	-	-	-	-	-
Myles Cole	0-1	0.5	0.5-1	-	-	-	-	-	-	-	-	-
Malik Dunlap	0-1	0.5	-	-	-	0.5-2	-	-	-	-	-	-

SACKS

Player	UA-A	Total	MUR	UH	NCSU	UT	KState	OSU	WVU	Baylor	TCU	KU
Tyree Wilson	5-4	7	0.5-3	-	2-11	0.5-3	2-16	1-6	0.5-4	-	0.5-4	-
Jesiah Pierre	4-1	4.5	-	-	-	-	-	1-1	-	-	1.5-8	2-12
Tony Bradford Jr.	3-1	3.5	1-8	-	-	0.5-3	1-7	-	-	1-6	-	-
Philip Blidi	2-0	2	2-7	-	-	-	-	-	-	-	-	-
Krishon Merriweather	1-1	1.5	0.5-3	-	-	-	-	1-2	-	-	-	-
Kosi Eldridge	1-1	1.5	-	1-15	-	-	-	-	0.5-4	-	-	-
Marquis Waters	1-0	1	-	-	-	-	-	-	-	-	-	1-11
Dimitri Moore	1-0	1	-	1-1	-	DNP	-	-	-	-	DNP	DNP
Dadrion Taylor-Demerson	1-0	1	-	-	-	-	-	-	-	-	1-3	-
Jaylon Hutchings	1-0	1	-	-	-	-	-	-	-	-	1-8	-

Fumbles Forced

Player	Number	MUR	UH	NCSU	UT	KState	OSU	WVU	Baylor	TCU	KU
Krishon Merriweather	2	-	1	-	1	-	-	-	-	-	-
Dadrion Taylor-Demerson	2	-	-	1	-	1	-	-	-	-	-
Jesiah Pierre	1	-	-	-	-	-	-	-	-	-	1
Jacob Rodriguez	1	-	-	-	-	-	-	1	-	-	-
Tyree Wilson	1	-	-	-	-	1	-	-	-	-	-

Fumbles Recovered

Player	Number	MUR	UH	NCSU	UT	KState	OSU	WVU	Baylor	TCU	KU
Rayshad Williams	1	-	-	-	-	-	-	-	1	-	-
Reggie Pearson	1	-	-	-	1	-	-	-	-	-	-
Tyree Wilson	1	-	-	-	-	1	-	-	-	-	-
Dadrion Taylor-Demerson	1	-	1	-	-	-	-	-	-	-	-
Tyrique Matthews	1	-	-	-	-	-	-	1	-	-	-
Jaylon Hutchings	1	-	-	-	-	-	-	-	-	-	1

TEXAS TECH GAME HIGHS

Texas Tech - Game Highs

RUSHES	54	West Virginia (10/22/2022)
YARDS RUSHING	264	Kansas (11/12/2022)
YARDS PER RUSH	5.5	Kansas (11/12/2022)
TD RUSHES	4	Kansas (11/12/2022)
PASS ATTEMPTS	63	at Oklahoma St. (10/08/2022)
PASS COMPLETIONS	39	at Oklahoma St. (10/08/2022)
YARDS PASSING	472	Murray St. (09/03/2022)
YARDS PER PASS	13.1	Murray St. (09/03/2022)
TD PASSES	6	Murray St. (09/03/2022)
TOTAL PLAYS	104	at Oklahoma St. (10/08/2022)
TOTAL OFFENSE	605	Murray St. (09/03/2022)
YARDS PER PLAY	9.3	Murray St. (09/03/2022)
POINTS	63	Murray St. (09/03/2022)
SACKS BY	4	at TCU (11/05/2022)
	4	Murray St. (09/03/2022)
FIRST DOWNS	35	Houston (09/10/2022)
PENALTIES	9	Murray St. (09/03/2022)
PENALTY YARDS	70	West Virginia (10/22/2022)
TURNOVERS	5	Baylor (10/29/2022)
PUNTS	6	at TCU (11/05/2022)
	6	at NC State (09/17/2022)
PUNTING AVG	54.0	West Virginia (10/22/2022)
LONG PUNT	65	West Virginia (10/22/2022)
PUNTS INSIDE 20	3	at TCU (11/05/2022)
	3	Murray St. (09/03/2022)
LONG PUNT RETURN	20	Texas (09/24/2022)

Texas Tech - Individual Game Highs

RUSHES	21	Donovan Smith vs Houston (09/10/2022)
YARDS RUSHING	107	Tahj Brooks vs West Virginia (10/22/2022)
TD RUSHES	3	Tahj Brooks vs Murray St. (09/03/2022)
LONG RUSH	38	Cam'Ron Valdez at TCU (11/05/2022)
	38	Bryson Donnell vs West Virginia (10/22/2022)
PASS ATTEMPTS	62	Behren Morton at Oklahoma St. (10/08/2022)
PASS COMPLETIONS	39	Behren Morton at Oklahoma St. (10/08/2022)
YARDS PASSING	379	Behren Morton at Oklahoma St. (10/08/2022)
TD PASSES	4	Donovan Smith vs Murray St. (09/03/2022)
LONG PASS	58	Donovan Smith at Kansas St. (10/01/2022)
RECEPTIONS	13	Myles Price vs Texas (09/24/2022)
YARDS RECEIVING	139	Xavier White vs West Virginia (10/22/2022)
TD RECEPTIONS	2	Loic Fouonji vs Murray St. (09/03/2022)
	2	Jerand Bradley vs Murray St. (09/03/2022)
LONG RECEPTION	58	Trey Cleveland at Kansas St. (10/01/2022)
PUNTS	6	Austin McNamara at TCU (11/05/2022)
	6	Austin McNamara at NC State (09/17/2022)
PUNTING AVG	54.0	Austin McNamara vs West Virginia (10/22/2022)
LONG PUNT	65	Austin McNamara vs West Virginia (10/22/2022)
PUNTS INSIDE 20	3	Austin McNamara at TCU (11/05/2022)
	3	Austin McNamara vs Murray St. (09/03/2022)
LONG PUNT RETURN	20	Myles Price vs Texas (09/24/2022)
LONG KICKOFF RETURN	36	Xavier White vs Murray St. (09/03/2022)
TACKLES	17	Krishon Merriweather at Oklahoma St. (10/08/2022)
SACKS	2	Jesiah Pierre vs Kansas (11/12/2022)
	2	Tyree Wilson at Kansas St. (10/01/2022)
	2	Tyree Wilson at NC State (09/17/2022)
	2	Philip Bliidi vs Murray St. (09/03/2022)
TACKLES FOR LOSS	3.5	Tyree Wilson at NC State (09/17/2022)

OPPONENT GAME HIGHS

Opponent - Game Highs

RUSHES	59	Baylor (10/29/2022)
YARDS RUSHING	343	at Kansas St. (10/01/2022)
YARDS PER RUSH	8.8	at Kansas St. (10/01/2022)
TD RUSHES	4	Baylor (10/29/2022)
PASS ATTEMPTS	45	at Oklahoma St. (10/08/2022)
PASS COMPLETIONS	24	West Virginia (10/22/2022)
YARDS PASSING	297	at Oklahoma St. (10/08/2022)
YARDS PER PASS	9.2	Texas (09/24/2022)
TD PASSES	3	Kansas (11/12/2022)
TOTAL PLAYS	89	Baylor (10/29/2022)
TOTAL OFFENSE	525	Kansas (11/12/2022)
YARDS PER PLAY	8.1	Kansas (11/12/2022)
POINTS	45	Baylor (10/29/2022)
SACKS BY	6 6 6	Baylor (10/29/2022) at Kansas St. (10/01/2022) Houston (09/10/2022)
FIRST DOWNS	27	Baylor (10/29/2022)
PENALTIES	12	Houston (09/10/2022)
PENALTY YARDS	126	Houston (09/10/2022)
TURNOVERS	4	West Virginia (10/22/2022)
PUNTS	12	Murray St. (09/03/2022)
PUNTING AVG	51.4	Houston (09/10/2022)
LONG PUNT	67	Houston (09/10/2022)

Opponent - Individual Game Highs

RUSHES	36	Richard Reese vs Baylor (10/29/2022)
YARDS RUSHING	190	Devin Neal vs Kansas (11/12/2022)
TD RUSHES	3 3	Richard Reese vs Baylor (10/29/2022) Adrian Martinez at Kansas St. (10/01/2022)
LONG RUSH	69 69	Deuce Vaughn at Kansas St. (10/01/2022) Adrian Martinez at Kansas St. (10/01/2022)
PASS ATTEMPTS	45	Spencer Sanders at Oklahoma St. (10/08/2022)
PASS COMPLETIONS	23	JT Daniels vs West Virginia (10/22/2022)
YARDS PASSING	297	Spencer Sanders at Oklahoma St. (10/08/2022)
TD PASSES	3	Jason Bean vs Kansas (11/12/2022)
LONG PASS	66	Jason Bean vs Kansas (11/12/2022)
RECEPTIONS	7	Nathaniel Dell vs Houston (09/10/2022)
YARDS RECEIVING	120	Nathaniel Dell vs Houston (09/10/2022)
TD RECEPTIONS	1 1 1 1 1 1 1 1 1 1 1 1 1 1 1	Luke Grimm vs Kansas (11/12/2022) Jared Casey vs Kansas (11/12/2022) Quentin Skinner vs Kansas (11/12/2022) Derius Davis at TCU (11/05/2022) Emari Demercado at TCU (11/05/2022) Hal Presley vs Baylor (10/29/2022) Bryce Ford-Wheaton vs West Virginia (10/22/2022) Bryson Green at Oklahoma St. (10/08/2022) Phillip Brooks at Kansas St. (10/01/2022) Xavier Worthy vs Texas (09/24/2022) Keilan Robinson vs Texas (09/24/2022) Demie Sumo-Karngbaye at NC State (09/17/2022) Matthew Golden vs Houston (09/10/2022) Jacob Bell vs Murray St. (09/03/2022)
LONG RECEPTION	66	Jared Casey vs Kansas (11/12/2022)
FIELD GOALS	4	Tanner Brown at Oklahoma St. (10/08/2022)
LONG FIELD GOALS	48 48	John Mayers vs Baylor (10/29/2022) Bert Auburn vs Texas (09/24/2022)
PUNTS	11	Lewis Halton vs Murray St. (09/03/2022)
PUNTING AVG	51.4	Laine Wilkins vs Houston (09/10/2022)
LONG PUNT	67	Laine Wilkins vs Houston (09/10/2022)

GAME PARTICIPATION

##	Player	GP-GS	MUR	UH	NCSU	UT	KState	OSU	WVU	Baylor	TCU	KU
0	Rayshad Williams	10/10	START	START	START	START	START	START	START	START	START	START
0	Cam'Ron Valdez	2/0	XXX	XXX
1	Krishon Merriweather	10/10	START	START	START	START	START	START	START	START	START	START
1	Myles Price	8/7	START	START	START	START	START	XXX	START	START
2	Reggie Pearson	10/8	START	START	START	START	START	XXX	START	XXX	START	START
2	Behren Morton	8/4	XXX	XXX	XXX	XXX	...	START	START	START	START	...
3	Kobee Minor	10/0	XXX	XXX	XXX	XXX	XXX	XXX	XXX	XXX	XXX	XXX
4	SaRodorick Thompson	10/4	START	START	XXX	XXX	START	START	XXX	XXX	XXX	XXX
5	Chadarius Townsend	2/0	XXX	...	XXX
5	Myles Cole	10/1	XXX	XXX	XXX	START	XXX	XXX	XXX	XXX	XXX	XXX
6	Kosi Eldridge	10/10	START	START	START	START	START	START	START	START	START	START
6	J.J. Sparkman	8/3	XXX	XXX	XXX	START	START	XXX	XXX	START
7	Adrian Frye	6/1	START	XXX	XXX	XXX	XXX	XXX
7	Donovan Smith	10/4	XXX	START	START	START	START	XXX	XXX	XXX	XXX	XXX
8	Jesiah Pierre	10/9	START	START	START	START	XXX	START	START	START	START	START
9	Marquis Waters	10/7	START	START	XXX	START	START	XXX	START	START	START	XXX
9	Jerand Bradley	9/7	START	START	START	START	XXX	START	START	START	XXX	...
10	Trey Cleveland	9/4	XXX	XXX	START	XXX	START	START	XXX	START	...	XXX
10	Cameron White	0/0
11	Dimitri Moore	7/0	XXX	XXX	XXX	...	XXX	XXX	XXX	XXX
12	Tyler Shough	4/2	START	XXX	XXX	START
12	Jalon Peoples	2/0	XXX	XXX
13	Brady Boyd	10/0	XXX	XXX	XXX	XXX	XXX	XXX	XXX	XXX	XXX	XXX
13	Jacob Rodriguez	10/0	XXX	XXX	XXX	XXX	XXX	XXX	XXX	XXX	XXX	XXX
14	Xavier White	10/3	XXX	XXX	XXX	START	XXX	XXX	XXX	START	START	XXX
14	Hut Graham	0/0
15	Cole Boyd	3/0	XXX	...	XXX	XXX
15	Cameron Cantrell	0/0
16	Keyon Blankenbaker	10/0	XXX	XXX	XXX	XXX	XXX	XXX	XXX	XXX	XXX	XXX
16	Jaden Morris	0/0
17	Nate Floyd	1/0	XXX
17	Tavares Elston Jr.	0/0
18	Tyler Owens	9/1	XXX	XXX	XXX	XXX	XXX	START	...	XXX	XXX	XXX
19	Tyree Wilson	10/10	START	START	START	START	START	START	START	START	START	START
19	Loic Fouonji	10/2	START	START	XXX	XXX	XXX	XXX	XXX	XXX	XXX	XXX
20	Gage Elder	0/0
20	Nehemiah Martinez	10/3	XXX	XXX	XXX	START	XXX	START	START	XXX	XXX	XXX
21	Cameron Watts	0/0
21	Tyler King	1/0	XXX
22	Maurion Horn	0/0
22	Bryson Donnell	2/0	XXX	XXX
23	Landon Hullaby	1/0	XXX
24	Malik Dunlap	10/9	XXX	START	START	START	START	START	START	START	START	START
25	Blake Bedwell	2/0	XXX	XXX
25	Dadrion Taylor-Demerson	10/9	START	START	START	XXX	START	START	START	START	START	START
26	Jason Lloyd	2/0	XXX	XXX
26	Sammy Morris IV	1/0	XXX
27	Jon-Jon Davis	0/0
28	Tahj Brooks	10/5	XXX	XXX	START	XXX	XXX	XXX	START	START	START	START
29	Chief Collins	1/0	XXX
30	Jackson Kotts	10/0	XXX	XXX	XXX	XXX	XXX	XXX	XXX	XXX	XXX	XXX
31	Austin McNamara	10/0	XXX	XXX	XXX	XXX	XXX	XXX	XXX	XXX	XXX	XXX
31	Joseph Plunk	10/0	XXX	XXX	XXX	XXX	XXX	XXX	XXX	XXX	XXX	XXX
32	Tyrique Matthews	10/0	XXX	XXX	XXX	XXX	XXX	XXX	XXX	XXX	XXX	XXX
33	Matthew Young	0/0
34	Bryce Robinson	0/0
35	Patrick Curley	10/0	XXX	XXX	XXX	XXX	XXX	XXX	XXX	XXX	XXX	XXX
36	Trey Wolff	10/0	XXX	XXX	XXX	XXX	XXX	XXX	XXX	XXX	XXX	XXX
36	James Grando	0/0
37	Brook Honore	0/0

GAME PARTICIPATION

##	Player	GP-GS	MUR	UH	NCSU	UT	KState	OSU	WVU	Baylor	TCU	KU
38	Jett Whitfield	2/0	XXX	XXX
39	Charles Robinson	2/0	XXX	XXX
40	Wesley Smith	4/0	XXX	XXX	XXX	XXX
41	Ty Kana	2/0	XXX	XXX
42	Vidal Scott Jr.	10/0	XXX	XXX	XXX	XXX	XXX	XXX	XXX	XXX	XXX	XXX
43	Henry Teeter	9/2	START	START	XXX	...	XXX	XXX	XXX	XXX	XXX	XXX
43	Joseph Adedire	9/3	...	XXX	XXX	XXX	XXX	START	XXX	START	XXX	START
45	Drew DeArman	0/0
46	Ben Roberts	2/0	XXX	XXX
47	Tanner Allen	0/0
48	Derrick Lewis II	0/0
49	Charles Esters III	1/0	XXX
50	Michael Shanahan	2/0	XXX	XXX
50	Trent Low	6/0	XXX	XXX	XXX	XXX	XXX	XXX	...
51	Robert Wooten	8/1	...	XXX	...	XXX	START	XXX	XXX	XXX	XXX	XXX
52	Harvey Dyson III	2/0	XXX	XXX
54	Bryce Ramirez	2/1	...	XXX	START
56	Dennis Wilburn	10/10	START	START	START	START	START	START	START	START	START	START
56	Jackson Baggett	2/0	XXX	XXX
58	Jack Tucker	0/0
59	Isaac Smith	8/0	XXX	XXX	XXX	XXX	XXX	XXX	XXX	XXX
61	Jacob Mauch	1/0	XXX
62	Kaden Weatherby	0/0
63	Erik Gray	0/0
64	Jurrien Loftin	0/0
65	Sheridan Wilson	0/0
66	Matt Keeler	10/2	XXX	XXX	XXX	XXX	XXX	XXX	START	START	XXX	XXX
68	Seth Martin	0/0
69	Caleb Rodkey	0/0
70	Weston Wright	9/9	START	START	...	START	START	START	START	START	START	START
71	Monroe Mills	7/7	START	START	START	START	START	START	START
72	Landon Peterson	8/8	START	START	START	START	START	START	START	START
73	Cade Briggs	2/0	XXX	XXX
74	Cole Spencer	0/0
75	Jacoby Jackson	9/3	XXX	...	START	XXX	XXX	XXX	XXX	XXX	START	START
76	Caleb Rogers	10/10	START	START	START	START	START	START	START	START	START	START
77	Ethan Carde	10/0	XXX	XXX	XXX	XXX	XXX	XXX	XXX	XXX	XXX	XXX
78	Larry Moore	0/0
79	Ty Buchanan	4/1	XXX	XXX	XXX	START	...
80	Mason Tharp	10/7	XXX	XXX	START	XXX	START	START	START	START	START	START
82	Drew Hocutt	9/0	XXX	...	XXX	XXX	XXX	XXX	XXX	XXX	XXX	XXX
83	Jack Esparza	0/0
84	Zack McCown	0/0
85	Coy Eakin	2/0	XXX	XXX
86	Jordan Brown	5/0	XXX	XXX	XXX	...	XXX	XXX
87	Haydon Wiginton	1/0	XXX
88	Baylor Cupp	9/3	XXX	XXX	...	XXX	XXX	XXX	START	XXX	START	START
89	Jayden York	10/0	XXX	XXX	XXX	XXX	XXX	XXX	XXX	XXX	XXX	XXX
90	Syncere Massey	0/0
91	Blake Burris	9/0	XXX	XXX	XXX	XXX	XXX	XXX	XXX	XXX	XXX	...
92	L.B. Moore	1/0	XXX
93	Trevon McAlpine	0/0
94	Gabe Oladipo	0/0
95	Jaylon Hutchings	10/10	START	START	START	START	START	START	START	START	START	START
96	Philip Blidi	10/0	XXX	XXX	XXX	XXX	XXX	XXX	XXX	XXX	XXX	XXX
97	Tony Bradford Jr.	10/10	START	START	START	START	START	START	START	START	START	START
98	E'Maurion Banks	1/0	XXX
99	Gino Garcia	3/0	XXX	XXX	XXX
99	Sam Carrell	1/0	XXX

GAME-BY-GAME STARTERS

OFFENSE

GAME	QB	RB	TE	X	Y	H	Z	LT	LG	C	RG	RT
Murray State	Shough	Thompson	Teeter	Bradley	Price	--	Fouonji	Rogers	Wright	Wilburn	Peterson	Mills
Houston	Smith	Thompson	Teeter	Bradley	Price	--	Fouonji	Rogers	Wright	Wilburn	Peterson	Mills
at NC State	Smith	Brooks	Tharp	Bradley	Price	--	Cleveland III	Rogers	Jackson	Wilburn	Peterson	Mills
Texas	Smith	--	White (WR)	Bradley	Price	Martinez	Sparkman	Rogers	Wright	Wilburn	Peterson	Mills
at Kansas State	Smith	Thompson	Tharp	Cleveland III	Price	--	Sparkman	Rogers	Wright	Wilburn	Peterson	Mills
at Oklahoma State	Morton	Thompson	Tharp	Bradley	Martinez	--	Cleveland III	Rogers	Wright	Wilburn	Peterson	Mills
West Virginia	Morton	Brooks	Tharp	Bradley	Martinez	Cupp (TE)	--	Rogers	Wright	Wilburn	Peterson	Keeler
Baylor	Morton	Brooks	Tharp	Bradley	White	--	Cleveland III	Rogers	Wright	Wilburn	Peterson	Keeler
at TCU	Morton	Brooks	Tharp	Price	White	Cupp (TE)	--	Rogers	Wright	Wilburn	Jackson	Buchanan
Kansas	Shough	Brooks	Tharp	Sparkman	Price	Cupp (TE)	--	Rogers	Wright	Wilburn	Jackson	Mills
at Iowa State												
Oklahoma												

DEFENSE

GAME	NT	DT	EDGE	LB-WILL	LB-MIKE	OLB	==	CB	S	S	CB
Murray State	Hutchings	Bradford Jr.	Wilson	Eldridge	Merriweather	Pierre	Waters (STAR)	Williams	Taylor-Demerson	Pearson Jr.	Frye
Houston	Hutchings	Bradford Jr.	Wilson	Eldridge	Merriweather	Pierre	Waters (STAR)	Williams	Taylor-Demerson	Pearson Jr.	Dunlap
at NC State	Hutchings	Bradford Jr.	Wilson	Eldridge	Merriweather	Pierre	Ramirez (OLB)	Williams	Taylor-Demerson	Pearson Jr.	Dunlap
Texas	Hutchings	Bradford Jr.	Wilson	Eldridge	Merriweather	Pierre	Cole (DE)	Williams	Waters	Pearson Jr.	Dunlap
at Kansas State	Hutchings	Bradford Jr.	Wilson	Eldridge	Merriweather	Wooten	Waters (STAR)	Williams	Taylor-Demerson	Pearson Jr.	Dunlap
at Oklahoma State	Hutchings	Bradford Jr.	Wilson	Eldridge	Merriweather	Pierre	Adedire (DL)	Williams	Taylor-Demerson	Owens	Dunlap
West Virginia	Hutchings	Bradford Jr.	Wilson	Eldridge	Merriweather	Pierre	Waters (STAR)	Williams	Taylor-Demerson	Pearson Jr.	Dunlap
Baylor	Hutchings	Bradford Jr.	Wilson	Eldridge	Merriweather	Pierre	Adedire (DL)	Williams	Taylor-Demerson	Waters	Dunlap
at TCU	Hutchings	Bradford Jr.	Wilson	Eldridge	Merriweather	Pierre	Waters (STAR)	Williams	Taylor-Demerson	Pearson Jr.	Dunlap
Kansas	Hutchings	Bradford Jr.	Wilson	Eldridge	Merriweather	Pierre	Adedire (DL)	Williams	Taylor-Demerson	Pearson Jr.	Dunlap
at Iowa State											
Oklahoma											

CAREER STARTS

OFFENSE								DEFENSE							
PLAYER	2018	2019	2020	2021	2022	TOTAL	STREAK	PLAYER	2018	2019	2020	2021	2022	TOTAL	STREAK
Weston Wright	-	8	10	13	9	40	7	Jaylon Hutchings	-	10	10	13	10	43	43
SaRodoric Thompson	-	7	10	6	4	27	-	Tyree Wilson	-	-	5	13	10	28	28
Caleb Rogers	-	-	3	13	10	26	26	Krishon Merriweather	-	-	9	6	10	25	16
Myles Price	-	-	3	9	7	19	2	Adrian Frye	4	11	1	5	1	22	-
Mason Tharp	-	-	-	8	7	15	6	Tony Bradford Jr.	-	2	8	2	10	22	10
Dennis Wilburn	-	-	-	-	10	10	10	Rayshad Williams	-	-	-	12	10	22	22
Landon Peterson	-	-	-	1	8	9	-	Dadrion Taylor-Demerson	-	2	3	7	9	21	6
Ethan Carde	-	-	7	2	-	9	-	Reggie Pearson Jr.	-	-	-	10	8	18	2
Donovan Smith	-	-	-	4	4	8	-	Marquis Waters	-	-	-	4	7	11	-
Jerand Bradley	-	-	-	1	7	8	-	Jesiah Pierre	-	-	-	3	9	12	5
Tahj Brooks	-	-	-	4	5	9	4	Kosi Eldridge	-	-	1	1	10	12	10
Monroe Mills	-	-	-	-	7	7	1	Malik Dunlap	-	-	-	1	9	10	9
Tyler Shough	-	-	-	4	2	6	1	Joseph Adedire	-	-	-	-	3	3	1
Trey Cleveland III	-	-	1	-	4	5	-	Cam White	-	-	1	-	-	1	-
Behren Morton	-	-	-	-	4	4	-	Bryce Ramirez	-	-	-	-	1	1	-
Xavier White	-	-	-	1	3	4	-	Myles Cole	-	-	-	-	1	1	-
Loic Fouonji	-	-	-	1	2	3	-	Robert Wooten	-	-	-	-	1	1	-
Henry Teeter	-	-	-	1	2	3	-	Tyler Owens	-	-	-	-	1	1	-
Nehemiah Martinez	-	-	-	-	3	3	-								
Matt Keeler	-	-	-	-	2	2	-								
JJ Sparkman	-	-	-	-	3	3	1								
Jacoby Jackson	-	-	-	-	3	3	2								
Baylor Cupp	-	-	-	-	3	3	2								
Ty Buchanan	-	-	-	-	1	1	-								
CAREER STARTS AMONG TRANSFERS								CAREER STARTS AMONG TRANSFERS							
PLAYER	Previous School (Starts)				Starts at Tech		Career Total	PLAYER	Previous School (Starts)				Starts at Tech		Career Total
Cole Spencer	Western Kentucky (44)				0		44	Marquis Waters	Duke (35)				11		46
Cade Briggs	New Mexico (24)				0		24	Reggie Pearson Jr.	Wisconsin (13)				18		31
Michael Shanahan	UT-Martin (20)				0		20	Keyon Blakenbaker	Wyoming (27)				0		27
Tyler Shough	Oregon (7)				6		13	Rayshad Williams	UCLA (8)				22		30
Baylor Cupp	Texas A&M (1)				3		4	Tyree Wilson	Texas A&M (0)				28		28
								Dimitri Moore	Vanderbilt/Missouri State (21)				0		21
								Vidal Scott Jr.	Arkansas State (16)				0		16
								Myles Cole	UL-Monroe (12)				1		13
								Tyler Owens	Texas (1)				1		2

GAME-BY-GAME LEADERS

OPPONENT	PASSING YARDS	RUSHES	RUSH YARDS	RECEPTIONS	RECEIVING YARDS	TACKLES	TACKLES FOR LOSS	SACKS
Murray State	221 (Smith)	8 (Donnell)	50 (Brooks)	6 (Bradley)	110 (Fouonji)	7 (Merriweather)	3.0 (Blidi)	2.0 (Blidi)
Houston	350 (Smith)	21 (Smith)	78 (Brooks)	6 (Bradley)	78 (Price)	7 (Three players)	1.5 (Blidi)	1.0 (Moore, Eldridge)
N.C. State	214 (Smith)	11 (Smith)	39 (Thompson)	5 (Brooks)	50 (Price)	11 (Wilson)	3.5 (Wilson)	2.0 (Wilson)
Texas	331 (Smith)	17 (Thompson)	70 (Thompson)	13 (Price)	98 (Price)	8 (Merriweather)	1.5 (Waters)	0.5 (Wilson, Bradford Jr.)
Kansas State	359 (Smith)	18 (Smith)	55 (Thompson)	9 (White)	120 (White)	7 (Merriweather)	2.0 (Wilson)	2.0 (Wilson)
Oklahoma State	379 (Morton)	20 (Thompson)	87 (Thompson)	9 (Cleveland)	119 (Bradley)	17 (Merriweather)	1.0 (6 players)	3.0 (3 players)
West Virginia	325 (Morton)	17 (Brooks)	107 (Brooks)	8 (White)	139 (White)	7 (Three players)	3.0 (Waters)	0.5 (Eldridge, Wilson)
Baylor	152 (Morton)	16 (Brooks)	98 (Brooks)	2 (Four players)	45 (White)	12 (Eldridge, Merriweather)	3.0 (Bradford Jr.)	1.0 (Bradford Jr.)
TCU	79 (Morton)	10 (Brooks)	71 (Valdez)	3 (Two players)	54 (Bradley)	11 (Merriweather)	2.5 (Pierre)	1.5 (Pierre)
Kansas	246 (Shough)	16 (Brooks)	76 (Shough)	5 (Two players)	70 (White)	9 (Merriweather)	2.0 (Two players)	2.0 (Pierre)
Iowa State								
Oklahoma								

MISCELLANEOUS TRENDS

OPENING DRIVE - OFFENSE

OPPONENT	1st	2nd
	Half	Half
Murray State	Touchdown	Touchdown
Houston	Field Goal	Punt
at N.C. State	Punt	Punt
Texas	Touchdown	Turnover on Downs
at Kansas State	Punt	Punt
at Oklahoma State	Touchdown	Touchdown
West Virginia	Touchdown	Touchdown
Baylor	Turnover on Downs	Interception
at TCU	Punt	Punt
Kansas	Touchdown	Punt
at Iowa State	--	--
Oklahoma	--	--

OPENING DRIVE - DEFENSE

OPPONENT	1st	2nd
	Half	Half
Murray State	Punt	Punt
Houston	Punt	Touchdown
at N.C. State	Punt	Punt
Texas	Touchdown	Turnover on Downs
at Kansas State	Touchdown	Punt
at Oklahoma State	Touchdown	Field Goal
West Virginia	Punt	Interception
Baylor	Turnover on Downs	Touchdown
at TCU	Turnover on Downs	Punt
Kansas	Touchdown	Missed FG
at Iowa State	--	--
Oklahoma	--	---

RED RAIDERS ON COIN FLIPS

OPPONENT	Coin	Decision	Result
	Flip		
Murray State	L	Opp. Received	W, 63-10
Houston	L	Opp. Deferred	W, 33-30
at N.C. State	L	Opp. Deferred	L, 27-14
Texas	W	Deferred	W, 37-34 (OT)
at Kansas State	L	Opp. Received	L, 37-28
at Oklahoma State	W	Received	L, 41-31
West Virginia	L	Opp. Deferred	W, 48-10
Baylor	W	Deferred	L, 45-17
at TCU	L	Opp. Deferred	L, 34-24
Kansas	L	Opp. Deferred	W, 43-28
at Iowa State	-	--	--
Oklahoma	-	--	--

GAME-OPENING DRIVES

OPPONENT	TEXAS TECH			OPPONENTS		
	PTS	PLAYS	YDS	PTS	PLAYS	YDS
Murray State	7	4	94	0	6	18
Houston	3	9	68	0	3	9
at N.C. State	0	3	1	0	5	19
Texas	7	18	75	7	3	27
at Kansas State	0	5	9	7	2	75
at Oklahoma State	7	11	75	7	2	34
West Virginia	7	8	75	0	3	3
Baylor	0	7	18	0	10	33
at TCU	0	3	3	0	10	60
Kansas	7	8	75	7	4	75
at Iowa State	-	-	-	-	-	-
Oklahoma	-	-	-	-	-	-

SECOND HALF OPENING DRIVES

OPPONENT	TEXAS TECH			OPPONENTS		
	PTS	PLAYS	YDS	PTS	PLAYS	YDS
Murray State	7	5	63	0	3	-1
Houston	0	7	22	7	6	67
at N.C. State	0	7	22	0	3	1
Texas	0	4	5	0	4	8
at Kansas State	0	6	15	0	3	0
at Oklahoma State	7	8	65	3	12	58
West Virginia	7	2	58	0	3	-8
Baylor	0	2	-7	7	7	34
at TCU	0	3	3	0	3	1
Kansas	0	5	6	0	14	56
at Iowa State	-	-	-	-	-	-
Oklahoma	-	-	-	-	-	-

GIVEAWAYS/TAKEAWAYS

OPPONENT	GIVEAWAY			TAKEAWAY			Dif.
	Fum	Int	Tot	Fum	Int	Tot	
Murray State	0	1	1	0	0	0	-1
Houston	0	3	3	1	1	2	-1
at N.C. State	1	3	4	1	0	1	-2
Texas	0	0	0	1	1	2	+2
at Kansas State	2	2	4	1	0	1	-3
at Oklahoma State	0	1	1	0	0	0	-1
West Virginia	0	0	0	1	3	4	+4
Baylor	0	5	5	1	0	1	-4
at TCU	0	1	1	0	0	0	-1
Kansas	0	0	0	1	1	2	+2
at Iowa State	-	-	-	-	-	-	-
Oklahoma	-	-	-	-	-	-	-
TOTALS	-	-	-	-	-	-	-

SCORING DRIVE ANALYSIS

YARDAGE	TEXAS TECH		OPPONENTS	
	TD	FG	TD	FG
No Drive	--	--	2	--
Negative Yards	--	--	--	--
0-9	1	--	--	1
10-19	--	--	--	2
20-29	2	1	3	4
30-39	4	2	4	1
40-49	2	6	2	4
50-59	3	2	2	1
60-69	7	3	5	3
70-79	13	1	12	2
80-89	6	--	2	--
90-99	3	--	--	--
TOTALS	42	15	32	18

THREE-AND-OUTS

OPPONENT	TEXAS TECH	OPPONENTS
	3-& Outs/Drives	3-& Outs/Drives
Murray State	3/15	10/15
Houston	2/16	2/16
at N.C. State	4/13	5/13
Texas	2/12	2/12
at Kansas State	1/15	4/14
at Oklahoma State	4/14	3/14
West Virginia	1/13	3/12
Baylor	2/14	1/12
at TCU	2/14	3/13
Kansas	1/13	1/12
at Iowa State	-/-	-/-
Oklahoma	-/-	-/-
TOTALS	22/137	34/133

SPECIAL TEAMS TACKLES

(All tackles on Special Teams coverage)			
Player	Total	KO	Punt
Knotts, Jackson	1	0	1
Merriweather, Krishon	2	2	0
Owens, Tyler	5	3	2
Martinez, Nehemiah	1	1	0
Ramirez, Bryce	1	1	0
Curley, Patrick	2	1	1
Matthews, Tyrique	2	1	1
Sparkman, JJ	1	1	0
Pearson, Reggie	1	1	0
Wolff, Trey	1	1	0
Frye, Adrian	1	1	0
Low, Trent	1	1	0
Smith, Isaac	1	0	1
Williams, Rayshad	1	0	1
Rodriguez, Jacob	2	2	0
Taylor-Demerson, Dadrion	1	1	0
TOTALS	24	17	7

TEXAS TECH SCORING DRIVES

Murray State <i>drive superlatives →</i> <i>most yards →</i>	No. of Plays	Total Yards	Drive Time	Type of Score	Score QTR/Time	Scoring Play
	4	94	1:20	TD	1st/10:34	Founji 30 yard rec
	4	59	1:07	TD	1st/7:28	Brooks 14 yard run
	11	75	2:54	TD	2nd/14:35	Bradley 30 yard rec
	1	39	0:16	TD	2nd/13:39	Founji 39 yard rec
	8	32	3:01	TD	2nd/8:30	Brooks 3 yard run
	6	80	1:59	TD	2nd/2:26	Brooks 23 yard run
	5	63	2:12	TD	3rd/12:38	Thompson 30 yard rec
	3	47	0:59	TD	3rd/9:34	Bradley 14 yard rec
	2	35	0:27	TD	4th/13:40	Tharp 21 yard rec
Houston	Plays	Yards	Time	Score	QTR/Time	Scoring Play
	9	68	3:34	FG	1st/11:26	Wolff 25 yard FG
	4	65	1:07	TD	2nd/10:10	Martinez 43 yard rec
	4	69	0:41	TD	2nd/0:18	Price 54 yard rec
	6	46	0:34	FG	4th/0:03	Wolff 47 yard FG
	6	25	0:00	TD	OT 1	Brooks 4 yard run
	4	25	0:00	TD	OT 2	Smith 9 yard run
N.C. State	Plays	Yards	Time	Score	QTR/Time	Scoring Play
	4	60	1:14	TD	2nd/0:50	Price 24 yard rec
	12	75	3:34	TD	4th/10:46	Smith 3 yard run
Texas	Plays	Yards	Time	Score	QTR/Time	Scoring Play
<i>most plays/time →</i>	18	75	7:55	TD	1st/5:41	Smith 4 yard run
	13	83	4:46	TD	2nd/12:06	Brooks 17 yard rec
	15	59	4:32	FG	3rd/8:16	Wolff 27 yard FG
	10	75	2:32	TD	3rd/1:55	Thompson 1 yard run
	5	30	1:29	TD	4th/7:54	Cupp 19 yard rec
	11	56	5:05	FG	4th/0:21	Wolff 45 yard FG
	5	23	0:00	FG	OT	Wolff 20 yard FG
Kansas State	Plays	Yards	Time	Score	QTR/Time	Scoring Play
	9	86	2:43	TD	2nd/1:24	Martinez 6 yard rec
	4	37	0:21	FG	2nd/0:00	Wolff 51 yard FG
	8	46	2:42	FG	3rd/2:42	Wolff 39 yard FG
	7	75	2:56	TD	3rd/3:08	White 12 yard rec
	13	75	3:31	TD	4th/2:23	Smith 3 yard run
Oklahoma State	Plays	Yards	Time	Score	QTR/Time	Scoring Play
	11	75	2:43	TD	1st/12:17	Bradley 27 yard rec
	10	81	2:11	TD	1st/0:20	Morton 9 yard run
	8	64	2:06	TD	2nd/12:33	White 4 yard rec
<i>most plays →</i>	18	70	6:43	FG	2nd/0:35	Wolff 23 yard FG
	8	65	2:43	TD	3rd/8:42	Thompson 2 yard run
West Virginia	Plays	Yards	Time	Score	QTR/Time	Scoring Play
	8	75	1:37	TD	1st/13:23	Brooks 19 yard run
	16	80	3:44	TD	1st/8:35	Brooks 1 yard run
	12	47	3:20	FG	2nd/12:25	Wolff 46 yard FG
	2	58	0:41	TD	3rd/13:14	White 55 yard rec
	12	91	3:07	TD	3rd/6:56	Founji 12 yard rec
	8	50	2:14	TD	4th/14:46	Thompson 13 yard run
	8	48	2:42	FG	4th/11:58	Wolff 26 yard FG
	14	84	7:48	TD	4th/2:33	Boyd 2 yard rec
Baylor	Plays	Yards	Time	Score	QTR/Time	Scoring Play
	6	48	1:33	FG	2nd/8:09	Wolff 33 yard FG
	15	75	3:35	TD	3rd/7:34	Teeter 1 yard rec
	8	41	2:09	TD	3rd/2:46	Morton 8 yard run
TCU	Plays	Yards	Time	Score	QTR/Time	Scoring Play
	3	80	0:41	TD	1st/5:13	Bradley 47 yard rec
	9	43	3:28	FG	1st/0:00	Wolff 29 yard FG
	9	77	2:36	TD	3rd/8:38	Sparkman 33 yard rec
	7	96	1:48	TD	4th/1:46	Shough 3 yard run
Kansas	Plays	Yards	Time	Score	QTR/Time	Scoring Play
	8	75	3:09	TD	1st/11:51	Smith 3 yard run
	12	60	3:47	FG	1st/5:53	Wolff 33 yard FG
	6	76	2:26	TD	1st/0:48	Thompson 37 yard run
	12	61	3:51	TD	2nd/9:36	Tharp 1 yard rec
	3	35	0:10	FG	2nd/0:03	Wolff 51 yard FG
	9	79	3:40	TD	3rd/14:52	Shough 9 yard run
	9	63	3:47	FG	4th/4:19	Wolff 30 yard FG
	3	8	0:36	TD	4th/3:33	Brooks 5 yard run
Iowa State	Plays	Yards	Time	Score	QTR/Time	Scoring Play
Oklahoma	Plays	Yards	Time	Score	QTR/Time	Scoring Play

OPPONENT SCORING DRIVES

Murray State <i>drive superlatives →</i>	No. of Plays	Total Yards	Drive Time	Type of Score	Score QTR/Time	Scoring Play
	9	62	4:59	FG	1st/2:29	Baum 31 yard FG
	4	75	1:06	TD	2nd/13:29	Bell 54 yard rec
Houston	Plays	Yards	Time	Score	QTR/Time	Scoring Play
	7	12	1:49	FG	2nd/11:17	Baxa 24 yard FG
	4	67	1:36	TD	3rd/13:24	Campbell 2 yard run
	4	3	0:20	FG	4th/0:37	Baxa 35 yard FG
	5	25	0:00	TD	OT 1	Golden 15 yard rec
	7	22	0:00	FG	OT 2	Baxa 20 yard FG
N.C. State	Plays	Yards	Time	Score	QTR/Time	Scoring Play
	7	1	3:35	FG	1st/7:39	Dunn 29 yard FG
	6	26	3:27	FG	1st/2:29	Dunn 47 yard FG
	4	43	1:41	TD	2nd/10:13	Sumo-Karngbaye 14 yard run
	1	38	0:08	TD	4th/14:20	Sumo-Karngbaye 38 yard rec
Texas	Plays	Yards	Time	Score	QTR/Time	Scoring Play
	3	63	1:24	TD	1st/13:36	K. Robinson 35 yard rec
	10	43	3:49	FG	1st/1:52	Auburn 40 yard FG
	6	69	2:29	TD	2nd/6:07	Worthy 39 yard rec
<i>most yards →</i>	12	82	4:11	TD	2nd/0:24	B. Robinson 8 yard run
	8	75	3:49	TD	3rd/4:27	B. Robinson 40 yard run
	4	46	0:21	FG	4th/0:00	Auburn 48 yard FG
Kansas State	Plays	Yards	Time	Score	QTR/Time	Scoring Play
	2	75	0:40	TD	1st/14:20	Martinez 18 yard run
<i>most time →</i>	14	72	7:50	FG	1st/4:57	Tennant 29 yard FG
	6	25	3:01	FG	1st/0:24	Tennant 26 yard FG
	2	77	1:03	TD	3rd/6:04	Brooks 18 yard rec
	3	76	1:16	TD	4th/13:34	Martinez 69 yard run
	6	26	2:36	FG	4th/9:07	Tennant 32 yard FG
	4	27	2:33	TD	4th/5:54	Martinez 12 yard run
Oklahoma State	Plays	Yards	Time	Score	QTR/Time	Scoring Play
	2	34	0:29	TD	1st/11:48	Green 32 yard rec
	6	63	1:29	TD	1st/5:03	Sanders 14 yard run
	7	43	1:28	FG	1st/2:31	Brown 42 yard FG
<i>most plays →</i>	16	68	5:15	FG	2nd/7:18	Brown 22 yard FG
	12	58	3:35	FG	3rd/11:25	Brown 34 yard FG
	7	53	2:19	TD	3rd/3:18	Sanders 2 yard run
	7	12	2:12	FG	3rd/0:03	Brown 24 yard FG
	11	57	3:50	TD	4th/2:27	Richardson 7 yard run
West Virginia	Plays	Yards	Time	Score	QTR/Time	Scoring Play
<i>most time →</i>	15	61	7:50	FG	1st/0:45	Legg 46 yard FG
	6	75	1:51	TD	3td/5:05	Ford-Wheaton 28 yard rec
Baylor	Plays	Yards	Time	Score	QTR/Time	Scoring Play
	9	30	4:06	FG	1st/4:39	Mayers 48 yard FG
	9	75	4:30	TD	2nd/3:39	Reese 1 yard run
	10	74	1:38	TD	2nd/0:13	Reese 2 yard run
	7	34	3:07	TD	3rd/11:09	Presley 9 yard rec
	11	75	5:00	TD	4th/12:46	Reese 1 yard run
	3	26	1:38	TD	4th/0:45	Jones 17 yard run
TCU	Plays	Yards	Time	Score	QTR/Time	Scoring Play
	7	54	2:54	FG	2nd/11:58	Kell 40 yard FG
	11	71	3:55	FG	2nd/0:09	Kell 30 yard FG
	10	81	4:12	TD	4th/13:25	Miller 2 yard run
	3	34	1:28	TD	4th/10:53	Davis 23 yard rec
	6	45	3:42	TD	4th/5:46	Demarcado 16 yard rec
Kansas	Plays	Yards	Time	Score	QTR/Time	Scoring Play
	4	75	2:11	TD	1st/9:40	Casey 66 yard rec
	7	77	3:52	TD	2nd/5:44	Bean 16 yard run
	4	73	1:47	TD	2nd/2:31	Grimm 3 yard rec
	6	60	1:38	TD	4th/8:06	Skinner 20 yard rec
Iowa State	Plays	Yards	Time	Score	QTR/Time	Scoring Play
Oklahoma	Plays	Yards	Time	Score	QTR/Time	Scoring Play

EXPLOSIVE PLAYS - 20-PLUS YARDS

Yards	Opponent	Play	Result
58	K-State	Pass from Smith to Cleveland	First Down
55	West Virginia	Pass from Morton to White	Touchdown
54	Houston	Pass from Smith to Price	Touchdown
47	Kansas	Pass from Shough to White	First Down
47	TCU	Pass from Morton to Bradley	Touchdown
43	Houston	Pass from Smith to Martinez	Touchdown
39	Baylor	Pass from Morton to White	First Down
39	Murray State	Pass from Shough to Bradley	First Down
39	Murray State	Pass from Smith to Fouonji	Touchdown
38	TCU	Valdez rush	First Down
38	West Virginia	Donnell rush	First Down
38	NC State	Pass from Morton to White	First Down
36	Kansas	Thompson rush	Touchdown
36	Oklahoma State	Pass from Morton to Cleveland	First Down
36	Murray State	Kick Return from Xavier White	--
35	Kansas	Pass from Shough to Cleveland	First Down
35	Texas	Pass from Smith to Cleveland	First Down
35	Murray State	Kick Return from Xavier White	--
34	Kansas	Pass from Shough to Martinez	First Down
33	TCU	Pass from Shough to Sparkman	Touchdown
33	Murray State	Pass from Shough to Fouonji	First Down
31	Baylor	Brooks rush	First Down
31	Oklahoma State	Pass from Morton to Bradley	First Down
20	TCU	Valdez rush	First Down
30	Murray State	Pass from Shough to Fouonji	Touchdown
30	Murray State	Pass from Smith to Bradley	Touchdown
30	Murray State	Pass from Smith to Thompson	Touchdown
29	West Virginia	Pass from Morton to White	First Down
27	Baylor	Pass from Morton to Bradley	First Down
27	West Virginia	Pass from Morton to White	First Down
27	Oklahoma State	Pass from Morton to Bradley	Touchdown
27	Houston	Smith rush	First Down
26	K-State	Smith rush	First Down
26	Texas	Pass from Smith to Price	First Down
25	K-State	Pass from Smith to White	First Down
24	TCU	Rush from Thompson	First Down
24	Texas	Pass from Smith to Cupp	First Down
24	NC State	Pass from Smith to Price	Touchdown
24	Murray State	Rush from Thompson	First Down
24	Murray State	Pass from Morton to Martinez	First Down
23	West Virginia	Pass from Smith to Teeter	First Down
23	K-State	Thompson rush	First Down
23	Murray State	Pass from Shough to Teeter	First Down
23	Murray State	Brooks rush	Touchdown
21	TCU	Brooks rush	First Down
21	Oklahoma State	Pass from Morton to Bradley	First Down
21	Murray State	Pass from Morton to Tharp	Touchdown
21	Houston	Pass from Smith to Bradley	First Down
22	Houston	Smith rush	First Down
22	K-State	Pass from Smith to White	First Down
20	West Virginia	Brooks rush	First Down
20	Oklahoma State	Pass from Morton to Cleveland	First Down
20	Murray State	Pass from Smith to Cupp	First Down
20	K-State	Pass from Smith to Cleveland	First Down
20	K-State	Pass from Smith to Cleveland	First Down

EXPLOSIVE PLAYS BY THE NUMBERS

	Texas Tech Long Plays			Opponent Long Plays		
	Rush	Pass	Total	Rush	Pass	Total
Murray State	2	10	12	0	5	5
Houston	2	3	5	0	3	3
N.C. State	0	2	2	0	2	2
Texas	0	3	3	2	5	7
Kansas State	1	6	7	3	1	4
Oklahoma State	0	5	5	0	6	6
West Virginia	2	4	6	0	2	2
Baylor	1	2	3	0	4	4
TCU	4	2	6	3	5	8
Kansas	1	3	4	3	5	8
Iowa State	--	--	--	--	--	--
Oklahoma	--	--	--	--	--	--
Totals	13	40	53	11	38	49

LONGEST PLAYS BY THE NUMBERS

Long Plays by Yards	NO.	TD
100+	0	0
90-99	0	0
80-89	0	0
70-79	0	0
60-69	0	0
50-59	3	2
40-49	3	2
30-39	19	6
20-29	25	4

OPPONENT EXPLOSIVE PLAYS - 20-PLUS YARDS

Yards	Opponent	Play	Result
69	K-State	Vaughn rush	First Down
69	K-State	Martinez rush	Touchdown
66	Kansas	Pass from Bean to Casey	Touchdown
63	Kansas	Neal rush	First Down
63	Houston	Pass from Tune to Dell	First Down
60	Kansas	Pass from Bean to Arnold	Touchdown
57	K-State	Martinez rush	First Down
54	Murray State	Pass from Williams to Bell	Touchdown
51	Murray State	Pass from Williams to Brooks	First Down
50	TCU	Miller rush	First Down
40	Kansas	Thomas rush	First Down
40	Texas	Robinson rush	Touchdown
39	Texas	Pass from Card to Worthy	Touchdown
38	TCU	Pass from Duggan to Williams	First Down
38	NC State	Pass from Thomas to Sumo-Karngbaye	Touchdown
35	Texas	Pass from Card to K. Robinson	Touchdown
35	Houston	Pass from Tune to Campbell	First Down
33	Kansas	Neal rush	First Down
33	Murray State	Pass from Williams to Rearden	First Down
32	Oklahoma State	Pass from Sanders to Green	Touchdown
32	Oklahoma State	Pass from Sanders to Green	First Down
31	Kansas	Pass from Bean to Arnold	First Down
30	TCU	Pass from Duggan to Barber	First Down
30	Baylor	Pass from Shapen to Presley	First Down
30	Baylor	Pass from Shapen to Holmes	First Down
28	West Virginia	Pass from Daniels to Ford-Wheaton	Touchdown
28	Oklahoma State	Pass from Sanders to Green	First Down
28	Texas	Pass from Card to Milton	First Down
27	TCU	Miller rush	First Down
26	NC State	Pass from Leary to Sumo-Karngbaye	Lost Fumble
25	Baylor	Pass from Shapen to Sims	First Down
24	Oklahoma State	Pass from Sanders to Bray	First Down
23	Kansas	Pass from Bean to Fairchild	First Down
23	TCU	Pass from Duggan to Davis	Touchdown
23	Baylor	Pass from Shapen to Holmes	First Down
23	Oklahoma State	Pass from Sanders to Presley	First Down
23	Oklahoma State	Pass from Sanders to Richardson	First Down
23	Texas	Pass from Card to Johnson	First Down
22	West Virginia	Pass from Daniels to Ford-Wheaton	First Down
22	Texas	Card run	First Down
22	Texas	Pass from Card to B. Robinson	First Down
24	Murray State	Pass from Williams to Dallas	First Down
22	Murray State	Pass from Williams to Bell	First Down
21	TCU	Pass from Duggan to Barber	First Down
21	Houston	Pass from Tune to Dell	First Down
20	Kansas	Pass from Bean to Skinner	Touchdown
20	TCU	Pass from Duggan to Henderson	First Down
20	TCU	Bailey rush	First Down
20	K-State	Pass from Martinez to Warner	First Down

LONGEST PLAYS BY TYPE

Long Plays by Type (20+)	NO.	TD
Rushing	13	2
Passing	40	12
Punt returns	0	0
Kick returns	4	0
Interceptions	0	0
Fumble returns	0	0
Other	0	0
TOTAL	57	14

LONGEST PLAYS OF THE YEAR

Rushing	38 (2x)	Last by Valdez vs TCU
Rushing Touchdown	36	Thompson vs Kansas
Passing	58	Donovan Smith vs. Houston
Passing Touchdown	55	Morton to White vs West Virginia
Punt Return	19	Drew Hocutt vs. Murray State
Kick Return	36	Xavier White vs. Murray State
Interception Return	25	Reggie Pearson vs. Texas
Punt	65	Austin McNamara vs. West Virginia
Field Goal	51 (2x)	Last vs Kansas

STAT NOTABLES

OFFENSIVE STAT NOTABLES

CAREER 100+ RUSHING YARD GAMES

Tahj Brooks (4)

Date	Rush Yards	Opponent
Sept. 4, 2021	134	Houston
Sept. 11, 2021	103	Stephen F. Austin
Dec. 28, 2021	107	Mississippi State
Oct. 22, 2022	107	West Virginia

SaRodorick Thompson (5)

Date	Rush Yards	Opponent
Oct. 12, 2019	153	Baylor
Sept. 12, 2020	118	Houston Baptist
Sept. 26, 2020	119	Texas
Nov. 28, 2020	133	Oklahoma State
Oct. 9, 2021	118	TCU

Xavier White (3)

Date	Rush Yards	Opponent
Oct. 3, 2020	113	Kansas State
Dec. 5, 2020	135	Kansas

GAMES WITH A RUSHING TD

Player	'18	'19	'20	'21	'22	Career
Thompson, SaRodorick	2	8	5	6	4	25
Brooks, Tahj	--	--	3	5	4	12
White, Xavier	--	--	2	3	--	5
Shough, Tyler	--	--	2*	2	2	6
Smith, Donovan	--	--	--	3	3	6
Price, Myles	--	--	1	1	--	2
Townsend, Chadarius	--	--	1	--	--	1
Morton, Behren	--	--	--	--	2	2

GAMES WITH MULTIPLE RUSHING TDs

Player	'18	'19	'20	'21	'22	Career
Thompson, SaRodorick	1	4	3	3	--	11
Brooks, Tahj	--	--	1	2	2	5

CAREER 100+ RECEIVING YARD GAMES

Jerand Bradley (2)

Date	Rec. Yards	Opponent
Sept. 3, 2022	108	Murray State
Oct. 8, 2022	119	Oklahoma State

Loic Fouonji (1)

Date	Rec. Yards	Opponent
Sept. 3, 2022	110	Murray State

Myles Price (1)

Date	Rec. Yards	Opponent
Nov. 13, 2021	175	Iowa State

Xavier White (3)

Date	Rec. Yards	Opponent
Aug. 31, 2018	107	Montana State
Oct. 1, 2022	120	K-State
Oct. 22, 2022	139	West Virginia

Trey Cleveland (1)

Date	Rec. Yards	Opponent
Oct. 8, 2022	100	Oklahoma State

CAREER GAMES WITH A RECEIVING TD

Player	'18	'19	'20	'21	'22	Career
Price, Myles	--	--	1	2	2	5
White, Xavier	--	1	--	1	3	5
Cleveland, Trey	--	--	1	1	1	3
Fouonji, Loic	--	--	1	1	3	5
Sparkman, J.J.	--	--	--	2	1	3
Bradley, Jerand	--	--	--	--	4	4
Martinez, Nehemiah	--	--	--	--	2	2
Brooks, Tahj	--	--	--	--	1	1
Boyd, Brady	--	--	--	--	1	1
Teeter, Henry	--	--	--	--	1	1
Tharp, Mason	--	--	--	--	2	2

CAREER GAMES WITH MULTIPLE RECEIVING TDs

Player	'18	'19	'20	'21	'22	Career
Bradley, Jerand	--	--	--	--	1	1
Fouonji, Loic	--	--	--	--	1	1

* Indicates games played prior to arrival at Texas Tech

2022 ALL-PURPOSE SINGLE GAME LEADERS

Player	APP Yards	Opponent
Xavier White	167	at Kansas State
Xavier White	141	West Virginia
Nehemiah Martinez	120	at NC State
Jerand Bradley	119	at Oklahoma State
Myles Price	118	Texas
Tahj Brooks	115	Baylor
Tahj Brooks	113	West Virginia
Tahj Brooks	112	Houston

DEFENSIVE STAT NOTABLES

CAREER GAMES WITH 10+ TACKLES

Krishon Merriweather (5)

Date	Tackles	Opponent
Sept. 12, 2020	12	Houston Baptist
Dec. 5, 2020	12	Kansas
Oct. 8, 2022	17	Oklahoma State
Oct. 29, 2022	12	Baylor
Nov. 5, 2022	11	TCU

Reggie Pearson (2)

Date	Tackles	Opponent
Nov. 16, 2019	10	Nebraska*
Nov. 27, 2021	11	Baylor

Marquis Waters (4)

Date	Tackles	Opponent
Oct. 27, 2018	10	at Pittsburgh*
Nov. 23, 2019	13	at Wake Forest*
Oct. 3, 2020	10	Virginia Tech*
Nov. 7, 2020	10	North Carolina*

Tyree Wilson (2)

Date	Tackles	Opponent
Sept. 17, 2022	11	at NC State
Oct. 29, 2022	10	Baylor

Kosi Eldridge (1)

Date	Tackles	Opponent
Oct. 29, 2022	12	Baylor

* Indicates games played prior to arrival at Texas Tech

TURNOVER CHART

Opponent	Forced by Texas Tech					Forced by Opponent				
	Fum	Int	Tot	Pts Off	Margin	Fum	Int	Tot	Pts Off	
Murray State	0	0	0	0	-1	0	1	1	0	
Houston	1	1	2	0	-1	1	3	3	10	
N.C. State	1	0	1	0	-2	0	3	3	10	
Texas	1	1	2	3	+2	2	0	0	0	
Kansas State	1	0	1	0	-3	2	2	4	0	
Oklahoma State	0	0	0	0	-1	1	1	1	3	
West Virginia	1	3	4	17	+4	1	0	0	0	
Baylor	1	0	1	7	-4	0	5	5	14	
TCU	0	0	0	0	-1	0	1	1	0	
Kansas	1	1	2	3	+2	0	0	0	0	
Iowa State	--	--	--	--	--	--	--	--	--	
Oklahoma	--	--	--	--	--	--	--	--	--	
Total	--	--	--	--	--	--	--	--	--	

REDZONE CHART

Opponent	Texas Tech					Opponents				
	No.	TD	Run/Pass	FG	Score%	No.	TD	FG	Score%	
Murray State	4	3	2/1	0	75.0	2	0	1	50.0	
Houston	4	2	2/0	1	75.0	6	2	3	83.0	
N.C. State	1	1	1/0	--	100.0	2	1	1	100.0	
Texas	5	4	2/2	1	83.0	2	1	1	100.0	
Kansas State	3	3	1/2	0	75.0	6	3	3	100.0	
Oklahoma State	4	3	2/1	1	100.0	6	3	3	100.0	
West Virginia	6	5	3/2	1	100.0	1	0	1	100.0	
Baylor	3	2	1/1	1	100.0	5	5	0	100.0	
TCU	2	1	1/0	1	100.0	6	2	1	50.0	
Kansas	6	4	3/1	2	100.0	6	3	0	50.0	
Iowa State	--	--	--	--	--	--	--	--	--	
Oklahoma	--	--	--	--	--	--	--	--	--	

GAME-BY-GAME SPECIALIST STATS

FIELD GOALS

(Made), Missed, Blocked	#36 Wolff
Murray State	--
Houston	(25), 45, (47)
N.C. State	--
Texas	(20), (27), (45)
Kansas State	(51), (39), 42
Oklahoma State	44, (23)
West Virginia	(46), (26)
Baylor	(33)
TCU	(29)
Kansas	(33), (51), (30)
Iowa State	--
Oklahoma	--

PUNTING

Number-Avg./i20/50+	#31 McNamara
Murray State	4-45.8 / 3 / 2
Houston	4-44.5 / 2 / 1
N.C. State	6-41.2 / 1 / 1
Texas	2-42.5 / 1 / 1
Kansas State	3-45.3 / 1 / 1
Oklahoma State	4-41.5 / 0 / 0
West Virginia	2-54.0 / 1 / 1
Baylor	2-48.0 / 1 / 1
TCU	6-47.0 / 3 / 4
Kansas	3-46.7 / 0 / 1
Iowa State	--
Oklahoma	--

GAME RECAPS - GAME 1

Murray State	3	7	0	0	-	10
Texas Tech	14	28	14	7	-	63

Jones AT&T Stadium | Lubbock, Texas | 7 p.m. | Big 12 Now on ESPN+ | Attendance: 58,823



TEXAS TECH ROUTS MURRAY STATE 63-10 IN MCGUIRE'S DEBUT

LUBBOCK, Texas (AP) — Donovan Smith came off the bench to throw four touchdown passes, Tahj Brooks ran for three scores and Texas Tech blew out lower-division Murray State 63-10 in coach Joey McGuire's debut Saturday night.

Smith had scoring tosses on his first two passes after replacing Tyler Shough in the first half. McGuire indicated he planned to play both, but said at halftime Shough was injured and probably wouldn't return. Shough was on the sideline in the second half with a sling on his left (non-throwing) shoulder.

Brooks finished with 50 yards and scoring runs of 14, 3 and 23 yards, the last giving the Red Raiders a 42-10 lead late in the first half on the way to their 23rd consecutive victory in a home opener.

Texas Tech's first meeting with Murray State and 20th consecutive victory over an FCS opponent was similar to the lower-division matchups from 2010-19, when the average margin of victory was 40 points

McGuire, a lifelong Texan who was a Baylor assistant the past five years after winning three Texas high school state championships, didn't have to worry for long about becoming the fifth consecutive Texas Tech coach since 2000 to win his opener.

Murray State quarterback DJ Williams, the Ohio Valley Conference freshman of the year last season, sustained an apparent right leg injury on the final play of the first half.

Williams was scrambling before setting up to throw with the Racers trying to get a touchdown as time ran out before the break, and his right leg buckled as he lost control of the ball and crumpled to the turf. Williams was helped off the field, unable to put any pressure on his right leg.

Loic Fouonji and Jerand Bradley had two touchdown catches apiece. Fouonji opened the scoring on a 30-yard catch from Shough before Smith's first TD toss, a 30-yarder to Bradley.

Fouonji's 39-yard catch from Smith gave Texas Tech a 28-10 lead early in the second quarter, and Bradley's 14-yard scoring grab made it 56-10 early in the third.

Bradley, a sophomore, had his first career 100-yard game with 108 yards on six catches, and Fouonji finished with four catches for 77 yards.

Smith was 14 of 16 for 221 yards without an interception before getting replaced by Behren Morton in the third quarter. Shough was 6 of 10 for 154 yards as Texas Tech finished with 472 yards passing and 605 total.

TEAM STATISTICS	MSU	TTU
FIRST DOWNS	10	29
RUSHES-NET YARDS (Avg/Rush)	41-50 (1.9)	29-133 (4.6)
PASSING YDS (Avg/Completion)	208 (23.1)	174 (17.5)
Passes Comp-Att-Int	9-23-0	27-36-1
TOTAL OFFENSE PLAYS-YARDS (Avg/Play)	64-258 (4.0)	65-605 (9.3)
Fumble Returns-Yards	0-0	0-0
Punt Returns-Yards	1-0	5-55
Kickoff Returns-Yards	2-40	2-71
Interception Returns-Yards	1-0	0-0
Punts (Number-Avg)	12-39.5	4-45.8
Fumbles-Lost	1-0	2-0
Penalties-Yards	6-55	9-65
Possession Time	34:11	23:20
Third-Down Conversions	4 of 18	6 of 10
Fourth-Down Conversions	0 of 1	0 of 0
Red-Zone Scores-Chances	1-2	3-4
Sacks By: Number-Yards	1-13	4-21

GAME 2 ^{2 OT}

No. 25 Houston	0	3	7	10	7	3	30
Texas Tech	3	14	0	3	7	6	33

Jones AT&T Stadium | Lubbock, Texas | 3 p.m. | FS1 | Attendance: 56,271



SMITH'S HEROICS IN 2ND OT PUSH TECH PAST NO. 25 HOUSTON

LUBBOCK, Texas (AP) — Donovan Smith put Texas Tech at risk of losing with his arm. The sophomore quarterback rescued the Red Raiders with his legs.

Smith ran 9 yards for a touchdown in the second overtime, lifting Texas Tech to a 33-30 victory over No. 25 Houston on Saturday.

A back-and-forth finish ended with the Red Raiders (2-0) beating a ranked nonconference opponent in the regular season for the first time since 1989, a span of 14 games.

It was the last meeting between the former Southwest Conference rivals before they become league foes again when the Cougars move from the American Athletic to the Big 12 next year.

After Houston's Bubba Baxa opened the second OT with a 20-yard field goal, Smith broke into the open field and ran untouched to the end zone, sending Texas Tech students and fans streaming onto the field.

Baxa kicked a go-ahead 35-yard field goal with 37 seconds remaining in regulation after Gervarrius Owens returned Smith's third interception to the Texas Tech 21 in the final two minutes.

Smith answered with a 27-yard scramble on the next play, sparking a drive to a tying 47-yard field goal from Trey Wolff with three seconds to go. Wolff replaced Gino Garcia, who missed from 45 earlier in the fourth quarter.

"It's always what coach (Joey) McGuire preached, you could look at this game and that's exactly what he said, 'What's next?'" said Smith, who threw for 351 yards with three picks and six sacks that cut his rushing total from 86 to 28 yards.

"That's something I did this game. Everyone on the sideline was encouraging and, 'Hey, what's next? We got this, we don't got to worry about nothing.'"

The Cougars (1-1) erased a 17-3 halftime deficit, getting even early in the fourth quarter when Jayce Rogers stepped in front of a pass from Smith and returned it 54 yards for a TD. Still, Houston's 12-game regular-season winning streak ended.

Houston had 11 penalties for 121 yards, including two personal fouls on the same possession that twice let the Red Raiders keep the ball when the Cougars would have taken possession in the first half.

TEAM STATISTICS	UH	TTU
FIRST DOWNS	16	35
RUSHES-NET YARDS (Avg/Rush)	29-87 (3.0)	44-118 (2.7)
PASSING YDS (Avg/Completion)	266 (13.3)	350 (9.7)
Passes Comp-Att-Int	20-39-1	36-59-3
TOTAL OFFENSE PLAYS-YARDS (Avg/Play)	68-353 (5.2)	103-468 (4.5)
Fumble Returns-Yards	0-0	0-0
Punt Returns-Yards	1-35	2-2
Kickoff Returns-Yards	2-40	1-19
Interception Returns-Yards	3-115	1-11
Punts (Number-Avg)	5-51.4	4-44.5
Fumbles-Lost	1-1	2-0
Penalties-Yards	11-121	6-45
Possession Time	19:41	34:27
Third-Down Conversions	5 of 16	5 of 18
Fourth-Down Conversions	0 of 1	2 of 3
Red-Zone Scores-Chances	5-6	3-4
Sacks By: Number-Yards	6-49	2-16

GAME 3

Texas Tech	0	7	0	7	-	14
No. 16 NC State	6	14	0	7	-	27

Carter-Finley Stadium | Raleigh, N.C. | 7 p.m. (ET) | ESPN 2 | Attendance: 56,919



TEXAS TECH FALLS AT NO. 16 NC STATE, 27-14

RALEIGH, N.C. (AP) -- Aydan White returned one of his two interceptions 84 yards for a touchdown to lead a strong defensive effort that carried No. 16 North Carolina State past Texas Tech, 27-14 on Saturday night.

Facing the Bowl Subdivision's top passing offense, N.C. State's veteran defense harassed quarterback Donovan Smith and shut down any ground game the Red Raiders tried to muster. The highlight was White's fourth-down pick of Smith's overthrown second-quarter ball, with White taking the interception down the left side with three teammates sprinting to escort him all the way to the end zone.

White also had a sack on a cornerback blitz, one of four for the Wolfpack (3-0). Jakeen Harris came up with a fourth-down interception near midfield with 8:38 left as Texas Tech (2-1) tried to make a late push.

The defensive effort offset a shaky day by the Wolfpack's offense, which had its own troubles with stalled drives and score-negating mistakes. Demie Sumo-Karngbaye — who lost a sure TD catch when he was stripped near the goal line and fumbled out of the end zone — scored twice, the second on a 38-yard catch off a trick-play pass from Thayer Thomas for a 27-7 lead early in the fourth.

Smith ran and threw for scores to lead the Red Raiders, as his 3-yard keeper cut the deficit to 27-14. But after Texas Tech forced a three-and-out to get the ball back, Smith fired incomplete on three straight passes before Harris picked him off over the middle to keep the Wolfpack in control.

The Red Raiders elevated expectations for first-year coach Joey McGuire, whose team was picked to finish ninth in the 10-team Big 12 but upset a ranked Houston team last weekend. The defense made things difficult on the Wolfpack. But the team didn't get its offense going until falling behind and lost a muffed punt to go with its three picks.

N.C. State: Much of the attention has focused on the presence of preseason Atlantic Coast Conference player of the year Devin Leary at quarterback. But the defense that returned 10 starters from a unit that ranked 14th in FBS in scoring defense (19.7) and 21st in total defense (331.6 yards) carried this win as N.C. State managed 270 total yards. Lineman C.J. Clark had two sacks while the Wolfpack smothered the Red Raiders' rushing game by allowing 54 yards on 26 carries.

Texas Tech linebacker Bryce Ramirez was carted off in the first quarter with a serious leg injury. He was injured when teammates tackled Wolfpack running back Jordan Houston, with the pile rolling over Ramirez's left leg that was planted in the turf. The leg was twisted abnormally as he laid on the grass, with team training staffers using a towel to cover the lower left leg as they began treating him. He was later taken to a hospital trauma center.

TEAM STATISTICS	TTU	NCST
FIRST DOWNS	20	15
RUSHES-NET YARDS (Avg/Rush)	26-54 (2.1)	37-111 (3.0)
PASSING YDS (Avg/Completion)	299 (12.0)	159 (9.9)
Passes Comp-Att-Int	25-43-3	16-24-0
TOTAL OFFENSE PLAYS-YARDS (Avg/Play)	69-353 (5.1)	61-270 (4.4)
Fumble Returns-Yards	0-0	0-0
Punt Returns-Yards	2-6	0-0
Kickoff Returns-Yards	5-98	0-0
Interception Returns-Yards	0-0	3-84
Punts (Number-Avg)	6-41.2	7-38.9
Fumbles-Lost	1-1	1-1
Penalties-Yards	7-69	9-74
Possession Time	25:33	33:04
Third-Down Conversions	2 of 12	6 of 16
Fourth-Down Conversions	1 of 4	1 of 1
Red-Zone Scores-Chances	1-1	2-2
Sacks By: Number-Yards	2-11	4-26

GAME 4 OT

No. 22 Texas	10	14	7	3	0	34
Texas Tech	7	7	10	10	3	37

Jones AT&T Stadium | Lubbock, Texas | 2:30 p.m. | ESPN | Attendance: 60, 975



WOLFF OVERTIME FIELD GOAL PUSHES TEXAS TECH PAST NO. 22 TEXAS, 37-34

LUBBOCK, Texas – Texas Tech fans flooded the field in celebration for the second straight home game after Trey Wolff drilled a 20-yard field goal for a 37-34 overtime win over No. 22 Texas on Saturday at a sold-out Jones AT&T Stadium.

The Red Raiders (3-1, 1-0 Big 12) opened Big 12 play with the thrilling overtime victory over the Longhorns (2-2, 0-1 Big 12) after Wolff had given Tech a 34-31 lead with a 45-yard field goal with 21 seconds remaining in regulation. Texas drove down the field in three plays and hit a 48-yard field goal to force overtime but would see running back Bijan Robinson fumble after a hit by Krishon Merriweather on the first play of overtime. Reggie Pearson Jr., who had an interception earlier in the game, recovered the fumble to set Tech up to win the game.

Tech trailed 24-14 at halftime after the Longhorns scored two touchdowns in the final six minutes of the half. The Red Raiders had led 14-10 after a Smith touchdown pass to Brooks before Texas regained momentum to scored on its final two possessions. Smith threw for 104 yards and a touchdown on 18-for-23 passing in the first half along with rushing for one touchdown and running for 14 yards on three carries. Thompson led Tech with 35 yards rushing on nine rushes, while Brooks had 29 yards on five carries and Price had six receptions for 38 yards going into the second half. Texas had 229 of total offense in the first half led by Card who was 13-for-18 passing with 168 yards and one touchdown.

The Red Raiders trailed by 10 at the break after they had taken their first lead of the game at 14-10 after a 17-yard touchdown pass from Smith to Brooks with 12:06 remaining in the second quarter. The screen pass to the home sideline came on a 2nd and 10 and capped a 13-play, 83-yard drive.

Tech seemed to grab momentum with Pearson picking off a pass from Card at the 20 and returned it 25 yards to the Tech 45-yardline on the next possession. A three-and out by the Red Raiders was followed the Longhorns regaining the lead at 17-14 on a 39-yard connection between Card and Worthy with 6:07 remaining until halftime. The lead grew to 24-14 on an 8-yard touchdown run by Robinson with 24 seconds remaining in the opening half. Robinson's run had him at 44 yards rushing on six carries in the first half.

Both teams opened the game with first-drive touchdowns with Robinson hauling in a 35-yard touchdown pass from Card on the Longhorns opening possession followed by Smith running it in from 4 yards out for the first Red Raider touchdown. Smith's touchdown came on 4th and 5 to complete an 18-play, 75-yard drive. It was his third rushing touchdown of the season and sixth of his career.

TEAM STATISTICS	UT	TTU
FIRST DOWNS	20	31
RUSHES-NET YARDS (Avg/Rush)	30-149 (5.0)	44-148 (3.4)
PASSING YDS (Avg/Completion)	242 (12.0)	312 (8.2)
Passes Comp-Att-Int	20-30-1	38-56-0
TOTAL OFFENSE PLAYS-YARDS (Avg/Play)	60-383 (6.4)	100-460 (4.6)
Fumble Returns-Yards	0-0	0-0
Punt Returns-Yards	1-7	0-0
Kickoff Returns-Yards	1-30	3-66
Interception Returns-Yards	0-0	1-25
Punts (Number-Avg)	3-27.3	2-42.5
Fumbles-Lost	1-1	0-0
Penalties-Yards	5-42	5-31
Possession Time	24:06	35:54
Third-Down Conversions	3 of 9	7 of 20
Fourth-Down Conversions	1 of 2	6 of 8
Red-Zone Scores-Chances	2-2	6-8
Sacks By: Number-Yards	2-3	1-6

GAME 5

Texas Tech	0	10	10	8	-	28
No. 25 K-State	13	0	7	17	-	37

Bill Snyder Family Stadium | Manhattan, Kan. | 11 a.m. | ESPN+ | Attendance: 50,782



TECH COMES UP SHORT AT NO. 25 K-STATE

MANHATTAN, Kan. (AP) -- Adrian Martinez rushed for 171 yards and three touchdowns and threw for another score, leading No. 25 Kansas State past Texas Tech 37-28 on Saturday.

Martinez was 12-for-19 passing for 116 yards for Kansas State (4-1, 2-0 Big 12), while Deuce Vaughn had 170 rushing yards for the Wildcats, who extended their winning streak against the Red Raiders to seven games. Donovan Smith was 34-for-48 passing for 359 yards and two TDs for Texas Tech (3-2, 1-1). Smith also rushed for a touchdown.

Tech cut the lead to 13-7 with 1:24 left in the first half. After gaining just 48 yards of total offense, the Red Raiders went 86 yards on nine plays, capped by a 6-yard touchdown pass from Smith to Nehemiah Martinez. Trey Wolff kicked a 51-yard field goal for Tech before the break, then tied the score at 20-20 with a 39-yard field goal midway through the third quarter.

K-State answered with its second two-play drive of the game. Vaughn ran 69 yards to the Tech 8-yard line on the first play after the kickoff. Following an offensive holding penalty, Martinez found Phillip Brooks with an 18-yard touchdown pass.

The lead didn't last long, as Smith hit Xavier White with a 12-yard touchdown pass to cap a seven-play, 75-yard drive. Wolff missed a 42-yard field goal, denying Tech its first lead of the game.

Martinez then scored on his second big run of the day, 69 yards untouched up the middle of the field. Tennant's 32-yard field goal gave the Wildcats a 30-20 lead with 9:07 left. A fumble on the next series gave K-State the ball at the Tech 27-yard line and the Wildcats iced the game with Martinez's third rushing touchdown.

Smith scored from 3 yards out for Tech's final touchdown with 2:23 left.

TEAM STATISTICS	TTU	KSU
FIRST DOWNS	26	15
RUSHES-NET YARDS (Avg/Rush)	34-114 (53.4)	39-343 (8.8)
PASSING YDS (Avg/Completion)	359 (7.5)	116 (6.1)
Passes Comp-Att-Int	34-48-2	12-19-0
TOTAL OFFENSE PLAYS-YARDS (Avg/Play)	82-473 (5.8)	58-459 (7.9)
Fumble Returns-Yards	0-0	0-0
Punt Returns-Yards	1-7	1-9
Kickoff Returns-Yards	2-47	1-20
Interception Returns-Yards	0-0	2-0
Punts (Number-Avg)	3-45.3	5-36.8
Fumbles-Lost	2-2	1-2
Penalties-Yards	5-40	5-47
Possession Time	32:23	27:37
Third-Down Conversions	5 of 14	4 of 13
Fourth-Down Conversions	1 of 3	0 of 0
Red-Zone Scores-Chances	3-4	6-6
Sacks By: Number-Yards	3-23	6-27

GAME 6

Texas Tech	14	10	7	0	-	31
No. 7 Oklahoma State	17	3	14	7	-	41

Boone Pickens Stadium | Stillwater, Okla. | 2:30 p.m. | FS1 | Attendance: 55,509



RED RAIDERS FALL AT NO. 7 OKLAHOMA STATE

STILLWATER, Okla. (AP) — Spencer Sanders ran for two touchdowns and passed for another and No. 7 Oklahoma State beat Texas Tech 41-31 on Saturday.

Sanders passed for 297 yards and ran for 56, and Bryson Green had five catches for a career-high 115 yards for the Cowboys (5-0, 2-0 Big 12). Texas Tech redshirt freshman Behren Morton got his first career start in place of Donovan Smith. He completed 39 of 62 passes for 379 yards and two touchdowns for the Red Raiders (3-3, 1-2).

Jerand Bradley caught eight passes for 119 yards and a touchdown and Trey Cleveland caught nine passes for 110 yards for a Texas Tech team that was playing its fifth straight ranked opponent and already had claimed wins over Houston and Texas. Morton completed 24 of 39 passes for 220 yards and both scores in the first half to help the Red Raiders take a 24-20 lead at the break. Tech gained 347 yards on 57 plays in the first two quarters.

Sanders rolled out and scored on a 2-yard touchdown run to trim Texas Tech's lead to 31-29 in the third. Sanders' shovel pass to Jaden Bray tied the score with 3:18 left in the third quarter. On Texas Tech's next possession, Morton made one of his few mistakes. Oklahoma State linebacker Mason Cobb intercepted him and returned the ball 13 yards to the Tech 19. Tanner Brown's fourth field goal of the game gave the Cowboys a 34-31 lead with 3 seconds left in the third quarter.

Texas Tech: The Red Raiders were again competitive against a top-flight opponent. It was just a matter of a few plays here and there. Tech's other losses were 27-14 at North Carolina State and 37-28 at Kansas State. Four of Tech's final six games are at home.

TEAM STATISTICS	TTU	OSU
FIRST DOWNS	30	25
RUSHES-NET YARDS (Avg/Rush)	41-148 (3.6)	41-137 (3.3)
PASSING YDS (Avg/Completion)	379 (6.0)	297 (6.6)
Passes Comp-Att-Int	39-63-1	22-45-0
TOTAL OFFENSE PLAYS-YARDS (Avg/Play)	104-527 (5.1)	86-434 (5.0)
Fumble Returns-Yards	0-0	0-0
Punt Returns-Yards	0-0	1-7
Kickoff Returns-Yards	2-33	3-71
Interception Returns-Yards	0-0	1-13
Punts (Number-Avg)	4-41.5	5-41.2
Fumbles-Lost	1-0	0-0
Penalties-Yards	6-50	4-38
Possession Time	32:02	27:58
Third-Down Conversions	8 of 22	8 of 18
Fourth-Down Conversions	4 of 7	1 of 1
Red-Zone Scores-Chances	4-4	6-6
Sacks By: Number-Yards	3-9	4-21

GAME 7

West Virginia	3	0	7	0	-	10
Texas Tech	14	3	14	17	-	48

Jones AT&T Stadium	Lubbock, Texas	2:15 p.m.	FS1	Attendance: 56, 350
--------------------	----------------	-----------	-----	---------------------



TECH CRUISES PAST WEST VIRGINIA, 48-10

LUBBOCK, Texas (AP) — Behren Morton threw two touchdown passes, Tahj Brooks ran for two scores and Texas Tech used a fast start to beat West Virginia 48-10 on Saturday.

Coming off a bye week and playing in Lubbock for the first time in nearly a month, the Red Raiders (4-3, 2-2 Big 12) scored 17 points off of turnovers, broke a two-game losing streak and improved to 3-0 at home. Texas Tech seized control with touchdowns on its first two drives and the Red Raiders' high-tempo offense kept West Virginia off balance. Texas Tech surpassed 100 offensive plays, including 55 in the first half when it converted six of seven times on fourth down.

"I was proud of this team for bouncing back," Texas Tech coach Joey McGuire said. "I was really proud of the way they responded, how fast we played. I thought they showed what kind of shape our guys are in." Brooks had 17 carries for a season-high 107 yards, including first-quarter TD runs of 1 and 19 yards. Morton, a redshirt freshman, was solid again in his second straight start. He completed 28 of 45 passes for 325 yards after throwing for 379 two weeks ago in a loss at No. 11 Oklahoma State.

McGuire said Morton, who had been nursing a sore ankle, woke up sick on Saturday. McGuire said Morton's performance was a testament to the team's medical staff to get him ready to play. Upon learning that Morton was throwing up, McGuire recalled that head athletic trainer Andrew Krueger told him, "Well, he probably won't worry about his ankle today, so that's probably a good thing." "He gets an IV before the game and comes out and does everything we ask."

After Texas Tech's Malik Dunlap intercepted an underthrown ball on West Virginia's first drive of the third quarter, the Red Raiders' Xavier White caught a pass from Morton and weaved 37 yards through traffic for a 55-yard touchdown. White later had a 27-yard catch along the sideline to set up Morton's 12-yard scoring toss to Loic Fouonji for a 31-3 lead. White had eight catches for a career-high 139 yards.

Texas Tech entered the game with one of the worst turnover margins in the Bowl Subdivision. The Red Raiders intercepted three passes and recovered a CJ Donaldson fumble near midfield. After the fumble recovery, SaRodorick Thompson scored on a 13-yard run for a 38-10 lead to start the fourth.

Texas Tech kicked a short field goal after JT Daniels' career-high third interception. It marked the fifth road loss of at least 25 points for West Virginia under fourth-year coach Neal Brown.

TEAM STATISTICS	WVU	TTU
FIRST DOWNS	19	33
RUSHES-NET YARDS (Avg/Rush)	26-73 (2.8)	54-239 (4.4)
PASSING YDS (Avg/Completion)	209 (8.7)	355 (11.1)
Passes Comp-Att-Int	20-40-3	32-49-0
TOTAL OFFENSE PLAYS-YARDS (Avg/Play)	66-282 (4.3)	103-594 (5.8)
Fumble Returns-Yards	0-0	0-0
Punt Returns-Yards	1-10	1-2
Kickoff Returns-Yards	1-16	1-13
Interception Returns-Yards	0-0	0-0
Punts (Number-Avg)	5-46.6	2-54.0
Fumbles-Lost	1-1	1-0
Penalties-Yards	4-31	7-70
Possession Time	26:09	33:51
Third-Down Conversions	4 of 14	9 of 20
Fourth-Down Conversions	1 of 2	6 of 7
Red-Zone Scores-Chances	1-1	6-6
Sacks By: Number-Yards	1-9	1-8

GAME 8

Baylor	3	14	7	21	-	45
Texas Tech	0	3	14	0	-	17

Jones AT&T Stadium	Lubbock, Texas	6:30 p.m.	ESPN2	Attendance: 60,705
--------------------	----------------	-----------	-------	--------------------



TEXAS TECH DROPS HOME GAME TO BAYLOR

LUBBOCK, Texas (AP) — Freshman Richard Reese ran for 148 yards and three touchdowns, AJ McCarty returned an interception for a score and Baylor beat Texas Tech 45-17 on Saturday night.

Second among NCAA freshmen in yards rushing coming in, Reese had 53 of the 75 yards on a drive to his tiebreaking 1-yard TD in the second quarter as Baylor (5-3, 3-2 Big 12) dominated time of possession. Baylor ended a 10-game losing streak in Lubbock while handing Texas Tech (4-4, 2-3) its first home loss under coach Joey McGuire, the lifelong Texan who was a Baylor assistant the past five seasons.

On a night Texas Tech celebrated star Kansas City quarterback Patrick Mahomes as its eighth ring of honor member, the Red Raiders ended up throwing five interceptions while trying all of their top three QBs. Tyler Shough entered trailing 31-17 in the fourth quarter for the first time since injuring his shoulder as the opening day starter, and McCarty stepped in front of his first pass and ran untouched 18 yards down the sideline. Freshman Behren Morton was 4 of 17 with two interceptions and three sacks after a pick in the first minute of the second half set up Blake Shapen's 9-yard TD pass to Hal Presley for a 24-3 Baylor lead.

Morton responded with two touchdowns, including his 8-yard run on fourth-and-7 to get Texas Tech within 24-17 after a fumble by Reese. The Red Raiders were up to four interceptions — three from Morton and another from Donovan Smith on one of his two passes when McGuire turned to Shough, who the coach said would be available next week.

Reese's third TD was a 1-yard plunge to cap an 11-play, 75-yard drive after the Red Raiders had pulled within seven.

Morton finished 11 of 33 for 152 yards and three interceptions. Shapen was much more efficient, going 19 of 30 for 211 yards with a TD and no interceptions.

TEAM STATISTICS	BU	TTU
FIRST DOWNS	27	23
RUSHES-NET YARDS (Avg/Rush)	59-231 (3.9)	36-149 (4.1)
PASSING YDS (Avg/Completion)	211 (11.1)	159 (13.2)
Passes Comp-Att-Int	19-30-0	12-38-5
TOTAL OFFENSE PLAYS-YARDS (Avg/Play)	89-442 (5.0)	74-308 (4.2)
Fumble Returns-Yards	0-0	0-0
Punt Returns-Yards	1- -4	0-0
Kickoff Returns-Yards	0-0	0-0
Interception Returns-Yards	5-45	0-0
Punts (Number-Avg)	5-46.6	2-54.0
Fumbles-Lost	1-1	0-0
Penalties-Yards	4-46	4-32
Possession Time	40:17	19:43
Third-Down Conversions	12 of 20	8 of 15
Fourth-Down Conversions	2 of 4	2 of 4
Red-Zone Scores-Chances	5-5	3-3
Sacks By: Number-Yards	6-51	1-6

GAME 9

Texas Tech	10	0	7	7	-	24
TCU	7	6	0	21	-	34

Amon G. Carter Stadium | Fort Worth, Texas | 11 a.m. | FOX | Attendance: 44,760



TECH FALLS ON THE ROAD TO NO. 7 TCU

FORT WORTH, Texas (AP) — Derius Davis returned the first punt 82 yards for a touchdown, Kendre Miller ran for the go-ahead score early in the fourth quarter and No. 7 TCU pulled away in a 34-24 victory over Texas Tech on Saturday.

Davis caught one of Max Duggan’s two fourth-quarter TD passes as the Horned Frogs reached 9-0 for the first time since 2010, a 13-0 season that ended with a Rose Bowl victory and No. 2 national ranking.

The Red Raiders (4-5, 2-4) went ahead 17-13 in the third quarter on Tyler Shough’s 33-yard touchdown pass to J.J. Sparkman, but ended up falling to 2-4 against ranked teams in coach Joey McGuire’s first season. Defensive standout Tyree Wilson made the first big play for Texas Tech with a fourth-down tackle for loss when TCU was driving up 7-0 after Darius’ return up the right sideline and back toward the middle.

Wilson, though, sparked the Horned Frogs’ go-ahead drive with a facemask penalty when his sack of Duggan would have put TCU in third and long. A pass interference penalty in the end zone put the ball at the 2-yard line, and Miller extended his rushing TD streak to 10 games on the next play for a 20-17 lead.

Miller surpassed 100 yards rushing for the sixth time in seven games, finishing with a season-high 158 yards on 21 carries. Duggan was 12 of 23 for 195 yards without an interception, giving him 24 TDs and two picks. The Red Raiders started 3 of 3 on fourth down, but failed on consecutive possessions in their territory after Miller’s TD, setting up Duggan’s 23-yard scoring pass to Davis and a 16-yarder to Emari Demercado.

Freshman Behren Morton started strong for Texas Tech, going 7 of 10 with a 47-yard touchdown to Jerand Bradley. But he left with an lower left leg injury in the first half. Shough, the opening day starter who has missed most of the season with a shoulder injury, went 9 of 22 for 84 yards and had a short touchdown run late.

TEAM STATISTICS	TTU	TCU
FIRST DOWNS	20	24
RUSHES-NET YARDS (Avg/Rush)	39-195 (5.0)	51-234 (4.6)
PASSING YDS (Avg/Completion)	163 (10.2)	195 (16.2)
Passes Comp-Att-Int	16-32-1	12-23-0
TOTAL OFFENSE PLAYS-YARDS (Avg/Play)	71-352 (5.0)	74-429 (5.8)
Fumble Returns-Yards	0-0	0-0
Punt Returns-Yards	2-17	3-93
Kickoff Returns-Yards	4-82	4-55
Interception Returns-Yards	0-0	0-0
Punts (Number-Avg)	6-47.0	4-43.5
Fumbles-Lost	1-0	0-0
Penalties-Yards	6-42	4-52
Possession Time	25:21	34:39
Third-Down Conversions	3 of 16	5 of 15
Fourth-Down Conversions	3 of 6	2 of 4
Red-Zone Scores-Chances	5-5	0-3
Sacks By: Number-Yards	4-23	4-18

GAME 10

Kansas	7	14	0	7	-	28
Texas Tech	17	10	0	16	-	43

Jones AT&T Stadium | Lubbock, Texas | 6:00 p.m. | ESPN+ | Attendance: 55,613



SHOUGH, RUSHING ATTACK LEADS TEXAS TECH PAST KANSAS

LUBBOCK, Texas (AP) — Tyler Shough threw a touchdown pass and ran for a score and Texas Tech outlasted Kansas 43-28 on Saturday night.

Shough rushed for a 9-yard touchdown on the first play of the fourth quarter to give Texas Tech (5-5, 3-4 Big 12 Conference) a 33-21 lead. It was the first score by either team in the second half. Tahj Brooks sealed the victory with a 5-yard touchdown run with 3:33 remaining in the game. Four different Red Raiders scored four rushing touchdowns in the win.

Shough was 16-for-25 passing for 246 yards and a touchdown in his first start since the opening week of the season. Texas Tech totaled 506 yards of offense with 260 of them on the ground. The Red Raiders used a brief two-quarterback system with Shough and Donovan Smith. Smith rushed for a 6-yard touchdown on the opening drive where Shough was responsible for 57 of the 75 yards on the drive. SaRodorick Thompson Jr. rushed for 68 yards with a 36-yard touchdown for the Red Raiders. Mason Sharp caught a 1-yard touchdown pass from Shough to give the Red Raiders a 24-7 lead midway through the first half.

The Jayhawks managed to claw back to trail 27-21 at halftime on Jason Bean’s 16-yard touchdown run and his 3-yard scoring toss to Devin Neel. Quentin Skinner and Bean connected for a 20-yard touchdown to pull the Jayhawks within 33-28 with eight minutes remaining in the game, but the Red Raiders used a Trey Wolff field goal from and a strip sack that led to the final touchdown to hold on for the win.

Bean was 17-for-28 passing for 270 yards. He threw three touchdown passes and ran for a score in his fourth start of the season after taking over for the injured Jalon Daniels. Jared Casey and Luke Grimm were the benefactors of two Bean passing scores in the first half. Kansas accumulated 525 yards and 293 came through the passing game.

The Red Raiders entered the game eighth in the conference in rushing offense averaging 143.5 yards per game. Shough led the way as the Red Raiders accumulated 260 rushing yards. The secondary couldn’t slow the Jayhawks giving up 15.4 yards per completion.

Texas Tech won its fifth home game of the season. It was the first time since 2009 the Red Raiders recorded five or more wins at home in a season. With one final game in Lubbock slated on the schedule, Texas Tech could match the 6-1 home record of its 2009 squad. Texas Tech needs one win to become bowl-eligible.

TEAM STATISTICS	KU	TTU
FIRST DOWNS	20	26
RUSHES-NET YARDS (Avg/Rush)	32-242 (7.6)	48-264 (5.5)
PASSING YDS (Avg/Completion)	282 (14.2)	246 (12.3)
Passes Comp-Att-Int	20-33-1	20-34-0
TOTAL OFFENSE PLAYS-YARDS (Avg/Play)	65-525 (8.1)	82-510 (6.2)
Fumble Returns-Yards	0-0	1-8
Punt Returns-Yards	0-0	0-0
Kickoff Returns-Yards	3-36	1-15
Interception Returns-Yards	0-0	0-0
Punts (Number-Avg)	2-48.0	3-46.7
Fumbles-Lost	1-1	0-0
Penalties-Yards	10-75	6-47
Possession Time	28:33	31:27
Third-Down Conversions	6 of 13	7 of 15
Fourth-Down Conversions	1 of 3	1 of 2
Red-Zone Scores-Chances	3-6	6-6
Sacks By: Number-Yards	1-5	3-23

MEDIA INFORMATION



MATT DOWDY

Assistant A.D.

806-928-5190

matt.dowdy@ttu.edu



MATT BURKHOLDER

Associate Director

559-862-3771

matt.burkholder@ttu.edu



CHRIS DUARTE

Assistant Director

954-937-3254

chris.duarte@ttu.edu

TEXAS TECH ATHLETICS COMMUNICATIONS

East Stadium Building, Jones AT&T Stadium (Third Floor)

Office: (806) 742-2770 • Fax: (806) 742-1970

2508 6th Street • Lubbock, TX 79409

www.TexasTech.com/Media



CREDENTIAL REQUESTS

Please direct all credential requests to the online credential portal located at www.sportssystem.com/TexasTech. Confirmation of your request will be made upon review by Matt Dowdy. Credentials are limited to members of the working media who are assigned to cover Texas Tech Football. Credentials must be requested online by 5 p.m. Tuesday each week. All requests will be held for pickup until 5 p.m. Friday at the Athletics Communications office (third floor of Whitacre Athletic Center, East Stadium Building). Credentials not picked up by 5 p.m. Friday will be available at Media Will Call located on the northwest side of Jones AT&T Stadium.

No credentials will be issued to any website that is not deemed to have adequate editorial oversight, or does not follow traditional journalistic ethics protocols. Credentials will not be approved to anyone who writes or posts under an alias. Please note that Texas Tech Athletics does not grant credential requests to freelance photographers. It is not always possible to accommodate all requests. No one under 18 years of age will be issued a credential without prior approval. Credentials are non-transferable and may be revoked at any time.

WEEKLY MEDIA LUNCHEON

During the season, Texas Tech head coach Joey McGuire will host a weekly media luncheon inside the Football Training Facility, located next to Jones AT&T Stadium. The event will be held each Monday during the regular season, excluding the bye week. McGuire will be joined each week by defensive coordinator Tim DeRuyter and offensive coordinator Zach Kittley. Lunch will be served at noon each Monday followed by a 1 p.m. press conference.

WEEKLY AVAILABILITY SCHEDULE

In addition to the Monday press conference, select student-athletes will be available following practice each Tuesday inside the Sports Performance Center. Practice is expected to conclude around 10:30 a.m. each week with interviews to follow. All specific student-athlete requests should be submitted by 10 a.m. Monday each week during the season.

INTERVIEW REQUESTS

Please direct all interview requests for head coach Joey McGuire, members of the Texas Tech coaching staff and student-athletes to Matt Dowdy. Contacting student-athletes or coaches directly through text message or social media is strictly prohibited and could result in loss of credentials.

USE OF TEXAS TECH PHOTOGRAPHY

The use of Texas Tech photos is prohibited without prior approval from the athletics communications office. Texas Tech does not grant permission for use of its photos for social media content purposes. Texas Tech will provide courtesy headshots and action shots upon requests for editorial purposes.

VIDEO HIGHLIGHTS/NEWS CONFERENCE

Video from news conferences and games will be available to the media via YouTube. Broadcast quality video footage (game highlights, post-practice interviews, post-game interviews, etc) are available by request through the athletics communications office.

TEXAS TECH PRACTICE SCHEDULE

Sunday - 7:45 p.m.

Monday - OFF DAY

Tuesday - 8:10 a.m.

Wednesday - 3:50 p.m.

Thursday - 9:30 a.m.

Friday - TBD

PHOTO REQUESTS

Please submit your requests to Chris Duarte.

COLLEGE PRESSBOX.COM

Collegepressbox is the official media website for Division I football. Access and download game notes, quotes, statistics, media guides, headshots, logos and more for all FBS schools, conferences, postseason games, awards and the College Football Playoff. For access, please register for an account at collegepressbox.com/register.

LIVE STREAMING

Live video streaming of any Texas Tech Athletics event, including news conferences, on ANY social media platform is strictly prohibited without prior approval from the athletics communications office.

USE OF AUDIO/VIDEO

Any media entity collecting any sort of "video or audio materials" (film, traditional video or audio, digital video or audio, photos, etc.) from Texas Tech University Athletics game events or press conference/media events may use that material only for traditional television newscasts, web-based or print coverage, or other electronic transmission as approved by the University in writing, with a limitation of up to three (3) minutes in length from any single event. Such media entity may not offer any live video, audio or other coverage of the event without the advance, written permission of Texas Tech University Athletics. This policy includes all games, matches and events involving any of Texas Tech's athletic programs. It includes all media events -- press conferences, pre/post-practice interviews and pre/post-game interviews. An exception would be a one-on-one interview arranged through the Texas Tech Athletics Communications office with a Texas Tech, coach, athlete or administrator.

TEXAS TECH SPORTS NETWORK

The Texas Tech Sports Network from Learfield Sports will carry all the exciting action of Red Raider Football beginning with the season opener with Murray State and all the way through the bowl season. Brian Jensen (play-by-play) and John Harris (color analyst) return to the broadcast booth and will be joined on the sidelines by Chris Level (sidelines).

2022 RED RAIDER FOOTBALL AFFILIATES

CITY	STATION	FREQUENCY
Abilene/Haskell	KVRP-FM	97.1
Alpine	KVLF-AM	1240
Amarillo	KARX-FM	95.7
Amarillo	KPUR-AM	1440
Andrews	KACT-AM	1360
Andrews	KACT-FM	105.5
Artesia, N.M.	KSVP-AM	990
Austin	KOKE-AM	1600
Big Spring	KBST-FM	95.7
Brady	KNEL-FM	95.3
Breckenridge	KLXK-FM	93.5
Brownwood	KQBZ-FM	96.9
Dallas	KFXR-AM	1190
El Paso	KHEY-AM	1380
Fredericksburg	KNAF-AM	910
Hereford	KPAN-AM	860
Hereford	KPAN-FM	106.3
Hobbs, N.M.	KHOB-AM	1390
Houston	KKHT-FM	100.7
Junction	KMBL-AM	1450
Lamesa	KPET-AM	690
Lamesa	KPET-FM	105.1
Lampasas	KACQ-FM	101.9
Lampasas	KCYL-AM	1450
Lubbock	KTTU-FM	97.3
Lubbock	KXTQ-FM	100.7
Lubbock	KJTV-AM	950
Lubbock	KXQT-FM	106.5
Memphis	KLRS-FM	105.3
Midland/Odessa	KCRS-AM	550
Odessa	KCRS-FM	95.5
Pecos	KDNZ-FM	97.3
Perryton	KEYE-AM	1400
Perryton	KEYE-FM	93.7
Plainview	KREW-AM	1400
San Angelo	KLDE-FM	105.3
San Antonio	KZDC-AM	1250
San Antonio	KZDC-FM	94.5
Seminole	KSEM-FM	106.3
Seymour	KSEY-FM	94.3
Seymour	KSEY-AM	1230
Snyder	KGWG-FM	91.1
Sweetwater	KSST-AM	1240
Tyler	KTBB-AM	600
Tyler	KYZS-AM	1490
Waco	KWBH-HD2	94.5

SATELLITE RADIO

Sirius XM Radio	Ch. 380
XM App	Ch. 970
Varsity App	Search "Texas Tech"

collegepressbox
SINCE 2005 EVERYTHING BUT THE PREGAME MEAL

COVERING THE RED RAIDERS

14

MONDAY

MEDIA LUNCHEON

11:30 a.m.

PRESS CONFERENCE

12:30 p.m.

15

TUESDAY

MEDIA AVAILABILITY

10:15 a.m.

Sports Performance Center

16

WEDNESDAY

NO AVAILABILITY

17

THURSDAY

MCGUIRE RADIO SHOW

6-7 p.m.

Rudy's Country Store

18

FRIDAY

NO AVAILABILITY

19

SATURDAY

TEXAS TECH AT IOWA ST.

6 p.m. CT

Jack Trice Stadium

20

SUNDAY

NO AVAILABILITY