



39 BOWL APPEARANCES | 11 CONFERENCE CHAMPIONSHIPS | 584 ALL-TIME VICTORIES | #WRECKEM

TEXAS TECH RED RAIDERS

2022 GAME NOTES

GAME

9

AT

#7 TCU
Nov. 5, 2022



Amon G. Carter Stadium (46,000)
Fort Worth, Texas

11 a.m. CT
FOX Sports
TTU Sports Network

2022 SCHEDULE/RESULTS

Overall: 4-4 | Big 12: 2-3 | H: 4-1 | A: 0-3 | N: 0-0

SEPTEMBER • (3-1)

3	MURRAY STATE	W, 63-10	Big 12 Now
10	#25 HOUSTON	W, 33-30 (20T)	FS1
17	at #16/12 N.C. State	L, 14-27	ESPN2
24	#22/19 TEXAS*	W, 37-34 (OT)	ESPN

OCTOBER • (1-3)

1	at #25 Kansas State*	L, 28-37	Big 12 Now
8	at #7 Oklahoma State*	L, 31-41	FS1
22	WEST VIRGINIA*	W, 48-10	FS1
29	BAYLOR*	L, 17-45	ESPN2

NOVEMBER • (0-0)

5	at #7 TCU*	11 a.m.	FOX
12	KANSAS*	6 p.m.	Big 12 Now
19	at Iowa State*	TBD	TBD
26	OKLAHOMA*	TBD	TBD

DECEMBER • (0-0)

3	Big 12 Championship	TBD	TBD
---	---------------------	-----	-----

TV: FOX SPORTS

- Play-by-Play: Gus Johnson
- Analyst: Joel Klatt
- Sideline Reporter: Jenny Taft



RADIO: TEXAS TECH SPORTS NETWORK

- Play-by-Play: Brian Jensen
- Analyst: John Harris
- Sideline Reporter: Chris Level
- SiriusXM: Channel 158 or 200
- National Radio: None
- Mobile App: Varsity Network (Texas Tech)



SOCIAL MEDIA: #WreckEm

- Twitter: @TexasTechFB
- YouTube: TexasTechAthletics
- Instagram: @TexasTech_FB
- Facebook: TexasTechFootball
- TikTok: TexasTechAthletics

TEXAS TECH COACHING STAFF

SIDELINE

- **Joey McGuire**, Head Coach (First Season)
- **Zach Kittley**, Offensive Coordinator/QBs (First Season)
- **Kenny Perry**, Assoc. H.C./Special Teams/RBs (First Season)
- **C.J. Ah You**, Outside Linebackers (First Season)
- **Josh Bookbinder**, Inside Linebackers (First Season)
- **Zarnell Fitch**, Defensive Line (First Season)
- **Stephen Hamby**, Offensive Line (First Season)
- **Emmett Jones**, Passing Game Coordinator/WRs (First Season)
- **Marcel Yates**, Passing Game Coordinator/DBs (First Season)

PRESSBOX

- **Tim DeRuyter**, Defensive Coordinator (First Season)
- **Josh Cochran**, Tight Ends (First Season)

TEXAS TECH

Record	4-4 Overall; 2-3 Big 12
Rankings	AP: NR Coaches: NR
Last Game	Lost to Baylor, 45-17
Streak	Lost 1
Head Coach	Joey McGuire
Career Record	4-4 (1st Season)
Record at Texas Tech	Same
Record vs. TCU	First Meeting

TCU

Record	8-0 Overall; 5-0 Big 12
Rankings	AP: 7 Coaches: 7
Last Game	Def. West Virginia, 41-31
Streak	Won 8
Head Coach	Sonny Dykes
Career Record	79-63 (12th Season)
Record at TCU	8-0 (1st Season)
Record vs. Texas Tech	First Meeting

SATURDAY STORYLINES



BATTLE FOR SADDLE TROPHY SATURDAY

- Texas Tech will look for its third win over a ranked opponent this season when the Red Raiders travel to Fort Worth for the annual Battle for the Saddle game with No. 7 TCU. The Red Raiders have departed the metroplex with the Saddle in hand in two of its last three visits following victories during the 2016 and 2018 seasons.
- The game will receive top-billing with a national broadcast on FOX Sports as well as Big Noon Kickoff, which will air from 9-11 a.m. Saturday outside Amon G. Carter Stadium. This will be Texas Tech's first Big Noon Kickoff appearance since the show debuted in 2019.



RED RAIDERS LOOKING FOR TOP-10 WIN

- With a win this weekend, the Red Raiders would secure their first victory over a top-10 team on the road since shocking top-ranked Oklahoma, 41-38, in Norman during the 2011 season. TCU represents Texas Tech's sixth ranked opponent already this season as the Red Raiders are 2-3 in those games with wins over then-No. 25 Houston and No. 22 Texas.
- Most importantly, a win would push the Red Raiders one step closer to a bowl appearance in the first season under Joey McGuire as Texas Tech closes its season with three unranked opponents currently towards the bottom of the Big 12 standings in Kansas, Iowa State and Oklahoma.



BIG 12'S TOP TWO OFFENSES ON DISPLAY

- Saturday's contest will feature the Big 12's top two offenses as TCU leads the league averaging 44.2 points per game and 518.6 yards, while the Red Raiders lead the league in passing yards per game (338.0) and rank second in total offense, averaging 475.9 yards per game.
- While Texas Tech continues to boast one of the nation's top offenses, its defense ranks in the top half of the Big 12 for total defense as the Red Raiders are only giving up 365.8 yards per game. That average would currently place Texas Tech's defensive performance as its best in relation to total defense since 2009.

RED RAIDERS BY THE NUMBERS

11.5

Number of tackles for loss for Tyree Wilson this season, which is the most by a Red Raider defensive lineman or edge player through eight games since 2000. It ranks as the second-highest total for any player during that span.

86

Number of points gained by the Red Raiders this season as the result of successful fourth-down conversions. Texas Tech is 4-1 this season when it is tied or in the plus category for points for on fourth-down attempts.

87.4

Texas Tech's fast-paced tempo offense has the Red Raiders averaging an FBS-best 87.4 plays per game entering this weekend. It matches the most plays (699) through eight games by a Red Raider offense since 2000.

INSIDE JOEY MCGUIRE

JOEY MCGUIRE FILE

Hometown	Crowley, Texas
Education	Texas-Arlington '95 (Kinesiology)
Wife	Debbie
Children	Daughter: Raegan; Son: Garret

COACHING HISTORY

Year	Position
2022-present	Texas Tech Head Coach
2020-21	Baylor Associate Head Coach (Outside Linebackers)
2019	Baylor Associate Head Coach (Defensive Ends)
2017-18	Baylor Assistant Coach (Tight Ends)
2003-16	Cedar Hill High School Head Coach
1997-02	Cedar Hill High School Assistant Coach
1995-96	Crowley High School Assistant Coach

BOWL GAMES (3)

2021	Allstate Sugar Bowl*
2019	Allstate Sugar Bowl
2018	Academy Sports + Outdoors Texas Bowl

* bowl came after he already accepted the Texas Tech position.

RECORD AGAINST OPPONENTS

Opponent	Overall	Home	Away	Neutral
Baylor	0-1	0-1	0-0	0-0
Houston	1-0	1-0	0-0	0-0
Iowa State	0-0	0-0	0-0	0-0
Kansas	0-0	0-0	0-0	0-0
Kansas State	0-1	0-0	0-1	0-0
Murray State	1-0	1-0	0-0	0-0
N.C. State	0-1	0-0	0-1	0-0
Oklahoma	0-0	0-0	0-0	0-0
Oklahoma State	0-1	0-0	0-1	0-0
TCU	0-0	0-0	0-0	0-0
Texas	1-0	1-0	0-0	0-0
West Virginia	1-0	1-0	0-0	0-0

RECORD VERSUS CONFERENCES

Conference	Overall	Home	Away	Neutral
American	1-0	1-0	0-0	0-0
ACC	0-1	0-0	0-1	0-0
Big Ten	0-0	0-0	0-0	0-0
Big 12	2-3	2-1	0-2	0-0
Conference USA	0-0	0-0	0-0	0-0
FBS Independents	0-0	0-0	0-0	0-0
Mid-American	0-0	0-0	0-0	0-0
Mountain West	0-0	0-0	0-0	0-0
Pac-12	0-0	0-0	0-0	0-0
SEC	0-0	0-0	0-0	0-0
Sun Belt	0-0	0-0	0-0	0-0
FCS Opponents	1-0	1-0	0-0	0-0

NFL DRAFT PICKS

Name	Year	Rd.	Pick	Team
Terrel Bernard, OLB*	2022	3rd	89	Buffalo
William Bradley-King, OLB*	2021	7th	240	Washington
James Lynch, DL*	2020	4th	130	Minnesota
Bravion Roy, DL*	2020	6th	184	Carolina

ALL-BIG 12 SELECTIONS

Name	Year	Team
James Lynch, DL	2019	1st
Vravion Roy, DL*	2019	1st
Terrel Bernard, OLB*	2020	2nd
Terrel Bernard, OLB*	2021	1st



HEAD COACH JOEY MCGUIRE

There's been a key ingredient to Joey McGuire's success throughout his career: authentic relationships. It's the reason he became beloved as a high school coach, leading Cedar Hill to three state championships despite inheriting a program that had never won a playoff game prior to his promotion. It's also why he was so successful in transitioning to the collegiate level, helping rebuild a Baylor program that turned into a Big 12 contender during his tenure.

Now, McGuire will look to do the same at Texas Tech where he enters his first season as head coach. McGuire, a 2020 inductee into the Texas High School Coaches Association Hall of Honor and a 2022 member of the Texas High School Football Hall of Fame, was named the 17th head coach in program history by Director of Athletics Kirby Hocutt on Nov. 9, 2021.

In the short time since his hire, it hasn't taken long to quickly see McGuire's extensive ties to the state of Texas at work as Texas Tech has already established itself as the unofficial home to the Texas High School Coaches Association (THSCA). Those ties have already paid dividends early in his tenure as McGuire and his staff were able to sign an impressive 2022 class that ranked in the top-40 nationally. It marked the highest-ranked recruiting class for the Red Raiders since the 2012 class.

Texas Tech's success on the recruiting trail has stemmed, in part, due to the relationships McGuire has formed throughout the state through his connections with the THSCA. It can also be contributed to the charter staff he assembled shortly after his hire, namely with several successful assistant coaches who, like McGuire, began their careers at the high school level.

McGuire created one of the most-memorable turnaround stories in Texas high school football history during his 14 seasons leading Cedar Hill. The Longhorns not only won at a high level under McGuire, but they transformed into one of the state's most dominant programs with its first state title in 2006 and then back-to-back state crowns in 2013 and 2014.

Cedar Hill was an impressive 141-42 during McGuire's tenure, going from an unknown to a state champion in only his fourth season as head coach. The Longhorns' dynasty featured 12-consecutive playoff appearances, nine bi-district titles and seven district crowns under McGuire, including another appearance in the state title game in 2012 where Cedar Hill fell to Katy.

McGuire, at only the age of 31, was promoted to head coach at Cedar Hill prior to the 2003 season following six seasons as an assistant coach. Cedar Hill had not recorded a winning season in the eight years prior to his promotion, a streak he quickly ended with a 6-4 campaign in his debut. McGuire was previously an assistant coach at his alma mater, Crowley High School, during the 1995 and 1996 seasons prior to his move to Cedar Hill.

The back-to-back state titles provided McGuire with several opportunities to depart for the collegiate level, a move he wouldn't make until after the 2016 season when Matt Rhule contacted him shortly after his hire as the new head coach at Baylor. Needing someone with extensive ties throughout the state of Texas, Rhule hired McGuire initially as his tight ends coach. The move was perfect timing for McGuire, who had remained at Cedar Hill to coach his son, Garret, for his final two seasons.

Baylor reached bowl eligibility three times with McGuire on staff and were in the midst of an eventual run to the Big 12 crown and a second appearance in the Allstate Sugar Bowl when McGuire was tabbed as Texas Tech's new head coach late in the 2021 season. McGuire served as Baylor's associate head coach during each of his final three seasons as he oversaw three different position groups during his tenure: tight ends (2017-18), defensive ends (2019) and outside linebackers (2020-21).

Following his success helping rebuild the Baylor program, Texas Tech was an ideal fit for McGuire, whose daughter, Raegan, was a recent graduate of the university. McGuire had visited Lubbock numerous times previously either to see his daughter or earlier in life when several life-long friends attended the university. McGuire likes to say he would have attended Texas Tech, himself, had he not met his wife, Debbie. He eventually earned his bachelor's degree in kinesiology from the University of Texas at Arlington in 1995.

The couple's two children are also highly successful in their own walks of life as Garret is entering his third season as a member of the Carolina Panthers coaching staff. He was previously a quarterback at Baylor from 2017-20 before joining the coaching profession. Raegan, meanwhile, is a fashion designer for AMUR in New York City. She is engaged to her fiancé, Joe Tocco.

INSIDE JOEY MCGUIRE & THE BRAND



THE BRAND

The core tenant of the Texas Tech football program under McGuire revolves around The Brand, which stands for his desire that the Red Raiders become the "toughest, hardest-working, most-competitive team in the country." On his final interview for the Texas Tech position, McGuire described his vision for the Red Raider program using The Brand, which President Lawrence Schovanec said "describes West Texas."



THE HALL OF FAMER

There likely isn't a power-five football program in the state of Texas with better ties to its high school coaches than at Texas Tech as McGuire hired five members of his charter coaching staff that have ties to the Texas High School Coaches Association. McGuire, himself, is already a legend at the prep level as a member of the THSCA Hall of Honor and the Texas High School Football Hall of Fame.



COVER GUY

McGuire received one of the highlights of his career this past summer as he graced the cover of Dave Campbell's Texas Football alongside longtime friend and UTSA head coach Jeff Traylor. The publication, dubbed the football Bible of Texas, documented McGuire and Taylor's rise from state champion high school coaches to successful collegiate head coaches with the appropriate title, "Forged on Fridays."

THE UNOFFICIAL HOME OF THE THSCA

Since his hire as Texas Tech's head coach, **Joey McGuire** has made it a point to brand the Red Raiders the "unofficial home of the Texas High School Coaches Association." Already a Hall of Famer, himself, McGuire hired a charter staff filled with experience at both the collegiate and high school levels with five assistant coaches who have previous ties to the THSCA as well as a slew of support staff members.

TEXAS TECH FOOTBALL STAFF WITH THSCA TIES

Name	THSCA Position
Joey McGuire	Cedar Hill Head Coach (2003-16)
Kenny Perry	Arlington Bowie (2006-12)/Halton City (2004-05)/Sam Houston (2000-03)
Josh Cochran	Lindale H.S. Asst. Coach (2015)
Zarnell Fitch	Lincoln H.S. Head Coach (2013) / Asst. Coach (2011-12)
Emmett Jones	South Oak Cliff H.S. Head Coach (2012-14)
Kirby Ennis (Defensive GA)	North Forney H.S. Asst. Coach (2017-19)
Jah'Shawn Johnson (Defensive GA)	Ennis H.S. Asst. Coach (2020-21)
Brian Nance (Dir. of Scouting)	Temple H.S. Asst. Coach (2018)
Dave Martin (Dir. of Player Development)	Cedar Hill H.S. Asst. Coach (1999-03)

Texas Tech also has three current student-athletes on its roster whose fathers are prominent high school coaches in the state in Allen's Lee Wiginton, the father of redshirt freshman wide receiver **Haydon Wiginton**, Amarillo Tascosa's Ken Plunk, the father of sophomore defensive back **Joseph Plunk** and Eastland's James Morton, the father of redshirt freshman quarterback **Behren Morton**.



FIRST-YEAR HCs at TEXAS TECH

- The 98th season of Texas Tech Football will feature a new look on the sidelines this fall as **Joey McGuire** take over as the 17th head coach in program history. McGuire will be looking to send the Red Raiders back to a bowl game for a second-consecutive season in his debut. If history repeats itself, McGuire could be in store for a solid debut season as 11 of the 16 previous head coaches have recorded a winning record in their first year. Texas Tech has advanced to a bowl game in seven of those seasons previously, most recently in the Holiday Bowl in 2013 under **Kliff Kingsbury**.
- First-year head coaches have found success in their debut season over the past few decades as six of that past seven leaders of the football program have boasted a winning record in their debut season. That list features **David McWilliams** (1986), **Spike Dykes** (1987), **Mike Leach** (2000), **Tommy Tuberville** (2010) and **Kliff Kingsbury** (2013).
- McGuire is the sixth head coach all-time to inherit a football program coming off a bowl appearance, joining the likes of **Steve Sloan**, **Rex Dockery**, **Spike Dykes**, **Tommy Tuberville** and **Kliff Kingsbury**. Of that group, only Tuberville and Kingsbury returned the Red Raiders back to a bowl game during their debut season.
- Of the head coaches in Texas Tech's history, McGuire resembles Dykes likely the best, not only for his charm and engaging personality but also his ties as a former high school head coach. Dykes spent a decade at the prep level with stops as an assistant in Eastland, Ballinger, San Angelo Central and then head coaching roles at Coahoma, Belton, Big Spring, Alice and Midland Lee. After three years as Texas Tech's defensive coordinator, Dykes was promoted to head coach prior to the 1986 Independence Bowl, starting a successful 13 seasons that featured 82 wins.

TEXAS TECH HEAD COACHES ALL-TIME IN DEBUT SEASON

Name	Year	Record	Bowl
E.Y. Freeland	1925	6-1-2	--
Grady Higgenbotham	1929	1-7-2	--
Pete Cawthon	1930	3-6	--
Dell Morgan	1941	9-2	Sun
DeWitt Weaver	1951	7-4	Sun
JT King	1961	4-6	--
Jim Carlen	1970	8-4	Sun
Steve Sloan	1975	6-5	--
Rex Dockery	1978	7-4	--
Jerry Moore	1981	1-9-1	--
David McWilliams	1986	7-5	Independence
Spike Dykes	1987	6-4-1	--
Mike Leach	2000	7-6	Gallery Furniture
Tommy Tuberville	2010	8-5	TicketCity
Kliff Kingsbury	2013	8-5	Holiday
Matt Wells	2019	4-8	--
Joey McGuire	2022	4-4	--

RECRUITING SUCCESS UNDER MCGUIRE

- Texas Tech has reaped the benefits of McGuire's ties to the state of Texas in the months following his hire as the Red Raiders signed their best signing class since 2012. The class, boosted by McGuire's hiring in November, was ranked as high as 39th nationally by Rivals, a steady improvement from its spot in the 70s prior to his hire.
- Texas Tech is currently ranked in the top-20 nationally for the 2023 class by both 247Sports and Rivals heading into the 2023 season. If that ranking stands, it would mark the highest-rated recruiting class for the Red Raiders in program history.
- One of the key factors in Texas Tech's recruiting success was the hiring of **James Blanchard** as Director of Player Personnel. Blanchard, who flew alongside McGuire to Lubbock as soon as he received the head coaching position, was recently named one of the top rising personnel and recruiting staffers in the country by the On3.com website.

CEDAR HILL CONNECTIONS

- **Joey McGuire** made his name in the coaching profession during his 14 seasons leading Cedar Hill High School in the Dallas-Fort Worth metroplex. In his first season as Texas Tech's head coach, he'll have five former Cedar Hill standouts on his roster in super senior linebacker **Dimitri Moore**, redshirt freshman outside linebacker **Charles Esters III** and then three true freshmen in defensive lineman **Harvey Dyson III**, defensive lineman **Syncere Massey** and defensive back **Jalon Peoples**.
- The draw of playing for McGuire was so large for Texas Tech's three true freshmen from Cedar Hill that all three committed the night McGuire was named the Red Raiders' new head coach. Their signing plus several other commitments following McGuire's hiring helped push Texas Tech to its best signing class since 2012.
- **Dimitri Moore** is the only Red Raider on the 2022 roster who can actively say he knows exactly what it's like playing for McGuire. The sixth-year senior was on McGuire's final team at Cedar Hill in 2016 before embarking on a successful collegiate career with stops at Vanderbilt and Missouri State. Moore was a member of McGuire's final state championship team at Cedar Hill as a sophomore in 2014.
- While he did not graduate from Cedar Hill, **Jordan Brown** attended the high school up until his senior year as he was a freshman when McGuire departed for Cedar Hill. His older brother, Laquionte Gonzalez, was on a Cedar Hill team under McGuire that played in the Class 6A state title game as a senior in 2012.

NOT THE ONLY COACH IN THE FAMILY

- Turn on a television any weekend this fall and you could possibly see another McGuire roaming the sidelines as **Garret McGuire** is currently in his third season as an offensive assistant with the Carolina Panthers. Garret McGuire previously played under his father at quarterback at Cedar Hill High School before enjoying four years as a backup at Baylor.

WHAT THEY ARE SAYING...

■ Bob Stoops, former Oklahoma head football coach

"I believe this is an awesome hire, I've known Joey a long time, since my first couple of years here going to recruit down in the Dallas area. He's always run a first class program, always very positive and was always close and connected with his players. The players love playing for him. I think football is relative and you do a great job, at whatever level you're playing, I think there is no reason you can't do it at a different level. He got great experience being at Baylor for the last 5 years, being with Matt Rhule, who I think is a heck of a coach. The same thing with Dave Aranda, who's doing a great job in his second year [at Baylor]. He's been influenced by two head coaches that have had really strong success. I believe that Joey is a person that connects, motivates players, and he will connect with the community and high school coaches around the state of Texas. I think he will do a great job."

■ Matt Rhule, former Carolina Panthers, Baylor head coach

"I think he will be unbelievable ushering in a new era at Tech. I think that he's one in a million. There are not many people like Joey McGuire as a person, as a coach. I think that there's not ever going to be a bad day ever in that facility, those players are going to be developed, they're going to be loved, they're going to be honed, they're going to be developed in every aspect of their life. He's going to bring excitement to all West Texas, especially to Lubbock. For Red Raider Nation I think he's absolutely going to be a bolt of energy, throughout the entire athletic department and you guys are going to play really good football too."

■ Kim Mulkey, LSU head women's basketball coach

"I am so happy for Joey. Not only is he a great coach, he has the people skills to recruit. He is well connected to the Texas high school coaches. Texas Tech will love him and his wife, Debbie and their two children."

■ Mack Brown, North Carolina head football coach

"I'm thrilled Coach McGuire is receiving this opportunity at Texas Tech because he's earned it. He was a great high school coach during my time at Texas and it doesn't surprise me at all that he's worked his way to a head coaching position in the Big 12. He's a smart, innovative coach, who brings deep ties to Texas high school football with him to Lubbock. I've always admired him, and if I had a son, I would want him to play for Coach McGuire. I think Texas Tech made a smart decision here and Coach McGuire will do an excellent job for them."

■ Joe Martin, Executive Director of THSCA

"I am very proud and excited for Joey on being selected the next head football coach at Texas Tech. He is a hometown product starting as a player at Crowley and working his way up the ranks to head coach at Cedar Hill and eventually as associate head coach at Baylor. He is a past member of the THSCA Board of Directors and has many friends in the high school coaching community across the state. Joey is as good as they come as a coach and we wish him the best!"

■ Glen West, Assistant Executive Director of THSCA

"Joey is one of our own. He is a personable friend to many. In the world we live in today where fewer and fewer coaches have fewer communication with college coaches than in the past, this is a refreshing change. We feel there will be an open dialogue with all the high school coaches in the state, and he will get our full support. Joey is never too busy for you. He's the same guy he was at Baylor as he was when he was the head coach at Cedar Hill High School. Parents will love him. Players will love him. It's going to be a fun time. We are over the top excited for his hire at Texas Tech."



SERIES HISTORY



TCU (32-29-3)
GP: 64; Home: 19-10-3; Away: 13-19; Neutral: 0-0; OT: 2-0
Big 12: 4-6; Home: 1-4; Away: 3-2
SWC: 21-12-3; Home: 12-3-3; Away: 9-9
Jones AT&T Stadium: 28 (16-9-3)
Tech Stadium: 4 (3-1-1)
at Amon G. Carter Stadium: 29 (13-16).
at Clark Field: 3 (0-3-3).
Games decided by 3 points or less: 9 (3-4-2).
Games decided by 7 points or less: 13 (6-5-2).
Most Points-TTU: 70 (70-35 win on Sept. 18, 2004).
Most Points-TCU: 82 (82-27 loss on Oct. 25, 2014).
Fewest Points-TTU: 0, five times (last: 16-0 - Nov. 11, 1967).
Fewest Points-TCU: 0, four times (last: 34-0 - Nov. 8, 1975)
Largest Win: 56 (63-7 win on Nov. 9, 1985).
Largest Loss: 55 (82-27 loss on Oct. 25, 2014).
Win Streak: 6, two times (Nov. 9, 1985-Sept. 28, 1991).
Loss Streak: 5 (Oct. 30, 1926-Sept. 26, 1936).
Most Attended: 61,283 on Sept. 25, 2015 in Lubbock.
Last 10: 4-6. Last 20: 11-9.

SERIES HISTORY (SINCE 1965)

Date	Loc.	W/L	TTU	WVU	Att.
*Oct. 9, 1965	H-JS	W	28	24	35,000
*Oct. 8, 1966	A	L	3	6	25,064
*Nov. 11, 1967	A	L	0	16	23,428
*Nov. 9, 1968	H-JS	W	31	14	40,140
*Nov. 8, 1969	A	L	26	35	25,278
*Nov. 7, 1970	H-JS	W	22	14	40,100
*Nov. 6, 1971	A	L	6	17	22,138
*Nov. 11, 1972	H-JS	L	7	31	40,120
*Nov. 10, 1973	A	W	24	10	25,029
*Nov. 9, 1974	H-JS	W	28	0	40,189
*Nov. 8, 1975	A	W	34	0	18,200
*Nov. 6, 1976	A	W	14	10	20,986
*Nov. 5, 1977	H-JS	W	49	17	42,124
*Nov. 11, 1978	A	W	27	17	17,228
*Nov. 10, 1979	H-JS	T	3	3	40,091
*Nov. 8, 1980	A	L	17	24	18,752
*Nov. 7, 1981	H-JS	T	39	39	37,714
*Nov. 6, 1982	A	W	16	14	22,104
*Nov. 5, 1983	H-JS	T	10	10	37,507
*Nov. 10, 1984	A	L	16	27	34,075
*Nov. 9, 1985	H-JS	W	63	7	33,536
*Nov. 8, 1986	A	W	36	14	25,729
*Nov. 7, 1987	H-JS	W	36	35	28,516
*Nov. 5, 1988	A	W	23	10	29,362
*Nov. 11, 1989	H-JS	W	37	7	39,255
*Nov. 10, 1990	A	W	40	28	28,730
*Sept. 28, 1991	H-JS	L	16	30	40,276
*Nov. 14, 1992	A	W	31	28	26,386
*Nov. 6, 1993	H-JS	W	49	21	31,922
*Nov. 25, 1994	A	L	21	24	43,219
*Nov. 11, 1995	H-JS	W	27	6	37,529
Sept. 18, 2004	H-JS	W	70	35	51,271
Sept. 16, 2006	A	L	3	12	45,647
*Oct. 20, 2012	A	W-30T	56	53	47,894
*Sept. 12, 2013	H-JS	W	20	10	58,702
*Oct. 25, 2014	A	L	27	82	45,122
*Sept. 25, 2015	H-JS	L	52	55	61,283
*Oct. 29, 2016	A	W-20T	27	24	45,619
*Nov. 18, 2017	H-JS	L	3	27	51,278
*Oct. 8, 2018	A	W	17	14	44,387
*Nov. 16, 2019	H-JS	L	31	33	50,459
*Nov. 7, 2020	A	L	18	34	12,356
*Oct. 9, 2021	H-JS	L	31	52	55,821

KEY:
*Big 12 Conference game *Southwest Conference game
JS-Jones Stadium CF-Clark Field, Fort Worth, Texas
All games at TCU are played at Amon G. Carter Stadium

TEAM NOTEBOOK

RED RAIDERS HEAD TO DFW FOR 65TH ALL-TIME MEETING WITH TCU

- Texas Tech and TCU will meet for the 65th time in history Saturday as the Red Raiders lead the all-time series with a 32-29-3 advantage. This will be the 10th meeting between the two former Southwest Conference foes since the Horned Frogs joined the Big 12 prior to the 2012 season.
- The two schools previously experienced a five-year run where the visiting team prevailed from 2015-19 with the Red Raiders winning twice in Fort Worth during the 2016 and 2018 seasons. TCU ended that streak in 2020 with a 34-18 victory and then added a 52-31 win a year ago in Lubbock.
- Texas Tech's current three-game losing streak to the Horned Frogs is its longest since the 1958-60 seasons under then head coach **Dewitt Weaver**. The final loss for the Red Raiders in that stretch came in 1960, the first year as Southwest Conference members for both Texas Tech and TCU. The Red Raiders have not lost four straight to the Horned Frogs since the two schools first began their series in 1926 with TCU winning the first five meetings (1926-30).
- Texas Tech and TCU were previously members of the Southwest Conference from 1960-95 where the Red Raiders held a 21-12-3 advantage in those games. The two schools met twice as non-conference foes in 2004 and 2006 prior to TCU joining the Big 12 in 2012. The two schools split those two games with the Red Raiders delivering a 70-35 rout in 2004 followed by a 12-3 victory by the Horned Frogs two years later.

TEXAS TECH, TCU CONNECTIONS

- This weekend's matchup will put the Red Raiders against a fellow Texas Tech graduate in TCU head coach **Sonny Dykes**. Dykes, the son of legendary Red Raider head coach **Spike Dykes**, received his bachelor's degree in history from the university in 1993 and was a member of the Texas Tech baseball program for two seasons. He previously spent seven seasons as an assistant coach for his alma mater, serving as receivers coach from 2000-04 before adding the title of co-offensive coordinator from 2005-06. Dykes will become the fourth Texas Tech graduate to face his alma mater as an opposing head coach, joining **Tom Wilson** (Texas A&M 1978-81), **Art Briles** (Baylor 2008-15) and **Lincoln Riley** (Oklahoma 2017-21).
- Dykes isn't the only Texas Tech graduate on the TCU staff as his offensive coordinator **Garrett Riley** earned his degree in general business from the university in 2012. Garrett Riley, a West Texas native from Muleshoe, is the younger brother of **Lincoln Riley**.
- Texas Tech, meanwhile, has a TCU graduate on its staff in defensive line coach **Zarnell Fitch**, who earned his degree in communications and a minor in social work in 2006. Fitch was a two-year letterman for the Horned Frogs from 2004-05 where he made three starts as a senior, notably making a pair of interceptions that season from his spot on the interior. He arrived at Texas Tech following six seasons serving in a similar capacity for his alma mater under former head coach Gary Patterson.
- Fitch isn't the only former TCU assistant now on the Texas Tech staff as associate head coach and special teams coordinator **Kenny Perry** received his first college position with the Horned Frogs. Perry, a DFW native, served as TCU's director of high school relations in 2013 before being promoted to cornerbacks coach the following year. Additionally, he also previously worked under TCU head coach **Sonny Dykes** as he was a special teams quality control analyst at SMU in 2020 and then the special teams coordinator for the Mustangs in 2021.
- Perry also previously worked alongside TCU inside receivers coach **Doug Meacham** during their two seasons together at Kansas. Perry was Kansas' special teams coordinator and recruiting coordinator from 2017-18, while Meacham was the Jayhawks' offensive coordinator. Meacham also attended Arlington Sam Houston High School where Perry was eventually the head coach from 2000-03, which marked his first head coaching position.
- TCU, likewise, has several additional former Texas Tech staffers as special teams coordinator **Mark Tommerdahl** was previously the special teams coordinator for the Red Raiders the past three seasons (2019-21). During his tenure, Tommerdahl helped mentor current Red Raider punter **Austin McNamara** into a Freshman All-American in 2019 and place kicker **Trey Wolff** to All-Big 12 honorable mention accolades that same season.
- Texas Tech outside linebackers coach **C.J. Ah You** is a former college teammate with TCU outside receivers coach **Malcolm Kelly**, who both starred at Oklahoma together during the 2005-06 seasons. Ah You, a transfer to Oklahoma from Snow College and before that BYU, was tabbed the Big 12 Defensive Newcomer of the Year as a junior in 2005. That same year, Kelly was recognized as a first team All-Big 12 honoree and a Freshman All-American.

CAREER NOTABLES VERSUS THE HORNEF FroGS

- **Tony Bradford Jr.** recorded 2.0 tackles for loss against the Horned Frogs a year ago, the second-highest total of his career. Bradford will be facing the Horned Frogs for the third time in his career this weekend as he previously had two stops as a true freshman in 2019 and then five tackles a year ago.
- **Adrian Frye** set his career high with seven tackles in the 2019 matchup against the Horned Frogs as he has 11 stops for his career against the Horned Frogs to go along with two pass breakups and an interception. His lone interception helped the Red Raiders seal a 17-14 victory in the 2018 matchup as he caught a Shawn Robinson bobbled pass in the backfield to allow Texas Tech to run out the clock with only 43 seconds remaining in regulation.

STATISTICAL MATCHUP: TEXAS TECH vs. TCU

CATEGORY	TECH	NCAA	BIG 12	TCU	NCAA	BIG 12
Scoring Offense	33.9	35th	7th	44.2	3rd	1st
Total Offense	475.9	19th	2nd	518.6	4th	1st
Rushing Offense	137.9	80th	9th	217.9	15th	2nd
Passing Offense	338.0	4th	1st	300.8	16th	2nd
Passing Efficiency	128.4	95th	10th	117.3	4th	1st
Time of Possession	29:46	72nd	6th	30:48	44th	5th
Scoring Defense	29.2	89th	7th	27.2	73rd	5th
Total Defense	365.8	58th	4th	402.5	89th	6th
Rushing Defense	147.9	74th	7th	140.5	64th	6th
Passing Defense	217.9	50th	2nd	262.0	104th	7th
Passing Efficiency Defense	123.2	36th	4th	126.1	50th	5th
QB Sacks Per Game	2.1	63rd	4th	1.9	85th	8th
Tackles for Loss	6.4	40th	5th	4.8	104th	10th
Net Punting	40.6	33rd	3rd	37.5	88th	9th
Punt Returns	7.7	63rd	7th	10.9	26th	4th
Kickoff Returns	21.7	35th	3rd	20.1	70th	6th
Turnover Margin	-7	119th	10th	+6	20th	2nd

- In addition to Frye, two other Red Raiders set their career highs for tackles against the Horned Frogs as **Jaylon Hutchings** had seven stops in last year's meeting, while **Jesiah Pierre** had six in that same goal. Hutchings would later match his career high with seven tackles again in the regular-season finale against Baylor.
- **SaRodorick Thompson** hit the 100-yard mark for the fifth time in his career a year ago versus TCU as he rushed 18 times for 118 yards and a career-high three touchdowns. His performance on the ground was matched in the passing game as he caught two passes for 79 yards, including one that went from deep in Red Raider territory 75 yards to the TCU 10-yard line. The Red Raiders found the end zone two plays later on an Xavier White four-yard carry. For his career, Thompson has 150 rushing yards and three carries to go along with eight receptions for 92 yards over three games against the Horned Frogs.

WELCOME HOME TO THE METROPLEX

- The Dallas-Fort Worth metroplex is home to Texas Tech's largest alumni base in the United States outside of Lubbock as approximately 40,000 graduates currently reside in the area. Texas Tech has enjoyed great fan support in the DFW area due to its large alumni base as Texas Tech previously hosted Baylor at AT&T Stadium in Arlington annually from 2009-18 as well as spring football games at The Star in Frisco in recent years. The Red Raider basketball program, meanwhile, turned a neutral site NCAA first and second round location in Dallas into United Supermarkets Arena with capacity crowds in 2018.
- The return to the metroplex will be a homecoming of sorts for many members of the Red Raider roster as Texas Tech boasts 36 players on its roster that call the DFW area home. That list includes several notable starters such as running back **SaRodorick Thompson Jr.**, wide receivers **Myles Price**, **Jerand Bradley**, **Trey Cleveland III** and **Brady Boyd**, offensive lineman **Caleb Rogers**, defensive lineman **Jaylon Hutchings** and linebackers **Kosi Eldridge** and **Dimitri Moore**.
- The Texas Tech coaching staff features four members who were previously high school head coaches in the DFW area, none more notably than **Joey McGuire**, who led Cedar Hill to three state titles during a memorable 14 seasons. In addition, the Texas Tech staff also features longtime DFW head coach **Kenny Perry**, former Dallas Lincoln head coach **Zarnell Fitch** and South Oak Cliff legendary head coach **Emmett Jones**.
- Perry remains one of the most popular coaches in the Dallas-Fort Worth area even after his move to the collegiate level. Perry, a past director of the North Texas High School Football Association and board member of the THSCA, was previously the head coach of Arlington Sam Houston from 2000-03, Haltom City from 2004-05 and then Arlington Bowie from 2006-12. He was a combined 67-22 during his seven seasons at Bowie alone and was recognized as the *Dallas Morning News* Coach of the Year in 2007.
- Jones, meanwhile, remains one of the most revered figures in his own right after leading South Oak Cliff to a 30-8 record during his three seasons as head coach from 2012-14. That tenure helped start a strong run for South Oak Cliff that culminated this past season with the Golden Bears capturing the Class 6A Division II state title. Jones was recognized by Dallas ISD in January 2022 with a special proclamation, honoring his work with inner-city youth in the metroplex.

FOURTH DOWN SUCCESS

- Much has been said about **Joey McGuire's** aggressive approach to fourth downs this season as Texas Tech is 22-of-36 on conversion attempts already this season. The philosophy is one he gained an appreciation for while at Baylor last season as the Bears were among the most aggressive teams in college football, going 22-of-35 on fourth down attempts en route to a run to the Big 12 title. Baylor closed the 2021 season ranked tied for 10th nationally in most successful fourth-down conversions, which resulted in 86 points compared to only 17 points allowed for failed attempts.
- Texas Tech currently leads the FBS with 22 successful fourth-down conversions as the Red Raiders lead Baylor with 18, Northwestern with 17 and then Central Michigan with 16. The Red Raiders' 36 attempts this season are also the most in the FBS, six more than Navy with 30 to this point.
- Texas Tech has converted 61.1 percent of its fourth down tries, resulting in 86 points. Failed fourth downs have only resulted in 37 points for opponents thus far, with seven of those not being the fault of the Red Raider defense as N.C. State took a fourth down interception back for a touchdown.
- McGuire's aggressive nature was a key reason for Texas Tech's victory in its Big 12 opener against Texas as the Red Raiders were 6-of-8 on fourth downs, marking the most conversions in a game dating back to 2000 and the most for a power-five program so far this season. The Red Raiders matched that total by going 6-for-7 on fourth downs against West Virginia, which were all in the first half. Dating back to 2013 when the NCAA began tracking single-game highs for fourth down conversions, Texas Tech is the only school to successfully move the sticks six times on fourth downs in two separate games in a season. Only UTEP has converted the same number of fourth downs in an FBS game this year as the Miners were also 6-of-8 on Oct. 8 against Louisiana Tech.
- Texas Tech turned its six successful fourth down conversions into a season-high 27 points against the Longhorns, while its two failures did not hurt the Red Raiders as Texas was unable to convert into scoring drives of its own. The Red Raiders were 4-for-6 on fourth down tries in the second half of that game, which led to 20 key points down the stretch leading into an overtime victory.
- The same could be said for its performance against West Virginia as Texas Tech's six fourth down conversions eventually led to 14 early points. The Mountaineers, meanwhile, stalled out on their lone drive that resulted from a failed Tech fourth down attempt as the Red Raiders are now plus-52 on their fourth-down decisions this season.
- With four games to play, Texas Tech's 22 successful fourth down conversions already rank tied for the second-highest total dating back to 2000. Texas Tech's most during that span came in 2002 when the Red Raiders moved the sticks on 25-of-40 tries on fourth down.

THOMPSON vs. THE BIG 12

Career rushing totals for SaRodorick Thompson against Big 12 opponents

School	GP	Yards	YPG	TDs
Baylor	4	305	76.3	2
Iowa State	3	116	38.7	3
Kansas	3	180	60.0	1
Kansas State	4	204	51.0	3
Oklahoma	3	137	45.7	1
Oklahoma State	5	358	71.6	4
TCU	3	150	50.0	3
Texas	4	314	78.5	3
West Virginia	5	210	42.0	6

FOURTH DOWNS LEADING TO POINTS

Game-by-game look at how Texas Tech has turned successful fourth-down conversions into points.

Game	4th Downs	Pts. Gained	Pts. Lost	+/-
Murray State	0-0	0	0	0
Houston	2-3	7	0	+7
N.C. State	1-4	7	14*	-7*
Texas	6-8	27	0	+27
K-State	1-3	0	6	-6
Oklahoma St.	4-7	24	7	+17
West Virginia	6-7	14	0	+14
Baylor	2-4	7	10	-3
Totals	22-36	86	37	+49


* touchdown was a result of a fourth-down interception returned for the score, not the defense

MOST SUCCESSFUL 4TH-DOWN TRIES SINCE 2000

Texas Tech's most successful fourth down conversions in a season since 2000.

Year	Converted	Attempts	Pct.
2002	25	40	62.5
2009	22	32	68.8
2022	22	36	61.1
2020	20	31	64.5
2003	19	34	55.9
2007	19	31	61.3
2008	17	26	65.4

ON THIS DATE...



TEXAS TECH 23, TCU 10

Date: Nov. 5, 1988

Location: Fort Worth, Texas | Attendance: 29,362

Recap: Texas Tech improved to 3-0 all-time on Nov. 5 against TCU with its 23-10 victory in 1988. Billy Joe Tolliver threw for 187 yards in the win, while James Gray had 114 yards on the ground. The Tech defense, meanwhile, shut out TCU in the second half as part of a six-game winning streak over the Horned Frogs.

TEXAS TECH ALL-TIME ON NOV. 5

Year	Opponent	Result
2016	Texas	L, 37-45
2011	at No. 25 Texas	L, 20-52
2005	Texas A&M	W, 56-17
1988	at TCU	W, 23-10
1983	TCU	W, 49-17
1977	TCU	W, 49-17
1966	Oklahoma State	W, 10-7
1960	Tulane	L, 21-35
1955	Arizona	W, 27--7
1949	at Texas Western	W, 13-0
1938	Loyola of the South	W, 55-0
1937	at Loyola of the South	W, 25-6
1927	Daniel Baker	W, 19-7
1926	at Daniel Baker	T, 0-0
1925	Wayland	W, 120-0

THE LAST MEETING...



TCU 52, TEXAS TECH 31

Date: Oct. 9, 2021

Location: Lubbock, Texas | Attendance: 55,821

Recap: TCU raced out to a 35-10 halftime lead over Texas Tech and never looked back to win its third-consecutive game in the series. Henry Colombi threw for 344 yards in a losing effort, while SaRodorick Thompson rushed for 118 yards and a career-high three touchdowns to power the Red Raider offense.

RUSHING: TCU-Miller, Kendre 12-185; Evans, Zach 17-143; Duggan, Max 6-43; Demercado, Emari 8-22; Foster, Daimarqu 3-4; TEAM 1-minus 3. Texas Tech-Thompson, S. 18-118; White, Xavier 9-51; Ezukanma, Erik 1-16; Price, Myles 1-15; Rigdon, Dalton 1-9; Colombi, Henry 7-5.

PASSING: TCU-Duggan, Max 8-10-0-104. Texas Tech-Colombi, Henry 23-41-1-344.

RECEIVING: TCU-Conwright, Blair 3-46; Barber, Taye 2-7; Davis, Derius 1-42; DiNunzio, Domini 1-5; Brown, Quincy 1-4. Texas Tech - Geiger, Kaylon 5-85; Cleveland, Trey 3-36; White, Xavier 3-26; Ezukanma, Erik 3-23; Thompson, S. 2-79; Tharp, Mason 2-22; Rigdon, Dalton 2-18; Price, Myles 2-41; Fouonji, Loic 1-14.

PRESEASON HONORS

TAHJ BROOKS (RB)

Phil Steele Preseason All-Big 12 Third Team

BAYLOR CUPP (TE)

John Mackey Award Watch List

Phil Steele Preseason All-Big 12 Second Team

ADRAIN FRYE (DB)

Reese's Senior Bowl Watch List

JAYLON HUTCHINGS (DT)

Phil Steele Preseason All-Big 12 Third Team

AUSTIN MCNAMARA (P)

Ray Guy Award Watch List

Phil Steele Preseason All-Big 12 Second Team

KRISHON MERRIWEATHER (LB)

Phil Steele Preseason All-Big 12 Second Team

REGGIE PEARSON JR. (DB)

Reese's Senior Bowl Watch List

MYLES PRICE (WR)

Paul Hornung Award Watch List

Phil Steele Preseason All-Big 12 Third Team

CALEB ROGERS (OL)

Phil Steele Preseason All-Big 12 Fourth Team

TYLER SHOUGH (QB)

Johnny Unitas Award Watch List

Reese's Senior Bowl Watch List

COLE SPENCER (OL)

Outland Trophy Watch List

Phil Steele Preseason All-Big 12 Fourth Team

RAYSHAD WILLIAMS (DB)

Phil Steele Preseason All-Big 12 Second Team

DADRION TAYLOR-DEMERSON (DB)

Phil Steele Preseason All-Big 12 Second Team

MARQUIS WATERS (DB)

Phil Steele Preseason All-Big 12 Fourth Team

RAYSHAD WILLIAMS (DB)

Phil Steele Preseason All-Big 12 Second Team

TYREE WILSON (OLB)

Reese's Senior Bowl Watch List

Chuck Bednarik Award Watch List

Phil Steele Preseason All-Big 12 Fourth Team

INJURY REPORT

OCT. 31 UPDATE

QUESTIONABLE VS TCU

LB #11 Dimitri Moore

OL #72 Landon Peterson

OL #71 Monroe Mills

OUT FOR SEASON

OLB #54 Bryce Ramirez

OL #74 Cole Spencer, announced Sept. 5

WR #15 Cam Cantrell, announced Aug. 29

LB #33 Matthew Young, announced Aug. 29

LB #34 Bryce Robinson, announced Aug. 29

DL #93 Trevon McAlpine, announced Aug. 29

A \$200 MILLION INVESTMENT


■ Texas Tech announced its largest investment into the Red Raider football program to date in July as the athletics department unveiled plans for an approximate \$200 million facilities project to construct a new south end zone building to Jones AT&T Stadium, which will connect to the new Dustin R. Womble Football Center. The newly-constructed facilities will include over 300,000 combined square feet and blend world-class modern design and technology elements with Spanish architecture well known to Texas Tech supporters.

■ Texas Tech will relocate its coaches' offices to the third floor of the south end zone, which will overlook Cody Campbell Field at Jones AT&T Stadium and connect to both the Womble Football Center and the Sports Performance Center through a skybridge. Plans are for the Womble Football Center to be constructed on the same land that currently occupies the present Football Training Facility, featuring two stories in height as well as the expansion to Sixth Street to further increase the overall square footage of the facility.

■ Texas Tech will maintain its football strength and conditioning, sports medicine and equipment areas on the main level of the Womble Football Center as part of the new layout. The second floor will connect to the skybridge, housing many of the football program's meeting spaces, including individual position rooms and the Spike Dykes Team Meeting Room. This floor will also feature a revolutionary 6,000-plus square foot multi-purpose walkthrough area designed to allow for large-scale indoor team strategy implementation, instruction and technique evaluation.

■ Between the south end zone project and the Womble Football Center, the two facilities will contain space for both recruiting and players' lounges, a new player locker room, a television studio for gameday and social media content as well as a significant investment into technology through digital signage and displays.

■ The project is slated for groundbreaking immediately following the 2022 football season in anticipation of opening in 2024.



RED RAIDERS AGAINST RANKED OPPONENTS

■ Texas Tech has arguably faced one of the most challenging schedules in college football this season as TCU represents the Red Raiders' sixth ranked opponent already through nine games. The Red Raiders previously went 2-3 over a five-game stretch against ranked opponents that ended with Oklahoma State (week six). During that span, the Red Raiders recorded wins over then-No. 25 Houston and No. 22/19 Texas and fell in all three road trips to No. 16/12 N.C. State, No. 25 Kansas State and No. 7 Oklahoma State.

■ The Red Raiders will be looking for their first win over a top-10 opponent since routing No. 4 West Virginia, 49-14, early in the 2012 season and their first on the road since shocking No. 1 Oklahoma (coaches' poll), 41-38, in 2011. Texas Tech has 15 victories in its history over teams ranked in the top-10 nationally, including eight since it joining the Big 12 Conference in 1996. Of those victories, two have come on the road as the Red Raiders topped No. 8 Texas, 19-13, in Austin in 1967 and then No. 1 Oklahoma, 41-38, in Norman in 2011.

■ Texas Tech is 0-2 all-time against top-10 TCU teams with losses during the 2014-15 season but is 4-4 in games where the Horned Frogs are ranked. The Red Raiders' four wins came in 1956 (21-7), 1961 (10-0), 2012 (56-53, 3 OT) and 2013 (20-10).

■ Texas Tech's start to its season marked the first time in program history where the Red Raiders have had five ranked opponents fall in the first six games of their schedule. In fact, the challenging start to the season ranks among the most difficult in recent memory as Texas Tech is only the fourth team since 1980 to face an Associated Press top-25 opponent in five of the first six games of a season. According to research from STATS, Inc., Texas Tech joins the likes of Michigan State (1987), Tennessee (1991) and Ohio State (1995) in facing similar challenging starts against AP top-25 teams.

■ Of those four schools, Texas Tech is the only school to feature a first-year head coach in **Joey McGuire**. He becomes the first head coach in the FBS since 1980 to face five AP top-25 opponents in the first six games of his debut season.

■ At the time of the Oklahoma State game, Texas Tech was the only school in the country to already face five top-25 opponents. Florida ranked second nationally as the Gators had already gone against three AP-ranked foes through that weekend.

■ The five-straight games against ranked opponents matched the longest streak in school history that was previously set in 2012. That season, the Red Raiders, similarly, went 2-3 during a stretch against No. 14 Oklahoma (L, 20-41), No. 4 West Virginia (W, 49-14), at No. 21 TCU (W, 56-53 in 3OT), at No. 4 Kansas State (L, 55-24) and against No. 22 Texas (L, 31-22).

■ With its win over Texas, the Red Raiders recorded multiple wins over ranked opponents in the same season for the first time since 2012 when Texas Tech topped No. 4 West Virginia and No. 21 TCU in consecutive games. Texas Tech still has one currently-ranked opponent still on its schedule in No. 7 TCU and two others that have appeared in the polls this season in Kansas and Oklahoma. The Red Raiders have not dropped three ranked opponents in the same season since 2008 when the Red Raiders knocked off No. 19 Kansas, No. 1 Texas and No. 8 Oklahoma State over three-straight games.

■ The victory over Texas marked the first time in program history that Texas Tech defeated multiple ranked opponents in the first four games of a season. In its history, Texas Tech had started off only one other season with three of its first four games against ranked opponents as the Red Raiders last did so in 1978 against the likes of No. 9 Southern Cal, No. 6 Texas and No. 7 Texas A&M.

■ For **Joey McGuire**, he became only the second head coach in program history to defeat a top-25 team in his first game against a ranked opponent after topping Houston. He joins **Kliff Kingsbury** as the only other head coach to do so after the Red Raiders edged No. 24 TCU, 20-10, in what was only the third game of Kingsbury's tenure in 2013.

■ The win over Texas, meanwhile, helped McGuire join both Kingsbury and **JT King** (1961) are the only two head coaches in program history to record multiple wins against ranked opponents in their debut season. Kingsbury also topped No. 16 Arizona State in the Holiday Bowl to wrap the 2013 season, while King led the Red Raiders to victories over No. 21 TCU and No. 23 Baylor in 1961. McGuire would become the first head coach in program history with three ranked wins in his debut season with another top-25 victory this year.

A CHALLENGING START TO THE SEASON

Stats, Inc. research into the number of times since 1980 where schools have faced five top-25 teams in the first six games.

Year	School	Record*
1987	Michigan State	4-2
1991	Tennessee	4-2
1995	Ohio State	6-0
2022	Texas Tech	3-2

* indicates record through first six games.

ALL-TIME TOP-10 WINS

Texas Tech wins over top-10 foes in its history.

Year	Opponent	Result
1966	#6 Arkansas	W, 21-16
1967	at #8 Texas	W, 19-13
1968	#6 Texas	W, 31-22
1974	#6 Texas	W, 26-3
1974	#9 Arizona	W, 17-8
1978	#5 Houston	W, 22-21
1995	#8 Texas A&M	W, 14-7
1999	#5 Texas A&M	W, 21-19
2002	#3 Texas	W, 42-38
2004	vs. #4 Cal*	W, 45-31
2007	#3 Oklahoma	W, 34-27
2008	#1 Texas	W, 39-33
2008	#8 Oklahoma State	W, 56-20
2011	at #1 Oklahoma	W, 41-38
2012	#4 West Virginia	W, 49-14

* indicates bowl game

■ The five-straight games against ranked opponents matched the longest streak in school history that was previously set in 2012. That season, the Red Raiders, similarly, went 2-3 during a stretch against No. 14 Oklahoma (L, 20-41), No. 4 West Virginia (W, 49-14), at No. 21 TCU (W, 56-53 in 3OT), at No. 4 Kansas State (L, 55-24) and against No. 22 Texas (L, 31-22).

■ With its win over Texas, the Red Raiders recorded multiple wins over ranked opponents in the same season for the first time since 2012 when Texas Tech topped No. 4 West Virginia and No. 21 TCU in consecutive games. Texas Tech still has one currently-ranked opponent still on its schedule in No. 7 TCU and two others that have appeared in the polls this season in Kansas and Oklahoma. The Red Raiders have not dropped three ranked opponents in the same season since 2008 when the Red Raiders knocked off No. 19 Kansas, No. 1 Texas and No. 8 Oklahoma State over three-straight games.

■ The victory over Texas marked the first time in program history that Texas Tech defeated multiple ranked opponents in the first four games of a season. In its history, Texas Tech had started off only one other season with three of its first four games against ranked opponents as the Red Raiders last did so in 1978 against the likes of No. 9 Southern Cal, No. 6 Texas and No. 7 Texas A&M.

■ For **Joey McGuire**, he became only the second head coach in program history to defeat a top-25 team in his first game against a ranked opponent after topping Houston. He joins **Kliff Kingsbury** as the only other head coach to do so after the Red Raiders edged No. 24 TCU, 20-10, in what was only the third game of Kingsbury's tenure in 2013.

■ The win over Texas, meanwhile, helped McGuire join both Kingsbury and **JT King** (1961) are the only two head coaches in program history to record multiple wins against ranked opponents in their debut season. Kingsbury also topped No. 16 Arizona State in the Holiday Bowl to wrap the 2013 season, while King led the Red Raiders to victories over No. 21 TCU and No. 23 Baylor in 1961. McGuire would become the first head coach in program history with three ranked wins in his debut season with another top-25 victory this year.

■ Since both Houston and N.C. State remained in the top-25 polls prior to their matchups with the Red Raiders, it marked the first time since 2002 that Texas Tech has faced multiple ranked non-conference opponents in a season. The Red Raiders previously started the 2002 campaign at No. 12 Ohio State before traveling later to face No. 16 N.C. State in the fourth week of the season.

■ It was only the sixth time the Red Raiders have faced multiple ranked non-conference opponents in a regular season since joining the Southwest Conference in 1960. Texas Tech also faced multiple ranked non-conference teams in 1994 (No. 1 Nebraska, No. 21 Oklahoma), 1992 (No. 15 Oklahoma, No. 25 N.C. State), 1990 (No. 18 Ohio State, No. 8 Miami) and 1975 (No. 15 Oklahoma State, No. 13 Arizona).

■ Prior to the season, Texas Tech was one of only four power-five conference schools that were slated to face at least two non-conference opponents ranked in the preseason Associated Press top 25. That list also included Pac-12 programs Oregon and Stanford along with the SEC's Arkansas.

■ There was just one power-five program, Mississippi State, that had more preseason AP top-25 teams on its season schedule than Texas Tech with six. The Red Raiders' schedule pit them against five AP preseason top-25 ranked opponents as Texas Tech was one of 10 power-five teams that was faced with that type of 2022 schedule (Georgia Tech, Louisville, North Carolina, Syracuse, Stanford, Arkansas, Auburn, South Carolina and Vanderbilt).

MCGUIRE ERA KICKS OFF WITH CHALLENGING START

Power-five teams with multiple games scheduled against ranked non-conference foes in preseason polls

School (Conference)	Opponent	Opponent
Texas Tech (Big 12)	Houston (24)	N.C. State (13)
Stanford (Pac-12)	Notre Dame (5)	BYU (25)
Oregon (Pac-12)	Georgia (3)	BYU (25)
Arkansas (SEC)	Cincinnati (23)	BYU (25)

All rankings based on AP top 25 preseason poll (Aug. 15)

MOST CHALLENGING SCHEDULES ALL-TIME

Most games against top-25 teams in a season at Texas Tech

Year(s)	No. of Games	Record	Record vs top-25
2002	7	9-5	2-5
2011	6	5-7	1-5
2012	6	8-5	2-4
2022	6	4-4	2-3
10 Years	5	--	--

Rankings based on both AP and coaches poll at time of the game.

NEWS & NOTES HEADING INTO TCU

■ Following a stretch of five ranked opponents in the first six games, Texas Tech will look to win at least two of its final four games to become bowl eligible for the second-consecutive season and the 40th time in school history. Texas Tech is looking to return to a bowl in back-to-back seasons for the first time since the 2012-13 campaigns.

■ Texas Tech heads to the month of November at 4-4 overall for the first time since 2017 and the sixth time during the Big 12 era. In the previous five occurrences, the Red Raiders have won at least two games in November to reach bowl eligibility four times (1997, 1999, 2010, 2017) with the lone exception coming in 2016.

■ Texas Tech has only totaled 401 penalty yards on 49 flags, markings its second-lowest totals through eight games since the start of the 2000 season. The Red Raiders were previously penalized 40 times for 341 yards at the same point this past season.

■ The Baylor loss snapped Texas Tech's previously perfect 4-0 record at home this season. A victory over either Kansas or Oklahoma over the month of November would mark the Red Raiders' most home victories in a season since Texas Tech finished 6-1 inside the friendly confines of Jones AT&T Stadium in 2019.

■ The loss to Oklahoma State snapped a streak of six-consecutive wins for the Red Raiders when scoring at least 30 points that dated back to early in the 2021 season. Texas Tech is 3-1 in such games this season after its victory over West Virginia.

■ Texas Tech has had 39 different players start a game this season, which currently ranks tied for sixth nationally in the FBS and third among power-five schools. The Red Raiders, who are tied with Hawaii, trail only New Mexico (47), Northern Illinois (41), Colorado (40), Colorado State (40), Kentucky (40).

■ According to Nielsen Media Research, Texas Tech's trip to Oklahoma State drew 1,633,000 television viewers, marking the most-watched Big 12 Conference game on FS1 since November 2017.

MIDDLE EIGHT GOING THE RED RAIDERS' WAY

■ One of the key components of **Joey's McGuire's** official "Plan to Win" at Texas Tech is for the Red Raiders to win the middle eight minutes (last four of second half, first four of third quarter). Thus far, the Red Raiders are outscoring opponents 48-38 during that time with 21 of those points for the opposition coming in the Baylor game alone.

■ The Red Raiders have been particularly effective heading into the half, scoring touchdowns with less than four minutes remaining against Murray State, Houston, N.C. State and Kansas State. The touchdowns versus both Houston and N.C. State came with less than a minute remaining and were the result of explosive plays from **Myles Price**, who went 54 yards to the end zone against the Cougars and 24 yards versus the Wolfpack.

■ Texas Tech went into the half feeling good at Kansas State after 10 quick points before the clock ran out as **Nehemiah Martinez** caught a six-yard touchdown pass with 1:24 remaining and **Trey Wolff** nailed a 51-yard field goal as time expired. The field goal from Wolff marked the longest of his career.

■ Points isn't the only thing that matters in McGuire's metrics as Texas Tech's ability to force turnovers helped the Red Raiders pull away from West Virginia. Texas Tech went into the half rolling after a **Dadrión Taylor-Demerson** interception with 13 seconds remaining and proceeded to pick off another after the break thanks to a **Malik Dunlap** interception of his own. That led to an **Xavier White** 55-yard touchdown strike from **Behren Morton** just two plays later to give the Red Raiders a 24-3 lead with 13:14 remaining in the quarter.

60 MINUTES JUST ISN'T ENOUGH

■ Texas Tech is now 9-7 all-time in overtime games after going past regulation to defeat both No. 25 Houston and No. 22/19 Texas. The win over Houston snapped a three-game losing streak in overtime contests as the Red Raiders' last overtime win came in 2016 with a 27-24 victory at TCU.

■ Texas Tech overcame a 14-point deficit in the second half to defeat Texas, its largest since overcoming a similar amount in the 2021 season opener against Houston. Additionally, it marked the first time the Red Raiders had rallied from a deficit of at least 14 points to win a Big 12 game since trailing by 20 points in a 45-34 victory at Kansas in 2011.

■ Texas Tech has won multiple overtime games in a season for only the third time since the NCAA began allowing games to go past regulation in 1996. The Red Raiders also scored multiple overtime wins in 2012 (Kansas, at No. 21 TCU) as well as 2006 (at UTEP, bowl game versus Minnesota). The victory over Texas marked the first time in program history that the Red Raiders won back-to-back home games in overtime.


■ Texas Tech is now 4-4 all-time in overtime games against ranked opponents as prior to this season, the Red Raiders had only recorded wins over No. 23 Texas A&M in a memorable 2002 victory and then No. 21 TCU in 2013.

■ Texas Tech is one of only six schools to play multiple overtime games this season as the Red Raiders are joined by Bowling Green, Navy, Houston, Louisiana Tech and UTSA. Houston leads all FBS programs with three overtime games already this season.

RECORD BREAKDOWN

	2022	Big 12
Overall	4-4	2-3
at Jones AT&T Stadium	4-1	2-1
in Away Games	0-3	0-2
Day Games	3-2	2-2
Night Games (6 p.m. start or later)	1-2	0-1
vs. Top 25 teams	2-3	1-2
vs. Top 10 teams	0-1	0-1
vs. Top 5 teams	0-0	0-0
vs. Top-Ranked Teams	0-0	0-0
TV games		
on FOX	0-0	0-0
on FS1	2-1	1-1
on ESPN	1-0	1-0
on ABC	0-0	0-0
on ESPN2	0-2	0-1
on Big 12 Now on ESPN+	1-1	0-1
Scoring first	3-1	1-1
Opponents score first	1-3	1-2
Leading at halftime	3-1	1-1
Trailing at halftime	1-3	1-2
Tied at halftime	0-0	0-0
Leading after third quarter	3-0	1-0
Trailing after third quarter	1-3	1-2
Tied after third quarter	0-1	0-1
Overtime games	2-0	1-0
Scoring less than 20 points	0-2	0-1
Scoring 20-29 points	0-1	0-1
Scoring 30-39 points	2-1	1-1
Scoring 40-49 points	1-0	1-0
Scoring 50+ points	1-0	0-0
Allowing less than 20 points	2-0	1-0
Allowing 20-29 points	0-1	0-0
Allowing 30-39 points	2-1	1-1
Allowing 40+ points	0-2	0-2
Rushing for less than 100 yards	0-1	0-0
Rushing for 100-199 yards	3-3	1-3
Rushing for 200+ yards	1-0	1-0
Passing for less than 300 yards	0-2	0-1
Passing for 300-399 yards	3-2	2-2
Passing for 400-499 yards	1-0	0-0
Passing for 500+ yards	0-0	0-0
Totaling 300-399 yards of total offense	0-2	0-1
Totaling 400-499 yards of total offense	2-1	1-1
Totaling 500-599 yards of total offense	1-1	1-1
Totaling 600+ yards total offense	1-0	0-0
Allowing less than 100 yards rushing	3-0	1-0
Allowing 100-199 yards rushing	1-2	1-1
Allowing 200+ yds rushing	0-2	0-2
Allowing less than 200 yards passing	0-2	0-1
Allowing 200-299 yards passing	4-2	2-2
Allowing 300-399 yards passing	0-0	0-0
Allowing 400+ yards passing	0-0	0-0
Allowing less than 300 yards total offense	2-1	1-0
Allowing 300-399 yards total offense	1-0	0-0
Allowing 400-499 yards of total offense	1-3	1-3
Allowing 500+ yards of total offense	0-0	0-0
Leading turnover margin	2-0	2-0
Trailing turnover margin	2-4	0-3
Tied in turnover margin	0-0	0-0
Having 0 takeaways	1-1	0-1
Having 1 takeaway	0-3	0-2
Having 2 takeaways	2-0	1-0
Having 3 or more takeaways	1-0	1-0
Having 0 turnovers	2-0	2-0
Having 1 turnover	1-1	0-1
Having 2 turnovers	0-0	0-0
Having 3 or more turnovers	1-3	0-2
Leading in time of possession	3-2	2-2
When trailing in time of possession	1-2	0-1

HOMETOWN PRIDE



Texas Tech will recognize the hometowns of every student-athlete on its roster this season with a special decal on the back of each gameday helmet. The decal will feature a throwback Masked Rider logo with the area code associated with each student-athlete's hometown as part of a new initiative under head coach Joey McGuire in his first season.

JONES AT&T STADIUM

STADIUM QUICK FACTS

First Game	Nov. 29, 1947
Result	Tech 14, Hardin Simmons 6
First Game on Artificial Turf	Sept. 12, 1970
Result	Tech 21, Tulane 14
First Game on FieldTurf	Sept. 2, 2006
Result	Tech 35, SMU 3
All-Time Stadium Record	271-150-6
Capacity	60,454
Surface	FieldTurf
Year of Instillation	2017
Luxury Suites	85
Club Seats	1,644
Winning Seasons	60

HOME RECORDS

Most Points in Season	367 (2005)
Fewest Points in Season	20 (1928)
Most Points (Game)	120 vs. Wayland (1925)
Most Points Since 1950	80 vs. Sam Houston St. (2005)
Most Opponent Points	70, vs. Oklahoma St. (2015)
Most Combined Points	125 (OU 66, Tech 59, 2016)
Largest Margin of Victory	120, vs. Wayland (1925)
Largest Margin of Victory (Since 1950)	77-0, vs. Lamar (2018)
Home Wins in a Season	7 (1965, 2005, 2008)
Home Losses in a Season	5 (1944*, 1950)
Longest Home Winning Streak	13 Games (1939-42)*
Longest Home Losing Streak	6 Games (1943-44)*
Average Home Attendance	58,934 (2014)
Average Home Student Attendance	11,249 (2013)

* indicates time period before Jones AT&T Stadium

LARGEST CROWDS IN HISTORY

Attend	Game	Season
61,836	Tech vs. Oklahoma State	2013
61,283	Tech vs. TCU	2015
60,997	Tech vs. Texas State	2013
60,975	Tech vs. Texas	2022
60,961	Tech vs. Texas	2014
60,901	Tech vs. Oklahoma State	2017
60,879	Tech vs. Texas	2012
60,803	Tech vs. Texas	2016
60,800	Tech vs. Oklahoma	2012
60,778	Tech vs. Central Arkansas	2014
60,705	Tech vs. Baylor	2022
60,478	Tech vs. Oklahoma	2016
60,454	Tech vs. Oklahoma	2018
60,454	Tech vs. Texas	2018
60,454	Tech vs. Texas	2010
60,454	Tech vs. Oklahoma State	2010
60,277	Tech vs. Arkansas	2014
60,097	Tech vs. Stephen F. Austin	2016
60,073	Tech vs. Sam Houston State	2015
59,260	Tech vs. Iowa State	2011

MAHOMES ENTERS TEXAS TECH RING OF HONOR

- Texas Tech great **Patrick Mahomes II** became the eighth member of the prestigious Ring of Honor during a halftime ceremony presented by American State Bank during the Baylor game. Mahomes, who was also enshrined in the Texas Tech Hall of Fame that same weekend, will join a select group in the Ring of Honor consisting of legends such as **Donny Anderson** (2012), **E.J. Holub** (2012), **Dave Parks** (2012), **Gabe Rivera** (2014), **Zach Thomas** (2016), **Michael Crabtree** (2021) and **Elmer Tarbox** (2021).
- Mahomes was surprised with the announcement of his upcoming Ring of Honor induction on Aug. 20 following the Kansas City Chiefs' preseason win over the Washington Commanders. Texas Tech Director of Athletics **Kirby Hocutt** and President **Lawrence Schovanec** joined Mahomes on the field to unveil his upcoming enshrinement as part of a video presentation on the Arrowhead Stadium screens. Mahomes will be inducted into both the Texas Tech Hall of Fame and Ring of Honor following a unanimous vote of the Ring of Honor committee this summer.

OH BROTHER

- Texas Tech has a pair of brothers on its team this year in super senior linebacker **Dimitri Moore** and true freshman defensive back **Jalon Peoples**. The pair, who previously starred at Cedar Hill High School where Joey McGuire was once the head coach, are the first set of brothers to appear on the Red Raider roster since **Tony** and **Alfredo Morales** were both members of the offensive line in 2015.

PLENTY OF EXCITEMENT FOR MCGUIRE ERA

- The excitement over **Joey McGuire's** hire has been felt across Texas Tech Athletics since last November as the athletics department saw significant increases in ticket sales heading into the season opener. Texas Tech boasts more than 7,000 new season ticket holders this year, pushing its total to more than 28,000, which ranks in the top 10 all-time in school history.
- In addition to the rise in ticket sales, McGuire experienced sold out crowds throughout the state of Texas as part of the Red Raider Club Wreck'Em Tour. McGuire, who spoke to more than 50 groups since his hire this past year, sold out events in Dallas, Fort Worth, Midland, Abilene, San Antonio and Houston as part of the tour to greet donors and supporters throughout the state. Texas Tech also benefited from sold out crowds in Lubbock with more than 1,300 fans who attended the Red Raider Club Kickoff Luncheon prior to the season.
- The hype is real: Game one of the **Joey McGuire** era marked the largest home opening crowd (58,823) since 2016 when Texas Tech hosted Stephen F. Austin (60,097). The attendance mark against Murray State ranked just outside the top-10 all-time in Jones AT&T Stadium history.
- Texas Tech announced a sellout for its win over Texas as 60,975 fans enjoyed the Red Raiders' victory over their in-state rival. That attendance number marked the fourth-highest in Jones AT&T Stadium history and its highest all-time in the series versus Texas. It was the first sellout for Texas Tech since doing so in back-to-back weeks late in the 2018 season against Oklahoma and Texas. Texas Tech recorded its second sellout of the season against Baylor as 60,705 fans packed Jones AT&T Stadium.
- Through five home games, Texas Tech has been at 97.0 percent of its capacity, which ranks 24th in the country and fourth in the Big 12 Conference. The Red Raiders are averaging 58,661 fans per game, which is also the third-highest total currently in the Big 12.

MINOR HOLDS ON TO COVETED NO. 3 JERSEY

- Prior to preseason camp, **Joey McGuire** declared the No. 3 jersey will be the most coveted number on the Red Raider roster. The reason being is that it'll honor the late Luke Siegel, who passed away in August 2021 at the age of only 15. Siegel, the son of former Texas Tech tennis coach Tim Siegel, suffered a traumatic brain injury in a golf accident when he was nine but continued to fight as part of his recovery that generated widespread national attention. The No. 3 represented Luke's favorite number.
- After more than 20 preseason practices, McGuire declared the winner was the same Red Raider who wore the number at the start of camp – sophomore defensive back **Kobee Minor**. Minor, who entered his third season as a Red Raider this fall, solidified his spot in the two-deep with a strong preseason camp and participated as the backup to Adrian Frye at cornerback in the season opener against Murray State. He switched to the No. 3 jersey starting with his 2021 redshirt freshman season.
- As part of his announcement, McGuire praised Minor's performance during preseason camp, saying the following: "We were very honest with Kobee this summer and said 'you're going to have to fight to keep that number' and that's what he did. That type of fight defined Luke Siegel, so, in a way, it's almost perfect that Kobee honors his memory this season. I'm very proud of Kobee and what he's done to make this team better."

MORE ON THE SCHEDULE...

- Texas Tech will host seven games in 2022, the most in a single season since 2009. In the previous 97 seasons of football, the Red Raiders have hosted seven or more games 12 times. Tech is a combined 66-21-1 in those 12 seasons.
- Before the two become league mates, Texas Tech and Houston closed a four-game series against each other with the Cougars' trip to Lubbock in week two. The Red Raiders have now won 10 of the past 11 meetings against the Cougars and are 5-1 in the six meetings

JONES AT&T STADIUM HISTORY

- Jones AT&T Stadium, home of Red Raider Football since Nov. 29, 1947, is arguably one of the most electric gameday atmospheres in all of college football. Armed with 60,000-plus rabid fans, Dave Curtis of The Sporting News proclaimed in May of 2010 that Jones AT&T Stadium was the "best home field advantage in all of college football."
- Since 2003, Texas Tech has invested \$150 million into the facility with four major renovations, making Jones AT&T Stadium one of the best on-campus football facilities in the country. The renovations have included a \$52 million West Stadium Building, the \$34 million East Stadium Building and the \$16 million north end zone renovation.
- The stadium was officially renamed from Jones Stadium to Jones SBC Stadium in 2000 following major corporate gifts (in excess of \$25 million) from SBC Communications (now AT&T). The stadium was renamed again in 2006 to Jones AT&T Stadium after SBC Communications formally changed its name to AT&T. The "Jones" in Jones Stadium comes from former Texas Tech president Clifford B. Jones and his wife Aubrey. The stadium was named in their honor upon its opening in 1947.
- In addition to consistent renovations to Jones AT&T Stadium, Texas Tech unveiled the \$48 million Sports Performance Center in 2017. The facility includes the Petersen Family Indoor Football Practice Facility, an indoor track and field competition complex with seating for 1,500 fans, a strength and conditioning area, the Becky and Kelly Joy Nutrition Center and the PlainsCapital Bank Sports Medicine Center.
- Outside of the 2020 season where attendance was restricted to only 25 percent, Texas Tech has averaged more than 55,000 in all but two seasons (2019, 2021) since 2010 with a record mark of 58,934 fans during the 2014 campaign.



since the Southwest Conference folded after the 1995 season.

- The Red Raiders traveled to N.C. State on Sept. 17 for the first meeting of a home and home series. The Wolfpack will make a return trip to Lubbock during the 2027 season.
- The Red Raiders' Nov. 19 game against Iowa State this season will be the third November pairing in Ames in the history of the series. The first November matchup was Nov. 22, 2014 - kickoff temperature was 54 degrees at the 2:35 p.m. kickoff - which was a 34-31 win for Texas Tech. The second was Nov. 19, 2016 - kickoff temperature was 38 degrees with a 32 degree wind chill for the 2:35 p.m. kickoff - which was a 66-10 loss.
- Home for Thanksgiving weekend: Turkey Day will be celebrated with a home game this season for the first time since 2010 when the Red Raiders welcomed Houston. Texas Tech has not hosted a Thanksgiving weekend game at home against a conference opponent since 2008 when the Red Raiders, edged Baylor, 35-28. This year's opponent for the weekend will be Oklahoma (Nov. 26).
- Texas Tech closes the 2022 regular season at home versus Oklahoma on Nov. 26. The Red Raiders will be seeking their first victory over the Sooners since defeating the then-No. 1 team, 41-38, in 2011. Soon-there-after the much anticipated project on the South End Zone renovation will commence.

DEGREES IN HAND

- Texas Tech entered the 2022 season with 20 student-athletes who are current college graduates, including 10 who earned their undergraduate degrees in Lubbock. The list of Tech graduates includes **Tony Bradford Jr.** (Sociology), **Patrick Curley** (Mechanical Engineering), **Kosi Eldridge** (University Studies), **Adrian Frye** (Sport Management), **Jaylon Hutchings** (Kinesiology), **Krishon Merriweather** (University Studies), **Gabe Oladipo** (University Studies), **Xavier White** (University Studies), **Tyree Wilson** (University Studies) and **Weston Wright** (General Studies).
- In addition, 10 other Red Raiders transferred to Texas Tech after earning their degrees at various other universities. That list features **Keyon Blankenbaker** (American Studies; Wyoming), **Myles Cole** (Kinesiology; Louisiana-Monroe), **Dimitri Moore** (Cinema and Media Arts; Vanderbilt), **Vidal Scott Jr.** (Health Studies; Arkansas State), **Tyler Shough** (General Social Science; Oregon), **Cole Spencer** (Masters of Business Administration; Western Kentucky), **Chadarius Townsend** (Human Environmental Science; Alabama), **Marquis Waters** (Sociology; Duke), **Matthew Young** (Business Marketing; New Mexico State).
- Townsend, in addition to his undergraduate degree from Alabama, obtained his master's of science from Texas Tech this past year in interdisciplinary studies with a concentration in essentials of business, educational leadership and sport management.

SUPER SENIORS

- Any time a new head coach is introduced in this era of college football, many begin to wonder how that will impact the next year's roster in terms of transfers. For Texas Tech, the process worked in favor of **Joey McGuire** and his staff, who made it their first priority to acclimate themselves with members of the current roster. As a result, Texas Tech had six super seniors off last year's roster choose to return for one additional year of eligibility. That list includes linebackers **Krishon Merriweather**, **Kosi Eldridge** and **Matthew Young**, wide receiver **Chadarius Townsend** and defensive backs **Adrian Frye** and **Marquis Waters**.
- McGuire and his staff were also able to add experienced depth to the roster through the transfer portal, signing the likes of five super seniors in linebacker **Dimitri Moore** (Vanderbilt/Missouri State), defensive back **Keyon Blankenbaker** (Wyoming), offensive lineman **Cole Spencer** (Western Kentucky and defensive lineman **Vidal Scott Jr.** (Arkansas State). Spencer, in particular, arrived at Texas Tech with 44 starts over his career at Western Kentucky where he earned first team All-CUSA honors a year ago under now Texas Tech offensive coordinator **Zach Kittley** and offensive line coach **Stephen Hamby**.
- Texas Tech picked up its final super senior early in preseason camp as three-time Big 12 throws champion **Gabe Oladipo** joined the program. Oladipo, who holds the Texas Tech school records in both the hammer (211 feet) and weight throws (73'-7.25"), adds significant size to Texas Tech's defensive front, has recorded bench presses of 440 pounds and squad lifts of 875 pounds during his career.

DERUYTER RETURNS TO THE LONE STAR STATE

- Following three stops on the West Coast, first-year Texas Tech defensive coordinator **Tim DeRuyter** is back in the state of Texas having last coached in the Lone Star State as the defensive coordinator at Texas A&M from 2010-11.
- DeRuyter's last three stops included Fresno State (head coach, 2012-16), California (2017-20) and Oregon (2021).

→ **Oregon:** DeRuyter's lone season on staff ranked No. 21/22 in the final polls after compiling a 10-4 record, which featured appearances in the Pac-12 Championship and the Valero Alamo Bowl. The Ducks boasted one of the nation's most opportunistic defenses in 2021 as Oregon closed the year ranked fifth in the FBS with 17 interceptions and 26th nationally with 22 total takeaways. DeRuyter's unit featured two of the nation's top players in defensive end Kayvon Thibodeaux and safety Verone McKinley III. Thibodeaux, who became the first Oregon defensive standout to earn unanimous first team All-American accolades was selected with the fifth overall pick in the 2022 NFL Draft by the New York Giants, marking only the second time in Oregon history a defensive player has been chosen in the top five. McKinley, meanwhile, was a consensus All-American after sharing the FBS lead with six INTs from his spot in the back end of the Oregon defense.

→ **Cal:** The Bears ranked 127th in scoring defense the season before DeRuyter's arrival in Berkeley, but immediately improved to the point where Cal ranked No. 22 in 2018 (20.4 ppg) and No. 33 in 2019 (21.9 ppg). The Golden Bears followed that by only giving up 26.5 points per game during his final season in 2020.

→ **Fresno State:** The Bulldogs had their first unanimous All-American in program history in defensive back, Phillip Thomas, under DeRuyter. He was also one of three finalists for the Jim Thorpe Award as he led the nation with eight interceptions in 2012. Fresno State won conference titles in DeRuyter's first two seasons and led the Bulldogs to a ranking as high as No. 13 during the 2013 season behind current NFL standouts Derek Carr and Davante Adams.

→ **Texas A&M:** Future NFL great Von Miller flourished under DeRuyter's direction with the Aggies, claiming the prestigious Butkus Award in 2010 as the nation's top linebacker. Miller garnered first team All-America honors for the second time in his career that season before eventually being selected No. 2 overall the next spring by the Denver Broncos during the 2011 NFL Draft.

- A&M was one of eight stops as a defensive coordinator for DeRuyter, who has also served in a similar role at Air Force (2007-09), Nevada (2005-06), Ohio (1995-98, 2002-04) and Navy (1999-00). DeRuyter coordinated one of the nation's most successful defenses at Air Force in 2009 when they were No. 5 in pass defense (154.31), No. 10 in scoring defense (15.69) and No. 11 in total defense (288.31).

NOTABLE NFL DRAFT PICKS UNDER DERUYTER

Defensive draft picks in Tim DeRuyter's coaching career

Name	Year	Rd.	Team
Kayvon Thibodeaux, DE	2021	1st	NY Giants
Ashtyn Davis, DB	2020	3rd	NY Jets
Jaylin Hawkins, DB	2020	4th	Falcons
Evan Weaver, LB	2020	6th	Cardinals
Tyler Davison, DL	2015	5th	Saints
Derron Smith, S	2015	6th	Bengals
Sean Porter, LB	2013	4th	Bengals
Phillip Thomas, S	2013	4th	Commanders
Von Miller, DE	2011	1st	Broncos

NOTE: Also coached a pair of second-round picks in QB *Derek Carr* and WR *Davante Adams* during five seasons as head coach at Fresno State.

BIG 12 CONFERENCE STANDINGS

	CONF	PCT.	OVERALL	STK
TCU	5-0	1.000	8-0	W8
Kansas State	4-1	.800	6-2	W1
Oklahoma State	3-2	.600	6-2	L1
Baylor	3-2	.600	5-3	W2
Texas	3-2	.600	5-3	L1
Texas Tech	2-3	.400	4-4	L1
Oklahoma	2-3	.400	5-3	W2
Kansas	2-3	.400	5-3	L3
West Virginia	1-4	.200	3-5	L2
Iowa State	0-5	.000	3-5	L5

BIG 12 UPCOMING SCHEDULE

SATURDAY, NOVEMBER 5

Texas Tech at TCU (FOX)	11 a.m.
Baylor at Oklahoma (ESPN+)	2 p.m.
West Virginia at Iowa State (ESPN+)	2:30 p.m.
Oklahoma State at Kansas (FS1)	2:30 p.m.
Texas at Kansas State (FS1)	6 p.m.

SATURDAY, NOVEMBER 12

Oklahoma at West Virginia (FS1)	11 a.m.
Iowa State at Oklahoma State (ESPN2 or ESPNU)	2:30 p.m.
Kansas at Texas Tech (ESPN+)	6 p.m.
Kansas State at Baylor (FOX or FS1)	6 p.m.
TCU at Texas (ABC)	6:30 p.m.

SATURDAY, NOVEMBER 19

TCU at Baylor	TBA
Texas Tech at Iowa State	TBA
Texas at Kansas	TBA
Kansas State at West Virginia	TBA
Oklahoma State at Oklahoma	TBA

BIG 12 PRESEASON POLL

TEAM	POINTS
1. Baylor (17)	365
2. Oklahoma (12)	354
3. Oklahoma State (9)	342
4. Texas (2)	289
5. Kansas State	261
6. Iowa State (1)	180
7. TCU	149
8. West Virginia	147
9. Texas Tech	119
10. Kansas	48

FUTURE NON-CON SCHEDULES

2023	at Wyoming, Oregon, Tarleton State
2024	Abilene Christian, at Oregon, North Texas
2025	Arkansas-Pine Bluff, Colorado State, Oregon State
2026	Abilene Christian, at Oregon State, Colorado State
2027	Arkansas-Pine Bluff, at North Texas, N.C. State
2028	Missouri State, at Mississippi State, Wyoming
2029	Mississippi State, at Fresno State
2030	Fresno State, Arkansas
2031	at Arkansas
2032	Fresno State, at UTEP

MORTON BY THE NUMBERS...

CAREER STATS											
PASSING	G	Cmp	Att	Int	Yds	TD	Lg	Pct	Avg/G	Effic.	
2021	2	1	3	0	0	0	0	33.3	0.0	33.3	
2022	7	89	158	6	1,038	6	55	56.3	148.3	116.5	
Totals	9	90	161	6	1,038	6	55	55.9	115.3	114.9	

CAREER 300+ YARD PASSING GAMES		
Date	Pass Yards	Opponent
Oct. 8, 2022	379	Oklahoma State
Oct. 22, 2022	325	West Virginia

2022 GAME-BY-GAME STATS											
Opponent	GP/GS	Cmp	Att	TD	INT	Yds	Lg	Run	Yds	TD	LG
Murray St.	1/0	7	10	1	1	97	24	3	-15	0	2
Houston	2/0	0	0	0	0	0	0	0	0	0	0
NC State	3/0	4	7	0	1	85	38	2	20	0	13
Texas	4/0	0	0	0	0	0	0	0	0	0	0
OK State	5/1	39	62	2	1	379	36	17	53	1	15
WVU	6/2	28	45	2	0	325	55	8	17	0	8
Baylor	7/3	11	34	1	3	152	39	6	6	1	14
Totals	7/3	89	158	6	6	1,038	55	36	81	2	15

SINGLE-GAME CAREER HIGHS	
Rushing Attempts	17, at Oklahoma State (2022)
Rushing Yards	53, at Oklahoma State (2022)
Longest Rushing Attempt	17, vs. Oklahoma State (2022)
Passing Attempts	62, at Oklahoma State (2022)
Completions	39, at Oklahoma State (2022)
Passing Yards	379, at Oklahoma State (2022)
Touchdown Passes	2, twice, vs. West Virginia (2022)*
Longest Pass	55, vs. West Virginia (2022)

* Indicates most recent high

SMITH BY THE NUMBERS...

CAREER STATS											
PASSING	G	Cmp	Att	Int	Yds	TD	Lg	Pct	Avg/G	Effic.	
2021	11	85	138	2	1,181	7	75	61.6	107.4	147.3	
2022	7	146	218	7	1,505	12	58	67.0	215.0	136.7	
Totals	18	231	356	9	2,686	19	75	64.9	149.2	140.8	

CAREER 300+ YARD PASSING GAMES		
Date	Pass Yards	Opponent
Nov. 13, 2021	322	Iowa State
Sept. 10, 2022	350	Houston
Sept. 24, 2022	331	Texas
Oct. 1, 2022	359	Kansas State

2022 GAME-BY-GAME STATS											
Opponent	GP/GS	Cmp	Att	TD	INT	Yds	Lg	Run	Yds	TD	LG
Murray St.	1/0	14	16	4	0	221	39	2	9	0	5
Houston	2/1	36	58	2	3	350	54	21	31	1	27
NC State	3/2	21	36	1	2	214	24	11	-9	1	5
Texas	4/3	37	56	2	0	331	35	15	42	1	10
Kansas St.	5/4	34	48	2	2	359	58	18	20	1	11
Oklahoma St. 6/4	0	0	0	0	0	0	0	0	0	0	0
WVU	7/4	4	4	1	0	30	23	1	3	0	3
Baylor	8/4	0	2	0	1	0	0	0	0	0	0
Totals	8/4	146	220	11	8	1,505	58	68	96	4	27

SINGLE-GAME CAREER HIGHS	
Total Touchdowns	4, vs. Murray State (2022)
Pass Completions	37, vs. Texas (2022)
Pass Attempts	58, vs. Houston (2022)
Pass Yards	359, at Kansas State (2022)
Pass Touchdowns	4, vs. Murray State (2022)
Longest pass	75, at Baylor (2021)
Total Offense Attempts	79, vs. Houston (2022)
Total Offense Yards	381, vs. Houston (2022)
Rush Attempts	21, vs. Houston (2022)
Rush Yards	50, vs. Iowa State (2021)
Rush Touchdowns	1, seven times, at Kansas State (2022)*
Long Rush	27, vs. Houston (2022)

* Indicates most recent high



TEXAS TECH QUARTERBACK ROOM

THE DEEPEST QUARTERBACK ROOM IN THE COUNTRY

- After head coach **Joey McGuire** pushed the Red Raiders' quarterback battle from spring to preseason camp, he reminded offensive coordinator **Zach Kittley** that he'd likely never experience this type of talent in one single room possibly ever again in his career. Through the two-thirds of the season, that depth has paid off as the Red Raiders have used three different starters behind center in senior **Tyler Shough** (one game), sophomore **Donovan Smith** (four games) and redshirt freshman **Behren Morton** (three games).
- Texas Tech is one of six schools in the country to utilize at least three different starting quarterbacks this season, joining Rutgers, Colorado, Colorado State, Liberty and Northern Illinois.
- Texas Tech is the one of three schools in the FBS (Marshall and Texas are the others) to have more than one quarterback that has thrown for at least 300 yards in multiple games this season as Smith has done so three times, while Morton is coming off a 379-yard performance at Oklahoma State and 325 passing yards against West Virginia. Texas Tech has thrown for at least 300 yards in six of eight games this season, which leads the Big 12 and ranks tied for second in the FBS behind only Washington (8).
- This is now the sixth-consecutive season where Texas Tech has utilized multiple starting quarterbacks and the fourth time in the past five seasons where three different starters were used under center (2018, 2019, 2021, 2022). Since moving to a spread offense in 2000, Texas Tech had only used three different starting quarterbacks once previously, which came in 2009 with **Taylor Potts**, **Steven Sheffield** and **Seth Doege**. Texas Tech finished that season at 9-4 overall with a win in the Alamo Bowl.
- This is the sixth-consecutive season where the Red Raiders have debuted a new quarterback who was making his first career start.

MORTON HITS 300-YARD MARK IN EACH OF HIS FIRST TWO STARTS

- **Behren Morton** displayed the type of potential that made him one of the top recruits in the 2021 class during to first two starts of his career as he threw for 379 yards and two touchdowns at Oklahoma State before following with 325 yards and two additional scores against West Virginia. His performance against Oklahoma State alone marked the 10th time since 1999 where a Red Raider has thrown for 300 yards in his first career start.
- Morton became the eighth Texas Tech freshman to make his first career start at quarterback during the Big 12 era, joining **Kliff Kingsbury** (1999), **Seth Doege** (2009), **Baker Mayfield** (2013), **Davis Webb** (2013), **Patrick Mahomes II** (2014), **Alan Bowman** (2018) and teammate **Donovan Smith** (2021). Among that group, Morton was the sixth quarterback to make his first career start against a Big 12 foe.
- During the Big 12 era (1996-present), Morton's 379 passing yards were the third-highest total for a Red Raider making his starting debut against a conference opponent. He trailed only the 490 passing yards **Steven Sheffield** compiled versus Kansas State in 2009 and the 415 yards **Davis Webb** totaled against Iowa State in 2013. Webb's outing is the only freshman performance that has topped Morton's numbers from the Oklahoma State game.
- Despite it being his first career start, that didn't stop offensive coordinator **Zach Kittley** from airing it out as Morton recorded 62 passing attempts, the second-highest total for a Red Raider in his starting debut during the Big 12 era behind **Sonny Cumbie's** 66 attempts in 2004. It marked the most passing attempts for a FBS freshman making his starting debut since **Jared Goff** had 64 on Aug. 31, 2013, in Cal's season-opening loss to Northwestern.
- Morton is only the second Red Raider in the Big 12 era and the only freshman quarterback to make his first career start against a ranked opponent as he joined **Jackson Tyner**, who was 1-of-5 in limited action at No. 6 Oklahoma in 2019.
- Morton is the eighth Red Raider in the Big 12 era to throw for at least 300 yards in his first two career starts, joining the likes of **Nic Shimonek** (2017), **Webb** (2013), **Mayfield** (2013), **Taylor Potts** (2009), **Graham Harrell** (2006), **Cody Hodges** (2005) and **Cumbie** (2004). Of that group, Webb is the only other Red Raider to do so versus Big 12 opponents.

RED RAIDER QUARTERBACKS IN FIRST CAREER START (BIG 12 ERA)					
Name	Opponent (Year)	Stats	Name	Opponent (Year)	Stats
Rob Peters	UTEP (1998)	2-4, 22 yds.	Davis Webb	Iowa St. (2013)	35-56, 415 yds., 3 TDs
Matt Tittle	North Texas (1998)	16-27, 257 yds., TD	Patrick Mahomes	Texas (2014)	13-21, 109 yds.
Kliff Kingsbury	Oklahoma (1999)	9-17, 259 yds., 3 TDs	Nic Shimonek	E. Wash. (2017)	26-30, 384 yds., 3 TDs
B.J. Symons	SMU (2003)	23-38, 297 yds., TD	McLane Carter	Texas (2017)	16-37, 237 yds.
Sonny Cumbie	SMU (2004)	40-66, 470 yds., 4 TDs	Alan Bowman	Lamar (2018)	22-25, 282 yds., 2 TDs
Cody Hodges	FIU (2005)	29-37, 454 yds., 4 TDs	Jett Duffey	TCU (2018)	13-24, 190 yds., TD
Graham Harrell	SMU (2006)	34-49, 342 yds., 5 TDs	Jackson Tyner	Oklahoma (2019)	1-5, 2 yds.
Taylor Potts	N. Dakota (2009)	34-48, 405 yds., 2 TDs	Henry Colombi	West Virginia (2020)	22-28, 169 yds., TD
Steven Sheffield	K-State (2009)	33-41, 490 yds., 7 TDs	Donovan Smith	Iowa State (2021)	25-32, 322 yds., 3 TDs
Seth Doege	Kansas (2009)	14-28, 159 yds., TD	Behren Morton	Oklahoma St. (2022)	39-62, 379 yds., 2 TDs
Baker Mayfield	SMU (2013)	43-60, 413 yds., 4 TDs			

Note: Tyler Shough's first career start took place during his previous time at Oregon. Also, Texas Tech's starting quarterback during the 1996-97 seasons was Zebbie Lethridge, who made his first career start as a redshirt freshman during SWC era in 1994.

A PAIR OF COACHES KIDS

- For a program that prides itself on its relationship with the high school coaches in the state, Texas Tech has a pair of coaches kids competing for the role behind center in both **Behren Morton** and **Donovan Smith**. Morton was the highest-rated quarterback to ever sign with the Red Raiders after totaling more than 8,800 passing yards and 84 touchdowns in three seasons playing for his father at Eastland High School. He was a consensus four-star prospect, ranking sixth nationally among pro-style quarterbacks. Morton grew up in Lubbock for part of his youth as his father was the head football coach at Monterey High School in Lubbock for 11 years.
- Smith's father, **DeAndre Smith**, spent the previous three seasons as Texas Tech's running backs coach before accepting the same position this offseason with the New York Giants in the NFL. Donovan Smith arrived at Texas Tech prior to the 2020 season out of nearby Frenship High School in the Lubbock area. He threw for more than 3,000 yards and 25 touchdowns as a senior after previously starring at Bishop Gorman High School in Las Vegas.

MAN FOR THE THEATRICALS

- **Donovan Smith** is 3-1 as a starting quarterback in games played at Jones AT&T Stadium over his career. In all three wins, each came in a dramatic fashion that sent his fellow classmates into a frenzy, rushing the field in celebration. The first win came via a 62-yard field goal as time expired versus Iowa State in 2021 followed by a pair of overtime victories this season against No. 25 Houston and No. 22 Texas. In the win over Houston, Smith, himself, escaped pressure and scored a touchdown from nine-yards-out in the second overtime that won the game after the Cougars converted a field goal with their second overtime possession.
- Smith has thrown for at least 300 yards in three of his four starts this season after finishing with 350 yards against Houston, 331 yards versus Texas and then a career high 359 yards against Kansas State. He also set career highs for attempts (58) against Houston and snapped his career mark for completions (38) versus Texas. Texas Tech is 3-1 in games now where Smith has thrown for at least 300 yards with the lone loss coming at No. 25 Kansas State.
- The ball was in Smith's hands often against the Cougars as he made 79 total offensive attempts with 58 passes and 21 rushes. It marked the second-most total offensive plays by a Red Raider dating back to 2000, trailing only the 100 attempts **Patrick Mahomes II** made on a record-setting night against Oklahoma in 2016.
- While Texas Tech quarterbacks have built quite the reputation for passing yards, it was Smith's legs that made an impact against Houston as he escaped for a 27-yard run late in regulation and then followed with the game-winning touchdown in double overtime. His 21 rushing attempts were the most by a Red Raider quarterback since **Zebbie Lethridge** had the same total in the 1996 season opener versus Kansas State, which was Tech's first as a Big 12 member.
- On the ground, Smith has found the end zone with his legs in each of the last four games he has started as he has a team-leading 67 rushing attempts this season, the most for a Red Raider quarterback through six games dating back to 2000. He joins Mahomes and **B.J. Symons** (2003) as the only Red Raider quarterbacks since 2000 to throw for at least 1,000 while also rushing for four touchdowns over the first six games of a season. Mahomes did so twice during his final two seasons in 2015 and 2016.
- Smith was named Texas Tech's starter prior to the Houston game after he came off the bench against Murray State and recorded one of the best performances of his still young career, helping the Red Raiders finish off a touchdown drive on his second play and then following with five-consecutive drives that found the end zone. Smith finished with 221 passing yards and a career-high four touchdowns in roughly a quarter and a half of action before he was replaced by **Behren Morton** on Texas Tech's drive that started at 7:56 in the third quarter. In that short time, Smith connected on three passes of at least 30 yards, all of which went for touchdowns. Smith found **Jerand Bradley** on a 30-yard scoring strike on the first play he entered the game, pushing Texas Tech's lead to 21-3 early in the second quarter.
- Smith previously became only the second Red Raider freshman in program history to be named a bowl MVP this past year after he completed 15-of-28 passes for 252 yards and a touchdown, while rushing five times for 30 yards and another score to lead Texas Tech past Mississippi State in the AutoZone Liberty Bowl. Smith joined current New York Giants quarterback **Davis Webb** with that honor as he previously was named the MVP of the 2013 Holiday Bowl as only a freshman.
- Smith's breakout game of the 2021 season came against Iowa State as he completed 25-of-32 passes for 322 passes for three touchdowns en route to pushing the Red Raiders to bowl eligibility for the 39th time in program history. He became the ninth Red Raider since 1999 to throw for at least 300 yards in his starting debut, joining a list that includes **Nic Shimonek**, **Davis Webb**, **Baker Mayfield**, **Steven Sheffield**, **Taylor Potts**, **Graham Harrell**, **Cody Hodges** and his one-time offensive coordinator **Sonny Cumbie**. Of that group, only Sheffield (2009 vs. Kansas State) and Webb (2013 versus Iowa State) were able to do so against Big 12 foes at the time.

SHOUGH NAMED STARTER OUT OF PRESEASON CAMP

- **Tyler Shough** was named Texas Tech's starting quarterback coming out of preseason camp as the senior made the 12th start of his career against Murray State. Shough earned the job after a three-way competition between himself, sophomore **Donovan Smith** and redshirt freshman **Behren Morton**. Smith previously started the final four games of the 2021 season after Shough was injured, earning AutoZone Liberty Bowl MVP honors after leading the Red Raiders past Mississippi State.
- This is the second-consecutive year Shough has earned the starting job out of preseason camp as he beat out Henry Columbi last fall. At the time, Shough became only the second Red Raider since 2000 to be named the starting quarterback out of preseason camp that did not begin his career at Texas Tech. **Nic Shimonek** garnered the starting nod for the Red Raiders in 2017 after originally beginning his collegiate career at Iowa before later transferring to Texas Tech.
- Shough was limited to only four games in 2021 after suffering a season-ending shoulder injury in the Big 12 opener at Texas. He had completed 69.6 percent of his passes to that point (64-of-92), throwing for 872 yards and six touchdowns in that span.
- Shough led the Red Raiders on a memorable come-from-behind victory in his debut a year ago as Texas Tech rolled off 31 unanswered points to top Houston, 38-21, at NRG Stadium. Shough completed 17-of-24 passes for 231 yards and a touchdown in the win, while also rushing for one other score. He followed with 174 passing yards the next week against Stephen F. Austin and then a career-high 399 yards against Florida International. He departed the Texas game after completing 9-of-11 passes for 68 yards in the first half.

WAITING HIS TURN

- The journey to earning the starting nod didn't come without a few years of waiting for **Tyler Shough** at Oregon as he sat behind eventual first round selection **Justin Herbert** for his first two seasons with the Ducks. Herbert, the NFL AP Rookie of the Year in 2020 with the Los Angeles Chargers, was Oregon's starter in each of Shough's first two seasons with the Ducks prior to him being named the starter prior to the 2020 campaign.

NIL DONE RIGHT

- With the topic of Name-Image-Likeness so prevalent in college athletics, it'd be hard to ignore the success **Tyler Shough** has made in this area as the senior utilized a sponsorship agreement for his engagement ring to propose to his now fiancé, Jordan Wormdahl. The couple got engaged this past May as part of a summer vacation. Wormdahl is a former student-athlete, herself, as a soccer standout at the University of Oregon.

SHOUGH BY THE NUMBERS...

CAREER STATS

PASSING	G	Cmp	Att	Int	Yds	TD	Lg	Pct	Avg/G	Effic.
2018*	3	0	0	0	0	0	0	.00	0.0	0.00
2019*	5	12	15	0	144	3	35	80.0	28.8	226.6
2020*	7	106	167	6	1,559	13	71	63.5	222.7	160.4
2021	4	64	92	3	872	6	75	69.6	218.0	164.2
Totals	19	182	274	9	2,575	22	75	66.4	135.5	183.7

CAREER 300+ YARD PASSING GAMES

Date	Pass Yards	Opponent
Nov. 14, 2000	312	at Washington State
Nov. 21, 2020	334	UCLA
Sept. 18, 2021	399	FIU

2018 GAME-BY-GAME STATS

Opponent	GP/GS	Cmp	Att	TD	INT	Yds	Lg	Run	Yds	TD	LG
Portland St.	1/0	0	0	0	0	0	0	0	0	0	0
San Jose St.	2/0	0	0	0	0	0	0	0	0	0	0
Oregon St.	3/0	0	0	0	0	0	0	0	0	0	0
Totals	3/0	0	0	0	0	0	0	0	0	0	0

2019 GAME-BY-GAME STATS

Opponent	GP/GS	Cmp	Att	TD	INT	Yds	Lg	Run	Yds	TD	LG
Auburn	1/0	0	0	0	0	0	0	0	0	0	0
Nevada	2/0	8	9	2	0	92	21	2	11	0	13
Montana	3/0	1	1	0	0	-3	0	0	0	0	0
Colorado	4/0	1	2	0	0	14	14	0	0	0	0
USC	5/0	2	3	1	0	41	35	0	0	0	0
Totals	5/0	12	15	3	0	144	35	2	11	0	13

2020 GAME-BY-GAME STATS

Opponent	GP/GS	Cmp	Att	TD	INT	Yds	Lg	Run	Yds	TD	LG
Stanford	1/1	17	26	1	1	227	44	11	85	1	25
Wash St.	2/2	21	30	4	1	312	71	9	81	0	33
UCLA	3/3	19	30	3	0	334	49	11	31	0	23
Oregon St.	4/4	20	31	2	2	285	60	8	6	1	6
Cal	5/5	14	26	1	0	231	7	13	53	0	14
USC	6/6	8	15	2	1	91	23	10	7	0	9
Iowa St.	7/7	7	9	0	1	79	20	4	8	0	6
Totals	7/7	106	167	13	6	1,559	71	66	271	2	33

2021 GAME-BY-GAME STATS

Opponent	GP/GS	Cmp	Att	TD	INT	Yds	Lg	Run	Yds	TD	LG
Houston	1/1	17	24	1	0	231	50	6	-2	1	8
SFA	2/2	12	22	1	2	174	75	6	6	0	14
FIU	3/3	26	35	4	0	399	59	3	4	0	2
Texas	4/4	9	11	0	1	68	18	1	6	1	14
Totals	4/4	64	92	6	3	872	75	16	14	2	14

2022 GAME-BY-GAME STATS

Opponent	GP/GS	Cmp	Att	TD	INT	Yds	Lg	Run	Yds	TD	LG
Murray St.	1/1	6	10	1	0	154	39	1	17	0	17
Baylor	2/1	1	2	0	1	7	7	4	-21	0	4
Totals	2/1	7	12	1	1	161	39	5	-4	0	17

SINGLE-GAME CAREER HIGHS

Total Touchdowns	4, twice, vs. FIU (2021)*
Pass Completions	26, vs. FIU (2021)
Pass Attempts	35, vs. FIU (2021)
Pass Yards	399, vs. FIU (2021)
Pass Touchdowns	4, twice, vs. FIU (2021)*
Longest pass	75, vs. Stephen F. Austin (2021)
Had Intercepted	2, twice, vs. Stephen F. Austin (2021)*
Total Offense Attempts	41, vs. UCLA (2020)
Total Offense Yards	403, vs. FIU (2021)
Rush Attempts	12, at California (2020)
Rush Yards	85, vs. Stanford (2020)
Rush Touchdowns	1, four times, at Texas (2021)*
Long Rush	33, at Washington State (2020)

* Indicates most recent high

THE OFFENSIVE STANDARD

Texas Tech has long been considered the offensive standard since the Red Raiders moved to a passing attack in 2000. In fact, the numbers don't lie when it pertains to the high-octane Red Raider offense. Below is where Texas Tech ranks nationally in several offensive categories since the start of the 2000 season:

TOTAL YARDS

Oklahoma	140,190
Texas Tech	137,248
Oregon	132,035
Boise State	130,669
Alabama	128,238

PASSING YARDS

Texas Tech	103,679
Hawaii	91,165
Oklahoma	83,437
Washington State	82,825
Houston	82,047

TOTAL TOUCHDOWNS

Oklahoma	1,494
Boise State	1,437
Oregon	1,395
Texas Tech	1,329
Ohio State	1,318

PASSING TOUCHDOWNS

Texas Tech	811
Oklahoma	723
Hawaii	687
Southern California	652
Boise State	640

PASSING COMPLETION PERCENTAGE

Texas Tech	65.9
Boise State	64.8
Oklahoma	64.0
Coastal Carolina	63.8
Southern California	63.8

NEWCOMER TRACKER

TRANSFERS (last school)

GP/GS

1. Dennis Wilburn (Hutchinson CC)	8/8
2. Myles Cole (Louisiana-Monroe)	8/1
3. Jacob Rodriguez (Virginia)	8/0
4. Brady Boyd (Minnesota)	8/0
5. Vidal Scott Jr. (Arkansas State)	8/0
6. Keyon Blakenbaker (Wyoming)	8/0
7. Baylor Cupp (Texas A&M)	7/1
8. Dimitri Moore (Missouri State)	7/0
9. Drew Hocutt (Angelo State)	7/0
10. Tyler Owens (Texas)	7/1
11. Monroe Mills (Oklahoma State)	6/6
12. Jordan Brown (Kansas)	3/0
13. Gino Garcia (Houston Baptist)	3/0
14. Ty Buchanan (USC)	3/0
15. Michael Shanahan (UT Martin)	2/0
16. Cade Briggs (New Mexico)	2/0
17. Blake Bedwell (SMU)	2/0
18. Haydon Wiginton (Oklahoma State)	1/0
19. Sam Carrell (Washington State)	1/0

TRUE FRESHMEN

GP/GS

1. Joseph Adedire	7/2
2. Ty Kana	2/0
3. Bryson Donnell	2/0
4. Harvey Dyson III	2/0
5. Wesley Smith	2/0
6. Jalon Peoples	2/0
7. Landon Hullaby	1/0
8. Coy Eakin	1/0

THOMPSON RECORD BOOK WATCH

SaRodorick Thompson will have the opportunity this season to further cement his status as one of the top running backs in school history as he already ranks in the top five all-time in career rushing touchdowns and recently entered the top 10 for career rushing yards. Thompson has led the Red Raiders in rushing yards in two of the past three years heading into his senior campaign. Below is where he ranks in the Texas Tech record book.

TEXAS TECH CAREER LEADERS FOR RUSHING TOUCHDOWNS

1. James Gray (1986-89)	52
2. Taurean Henderson (2002-05)	50
3. Byron Morris (1991-93)	37
4. Ricky Williams (1997-01)	36
SaRodorick Thompson (2018-present)	36
6. Shannon Woods (2005-08)	33

TEXAS TECH CAREER LEADERS FOR RUSHING YARDS

7. James Hadnot (1976-79)	2,794
8. Larry Isaac (1973-76)	2,633
9. Baron Batch (2006, 2008-10)	2,501
10. SaRodorick Thompson (2018-present)	2,415
11. Donny Anderson (1963-65)	2,280

OFFENSIVE NOTEBOOK

KITTLEY RETURNS TO DIRECT RED RAIDER OFFENSE

■ Texas Tech fans will see a familiar face return to the Red Raider sideline this season in offensive coordinator and quarterbacks coach **Zach Kittley**. Kittley previously served in various roles under **Kliff Kingsbury** from 2013-17, rising from a student assistant to graduate assistant and assistant quarterbacks coach in his final three seasons. Kittley worked alongside Kingsbury in the development of **Patrick Mahomes II**, tutoring the future NFL MVP into becoming the nation's leading passer in 2016 and an eventual top-10 selection by the Kansas City Chiefs.

■ Mahomes is one of two NFL quarterbacks to tutor under Kittley as he spent the last three years mentoring **Bailey Zappe** at both Houston Baptist and Western Kentucky. Zappe, who heard his name called in the fourth round of the NFL Draft this past May by the New England Patriots, set the NCAA FBS records for single-season passing yards (5,967) and passing touchdowns (62) as a senior for the Hilltoppers, both records that were previously held by former Red Raider **B.J. Symons** (2003).

■ Kittley, who turned 31 in August, ranks as the third-youngest power-five offensive coordinator in the country, trailing only Charlie Weis Jr. at Ole Miss (29) and Tommy Rees at Notre Dame (30).

1-2 PUNCH PROVES TRUE IN RUNNING GAME

■ **Joey McGuire** wasn't lying when he said he felt the Red Raiders had a true 1-2 punch at running back this season with **SaRodorick Thompson** and **Tahj Brooks**. Through eight games, not much separates the two as Thompson leads the Red Raiders with 435 yards and three touchdowns on 89 carries, while Brooks has 420 rushing yards and six touchdowns on 86 attempts.

■ Thompson is already one of the most prolific Red Raiders in school history in finding the end zone as his 36 rushing touchdowns rank tied for fourth in program history. Thompson is currently fourth among active FBS players in career rushing touchdowns, trailing only Malik Cunningham (Louisville), Mohamed Ibrahim (Minnesota) and Adrian Martinez (Kansas State). He and Brooks lead all FBS duos with 53 combined rushing touchdowns as Brooks has 17 for his career, including a team-leading six this season.

NEWS AND NOTES ON THE OFFENSE

■ Texas Tech's high-tempo offense has produced 699 plays thus far, which matches its most through eight games in a season. The Red Raiders, who had the same total at this point in the 2013 season, lead the FBS for both total plays and total plays per game (87.4). That total matches the ninth-highest total in the FBS since 2000 and the most for a FBS program since East Carolina had 702 plays through eight games in 2018.

■ The Texas Tech single-season record for total plays is 1,155 that was set in 2002 when the Red Raiders averaged 81.7 offensive plays per game over 14 contests (including a bowl game).

■ **Xavier White** put together quite the month of October as he caught 27 passes for 366 yards and three touchdowns over four games, which included a pair of 100-yard performances through the air. White hauled in eight passes for 139 yards and a touchdown versus West Virginia, which followed a similar stellar outing at Kansas State where he had nine catches for 120 yards. White averaged 6.8 receptions and 91.5 receiving yards per game during the month.

■ White's performance at Kansas State placed him in a select category as he joined **Taurean Henderson** as the only Red Raiders since 2000 to record multiple games with at least 100 rushing yards as well as two or more 100-yard receiving performances. White hit the 100-yard mark on the ground as a running back in 2020 versus Kansas State (113) and Kansas (135) and previously had 107 yards in the 2019 season opener versus Montana State. He enters this weekend as the team leader in all three receiving categories: receptions (33), receiving yards (454) and receiving touchdowns (3).

■ **Myles Price** returned against Baylor after previously missing the last two games due to injury. He previously recorded 31 catches for 309 yards and a pair of touchdowns over the first five games of the season and then added one catch for 16 yards versus Baylor. Price had previously combined for 19 receptions in his past two games prior to the injury, including a career-high 13 catches in the win over Texas. It marked the most receptions by a Red Raider since **Antoine Wesley** set a single-game record for receiving yards off a similar 13 receptions in a 2018 victory over Houston. The performance also marked the 15th time since 2000 that a Red Raider has caught at least 13 passes in a game.

■ **Jerand Bradley** notched his second 100-yard performance of the season at Oklahoma State as he hauled in eight passes for 119 yards and a touchdown. For the season, Bradley has 27 catches for 359 yards and three touchdowns. He also had six catches for 108 yards in the season opener versus Murray State.



YOUNGEST OCs IN THE POWER FIVE

(Power-five offensive coordinators ranked by age entering the 2022 season)

Name	School	Age
Charlie Weis Jr.	Ole Miss	29
Tommy Rees	Notre Dame	30
Zach Kittley	Texas Tech	31
Collin Klein	Kansas State	32
Garret Riley	TCU	32
Kenny Dillingham	Oregon	32
Tyler Bowen	Virginia Tech	33

REWRITING THE RECORD BOOKS

(NCAA FBS records set in 2021 under Kittley)

Category	Total
Individual Passing Yards	5,967 (Bailey Zappe)
Individual Passing TDs	62 (Zappe)
Team Touchdown Passes	63

ALL EYES ON TYREE WILSON

Tyree Wilson developed into a key piece of the Texas Tech defense in his second year as a Red Raider in 2021, setting the tone as the team leader for both tackles for loss and sacks a year ago. He finished with 38 tackles on the season (26 solo), with 13.5 for a loss and 7.0 sacks marking easily the most productive season of his collegiate career thus far. He was named an honorable mention All-Big 12 selection by the conference coaches before going on to earn Defensive MVP honors of the AutoZone Liberty Bowl. He was also recognized on the Associated Press All-Bowl Team for his performance in the Red Raiders' bowl win over Mississippi State.

The senior is building on his breakout junior season with an even more dominant senior season, shifting from a down lineman to a stand-up stance in the "EDGE" pass rusher role in first-year defensive coordinator Tim DeRuyter's system. DeRuyter has led a few of the more major menaces to the quarterback in recent history, including Kayvon Thibodeaux last season at Oregon and Von Miller at Texas A&M, both top-five NFL Draft selections.

Wilson has been projected as a potential first-round selection himself. ESPN had him 23rd overall in its Aug. 25 mock draft while a more recent mock draft in Oct. by CBS Sports had Wilson as the No. 11 overall selection.



DEFENSIVE NOTEBOOK

TRENDING IN THE RIGHT DIRECTION

- To **Tyree Wilson**, leading the team with 13.5 tackles for loss and 7.0 sacks a season ago was just the beginning. For 2022, the goal is double digits in both categories. After eight games, the senior from Henderson, Texas owns the team lead in tackles for loss (11.5), sacks (6.5) and trails only mike-linebacker **Krishon Merriweather** (67) for the team lead in tackles (51).
- Wilson continues to own the Big 12 lead for tackles for a loss, owning 11.5. That mark ranks tied for 16th in the FBS, while his 1.44 TFLs per game also leads the Big 12 and ranks tied for 12th best in the FBS.
- Wilson's 6.5 sacks rank tied for 16th in the FBS and is the second-most in the Big 12 trailing Kansas State's Felix Anudike-Uzomah (7.5). Wilson's 0.81 sacks per game also trails Anudike-Uzomah for second in the Big 12. Wilson's sacks per game is tied for 18th-best in the FBS.
- Wilson has amassed multiple TFLs in four of the Red Raiders' eight games.
- Wilson wreaked havoc on N.C. State on Sept. 17, amassing a career-high 3.5 tackles for a loss. It was the most in a single game by a Red Raider since **Jordyn Brooks** produced 4.0 versus No. 21 Oklahoma State on Oct. 5, 2019. It also marked only the sixth time since 2000 that a Red Raider since had notched 3.5 tackles for loss in a game.
- Wilson shined once again on the road at No. 25 Kansas State, tallying up 2.0 sacks in a game for the second time in 2022 and for the fourth time in his career. In addition, he forced a fumble and also recovered a fumble to go with six tackles. The performance earned Wilson national accolades as he was tabbed the Defensive Player of the Week by the Reese's Senior Bowl the following Monday.
- Productivity for Wilson has skyrocketed in the tackles category in this year's defensive scheme. Looking back to 2021, Wilson owned 23 tackles after eight games en route to 38 for the season (2.92/game). With 51 tackles after eight games already, Wilson owns 6.38 tackles per game, which is the 12th-best per game tackle rate in the Big 12.
- Wilson led Texas Tech with a career-high 11 tackles against No. 16 N.C. State. It was the most in a single game by a Red Raider through the first five games of the season until **Krishon Merriweather** exploded for 17 at Oklahoma State in week 6. The 11 tackles marked the most by an edge, defensive line type player since **Pete Robertson** collected the same total in Texas Tech's victory at the 2013 Holiday Bowl.
- Wilson boasts an 86-inch wingspan at 6-foot-6 and 270 pounds, an ideal frame for an edge rusher who will likely be atop of many NFL Draft boards following this season.

WILSON CLOSE TO ENTERING SCHOOL RECORD BOOK

- **Tyree Wilson** enters the back half of the season looking to etch his name in the Texas Tech record book as the senior needs 2.5 sacks to match the trio of Fred Petty (1991), Aaron Hunt (2002) and McKinner Dixon (2008) for ninth all-time in the school single-season record book. If Wilson were to reach that mark, it would mark the most sacks for a Red Raider in a single season since Pete Robertson had 14.0 in 2014, which ranks tied for fourth in program history.
- Speaking of Robertson, Wilson is only 1.0 sacks shy of matching the former Red Raider great for 10th all-time on the Texas Tech career chart. Wilson has 15.0 sacks during his two-plus seasons over his 30 career games as a Red Raider. He previously totaled 1.5 sacks during his lone season at Texas A&M. If Wilson were to match his production from the first half of the season, it could push him well within the all-time Red Raider ranks for career sacks despite only two full seasons and a third that was condensed due to the COVID-19 pandemic.

TYREE OFF TO STRONG START TO 2022

Breakdown of the most TFLs and sacks by Red Raiders through eight games since 2000.

Name	Year	TFLs
Jordyn Brooks	2019	15.5
Tyree Wilson	2022	11.5
Pete Robertson	2015	10.5

Name	Year	Sacks
Pete Robertson	2014	9.0
Brandon Sharpe	2009	8.0
Brandon Williams	2008	8.0
Tyree Wilson	2022	6.5
Three players tied	--	6.0

POWER-FIVE SACK LEADERS

Breakdown of the most sacks among power-five conference players this season.

Name (Team)	Sacks (Sacks/Gm)
Laiatu Latu (UCLA)	7.5 (0.94)
Felix Anudike-Uzomah (K-State)	7.5 (0.94)
Isaiah Foskey (Notre Dame)	7.0 (0.88)
Tuli Tuipulotu (USC)	7.0 (0.88)
Chico Bennett Jr. (Virginia)	7.0 (0.88)
Tyree Wilson (Texas Tech)	6.5 (0.81)
YaYa Darby (Louisville)	6.5 (0.81)
Bralen Trice (Washington)	6.5 (0.81)
Drew Sanders (Arkansas)	6.5 (0.81)

WILSON IN THE TECH RECORD BOOK

Breakdown of where Tyree Wilson ranks in the Texas Tech single-season and career records.

Name (Year)	Sacks
7. Calvin Riggs (1986)	10.5
Montae Reagor (1997)	10.5
9. Fred Petty (1991)	9.0
Aaron Hunt (2002)	9.0
McKinner Dixon (2008)	9.0
Approaching: Tyree Wilson (2022)	6.5

Name (Years)	Career Sacks
7. James Mosley (1985-88)	17.0
Shawn Jackson (1991-93)	17.0
9. Eli Howard (2016-20)	16.5
10. Pete Robertson (2011-14)	16.0
Approaching: Tyree Wilson (2020-22)	15.0

TEXAS TECH BOWL HISTORY

Texas Tech is looking to make its 40th postseason bowl appearance this season, which ranks among the top-25 programs all-time in bowl games played. The Red Raiders rank tied for third among current Big 12 Conference programs in bowl appearances.

SCHOOL	APPEARANCES
1. Alabama	69
2. Texas	57
Georgia	57
4. USC	55
Oklahoma	55
6. Tennessee	54
7. Nebraska	53
8. LSU	52
Ohio State	52
10. Penn State	51
11. Michigan	49
12. Florida	48
13. Georgia Tech	46
Florida State	46
Auburn	46
16. Arkansas	43
Miami (Fla.)	43
Texas A&M	43
Clemson	43
20. Washington	40
21. Texas Tech	39
Mississippi	39
West Virginia	39
BYU	39
Notre Dame	39

MILESTONE VICTORIES

Texas Tech enters the 2022 season with 580 victories in its 97 complete seasons of football.

NO.	DATE	SCORE	OPPONENT	PLACE
1	Oct. 17, 1925	30-0	Montezuma	Lubbock
50	Sept. 29, 1934	24-7	McMurry	Lubbock
100	Oct. 3, 1941	16-6	Oklahoma A&M	Stillwater
150	Nov. 26, 1949	23-13	Hardin-Simmons	Lubbock
200	Sept. 17, 1960	38-14	West Texas State	Lubbock
250	Oct. 10, 1970	21-7	Texas A&M	College Station
300	Sept. 10, 1977	17-7	Baylor	Waco
350	Nov. 7, 1987	36-35	TCU	Lubbock
400	Dec. 27, 1995	55-41	Air Force	Tucson, Ariz.
450	Aug. 30, 2003	58-10	SMU	Lubbock
500	Nov. 1, 2008	39-33	No. 1 Texas	Lubbock
550	Nov. 14, 2015	59-44	Kansas State	Lubbock

Current All-Time Victories: 584 wins

THE BRAND



THE BRAND is an original, four-part docuseries providing Red Raider fans an authentic, all-access look inside the 2022-23 football program under the direction of head coach Joey McGuire. The four episodes provide a unique perspective into Red Raider Football training camp and feature extensive interviews from student-athletes, McGuire and other coaches. **THE BRAND** can be found via Texas Tech's social media channels as well as the athletics department's official YouTube page.

THE GAME IS NEVER OVER HERE

The victory over No. 22 Texas on Sept. 24, 2022 marked the 24th time since 2000 where the Red Raiders have overcome a double-digit deficit to win. Below is a listing of Texas Tech's come-from-behind wins:

DATE	OPPONENT	DEFICIT	RESULT
Dec. 29, 2006	vs. Minnesota*	31	W, 44-41 (OT)
Sept. 25, 2004	Kansas	25	W, 31-30
Sept. 18, 2004	TCU	21	W, 70-35
Oct. 1, 2011	at Kansas	20	W, 45-34
Oct. 5, 2002	at #23 Texas A&M	18	W, 48-47 (OT)
Nov. 18, 2006	Oklahoma State	17	W, 30-24
Sept. 24, 2022	#22 Texas	14	W, 37-34 (OT)
Sept. 4, 2021	vs. Houston	14	W, 38-21
Nov. 14, 2020	Baylor	14	W, 24-23
Sept. 24, 2011	Nevada	14	W, 35-34
Nov. 6, 2010	at #14 Missouri	14	W, 27-17
Nov. 29, 2008	Baylor	14	W, 35-28
Jan. 1, 2008	vs. Virginia	14	W, 31-28
Sept. 8, 2007	UTEP	14	W, 45-31
Nov. 1, 2003	Colorado	14	W, 26-21
Nov. 16, 2002	#3 Texas	14	W, 42-38
Oct. 19, 2013	at West Virginia	11	W, 37-27
Nov. 24, 2017	at Texas	10	W, 27-23
Nov. 22, 2014	at Iowa State	10	W, 34-31
Oct. 5, 2013	at Kansas	10	W, 54-16
Oct. 20, 2012	at #21 TCU	10	W, 56-56 (3OT)
Sept. 3, 2011	Texas State	10	W, 50-10
Oct. 23, 2010	at Colorado	10	W, 27-24
Nov. 21, 2009	vs. Baylor	10	W, 20-13

* indicates largest come-from-behind win in FBS bowl history.

ALL-TIME OVERTIME GAMES

Texas Tech is 8-7 all-time in overtime games since the NCAA began allowing games to go past regulation in 1996. Below is a listing of Texas Tech's all-time results in overtime:

DATE	OPPONENT	RESULT
Sept. 24, 2022	#22 Texas	W, 37-34 (OT)
Sept. 10, 2022	#25 Houston	W, 33-30 (2OT)
Sept. 26, 2020	#8 Texas	L, 56-63 (OT)
Oct. 12, 2019	at #22 Baylor	L, 30-33 (2OT)
Nov. 4, 2017	Kansas State	L, 35-42 (OT)
Oct. 29, 2016	at TCU	W, 27-24 (2OT)
Nov. 24, 2012	vs. Baylor	L, 45-52 (OT)
Nov. 10, 2012	Kansas	W, 41-34 (2OT)
Oct. 20, 2012	at #21 TCU	W, 56-53 (3OT)
Oct. 11, 2008	Nebraska	W, 37-31 (OT)
Dec. 29, 2006	vs. Minnesota	W, 44-41 (OT)
Sept. 9, 2006	at UTEP	W, 38-35 (OT)
Nov. 13, 2004	at #22 Texas A&M	L, 25-32 (OT)
Oct. 5, 2002	at #23 Texas A&M	W, 48-47 (OT)
Sept. 21, 2002	#16 N.C. State	L, 48-51 (OT)
Oct. 6, 2001	Kansas	L, 31-34 (2OT)

THE PUMPJACK MENTALITY



Texas Tech has continued to sport a miniature pumpjack on its sideline this season, representing the Red Raiders' desire to always "be pumping" no matter the circumstances. The pump jack sideline prop was created out of an idea from former interim head coach Sonny Cumbie and continued this year by Joey McGuire.

TACKLING MACHINE

■ Everyone knew **Krishon Merriweather** was a guy that could make tackles when he came to Texas Tech. He joined the Red Raiders after leading the nation at the NJCAA level, registering 153 stops as a sophomore in 2019 at Garden City Community College in Kansas. Merriweather was a NJCAA second team All-American, totaling 153 tackles over 11 games, which led the junior college ranks with 13.9 tackles per game. He also chipped in 10.0 for a loss and 3.5 sacks.

■ In now his third season as a Red Raider, Merriweather is up to 194 career tackles at the FBS level. He had 75 in his debut season in 2020 (nine games) and 52 stops in 2021 (13 games). Merriweather leads the Red Raiders with 67 tackles after the first eight games of the 2022 season, the most in his Red Raider career eight games into the season and the sixth-highest total by a Red Raider dating back to 2000.

■ Dating back to 2000, there have been only 17 Red Raiders to record 15 or more tackles in a single game. Merriweather is one of only six Red Raiders to own 17 or more tackles in a single game as his performance at Oklahoma State marked the most stops by a Red Raider since **Jordyn Brooks** notched 19 versus the Cowboys in 2019.

■ The senior owns one of 18 performances in the FBS this season in which 17-plus tackles were recorded in a single game.

BUSY EVENING FOR RED RAIDERS

■ Three Red Raiders recorded double-digit tackles in its Saturday night contest versus Baylor (Kosi Eldridge-12, Krishon Merriweather-12, Tyree Wilson-10).

■ It was the first time since Nov. 7, 2015 at West Virginia that three players (Micah Awe, D'Bonta Hinton, Jah'Shawn Johnson) posted double-digit tackles in the same game.

■ Eldridge's 12 tackles were a career-high in the Baylor contest.

■ Merriweather reached double-digit tackles for the second time this season.

■ Wilson reached double-digit tackles for the second time this season and second time of his career.

■ The last time the Red Raiders' defense faced 50-plus rushes by its opponent was last year's game against Baylor when the Bears rushed 50 times. Saturday they carried it 59 times for 231 yards.

THE RIGHT FIT

■ Known for his versatility throughout his Texas Tech career, sixth-year senior **Kosi Eldridge** has found his place on the Red Raider defense as its starting "Will" Linebacker (weak-side linebacker). Eldridge, in his third season as a Red Raider, was utilized in multiple linebacker spots and a hybrid defensive back role in 2020, and as a defensive back in 2021, but was shifted to weak-side linebacker in fall camp and earned the starting job.

■ Eldridge ranks on third on the team in total tackles this season with 48 after the first eight games of the season. That number accounts for over half of his career total which is up to 79. He is in his fourth season of field time with the Red Raiders.

■ Eldridge had arguably his best game as a Red Raider last time out against Baylor. The senior racked up a career-high 12 tackles, and all were solo stops.

■ Eldridge's 12 solo tackles versus Baylor ranks tied for the fourth best single game performance in the FBS this season. He and 13 others have been responsible for 12 solo stops or better in 2022.

■ Eldridge shined versus Houston posting a then career-high seven tackles, besting his previous high of four. Eldridge matched that total versus West Virginia and also had another strong performance earlier this season at N.C. State, racking up five tackles.

■ Arguably, one his most notable tackles may have been more important than his first sack since 2020 on a 3rd and 4 from the TTU15 that set Houston back 15 yards and forced an attempted 47-yard field goal that was missed on 4th and 19 late in the third quarter.

■ Eldridge recorded 1.0 TFL in each of the first two games at his new position to start the 2022 season. He entered this year with 1.5 TFLs in his Tech career with 1.0 in 2020 and 0.5 in 2021.

PUTTING OUT THE FIRE

■ The Red Raiders red zone defense is ranked No. 125 in the FBS as opponents are converting at a 93.3 clip (28-of-30). While opponents are converting at a high rate, no other team in the country is forcing more field goals. Opponents have settled for an FBS-high 13 red zone field goals, making up for almost half of the scores allowed by the Texas Tech defense when the opponent reaches the red zone.

■ Texas Tech has allowed just three passing touchdowns to its opponents in the red zone. There are 12 other teams in the FBS that have surrendered that few scored threw the air.

■ With Tech's aggressive nature on fourth downs, the philosophy to hold opponents to just a field goal is part of Joey McGuire and Tim DeRuyter's challenge to the defense to "put out the fire."

MERRIWEATHER AMONG SINGLE-GAME BESTS

Breakdown of the most tackles in a single game by a Red Raider since 2000, and most tackles in a single game this season in the FBS.

Texas Tech (since 2000)	Date	Opp.	TKLs
Jordyn Brooks	10/05/19	Oklahoma St.	19
Jordyn Brooks	11/25/16	Baylor	18
Dwayne Slay	10/29/05	Baylor	18
Will Smith	11/28/13	Texas	18
Krishon Merriweather	10/13/22	Oklahoma St.	17
Micah Awe	12/29/15	LSU	17

2022 FBS	Date	Opp.	TKLs
A.J. Haulcy (New Mexico)	10/22	Fresno St.	24
Jason Henderson (ODU)	10/22	Ga. Southern	22
Jason Henderson (ODU)	9/24	Arkansas St.	21
Austin Ajiake (UNLV)	10/15	Air Force	20
KD Davis (North Texas)	10/15	La. Tech	19
Carlton Martial (Troy)	9/24	Marshall	18
Kendell Brooks (Mich St)	9/24	Minnesota	18
Kyle Soelle (Ariz St)	9/17	Eastern Mich.	18
Noah Wilder (UAB)	9/17	Ga. Southern	18
Jason Henderson (ODU)	9/02	Va. Tech	18
Krishon Merriweather	10/08	Oklahoma St.	17
Seven Others	--	--	17

SINGLE-SEASON TACKLES AMONG RED RAIDERS

Breakdown of the most tackles by a Red Raider through eight games since the start of the 2000 season.

Name	Year	Tackles
Jordyn Brooks	2019	87
Dakota Allen	2015	77
Bront Bird	2010	72
Micah Awe	2015	69
Dwayne Slay	2005	69
Krishon Merriweather	2022	67
Jordyn Brooks	2017	66
Cody Davis	2012	64

ROLLING SOLO: SINGLE-GAME BESTS

Breakdown of the most solo tackles in a single game by an FBS player this season.

2022 FBS	Date	Opp.	TKLs
Shaun Dolac (Buffalo)	10/08	Bowling Green	14
Nick Emmanwori (S. Carolina)	9/17	Georgia	14
Darius Joiner (Duke)	9/10	Northwestern	13
Kosi Eldridge (Tex Tech)	10/29	Baylor	12
Nine Others	--	--	12

FORCE UP FRONT

- **Jaylon Hutchings** owns the third highest-graded interior defensive lineman (82.4) by Pro Football Focus in the Big 12 this season, and is one of four Big 12 interior defensive linemen with a grade better than 80 percent.
- With his start on Saturday versus Baylor, the staple of the front line made his team lead 41st-consecutive start for the Red Raiders.
- Among down-linemen, the nose tackle owns a team-best 29 tackles. He sports the seventh-most tackles on the team.
- Led by Hutchings and the defensive line, Texas Tech limited opponents to less than 100 rushing yards three times in 2022. This trend started in 2021 as the Red Raiders held its opponents to less than 100 rushing yards in eight of 13 games last season. Dating back to 2000, last year's performance marked the first time that the Red Raiders had six or more games in a season where the opponent posted 100 rushing yards or less in a game.
- Not many defensive linemen in college football have a carry on their career stat sheet, let alone two. Hutchings can proudly boast he might be the rare exception, however, as he totaled nine yards on the ground in 2019 as part of two fake punt attempts. Hutchings, a former running back despite his size at Forney High School, was included this summer on the annual "Freaks List" column by Bruce Feldman of *The Athletic*.
- Hutchings runningmate on the line **Tony Bradford**, posted a career-high 3.0 TFLs last time out. It bested his 2.5 TFLs versus Kansas in 2020. The duo of Hutchings and Bradford have started 61 games and made 38.0 career TFLs and 15.0 career sacks.

VETERAN SECONDARY

- The Red Raiders' two-deep has eight defensive backs, including the Star position, with 180 starts among them in major-college football, including five with at least 20.
- **Marquis Waters** returns from a season-ending injury to play Star, a hybrid position with safety, outside linebacker and slot cornerback responsibilities. Waters has 45 career starts while his back-up, Keyon Blankenbaker, a transfer from Wyoming, has 27 starts under his belt. Waters previously started in 24-consecutive games at Duke prior to transferring to Texas Tech ahead of the 2021 season.
- On the corners, **Rayshad Williams** and **Malik Dunlap**, who are playing alongside each other at corner have 36 starts between them. Williams leads with 28, including 20-straight. Sixth-year senior **Adrian Frye**, meanwhile, owns 22 career starts of his own and was an All-Big 12 first team honoree as a true freshman in 2018.
- Texas Tech also benefits from a pair of safeties in the back end with plenty of experience as **Reggie Pearson Jr.** (29) and **Dadrion Taylor-Demerson** (19) have 48 starts as a duo. Taylor-Demerson led the Red Raiders a year ago with three interceptions en route to earning honorable mention All-Big 12 accolades.
- Frye, Waters and Blankenbaker are all in their sixth years at the collegiate level after exercising the additional season of eligibility the NCAA allotted players on rosters during the 2020 COVID season.

SWAT TEAM

- Red Raider defensive backs **Malik Dunlap** and **Rayshad Williams** rank in the Top 35 of the FBS for pass breakups this season. Dunlap is T-21st with eight while Williams is T-35th with seven. The national lead is 14 heading into this Saturday versus TCU. Both amassed their respective totals thanks to one big game where the offense targeted their side of the field.
- Williams had one of the top performances by a Red Raider in recent memory as he logged five pass breakups on the road at No. 7 Oklahoma State. It was the most in a single game since **Justis Nelson** recorded five pass breakups on Oct. 25, 2014 at TCU.
- Williams is one of five FBS players to own a single game of five or more pass breakups this season.
- Dunlap, meanwhile, recorded four pass breakups in the contest on Sept. 17 at N.C. State in what was his return to Raleigh after spending the first three seasons of his collegiate career with the Wolfpack. Dunlap was thrown against a team-high seven times. He allowed one reception for four yards in a team effort that limited the Wolfpack to 159 yards passing.
- While these two have plenty to be proud of swatting the ball away, Dunlap and Williams broke through in the same game (vs. West Virginia) with their first career interceptions, respectively. Both with similar journeys, both in their fifth years as collegiate players ... Dunlap spent three seasons at NC State and the last two at Tech while Williams three seasons at UCLA and the last two at Tech.
- Rayshad Williams was responsible for the Red Raiders' sole takeaway versus Baylor last Saturday, recovering a fumbled pitch by the halfback on a quarterback option. It was his first career fumble recovery.
- With six tackles against Baylor, Malik Dunlap matched his career-high previously set while playing for NC State. The game was against Wake Forest in 2019 when he last had six tackles in a game.

FROM THE SECONDARY TO BEHIND LINE OF SCRIMMAGE

- **Marquis Waters**, a defensive back that plays the "STAR" in DeRuyter's system, recorded a career-high 3.0 tackles for loss on Oct. 22 against West Virginia (and 0.5 TFL last time out versus Baylor).
- What makes Waters performance unique is he is a defensive back. It is the first time since Oct. 6, 2012 that a Texas Tech defensive back posted 3.0 TFLs or better as he joins Cornelius Douglas' performance vs. Oklahoma on. He's the only other DB to do so since 2000.
- There have been 133 performance during the FBS season in 2022 where a player recorded a 3.0 or better TFL game. Waters is one of eight defensive backs in that group of 133 to have such a game. The list along with Waters includes Kendall Brooks (Michigan State, vs. Michigan), Wesley Walker (Tennessee, vs. Kentucky), Solomon Rogers (Charlotte, vs. UAB), Martez Manuel (Missouri, vs. La Tech), Anthony Johnson (Virginia, vs. Duke), Collin Gamble (California, vs. Colorado) and Jaquan Amos (Ball State, vs. Western Michigan). All six had 3.0 TFLs.
- Four different Red Raiders have registered games with 3.0 TFLs or better this season. **Philip Blidi** (Gm. 1 vs. Murray State), **Tyree Wilson** (Gm. 3 vs. NC State), Marquis Waters (Gm. 7 vs. West Virginia) and **Tony Bradford Jr.** (Gm. 8 vs. Baylor).

EXPERIENCED DEFENSE

Career starts among retiring Red Raiders

Name	Pos.	Starts
Marquis Waters*	DB	45
Jaylon Hutchings	DL	41
Reggie Pearson Jr.*	DB	29
Keyon Blankenbaker*	DB	27
Rayshad Williams	DB	28
Tyree Wilson	OLB	26
Adrian Frye	DB	22
Krishon Merriweather	LB	23
Dimitri Moore	LB	21
Tony Bradford Jr.	DL	20
Dadrion Taylor-Demerson	DB	19
Vidal Scott Jr.	DL	16
Myles Cole	DL	13

AFCA GOOD WORKS TEAM



Texas Tech senior defensive lineman **Tony Bradford Jr.** has made it his mission since arriving on campus to better the community he now calls home. That determination earned him a significant honor this season as he has been named to the 2022 Allstate AFCA Good Works Team.

Bradford is one of 11 student-athletes from the Football Bowl Subdivision (FBS) and 11 more from the Football Championship Subdivision (FCS), Division II, Division III and NAIA ranks as well as one honorary head coach to make up the final roster of 23 award recipients from across college football on the Good Works Team. He is the only Big 12 student-athlete named to the prestigious team.

Bradford becomes the fourth Red Raider student-athlete all-time to be recognized on the Good Works Team, joining the likes of Brian Duncan (2008), Montae Reagor (1998) and Dane Johnson (1997). Former head coach Matt Wells was previously the honorary head coach on the 2021 team.

Over his four years on campus, Bradford has been a vocal proponent in getting the Red Raiders active in the Lubbock community on a regular basis and also seeking positive change throughout West Texas.

Bradford is the driving force behind a Texas Tech football program that has committed more than 2,000 hours of community service the past two years alone, contributing to visits to local elementary and junior high schools, the Ronald McDonald House, the Texas Boys Ranch, South Plains Food Bank, Habitat for Humanity, Burgers and Badges and area children's homes.

Possibly his biggest impact has been felt on the youth of tomorrow as Bradford regularly meets with local youth athletes to encourage them to be a positive example for their community. Following the murder of George Floyd, Bradford helped organize community cleanups and voter registration drives in East Lubbock not far from the Texas Tech campus. While there, he was able to encourage and ultimately brighten the day of many underserved youth in East Lubbock through pick-up basketball games and various other activities. Bradford also helped organize peace walks on the Texas Tech campus and in East Lubbock to promote injustice issues and need for peace in communities.

In addition to his role in the community, Bradford has taken steps to advance his future career in law enforcement by serving as a security guard with the Texas Tech Police Department. Bradford, who lists becoming a police chief as his goal after football, has worked with the police department each of the past three springs to gain valuable knowledge of the profession. Thus, during the spring, Bradford will often go from a morning workout, to a class to potentially riding along with a member of the Texas Tech police department to protect his peers on campus.

He regularly worked Texas Tech's home basketball events, assisting with traffic control and in-venue security. His future work in law enforcement stems from his desire to not only help others but also to "be the change in the community." In his words, for society to change for the better, it will take leaders like himself to be part of that positive change.

The respect Bradford has gained off the field has led to a bigger voice for important topics on campus and within the Big 12 Conference. Bradford is a longtime member of the Texas Tech Student-Athlete Advisory Committee and was selected this year to represent the university as part of the Big 12 Champions for Life campaign. With that, he was able to attend the Big 12's annual meetings this May as a student-athlete voice and to also be recognized for his work in the community. Bradford was previously selected this past fall as one of two Big 12 representatives on the NCAA Division I Football Oversight Committee Student-Athlete Connection Group.

THE MCNAMARA RECORD BOOK

TEXAS TECH SINGLE-GAME LONGEST PUNTS

1.	Austin McNamara vs. West Virginia (2020)	87
2.	R.W. Moyers vs. West Texas State (1945)	85
3.	David Kuykendall vs. Arkansas (1975)	79
4.	Buddy Hill vs. Tulsa (1954)	78
	Ken Vinyard vs. Kansas (1966)	78
	Johnny Odom vs. Boston College (1971)	78
	Mark Bounds vs. Texas (1991)	78
8.	Robert King vs. Rice (1992)	77
	Robert King vs. Texas A&M (1993)	77
10.	Johnny Odom vs. SMU (1970)	76
11.	Johnny Odom vs. Texas (1970)	75
	Maury Buford vs. Texas A&M (1978)	75
	Robert King vs. Wyoming (1992)	75

TEXAS TECH SINGLE-SEASON AVERAGE LEADERS

1.	Austin McNamara (2021)	48.2
2.	Mark Bounds (1991)	46.8
3.	Austin McNamara (2020)	46.3
4.	Taylor Symmank (2015)	46.0
5.	Alex Reyes (2006)	45.2
6.	Austin McNamara (2019)	45.0
7.	Maury Buford (1981)	44.8
-	Austin McNamara (2022)	44.4
8.	Maury Buford (1978)	44.1
9.	Ryan Erxleben (2013)	43.0
	Alex Reyes (2003)	43.0
11.	Alex Reyes (2005)	42.8
12.	Robert King (1993)	42.7

TEXAS TECH CAREER AVERAGE LEADERS

-	Austin McNamara (2019-Present)	46.0
1.	Taylor Symmank (2012-15)	43.7
2.	Alex Reyes (2003-06)	43.3
3.	Maury Buford (1978-81)	43.2
4.	Robert King (1992-93)	42.6
5.	Ryan Erxleben (2009, 2011-13)	41.9
6.	Dominic Panazzolo (2017-18)	41.7
7.	Jeremy Hernandez (1996-98)	40.1
	Jamie Simmons (1986-89)	40.1
9.	Michael Barden (2015-18)	40.0
10.	Brad Cade (1994-95)	39.8
	Clinton Greathouse (2000-02)	39.8
	Eric Rosiles (1999-00)	39.8

BIG 12 CONFERENCE SINGLE-GAME LONGEST PUNTS

1.	Austin McNamara vs. West Virginia (2020)	87
2.	Michael Turk (OU) vs. Texas (2021)	85
	Tress Way (OU) vs. Utah State (2010)	85
4.	Sam Koch (Neb) vs. Pittsburgh (2005)	84
5.	Curtis Ansel (KU) vs. Baylor (2002)	83

BIG 12 CAREER AVERAGE LEADERS (min. 100 punts, 2 seasons)

-	Austin McNamara (2019-Present)	46.0
1.	Quinn Sharp (Oklahoma State, 2009-12)	45.9
2.	Michael Dickson (Texas, 2015-17)	45.3
3.	Daniel Sepulveda (Baylor, 2003-06)	45.2
4.	John Torp (Colorado, 2002-05)	44.9
5.	Shane Lechler (Texas A&M, 1996-99)	44.7
6.	Justin Brantly (Texas A&M, 2005-08)	44.4
7.	Trevor Pardula (Kansas, 2013-14)	44.0
	Tress Way (Oklahoma, 2009-12)	44.0
9.	Nick O'Toole (West Virginia, 2013-15)	43.9

BIG 12 SINGLE-SEASON AVERAGE LEADERS (min. 40 punts)

1.	Austin McNamara (2021)	48.2
2.	Mark Mariscal (Colorado, 2002)	47.6
3.	Michael Dickson (Texas, 2017)	47.4
	Michael Dickson (Texas, 2016)	47.4
5.	Shane Lechler (Texas A&M, 1997)	46.9
6.	Cameron Dicker (Texas, 2021)	46.7

THE NATION'S TOP PUNTER

Through three seasons, Austin McNamara has firmly cemented his name in the Texas Tech record book as the senior punter started 2022 at the top of all three major punting categories in program history - career average leader (46.3), single-season average leader (48.2), and longest punt (87) in a game.

McNamara not only leads the way in the Texas Tech record book, but the Big 12 record book as well. It started with the longest boot by any Big 12 player in league history when he launched an 87-yard punt on Oct. 24, 2020 in Lubbock versus West Virginia. His career average entering the 2022 season (46.3) is the highest of any Big 12 player before him, just like his top spot at Texas Tech. The senior was tabbed to the 2022 Ray Guy Award preseason watch list this offseason prior to starting his fourth year handling Tech's punting duties.

- 2019 Freshman All-America
- 2019 First Team All-Big 12
- 2020 First Team All-Big 12
- 2021 Second Team All-Big 12
- 2021 First Team Academic All-Big 12



SPECIAL TEAMS NOTEBOOK

MORE ON MCNAMARA...


- Punter **Austin McNamara** entered the 2022 season with the top career average (46.3) in the FBS among career active leaders with at least a minimum of 100 career punts. That average has dropped to 46.0 as he currently owns the lowest season average of his four year career, averaging 44.4 yards per punt after eight games. Despite it being his lowest average of his four seasons, 44.4 would still rank eighth on the all-time single season average Top 10.
- McNamara set the program record for single season punting average (48.2) in 2021 after booting 42 punts for 2,023 yards. It smashed the Tech single-season record of 46.8 that was set by **Mark Bounds** in 1991. He is the only Red Raider with two of the top-five punting averages currently in the school record book.
- By bombing eight punts of at least 50 yards in a single game, McNamara set a new single game FBS record on Nov. 20, 2021 against Oklahoma State. The performance broke the previous FBS record of seven that was set by Colorado's Mark Mariscal in a 2002 home game against Southern California. McNamara averaged 56.4 yards per punt overall against the Cowboys, which finished just shy of the Texas Tech single-game record of 57.0 yards an attempt that was set by **Alex Reyes** in a 2004 win versus Baylor (only three attempts).
- For games that included nine or more punts, McNamara's 56.4 average ranked as the second-best performance in all of FBS football in 2021 behind San Diego State's Matt Araiza's 56.8 average (nine attempts) in a home game against New Mexico State. It marked the third-highest for any punter with at least nine attempts in a game dating back to 2000, trailing only the clips from Wake Forest's Dom Maggio in a 2019 contest at Clemson (57.7) and Araiza and his 56.8 average versus New Mexico State.
- McNamara set social media on fire midway through the 2020 season with his booming 87-yard punt against West Virginia, which marked the longest by an FBS kicker since 2017 and the longest in Texas Tech and Big 12 history. McNamara broke the Texas Tech single-game record for the longest punt that was previously set by **R.W. Moyers** in 1945 against West Texas State. Moyers launched an 85-yard punt in the win, which is the only other punt of 80 yards or longer in school history.
- In addition to his punting duties, McNamara is in his second-consecutive season as Texas Tech's primary holder on field goals.

WOLFF EMERGES

- Texas Tech entered the 2022 season with its two kickers that battled it out during fall training camp, fifth-year Red Raider **Trey Wolff** and first-year transfer **Gino Garcia** (Houston Baptist), as "or's" on the depth chart. Wolff officially claimed the spot after week five.
- After eight games, Wolff is 11-of-14 on field goal attempts while Garcia is 0-for-1. Wolff is 25-for-25 on PATs while Garcia is 7-for-7.
- Wolff has already been called upon to play hero twice this season (vs. No. 25 Houston & vs. No. 22 Texas) and come through in clutch situations. He put a then-career-long 47-yarder between the uprights with 0:03 remaining on the game clock to push the Houston contest into the first of two overtime periods. Versus the Longhorns, Wolff connected on a 45-yard try with 0:21 left in regulation to give Texas Tech a 34-31 lead. Texas' kicker countered to tie the game, but it was Wolff who hit the game-winning 20-yard field goal in overtime to win the game. At K-State, Wolff closed the first half with a career-long 51 yarder.
- Wolff is a perfect 7-of-7 on kicks 39 yards and closer. He is 4-of-7 on kicks greater than 40 yards.
- After no field goal opportunities for either kicker in the season opener versus Murray State, Wolff connected for his first field goal since Nov. 7, 2020, a 25-yarder, in the first qtr. against Houston-he finished the game 2-for-3. Meanwhile, Garcia went 0-for-1 missing from 46 yards with 5:30 left on the game clock in the fourth quarter. Wolff was 1-for-1 on PATs and Garcia was 2-for-2 on PATs vs. Houston.
- Wolff started his career very strong, going 20-for-22 showing on field goals in 2019, ranking him as one of the most accurate kickers in the country. He became only the second Tech player since 2000 to record a field goal percentage of 90.0 or higher (90.9), joining then-school-record holder **Clayton Hatfield** (92.9 percent) from 2016. Wolff went 1-for-5 in 2020 and did not attempt a field goal in 2021.
- **Jonathan Garibay** unseated Wolff in 2021 and became the third Red Raider since 2000 to record a field goal percentage of 90.0 or higher, topping Hatfield's program record with a 93.8 percent average going 15-of-16 a year ago. Garibay ultimately earned All-Big 12 first team honors to join Hatfield and Alex Trilica as the only Red Raider kickers in league history to garner first-team honors.
- Garcia, meanwhile, transferred to Texas Tech following three seasons at Houston Baptist and will have two full seasons of eligibility remaining. Garcia was a 2021 first-team honoree on the All-Southland Conference team. He was successful on 9-of-10 field goals, including ones from 59 and 48 yards. Garcia owns six career field goal makes of 48 yards or longer. The 59-yard kick ranks fourth all-time in Southland Conference history for distance. For his career, Garcia went 32-for-46 in three seasons at HBU.

ONE OF A KIND

- When you don't hear the long snappers name too often, it's probably a good thing - he's doing his job - and that's what **Jackson Knotts** has been doing for the Red Raiders. Knotts was the only true freshman in 2021 to play in all 13 games last season. He was put on scholarship to start the spring 2022 semester, surprised in a team meeting on Jan. 12, 2021.
- The Florida native is the son of former Florida Gator, Andy Knotts. His dad advocated long snapping, he wanted to play quarterback. He long snapped all four years in high school but also drew a starting safety role his senior season.
- Knotts was also a track and field standout, with a javelin focus. He set a since-broken state high-school record in the javelin with a throw of 187 feet, 9 inches and finished third in the Class 4A state meet.



TEXAS TECH UNIVERSITY

THE STATE OF TEXAS' TOP ATHLETICS DEPARTMENT

- With all the talk of conference realignment in the air, it's important to remember Texas Tech has led all schools in the state of Texas in the Capital One Cup men's standings in two of the last four complete athletic seasons after finishing third nationally in 2018-19 and then 14th for the 2017-18 athletic year. Below are several other facts regarding Texas Tech's success in competition.
- Since 2017, Texas Tech has had 16 of its 17 athletic programs compete in the NCAA postseason or a bowl game.
- Texas Tech has had six different programs finish among the top-10 teams nationally in their respective sport since 2014 alone.
- The Red Raiders have appeared in 39 bowl games in their history, which ranks tied for third among Big 12 programs and among the top-25 teams in college football history.
- Texas Tech claimed the 2019 Men's Outdoor Track and Field National Championship under head coach **Wes Kittley**, the father of new Red Raider offensive coordinator **Zach Kittley**.
- Texas Tech played in the 2019 NCAA Championship Game as well as in two-consecutive Elite Eights (2018-19). The Red Raiders are one of four men's basketball programs in the country with multiple Elite Eight appearances over the last four NCAA Tournaments.
- Texas Tech has advanced to the Men's College World Series four times in recent years (2014, 2016, 2018, 2019), which is tied for the most trips to the hallowed grounds in Omaha among teams nationally since 2014.
- Lady Raider Basketball remains one of the top programs in women's college basketball history as Texas Tech ranks 19th all-time among power-five programs with its 936 victories. Backed by the legendary **Sheryl Swoopes**, the Lady Raiders claimed the NCAA National Championship in 1993, the first team national championship in school history.
- Since joining the Big 12 as a charter member in 1996, Texas Tech has won 27 conference titles, with 11 of those coming in the past seven years alone.
- In addition to its athletics success, Texas Tech has unveiled several new facilities in recent years with the opening of the \$48 million Sports Performance Center in 2017, the Cash Family Sports Nutrition Center in 2020 and the \$32.2 million Dustin R. Womble Basketball Center in May 2021.

THE NATION'S MOST DEDICATED FANS

- Texas Tech boasts one of the most rabid fan bases in all of college athletics as Red Raider fans have traditionally traveled in droves for bowl trips as well as to basketball games in locations like New York City, Anaheim (CA) and Minneapolis for the Final Four as well as to Omaha for the Men's College World Series.
- To date, Texas Tech has played in the highest-attended games for three bowl games, including two prominent ones in the state of Texas: the Goodyear Cotton Bowl (Dallas), the Academy Sports + Outdoors Texas Bowl (Houston) and the Holiday Bowl (San Diego).
- The Red Raiders had 88,175 fans on tap for the 2009 Cotton Bowl when the Red Raiders faced Ole Miss in the bowl's final game at historic Fair Park. It remains the highest-attended contest in the bowl's history even with the move to AT&T Stadium in Arlington, which can reach over 100,000 fans in capacity.
- Additionally, Texas Tech helped set the Texas Bowl attendance record in 2015 when the Red Raiders faced LSU in NRG Stadium. The bowl drew 71,307 fans that night to see a pair of future NFL standouts in Texas Tech's **Patrick Mahomes II** and **Jakeem Grant**.
- At home, Texas Tech has sold out of season tickets for its baseball program over eight-consecutive seasons now and will likely be looking at another sellout in 2023 after the Red Raiders advanced to the NCAA Regional round this past June.
- Texas Tech has now sold out of season tickets for four-consecutive men's basketball seasons, giving the Red Raiders the premier homecourt advantage in college basketball at 15,000-seat United Supermarkets Arena. The Red Raiders averaged 13,973 fans during the 2020-21 season, which ranked second in the Big 12 and in the top 15 nationally.
- On social media, Texas Tech student-athletes earned the highest engagement rate on their posts among peer power-five institutions over the past athletic year. Texas Tech's social media accounts accumulated over 35 million combined video views during the 2020-21 year alone.
- Texas Tech's brand has the ability to reach the nation through its creative social media usage. Texas Tech currently boasts the sixth-highest TikTok following by athletics accounts in the nation.
- Texas Tech is annually one of the top-performing schools among the Collegiate Licensing Company's (CLC) partner institutions, ranking in the top-25 nationally in royalties generated this past year.

A PREMIER RESEARCH INSTITUTION

- Texas Tech University is the flagship institution, with a Moody Aa1 rating, of the five-member Texas Tech University System.
- Texas Tech is one of 16 universities designated as a Carnegie Very High Research Activity Institution and a Hispanic Serving Institution.
- Texas Tech has been named Higher Education Excellence in Diversity award winner in each of the last nine years. The university currently boasts 42 percent of its students identifying as racial-ethnic minorities.
- Texas Tech is a five-star Campus Pride Institution, one of two in Texas, and No. 25 on the Campus Pride Index.
- Texas Tech has awarded over \$170 million in scholarships recently with over 50 percent of students receiving scholarship support.
- Texas Tech boasted more than \$192 million in research expenditures in 2020 alone.

RED RAIDERS IN THE NFL



SPORTS LARGEST CONTRACT

- There isn't a bigger star in the NFL currently than Texas Tech's own **Patrick Mahomes II**. The one-time Red Raider gunslinger has transformed the NFL in only five professional seasons, claiming NFL MVP honors in 2018 before leading the Kansas City Chiefs to back-to-back Super Bowl appearances, including a win in 2020.
- With his Super Bowl win over the San Francisco 49ers, Mahomes became the youngest player in history to be named NFL MVP and also win a Super Bowl. Mahomes, who at only 24 years of age, was tabbed Super Bowl MVP after leading the Chiefs to their second Super Bowl title in history and their first since 1970.
- In July 2020, Mahomes signed the richest contract in NFL history as he and the Chiefs agreed on a 10-year extension worth up to \$503 million. It marked the second time in school history where a Red Raider has signed the richest NFL contract as Ring of Honor member **Donny Anderson** previously did so with the Green Bay Packers upon being drafted in 1965.
- Dating back to his time as a Red Raider, the 2016 Sammy Baugh Trophy winner is the only quarterback in history to throw for 5,000 yards at both the collegiate and NFL levels.
- Mahomes was announced as the eighth member of the prestigious Ring of Honor in August as he will return to Lubbock the weekend of the Baylor game for his induction. Mahomes will also be enshrined that weekend into the Texas Tech Hall of Fame.

NEWS & NOTES ON RED RAIDERS IN NFL

- Red Raider great **Danny Amendola** retired this offseason after 13 NFL seasons where he played in two Super Bowls as a member of the New England Patriots. Amendola caught 617 passes for 6,212 yards and 24 touchdowns during his illustrious NFL career.
- **Jordyn Brooks**, a first-round draft pick in 2020, set the Seattle Seahawks team record a year ago after totaling 184 tackles over his 17 starts. It was only the second full NFL season for Brooks, who had 57 total tackles as a rookie in 2020.
- Former Red Raider gunslinger and head coach **Kliff Kingsbury** enters his fourth season leading the Arizona Cardinals. Kingsbury guided the Cardinals to the playoffs a year ago with 11 wins, Arizona's most of his tenure.

RED RAIDERS ON NFL ROSTERS

NAME (YEARS AT TECH)	NFL TEAM
Dakota Allen, LB (2015, 2017-18)	Cleveland Browns
Jack Anderson, OL (2017-20)	New York Giants
#Cameron Batson, WR (2014-17)	Atlanta Falcons
Jordyn Brooks, LB (2016-19)	Seattle Seahawks
Le'Raven Clark, OL (2012-15)	Tennessee Titans
Keke Coutee, WR (2015-17)	Indianapolis Colts
Cody Davis, DB (2009-12)	New England Patriots
*Dawson Deaton, OL (2018-21)	Cleveland Browns
Sam Eguavoen, LB (2011-14)	Miami Dolphins
Erik Ezukanma (2019-21)	Miami Dolphins
#Kaylon Geiger, WR (2021)	Tampa Bay Buccaneers
*Jakeem Grant, WR (2012-15)	Cleveland Browns
Kerry Hyder, DL (2009-13)	San Francisco 49ers
Patrick Mahomes II, QB (2014-16)	Kansas City Chiefs
Zech McPhearson, DB (2019-20)	Philadelphia Eagles
Terence Steele, OL (2016-19)	Dallas Cowboys
Broderick Washington Jr., DL (2016-19)	Baltimore Ravens
#Davis Webb, QB (2013-15)	New York Giants
*Antoine Wesley, WR (2016-18)	Arizona Cardinals

Key: * Injured Reserve, # Practice Squad

QUICK FACTS

TEXAS TECH UNIVERSITY

Founded	1923
Enrollment	40,322
Nickname	Red Raiders
Chancellor	Dr. Tedd Mitchell
President	Dr. Lawrence Schovanec
Director of Athletics	Kirby Hocutt
Official Mascot	Masked Rider (horse and rider)
Unofficial Mascot	Raider Red (cartoon figure)

TEAM HISTORY

First Season	1925
All-Time Record/Seasons	580-470-32/98th
All-Time Conference Record	278-257-10
Conference Championships	11
Bowl Appearances/Record	38 (14-23-1)

STADIUM INFORMATION

Name	Jones AT&T Stadium
Capacity	60,454
Stadium Luxury Suites	85
Stadium Club Seats	1,644
Stadium Surface	FieldTurf (installed 2017)
Band	Goin' Band from Raiderland (400 members)


TEAM INFORMATION

2021 Overall Record	7-6
Big 12 Record (Finish)	3-6 (T-7th)
Home Record	3-3
Road Record	2-3
Neutral	2-0
Lettermen Returning/Lost	50/28
Starters Returning/Lost (Offense)	4/7
Starters Returning/Lost (Defense)	6/5
Newcomers	48

SUPPORT STAFF

Head Strength Coach	Lance Barilow (First Season)
Associate Strength Coach	Aaron Hall (First Season)
Assistant Strength Coach	Brandon Lee (Second Season)
Assistant Strength Coach	Brandy Musgrave (First Season)
Assistant Strength Coach	Beef Watson (First Season)
Associate A.D./FB Admin.	Antonio Huffman (Fourth Season)
Director of FB Operations	Quintin Jordan (First Season)
Director of Player Personnel	James Blanchard (First Season)
Director of Scouting	Brian Nance (First Season)
Director of Player Development	Dave Martin (First Season)
Asst. Dir. Player Development	Sammy Morris (First Season)
Asst. Dir. of Ops & Recruiting	Harrison Hanna (First Season)
Dir. of Recruiting Operations	Kate Shealy (Second Season)
Dir. of On-Campus Recruiting	Preslee Quisenberry (First Season)
Recruiting & Personnel Asst.	Sean Kenney (First Season)
Senior Offensive Analyst	Kirk Bryant (First Season)
Special Teams Analyst	Tyler Schovanec (First Season)
Defensive Quality Control	Ryan Conry (First Season)
Defensive Quality Control	James Lockhart (First Season)
Offensive Quality Control	Diego Ortiz (Sixth Season)
Offensive G.A.	Lou Bunning (First Season)
Offensive G.A.	Trent Vasey (First Season)
Defensive G.A.	Kirby Ennis (Third Season)
Defensive G.A.	Jah'Shawn Johnson (First Season)
Football Dietitian	Hannah Petersen (First Season)
Head Athletic Trainer	Drew Krueger
Assoc. Athletic Trainer	Michael Ramirez
Asst. Athletic Trainer	Katherine Carden
Asst. Athletic Trainer	Steven Lapso
Director of FB Video	Chris Velasquez
Video Coordinator	Eric Gerald
Asst. A.D./Equipment	Zane Perry
Head Equipment Manager	Cayman Ancell
Asst. Equipment Manager	Roger Lira
Asst. Equipment Manager	Jacob Gore

TEXAS TECH COACHING STAFF



ZACH KITTLEY

Offensive Coordinator/Quarterbacks
1st Season at Tech
Game Day Location: Sideline

Career Breakdown: Kittley, the architect behind one of the nation's top offenses the past two years at both Houston Baptist (2018-20) at Western Kentucky (2021), returned to his alma mater for his second stint on the coaching staff (2013-17). Kittley has worked with a pair of NFL quarterbacks during his short coaching career, first with Patrick Mahomes II at Texas Tech and then Bailey Zappe at both Houston Baptist and Western Kentucky.



KENNY PERRY

Associate Head Coach/Special Team Coordinator/Running Backs
1st Season at Tech
Game Day Location: Sideline


Career Breakdown: Perry, a legendary high school head coach, himself, in the Dallas-Fort Worth metroplex, joined the Red Raider staff after two seasons at SMU. Perry, who has also been on staff at both Kansas and TCU, spent 14 years as a high school head coach, finishing 67-22 over his final seven seasons at Arlington Bowie alone. He is a former member of the THSCA Board of Directors.



JOSH BOOKBINDER

Inside Linebackers
1st Season at Tech
Game Day Location: Pressbox

Career Breakdown: Bookbinder reunites with McGuire after the two previously served on the defensive staff at Baylor (2019-21). Bookbinder was a defensive quality control assistant during that span for a Baylor program that recorded a pair of 10-win seasons and appeared in two Big 12 Championship games, winning the conference crown in 2021. He is the grandson of legendary Baylor head coach Grant Teaff.



ZARNELL FITCH

Defensive Line
1st Season at Tech
Game Day Location: Sideline

Career Breakdown: Fitch, another one-time Texas High School Coaches Association member to join McGuire's charter staff, had previously served in a similar role at TCU. Fitch oversaw the TCU defensive line each of the past six years after beginning his tenure as the Director of High School Relations in 2014. Fitch mentored 11 Horned Frogs who earned All-Big 12 honors during his tenure, a list that featured four first-team selections.



EMMETT JONES

Passing Game Coordinator/Receivers
1st Season at Tech
Game Day Location: Sideline

Career Breakdown: Jones, a highly-respected figure from his time as the head coach at South Oak Cliff High School (Dallas), was previously the outside receivers coach for the Red Raiders from 2016-18 after originally joining then head coach Kliff Kingsbury's staff as Director of Player Development. Prior to his return to Lubbock, Jones spent three seasons at Kansas where he oversaw the wide receiver room in 2019 before being promoted to passing game coordinator for the 2020 and 2021 campaigns.



TIM DERUYTER

Defensive Coordinator
1st Season at Tech
Game Day Location: Sideline


Career Breakdown: DeRuyter arrived in Lubbock having served as a defensive coordinator or a head coach in each of the past 20 seasons. He has been the defensive coordinator at the likes of Ohio (1995-98, 2002-04), Navy (1999-00), Air Force (2007-09), Texas A&M (2010-11), Cal (2017-20) and Oregon (2021) over his career as well as a head coach following five seasons leading Fresno State where he led the Bulldogs to consecutive MWC titles.



C.J. AH YOU

Outside Linebackers
1st Season at Tech
Game Day Location: Sideline


Career Breakdown: Ah You's hiring marks his return to the Big 12 where he previously starred at Oklahoma (2005-06) before enjoying a six-year NFL career with the St. Louis Rams. He returned to his alma mater as a defensive quality control assistant for the Sooners during the 2014-15 seasons. He has also served as the defensive line coach at Vanderbilt from 2016-18 and as a quality control coach at USC last season.



JOSH COCHRAN

Tight Ends
1st Season at Tech
Game Day Location: Pressbox

Career Breakdown: Cochran shifts over to coach the tight ends after spending the previous two seasons as the co-offensive coordinator and offensive line coach at Austin Peay. Austin Peay was Cochran's first full-time coaching role at the FBS or FCS levels after previously serving in various roles at both North Carolina (2020) and Baylor (2017-19). Back in July, Cochran was named to Dave Campbell's Texas Football "40 under 40" coaches list.



STEPHEN HAMBY

Offensive Line
1st Season at Tech
Game Day Location: Sideline

Career Breakdown: Hamby heads back to West Texas following one season at Western Kentucky where he, along with new offensive coordinator Zach Kittley, helped build one of the top offenses in the country. Hamby a Texas Tech alum, starred on the offensive line as a Red Raider where he helped lead Tech to four-consecutive bowl appearances, including two trips to the Cotton Bowl. He served as a Graduate Assistant for Tech from 2013-15.



MARCEL YATES

Passing Game Coordinator/Secondary
1st Season at Tech
Game Day Location: Sideline

Career Breakdown: Yates, a former defensive coordinator at both Boise State and Arizona, arrives in Lubbock from Oregon where he was the secondary and passing game coordinator during the 2021 season. Oregon closed the season ranked fifth in the FBS for total interceptions (17) and 26th nationally with 22 takeaways following an appearance in the Valero Alamo Bowl. He has worked alongside defensive coordinator Tim DeRuyter each of the past two seasons at both Cal and Oregon.

UNIFORM WATCH (Since 2009)

Over the past decade, Texas Tech has been among the most innovative teams in the country related to team uniforms. The Red Raiders have multiple uniform combinations in their wardrobe and often do not use the same combination twice in a season. Here's a look at Texas Tech's record in various uniform combinations:

Helmet-Jersey-Pants	Record
Black-Black-Black	14-12
Black-White-Black	13-11
Black-Red-Black	13-3
White-White-White	11-7
Black-Red-White	4-0
Black-Black-White	4-4
Black-Red-Red	5-1
Black-White-White	1-4
Black-Gray-Black	1-0
Black-Black-Gray	1-0
Gray-Gray-Gray	1-0
Black-Black-Red	0-1
Black-White-Red	0-4
White-White-Red	0-2
White-Black-White	2-2
White-Red-White	1-0
White-Red-Red	1-1

Gray-White-Gray	1-3
Red-Red-White	1-0
Red-White-White	1-1
Red-White-Red	1-3
Red-Red-Red	1-2
Red-White-Black	1-3
Red-Red-Black	0-1
Red-Black-White	0-1
Black-White-Gray	0-1
Wounded Warrior (2010)	1-0
Wounded Warrior (2011)	0-1
Lone Star Pride (2012)	0-1
Lone Survivor (2013)	0-1
Lone Star Pride (2013)	0-1
Throwbacks - Black (2014)	0-1
White Ombre' (2014)	0-1
Lone Star Pride (2014)	0-1
Black Ombre' (2014)	0-1
Throwbacks - White (2015)	2-0
Throwbacks - Red (2017)	1-2
Throwbacks - White (2018-19)	1-1
Throwbacks - Black-Red-White (2020)	0-1
Throwbacks - Black-Black-Gray (2021)	0-1
Throwbacks - Black-White-Black (2022)	0-1
Throwbacks - Black-Black-Black (2022)	0-1

2022 UNI TRACKER	
Murray State	Black-Red-Black
Houston	White-Black-White
NC State	Red-White-Red
Texas	Black-Red-Red
K-State	White-White-White
Oklahoma St.	Throwbacks: Black-White-Black

West Virginia	Black-Red-Black
Baylor	Throwbacks: Black-Black-Black
TCU	
Kansas	
Iowa State	
Oklahoma	



NATIONAL RANKINGS

ASSOCIATED PRESS (Week 10)			
Team	Record	Points	
1. Georgia (30)	8-0	1528	
2. Tennessee (18)	8-0	1500	
Ohio State (15)	8-0	1500	
4. Michigan	8-0	1378	
5. Clemson	8-0	1312	
6. Alabama	7-1	1258	
7. TCU	8-0	1220	
8. Oregon	7-1	1135	
9. USC	7-1	1010	
10. UCLA	7-1	979	
11. Ole Miss	8-1	905	
12. Utah	6-2	876	
13. Kansas State	6-2	772	
14. Illinois	7-1	741	
15. LSU	6-2	679	
16. Penn State	6-2	641	
17. North Carolina	7-1	542	
18. Oklahoma State	6-2	513	
19. Tulane	7-1	455	
20. Wake Forest	6-2	388	
21. NC State	6-2	285	
22. Syracuse	6-2	205	
23. Liberty	7-1	136	
24. Oregon State	6-2	129	
25. UCF	6-2	111	

RECEIVING VOTES: Texas 58, Kentucky 57, Maryland 36, Cincinnati 32, Notre Dame 24, Washington 12, Arkansas 11, Baylor 9, Coastal Carolina 8, Florida State 8, Troy 7, Mississippi State 5, Boise State 4, South Carolina 2, East Carolina 2, UTSA 1, Louisville 1

USAT/AFCA COACHES POLL (Week 10)			
Team	Record	Points	
1. Georgia (43)	8-0	1552	
2. Ohio State (13)	8-0	1505	
3. Tennessee (5)	8-0	1455	
4. Michigan	8-0	1391	
5. Clemson	8-0	1315	
6. Alabama	7-1	1262	
7. TCU	8-0	1182	
8. Oregon	7-1	1118	
9. USC	7-1	1018	
10. Ole Miss	8-1	973	
11. UCLA	7-1	937	
12. Utah	6-2	874	
13. Illinois	7-1	767	
14. Kansas State	6-2	713	
15. North Carolina	7-1	630	
16. Penn State	6-2	602	
17. LSU	6-2	596	
18. Oklahoma State	6-2	471	
19. Wake Forest	6-2	437	
20. NC State	6-2	386	
21. Tulane	7-1	369	
22. Syracuse	6-2	188	
23. Liberty	7-1	147	
24. Kentucky	5-3	109	
25. UCF	6-2	89	

RECEIVING VOTES: Oregon State 71, Maryland 64, Texas 55, Washington 52, Cincinnati 39, Coastal Carolina 25, Baylor 14, Notre Dame 11, Boise State 11, Louisville 10, Arkansas 10, South Carolina 9, Mississippi State 8, Troy 6, UTSA 4

COLLEGE FOOTBALL PLAYOFF
The first CFP poll will debut Nov. 1

TECH IN THE NATIONAL RANKINGS			
WEEK	AP	COACHES	CFP
Preseason	NR	NR	--
Week 2	NR	RV	--
Week 3	RV	RV	--
Week 4	NR	NR	--
Week 5	RV	RV	--
Week 6	NR	NR	--
Week 7	NR	NR	--
Week 8	NR	NR	--
Week 9	NR	NR	--
Week 10	NR	NR	--
Week 11	--	--	--
Week 12	--	--	--
Week 13	--	--	--
Week 14	--	--	--
Week 15			
Week 16			

THE LAST TIME TEXAS TECH WAS...

Ranked in AP Poll	Sept. 23, 2018 (No. 25)
Ranked in Coaches' Poll	Nov. 3, 2013 (No. 23)
RV in the AP Poll	Sept. 25, 2022 (RV)
RV in Coaches' Poll	Sept. 25, 2022 (RV)

MISCELLANEOUS RECORDS:

Highest Ranking (AP):	No. 2 (Nov. 2-16, 2008)
Highest Ranking (Coaches):	No. 2 (Nov. 9-16, 2008)
Highest Final Ranking (AP):	No. 11 (1938, 1973)
Highest Final Ranking (Coaches):	No. 11 (1973)
Consecutive Weeks Ranked (AP):	20 (2004-06)
Consecutive Weeks Ranked (Coaches):	25 (2004-06)

INDIVIDUAL GAME HIGHS

PASSING

Name	Completions		Attempts		Yards		Career 300-Yard Passing Games
	2022	Career	2022	Career	2022	Career	
#2 Behren Morton	39 (at Oklahoma St.)	same	62 (at Oklahoma St.)	same	379 (at Oklahoma St.)	same	2
#7 Donovan Smith	38 (vs. Texas)	same	58 (vs. Houston)	same	359 (at K-State)	same	4
#12 Tyler Shough	6 (vs. Murray St.)	26 ('21 vs. FIU)	10 (vs. Murray St.)	35 ('21 vs. FIU)	154 (vs. Murray St.)	399 ('21 vs. FIU)	3 (2/1)*
Name	Longest Pass		TDs		INTs		
	2022	Career	2022	Career	2022	Career	
#2 Behren Morton	55 (vs. West Virginia)	same	2 (2x, last vs WVU)	same	3 (vs. Baylor)	same	
#7 Donovan Smith	58 (at K-State)	75 ('21 at Baylor)	4 (vs. Murray St.)	same	3 (vs. Houston)	same	
#12 Tyler Shough	39 (vs. Murray St.)	75 ('21 vs. SFA)	1 (vs. Murray St.)	4 (2x, last '21 vs. FIU)	1 (vs. Baylor)	2 (2x, last '21 vs. SFA)	

RUSHING

Name	Attempts		Yards		TDs		Longest Career	100-Yd
	2022	Career	2022	Career	2022	Career	Run	Games
#4 SaRodorick Thompson	20 (at Oklahoma St.)	28 ('19 at Baylor)	87 (at Oklahoma St.)	153 ('19 at Baylor)	1 (2x, last at Oklahoma St.)	3 ('21 vs. TCU)	75 ('20 at Texas)	5
#14 Xavier White	--	14 ('20 at Kansas)	--	135 ('20 at Kansas)	--	1 (5x, last '21 at OU)	70 ('20 at Okla. St.)	2
#22 Bryson Donnell	8 (2x, last vs WVU)	same	49 (vs. West Virginia)	same	--	--	38 ('22 vs. West Virginia)	0
#28 Tahj Brooks	17 (2x, last vs WVU)	same	107 (vs. West Virginia)	134 ('21 vs. Houston)	3 (vs. Murray St.)	same	67 ('21 vs. SFA)	4
Quarterbacks								
#2 Behren Morton	17 (at Oklahoma St.)	same	53 (at Oklahoma St.)	same	1 (2x, last vs. Baylor)	same	17 ('21 vs. Okla. St.)	0
#7 Donovan Smith	21 (vs. Houston)	same	42 (vs. Texas)	50 ('21 vs. Iowa State)	1 (4x, last at K-State)	1 (7x, last '22 at K-State)	27 ('22 vs. Houston)	0
#12 Tyler Shough	4 (vs. Baylor)	12 ('20 at Cal)*	17 (vs. Murray St.)	85 ('20 Stanford)*	--	1 (3x, '21 last vs. Houston)	33 ('20 at Wash. St)*	0

RECEIVING

Name	Receptions		Yards		TDs		Longest Career	100-Yd
	2022	Career	2022	Career	2022	Career	Reception	Games
#1 Myles Price	13 (vs. Texas)	same	98 (vs. Texas)	175 ('21 vs. Iowa State)	1 (2x, last at NC State)	1 (5x, last '22 at NC State)	54 ('22 vs. Houston)	1
#6 J.J. Sparkman	4 (vs. Texas)	same	35 (vs. Texas)	37 ('21 at Oklahoma)	--	1 (2x, last '21 vs. Miss. St.)	17 (2x, last '22 at NCST)	0
#9 Jerand Bradley	8 (at Oklahoma St.)	same	119 (at Oklahoma St.)	same	2 (vs. Murray St.)	same	52 ('21 vs. Miss. St.)	2
#10 Trey Cleveland	9 (at Oklahoma St.)	same	100 (at Oklahoma St.)	same	--	1 (2x, last '21 vs. FIU)	58 ('22 at K-State)	1
#13 Brady Boyd	3 (at Oklahoma St.)	same	34 (at Oklahoma St.)	same	1 (vs. West Virginia)	same	18 ('22 at K-State)	0
#14 Xavier White	9 (at K-State)	same	139 (vs. West Virginia)	same	1 (3x, last vs. West Virginia)	1 (5x, last '22 vs. West Virginia)	55 ('22 vs. West Virginia)	4
#19 Loic Fouonji	4 (vs. Murray St.)	same	110 (vs. Murray St.)	same	2 (vs. Murray St.)	same	69 ('21 at Texas)	1
#20 Nehemiah Martinez	6 (vs. West Virginia)	same	76 (vs. Houston)	same	1 (2x, last at K-State)	same	43 ('22 vs. Houston)	0
#43 Henry Teeter	1 (4x, last vs. Baylor)	1 (6x, last '22 vs. Baylor)	23 (2x, last vs WVU)	same	1 (vs. Baylor)	same	23 (2x, last '22 vs WVU)	0
#80 Mason Tharp	3 (2x, last vs WVU)	3 (5x, last '22 vs. WVU)	35 (vs. West Virginia)	61 ('21 vs. FIU)	1 (vs. Murray St.)	1 (2x, last '22 vs. Murray St.)	25 (3x last '21 vs. OSU)	0
#88 Baylor Cupp	4 (vs. Texas)	same	65 (vs. Texas)	same	1 (vs. Texas)	same	24 ('22 vs. Texas)	0
Running Backs								
#4 SaRodorick Thompson	4 (vs. Houston)	7 ('19 vs. Kansas St.)	30 (vs. Murray St.)	79 ('21 vs. TCU)	1 (vs. Murray St.)	same	75 ('21 vs. TCU)	0
#28 Tahj Brooks	5 (2x, last at NC State)	same	44 (at NC State)	same	1 (vs. Texas)	same	18 ('21 vs. Iowa St.)	0

DEFENSE

Name	Tackles		Sacks		TFLs		INT	FF
	2022	Career	2022	Career	2022	Career		
#0 Rayshad Williams	4 (vs. Texas)	7 ('21 vs. Oklahoma St.)	--	--	1.0 (vs. Murray St.)	1.0 (2x, last '22 vs. Murray St.)	1 ('22 vs WVU)	--
#1 Krishon Merriweather	17 (at Oklahoma St.)	same	1.0 (at Oklahoma St.)	1.5 ('20 vs. Kansas)	1.0 (2x, last vs. Baylor)	2.0 ('20 vs. Kansas)	--	1 (2x)
#2 Reggie Pearson Jr.	5 (3x, last vs Baylor)	11 ('21 at Baylor)	--	--	--	2.0 ('19 at ILL)*	1 (3x)	1 ('21 vs UH)
#5 Myles Cole	3 (vs. Murray St.)	4 (4x, last '21 at LSU)*	--	1.0 ('20 vs. ULL)*	0.5 (vs. Murray St.)	1.0 (2x, last '20 vs ULL)*	--	--
#6 Kosi Eldridge	12 (vs. Baylor)	same	1.0 (vs. Houston)	1.0 (2x, last '22 vs Houston)	1.0 (2x, last vs. Houston)	1.0 (3x, last '22 vs Houston)	--	1 ('21 vs Miss St)
#7 Adrian Frye	2 (vs. West Virginia)	7 ('19 TCU)	--	1.0 ('18 Kansas)	--	1.0 (2x, last '21 vs FIU)	2 ('18 vs. Lamar)	1 ('19 at Baylor)
#8 Jesiah Pierre	5 (2x, last vs Baylor)	6 ('21 vs. TCU)	1.0 (at Oklahoma St.)	same	1.0 (at Oklahoma St.)	same	--	--
#9 Marquis Waters	7 (vs. West Virginia)	13 ('19 Wake Forest)*	--	1.0 ('20 Virginia Tech)*	3.0 (vs. West Virginia)	same	1 (4x)*	--
#11 Dimitri Moore	3 (2x, last vs WVU)	13 ('19 vs. Kentucky)*	1.0 (vs. Houston)	1.0 (2x, last '22 vs Houston)*	1.0 (vs. Houston)	2.0 ('19 vs. Northern ILL)*	--	--
#13 Jacob Rodriguez	5 (vs. Baylor)	same	--	--	1.0 (vs. Murray St.)	same	--	1 ('22 vs WVU)
#19 Tyree Wilson	11 (at NC State)	same	2.0 (2x, last at K-State)	2.0 (4x, last '22 at K-State)	-- (at NC State)	same	--	1 ('22 at K-State)
#24 Malik Dunlap	6 (vs. Baylor)	6 (2x, last '22 vs Baylor)*	--	1.0 ('20 Virginia)*	--	1.0 (2x)*	1 ('22 vs WVU)	--
#25 D. Taylor-Demerson	7 (4x, last vs Baylor)	8 (2x, last '21 at Baylor)	--	--	1.0 (vs. West Virginia)	1.0 (3x, last '22 vs. WVU)	1 (4x)	1 (2x)
#32 Tyrique Matthews	5 (at NC State)	same	--	--	1.5 (vs. Murray St.)	same	--	1 ('21 vs K-State)
#54 Bryce Ramirez	3 (vs. Houston)	same	--	--	--	--	--	--
#95 Jaylon Hutchings	5 (vs. Houston)	7 (2x, last '21 at Baylor)	--	1.0 (5x, last at WVU)	1.0 (2x, last at Oklahoma St.)	2.0 ('21 vs. SFA)	--	1 ('19 Okla St)
#96 Philip Blidi	4 (2x, last at NC State)	6 ('21 vs. Oklahoma St.)	2.0 (vs. Murray St.)	same	3.0 (vs. Murray St.)	same	--	--
#97 Tony Bradford Jr.	5 (vs. Baylor)	8 ('20 at Iowa State)	1.0 (3x, last vs. Baylor)	1.0 (7x, last '22 vs. Baylor)	3.0 (vs. Baylor)	same	--	--

* - indicates stats that include numbers accumulated at previous FBS institution

GAME NINE DEPTH CHART

OFFENSE

LT	76	Caleb Rogers	6-5	305	Jr.-2L
	-or-	77	Ethan Carde	6-8	Sr.-2L
LG	70	Weston Wright	6-6	320	Sr.-3L
	50	Michael Shanahan	6-5	320	Jr.-TR
C	56	Dennis Wilburn	6-3	320	Sr.-TR
	73	Cade Briggs	6-3	300	Sr.-TR
RG	72	Landon Peterson	6-6	300	Jr.-2L
	-or-	75	Jacoby Jackson	6-6	Fr.-RS
RT	66	Matt Keeler	6-6	305	So.-SQ
	-or-	71	Monroe Mills	6-6	So.-TR
	-or-	79	Ty Buchanan	6-6	Fr.-TR
QB	7	Donovan Smith	6-5	230	So.-1L
	-or-	2	Behren Morton	6-2	Fr.-RS
	-or-	12	Tyler Shough	6-5	Sr.-1L
RB	4	SaRodorick Thompson	6-0	220	Sr.-3L
	-or-	28	Tahj Brooks	5-10	Jr.-2L
	22	Bryson Donnell	5-10	215	Fr.-HS
TE	43	Henry Teeter	6-4	245	Sr.-1L
	-or-	80	Mason Tharp	6-9	So.-1L
	-or-	88	Baylor Cupp	6-6	Jr.-TR
X	9	Jerand Bradley	6-5	215	Fr.-RS
	6	J.J. Sparkman	6-4	220	So.-1L
Y	1	Myles Price	5-10	180	Jr.-2L
	20	Nehemiah Martinez I	5-9	205	So.-1L
H	14	Xavier White	6-0	190	Sr.-2L
	-or-	13	Brady Boyd	6-1	So.-TR
	5	Chadarius Townsend	6-0	205	Sr.-2L
Z	19	Loic Fouonji	6-4	220	So.-1L
	-or-	10	Trey Cleveland III	6-4	Jr.-2L

DEFENSE

NT	95	Jaylon Hutchings	6-0	310	Sr.-3L
	42	Vidal Scott Jr.	6-1	285	Sr.-TR
-or-	5	Myles Cole	6-6	285	Sr.-TR
DT	97	Tony Bradford Jr.	6-1	300	Sr.-3L
	96	Philip Blidi	6-3	295	Jr.-2L
-or-	5	Myles Cole	6-6	285	Sr.-TR
EDGE	19	Tyree Wilson	6-6	275	Sr.-2L
	43	Joseph Adedire	6-3	270	Fr.-HS
	51	Robert Wooten	6-3	265	So.-RS
WILL	6	Kosi Eldridge	6-0	230	Sr.-3L
	13	Jacob Rodriguez	6-1	235	So.-TR
MIKE	1	Krishon Merriweather	6-0	235	Sr.-2L
	32	Tyrique Matthews	5-11	235	Sr.-3L
OLB	8	Jesiah Pierre	6-2	245	Jr.-1L
	11	Dimitri Moore	6-3	235	Sr.-TR
STAR	9	Marquis Waters	6-1	215	Sr.-1L
	16	Keyon Blankenbaker	5-10	185	Sr.-TR
CB	0	Rayshad Williams	6-3	195	Sr.-1L
	3	Kobee Minor	6-0	185	So.-1L
S	25	Dadrion Taylor-Demerson	5-11	195	Sr.-3L
	31	Joseph Plunk	5-10	180	So.-SQ
S	2	Reggie Pearson Jr.	5-11	200	Sr.-1L
	18	Tyler Owens	6-2	200	Sr.-TR
CB -or-	24	Malik Dunlap	6-3	215	Sr.-1L
	7	Adrian Frye	6-0	205	Sr.-4L

SPECIAL TEAMS

P	31	Austin McNamara	6-4	195	Sr.-3L
	37	Brook Honore'	6-0	185	Fr.-HS
K	36	Trey Wolff	6-4	210	Sr.-3L
	99	Gino Garcia	6-2	200	Jr.-TR
LS	30	Jackson Knotts	5-11	185	So.-1L
	61	Jacob Mauch	6-3	220	Jr.-SQ
KO	36	Trey Wolff	6-4	210	Sr.-3L
	99	Gino Garcia	6-2	200	Jr.-TR
H	31	Austin McNamara	6-4	195	Sr.-3L
	2	Behren Morton	6-2	210	Fr.-RS
KR	14	Xavier White	6-0	190	Sr.-2L
	1	Myles Price	5-10	180	Jr.-2L
	20	Nehemiah Martinez I	5-9	205	So.-1L
	5	Chadarius Townsend	6-0	205	Sr.-2L
	9	Marquis Waters	6-1	215	Sr.-1L
PR	1	Myles Price	5-10	180	Jr.-2L
	-or- 7	Adrian Frye	6-0	205	Sr.-4L
	-or- 82	Drew Hocutt	6-0	185	So.-TR
	-or- 14	Xavier White	6-0	190	Sr.-2L

PRONUNCIATION GUIDE

Joseph Adedire	A-day-dee-ray
E'Maurion Banks	e-mar-ee-un
Keyon Blankenbaker	Key-on / Blank-N-baker
Philip Blidi	Blee-dee
Jerand Bradley	Jer-un
Tahj Brooks	Taj
Ethan Carde	Card
Drew DeArman	De-R-man
Bryson Donnell	Don-L
Coy Eakin	E-Kin
Kosi Eldridge	Co-sigh
Loic Fouonji	Low-ick / Fun-G

Adrian Frye	Fry
James Grando	Gron-do
Brooke Honore'	Hono-Ray
Maurion Horn	Mare-E-on
Ty Kana	Can-uh
Syncere Massey	Sincere / Mass-E
Trevon McAlpine	Trey-von
Gabe Oladipo	Ol-lah-dee-po
Jesiah Pierre	Jah-sigh-ah
Vidal Scott Jr.	Va-Dett
Tyler Shough	Shuck
Dadrion Taylor-Demerson	Day-dree-un

SaRodorick Thompson	Sah-rod-rick
Chadarius Townsend	Cha-dar-ee-us

OFFENSIVE DEPTH CHART: NOTES

LEFT TACKLE

76 CALEB ROGERS
Jr. | 6-5 | 305

• One of two returning starters on the offensive line; shifts from being a 13-game starter at right tackle in 2021 to the left side. Although, he did make three starts at LT to close the 2020 season, which attributes to his 24-game starts streak. Once recruited by McGuire to attend Baylor.

79 TY BUCHANAN
R-Fr. | 6-6 | 295

• Arrived this summer; transfer from USC after one season - redshirted. A consensus top-100 state recruit coming out of Corpus Christi Calallen last year. Tabbed the District 15-4A Most Valuable Offensive Lineman as a senior

LEFT GUARD

70 WESTON WRIGHT
Sr. | 6-6 | 320

• Started 37 of last 38 games. Streak of 33 consecutive starts snapped after missing NC State game due to injury suffered versus Houston. Most experienced player on the offensive side of the ball (38 starts/8-RG in '19, 30-LG from 2020-pres.); one of two returning starters on the offensive line.

77 ETHAN CARDE
Sr. | 6-8 | 320

• Started nine games for Tech. First eight starts came at left tackle, including seven-straight to start 2020 season. Saw first action at guard in Tech's win at West Virginia last season. Spent one season at Coffeyville CC [Kan.], just like teammate Matt Keeler.

CENTER

56 DENNIS WILBURN
Sr. | 6-3 | 320

• From two seasons at Texas A&M-Kingsville and the next two seasons at Hutchinson CC [Kan.], earned Texas Tech's starting center spot. Came to Texas Tech as a walk-on and earned a starting spot after a strong spring. Was a JuCo All-American and national champion.

73 CADE BRIGGS
Sr. | 6-3 | 300

• A transfer from New Mexico that joined Texas Tech in the spring of 2022. Did not participate in spring ball due to injury. Played guard as a freshman and left tackle the previous two seasons for the Lobos. Made 24 starts over past three seasons at UNM, the last 19 at LT.

RIGHT GUARD

72 LANDON PETERSON
Jr. | 6-6 | 300

• Started all eight games in 2022 at RG. Owns nine career starts. First was in 2021 at Kansas. Played soccer (goalie) before football, dad was head men's soccer coach at UT Permian Basin for 22 years. Began football as HS freshman. Was a kicker as Fr., deep snapper as So. and moved to OL as a junior.

75 JACOBY JACKSON
R-Fr. | 6-6 | 335

• Made first career start at NC State at LG. Most consistently used lineman not in starting lineup. Regularly appears at RG as a sub, has been deployed as early as first quarter in some games. Was a 2020 third team TSWA All-State selection. Both his father, Cedric, and uncle, Byron, played in the NFL.

RIGHT TACKLE

71 MONROE MILLS
So. | 6-6 | 315

• Joined Tech in time for spring practices. The Okla. St. transfer garnered first team reps at RT throughout the spring, helping build an edge for the spot heading into fall camp and ultimately the 2022 season. Started first six games. Suffered practice injury in front of WVU game; missed last two starts.

66 MATT KEELER
So. | 6-6 | 305

• Learned Thursday before the West Virginia game he would be starting his first FBS game and had strong showing. Called upon again for Baylor game. Prepped at LaGrange (Ill.) Nazareth Academy before heading to St. Thomas More (Conn.) and then Coffeyville CC (Kan.) before arriving in Lubbock.

WIDE RECEIVER (X)

9 JERAND BRADLEY
R-Fr. | 6-5 | 215

• The R-Fr. tallied over 3,000 yards receiving in his three HS seasons. Entered 2022 with five career receptions; the young wideout is 2nd in rec. yards (403) and 3rd in catches (29) on the team through eight games. Recorded six catches in each of the first two games in 2022 and then a career-best eight at Oklahoma State.

6 J.J. SPARKMAN
So. | 6-4 | 220

• Returned in limited action vs. Baylor after missing prev. two games to injury. Caught two TDs passes in 2021, both claimed national attention as each was featured on "You Got Moss'd" on ESPN. The East Texas native covets being a bass fisherman and a wild-hog hunter, hobbies learned from family upbringing.

WIDE RECEIVER (H)

14 XAVIER WHITE
Sr. | 6-0 | 190

• From wide receiver in 2019, to running back in 2020 & 2021, White is back at WR for 2022. Last four games - 27 rec., 366 yds., 3 TDs. Increased role has corresponded with absence of Myles Price (injury). Posted career-highs in catches (9) at K-State and yards (139) vs. West Virginia.

13 BRADY BOYD
So. | 6-1 | 195

• Transfer from Minnesota welcomed by a familiar face in Joey McGuire; McGuire and Kris Boyd, Brady's father coached together at Cedar Hill HS. Attracted offers from 17 schools, played in nine games for the Gophers as a true freshman. Scored first career TD versus West Virginia on Oct. 22.

WIDE RECEIVER (Y)

1 MYLES PRICE
Jr. | 5-10 | 180

• Saw action vs. Baylor after sidelined by injury prev. two games. Arguably the top target in Kittley's offense when healthy - a position that saw inside slot man Jerrett Sterns score 17 times for WKU last season. Led team in all-purpose yards after first 5 games (before injury). Recruited to Baylor by McGuire.

20 NEHEMIAH MARTINEZ I
So. | 5-9 | 205

• Versatile product between RB and WR positions who owned standout high school career at Lubbock Copper H.S. having been tabbed District 3-5A MVP (posted 1,820 all-purpose yards). Set career highs in rec. (5), yds (76) and caught first TD from Lubbock area H.S. rival-now teammate QB Donovan Smith versus Houston.

WIDE RECEIVER (Z)

10 TREY CLEVELAND III
Jr. | 6-4 | 190

• Emerging in fourth year of field time (redshirt after four games in 2019). Entered season having played in 27 games and logged 222 receiving yards - owns 309 yards after first eight games of 2022 season - including career-high 100-yard game at Oklahoma State. From DFW area. Legal name is Earl Cleveland III but goes by Trey.

19 LOIC FOUONJI
Jr. | 6-4 | 210

• Missed end of 2021 season and first 12 spring football practices to a shoulder injury; fully recovered. Clocking running as fast as 23 mph during offseason workouts. Enjoys singing gospel or country. First sport was soccer; moved to U.S. at 8-years-old from Cameroon.

TIGHT END

43 HENRY TEETER
Sr. | 6-4 | 245

• Former walk-on surprised with scholarship in Aug. 2021. Mother, Felicia Teeter, serves as tight ends coach for Estacado H.S. in Lubbock. The blocking tight end owns four catches for 53 yards in 2022. Caught first career touchdown last time out versus Baylor. A one-yard pass on the goal-line from Morton.

80 MASON THARP
So. | 6-9 | 260

• Added 10 lbs. to his 6-foot-9 frame in the offseason. Clocking 19.5 mph on a GPS speed test this summer. Behren Morton, roommate, aided recruitment of Tharp starting with junior day. Caught Morton's first career TD pass in week one. Wears 3X-size gloves for hands that measure 10.5 inches.

QUARTERBACK

2 BEHREN MORTON
R-Fr. | 6-2 | 210

• Owns three starts in 2022. Shined in first two starts of career, accounting for 774 yards of total offense vs. Oklahoma State and West Virginia before a tough third start versus Baylor (11-of-34, 152 yards, 1 TD/3 INT). Recorded 379 yards passing (39-of-62) in debut at OSU. Fourth freshman since 1999 to have 300-yard passing game in first career start, joining team Donovan Smith, as well as Baker Mayfield and Davis Webb. Was the highest-rated quarterback to ever sign with the Red Raiders after totaling more than 8,800 passing yards and 84 touchdowns in three seasons at Eastland High School. He was a consensus four-star prospect, ranking sixth nationally among pro-style quarterbacks. Morton grew up in Lubbock for part of his youth as his father was the head football coach at Monterey High School in Lubbock for 11 years. Registered first career touchdown pass to roommate Mason Tharp early in the fourth quarter in season-opener vs. Murray State.

7 DONOVAN SMITH
So. | 6-5 | 230

• Owns four starts in 2022. Tabbed week one back-up to Tyler Shough; entered the week one contest at beginning of second quarter for an injured Shough. Tossed a career-high four touchdowns over roughly one-and-a-half quarters (fourth TD came with 9:34 in the 3rd Qtr.). In week two start vs. No. 25 Houston, set career highs in completions (36), attempts (58) and passing yards (351-has since been surpassed) as well as a career-long run (27). Set a new career best of 359 pass yards at No. 25 K-State. Started the final four games of the 2021 season for the Red Raiders - the first four of his career. Was named the 2021 Liberty Bowl MVP as well as Offensive Player of the Game. Was sidelined 2020 season to a preseason injury. Father DeAndre Smith is an assistant coach for the New York Giants; was an assistant coach at Texas Tech last season.

RUNNING BACK

4 SARODORICK THOMPSON
Sr. | 6-0 | 220

• A fixture in the Red Raiders backfield since 2019. Served as a team captain each of the past three seasons. Led Tech in rushing as a redshirt freshman and sophomore - becoming the eighth Red Raider freshman in program history to lead team in rushing, and first Red Raider underclassman to lead back-to-back seasons since Taurean Henderson was the team leader over four-straight seasons from 2002-05. Put together another strong season in 2021 as part of a two-back system with Tahj Brooks - led the team in attempts and rushing touchdowns and ranked second for total rushing yards and rushing yards per game in 11 games. Became the 14th Red Raider in program history to surpass 2,000 career rushing yards as he crossed the milestone in the season opener versus Murray State and joined the all-time Top 10 during the Oklahoma State game. Matched Ricky Williams' (1997-01) 36 rushing scores in West Virginia contest, tying him for fourth all-time. A 37th score will tie Thompson for third all-time with Byron Morris (1991-93).

28 TAHJ BROOKS
Jr. | 5-10 | 230

• A candidate at the top of the list for 2021 breakout season for the Red Raiders, finished the season with a team-high 568 rushing yards at 6.5 yards per carry, as well as seven rushing touchdowns. That contrast sharply with the 255 rushing yards, 3.7 yards per carry and four touchdowns he had as a freshman. In just nine games last season, Brooks registered four 40+ yard runs, which tied the home run threat for the 10th most among FBS players as season ago. The production in 2022 is pacing once again with teammate SaRodorick Thompson (Carries: Brooks-86, Thompson-89/Yards: Brooks-420, Thompson-435/TDs: Brooks-6, Thompson-3). Brooks topped 100 yards for the first time this season versus West Virginia as well as recording his fifth career multi-TD game in that contest.

→ This duo has combined for more rushing TDs than any other FBS duo with 53. They've rushed for 3,658 combined yards and caught 124 passes for 715 yards.

DEFENSIVE DEPTH CHART: NOTES

TACKLE

95 JAYLON HUTCHINGS

Sr. | 6-0 | 310

- Most consistent player on the roster, sporting a team-best streak of 41 consecutive starts. Known to teammates as J-Boog or J-Boogie. Played running back as a junior in high school. Third highest-graded interior defensive linemen in the Big 12 by Pro Football Focus after first eight games.

42 VIDAL SCOTT JR.

Sr. | 6-1 | 285

- Since being a Class 5A all-state honoree in 2016 at Pensacola (Fla.) West Florida, spent two years at Central Arkansas, one at Hinds CC in Raymond, Ms., and the previous two at Arkansas State. Holds two degrees, in nursing and in health studies, also EMT certified.

WILL

6 KOSI ELDRIDGE

Sr. | 6-0 | 230

- Slotted as a defensive back in 2021 and through 2022 spring football, shifted to weak-side linebacker during fall camp, ultimately earning the starting job. Ranks third on team for total tackles (48). Set career-high for single game tackles with 12 vs. Baylor last time out.

13 JACOB RODRIGUEZ

So. | 6-1 | 235

- Rider High School quarterback, turned Virginia quarterback, turned Tech linebacker. Passed for more than 7,000 yards and ran for more than 3,000 yards in three HS seasons. Returns to his home state after one season at UVA. Tallied season-best five tackles last time out and four tackles in three other games, respectively. Forced first career fumble against WVU.

STAR

9 MARQUIS WATERS

Sr. | 6-1 | 215

- Known as "Muddy" to his peers. Among Tech defensive players, leads group in most career starts with 45. The first 35 came at Duke before starting first four games for Tech in 2021 prior to injury (pectoral) - utilized available redshirt to extend career into sixth-year. Has started 5 of 8 games primarily in DeRuyter's STAR spot.

16 KEYON BLANKENBAKER

Sr. | 5-10 | 185

- A Kansas City native; family moved to Chicago area while in 6th grade. Accepted scholarship offer from Wyoming after receiving offers at Cincinnati among others as well as a preferred walk-on invitation to Wisconsin. Appeared in 40 gms, started 27, for the Cowboys. Likes painting/drawing/fashion.

NOSE

97 TONY BRADFORD JR.

Sr. | 6-1 | 300

- A staple on the d-line for the past three seasons having played in 37 games with 20 starts (8 in 2020). Texas Tech's Big 12 Champions of Life representative. Intern with the Texas Tech Police Department since the spring of 2020. Named to 2022 AFCA Good Works Team and nominee for the Wuerffell Trophy.

96 PHILIP BLIDI

Jr. | 6-3 | 295

- Has played in all 31 games since stepping on campus; standout season opener with 2.0 sacks/3.0 TFLs (all in 1H). Born in N.J., moved to Portales, N.M. in 8th-grade (100 miles east of Lubbock) to Christian Children's Home. Son of Liberian immigrants. Married to wife, Emma; the couple has a child Amara.

MIKE

1 KRISHON MERRIWEATHER

Sr. | 6-0 | 235

- Sixth-year player starting third at Tech. Was the NJCAA national leader in tackles prior to becoming a Red Raider. Nicknamed "Coach K" by Coach McGuire for how he acts on the field, and K1 by his teammates. Appeared in 30 of Tech's last 31 games (started 23). Can perform a back flip in full pads.

11 DIMITRI MOORE

Sr. | 6-3 | 235

- Moore, a former state top-100 recruit from Cedar Hill who played for McGuire in his final season before joining Baylor - won a state title together ('14). Holds degree from Vanderbilt. Named to SEC All-Freshman Team. Joins Tech as a sixth-year; younger brother Jalon Peoples joined team as a freshman.

SAFETY

25 DADRION TAYLOR-DEMERTON

Sr. | 5-11 | 195

- Affectionately known as "Rabbit" since the 2nd grade to friends and family, coined from playing football as one of the smallest players on the team. Storied HS career included three-straight state titles [Okla.] and Player of the Year honors. In March 2022, became father to daughter Layla Grace.

31 JOSEPH PLUNK

So. | 5-10 | 180

- A walk-on from nearby Amarillo Tascosa that had an outstanding fall camp. His father Ken, serves as head coach at Tascosa. Played quarterback for a physical ground attack as he amassed over 2,500 yards rushing and over 500 yards passing senior season. Enjoys playing chess.

EDGE

19 TYREE WILSON

Sr. | 6-6 | 275

- Tabbed Texas Tech's top NFL prospect by several media entities. Led Red Raiders in TFLs (13.5) and sacks (7.0) in 2021; closed season as Liberty Bowl Defensive MVP. The 2022 goal is to repeat double-digit TFLs and post double-digit sacks - trending in that direction with 11.5 TFLs and 6.5 sacks after 8 games.

43 JOSEPH ADEDIRE

Fr. | 6-3 | 270

- Chose Tech over offers from more than a dozen power-five programs, including LSU, Michigan and Oregon. Enrolled for spring football. High school teammates with current teammate Jacoby Jackson. Earned first career start at Oklahoma State and recorded first career solo TFL. Picked up second start vs. Baylor.

OLB

8 JESIAH PIERRE

Jr. | 6-2 | 245

- Joined the Red Raiders prior to 2021 season after two seasons at Florida and appearing in 13 games while in Gainesville. Played in 11 games (three starts) last season. Started 7 of 8 games in 2022. Tallied first career sack at Ok State and career-high 5 tackles in two different games (OSU/Baylor).

51 ROBERT WOOTEN

So. | 6-3 | 265

- Came to Texas Tech after one season (2020) at Virginia Tech but had to sit his first season as a Red Raider due to entering the portal late. A Texas native from the Houston suburbs. Rivals and 247Sports recruiting services both ranked Wooten among the top 100 recruits in Texas coming out of high school.

SAFETY

2 REGGIE PEARSON JR.

Sr. | 5-11 | 200

- Once a 12-game starter at Wisconsin in 2019, including that season's Rose Bowl win against Oregon. Sat out 2020 season to injury; transferred to Tech in time for 2021 summer workouts. Averaged more snaps per game (67.4) than any other Red Raider on defense in 2021.

18 TYLER OWENS

Sr. | 6-2 | 200

- Former five-star safety transferred to the Red Raiders from Texas after three seasons. Despite a limited role, Owens had a key punt block that was returned for a touchdown last time Texas played in Lubbock. He then blocked a punt for the Red Raiders in his first game playing for the home team against Murray State.

CORNERBACK

24 MALIK DUNLAP

Sr. | 6-3 | 215

- Appeared in seven games, fighting injuries, with one start in first season at Tech in 2021, following three years at N.C. State - coincidentally the Red Raiders 2022 week three opponent. Singled out by position coach Marcel Yates as the most improved player from spring to the end of fall camp in his group.

7 ADRIAN FRYE

Sr. | 6-0 | 205

- Eldest statesman on campus, of the super-seniors on Tech's roster, is the only player that's been a Red Raider all six seasons. Owns 22 career starts; made at least one start in each of previous now-five seasons. Harry Potter fan. Enjoys volunteering at the local Boys & Girls Club in the offseason.

ALPHABETICAL ROSTER

NO	NAME	POS
43	Joseph Adedire	DL
47	Tanner Allen	TE
56	Jackson Baggett	LB
98	E'Maurion Banks	DL
25	Blake Bedwell	RB
16	Keyon Blankenbaker	DB
96	Philip Blidi	DL
13	Brady Boyd	WR
15	Cole Boyd	DB
97	Tony Bradford Jr.	DL
9	Jerand Bradley	WR
73	Cade Briggs	OL
28	Tahj Brooks	RB
86	Jordan Brown	WR
79	Ty Buchanan	OL
91	Blake Burris	DL
33	Clazarion Campbell	RB
15	Cameron Cantrell	WR
77	Ethan Carde	OL
99	Sam Carrell	DL
10	Trey Cleveland III	WR
5	Myles Cole	DL
29	Chief Collins	DB
88	Baylor Cupp	TE
35	Patrick Curley	LB
27	Jon-Jon Davis	DB
45	Drew DeArman	LB
22	Bryson Donnell	RB
24	Malik Dunlap	DB
52	Harvey Dyson III	DL
85	Coy Eakin	WR
20	Gage Elder	LB
6	Kosi Eldridge	DB
83	Jack Esparza	WR
49	Charles Esters III	OLB
17	Nate Floyd	WR
19	Loic Fouonji	WR
7	Adrian Frye	DB
99	Gino Garcia	PK
14	Hut Graham	DB
36	James Grando	OLB
63	Erik Gray	OL
48	Stone Harrington	PK
37	Brook Honore Jr.	P
22	Maurion Horn	DB
82	Drew Hocutt	WR
23	Landon Hullaby	DB
95	Jaylon Hutchings	DL
75	Jacoby Jackson	OL
41	Ty Kana	LB
66	Matt Keeler	OL
21	Tyler King	WR
30	Jackson Knotts	LS
18	Cooper LaFebre	QB
48	Derrick Lewis II	LB
26	Jason Lloyd	TE
64	Jurrien Loftin	OL
50	Trent Low	LB
37	Alpha Mara	DB
68	Seth Martin	OL
20	Nehemiah Martinez I	WR
90	Syncere Massey	DL
32	Tyrique Matthews	LB
61	Jacob Mauch	LS
93	Trevon McAlpine	DL
84	Zack McCown	TE
31	Austin McNamara	PK
1	Krishon Merriweather	LB
71	Monroe Mills	OL
3	Kobee Minor	DB
11	Dimitri Moore	LB
94	Larry Moore III	DL
92	L.B. Moore	OLB

NUMERICAL ROSTER

NO	PLAYER	POS	HT	WT	YR-EX	HOMETOWN (HIGH SCHOOL)
0	Cam'Ron Valdez	RB	5-9	205	Fr-RS	Rockdale, Texas (Rockdale)
0	Rayshad Williams	DB	6-3	195	Sr-1L	Memphis, Tenn. (Whitehaven)
1	Krishon Merriweather^	LB	6-0	235	Sr-2L	Hazelwood, Mo. (Hazelwood West)
1	Myles Price	WR	5-10	180	Jr-2L	The Colony, Texas (The Colony)
2	Behren Morton	QB	6-2	210	Fr-RS	Eastland, Texas (Eastland)
2	Reggie Pearson Jr.	DB	5-11	200	Sr-1L	Detroit, Mich. (River Rouge)
3	Kobee Minor	DB	6-0	185	So-1L	Lake Dallas, Texas (Lake Dallas)
4	SaRodorick Thompson Jr.	RB	6-0	220	Sr-3L	Irving, Texas (Ranchview)
5	Myles Cole	DL	6-6	285	Sr-TR	Shreveport, La. (Evangel Christian Academy)
5	Chadarius Townsend^	WR	6-0	205	Sr-2L	Tanner, Ala. (Tanner)
6	Kosi Eldridge^	LB	6-0	230	Sr-3L	Denton, Texas (Denton Ryan)
6	J.J. Sparkman	WR	6-4	220	So-1L	Longview, Texas (Pine Tree)
7	Adrian Frye^	DB	6-0	205	Sr-4L	Houston, Texas (Eisenhower)
7	Donovan Smith	QB	6-5	230	So-1L	Las Vegas, Nev. (Frenship)
8	Jesiah Pierre	OLB	6-2	245	Jr-1L	Mount Dora, Fla. (Mount Dora Christian Academy)
9	Jerand Bradley	WR	6-5	215	Fr-RS	Frisco, Texas (DeSoto)
9	Marquis Waters^	DB	6-1	215	Sr-1L	Delray Beach, Fla. (Atlantic)
10	Trey Cleveland III	WR	6-4	190	Jr-2L	Arlington, Texas (Arlington)
10	Cam White	DB	6-0	215	Sr-1L	Flora, Miss. (Madison Central)
11	Dimitri Moore^	LB	6-3	235	Sr-TR	Cedar Hill, Texas (Cedar Hill)
12	Jalon Peoples	DB	5-11	175	Fr-HS	Cedar Hill, Texas (Cedar Hill)
12	Tyler Shough	QB	6-5	230	Sr-1L	Chandler, Ariz. (Hamilton)
13	Brady Boyd	WR	6-1	195	So-TR	Southlake, Texas (Southlake Carroll)
13	Jacob Rodriguez	LB	6-1	235	So-TR	Wichita Falls, Texas (Rider)
14	Hut Graham	DB	6-1	190	Fr-HS	Gunter, Texas (Gunter)
14	Xavier White	WR	6-0	190	Sr-2L	Lubbock, Texas (Monterey)
15	Cole Boyd	DB	6-3	215	Jr-2L	Boerne, Texas (Boerne)
15	Cameron Cantrell	WR	6-1	200	Jr-SQ	Whitehouse, Texas (Whitehouse)
16	Keyon Blankenbaker^	DB	5-10	185	Sr-TR	Oak Park, Ill. (Oak Park-River Forest)
16	Jaden Morris	QB	5-11	200	Fr-HS	Arlington, Texas (Lamar)
17	Nate Floyd	WR	6-0	190	So-1L	College Station, Texas (A&M Consolidated)
18	Tyler Owens	DB	6-2	200	Sr-TR	Plano, Texas (Plano East)
18	Cooper LaFebre	QB	6-1	175	Fr-RS	Lubbock, Texas (Cooper)
19	Loic Fouonji	WR	6-4	210	Jr-2L	Midland, Texas (Lee)
19	Tyree Wilson	OLB	6-6	275	Sr-2L	Henderson, Texas (West Rusk)
20	Gage Elder	LB	5-11	225	Fr-RS	Rockwall, Texas (Rockwall)
20	Nehemiah Martinez I	WR	5-9	205	So-1L	Lubbock, Texas (Cooper)
21	Tyler King	WR	5-9	185	Fr-HS	Houston, Texas (Alief Taylor)
21	Cameron Watts	DB	5-11	195	Sr-2L	Tulsa, Okla. (Union)
22	Bryson Donnell	RB	5-10	215	Fr-HS	Tyler, Texas (Legacy)
22	Maurion Horn	DB	5-11	175	Fr-HS	Broken Arrow, Okla. (Broken Arrow)
23	Landon Hullaby	DB	6-0	205	Fr-HS	Mansfield, Texas (Timberview)
24	Malik Dunlap	DB	6-3	215	Sr-1L	Charlotte, N.C. (Harding)
25	Blake Bedwell	RB	5-10	190	So-TR	Amarillo, Texas (Amarillo)
25	Dadriion Taylor-Demerson	DB	5-11	195	Sr-3L	Oklahoma City, Okla. (Carl Albert)
26	Jason Lloyd	TE	6-4	250	Jr-1L	Belmont, Calif. (Carlmont)
26	Sammy Morris IV	DB	6-1	195	Fr-RS	Prosper, Texas (Prosper)
27	Jon-Jon Davis	DB	6-1	185	So-SQ	Dallas, Texas (South Oak Cliff)
28	Tahj Brooks	RB	5-10	230	Jr-2L	Manor, Texas (Manor)
29	Chief Collins	DB	5-11	200	Fr-RS	Lucas, Texas (Lovejoy)
30	Jackson Knotts	LS	5-11	185	So-1L	Plant City, Fla. (Plant City)
31	Austin McNamara	P	6-4	195	Sr-3L	Gilbert, Ariz. (Highland)
31	Joseph Plunk	DB	5-10	180	So-SQ	Amarillo, Texas (Tascosa)
32	Tyrique Matthews	LB	5-11	235	Sr-3L	Houston, Texas (Eisenhower)
33	Clazarion Campbell	RB	5-9	185	Fr-RS	Saginaw, Texas (Saginaw)
33	Matthew Young^	LB	6-1	240	Sr-1L	Las Cruces, N.M. (Oñate)
34	Bryce Robinson	LB	6-2	235	Jr-SQ	Sachse, Texas (Sachse)
35	Patrick Curley	LB	6-2	230	Sr-3L	Wagoner, Okla. (Wagoner)
36	James Grando	OLB	6-2	220	Jr-TR	Arlington, Texas (Lamar)
36	Trey Wolff	PK	6-4	210	Sr-3L	Spring, Texas (Klein)
37	Brook Honore Jr.	P	6-0	185	Fr-HS	Manvel, Texas (Manvel)
37	Alpha Mara	DB	6-1	155	Jr-SQ	Austin, Texas (Akins)
38	Jett Whitfield	DB	5-10	210	Jr-SQ	New Deal, Texas (New Deal)
39	Charles Robinson	TE	6-0	250	Fr-RS	Lubbock, Texas (Coronado)
40	Wesley Smith	LB	5-10	215	Fr-HS	Midland, Texas (Legacy)
41	Ty Kana	LB	6-2	235	Fr-HS	Katy, Texas (Katy)
42	Vidal Scott Jr.^	DL	6-1	285	Sr-TR	Pensacola, Fla. (West Florida)
43	Joseph Adedire	DL	6-3	270	Fr-HS	Mansfield, Texas (Summit)
43	Henry Teeter	TE	6-4	245	Sr-1L	San Angelo, Texas (Central)
45	Drew DeArman	LB	6-1	215	Fr-HS	Arlington, Texas (Joshua)
46	Ben Roberts	LB	6-3	225	Fr-HS	Haslet, Texas (Eaton)
47	Tanner Allen	TE	6-3	260	Fr-HS	Bryan, Texas (Bryan)
48	Stone Harrington	PK	6-3	185	Fr-HS	Colleyville, Texas (Colleyville)

NUMERICAL ROSTER

NO	PLAYER	POS	HT	WT	YR-EX	HOMETOWN (HIGH SCHOOL)
48	Derrick Lewis II	LB	6-1	215	So-1L	Schertz, Texas (Samuel Clemens)
49	Charles Esters III	OLB	6-3	250	Fr-RS	Cedar Hill, Texas (Cedar Hill)
50	Trent Low	LB	6-1	220	So-SQ	Midland, Texas (Lee)
50	Michael Shanahan	OL	6-5	320	Jr-TR	Orlando, Fla. (First Academy)
51	Robert Wooten	OLB	6-3	265	So-RS	Stafford, Texas (Stafford)
52	Harvey Dyson III	DL	6-3	260	Fr-HS	Cedar Hill, Texas (Cedar Hill)
54	Bryce Ramirez	OLB	6-2	235	Jr-1L	Missouri City, Texas (George Ranch)
56	Jackson Baggett	LB	6-3	225	Jr-SQ	Bushland, Texas (Bushland)
56	Dennis Wilburn	OL	6-3	320	Sr-TR	Humble, Texas (Nimitz)
58	Jack Tucker	OL	6-7	305	Fr-RS	Argyle, Texas (Argyle)
59	Isaac Smith	OLB	6-6	245	Fr-RS	Wagoner, Okla. (Wagoner)
61	Jacob Mauch	LS	6-3	220	So-SQ	Covina, Calif. (South Hills)
62	Kaden Weatherby	OL	6-6	300	Fr-HS	Aurora, Colo. (Eaglecrest)
63	Erik Gray	OL	6-2	275	Fr-HS	Amarillo, Texas (Amarillo)
64	Jurrien Loftin	OL	6-5	290	Fr-HS	Aledo, Texas (Aledo)
65	Sheridan Wilson	OL	6-5	285	Fr-HS	Argyle, Texas (Argyle)
66	Matt Keeler	OL	6-6	305	So-SQ	Chicago, Ill. (Nazareth Academy)
68	Seth Martin	OL	6-3	285	Fr-HS	Fort Worth, Texas (Everman)
69	Caleb Rodkey	OL	6-4	300	Fr-RS	Missouri City, Texas (Ridge Point)
70	Weston Wright	OL	6-6	320	Sr-3L	New Braunfels, Texas (New Braunfels)
71	Monroe Mills	OL	6-6	315	So-TR	Columbia, Mo. (Father Tolton)
72	Landon Peterson	OL	6-6	300	Jr-2L	Odessa, Texas (Permian)
73	Cade Briggs	OL	6-3	300	Sr-TR	Las Vegas, Nev. (Bishop Gorman)
74	Cole Spencer*	OL	6-4	305	Sr-TR	Louisville, Ky. (Trinity)
75	Jacoby Jackson	OL	6-6	335	Fr-RS	Arlington, Texas (Mansfield Summit)
76	Caleb Rogers	OL	6-5	305	Jr-2L	Mansfield, Texas (Lake Ridge)
77	Ethan Carde	OL	6-8	320	Sr-2L	Valrico, Fla. (Bloomingtondale)
78	Larry Moore III	OL	6-6	275	So-SQ	Missouri City, Texas (Fort Bend Marshall)
79	Ty Buchanan	OL	6-6	295	Fr-TR	Corpus Christi, Texas (Calallen)
80	Mason Tharp	TE	6-9	260	So-1L	Klein, Texas (Klein)
82	Drew Hocutt	WR	6-0	185	So-TR	Lubbock, Texas (Frenship)
83	Jack Esparza	WR	6-4	215	Fr-HS	Austin, Texas (St. Michael's Catholic)
84	Zack McCown	TE	6-5	225	Fr-HS	Amarillo, Texas (Amarillo)
85	Coy Eakin	WR	6-2	200	Fr-HS	Stephenville, Texas (Stephenville)
86	Jordan Brown	WR	5-11	185	So-TR	Dallas, Texas (DeSoto)
87	Haydon Wiginton	WR	5-11	185	Fr-TR	Midlothian, Texas (Heritage)
88	Baylor Cupp	TE	6-6	250	Jr-TR	Brock, Texas (Brock)
89	Jayden York	TE	6-4	240	So-SQ	Austin, Texas (Bowie)
90	Syncere Massey	DL	6-5	330	Fr-HS	Cedar Hill, Texas (Cedar Hill)
91	Blake Burris	DL	6-5	300	Fr-RS	Irving, Texas (Parish Episcopal)
92	L.B. Moore	OLB	6-3	265	So-SQ	Amarillo, Texas (Tascosa)
93	Trevon McAlpine	DL	6-3	305	Fr-HS	Saraland, Ala. (Saraland)
94	Gabe Oladipo*	DL	6-3	295	Sr-SQ	Missouri City, Texas (Fort Bend Hightower)
95	Jaylon Hutchings	DL	6-0	310	Sr-3L	Forney, Texas (Forney)
96	Philip Blidi	DL	6-3	295	Jr-2L	Portales N.M. (Portales)
97	Tony Bradford Jr.	DL	6-1	300	Sr-3L	Houston, Texas (North Shore)
98	E'Maurion Banks	DL	6-5	305	Fr-RS	Wichita Falls, Texas (Rider)
99	Sam Carrell	DL	6-4	285	Fr-TR	Albuquerque, N.M. (Sandia)
99	Gino Garcia	PK	6-2	200	Jr-TR	Richardson, Texas (Pearce)

ROSTER KEY

* represents Super Senior in final year of eligibility.

COACHING STAFF

Head Coach
Associate Head Coach/Special Teams Coordinator/Running Backs
Defensive Coordinator
Offensive Coordinator/Quarterbacks
Outside Linebackers Coach
Linebackers Coach
Tight Ends Coach
Defensive Line Coach
Offensive Line Coach
Passing Game Coordinator/Wide Receivers
Passing Game Coordinator/Secondary Coach

Joey McGuire (First Season)
Kenny Perry (First Season)
Tim DeRuyter (First Season)
Zach Kittley (First Season)
C.J. Ah You (First Season)
Josh Bookbinder (First Season)
Josh Cochran (First Season)
Zarnell Fitch (First Season)
Stephen Hamby (First Season)
Emmett Jones (First Season)
Marcel Yates (First Season)

ALPHABETICAL ROSTER

NO	NAME	POS
16	Jaden Morris	QB
26	Sammy Morris IV	DB
2	Behren Morton	QB
94	Gabe Oladipo	DL
18	Tyler Owens	DB
2	Reggie Pearson Jr.	DB
72	Landon Peterson	OL
8	Jesiah Pierre	OLB
31	Joseph Plunk	DB
12	Jalon Peoples	DB
1	Myles Price	WR
54	Bryce Ramirez	OLB
46	Ben Roberts	LB
34	Bryce Robinson	LB
39	Charles Robinson	TE
69	Caleb Rodkey	OL
13	Jacob Rodriguez	LB
76	Caleb Rogers	OL
42	Vidal Scott Jr.	DL
50	Michael Shanahan	OL
12	Tyler Shough	QB
7	Donovan Smith	QB
59	Isaac Smith	OLB
40	Wesley Smith	LB
6	J.J. Sparkman	WR
74	Cole Spencer	OL
25	Dadrian Taylor-Demerson	DB
43	Henry Teeter	TE
80	Mason Tharp	TE
4	SaRodorick Thompson Jr.	RB
5	Chadarius Townsend	WR
58	Jack Tucker	OL
0	Cam'Ron Valdez	RB
9	Marquis Waters	DB
21	Cameron Watts	DB
62	Kaden Weatherby	OL
10	Cam White	DB
14	Xavier White	WR
38	Jett Whitfield	DB
87	Haydon Wiginton	WR
56	Dennis Wilburn	OL
0	Rayshad Williams	DB
65	Sheridan Wilson	OL
19	Tyree Wilson	OLB
36	Trey Wolff	PK
51	Robert Wooten	OLB
70	Weston Wright	OL
89	Jayden York	TE
33	Matthew Young	LB

OFFENSIVE ROSTER BREAKDOWN

RETURNING/LOST

STARTERS RETURNING (4)

OL	Weston Wright
OL	Caleb Rogers
RB	SaRodorick Thompson
WR	Myles Price

OTHER RETURNERS WITH STARTING EXPERIENCE (10)

OL	Ethan Carde
TE	Mason Tharp
RB	Tahj Brooks
QB	Tyler Shough
QB	Donovan Smith
WR	Trey Cleveland
WR	Xavier White
OL	Landon Peterson
TE	Henry Teeter
WR	Jerand Bradley

LETTERWINNERS RETURNING (24)

WR	Jerand Bradley
RB	Tahj Brooks
OL	Ethan Carde
WR	Trey Cleveland
WR	Loic Fouonji
OL	Jacoby Jackson
OL	Matt Keeler
TE	Jason Lloyd
WR	Nehemiah Martinez
QB	Behren Morton
OL	Larry Moore
OL	Landon Peterson
WR	Myles Price
OL	Caleb Rogers
QB	Donovan Smith
QB	Tyler Shough
WR	J.J. Sparkman
TE	Henry Teeter
TE	Mason Tharp
RB	SaRodorick Thompson
RB	Chadarius Townsend
RB	Xavier White
OL	Weston Wright
RB	Cam'Ron Valdez

STARTERS LOST (7)

OL	T.J. Storment
QB	Dawson Deaton
WR	Josh Burger
WR	Henry Colombi
TE	Travis Koontz
WR	Kaylon Geiger Sr.
WR	Erik Ezukanma

LETTERWINNERS LOST (14)

OL	Josh Burger
TE	Jed Castles
OL	Aaron Castro
QB	Henry Colombi
OL	Dawson Deaton
WR	Erik Ezukanma
OL	Clayton Franks
WR	Kaylon Geiger Sr.
RB	Ronnie Hart
TE	Travis Koontz
WR	McLane Mannix
WR	Dalton Rigdon
OL	T.J. Storment
OL	Casey Verhulst

QUARTERBACKS

2	Behren Morton	6-2	210	Fr-RS	Eastland, Texas (Eastland)
7	Donovan Smith	6-5	230	So-1L	Las Vegas, Nev. (Frenship)
12	Tyler Shough	6-5	230	Sr-1L	Chandler, Ariz. (Hamilton)
16	Jaden Morris	5-11	200	Fr-HS	Arlington, Texas (Lamar)
18	Cooper LaFebre	6-1	185	Fr-RS	Lubbock, Texas (Cooper)

RUNNING BACKS

0	Cam'Ron Valdez	5-9	205	Fr-RS	Rockdale, Texas (Rockdale)
4	SaRodorick Thompson Jr.	6-0	220	Sr-3L	Irving, Texas (Ranchview)
22	Bryson Donnell	5-10	215	Fr-HS	Tyler, Texas (Legacy)
25	Blake Bedwell	5-10	190	So-TR	Amarillo, Texas (Amarillo)
28	Tahj Brooks	5-10	230	Jr-2L	Manor, Texas (Manor)
33	Clazarion Campbell	5-9	185	Fr-RS	Saginaw, Texas (Saginaw)

TIGHT ENDS

26	Jason Lloyd	6-4	250	Jr-1L	Belmont, Calif. (Carlmont)
39	Charles Robinson	6-0	250	Fr-RS	Lubbock, Texas (Coronado)
43	Henry Teeter	6-4	245	Sr-1L	San Angelo, Texas (Central)
47	Tanner Allen	6-3	260	Fr-HS	Bryan, Texas (Bryan)
80	Mason Tharp	6-9	260	So-1L	Klein, Texas (Klein)
84	Zack McCown	6-5	225	Fr-HS	Amarillo, Texas (Amarillo)
88	Baylor Cupp	6-6	250	Jr-TR	Brock, Texas (Brock)
89	Jayden York	6-4	240	So-SQ	Austin, Texas (Bowie)

WIDE RECEIVERS

1	Myles Price	5-10	180	Jr-2L	The Colony, Texas (The Colony)
5	Chadarius Townsend^	6-0	205	Sr-2L	Tanner, Ala. (Tanner)
6	J.J. Sparkman	6-4	220	So-1L	Longview, Texas (Pine Tree)
9	Jerand Bradley	6-5	215	Fr-RS	Frisco, Texas (DeSoto)
10	Trey Cleveland III	6-4	190	Jr-2L	Arlington, Texas (Arlington)
13	Brady Boyd	6-1	195	So-TR	Southlake, Texas (Southlake Carroll)
14	Xavier White	6-0	190	Sr-2L	Lubbock, Texas (Monterey)
15	Cameron Cantrell	6-1	200	Jr-SQ	Whitehouse, Texas (Whitehouse)
17	Nate Floyd	6-0	190	So-1L	College Station, Texas (A&M Consolidated)
19	Loic Fouonji	6-4	210	Jr-2L	Midland, Texas (Lee)
20	Nehemiah Martinez	5-9	205	So-1L	Lubbock, Texas (Cooper)
21	Tyler King	5-9	185	Fr-HS	Houston, Texas (Alief Taylor)
82	Drew Hocutt	6-0	185	So-TR	Lubbock, Texas (Frenship)
83	Jack Esparza	6-4	215	Fr-HS	Austin, Texas (St. Michael's Catholic)
85	Coy Eakin	6-2	200	Fr-HS	Stephenville, Texas (Stephenville)
86	Jordan Brown	5-11	185	So-TR	Grand Prairie, Texas (DeSoto)
87	Haydon Wiginton	5-11	185	Fr-TR	Midlothian, Texas (Heritage)

OFFENSIVE LINE

50	Michael Shanahan	6-5	320	Jr-TR	Orlando, Fla. (First Academy)
56	Dennis Wilburn	6-3	320	Sr-TR	Humble, Texas (Nimitz)
58	Jack Tucker	6-7	305	Fr-RS	Argyle, Texas (Argyle)
62	Kaden Weatherby	6-6	300	Fr-HS	Aurora, Colo. (Eaglecrest)
64	Jurrien Loftin	6-5	290	Fr-HS	Aledo, Texas (Aledo)
65	Sheridan Wilson	6-5	285	Fr-HS	Argyle, Texas (Argyle)
66	Matt Keeler	6-6	305	So-SQ	Chicago, Ill. (Nazareth Academy)
68	Seth Martin	6-3	285	Fr-HS	Fort Worth, Texas (Everman)
69	Caleb Rodkey	6-4	300	Fr-RS	Missouri City, Texas (Ridge Point)
70	Weston Wright	6-6	320	Sr-3L	New Braunfels, Texas (New Braunfels)
71	Monroe Mills	6-6	315	So-TR	Columbia, Mo. (Father Tolton)
72	Landon Peterson	6-6	300	Jr-2L	Odessa, Texas (Permian)
73	Cade Briggs	6-3	300	Sr-TR	Las Vegas, Nev. (Bishop Gorman)
74	Cole Spencer^	6-4	305	Sr-TR	Louisville, Ky. (Trinity)
75	Jacoby Jackson	6-6	335	Fr-RS	Arlington, Texas (Mansfield Summit)
76	Caleb Rogers	6-5	305	Jr-2L	Mansfield, Texas (Lake Ridge)
77	Ethan Carde	6-8	320	Sr-2L	Valrico, Fla. (Bloomington)
78	Larry Moore III	6-6	275	So-SQ	Missouri City, Texas (Fort Bend Marshall)
79	Ty Buchanan	6-6	295	Fr-TR	Corpus Christi, Texas (Calallen)

SPECIALISTS

30	Jackson Knotts (LS)	5-11	185	So-1L	Plant City, Fla. (Plant City)
31	Austin McNamara (P)	6-4	195	Sr-3L	Gilbert, Ariz. (Highland)
36	Trey Wolff (K)	6-4	210	Sr-3L	Spring, Texas (Klein)
37	Brook Honore Jr. (P)	6-0	185	Fr-HS	Manvel, Texas (Manvel)
48	Stone Harrington (K)	6-3	185	Fr-HS	Colleyville, Texas (Colleyville)
61	Jacob Mauch (LS)	6-3	220	So-SQ	Covina, Calif. (South Hills)
99	Gino Garcia (K)	6-2	200	Jr-TR	Richardson, Texas (Pearce)

DEFENSIVE ROSTER BREAKDOWN

DEFENSIVE LINE

5	Myles Cole	6-6	285	Sr-TR	Shreveport, La. (Evangel Christian Academy)
42	Vidal Scott Jr.*	6-1	285	Sr-TR	Pensacola, Fla. (West Florida)
43	Joseph Adedire	6-3	270	Fr-HS	Mansfield, Texas (Summit)
52	Harvey Dyson III	6-3	260	Fr-HS	Cedar Hill, Texas (Cedar Hill)
90	Syncere Massey	6-5	330	Fr-HS	Cedar Hill, Texas (Cedar Hill)
91	Blake Burris	6-5	300	Fr-RS	Irving, Texas (Parish Episcopal)
93	Trevon McAlpine	6-3	305	Fr-HS	Saraland, Ala. (Saraland)
94	Gabe Oladipo*	6-3	295	Sr-SQ	Missouri City, Texas (Fort Bend Hightower)
95	Jaylon Hutchings	6-0	310	Sr-3L	Forney, Texas (Forney)
96	Philip Bliidi	6-3	295	Jr-2L	Portales N.M. (Portales)
97	Tony Bradford Jr.	6-1	300	Sr-3L	Houston, Texas (North Shore)
98	E'Maurion Banks	6-5	305	Fr-RS	Wichita Falls, Texas (Rider)
99	Sam Carrell	6-4	285	Fr-TR	Albuquerque, N.M. (Sandia)

OUTSIDE LINEBACKERS

19	Tyree Wilson	6-6	275	Sr-2L	Henderson, Texas (West Rusk)
36	James Grando	6-2	220	Jr-TR	Arlington, Texas (Lamar)
49	Charles Esters III	6-3	250	Fr-RS	Cedar Hill, Texas (Cedar Hill)
51	Robert Wooten	6-3	265	So-RS	Stafford, Texas (Stafford)
54	Bryce Ramirez	6-2	235	Jr-1L	Missouri City, Texas (George Ranch)
59	Isaac Smith	6-6	245	Fr-RS	Wagoner, Okla. (Wagoner)
92	L.B. Moore	6-3	265	So-SQ	Amarillo, Texas (Tascosa)

LINEBACKERS

1	Krishon Merriweather*	6-0	235	Sr-2L	Hazelwood, Mo. (Hazelwood West)
6	Kosi Eldridge*	6-0	230	Sr-3L	Denton, Texas (Denton Ryan)
11	Dimitri Moore*	6-3	235	Sr-TR	Cedar Hill, Texas (Cedar Hill)
13	Jacob Rodriguez	6-1	235	So-TR	Wichita Falls, Texas (Rider)
20	Gage Elder	5-11	225	Fr-RS	Rockwall, Texas (Rockwall)
32	Tyrique Matthews	5-11	235	Sr-3L	Houston, Texas (Eisenhower)
33	Matthew Young*	6-1	240	Sr-1L	Las Cruces, N.M. (Oñate)
34	Bryce Robinson	6-2	235	Jr-SQ	Sachse, Texas (Sachse)
35	Patrick Curley	6-2	230	Sr-3L	Wagoner, Okla. (Wagoner)
40	Wesley Smith	5-10	215	Fr-HS	Midland, Texas (Legacy)
41	Ty Kana	6-2	235	Fr-HS	Katy, Texas (Katy)
45	Drew DeArman	6-1	215	Fr-HS	Arlington, Texas (Joshua)
46	Ben Roberts	6-3	225	Fr-HS	Haslet, Texas (Eaton)
48	Derrick Lewis II	6-1	215	So-1L	Schertz, Texas (Samuel Clemens)
50	Trent Low	6-1	220	So-SQ	Midland, Texas (Lee)
56	Jackson Baggett	6-3	225	Jr-SQ	Bushland, Texas (Bushland)

DEFENSIVE BACKS

0	Rayshad Williams	6-3	195	Sr-1L	Memphis, Tenn. (Whitehaven)
2	Reggie Pearson Jr.	5-11	200	Sr-1L	Detroit, Mich. (River Rouge)
3	Kobee Minor	6-0	185	So-1L	Lake Dallas, Texas (Lake Dallas)
7	Adrian Frye*	6-0	205	Sr-4L	Houston, Texas (Eisenhower)
9	Marquis Waters*	6-1	215	Sr-1L	Delray Beach, Fla. (Atlantic)
10	Cam White	6-0	215	Sr-1L	Flora, Miss. (Madison Central)
12	Jalon Peoples	5-11	175	Fr-HS	Cedar Hill, Texas (Cedar Hill)
14	Hut Graham	6-1	190	Fr-HS	Gunter, Texas (Gunter)
15	Cole Boyd	6-3	215	Jr-2L	Boerne, Texas (Boerne)
16	Keyon Blankenbaker*	5-10	185	S-TR	Oak Park, Ill. (Oak Park-River Forest)
18	Tyler Owens	6-2	200	Sr-TR	Plano, Texas (Plano East)
21	Cameron Watts	5-11	195	Sr-2L	Tulsa, Okla. (Union)
22	Maurion Horn	5-11	175	Fr-HS	Broken Arrow, Okla. (Broken Arrow)
23	Landon Hullaby	6-0	205	Fr-HS	Mansfield, Texas (Timberview)
24	Malik Dunlap	6-3	215	Sr-1L	Charlotte, N.C. (Harding)
25	Dadriion Taylor-Demerson	5-11	195	Sr-3L	Oklahoma City, Okla. (Carl Albert)
26	Sammy Morris IV	6-1	195	Fr-RS	Prosper, Texas (Prosper)
27	Jon-Jon Davis	6-1	185	So-SQ	Dallas, Texas (South Oak Cliff)
29	Chief Collins	5-11	200	Fr-RS	Lucas, Texas (Lovejoy)
31	Joseph Plunk	5-10	180	So-SQ	Amarillo, Texas (Tascosa)
37	Alpha Mara	6-1	155	Jr-SQ	Austin, Texas (Akins)
38	Jett Whitfield	5-10	210	Jr-SQ	New Deal, Texas (New Deal)

RETURNING/LOST

STARTERS RETURNING (6)

DL	Jaylon Hutchings
DL	Tyree Wilson
LB	Krishon Merriweather
LB	Reggie Pearson Jr.
DB	Rayshad Williams
DB	Dadriion Taylor-Demerson

RETURNERS WITH STARTING EXPERIENCE (7)

DB	Adrian Frye
DL	Tony Bradford Jr.
DB	Marquis Waters
DL	Jesiah Pierre
DB	Kosi Eldridge
DB	Cam White
DB	Malik Dunlap

LETTERWINNERS RETURNING (24)

DL	Philip Bliidi
DB	Cole Boyd
DL	Tony Bradford Jr.
LB	Patrick Curley
DB	Malik Dunlap
LB	Kosi Eldridge
DB	Nate Floyd
DB	Adrian Frye
DL	Jaylon Hutchings
LB	Derrick Lewis II
LB	Tyrique Matthews
LB	Krishon Merriweather
DB	Kobee Minor
DL	L.B. Moore
DB	Reggie Pearson Jr.
LB	Jesiah Pierre
LB	Bryce Ramirez
DB	Dadriion Taylor-Demerson
DB	Marquis Waters
DB	Cameron Watts
DB	Cam White
DB	Rayshad Williams
DL	Tyree Wilson
LB	Matthew Young

STARTERS LOST (4)

DL	Devin Drew
LB	Colin Schooler
LB	Riko Jeffers
DB	Eric Monroe

LETTERWINNERS LOST (12)

LB	Brandon Bouyer-Randle
DB	Seth Collins
DL	Devin Drew
DB	DaMarcus Fields
LB	Ethan Frasier
LB	Riko Jeffers
DB	Eric Monroe
DL	Nelson Mbanasor
LB	Jacob Morgenstern
LB	Colin Schooler
DL	Troy Te'o
DL	Tre'Jon Lewis

TEAM/INDIVIDUAL STATISTICS

Team Results

	Date	Opponent		Score	Att.
	09/03/2022	Murray St.	W	63-10	58823
	09/10/2022	Houston	Wot2	33-30	56271
	09/17/2022	at NC State	L	14-27	56919
*	09/24/2022	Texas	Wot1	37-34	60975
*	10/01/2022	at Kansas St.	L	28-37	50782
*	10/08/2022	at Oklahoma St.	L	31-41	55509
*	10/22/2022	West Virginia	W	48-10	56530
*	10/29/2022	Baylor	L	17-45	60705

Rushing

Player	gp	att	gain	loss	net	avg	td	lg	avg/g
SaRodorick Thompson	8	89	458	23	435	4.9	3	24	54.4
Tahj Brooks	8	86	433	13	420	4.9	6	31	52.5
Donovan Smith	8	68	212	116	96	1.4	4	27	12.0
Behren Morton	7	36	156	75	81	2.3	2	15	11.6
Bryson Donnell	2	16	74	2	72	4.5	0	38	36.0
Nehemiah Martinez	8	1	6	0	6	6.0	0	6	0.8
Blake Bedwell	2	2	4	0	4	2.0	0	2	2.0
Tyler Shough	2	5	21	25	-4	-0.8	0	17	-2.0
Team	8	5	0	7	-7	-1.4	0	0	-0.9
Total	8	308	1364	261	1103	3.6	15	38	137.9
Opponents	8	302	1372	189	1183	3.9	14	69	147.9

Passing

Player	gp	effic	comp-att-int	pct	yds	td	lg	avg/g
Donovan Smith	8	134.6	146-220-8	66.4	1505	12	58	188.1
Behren Morton	7	116.5	89-158-6	56.3	1038	6	55	148.3
Tyler Shough	2	181.9	7-12-1	58.3	161	1	39	80.5
Myles Price	6	0.0	0-1-0	0.0	0	0	0	0.0
Total	8	128.3	242-391-15	61.9	2704	19	58	338.0
Opponents	8	123.2	142-250-5	56.8	1743	9	63	217.9

Receiving

Player	gp	no.	yds	avg	td	lg	avg/g
Xavier White	8	33	454	13.8	3	55	56.8
Myles Price	6	32	325	10.2	2	54	54.2
Jerand Bradley	8	29	403	13.9	3	39	50.4
Nehemiah Martinez	8	23	263	11.4	2	43	32.9
Trey Cleveland	8	21	309	14.7	0	58	38.6
Tahj Brooks	8	21	128	6.1	1	17	16.0
Loic Fouonji	8	17	231	13.6	3	39	28.9
SaRodorick Thompson	8	15	73	4.9	1	30	9.1
J.J. Sparkman	6	11	104	9.5	0	17	17.3
Mason Tharp	8	10	97	9.7	1	21	12.1
Baylor Cupp	7	10	118	11.8	1	24	16.9
Brady Boyd	8	10	104	10.4	1	18	13.0
Henry Teeter	7	4	53	13.3	1	23	7.6
Jordan Brown	3	3	18	6.0	0	10	6.0
Drew Hocutt	7	1	11	11.0	0	11	1.6
Haydon Wiginton	1	1	7	7.0	0	7	7.0
Tyler King	1	1	6	6.0	0	6	6.0
Total	8	242	2704	11.2	19	58	338.0
Opponents	8	142	1743	12.3	9	63	217.9

Game Records

Record	Overall	Home	Away	Neutral
ALL GAMES	4-4	4-1	0-3	0-0
CONFERENCE	2-3	2-1	0-2	0-0
NON-CONFERENCE	2-1	2-0	0-1	0-0

Team Statistics

	TTU	OPP
First Downs	227	147
Rushing	78	60
Passing	130	74
Penalty	19	13
Rushing Yardage	1103	1183
Rushing attempts	308	302
Average per rush	3.6	3.9
Average per game	137.9	147.9
TDs Rushing	15	14
Passing Yardage	2704	1743
Comp-Att-Int	242-391-15	142-250-5
Average per pass	6.9	7.0
Average per catch	11.2	12.3
Average per game	338.0	217.9
TDs Passing	19	9
Total offense	3807	2926
Average per play	5.4	5.3
Average per game	475.9	365.8
Kick returns: #-Yards	16-347	10-217
Punt returns: #-Yards	11-85	7-64
Int returns: #-Yards	5-36	15-257
Fumbles-Lost	11-3	8-6
Penalties-Yards	49-401	49-458
Punts-Avg	27-44.4	45-41.1
Time of possession / game	29:46	29:30
3rd-down conversion	50/131	46/124
4rd-down conversion	22/36	6/12
PAT-attempts	(32-32) 100%	(25-25) 100%
2-point conversion-attempts	(1-1) 100%	(1-1) 100%

Interceptions

Player	no.	yds	avg	td	lg
Reggie Pearson	2	36	18.0	0	25
Rayshad Williams	1	0	0.0	0	0
Dadrión Taylor-Demerson	1	0	0.0	0	0
Malik Dunlap	1	0	0.0	0	0
Total	5	36	7.2	0	25
Opponents	15	257	17.1	3	84

INDIVIDUAL STATISTICS

Field Goals

Player	fg	pct.	01-19	20-29	30-39	40-49	50-99	lg	blk
Trey Wolff	11-14	78.6	0-0	5-5	2-2	3-6	1-1	51	0
Gino Garcia	0-1	0.0	0-0	0-0	0-0	0-1	0-0	0	0
Opponents	17-18	94.4	0-0	7-7	5-5	5-6	0-0	48	0

Scoring

Player	td	fg	PAT						pts
			kick	rush	rcv	pass	dxp	saf	
Trey Wolff	-	11-14	25-25	-	-	-	-	-	58
Tahj Brooks	7	-	-	-	-	-	-	-	42
SaRodorick Thompson	4	-	-	-	-	-	-	-	24
Donovan Smith	4	-	-	-	-	1	-	-	24
Xavier White	3	-	-	-	-	-	-	-	18
Loic Fouonji	3	-	-	-	-	-	-	-	18
Jerand Bradley	3	-	-	-	-	-	-	-	18
Myles Price	2	-	-	-	-	-	-	-	12
Nehemiah Martinez	2	-	-	-	-	-	-	-	12
Behren Morton	2	-	-	-	-	-	-	-	12
Mason Tharp	1	-	-	-	1	-	-	-	8
Gino Garcia	-	0-1	7-7	-	-	-	-	-	7
Baylor Cupp	1	-	-	-	-	-	-	-	6
Henry Teeter	1	-	-	-	-	-	-	-	6
Brady Boyd	1	-	-	-	-	-	-	-	6
Total	34	11-15	32-32	0	1	1	0	0	271
Opponents	26	17-18	25-25	0	1	1	0	0	234

Score by Periods

Team	1st	2nd	3rd	4th	OT	TOT
Texas Tech	52	82	69	52	16	271
Opponents	55	55	49	65	10	234

Punting

Player	no.	yds	avg	lg	tb	fc	i20	50+	blk
Austin McNamara	27	1199	44.4	65	2	10	10	8	0
Total	27	1199	44.4	65	2	10	10	8	0
Opponents	45	1849	41.1	67	1	13	16	9	2

Punt Returns

Player	no.	yds	avg	td	lg
Drew Hocutt	4	25	6.3	0	19
Adrian Frye	3	7	2.3	0	5
Xavier White	2	15	7.5	0	13
Myles Price	2	38	19.0	0	20
Total	11	85	7.7	0	20
Opponents	7	64	9.1	0	35

Kick Returns

Player	no.	yds	avg	td	lg
Xavier White	9	217	24.1	0	36
Nehemiah Martinez	7	130	18.6	0	25
Total	16	347	21.7	0	36
Opponents	10	217	21.7	0	30

All Purpose

Player	g	rush	rcv	pr	kr	ir	total	avg/g
Xavier White	8	0	454	15	217	0	686	85.8
Tahj Brooks	8	420	128	0	0	0	548	68.5
SaRodorick Thompson	8	435	73	0	0	0	508	63.5
Jerand Bradley	8	0	403	0	0	0	403	50.4
Nehemiah Martinez	8	6	263	0	130	0	399	49.9
Myles Price	6	0	325	38	0	0	363	60.5
Trey Cleveland	8	0	309	0	0	0	309	38.6
Loic Fouonji	8	0	231	0	0	0	231	28.9
Baylor Cupp	7	0	118	0	0	0	118	16.9
Brady Boyd	8	0	104	0	0	0	104	13.0
J.J. Sparkman	6	0	104	0	0	0	104	17.3
Mason Tharp	8	0	97	0	0	0	97	12.1
Donovan Smith	8	96	0	0	0	0	96	12.0
Behren Morton	7	81	0	0	0	0	81	11.6
Bryson Donnell	2	72	0	0	0	0	72	36.0
Henry Teeter	7	0	53	0	0	0	53	7.6
Reggie Pearson	8	0	0	0	0	36	36	4.5
Drew Hocutt	7	0	11	25	0	0	36	5.1
Jordan Brown	3	0	18	0	0	0	18	6.0
Adrian Frye	4	0	0	7	0	0	7	1.8
Haydon Wiginton	1	0	7	0	0	0	7	7.0
Tyler King	1	0	6	0	0	0	6	6.0
Blake Bedwell	2	4	0	0	0	0	4	2.0
Tyler Shough	2	-4	0	0	0	0	-4	-2.0
Total	8	1103	2704	85	347	36	4275	534.4
Opponents	8	1183	1743	64	217	257	3464	433.0

Total Offense

Player	g	plays	rush	pass	total	avg/g
Donovan Smith	8	288	96	1505	1601	200.1
Behren Morton	7	194	81	1038	1119	159.9
SaRodorick Thompson	8	89	435	0	435	54.4
Tahj Brooks	8	86	420	0	420	52.5
Tyler Shough	2	17	-4	161	157	78.5
Bryson Donnell	2	16	72	0	72	36.0
Nehemiah Martinez	8	1	6	0	6	0.8
Blake Bedwell	2	2	4	0	4	2.0
Total	8	699	1103	2704	3807	475.9
Opponents	8	552	1183	1743	2926	365.8

DEFENSIVE STATISTICS

Team Defense

			Tackles				Sacks	Pass defense			Fumbles		blkd	
##	Player	gp	ua	a	tot	tfl/yds	no-yds	int-yds	brup	qbh	fr-yds	ff	kick	saf
1	Krishon Merriweather	8	41	26	67	2.5-7	1.5-5	.	.	6	.	2	.	.
19	Tyree Wilson	8	31	20	51	11.5-59	6.5-43	.	.	6	1-0	1	.	.
6	Kosi Eldridge	8	33	15	48	2.5-23	1.5-19	.	.	1
25	Dadrion Taylor-Demerson	8	29	14	43	2-7	.	1-0	2	.	1-0	2	.	.
9	Marquis Waters	8	25	8	33	7.5-20	.	.	.	5
2	Reggie Pearson	8	23	7	30	.	.	2-36	3	.	1-0	.	.	.
95	Jaylon Hutchings	8	16	13	29	3-5	.	.	.	3
13	Jacob Rodriguez	8	12	9	21	1.5-3	.	.	.	3	.	1	.	.
24	Malik Dunlap	8	18	1	19	0.5-2	.	1-0	8
0	Rayshad Williams	8	13	6	19	1-2	.	1-0	7	.	1-0	.	.	.
97	Tony Bradford Jr.	8	11	7	18	6-29	3.5-24	.	.	2
96	Philip Blidi	8	13	5	18	4.5-13	2-7	.	.	1
8	Jesiah Pierre	8	9	9	18	1-1	1-1	.	1
32	Tyrique Matthews	8	7	3	10	3.5-10	1-0	.	.	.
5	Myles Cole	8	4	4	8	0.5-1
18	Tyler Owens	6	6	1	7	.	.	.	2	.	.	.	1	.
11	Dimitri Moore	7	4	3	7	1-1	1-1	.	.	2
43	Joseph Adedire	7	4	2	6	1.5-6	.	.	.	1
3	Kobee Minor	8	4	1	5	.	.	.	1
54	Bryce Ramirez	2	4	.	4
42	Vidal Scott Jr.	8	3	.	3	1-3
51	Robert Wooten	6	1	1	2
7	Adrian Frye	4	2	.	2
59	Isaac Smith	6	1	1	2
28	Tahj Brooks	8	2	.	2
88	Baylor Cupp	7	1	.	1
7	Donovan Smith	8	1	.	1
52	Harvey Dyson III	2	1	.	1
6	J.J. Sparkman	6	1	.	1
30	Jackson Knotts	8	1	.	1
35	Patrick Curley	8	1	.	1
19	Loic Fouonji	8	1	.	1
50	Trent Low	4	1	.	1
16	Keyon Blankenbaker	8	1	.	1
36	Trey Wolff	8	1	.	1
49	Charles Esters III	1	1	.	1
20	Nehemiah Martinez	8	1	.	1	1	.
38	Jett Whitfield	2	1	.	1
80	Mason Tharp	8	1	.	1
99	Sam Carrell	1	1
	Totals	8	331	156	487	51-192	17-100	5-36	25	30	6-0	6	2	0
	Opponents	8	401	202	603	68-281	30-199	15-257	35	39	3-0	7	0	0

TEXAS TECH GAME-BY-GAME STATS

Date	Opponent	Rushing				Receiving				Passing				Kick Returns				Punt Returns				tot off
		no.	yds	td	lg	no.	yds	td	lg	cmp-att-int	yds	td	lg	no.	yds	td	lg	no.	yds	td	lg	
09/03/2022	Murray St.	29	133	3	24	27	472	6	39	27-36-1	472	6	39	2	71	0	36	5	55	0	19	605
09/10/2022	Houston	44	118	2	27	36	350	2	54	36-59-3	350	2	54	1	19	0	19	2	2	0	3	468
09/17/2022	at NC State	26	54	1	13	25	299	1	38	25-43-3	299	1	38	5	98	0	25	2	6	0	6	353
09/24/2022	Texas	44	148	2	19	37	331	2	35	37-55-0	331	2	35	3	66	0	25	1	20	0	20	479
10/01/2022	at Kansas St.	34	114	1	23	34	359	2	58	34-48-2	359	2	58	2	47	0	33	0	0	0	0	473
10/08/2022	at Oklahoma St.	41	148	2	19	39	379	2	36	39-63-1	379	2	36	2	33	0	19	0	0	0	0	527
10/22/2022	West Virginia	54	239	3	38	32	355	3	55	32-49-0	355	3	55	1	13	0	13	1	2	0	2	594
10/29/2022	Baylor	36	149	1	31	12	159	1	39	12-38-5	159	1	39	0	0	0	0	0	0	0	0	308
Texas Tech		308	1103	15	38	242	2704	19	58	242-391-15	2704	19	58	16	347	0	36	11	85	0	20	3807
Opponents		302	1183	14	69	142	1743	9	63	142-250-5	1743	9	63	10	217	0	30	7	64	0	35	2926

Texas Tech Averages

Games	Avg/ rush	Avg/ catch	Pass effc	KR avg	PR avg	All purpose avg/game	Total offense avg/game
8	3.6	11.2	128.3	21.7	7.7	534.4	475.9

Date	Opponent	Tackles				Sacks	Fumble	Pass Defense			blkd	PAT attempts			off			
		ua	a	total	tfl-yds	no-yds	ff	fr-yds	int-yds	qbh	brup	kick	kick	rush	rcv	saf	t/o	pts
09/03/2022	Murray St.	39	22	61	13.0-45	4-21	0	0-0	0-0	1	3	1	9-9	0	0	0	0	63
09/10/2022	Houston	42	14	56	4.0-21	2-16	1	1-0	1-11	5	4	0	3-3	0	0	0	0	33
09/17/2022	at NC State	32	34	66	7.0-23	2-11	1	1-0	0-0	4	4	0	2-2	0	0	0	0	14
09/24/2022	Texas	38	12	50	3.0-12	1-6	1	1-0	1-25	1	1	0	4-4	0	0	0	3	37
10/01/2022	at Kansas St.	37	6	43	5.0-31	3-23	2	1-0	0-0	5	0	0	2-2	0	1	0	0	28
10/08/2022	at Oklahoma St.	41	28	69	6.0-18	3-9	0	0-0	0-0	7	10	1	4-4	0	0	0	0	31
10/22/2022	West Virginia	39	20	59	6.0-22	1-8	1	1-0	3-0	3	2	0	6-6	0	0	0	17	48
10/29/2022	Baylor	63	20	83	7.0-20	1-6	0	1-0	0-0	4	1	0	2-2	0	0	0	7	17
Texas Tech		331	156	487	51.0-192	17-100	6	6-0	5-36	30	25	2	32-32	0	1	0	27	271
Opponents		401	202	603	68.0-281	30-199	7	3-0	15-257	39	35	0	25-25	0	1	0	37	234

Date	Opponent	Punting										Field Goals			Kickoffs			
		no.	yds	avg	long	blkd	tb	fc	50+	i20	md-att	long	blkd	no.	yds	avg	tb	ob
09/03/2022	Murray St.	4	183	45.8	56	0	0	0	2	3	0-0	0	0	10	650	65.0	8	0
09/10/2022	Houston	4	178	44.5	53	0	0	2	1	2	2-4	47	0	5	293	58.6	2	0
09/17/2022	at NC State	6	247	41.2	50	0	0	3	1	1	0-0	0	0	3	195	65.0	3	0
09/24/2022	Texas	2	85	42.5	59	0	0	0	1	1	3-3	45	0	7	430	61.4	5	1
10/01/2022	at Kansas St.	3	136	45.3	60	0	1	1	1	1	2-3	51	0	4	255	63.8	2	1
10/08/2022	at Oklahoma St.	4	166	41.5	46	0	0	3	0	0	1-2	23	0	6	322	53.7	2	0
10/22/2022	West Virginia	2	108	54.0	65	0	1	0	1	1	2-2	46	0	9	578	64.2	7	0
10/29/2022	Baylor	2	96	48.0	53	0	0	1	1	1	1-1	33	0	4	260	65.0	4	0
Texas Tech		27	1199	44.4	65	0	2	10	8	10	11-15	51	0	48	2983	62.1	33	2
Opponents		45	1849	41.1	67	2	1	13	9	16	17-18	48	0	48	3090	64.4	26	4

OPPONENTS GAME-BY-GAME STATS

Date	Opponent	Rushing				Receiving				Passing				Kick Returns				Punt Returns				tot off
		no.	yds	td	lg	no.	yds	td	lg	cmp-att-int	yds	td	lg	no.	yds	td	lg	no.	yds	td	lg	
09/03/2022	Murray St.	41	50	0	11	9	208	1	54	9-23-0	208	1	54	2	40	0	30	1	0	0	0	258
09/10/2022	Houston	29	87	1	18	20	266	1	63	20-39-1	266	1	63	2	40	0	27	1	35	0	35	353
09/17/2022	at NC State	37	111	1	16	16	159	1	38	16-24-0	159	1	38	0	0	0	0	0	0	0	0	270
09/24/2022	Texas	30	151	2	40	20	277	2	39	20-30-1	277	2	39	1	30	0	30	1	7	0	7	428
10/01/2022	at Kansas St.	39	343	3	69	12	116	1	20	12-19-0	116	1	20	1	20	0	20	1	9	0	9	459
10/08/2022	at Oklahoma St.	41	137	3	14	22	297	1	32	22-45-0	297	1	32	3	71	0	30	1	7	0	7	434
10/22/2022	West Virginia	26	73	0	16	24	209	1	28	24-40-3	209	1	28	1	16	0	16	1	10	0	10	282
10/29/2022	Baylor	59	231	4	19	19	211	1	30	19-30-0	211	1	30	0	0	0	0	1	-4	0	0	442
Opponents		302	1183	14	69	142	1743	9	63	142-250-5	1743	9	63	10	217	0	30	7	64	0	35	2926
Texas Tech		308	1103	15	38	242	2704	19	58	242-391-15	2704	19	58	16	347	0	36	11	85	0	20	3807

Opponents Averages

Games	Avg/ rush	Avg/ catch	Pass effc	KR avg	PR avg	All purpose avg/game	Total offense avg/game
8	3.9	12.3	123.2	21.7	9.1	433.0	365.8

Date	Opponent	Tackles			Sacks		Fumble		Pass Defense			blkd	PAT attempts			off		
		ua	a	total	tfl-yds	no-yds	ff	fr-yds	int-yds	qbh	brup	kick	kick	rush	rcv	saf	t/o	pts
09/03/2022	Murray St.	47	10	57	2.0-17	1-13	1	0-0	1-0	1	2	0	1-1	0	0	0	0	10
09/10/2022	Houston	60	28	88	14.0-67	6-49	1	0-0	3-115	3	5	0	3-3	0	0	0	10	30
09/17/2022	at NC State	33	40	73	7.0-34	4-26	0	1-0	3-84	10	2	0	3-3	0	0	0	10	27
09/24/2022	Texas	61	40	101	8.0-16	2-3	2	0-0	0-0	3	6	0	4-4	0	0	0	0	34
10/01/2022	at Kansas St.	56	12	68	10.0-33	6-27	2	2-0	2-0	4	3	0	4-4	0	0	0	0	37
10/08/2022	at Oklahoma St.	53	32	85	14.0-43	4-21	1	0-0	1-13	12	9	0	3-3	0	1	0	3	41
10/22/2022	West Virginia	57	24	81	5.0-17	1-9	0	0-0	0-0	3	2	0	1-1	0	0	0	0	10
10/29/2022	Baylor	34	16	50	8.0-54	6-51	0	0-0	5-45	3	6	0	6-6	0	0	0	14	45
Opponents		401	202	603	68.0-281	30-199	7	3-0	15-257	39	35	0	25-25	0	1	0	37	234
Texas Tech		331	156	487	51.0-192	17-100	6	6-0	5-36	30	25	2	32-32	0	1	0	27	271

Date	Opponent	Punting										Field Goals			Kickoffs			
		no.	yds	avg	long	blkd	tb	fc	50+	i20	md-att	long	blkd	no.	yds	avg	tb	ob
09/03/2022	Murray St.	12	474	39.5	57	1	0	1	3	2	1-1	31	0	3	203	67.7	1	0
09/10/2022	Houston	5	257	51.4	67	0	0	0	2	3	3-4	35	0	5	338	67.6	3	1
09/17/2022	at NC State	7	272	38.9	59	0	0	2	1	2	2-2	47	0	6	385	64.2	1	0
09/24/2022	Texas	3	130	43.3	48	0	0	1	0	1	2-2	48	0	6	373	62.2	1	1
10/01/2022	at Kansas St.	5	184	36.8	47	0	0	4	0	2	3-3	32	0	8	508	63.5	5	1
10/08/2022	at Oklahoma St.	5	206	41.2	50	1	0	2	1	3	4-4	42	0	9	580	64.4	5	1
10/22/2022	West Virginia	5	233	46.6	63	0	1	2	2	1	1-1	38	0	3	183	61.0	2	0
10/29/2022	Baylor	3	93	31.0	48	0	0	1	0	2	1-1	48	0	8	520	65.0	8	0
Opponents		45	1849	41.1	67	2	1	13	9	16	17-18	48	0	48	3090	64.4	26	4
Texas Tech		27	1199	44.4	65	0	2	10	8	10	11-15	51	0	48	2983	62.1	33	2

GAME-BY-GAME INDIVIDUAL STATS | OFFENSE

#2 Behren Morton	Comp	Att	Int	Pct	Yards	TD	Long	Sacked	Effic.
Murray St.	7	10	1	70.0	97	1	24	1-13	164.5
NC State	4	7	1	57.1	85	0	38	0-0	130.6
Oklahoma St.	39	62	1	62.9	379	2	36	4-21	121.7
West Virginia	28	45	0	62.2	325	2	55	1-9	137.6
Baylor	11	34	3	32.4	152	1	39	3-26	62.0
Totals	89	158	6	56.3	1038	6	55	9-69	116.5

#7 Donovan Smith	Comp	Att	Int	Pct	Yards	TD	Long	Sacked	Effic.
Murray St.	14	16	0	87.5	221	4	39	0-0	286.0
Houston	36	58	3	62.1	350	2	54	6-49	113.8
NC State	21	36	2	58.3	214	1	24	4-26	106.3
Texas	37	55	0	67.3	331	2	35	2-3	129.8
Kansas St.	34	48	2	70.8	359	2	58	6-27	139.1
Oklahoma St.	0	1	0	0.0	0	0	0	0-0	0.0
West Virginia	4	4	0	100.0	30	1	23	0-0	245.5
Baylor	0	2	1	0.0	0	0	0	0-0	-100.0
Totals	146	220	8	66.4	1505	12	58	18-105	134.6

#12 Tyler Shough	Comp	Att	Int	Pct	Yards	TD	Long	Sacked	Effic.
Murray St.	6	10	0	60.0	154	1	39	0-0	222.4
Baylor	1	2	1	50.0	7	0	7	3-25	-20.6
Totals	7	12	1	58.3	161	1	39	3-25	181.9

Rushing

Player	No-Yds/TD	MUR	UH	NCSU	UT	KState	OSU	WVU	Baylor
SaRodorick Thompson	89-435/3	7-48/0	5-11/0	9-39/0	17-70/1	6-55/0	20-87/1	15-59/1	10-66/0
Tahj Brooks	86-420/6	6-50/3	17-78/1	4-4/0	12-36/0	10-39/0	4-8/0	17-107/2	16-98/0
Donovan Smith	68-96/4	2-9/0	21-31/1	11--9/1	15-42/1	18-20/1	-	1-3/0	-
Behren Morton	36-81/2	3--15/0	-	2-20/0	-	DNP	17-53/1	8-17/0	6-6/1
Bryson Donnell	16-72/0	8-23/0	DNP	DNP	DNP	DNP	DNP	8-49/0	DNP
Tyler Shough	5--4/0	1-17/0	DNP	DNP	DNP	DNP	DNP	DNP	4--21/0
Blake Bedwell	2-4/0	1-2/0	DNP	DNP	DNP	DNP	DNP	1-2/0	DNP
Nehemiah Martinez	1-6/0	-	-	-	-	-	-	1-6/0	-

Receiving

Player	No-Yds/TD	MUR	UH	NCSU	UT	KState	OSU	WVU	Baylor
Xavier White	33-454/3	1-15/0	2-24/0	1-38/0	2-11/0	9-120/1	8-62/1	8-139/1	2-45/0
Myles Price	32-325/2	3-39/0	5-78/1	4-50/1	13-98/0	6-44/0	DNP	DNP	1-16/0
Jerand Bradley	29-403/3	6-108/2	6-50/0	2-14/0	2-26/0	-	8-119/1	3-42/0	2-44/0
Nehemiah Martinez	23-263/2	2-43/0	5-76/1	4-46/0	3-14/0	1-6/1	2-26/0	6-52/0	-
Trey Cleveland	21-309/0	2-24/0	3-21/0	1-13/0	1-35/0	3-98/0	9-100/0	2-18/0	-
Tahj Brooks	21-128/1	1-1/0	5-34/0	5-44/0	3-21/1	4-5/0	-	1-6/0	2-17/0
Loic Fouonji	17-231/3	4-110/2	3-30/0	2-28/0	-	3-24/0	2-14/0	3-25/1	-
SaRodorick Thompson	15-73/1	1-30/1	4-16/0	1-12/0	2--7/0	2-7/0	3-12/0	2-3/0	-
J.J. Sparkman	11-104/0	1-14/0	2-15/0	1-17/0	4-35/0	3-23/0	DNP	DNP	-
Baylor Cupp	10-118/1	1-20/0	1-6/0	DNP	4-65/1	-	1-0/0	1-3/0	2-24/0
Brady Boyd	10-104/1	-	-	1-11/0	2-20/0	1-18/0	3-34/0	2-9/1	1-12/0
Mason Tharp	10-97/1	1-21/1	-	3-26/0	1-13/0	-	1-2/0	3-35/0	1-0/0
Henry Teeter	4-53/1	1-23/0	-	-	DNP	-	1-6/0	1-23/0	1-1/1
Jordan Brown	3-18/0	DNP	DNP	DNP	DNP	2-14/0	1-4/0	-	DNP
Drew Hocutt	1-11/0	1-11/0	DNP	-	-	-	-	-	-
Haydon Wiginton	1-7/0	1-7/0	DNP	DNP	DNP	DNP	DNP	DNP	DNP
Tyler King	1-6/0	1-6/0	DNP	DNP	DNP	DNP	DNP	DNP	DNP

GAME-BY-GAME TACKLES

Total Tackles

Player	S-A	Total	MUR	UH	NCSU	UT	KState	OSU	WVU	Baylor
Krishon Merriweather	41-26	67	5-2	4-3	2-2	7-1	6-1	7-10	2-3	8-4
Tyree Wilson	31-20	51	3-3	3-1	6-5	5-1	4-2	2-2	2-2	6-4
Kosi Eldridge	33-15	48	2-0	4-3	3-2	3-2	3-1	2-4	4-3	12-0
Dadrion Taylor-Demerson	29-14	43	1-1	5-2	1-4	4-0	3-1	6-1	5-2	4-3
Marquis Waters	25-8	33	2-0	6-0	2-4	2-1	2-0	3-2	7-0	1-1
Reggie Pearson	23-7	30	2-1	2-0	0-3	4-1	5-0	3-0	3-1	4-1
Jaylon Hutchings	16-13	29	2-1	4-2	1-3	3-1	1-0	1-3	1-2	3-1
Jacob Rodriguez	12-9	21	0-4	-	2-2	1-0	1-0	1-1	4-0	3-2
Malik Dunlap	18-1	19	3-0	2-0	2-0	2-1	2-0	-	1-0	6-0
Rayshad Williams	13-6	19	3-0	2-1	0-1	3-1	0-1	3-0	1-1	1-1
Philip Blidi	13-5	18	3-1	2-1	2-2	-	2-0	2-1	-	2-0
Tony Bradford Jr.	11-7	18	2-1	1-0	0-1	1-2	1-0	0-1	1-2	5-0
Jesiah Pierre	9-9	18	1-2	-	0-2	-	1-0	3-2	1-1	3-2
Tyrique Matthews	7-3	10	1-1	-	3-2	-	-	2-0	1-0	-
Myles Cole	4-4	8	1-2	-	1-0	0-1	2-0	-	0-1	-
Tyler Owens	6-1	7	1-0	-	1-0	1-0	1-0	2-1	DNP	DNP
Dimitri Moore	4-3	7	1-2	1-0	-	DNP	-	-	2-1	-
Joseph Adedire	4-2	6	DNP	-	0-1	-	1-0	2-0	0-1	1-0
Kobee Minor	4-1	5	1-0	0-1	2-0	-	-	-	1-0	-
Bryce Ramirez	4-0	4	DNP	3-0	1-0	DNP	DNP	DNP	DNP	DNP
Vidal Scott Jr.	3-0	3	-	-	2-0	-	-	-	-	1-0
Adrian Frye	2-0	2	-	-	DNP	DNP	DNP	DNP	2-0	-
Tahj Brooks	2-0	2	-	1-0	-	-	-	-	-	1-0
Robert Wooten	1-1	2	DNP	-	DNP	-	1-0	-	-	0-1
Isaac Smith	1-1	2	1-1	DNP	DNP	-	-	-	-	-
Donovan Smith	1-0	1	-	1-0	-	-	-	-	-	-
Baylor Cupp	1-0	1	-	-	DNP	-	-	-	-	1-0
Mason Tharp	1-0	1	-	-	-	-	-	1-0	-	-
Harvey Dyson III	1-0	1	1-0	DNP	DNP	DNP	DNP	DNP	-	DNP
Keyon Blankenbaker	1-0	1	-	-	-	1-0	-	-	-	-
Trent Low	1-0	1	1-0	-	-	-	DNP	DNP	DNP	DNP
Charles Esters III	1-0	1	1-0	DNP	DNP	DNP	DNP	DNP	DNP	DNP
Jett Whitfield	1-0	1	1-0	DNP	DNP	DNP	DNP	DNP	-	DNP
Patrick Curley	1-0	1	-	-	-	1-0	-	-	-	-
Jackson Knotts	1-0	1	-	-	-	-	-	-	1-0	-
J.J. Sparkman	1-0	1	-	-	-	-	1-0	DNP	DNP	-
Nehemiah Martinez	1-0	1	-	1-0	-	-	-	-	-	-
Loic Fouonji	1-0	1	-	-	-	-	-	-	-	1-0
Trey Wolff	1-0	1	-	-	-	-	-	1-0	-	-

GAME-BY-GAME INDIVIDUAL STATS | DEFENSE

TACKLES FOR LOSS

Player	UA-A	Total	MUR	UH	NCSU	UT	KState	OSU	WVU	Baylor
Tyree Wilson	9-5	11.5	2.0-9	-	3.5-13	0.5-3	2.0-16	1.0-6	0.5-4	2.0-8
Marquis Waters	6-3	7.5	-	-	0.5-1	1.5-4	1.0-6	1.0-2	3.0-6	0.5-1
Tony Bradford Jr.	5-2	6.0	1.5-10	-	-	0.5-3	1.0-7	-	-	3.0-9
Philip Blidi	4-1	4.5	3.0-9	1.5-4	-	-	-	-	-	-
Tyrique Matthews	3-1	3.5	1.5-3	-	1.0-4	-	-	-	1.0-3	-
Jaylon Hutchings	2-2	3.0	1.0-2	0.5-1	-	-	-	1.0-2	-	0.5-0
Kosi Eldridge	2-1	2.5	1.0-4	1.0-15	-	-	-	-	0.5-4	-
Krishon Merriweather	2-1	2.5	0.5-3	-	-	-	-	1.0-2	-	1.0-2
Dadrion Taylor-Demerson	2-0	2.0	-	-	-	-	1.0-2	-	1.0-5	-
Joseph Adedire	1-1	1.5	DNP	-	0.5-1	-	-	1.0-5	-	-
Jacob Rodriguez	0-3	1.5	1.0-2	-	0.5-1	-	-	-	-	-
Jesiah Pierre	1-0	1.0	-	-	-	-	-	1.0-1	-	-
Dimitri Moore	1-0	1.0	-	1.0-1	-	DNP	-	-	-	-
Vidal Scott Jr.	1-0	1.0	-	-	1.0-3	-	-	-	-	-
Rayshad Williams	1-0	1.0	1.0-2	-	-	-	-	-	-	-
Myles Cole	0-1	0.5	0.5-1	-	-	-	-	-	-	-
Malik Dunlap	0-1	0.5	-	-	-	0.5-2	-	-	-	-

SACKS

Player	UA-A	Total	MUR	UH	NCSU	UT	KState	OSU	WVU	Baylor
Tyree Wilson	5-3	6.5	0.5-3	-	2-11	0.5-3	2-16	1-6	0.5-4	-
Tony Bradford Jr.	3-1	3.5	1-8	-	-	0.5-3	1-7	-	-	1-6
Philip Blidi	2-0	2	2-7	-	-	-	-	-	-	-
Krishon Merriweather	1-1	1.5	0.5-3	-	-	-	-	1-2	-	-
Kosi Eldridge	1-1	1.5	-	1-15	-	-	-	-	0.5-4	-
Jesiah Pierre	1-0	1	-	-	-	-	-	1-1	-	-
Dimitri Moore	1-0	1	-	1-1	-	DNP	-	-	-	-

Fumbles Forced

Player	Number	MUR	UH	NCSU	UT	KState	OSU	WVU	Baylor
Krishon Merriweather	2	-	1	-	1	-	-	-	-
Dadrion Taylor-Demerson	2	-	-	1	-	1	-	-	-
Jacob Rodriguez	1	-	-	-	-	-	-	1	-
Tyree Wilson	1	-	-	-	-	1	-	-	-

Fumbles Recovered

Player	Number	MUR	UH	NCSU	UT	KState	OSU	WVU	Baylor
Rayshad Williams	1	-	-	-	-	-	-	-	1
Reggie Pearson	1	-	-	-	1	-	-	-	-
Tyree Wilson	1	-	-	-	-	1	-	-	-
Dadrion Taylor-Demerson	1	-	1	-	-	-	-	-	-
Tyrique Matthews	1	-	-	-	-	-	-	1	-

TEXAS TECH GAME HIGHS

Texas Tech - Game Highs

RUSHES	54	West Virginia (10/22/2022)
YARDS RUSHING	239	West Virginia (10/22/2022)
YARDS PER RUSH	4.6	Murray St. (09/03/2022)
TD RUSHES	3	West Virginia (10/22/2022)
	3	Murray St. (09/03/2022)
PASS ATTEMPTS	63	at Oklahoma St. (10/08/2022)
PASS COMPLETIONS	39	at Oklahoma St. (10/08/2022)
YARDS PASSING	472	Murray St. (09/03/2022)
YARDS PER PASS	13.1	Murray St. (09/03/2022)
TD PASSES	6	Murray St. (09/03/2022)
TOTAL PLAYS	104	at Oklahoma St. (10/08/2022)
TOTAL OFFENSE	605	Murray St. (09/03/2022)
YARDS PER PLAY	9.3	Murray St. (09/03/2022)
POINTS	63	Murray St. (09/03/2022)
SACKS BY	4	Murray St. (09/03/2022)
FIRST DOWNS	35	Houston (09/10/2022)
PENALTIES	9	Murray St. (09/03/2022)
PENALTY YARDS	70	West Virginia (10/22/2022)
TURNOVERS	5	Baylor (10/29/2022)
PUNTS	6	at NC State (09/17/2022)
PUNTING AVG	54.0	West Virginia (10/22/2022)
LONG PUNT	65	West Virginia (10/22/2022)
PUNTS INSIDE 20	3	Murray St. (09/03/2022)
LONG PUNT RETURN	20	Texas (09/24/2022)

Texas Tech - Individual Game Highs

RUSHES	21	Donovan Smith vs Houston (09/10/2022)
YARDS RUSHING	107	Tahj Brooks vs West Virginia (10/22/2022)
TD RUSHES	3	Tahj Brooks vs Murray St. (09/03/2022)
LONG RUSH	38	Bryson Donnell vs West Virginia (10/22/2022)
PASS ATTEMPTS	62	Behren Morton at Oklahoma St. (10/08/2022)
PASS COMPLETIONS	39	Behren Morton at Oklahoma St. (10/08/2022)
YARDS PASSING	379	Behren Morton at Oklahoma St. (10/08/2022)
TD PASSES	4	Donovan Smith vs Murray St. (09/03/2022)
LONG PASS	58	Donovan Smith at Kansas St. (10/01/2022)
RECEPTIONS	13	Myles Price vs Texas (09/24/2022)
YARDS RECEIVING	139	Xavier White vs West Virginia (10/22/2022)
TD RECEPTIONS	2	Loic Fouonji vs Murray St. (09/03/2022)
	2	Jerand Bradley vs Murray St. (09/03/2022)
LONG RECEPTION	58	Trey Cleveland at Kansas St. (10/01/2022)
PUNTS	6	Austin McNamara at NC State (09/17/2022)
PUNTING AVG	54.0	Austin McNamara vs West Virginia (10/22/2022)
LONG PUNT	65	Austin McNamara vs West Virginia (10/22/2022)
PUNTS INSIDE 20	3	Austin McNamara vs Murray St. (09/03/2022)
LONG PUNT RETURN	20	Myles Price vs Texas (09/24/2022)
LONG KICKOFF RETURN	36	Xavier White vs Murray St. (09/03/2022)
TACKLES	17	Krishon Merriweather at Oklahoma St. (10/08/2022)
SACKS	2	Tyree Wilson at Kansas St. (10/01/2022)
	2	Tyree Wilson at NC State (09/17/2022)
	2	Philip Bliidi vs Murray St. (09/03/2022)
TACKLES FOR LOSS	3.5	Tyree Wilson at NC State (09/17/2022)

OPPONENT GAME HIGHS

Opponent - Game Highs

RUSHES	59	Baylor (10/29/2022)
YARDS RUSHING	343	at Kansas St. (10/01/2022)
YARDS PER RUSH	8.8	at Kansas St. (10/01/2022)
TD RUSHES	4	Baylor (10/29/2022)
PASS ATTEMPTS	45	at Oklahoma St. (10/08/2022)
PASS COMPLETIONS	24	West Virginia (10/22/2022)
YARDS PASSING	297	at Oklahoma St. (10/08/2022)
YARDS PER PASS	9.2	Texas (09/24/2022)
TD PASSES	2	Texas (09/24/2022)
TOTAL PLAYS	89	Baylor (10/29/2022)
TOTAL OFFENSE	459	at Kansas St. (10/01/2022)
YARDS PER PLAY	7.9	at Kansas St. (10/01/2022)
POINTS	45	Baylor (10/29/2022)
SACKS BY	6 6 6	Baylor (10/29/2022) at Kansas St. (10/01/2022) Houston (09/10/2022)
FIRST DOWNS	27	Baylor (10/29/2022)
PENALTIES	12	Houston (09/10/2022)
PENALTY YARDS	126	Houston (09/10/2022)
TURNOVERS	4	West Virginia (10/22/2022)
PUNTS	12	Murray St. (09/03/2022)
PUNTING AVG	51.4	Houston (09/10/2022)
LONG PUNT	67	Houston (09/10/2022)

Opponent - Individual Game Highs

RUSHES	36	Richard Reese vs Baylor (10/29/2022)
YARDS RUSHING	171	Adrian Martinez at Kansas St. (10/01/2022)
TD RUSHES	3 3	Richard Reese vs Baylor (10/29/2022) Adrian Martinez at Kansas St. (10/01/2022)
LONG RUSH	69 69	Deuce Vaughn at Kansas St. (10/01/2022) Adrian Martinez at Kansas St. (10/01/2022)
PASS ATTEMPTS	45	Spencer Sanders at Oklahoma St. (10/08/2022)
PASS COMPLETIONS	23	JT Daniels vs West Virginia (10/22/2022)
YARDS PASSING	297	Spencer Sanders at Oklahoma St. (10/08/2022)
TD PASSES	2	Hudson Card vs Texas (09/24/2022)
LONG PASS	63	Clayton Tune vs Houston (09/10/2022)
RECEPTIONS	7	Nathaniel Dell vs Houston (09/10/2022)
YARDS RECEIVING	120	Nathaniel Dell vs Houston (09/10/2022)
TD RECEPTIONS	1 1 1 1 1 1 1 1 1 1	Hal Presley vs Baylor (10/29/2022) Bryce Ford-Wheaton vs West Virginia (10/22/2022) Bryson Green at Oklahoma St. (10/08/2022) Phillip Brooks at Kansas St. (10/01/2022) Xavier Worthy vs Texas (09/24/2022) Keilan Robinson vs Texas (09/24/2022) Demie Sumo-Karngbaye at NC State (09/17/2022) Matthew Golden vs Houston (09/10/2022) Jacob Bell vs Murray St. (09/03/2022)
LONG RECEPTION	63	Nathaniel Dell vs Houston (09/10/2022)
FIELD GOALS	4	Tanner Brown at Oklahoma St. (10/08/2022)
LONG FIELD GOALS	48 48	John Mayers vs Baylor (10/29/2022) Bert Auburn vs Texas (09/24/2022)
PUNTS	11	Lewis Halton vs Murray St. (09/03/2022)
PUNTING AVG	51.4	Laine Wilkins vs Houston (09/10/2022)
LONG PUNT	67	Laine Wilkins vs Houston (09/10/2022)
PUNTS INSIDE 20	3 3	Tom Hutton at Oklahoma St. (10/08/2022) Laine Wilkins vs Houston (09/10/2022)
LONG PUNT RETURN	35	Nathaniel Dell vs Houston (09/10/2022)
LONG KICKOFF RETURN	30 30 30	Jaden Nixon at Oklahoma St. (10/08/2022) Keilan Robinson vs Texas (09/24/2022) LaMarte Brooks vs Murray St. (09/03/2022)

GAME PARTICIPATION

#	Player	GP-GS	MUR	UH	NCSU	UT	KState	OSU	WVU	Baylor
0	Rayshad Williams	8/8	START	START	START	START	START	START	START	START
0	Cam'Ron Valdez	0/0
1	Krishon Merriweather	8/8	START	START	START	START	START	START	START	START
1	Myles Price	6/5	START	START	START	START	START	XXX
2	Reggie Pearson	8/6	START	START	START	START	START	XXX	START	XXX
2	Behren Morton	7/3	XXX	XXX	XXX	XXX	...	START	START	START
3	Kobee Minor	8/0	XXX	XXX	XXX	XXX	XXX	XXX	XXX	XXX
4	SaRodorick Thompson	8/4	START	START	XXX	XXX	START	START	XXX	XXX
5	Chadarius Townsend	2/0	XXX	...	XXX
5	Myles Cole	8/1	XXX	XXX	XXX	START	XXX	XXX	XXX	XXX
6	Kosi Eldridge	8/8	START	START	START	START	START	START	START	START
6	J.J. Sparkman	6/2	XXX	XXX	XXX	START	START	XXX
7	Adrian Frye	4/1	START	XXX	XXX	XXX
7	Donovan Smith	8/4	XXX	START	START	START	START	XXX	XXX	XXX
8	Jesiah Pierre	8/7	START	START	START	START	XXX	START	START	START
9	Marquis Waters	8/6	START	START	XXX	START	START	XXX	START	START
9	Jerand Bradley	8/7	START	START	START	START	XXX	START	START	START
10	Trey Cleveland	8/4	XXX	XXX	START	XXX	START	START	XXX	START
10	Cameron White	0/0
11	Dimitri Moore	7/0	XXX	XXX	XXX	...	XXX	XXX	XXX	XXX
12	Tyler Shough	2/1	START	XXX
12	Jalon Peoples	2/0	XXX	XXX	...
13	Brady Boyd	8/0	XXX	XXX	XXX	XXX	XXX	XXX	XXX	XXX
13	Jacob Rodriguez	8/0	XXX	XXX	XXX	XXX	XXX	XXX	XXX	XXX
14	Xavier White	8/2	XXX	XXX	XXX	START	XXX	XXX	XXX	START
14	Hut Graham	0/0
15	Cole Boyd	3/0	XXX	...	XXX	XXX
15	Cameron Cantrell	0/0
16	Keyon Blankenbaker	8/0	XXX	XXX	XXX	XXX	XXX	XXX	XXX	XXX
16	Jaden Morris	0/0
17	Nate Floyd	1/0	XXX
17	Tavares Elston Jr.	0/0
18	Tyler Owens	6/1	XXX	XXX	XXX	XXX	XXX	START
19	Tyree Wilson	8/8	START	START	START	START	START	START	START	START
19	Loic Fouonji	8/2	START	START	XXX	XXX	XXX	XXX	XXX	XXX
20	Gage Elder	0/0
20	Nehemiah Martinez	8/3	XXX	XXX	XXX	START	XXX	START	START	XXX
21	Cameron Watts	0/0
21	Tyler King	1/0	XXX
22	Maurion Horn	0/0
22	Bryson Donnell	2/0	XXX	XXX	...
23	Landon Hullaby	1/0	XXX	...
24	Malik Dunlap	8/7	XXX	START	START	START	START	START	START	START
25	Blake Bedwell	2/0	XXX	XXX	...
25	Dadrion Taylor-Demerson	8/7	START	START	START	XXX	START	START	START	START
26	Jason Lloyd	2/0	XXX	XXX	...
26	Sammy Morris IV	1/0	XXX
27	Jon-Jon Davis	0/0
28	Tahj Brooks	8/3	XXX	XXX	START	XXX	XXX	XXX	START	START
29	Chief Collins	1/0	XXX
30	Jackson Knotts	8/0	XXX	XXX	XXX	XXX	XXX	XXX	XXX	XXX
31	Austin McNamara	8/0	XXX	XXX	XXX	XXX	XXX	XXX	XXX	XXX
31	Joseph Plunk	8/0	XXX	XXX	XXX	XXX	XXX	XXX	XXX	XXX
32	Tyrique Matthews	8/0	XXX	XXX	XXX	XXX	XXX	XXX	XXX	XXX
33	Matthew Young	0/0
34	Bryce Robinson	0/0
35	Patrick Curley	8/0	XXX	XXX	XXX	XXX	XXX	XXX	XXX	XXX
36	Trey Wolff	8/0	XXX	XXX	XXX	XXX	XXX	XXX	XXX	XXX
36	James Grando	0/0
37	Brook Honore	0/0

GAME PARTICIPATION

##	Player	GP-GS	MUR	UH	NCSU	UT	KState	OSU	WVU	Baylor
38	Jett Whitfield	2/0	XXX	XXX	...
39	Charles Robinson	2/0	XXX	XXX	...
40	Wesley Smith	2/0	XXX	XXX
41	Ty Kana	2/0	XXX	XXX
42	Vidal Scott Jr.	8/0	XXX	XXX	XXX	XXX	XXX	XXX	XXX	XXX
43	Henry Teeter	7/2	START	START	XXX	...	XXX	XXX	XXX	XXX
43	Joseph Adedire	7/2	...	XXX	XXX	XXX	XXX	START	XXX	START
45	Drew DeArman	0/0
46	Ben Roberts	2/0	XXX	XXX
47	Tanner Allen	0/0
48	Derrick Lewis II	0/0
49	Charles Esters III	1/0	XXX
50	Michael Shanahan	2/0	XXX	XXX	...
50	Trent Low	4/0	XXX	XXX	XXX	XXX
51	Robert Wooten	6/1	...	XXX	...	XXX	START	XXX	XXX	XXX
52	Harvey Dyson III	2/0	XXX	XXX	...
54	Bryce Ramirez	2/1	...	XXX	START
56	Dennis Wilburn	8/8	START	START	START	START	START	START	START	START
56	Jackson Baggett	2/0	XXX	XXX	...
58	Jack Tucker	0/0
59	Isaac Smith	6/0	XXX	XXX	XXX	XXX	XXX	XXX
61	Jacob Mauch	1/0	XXX	...
62	Kaden Weatherby	0/0
63	Erik Gray	0/0
64	Jurrien Loftin	0/0
65	Sheridan Wilson	0/0
66	Matt Keeler	8/2	XXX	XXX	XXX	XXX	XXX	XXX	START	START
68	Seth Martin	0/0
69	Caleb Rodkey	0/0
70	Weston Wright	7/7	START	START	...	START	START	START	START	START
71	Monroe Mills	6/6	START	START	START	START	START	START
72	Landon Peterson	8/8	START	START	START	START	START	START	START	START
73	Cade Briggs	2/0	XXX	XXX	...
74	Cole Spencer	0/0
75	Jacoby Jackson	7/1	XXX	...	START	XXX	XXX	XXX	XXX	XXX
76	Caleb Rogers	8/8	START	START	START	START	START	START	START	START
77	Ethan Carde	8/0	XXX	XXX	XXX	XXX	XXX	XXX	XXX	XXX
78	Larry Moore	0/0
79	Ty Buchanan	3/0	XXX	XXX	XXX
80	Mason Tharp	8/5	XXX	XXX	START	XXX	START	START	START	START
82	Drew Hocutt	7/0	XXX	...	XXX	XXX	XXX	XXX	XXX	XXX
83	Jack Esparza	0/0
84	Zack McCown	0/0
85	Coy Eakin	1/0	XXX	...
86	Jordan Brown	3/0	XXX	XXX	XXX	...
87	Haydon Wiginton	1/0	XXX
88	Baylor Cupp	7/1	XXX	XXX	...	XXX	XXX	XXX	START	XXX
89	Jayden York	8/0	XXX	XXX	XXX	XXX	XXX	XXX	XXX	XXX
90	Syncere Massey	0/0
91	Blake Burris	8/0	XXX	XXX	XXX	XXX	XXX	XXX	XXX	XXX
92	L.B. Moore	1/0	XXX	...
93	Trevon McAlpine	0/0
94	Gabe Oladipo	0/0
95	Jaylon Hutchings	8/8	START	START	START	START	START	START	START	START
96	Philip Blidi	8/0	XXX	XXX	XXX	XXX	XXX	XXX	XXX	XXX
97	Tony Bradford Jr.	8/8	START	START	START	START	START	START	START	START
98	E'Maurion Banks	1/0	XXX
99	Gino Garcia	3/0	XXX	XXX	XXX	...
99	Sam Carrell	1/0	XXX

GAME-BY-GAME STARTERS

OFFENSE

GAME	QB	RB	TE	X	Y	H	Z	LT	LG	C	RG	RT
Murray State	Shough	Thompson	Teeter	Bradley	Price	--	Fouonji	Rogers	Wright	Wilburn	Peterson	Mills
Houston	Smith	Thompson	Teeter	Bradley	Price	--	Fouonji	Rogers	Wright	Wilburn	Peterson	Mills
at NC State	Smith	Brooks	Tharp	Bradley	Price	--	Cleveland III	Rogers	Jackson	Wilburn	Peterson	Mills
Texas	Smith	--	White (WR)	Bradley	Price	Martinez	Sparkman	Rogers	Wright	Wilburn	Peterson	Mills
at Kansas State	Smith	Thompson	Tharp	Cleveland III	Price	--	Sparkman	Rogers	Wright	Wilburn	Peterson	Mills
at Oklahoma State	Morton	Thompson	Tharp	Bradley	Martinez	--	Cleveland III	Rogers	Wright	Wilburn	Peterson	Mills
West Virginia	Morton	Brooks	Tharp	Bradley	Martinez	Cupp (TE)	--	Rogers	Wright	Wilburn	Peterson	Keeler
Baylor	Morton	Brooks	Tharp	Bradley	White	--	Cleveland III	Rogers	Wright	Wilburn	Peterson	Keeler
at TCU												
Kansas												
at Iowa State												
Oklahoma												

DEFENSE

GAME	NT	DT	EDGE	LB-WILL	LB-MIKE	OLB	==	CB	S	S	CB
Murray State	Hutchings	Bradford Jr.	Wilson	Eldridge	Merriweather	Pierre	Waters (STAR)	Williams	Taylor-Demerson	Pearson Jr.	Frye
Houston	Hutchings	Bradford Jr.	Wilson	Eldridge	Merriweather	Pierre	Waters (STAR)	Williams	Taylor-Demerson	Pearson Jr.	Dunlap
at NC State	Hutchings	Bradford Jr.	Wilson	Eldridge	Merriweather	Pierre	Ramirez (OLB)	Williams	Taylor-Demerson	Pearson Jr.	Dunlap
Texas	Hutchings	Bradford Jr.	Wilson	Eldridge	Merriweather	Pierre	Cole (DE)	Williams	Waters	Pearson Jr.	Dunlap
at Kansas State	Hutchings	Bradford Jr.	Wilson	Eldridge	Merriweather	Wooten	Waters (STAR)	Williams	Taylor-Demerson	Pearson Jr.	Dunlap
at Oklahoma State	Hutchings	Bradford Jr.	Wilson	Eldridge	Merriweather	Pierre	Adedire (DL)	Williams	Taylor-Demerson	Owens	Dunlap
West Virginia	Hutchings	Bradford Jr.	Wilson	Eldridge	Merriweather	Pierre	Waters (STAR)	Williams	Taylor-Demerson	Pearson Jr.	Dunlap
Baylor	Hutchings	Bradford Jr.	Wilson	Eldridge	Merriweather	Pierre	Adedire (DL)	Williams	Taylor-Demerson	Waters	Dunlap
at TCU											
Kansas											
at Iowa State											
Oklahoma											

CAREER STARTS

OFFENSE								DEFENSE							
PLAYER	2018	2019	2020	2021	2022	TOTAL	STREAK	PLAYER	2018	2019	2020	2021	2022	TOTAL	STREAK
Weston Wright	-	8	10	13	7	38	5	Jaylon Hutchings	-	10	10	13	8	41	41
SaRodoricck Thompson	-	7	10	6	4	27	-	Tyree Wilson	-	-	5	13	8	26	26
Caleb Rogers	-	-	3	13	8	24	24	Krishon Merriweather	-	-	9	6	8	23	14
Myles Price	-	-	3	9	5	17	-	Adrian Frye	4	11	1	5	1	22	-
Mason Tharp	-	-	-	8	5	13	4	Tony Bradford Jr.	-	2	8	2	8	20	8
Landon Peterson	-	-	-	1	8	9	8	Rayshad Williams	-	-	-	12	8	20	20
Ethan Carde	-	-	7	2	-	9	-	Dadrion Taylor-Demerson	-	2	3	7	7	19	4
Donovan Smith	-	-	-	4	4	8	-	Reggie Pearson Jr.	-	-	-	10	6	16	-
Dennis Wilburn	-	-	-	-	8	8	8	Marquis Waters	-	-	-	4	6	10	2
Jerand Bradley	-	-	-	1	7	8	3	Jesiah Pierre	-	-	-	3	7	10	3
Tahj Brooks	-	-	-	4	3	7	2	Kosi Eldridge	-	-	1	1	8	10	8
Monroe Mills	-	-	-	-	6	6	-	Malik Dunlap	-	-	-	1	7	8	7
Tyler Shough	-	-	-	4	1	5	-	Joseph Adedire	-	-	-	-	2	2	1
Trey Cleveland III	-	-	1	-	4	5	1	Cam White	-	-	1	-	-	1	-
Loic Fouonji	-	-	-	1	2	3	-	Bryce Ramirez	-	-	-	-	1	1	-
Henry Teeter	-	-	-	1	2	3	-	Myles Cole	-	-	-	-	1	1	-
Nehemiah Martinez	-	-	-	-	3	3	-	Robert Wooten	-	-	-	-	1	1	-
Behren Morton	-	-	-	-	3	3	3	Tyler Owens	-	-	-	-	1	1	-
Matt Keeler	-	-	-	-	2	2	2								
Xavier White	-	-	-	1	2	3	1								
JJ Sparkman	-	-	-	-	2	2	-								
Jacoby Jackson	-	-	-	-	1	1	-								
Baylor Cupp	-	-	-	-	1	1	-								

CAREER STARTS AMONG TRANSFERS			
PLAYER	Previous School (Starts)	Starts at Tech	Career Total
Cole Spencer	Western Kentucky (44)	0	44
Cade Briggs	New Mexico (24)	0	24
Michael Shanahan	UT-Martin (20)	0	20
Tyler Shough	Oregon (7)	5	12
Baylor Cupp	Texas A&M (1)	1	2

CAREER STARTS AMONG TRANSFERS			
PLAYER	Previous School (Starts)	Starts at Tech	Career Total
Marquis Waters	Duke (35)	10	45
Reggie Pearson Jr.	Wisconsin (13)	16	29
Keyon Blakenbaker	Wyoming (27)	0	27
Rayshad Williams	UCLA (8)	20	28
Tyree Wilson	Texas A&M (0)	26	26
Dimitri Moore	Vanderbilt/Missouri State (21)	0	21
Vidal Scott Jr.	Arkansas State (16)	0	16
Myles Cole	UL-Monroe (12)	1	13
Tyler Owens	Texas (1)	1	2

GAME-BY-GAME LEADERS

OPPONENT	PASSING YARDS	RUSHES	RUSH YARDS	RECEPTIONS	RECEIVING YARDS	TACKLES	TACKLES FOR LOSS	SACKS
Murray State	221 (Smith)	8 (Donnell)	50 (Brooks)	6 (Bradley)	110 (Fouonji)	7 (Merriweather)	3.0 (Blidi)	2.0 (Blidi)
Houston	350 (Smith)	21 (Smith)	78 (Brooks)	6 (Bradley)	78 (Price)	7 (Three players)	1.5 (Blidi)	1.0 (Moore, Eldridge)
N.C. State	214 (Smith)	11 (Smith)	39 (Thompson)	5 (Brooks)	50 (Price)	11 (Wilson)	3.5 (Wilson)	2.0 (Wilson)
Texas	331 (Smith)	17 (Thompson)	70 (Thompson)	13 (Price)	98 (Price)	8 (Merriweather)	1.5 (Waters)	0.5 (Wilson, Bradford Jr.)
Kansas State	359 (Smith)	18 (Smith)	55 (Thompson)	9 (White)	120 (White)	7 (Merriweather)	2.0 (Wilson)	2.0 (Wilson)
Oklahoma State	379 (Morton)	20 (Thompson)	87 (Thompson)	9 (Cleveland)	119 (Bradley)	17 (Merriweather)	1.0 (6 players)	3.0 (3 players)
West Virginia	325 (Morton)	17 (Brooks)	107 (Brooks)	8 (White)	139 (White)	7 (Three players)	3.0 (Waters)	0.5 (Eldridge, Wilson)
Baylor	152 (Morton)	16 (Brooks)	98 (Brooks)	2 (Four players)	45 (White)	12 (Eldridge, Merriweather)	3.0 (Bradford Jr.)	1.0 (Bradford Jr.)
TCU								
Kansas								
Iowa State								
Oklahoma								

MISCELLANEOUS TRENDS

OPENING DRIVE - OFFENSE

OPPONENT	1st	2nd
	Half	Half
Murray State	Touchdown	Touchdown
Houston	Field Goal	Punt
at N.C. State	Punt	Punt
Texas	Touchdown	Turnover on Downs
at Kansas State	Punt	Punt
at Oklahoma State	Touchdown	Touchdown
West Virginia	Touchdown	Touchdown
Baylor	Turnover on Downs	Interception
at TCU	--	--
Kansas	--	--
at Iowa State	--	--
Oklahoma	--	--

OPENING DRIVE - DEFENSE

OPPONENT	1st	2nd
	Half	Half
Murray State	Punt	Punt
Houston	Punt	Touchdown
at N.C. State	Punt	Punt
Texas	Touchdown	Turnover on Downs
at Kansas State	Touchdown	Punt
at Oklahoma State	Touchdown	Field Goal
West Virginia	Punt	Interception
Baylor	Turnover on Downs	Touchdown
at TCU	--	--
Kansas	--	--
at Iowa State	--	--
Oklahoma	--	---

RED RAIDERS ON COIN FLIPS

OPPONENT	Coin	Decision	Result
	Flip		
Murray State	L	Opp. Received	W, 63-10
Houston	L	Opp. Deferred	W, 33-30
at N.C. State	L	Opp. Deferred	L, 27-14
Texas	W	Deferred	W, 37-34 (OT)
at Kansas State	L	Opp. Received	L, 37-28
at Oklahoma State	W	Received	L, 41-31
West Virginia	L	Opp. Deferred	W, 48-10
Baylor	W	Deferred	L, 45-17
at TCU	-	--	--
Kansas	-	--	--
at Iowa State	-	--	--
Oklahoma	-	--	--

GAME-OPENING DRIVES

OPPONENT	TEXAS TECH			OPPONENTS		
	PTS	PLAYS	YDS	PTS	PLAYS	YDS
Murray State	7	4	94	0	6	18
Houston	3	9	68	0	3	9
at N.C. State	0	3	1	0	5	19
Texas	7	18	75	7	3	27
at Kansas State	0	5	9	7	2	75
at Oklahoma State	7	11	75	7	2	34
West Virginia	7	8	75	0	3	3
Baylor	0	7	18	0	10	33
at TCU	-	-	-	-	-	-
Kansas	-	-	-	-	-	-
at Iowa State	-	-	-	-	-	-
Oklahoma	-	-	-	-	-	-

SECOND HALF OPENING DRIVES

OPPONENT	TEXAS TECH			OPPONENTS		
	PTS	PLAYS	YDS	PTS	PLAYS	YDS
Murray State	7	5	63	0	3	-1
Houston	0	7	22	7	6	67
at N.C. State	0	7	22	0	3	1
Texas	0	4	5	0	4	8
at Kansas State	0	6	15	0	3	0
at Oklahoma State	7	8	65	3	12	58
West Virginia	7	2	58	0	3	-8
Baylor	0	2	-7	7	7	34
at TCU	-	-	-	-	-	-
Kansas	-	-	-	-	-	-
at Iowa State	-	-	-	-	-	-
Oklahoma	-	-	-	-	-	-

GIVEAWAYS/TAKEAWAYS

OPPONENT	GIVEAWAY			TAKEAWAY			Dif.
	Fum	Int	Tot	Fum	Int	Tot	
Murray State	0	1	1	0	0	0	-1
Houston	0	3	3	1	1	2	-1
at N.C. State	1	3	4	1	0	1	-2
Texas	0	0	0	1	1	2	+2
at Kansas State	2	2	4	1	0	1	-3
at Oklahoma State	0	1	1	0	0	0	-1
West Virginia	0	0	0	1	3	4	+4
Baylor	0	5	5	1	0	1	-4
at TCU	-	-	-	-	-	-	-
Kansas	-	-	-	-	-	-	-
at Iowa State	-	-	-	-	-	-	-
Oklahoma	-	-	-	-	-	-	-
TOTALS	-	-	-	-	-	-	-

SCORING DRIVE ANALYSIS

YARDAGE	TEXAS TECH		OPPONENTS	
	TD	FG	TD	FG
No Drive	--	--	2	--
Negative Yards	--	--	--	--
0-9	--	--	--	1
10-19	--	--	--	2
20-29	2	1	3	4
30-39	4	1	3	1
40-49	2	5	1	3
50-59	3	2	2	1
60-69	6	1	4	3
70-79	9	1	9	1
80-89	5	--	1	--
90-99	2	--	--	--
TOTALS	34	11	25	16

THREE-AND-OUTS

OPPONENT	TEXAS TECH	OPPONENTS
	3-&-Outs/Drives	3-&-Outs/Drives
Murray State	3/15	10/15
Houston	2/16	2/16
at N.C. State	4/13	5/13
Texas	2/12	2/12
at Kansas State	1/15	4/14
at Oklahoma State	4/14	3/14
West Virginia	1/13	3/12
Baylor	2/14	1/12
at TCU	-/-	-/-
Kansas	-/-	-/-
at Iowa State	-/-	-/-
Oklahoma	-/-	-/-
TOTALS	19/112	30/108

SPECIAL TEAMS TACKLES

(All tackles on Special Teams coverage)			
Player	Total	KO	Punt
Merriweather, Krishon	2	2	0
Owens, Tyler	4	2	2
Martinez, Nehemiah	1	1	0
Ramirez, Bryce	1	1	0
Curley, Patrick	1	0	1
Sprackman, JJ	1	1	0
Pearson, Reggie	1	1	0
Wolff, Trey	1	1	0
Frye, Adrian	1	1	0
Knotts, Jackson	1	0	1
Williams, Rayshad	1	0	1
TOTALS	15	10	5

TEXAS TECH SCORING DRIVES

	No. of Plays	Total Yards	Drive Time	Type of Score	Score QTR/Time	Scoring Play
Murray State	4	94	1:20	TD	1st/10:34	Founji 30 yard rec
	4	59	1:07	TD	1st/7:28	Brooks 14 yard run
	11	75	2:54	TD	2nd/14:35	Bradley 30 yard rec
	1	39	0:16	TD	2nd/13:39	Founji 39 yard rec
	8	32	3:01	TD	2nd/8:30	Brooks 3 yard run
	6	80	1:59	TD	2nd/2:26	Brooks 23 yard run
	5	63	2:12	TD	3rd/12:38	Thompson 30 yard rec
	3	47	0:59	TD	3rd/9:34	Bradley 14 yard rec
Houston	2	35	0:27	TD	4th/13:40	Tharp 21 yard rec
	No. of Plays	Total Yards	Drive Time	Type of Score	Score QTR/Time	Scoring Play
	9	68	3:34	FG	1st/11:26	Wolff 25 yard FG
	4	65	1:07	TD	2nd/10:10	Martinez 43 yard rec
	4	69	0:41	TD	2nd/0:18	Price 54 yard rec
	6	46	0:34	FG	4th/0:03	Wolff 47 yard FG
	6	25	0:00	TD	OT 1	Brooks 4 yard run
	4	25	0:00	TD	OT 2	Smith 9 yard run
N.C. State	No. of Plays	Total Yards	Drive Time	Type of Score	Score QTR/Time	Scoring Play
	4	60	1:14	TD	2nd/0:50	Price 24 yard rec
	12	75	3:34	TD	4th/10:46	Smith 3 yard run
Texas	No. of Plays	Total Yards	Drive Time	Type of Score	Score QTR/Time	Scoring Play
	18	75	7:55	TD	1st/5:41	Smith 4 yard run
	13	83	4:46	TD	2nd/12:06	Brooks 17 yard rec
	15	59	4:32	FG	3rd/8:16	Wolff 27 yard FG
	10	75	2:32	TD	3rd/1:55	Thompson 1 yard run
	5	30	1:29	TD	4th/7:54	Cupp 19 yard rec
	11	56	5:05	FG	4th/0:21	Wolff 45 yard FG
	5	23	0:00	fg	OT	Wolff 20 yard FG
Kansas State	No. of Plays	Total Yards	Drive Time	Type of Score	Score QTR/Time	Scoring Play
	9	86	2:43	TD	2nd/1:24	Martinez 6 yard rec
	4	37	0:21	FG	2nd/0:00	Wolff 51 yard FG
	8	46	2:42	FG	3rd/2:42	Wolff 39 yard FG
	7	75	2:56	TD	3rd/3:08	White 12 yard rec
	13	75	3:31	TD	4th/2:23	Smith 3 yard run
Oklahoma State	No. of Plays	Total Yards	Drive Time	Type of Score	Score QTR/Time	Scoring Play
	11	75	2:43	TD	1st/12:17	Bradley 27 yard rec
	10	81	2:11	TD	1st/0:20	Morton 9 yard run
	8	64	2:06	TD	2nd/12:33	White 4 yard rec
	18	70	6:43	FG	2nd/0:35	Wolff 23 yard FG
	8	65	2:43	TD	3rd/8:42	Thompson 2 yard run
	No. of Plays	Total Yards	Drive Time	Type of Score	Score QTR/Time	Scoring Play
West Virginia	8	75	1:37	TD	1st/13:23	Brooks 19 yard run
	16	80	3:44	TD	1st/8:35	Brooks 1 yard run
	12	47	3:20	FG	2nd/12:25	Wolff 46 yard FG
	2	58	0:41	TD	3rd/13:14	White 55 yard rec
	12	91	3:07	TD	3rd/6:56	Fouonji 12 yard rec
	8	50	2:14	TD	4th/14:46	Thompson 13 yard run
	8	48	2:42	FG	4th/11:58	Wolff 26 yard FG
Baylor	14	84	7:48	TD	4th/2:33	Boyd 2 yard rec
	No. of Plays	Total Yards	Drive Time	Type of Score	Score QTR/Time	Scoring Play
	6	48	1:33	FG	2nd/8:09	Wolff 33 yard FG
	15	75	3:35	TD	3rd/7:34	Teeter 1 yard rec
TCU	8	41	2:09	TD	3rd/2:46	Morton 8 yard run
	No. of Plays	Total Yards	Drive Time	Type of Score	Score QTR/Time	Scoring Play
Kansas	No. of Plays	Total Yards	Drive Time	Type of Score	Score QTR/Time	Scoring Play
	No. of Plays	Total Yards	Drive Time	Type of Score	Score QTR/Time	Scoring Play
Iowa State	No. of Plays	Total Yards	Drive Time	Type of Score	Score QTR/Time	Scoring Play
	No. of Plays	Total Yards	Drive Time	Type of Score	Score QTR/Time	Scoring Play
Oklahoma	No. of Plays	Total Yards	Drive Time	Type of Score	Score QTR/Time	Scoring Play
	No. of Plays	Total Yards	Drive Time	Type of Score	Score QTR/Time	Scoring Play

DRIVE SUPERLATIVES

Most Plays/Result		TEXAS TECH (Game)	
Most Yards/Result		18 plays (twice), 62 yards, Missed FG (Houston), 75 yards, TD (Texas)	
Most Time/Result		94 yards, 4 plays 1:20/Touchdown (Murray State)	
Quickest 80-89 Yard Touchdown Drive (Plays)		7:55, 18 plays, 75 yards/TD (Texas)	
Quickest 80-89 Yard Touchdown Drive (Time)		6-80/1:59 (Murray State)	
Quickest 90-99 Yard Touchdown Drive (Plays)		6-80/1:59 (Murray State)	
Quickest 90-99 Yard Touchdown Drive (Time)		4-94/1:20 (Murray State)	
		4-94/1:20 (Murray State)	

OPPONENT SCORING DRIVES

	No. of Plays	Total Yards	Drive Time	Type of Score	Score QTR/Time	Scoring Play
Murray State	9	62	4:59	FG	1st/2:29	Baum 31 yard FG
	4	75	1:06	TD	2nd/13:29	Bell 54 yard rec
	No. of Plays	Total Yards	Drive Time	Type of Score	Score QTR/Time	Scoring Play
Houston	7	12	1:49	FG	2nd/11:17	Baxa 24 yard FG
	4	67	1:36	TD	3rd/13:24	Campbell 2 yard run
	4	3	0:20	FG	4th/0:37	Baxa 35 yard FG
	5	25	0:00	TD	OT 1	Golden 15 yard rec
	7	22	0:00	FG	OT 2	Baxa 20 yard FG
N.C. State	No. of Plays	Total Yards	Drive Time	Type of Score	Score QTR/Time	Scoring Play
	7	1	3:35	FG	1st/7:39	Dunn 29 yard FG
	6	26	3:27	FG	1st/2:29	Dunn 47 yard FG
	4	43	1:41	TD	2nd/10:13	Sumo-Karngbaye 14 yard run
	1	38	0:08	TD	4th/14:20	Sumo-Karngbaye 38 yard rec
Texas	No. of Plays	Total Yards	Drive Time	Type of Score	Score QTR/Time	Scoring Play
	3	63	1:24	TD	1st/13:36	K. Robinson 35 yard rec
	10	43	3:49	FG	1st/1:52	Auburn 40 yard FG
	6	69	2:29	TD	2nd/6:07	Worthy 39 yard rec
	12	82	4:11	TD	2nd/0:24	B. Robinson 8 yard run
	8	75	3:49	TD	3rd/4:27	B. Robinson 40 yard run
Kansas State	4	46	0:21	FG	4th/0:00	Auburn 48 yard FG
	No. of Plays	Total Yards	Drive Time	Type of Score	Score QTR/Time	Scoring Play
	2	75	0:40	TD	1st/14:20	Martinez 18 yard run
	14	72	7:50	FG	1st/4:57	Tennant 29 yard FG
	6	25	3:01	FG	1st/0:24	Tennant 26 yard FG
	2	77	1:03	TD	3rd/6:04	Brooks 18 yard rec
Oklahoma State	3	76	1:16	TD	4th/13:34	Martinez 69 yard run
	6	26	2:36	FG	4th/9:07	Tennant 32 yard FG
	4	27	2:33	TD	4th/5:54	Martinez 12 yard run
	No. of Plays	Total Yards	Drive Time	Type of Score	Score QTR/Time	Scoring Play
	2	34	0:29	TD	1st/11:48	Green 32 yard rec
	6	63	1:29	TD	1st/5:03	Sanders 14 yard run
West Virginia	7	43	1:28	FG	1st/2:31	Brown 42 yard FG
	16	68	5:15	FG	2nd/7:18	Brown 22 yard FG
	12	58	3:35	FG	3rd/11:25	Brown 34 yard FG
	7	53	2:19	TD	3rd/3:18	Sanders 2 yard run
	7	12	2:12	FG	3rd/0:03	Brown 24 yard FG
	11	57	3:50	TD	4th/2:27	Richardson 7 yard run
Baylor	No. of Plays	Total Yards	Drive Time	Type of Score	Score QTR/Time	Scoring Play
	9	30	4:06	FG	1st/4:39	Mayers 48 yard FG
	9	75	4:30	TD	2nd/3:39	Reese 1 yard run
TCU	10	74	1:38	TD	2nd/0:13	Reese 2 yard run
	7	34	3:07	TD	3rd/11:09	Presley 9 yard rec
	11	75	5:00	TD	4th/12:46	Reese 1 yard run
Kansas	3	26	1:38	TD	4th/0:45	Jones 17 yard run
	No. of Plays	Total Yards	Drive Time	Type of Score	Score QTR/Time	Scoring Play
Iowa State	No. of Plays	Total Yards	Drive Time	Type of Score	Score QTR/Time	Scoring Play
	No. of Plays	Total Yards	Drive Time	Type of Score	Score QTR/Time	Scoring Play
Oklahoma	No. of Plays	Total Yards	Drive Time	Type of Score	Score QTR/Time	Scoring Play
	No. of Plays	Total Yards	Drive Time	Type of Score	Score QTR/Time	Scoring Play

EXPLOSIVE PLAYS - 20-PLUS YARDS

Yards	Opponent	Play	Result
58	K-State	Pass from Smith to Cleveland	First Down
55	West Virginia	Pass from Morton to White	Touchdown
54	Houston	Pass from Smith to Price	Touchdown
43	Houston	Pass from Smith to Martinez	Touchdown
39	Baylor	Pass from Morton to White	First Down
39	Murray State	Pass from Shough to Bradley	First Down
39	Murray State	Pass from Smith to Fouonji	Touchdown
38	West Virginia	Donnell rush	First Down
38	NC State	Pass from Morton to White	First Down
36	Oklahoma State	Pass from Morton to Cleveland	First Down
36	Murray State	Kick Return from Xavier White	--
35	Texas	Pass from Smith to Cleveland	First Down
35	Murray State	Kick Return from Xavier White	--
33	Murray State	Pass from Shough to Fouonji	First Down
31	Baylor	Brooks rush	First Down
31	Oklahoma State	Pass from Morton to Bradley	First Down
30	Murray State	Pass from Shough to Fouonji	Touchdown
30	Murray State	Pass from Smith to Bradley	Touchdown
30	Murray State	Pass from Smith to Thompson	Touchdown
29	West Virginia	Pass from Morton to White	First Down
27	Baylor	Pass from Morton to Bradley	First Down
27	West Virginia	Pass from Morton to White	First Down
27	Oklahoma State	Pass from Morton to Bradley	Touchdown
27	Houston	Smith rush	First Down
26	K-State	Smith rush	First Down
26	Texas	Pass from Smith to Price	First Down
25	K-State	Pass from Smith to White	First Down
24	Texas	Pass from Smith to Cupp	First Down
24	NC State	Pass from Smith to Price	Touchdown
24	Murray State	Rush from Thompson	First Down
23	West Virginia	Pass from Smith to Teeter	First Down
23	K-State	Thompson rush	First Down
24	Murray State	Pass from Morton to Martinez	First Down
23	Murray State	Pass from Shough to Teeter	First Down
23	Murray State	Rush from Brooks	Touchdown
21	Oklahoma State	Pass from Morton to Bradley	First Down
21	Murray State	Pass from Morton to Tharp	Touchdown
21	Houston	Pass from Smith to Bradley	First Down
22	Houston	Smith rush	First Down
22	K-State	Pass from Smith to White	First Down
20	West Virginia	Brooks rush	First Down
20	Oklahoma State	Pass from Morton to Cleveland	First Down
20	Murray State	Pass from Smith to Cupp	First Down
20	K-State	Pass from Smith to Cleveland	First Down
20	K-State	Pass from Smith to Cleveland	First Down

EXPLOSIVE PLAYS BY THE NUMBERS

	Texas Tech Long Plays			Opponent Long Plays		
	Rush	Pass	Total	Rush	Pass	Total
Murray State	2	10	12	0	5	5
Houston	2	3	5	0	3	3
N.C. State	0	2	2	0	2	2
Texas	0	3	3	2	5	7
Kansas State	1	6	7	3	1	4
Oklahoma State	0	5	5	0	6	6
West Virginia	2	4	6	0	2	2
Baylor	1	2	3	0	4	4
TCU	--	--	--	--	--	--
Kansas	--	--	--	--	--	--
Iowa State	--	--	--	--	--	--
Oklahoma	--	--	--	--	--	--
Totals	8	35	43	5	28	33

LONGEST PLAYS BY THE NUMBERS

Long Plays by Yards	NO.	TD
100+	0	0
90-99	0	0
80-89	0	0
70-79	0	0
60-69	0	0
50-59	3	2
40-49	1	1
30-39	13	4
20-29	23	4

OPPONENT EXPLOSIVE PLAYS - 20-PLUS YARDS

Yards	Opponent	Play	Result
69	K-State	Vaughn rush	First Down
69	K-State	Martinez rush	Touchdown
63	Houston	Pass from Tune to Dell	First Down
57	K-State	Martinez rush	First Down
54	Murray State	Pass from Williams to Bell	Touchdown
51	Murray State	Pass from Williams to Brooks	First Down
40	Texas	Robinson rush	Touchdown
39	Texas	Pass from Card to Worthy	Touchdown
38	NC State	Pass from Thomas to Sumo-Karngbaye	Touchdown
35	Texas	Pass from Card to K. Robinson	Touchdown
35	Houston	Pass from Tune to Campbell	First Down
33	Murray State	Pass from Williams to Rearden	First Down
32	Oklahoma State	Pass from Sanders to Green	Touchdown
32	Oklahoma State	Pass from Sanders to Green	First Down
30	Baylor	Pass from Shapen to Presley	First Down
30	Baylor	Pass from Shapen to Holmes	First Down
28	West Virginia	Pass from Daniels to Ford-Wheaton	Touchdown
28	Oklahoma State	Pass from Sanders to Green	First Down
28	Texas	Pass from Card to Milton	First Down
26	NC State	Pass from Leary to Sumo-Karngbaye	Lost Fumble
25	Baylor	Pass from Shapen to Sims	First Down
24	Oklahoma State	Pass from Sanders to Bray	First Down
23	Baylor	Pass from Shapen to Holmes	First Down
23	Oklahoma State	Pass from Sanders to Presley	First Down
23	Oklahoma State	Pass from Sanders to Richardson	First Down
23	Texas	Pass from Card to Johnson	First Down
22	West Virginia	Pass from Daniels to Ford-Wheaton	First Down
22	Texas	Card run	First Down
22	Texas	Pass from Card to B. Robinson	First Down
24	Murray State	Pass from Williams to Dallas	First Down
22	Murray State	Pass from Williams to Bell	First Down
21	Houston	Pass from Tune to Dell	First Down
20	K-State	Pass from Martinez to Warner	First Down

LONGEST PLAYS BY TYPE

Long Plays by Type (20+)	NO.	TD
Rushing	8	1
Passing	35	10
Punt returns	0	0
Kick returns	4	0
Interceptions	0	0
Fumble returns	0	0
Other	0	0
TOTAL	43	11

LONGEST PLAYS OF THE YEAR

Rushing	38	Bryson Donnell vs. West Virginia
Rushing Touchdown	23	Tahj Brooks vs. Murray State
Passing	58	Donovan Smith vs. Houston
Passing Touchdown	55	Morton to White vs. West Virginia
Punt Return	19	Drew Hocutt vs. Murray State
Kick Return	36	Xavier White vs. Murray State
Interception Return	25	Reggie Pearson vs. Texas
Punt	65	Austin McNamara vs. West Virginia
Field Goal	51	Wolff vs. K-State

STAT NOTABLES

OFFENSIVE STAT NOTABLES

CAREER 100+ RUSHING YARD GAMES

Tahj Brooks (4)

Date	Rush Yards	Opponent
Sept. 4, 2021	134	Houston
Sept. 11, 2021	103	Stephen F. Austin
Dec. 28, 2021	107	Mississippi State
Oct. 22, 2022	107	West Virginia

SaRodorick Thompson (5)

Date	Rush Yards	Opponent
Oct. 12, 2019	153	Baylor
Sept. 12, 2020	118	Houston Baptist
Sept. 26, 2020	119	Texas
Nov. 28, 2020	133	Oklahoma State
Oct. 9, 2021	118	TCU

Xavier White (3)

Date	Rush Yards	Opponent
Oct. 3, 2020	113	Kansas State
Dec. 5, 2020	135	Kansas

GAMES WITH A RUSHING TD

Player	'18	'19	'20	'21	'22	Career
Thompson, SaRodorick	2	8	5	6	3	24
Brooks, Tahj	--	--	3	5	3	11
White, Xavier	--	--	2	3	--	5
Shough, Tyler	--	--	2*	2	--	4
Smith, Donovan	--	--	--	3	2	5
Price, Myles	--	--	1	1	--	2
Townsend, Chadarius	--	--	1	--	--	1
Morton, Behren	--	--	--	--	2	2

GAMES WITH MULTIPLE RUSHING TDs

Player	'18	'19	'20	'21	'22	Career
Thompson, SaRodorick	1	4	3	3	--	11
Brooks, Tahj	--	--	1	2	2	5

CAREER 100+ RECEIVING YARD GAMES

Jerand Bradley (2)

Date	Rec. Yards	Opponent
Sept. 3, 2022	108	Murray State
Oct. 8, 2022	119	Oklahoma State

Loic Fouonji (1)

Date	Rec. Yards	Opponent
Sept. 3, 2022	110	Murray State

Myles Price (1)

Date	Rec. Yards	Opponent
Nov. 13, 2021	175	Iowa State

Xavier White (3)

Date	Rec. Yards	Opponent
Aug. 31, 2018	107	Montana State
Oct. 1, 2022	120	K-State
Oct. 22, 2022	139	West Virginia

Trey Cleveland (1)

Date	Rec. Yards	Opponent
Oct. 8, 2022	100	Oklahoma State

CAREER GAMES WITH A RECEIVING TD

Player	'18	'19	'20	'21	'22	Career
Price, Myles	--	--	1	2	2	5
White, Xavier	--	1	--	1	3	5
Cleveland, Trey	--	--	1	1	1	3
Fouonji, Loic	--	--	1	1	3	5
Sparkman, J.J.	--	--	--	2	--	2
Bradley, Jerand	--	--	--	--	3	3
Martinez, Nehemiah	--	--	--	--	2	2
Brooks, Tahj	--	--	--	--	1	1
Boyd, Brady	--	--	--	--	1	1
Teeter, Henry	--	--	--	--	1	1

CAREER GAMES WITH MULTIPLE RECEIVING TDs

Player	'18	'19	'20	'21	'22	Career
Bradley, Jerand	--	--	--	--	1	1
Fouonji, Loic	--	--	--	--	1	1

* Indicates games played prior to arrival at Texas Tech

2022 ALL-PURPOSE SINGLE GAME LEADERS

Player	APP Yards	Opponent
Xavier White	167	at Kansas State
Xavier White	141	West Virginia
Nehemiah Martinez	120	at NC State
Jerand Bradley	119	at Oklahoma State
Myles Price	118	Texas
Tahj Brooks	115	Baylor
Tahj Brooks	113	West Virginia
Tahj Brooks	112	Houston

DEFENSIVE STAT NOTABLES

CAREER GAMES WITH 10+ TACKLES

Krishon Merriweather (4)

Date	Tackles	Opponent
Sept. 12, 2020	12	Houston Baptist
Dec. 5, 2020	12	Kansas
Oct. 8, 2022	17	Oklahoma State
Oct. 29, 2022	12	Baylor

Reggie Pearson (2)

Date	Tackles	Opponent
Nov. 16, 2019	10	Nebraska*
Nov. 27, 2021	11	Baylor

Marquis Waters (4)

Date	Tackles	Opponent
Oct. 27, 2018	10	at Pittsburgh*
Nov. 23, 2019	13	at Wake Forest*
Oct. 3, 2020	10	Virginia Tech*
Nov. 7, 2020	10	North Carolina*

Tyree Wilson (2)

Date	Tackles	Opponent
Sept. 17, 2022	11	at NC State
Oct. 29, 2022	10	Baylor

Kosi Eldridge (1)

Date	Tackles	Opponent
Oct. 29, 2022	12	Baylor

* Indicates games played prior to arrival at Texas Tech

TURNOVER CHART

Opponent	Forced by Texas Tech					Forced by Opponent				
	Fum	Int	Tot	Pts Off	Margin	Fum	Int	Tot	Pts Off	
Murray State	0	0	0	0	-1	0	1	1	0	
Houston	1	1	2	0	-1	1	3	3	10	
N.C. State	1	0	1	0	-2	0	3	3	10	
Texas	1	1	2	3	+2	2	0	0	0	
Kansas State	1	0	1	0	-3	2	2	4	0	
Oklahoma State	0	0	0	0	-1	1	1	1	3	
West Virginia	1	3	4	17	+4	1	0	0	0	
Baylor	1	0	1	7	-4	0	5	5	14	
TCU	--	--	--	--	--	--	--	--	--	
Kansas	--	--	--	--	--	--	--	--	--	
Iowa State	--	--	--	--	--	--	--	--	--	
Oklahoma	--	--	--	--	--	--	--	--	--	
Total	--	--	--	--	--	--	--	--	--	

GAME-BY-GAME SPECIALIST STATS

FIELD GOALS

(Made), Missed, Blocked	#36 Wolff
Murray State	--
Houston	(25), 45, (47)
N.C. State	--
Texas	(20), (27), (45)
Kansas State	(51), (39), 42
Oklahoma State	44, (23)
West Virginia	(46), (26)
Baylor	(33)
TCU	--
Kansas	--
Iowa State	--
Oklahoma	--

REDZONE CHART

Opponent	Texas Tech					Opponents			
	No.	TD	Run/Pass	FG	Score%	No.	TD	FG	Score%
Murray State	4	3	2/1	0	75.0	2	0	1	50.0
Houston	4	2	2/0	1	75.0	6	2	3	83.0
N.C. State	1	1	1/0	--	100.0	2	1	1	100.0
Texas	5	4	2/2	1	83.0	2	1	1	100.0
Kansas State	3	3	1/2	0	75.0	6	3	3	100.0
Oklahoma State	4	3	2/1	1	100.0	6	3	3	100.0
West Virginia	6	5	3/2	1	100.0	1	0	1	100.0
Baylor	3	2	1/1	1	100.0	5	5	0	100.0
TCU	--	--	--	--	--	--	--	--	--
Kansas	--	--	--	--	--	--	--	--	--
Iowa State	--	--	--	--	--	--	--	--	--
Oklahoma	--	--	--	--	--	--	--	--	--

PUNTING

Number-Avg./120/50+	#31 McNamara
Murray State	4-45.8 / 3 / 2
Houston	4-44.5 / 2 / 1
N.C. State	6-41.2 / 1 / 1
Texas	2-42.5 / 1 / 1
Kansas State	3-45.3 / 1 / 1
Oklahoma State	4-41.5 / 0 / 0
West Virginia	2-54.0 / 1 / 1
Baylor	2-48.0 / 1 / 1
TCU	--
Kansas	--
Iowa State	--
Oklahoma	--

GAME RECAPS - GAME 1

Murray State	3	7	0	0	-	10
Texas Tech	14	28	14	7	-	63

Jones AT&T Stadium | Lubbock, Texas | 7 p.m. | Big 12 Now on ESPN+ | Attendance: 58,823



TEXAS TECH ROUTS MURRAY STATE 63-10 IN MCGUIRE'S DEBUT

LUBBOCK, Texas (AP) — Donovan Smith came off the bench to throw four touchdown passes, Tajh Brooks ran for three scores and Texas Tech blew out lower-division Murray State 63-10 in coach Joey McGuire's debut Saturday night.

Smith had scoring tosses on his first two passes after replacing Tyler Shough in the first half. McGuire indicated he planned to play both, but said at halftime Shough was injured and probably wouldn't return. Shough was on the sideline in the second half with a sling on his left (non-throwing) shoulder.

Brooks finished with 50 yards and scoring runs of 14, 3 and 23 yards, the last giving the Red Raiders a 42-10 lead late in the first half on the way to their 23rd consecutive victory in a home opener.

Texas Tech's first meeting with Murray State and 20th consecutive victory over an FCS opponent was similar to the lower-division matchups from 2010-19, when the average margin of victory was 40 points

McGuire, a lifelong Texan who was a Baylor assistant the past five years after winning three Texas high school state championships, didn't have to worry for long about becoming the fifth consecutive Texas Tech coach since 2000 to win his opener.

Murray State quarterback DJ Williams, the Ohio Valley Conference freshman of the year last season, sustained an apparent right leg injury on the final play of the first half.

Williams was scrambling before setting up to throw with the Racers trying to get a touchdown as time ran out before the break, and his right leg buckled as he lost control of the ball and crumpled to the turf. Williams was helped off the field, unable to put any pressure on his right leg.

Loic Fouonji and Jerand Bradley had two touchdown catches apiece. Fouonji opened the scoring on a 30-yard catch from Shough before Smith's first TD toss, a 30-yarder to Bradley.

Fouonji's 39-yard catch from Smith gave Texas Tech a 28-10 lead early in the second quarter, and Bradley's 14-yard scoring grab made it 56-10 early in the third.

Bradley, a sophomore, had his first career 100-yard game with 108 yards on six catches, and Fouonji finished with four catches for 77 yards.

Smith was 14 of 16 for 221 yards without an interception before getting replaced by Behren Morton in the third quarter. Shough was 6 of 10 for 154 yards as Texas Tech finished with 472 yards passing and 605 total.

TEAM STATISTICS	MSU	TTU
FIRST DOWNS	10	29
RUSHES-NET YARDS (Avg/Rush)	41-50 (1.9)	29-133 (4.6)
PASSING YDS (Avg/Completion)	208 (23.1)	174 (17.5)
Passes Comp-Att-Int	9-23-0	27-36-1
TOTAL OFFENSE PLAYS-YARDS (Avg/Play)	64-258 (4.0)	65-605 (9.3)
Fumble Returns-Yards	0-0	0-0
Punt Returns-Yards	1-0	5-55
Kickoff Returns-Yards	2-40	2-71
Interception Returns-Yards	1-0	0-0
Punts (Number-Avg)	12-39.5	4-45.8
Fumbles-Lost	1-0	2-0
Penalties-Yards	6-55	9-65
Possession Time	34:11	23:20
Third-Down Conversions	4 of 18	6 of 10
Fourth-Down Conversions	0 of 1	0 of 0
Red-Zone Scores-Chances	1-2	3-4
Sacks By: Number-Yards	1-13	4-21

GAME 2 ^{2 OT}

No. 25 Houston	0	3	7	10	7	3	30
Texas Tech	3	14	0	3	7	6	33

Jones AT&T Stadium | Lubbock, Texas | 3 p.m. | FS1 | Attendance: 56,271



SMITH'S HEROICS IN 2ND OT PUSH TECH PAST NO. 25 HOUSTON

LUBBOCK, Texas (AP) — Donovan Smith put Texas Tech at risk of losing with his arm. The sophomore quarterback rescued the Red Raiders with his legs.

Smith ran 9 yards for a touchdown in the second overtime, lifting Texas Tech to a 33-30 victory over No. 25 Houston on Saturday.

A back-and-forth finish ended with the Red Raiders (2-0) beating a ranked nonconference opponent in the regular season for the first time since 1989, a span of 14 games.

It was the last meeting between the former Southwest Conference rivals before they become league foes again when the Cougars move from the American Athletic to the Big 12 next year.

After Houston's Bubba Baxa opened the second OT with a 20-yard field goal, Smith broke into the open field and ran untouched to the end zone, sending Texas Tech students and fans streaming onto the field.

Baxa kicked a go-ahead 35-yard field goal with 37 seconds remaining in regulation after Gervarrius Owens returned Smith's third interception to the Texas Tech 21 in the final two minutes.

Smith answered with a 27-yard scramble on the next play, sparking a drive to a tying 47-yard field goal from Trey Wolff with three seconds to go. Wolff replaced Gino Garcia, who missed from 45 earlier in the fourth quarter.

"It's always what coach (Joey) McGuire preached, you could look at this game and that's exactly what he said, 'What's next?'" said Smith, who threw for 351 yards with three picks and six sacks that cut his rushing total from 86 to 28 yards.

"That's something I did this game. Everyone on the sideline was encouraging and, 'Hey, what's next? We got this, we don't got to worry about nothing.'"

The Cougars (1-1) erased a 17-3 halftime deficit, getting even early in the fourth quarter when Jayce Rogers stepped in front of a pass from Smith and returned it 54 yards for a TD. Still, Houston's 12-game regular-season winning streak ended.

Houston had 11 penalties for 121 yards, including two personal fouls on the same possession that twice let the Red Raiders keep the ball when the Cougars would have taken possession in the first half.

TEAM STATISTICS	UH	TTU
FIRST DOWNS	16	35
RUSHES-NET YARDS (Avg/Rush)	29-87 (3.0)	44-118 (2.7)
PASSING YDS (Avg/Completion)	266 (13.3)	350 (9.7)
Passes Comp-Att-Int	20-39-1	36-59-3
TOTAL OFFENSE PLAYS-YARDS (Avg/Play)	68-353 (5.2)	103-468 (4.5)
Fumble Returns-Yards	0-0	0-0
Punt Returns-Yards	1-35	2-2
Kickoff Returns-Yards	2-40	1-19
Interception Returns-Yards	3-115	1-11
Punts (Number-Avg)	5-51.4	4-44.5
Fumbles-Lost	1-1	2-0
Penalties-Yards	11-121	6-45
Possession Time	19:41	34:27
Third-Down Conversions	5 of 16	5 of 18
Fourth-Down Conversions	0 of 1	2 of 3
Red-Zone Scores-Chances	5-6	3-4
Sacks By: Number-Yards	6-49	2-16

GAME 3

Texas Tech	0	7	0	7	-	14
No. 16 NC State	6	14	0	7	-	27

Carter-Finley Stadium | Raleigh, N.C. | 7 p.m. (ET) | ESPN 2 | Attendance: 56,919



TEXAS TECH FALLS AT NO. 16 NC STATE, 27-14

RALEIGH, N.C. (AP) -- Aydan White returned one of his two interceptions 84 yards for a touchdown to lead a strong defensive effort that carried No. 16 North Carolina State past Texas Tech, 27-14 on Saturday night.

Facing the Bowl Subdivision's top passing offense, N.C. State's veteran defense harassed quarterback Donovan Smith and shut down any ground game the Red Raiders tried to muster. The highlight was White's fourth-down pick of Smith's overthrown second-quarter ball, with White taking the interception down the left side with three teammates sprinting to escort him all the way to the end zone.

White also had a sack on a cornerback blitz, one of four for the Wolfpack (3-0). Jakeen Harris came up with a fourth-down interception near midfield with 8:38 left as Texas Tech (2-1) tried to make a late push.

The defensive effort offset a shaky day by the Wolfpack's offense, which had its own troubles with stalled drives and score-negating mistakes. Demie Sumo-Karngbaye — who lost a sure TD catch when he was stripped near the goal line and fumbled out of the end zone — scored twice, the second on a 38-yard catch off a trick-play pass from Thayer Thomas for a 27-7 lead early in the fourth.

Smith ran and threw for scores to lead the Red Raiders, as his 3-yard keeper cut the deficit to 27-14. But after Texas Tech forced a three-and-out to get the ball back, Smith fired incomplete on three straight passes before Harris picked him off over the middle to keep the Wolfpack in control.

The Red Raiders elevated expectations for first-year coach Joey McGuire, whose team was picked to finish ninth in the 10-team Big 12 but upset a ranked Houston team last weekend. The defense made things difficult on the Wolfpack. But the team didn't get its offense going until falling behind and lost a muffed punt to go with its three picks.

N.C. State: Much of the attention has focused on the presence of preseason Atlantic Coast Conference player of the year Devin Leary at quarterback. But the defense that returned 10 starters from a unit that ranked 14th in FBS in scoring defense (19.7) and 21st in total defense (331.6 yards) carried this win as N.C. State managed 270 total yards. Lineman C.J. Clark had two sacks while the Wolfpack smothered the Red Raiders' rushing game by allowing 54 yards on 26 carries.

Texas Tech linebacker Bryce Ramirez was carted off in the first quarter with a serious leg injury. He was injured when teammates tackled Wolfpack running back Jordan Houston, with the pile rolling over Ramirez's left leg that was planted in the turf. The leg was twisted abnormally as he laid on the grass, with team training staffers using a towel to cover the lower left leg as they began treating him. He was later taken to a hospital trauma center.

TEAM STATISTICS	TTU	NCST
FIRST DOWNS	20	15
RUSHES-NET YARDS (Avg/Rush)	26-54 (2.1)	37-111 (3.0)
PASSING YDS (Avg/Completion)	299 (12.0)	159 (9.9)
Passes Comp-Att-Int	25-43-3	16-24-0
TOTAL OFFENSE PLAYS-YARDS (Avg/Play)	69-353 (5.1)	61-270 (4.4)
Fumble Returns-Yards	0-0	0-0
Punt Returns-Yards	2-6	0-0
Kickoff Returns-Yards	5-98	0-0
Interception Returns-Yards	0-0	3-84
Punts (Number-Avg)	6-41.2	7-38.9
Fumbles-Lost	1-1	1-1
Penalties-Yards	7-69	9-74
Possession Time	25:33	33:04
Third-Down Conversions	2 of 12	6 of 16
Fourth-Down Conversions	1 of 4	1 of 1
Red-Zone Scores-Chances	1-1	2-2
Sacks By: Number-Yards	2-11	4-26

GAME 4 OT

No. 22 Texas	10	14	7	3	0	34
Texas Tech	7	7	10	10	3	37

Jones AT&T Stadium | Lubbock, Texas | 2:30 p.m. | ESPN | Attendance: 60, 975



WOLFF OVERTIME FIELD GOAL PUSHES TEXAS TECH PAST NO. 22 TEXAS, 37-34

LUBBOCK, Texas -- Texas Tech fans flooded the field in celebration for the second straight home game after Trey Wolff drilled a 20-yard field goal for a 37-34 overtime win over No. 22 Texas on Saturday at a sold-out Jones AT&T Stadium.

The Red Raiders (3-1, 1-0 Big 12) opened Big 12 play with the thrilling overtime victory over the Longhorns (2-2, 0-1 Big 12) after Wolff had given Tech a 34-31 lead with a 45-yard field goal with 21 seconds remaining in regulation. Texas drove down the field in three plays and hit a 48-yard field goal to force overtime but would see running back Bijan Robinson fumble after a hit by Krishon Merriweather on the first play of overtime. Reggie Pearson Jr., who had an interception earlier in the game, recovered the fumble to set Tech up to win the game.

Tech trailed 24-14 at halftime after the Longhorns scored two touchdowns in the final six minutes of the half. The Red Raiders had led 14-10 after a Smith touchdown pass to Brooks before Texas regained momentum to scored on its final two possessions. Smith threw for 104 yards and a touchdown on 18-for-23 passing in the first half along with rushing for one touchdown and running for 14 yards on three carries. Thompson led Tech with 35 yards rushing on nine rushes, while Brooks had 29 yards on five carries and Price had six receptions for 38 yards going into the second half. Texas had 229 of total offense in the first half led by Card who was 13-for-18 passing with 168 yards and one touchdown.

The Red Raiders trailed by 10 at the break after they had taken their first lead of the game at 14-10 after a 17-yard touchdown pass from Smith to Brooks with 12:06 remaining in the second quarter. The screen pass to the home sideline came on a 2nd and 10 and capped a 13-play, 83-yard drive.

Tech seemed to grab momentum with Pearson picking off a pass from Card at the 20 and returned it 25 yards to the Tech 45-yardline on the next possession. A three-and out by the Red Raiders was followed the Longhorns regaining the lead at 17-14 on a 39-yard connection between Card and Worthy with 6:07 remaining until halftime. The lead grew to 24-14 on an 8-yard touchdown run by Robinson with 24 seconds remaining in the opening half. Robinson's run had him at 44 yards rushing on six carries in the first half.

Both teams opened the game with first-drive touchdowns with Robinson hauling in a 35-yard touchdown pass from Card on the Longhorns opening possession followed by Smith running it in from 4 yards out for the first Red Raider touchdown. Smith's touchdown came on 4th and 5 to complete an 18-play, 75-yard drive. It was his third rushing touchdown of the season and sixth of his career.

TEAM STATISTICS	UT	TTU
FIRST DOWNS	20	31
RUSHES-NET YARDS (Avg/Rush)	30-149 (5.0)	44-148 (3.4)
PASSING YDS (Avg/Completion)	242 (12.0)	312 (8.2)
Passes Comp-Att-Int	20-30-1	38-56-0
TOTAL OFFENSE PLAYS-YARDS (Avg/Play)	60-383 (6.4)	100-460 (4.6)
Fumble Returns-Yards	0-0	0-0
Punt Returns-Yards	1-7	0-0
Kickoff Returns-Yards	1-30	3-66
Interception Returns-Yards	0-0	1-25
Punts (Number-Avg)	3-27.3	2-42.5
Fumbles-Lost	1-1	0-0
Penalties-Yards	5-42	5-31
Possession Time	24:06	35:54
Third-Down Conversions	3 of 9	7 of 20
Fourth-Down Conversions	1 of 2	6 of 8
Red-Zone Scores-Chances	2-2	6-8
Sacks By: Number-Yards	2-3	1-6

GAME 5

Texas Tech	0	10	10	8	-	28
No. 25 K-State	13	0	7	17	-	37

Bill Snyder Family Stadium | Manhattan, Kan. | 11 a.m. | ESPN+ | Attendance: 50,782



TECH COMES UP SHORT AT NO. 25 K-STATE

MANHATTAN, Kan. (AP) -- Adrian Martinez rushed for 171 yards and three touchdowns and threw for another score, leading No. 25 Kansas State past Texas Tech 37-28 on Saturday.

Martinez was 12-for-19 passing for 116 yards for Kansas State (4-1, 2-0 Big 12), while Deuce Vaughn had 170 rushing yards for the Wildcats, who extended their winning streak against the Red Raiders to seven games. Donovan Smith was 34-for-48 passing for 359 yards and two TDs for Texas Tech (3-2, 1-1). Smith also rushed for a touchdown.

Tech cut the lead to 13-7 with 1:24 left in the first half. After gaining just 48 yards of total offense, the Red Raiders went 86 yards on nine plays, capped by a 6-yard touchdown pass from Smith to Nehemiah Martinez. Trey Wolff kicked a 51-yard field goal for Tech before the break, then tied the score at 20-20 with a 39-yard field goal midway through the third quarter.

K-State answered with its second two-play drive of the game. Vaughn ran 69 yards to the Tech 8-yard line on the first play after the kickoff. Following an offensive holding penalty, Martinez found Phillip Brooks with an 18-yard touchdown pass.

The lead didn't last long, as Smith hit Xavier White with a 12-yard touchdown pass to cap a seven-play, 75-yard drive. Wolff missed a 42-yard field goal, denying Tech its first lead of the game.

Martinez then scored on his second big run of the day, 69 yards untouched up the middle of the field. Tennant's 32-yard field goal gave the Wildcats a 30-20 lead with 9:07 left. A fumble on the next series gave K-State the ball at the Tech 27-yard line and the Wildcats iced the game with Martinez's third rushing touchdown.

Smith scored from 3 yards out for Tech's final touchdown with 2:23 left.

TEAM STATISTICS	TTU	KSU
FIRST DOWNS	26	15
RUSHES-NET YARDS (Avg/Rush)	34-114 (53.4)	39-343 (8.8)
PASSING YDS (Avg/Completion)	359 (7.5)	116 (6.1)
Passes Comp-Att-Int	34-48-2	12-19-0
TOTAL OFFENSE PLAYS-YARDS (Avg/Play)	82-473 (5.8)	58-459 (7.9)
Fumble Returns-Yards	0-0	0-0
Punt Returns-Yards	1-7	1-9
Kickoff Returns-Yards	2-47	1-20
Interception Returns-Yards	0-0	2-0
Punts (Number-Avg)	3-45.3	5-36.8
Fumbles-Lost	2-2	1-2
Penalties-Yards	5-40	5-47
Possession Time	32:23	27:37
Third-Down Conversions	5 of 14	4 of 13
Fourth-Down Conversions	1 of 3	0 of 0
Red-Zone Scores-Chances	3-4	6-6
Sacks By: Number-Yards	3-23	6-27

GAME 6

Texas Tech	14	10	7	0	-	31
No. 7 Oklahoma State	17	3	14	7	-	41

Boone Pickens Stadium | Stillwater, Okla. | 2:30 p.m. | FS1 | Attendance: 55,509



RED RAIDERS FALL AT NO. 7 OKLAHOMA STATE

STILLWATER, Okla. (AP) — Spencer Sanders ran for two touchdowns and passed for another and No. 7 Oklahoma State beat Texas Tech 41-31 on Saturday.

Sanders passed for 297 yards and ran for 56, and Bryson Green had five catches for a career-high 115 yards for the Cowboys (5-0, 2-0 Big 12). Texas Tech redshirt freshman Behren Morton got his first career start in place of Donovan Smith. He completed 39 of 62 passes for 379 yards and two touchdowns for the Red Raiders (3-3, 1-2).

Jerard Bradley caught eight passes for 119 yards and a touchdown and Trey Cleveland caught nine passes for 110 yards for a Texas Tech team that was playing its fifth straight ranked opponent and already had claimed wins over Houston and Texas. Morton completed 24 of 39 passes for 220 yards and both scores in the first half to help the Red Raiders take a 24-20 lead at the break. Tech gained 347 yards on 57 plays in the first two quarters.

Sanders rolled out and scored on a 2-yard touchdown run to trim Texas Tech's lead to 31-29 in the third. Sanders' shovel pass to Jaden Bray tied the score with 3:18 left in the third quarter. On Texas Tech's next possession, Morton made one of his few mistakes. Oklahoma State linebacker Mason Cobb intercepted him and returned the ball 13 yards to the Tech 19. Tanner Brown's fourth field goal of the game gave the Cowboys a 34-31 lead with 3 seconds left in the third quarter.

Texas Tech: The Red Raiders were again competitive against a top-flight opponent. It was just a matter of a few plays here and there. Tech's other losses were 27-14 at North Carolina State and 37-28 at Kansas State. Four of Tech's final six games are at home.

TEAM STATISTICS	TTU	OSU
FIRST DOWNS	30	25
RUSHES-NET YARDS (Avg/Rush)	41-148 (3.6)	41-137 (3.3)
PASSING YDS (Avg/Completion)	379 (6.0)	297 (6.6)
Passes Comp-Att-Int	39-63-1	22-45-0
TOTAL OFFENSE PLAYS-YARDS (Avg/Play)	104-527 (5.1)	86-434 (5.0)
Fumble Returns-Yards	0-0	0-0
Punt Returns-Yards	0-0	1-7
Kickoff Returns-Yards	2-33	3-71
Interception Returns-Yards	0-0	1-13
Punts (Number-Avg)	4-41.5	5-41.2
Fumbles-Lost	1-0	0-0
Penalties-Yards	6-50	4-38
Possession Time	32:02	27:58
Third-Down Conversions	8 of 22	8 of 18
Fourth-Down Conversions	4 of 7	1 of 1
Red-Zone Scores-Chances	4-4	6-6
Sacks By: Number-Yards	3-9	4-21

GAME 7

West Virginia	3	0	7	0	-	10
Texas Tech	14	3	14	17	-	48

Jones AT&T Stadium | Lubbock, Texas | 2:15 p.m. | FS1 | Attendance: 56, 350



TECH CRUISES PAST WEST VIRGINIA, 48-10

LUBBOCK, Texas (AP) — Behren Morton threw two touchdown passes, Tahj Brooks ran for two scores and Texas Tech used a fast start to beat West Virginia 48-10 on Saturday.

Coming off a bye week and playing in Lubbock for the first time in nearly a month, the Red Raiders (4-3, 2-2 Big 12) scored 17 points off of turnovers, broke a two-game losing streak and improved to 3-0 at home. Texas Tech seized control with touchdowns on its first two drives and the Red Raiders' high-tempo offense kept West Virginia off balance. Texas Tech surpassed 100 offensive plays, including 55 in the first half when it converted six of seven times on fourth down.

"I was proud of this team for bouncing back," Texas Tech coach Joey McGuire said. "I was really proud of the way they responded, how fast we played. I thought they showed what kind of shape our guys are in." Brooks had 17 carries for a season-high 107 yards, including first-quarter TD runs of 1 and 19 yards. Morton, a redshirt freshman, was solid again in his second straight start. He completed 28 of 45 passes for 325 yards after throwing for 379 two weeks ago in a loss at No. 11 Oklahoma State.

McGuire said Morton, who had been nursing a sore ankle, woke up sick on Saturday. McGuire said Morton's performance was a testament to the team's medical staff to get him ready to play. Upon learning that Morton was throwing up, McGuire recalled that head athletic trainer Andrew Krueger told him, "Well, he probably won't worry about his ankle today, so that's probably a good thing." "He gets an IV before the game and comes out and does everything we ask."

After Texas Tech's Malik Dunlap intercepted an underthrown ball on West Virginia's first drive of the third quarter, the Red Raiders' Xavier White caught a pass from Morton and weaved 37 yards through traffic for a 55-yard touchdown. White later had a 27-yard catch along the sideline to set up Morton's 12-yard scoring toss to Loic Fouonji for a 31-3 lead. White had eight catches for a career-high 139 yards.

Texas Tech entered the game with one of the worst turnover margins in the Bowl Subdivision. The Red Raiders intercepted three passes and recovered a CJ Donaldson fumble near midfield. After the fumble recovery, SaRodorick Thompson scored on a 13-yard run for a 38-10 lead to start the fourth.

Texas Tech kicked a short field goal after JT Daniels' career-high third interception. It marked the fifth road loss of at least 25 points for West Virginia under fourth-year coach Neal Brown.

TEAM STATISTICS	WVU	TTU
FIRST DOWNS	19	33
RUSHES-NET YARDS (Avg/Rush)	26-73 (2.8)	54-239 (4.4)
PASSING YDS (Avg/Completion)	209 (8.7)	355 (11.1)
Passes Comp-Att-Int	20-40-3	32-49-0
TOTAL OFFENSE PLAYS-YARDS (Avg/Play)	66-282 (4.3)	103-594 (5.8)
Fumble Returns-Yards	0-0	0-0
Punt Returns-Yards	1-10	1-2
Kickoff Returns-Yards	1-16	1-13
Interception Returns-Yards	0-0	0-0
Punts (Number-Avg)	5-46.6	2-54.0
Fumbles-Lost	1-1	1-0
Penalties-Yards	4-31	7-70
Possession Time	26:09	33:51
Third-Down Conversions	4 of 14	9 of 20
Fourth-Down Conversions	1 of 2	6 of 7
Red-Zone Scores-Chances	1-1	6-6
Sacks By: Number-Yards	1-9	1-8

GAME 8

Baylor	3	14	7	21	-	45
Texas Tech	0	3	14	0	-	17

Jones AT&T Stadium | Lubbock, Texas | 6:30 p.m. | ESPN2 | Attendance: 60,705



TEXAS TECH DROPS HOME GAME TO BAYLOR

LUBBOCK, Texas (AP) — Freshman Richard Reese ran for 148 yards and three touchdowns, AJ McCarty returned an interception for a score and Baylor beat Texas Tech 45-17 on Saturday night.

Second among NCAA freshmen in yards rushing coming in, Reese had 53 of the 75 yards on a drive to his tiebreaking 1-yard TD in the second quarter as Baylor (5-3, 3-2 Big 12) dominated time of possession. Baylor ended a 10-game losing streak in Lubbock while handing Texas Tech (4-4, 2-3) its first home loss under coach Joey McGuire, the lifelong Texan who was a Baylor assistant the past five seasons.

On a night Texas Tech celebrated star Kansas City quarterback Patrick Mahomes as its eighth ring of honor member, the Red Raiders ended up throwing five interceptions while trying all of their top three QBs. Tyler Shough entered trailing 31-17 in the fourth quarter for the first time since injuring his shoulder as the opening day starter, and McCarty stepped in front of his first pass and ran untouched 18 yards down the sideline. Freshman Behren Morton was 4 of 17 with two interceptions and three sacks after a pick in the first minute of the second half set up Blake Shapen's 9-yard TD pass to Hal Presley for a 24-3 Baylor lead.

Morton responded with two touchdowns, including his 8-yard run on fourth-and-7 to get Texas Tech within 24-17 after a fumble by Reese. The Red Raiders were up to four interceptions — three from Morton and another from Donovan Smith on one of his two passes when McGuire turned to Shough, who the coach said would be available next week.

Reese's third TD was a 1-yard plunge to cap an 11-play, 75-yard drive after the Red Raiders had pulled within seven.

Morton finished 11 of 33 for 152 yards and three interceptions. Shapen was much more efficient, going 19 of 30 for 211 yards with a TD and no interceptions.

TEAM STATISTICS	BU	TTU
FIRST DOWNS	27	23
RUSHES-NET YARDS (Avg/Rush)	59-231 (3.9)	36-149 (4.1)
PASSING YDS (Avg/Completion)	211 (11.1)	159 (13.2)
Passes Comp-Att-Int	19-30-0	12-38-5
TOTAL OFFENSE PLAYS-YARDS (Avg/Play)	89-442 (5.0)	74-308 (4.2)
Fumble Returns-Yards	0-0	0-0
Punt Returns-Yards	1 - -4	0-0
Kickoff Returns-Yards	0-0	0-0
Interception Returns-Yards	5-45	0-0
Punts (Number-Avg)	5-46.6	2-54.0
Fumbles-Lost	1-1	0-0
Penalties-Yards	4-46	4-32
Possession Time	40:17	19:43
Third-Down Conversions	12 of 20	8 of 15
Fourth-Down Conversions	2 of 4	2 of 4
Red-Zone Scores-Chances	5-5	3-3
Sacks By: Number-Yards	6-51	1-6

MEDIA INFORMATION



MATT DOWDY

Assistant A.D.

806-928-5190

matt.dowdy@ttu.edu



MATT BURKHOLDER

Associate Director

559-862-3771

matt.burkholder@ttu.edu



CHRIS DUARTE

Assistant Director

954-937-3254

chris.duarte@ttu.edu

TEXAS TECH ATHLETICS COMMUNICATIONS

East Stadium Building, Jones AT&T Stadium (Third Floor)

Office: (806) 742-2770 • Fax: (806) 742-1970

2508 6th Street • Lubbock, TX 79409

www.TexasTech.com/Media



CREDENTIAL REQUESTS

Please direct all credential requests to the online credential portal located at www.sportssystem.com/TexasTech. Confirmation of your request will be made upon review by Matt Dowdy. Credentials are limited to members of the working media who are assigned to cover Texas Tech Football. Credentials must be requested online by 5 p.m. Tuesday each week. All requests will be held for pickup until 5 p.m. Friday at the Athletics Communications office (third floor of Whitacre Athletic Center, East Stadium Building). Credentials not picked up by 5 p.m. Friday will be available at Media Will Call located on the northwest side of Jones AT&T Stadium.

No credentials will be issued to any website that is not deemed to have adequate editorial oversight, or does not follow traditional journalistic ethics protocols. Credentials will not be approved to anyone who writes or posts under an alias. Please note that Texas Tech Athletics does not grant credential requests to freelance photographers. It is not always possible to accommodate all requests. No one under 18 years of age will be issued a credential without prior approval. Credentials are non-transferable and may be revoked at any time.

WEEKLY MEDIA LUNCHEON

During the season, Texas Tech head coach Joey McGuire will host a weekly media luncheon inside the Football Training Facility, located next to Jones AT&T Stadium. The event will be held each Monday during the regular season, excluding the bye week. McGuire will be joined each week by defensive coordinator Tim DeRuyter and offensive coordinator Zach Kittley. Lunch will be served at noon each Monday followed by a 1 p.m. press conference.

WEEKLY AVAILABILITY SCHEDULE

In addition to the Monday press conference, select student-athletes will be available following practice each Tuesday inside the Sports Performance Center. Practice is expected to conclude around 10:30 a.m. each week with interviews to follow. All specific student-athlete requests should be submitted by 10 a.m. Monday each week during the season.

INTERVIEW REQUESTS

Please direct all interview requests for head coach Joey McGuire, members of the Texas Tech coaching staff and student-athletes to Matt Dowdy. Contacting student-athletes or coaches directly through text message or social media is strictly prohibited and could result in loss of credentials.

USE OF TEXAS TECH PHOTOGRAPHY

The use of Texas Tech photos is prohibited without prior approval from the athletics communications office. Texas Tech does not grant permission for use of its photos for social media content purposes. Texas Tech will provide courtesy headshots and action shots upon requests for editorial purposes.

VIDEO HIGHLIGHTS/NEWS CONFERENCE

Video from news conferences and games will be available to the media via YouTube. Broadcast quality video footage (game highlights, post-practice interviews, post-game interviews, etc) are available by request through the athletics communications office.

TEXAS TECH PRACTICE SCHEDULE

Sunday - 7:45 p.m.

Monday - OFF DAY

Tuesday - 8:10 a.m.

Wednesday - 3:50 p.m.

Thursday - 9:30 a.m.

Friday - TBD

PHOTO REQUESTS

Please submit your requests to Chris Duarte.

COLLEGE PRESSBOX.COM

Collegepressbox is the official media website for Division I football. Access and download game notes, quotes, statistics, media guides, headshots, logos and more for all FBS schools, conferences, postseason games, awards and the College Football Playoff. For access, please register for an account at collegepressbox.com/register.

LIVE STREAMING

Live video streaming of any Texas Tech Athletics event, including news conferences, on ANY social media platform is strictly prohibited without prior approval from the athletics communications office.

USE OF AUDIO/VIDEO

Any media entity collecting any sort of "video or audio materials" (film, traditional video or audio, digital video or audio, photos, etc.) from Texas Tech University Athletics game events or press conference/media events may use that material only for traditional television newscasts, web-based or print coverage, or other electronic transmission as approved by the University in writing, with a limitation of up to three (3) minutes in length from any single event. Such media entity may not offer any live video, audio or other coverage of the event without the advance, written permission of Texas Tech University Athletics. This policy includes all games, matches and events involving any of Texas Tech's athletic programs. It includes all media events -- press conferences, pre/post-practice interviews and pre/post-game interviews. An exception would be a one-on-one interview arranged through the Texas Tech Athletics Communications office with a Texas Tech, coach, athlete or administrator.

TEXAS TECH SPORTS NETWORK

The Texas Tech Sports Network from Learfield Sports will carry all the exciting action of Red Raider Football beginning with the season opener with Murray State and all the way through the bowl season. Brian Jensen (play-by-play) and John Harris (color analyst) return to the broadcast booth and will be joined on the sidelines by Chris Level (sidelines).

2022 RED RAIDER FOOTBALL AFFILIATES

CITY	STATION	FREQUENCY
Abilene/Haskell	KVRP-FM	97.1
Alpine	KVLF-AM	1240
Amarillo	KARX-FM	95.7
Amarillo	KPUR-AM	1440
Andrews	KACT-AM	1360
Andrews	KACT-FM	105.5
Artesia, N.M.	KSVP-AM	990
Austin	KOKE-AM	1600
Big Spring	KBST-FM	95.7
Brady	KNEL-FM	95.3
Breckenridge	KLXK-FM	93.5
Brownwood	KQBZ-FM	96.9
Dallas	KFXR-AM	1190
El Paso	KHEY-AM	1380
Fredericksburg	KNAF-AM	910
Hereford	KPAN-AM	860
Hereford	KPAN-FM	106.3
Hobbs, N.M.	KHOB-AM	1390
Houston	KKHT-FM	100.7
Junction	KMBL-AM	1450
Lamesa	KPET-AM	690
Lamesa	KPET-FM	105.1
Lampasas	KACQ-FM	101.9
Lampasas	KCYL-AM	1450
Lubbock	KTTU-FM	97.3
Lubbock	KXTQ-FM	100.7
Lubbock	KJTV-AM	950
Lubbock	KXQT-FM	106.5
Memphis	KLRS-FM	105.3
Midland/Odessa	KCRS-AM	550
Odessa	KCRS-FM	95.5
Pecos	KDNZ-FM	97.3
Perryton	KEYE-AM	1400
Perryton	KEYE-FM	93.7
Plainview	KREW-AM	1400
San Angelo	KLDE-FM	105.3
San Antonio	KZDC-AM	1250
San Antonio	KZDC-FM	94.5
Seminole	KSEM-FM	106.3
Seymour	KSEY-FM	94.3
Seymour	KSEY-AM	1230
Snyder	KGWG-FM	91.1
Sweetwater	KSST-AM	1240
Tyler	KTBB-AM	600
Tyler	KYZS-AM	1490
Waco	KWBT-HD2	94.5

SATELLITE RADIO

Sirius XM Radio	Ch. 158 or 200
XM App	Ch. 954
Varsity App	Search "Texas Tech"

collegepressbox
SINCE 2005 EVERYTHING BUT THE PREGAME MEAL

COVERING THE RED RAIDERS

31

MONDAY

MEDIA LUNCHEON

11:30 a.m.

PRESS CONFERENCE

12:30 p.m.

1

TUESDAY

MEDIA AVAILABILITY

10:15 a.m.

Sports Performance Center

2

WEDNESDAY

NO AVAILABILITY

3

THURSDAY

MCGUIRE RADIO SHOW

6-7 p.m.

Rudy's Country Store

4

FRIDAY

NO AVAILABILITY

5

SATURDAY

TEXAS TECH AT TCU

11 a.m. CT

Amon G. Carter Stadium

6

SUNDAY

NO AVAILABILITY