



39 BOWL APPEARANCES | 11 CONFERENCE CHAMPIONSHIPS | 583 ALL-TIME VICTORIES | #WRECKEM

TEXAS TECH RED RAIDERS

2022 GAME NOTES

GAME

6

at

OKLAHOMA STATE

Oct. 8, 2022



Boone Pickens Stadium (55,509)
Stillwater, Okla.

2:30 p.m. CT
FS1
TTU Sports Network

2022 SCHEDULE/RESULTS

Overall: 3-2 | Big 12: 1-1 | H: 3-0 | A: 0-2 | N: 0-0

SEPTEMBER • (3-1)

| | | | |
|----|----------------------|----------------|------------|
| 3 | MURRAY STATE | W, 63-10 | Big 12 Now |
| 10 | #25 HOUSTON | W, 33-30 (20T) | FS1 |
| 17 | at #16/12 N.C. State | L, 27-14 | ESPN2 |
| 24 | #22/19 TEXAS* | W, 37-34 (OT) | ESPN |

OCTOBER • (0-1)

| | | | |
|----|-----------------------|-----------|------------|
| 1 | at #25 Kansas State* | L, 37-28 | Big 12 Now |
| 8 | at #7 Oklahoma State* | 2:30 p.m. | FS1 |
| 22 | WEST VIRGINIA* | TBD | TBD |
| 29 | BAYLOR* | TBD | TBD |

NOVEMBER • (0-0)

| | | | |
|----|----------------|-----|-----|
| 5 | at TCU* | TBD | TBD |
| 12 | KANSAS* | TBD | TBD |
| 19 | at Iowa State* | TBD | TBD |
| 26 | OKLAHOMA* | TBD | TBD |

DECEMBER • (0-0)

| | | | |
|---|---------------------|-----|-----|
| 3 | Big 12 Championship | TBD | TBD |
|---|---------------------|-----|-----|

TV: FOX SPORTS 1

- Play-by-Play: Eric Collins
- Analyst: Devin Gardner
- Producer: Eric Mandia



RADIO: TEXAS TECH SPORTS NETWORK

- Play-by-Play: Brian Jensen
- Analyst: John Harris
- Sideline Reporter: Chris Level
- SiriusXM: Channel 135 or 199
- National Radio: None
- Mobile App: Varsity Network (Texas Tech)



SOCIAL MEDIA: #WreckEm

- Twitter: @TexasTechFB
- YouTube: TexasTechAthletics
- Instagram: @TexasTech_FB
- Facebook: TexasTechFootball
- TikTok: TexasTechAthletics

TEXAS TECH COACHING STAFF

SIDELINE

- **Joey McGuire**, Head Coach (First Season)
- **Zach Kittley**, Offensive Coordinator/QBs (First Season)
- **Kenny Perry**, Assoc. H.C./Special Teams/RBs (First Season)
- **C.J. Ah You**, Outside Linebackers (First Season)
- **Josh Bookbinder**, Inside Linebackers (First Season)
- **Zarnell Fitch**, Defensive Line (First Season)
- **Stephen Hamby**, Offensive Line (First Season)
- **Emmett Jones**, Passing Game Coordinator/WRs (First Season)
- **Marcel Yates**, Passing Game Coordinator/DBs (First Season)

PRESSBOX

- **Tim DeRuyter**, Defensive Coordinator (First Season)
- **Josh Cochran**, Tight Ends (First Season)

TEXAS TECH

| | |
|---------------------------|---------------------------------|
| Record | 3-2 Overall; 1-1 Big 12 |
| Rankings | AP: NR Coaches: NR |
| Last Game | Lost at #25 Kansas State, 37-28 |
| Streak | Lost 1 |
| Head Coach | Joey McGuire |
| Career Record | 3-2 (1st Season) |
| Record at Texas Tech | Same |
| Record vs. Oklahoma State | First Meeting |

OKLAHOMA STATE

| | |
|--------------------------|-------------------------|
| Record | 4-0 Overall; 1-0 Big 12 |
| Rankings | AP: 7 Coaches: 7 |
| Last Game | Def. #16 Baylor, 36-25 |
| Streak | Won 4 |
| Head Coach | Mike Gundy |
| Career Record | 153-69 (18th Season) |
| Record at Oklahoma State | Same |
| Record vs. Texas Tech | 13-4 |

SATURDAY STORYLINES



RED RAIDERS LOOK TO CURE ROAD WOES

- Texas Tech will get another opportunity this weekend to land its first road victory of the season when the Red Raiders travel to No. 7 Oklahoma State on Saturday afternoon. The Red Raiders are searching for their first road win under Joey McGuire and their first since topping both West Virginia and Kansas early into last season.
- With a win, the Red Raiders would land their first victory over a top-10 team on the road since knocking off top-ranked Oklahoma, 41-38, in Norman. Oklahoma State represents Texas Tech's last ranked road win as the Cowboys were No. 15 nationally when the Red Raiders topped the Cowboys in 2018.



TOP-25 TESTS BECOMING THE NORM

- The debut season under Joey McGuire has delivered arguably the nation's most-difficult first half of the schedule as No. 7 Oklahoma State represents the fifth-consecutive ranked opponent for the Red Raiders. That streak matches the Texas Tech school record that was previously set midway through the 2012 campaign.
- According to STATS, Inc., Texas Tech is only the fourth team since 1980 to open a season with five ranked opponents in its first six games, joining Michigan State (1987), Tennessee (1991) and Ohio State (1995). None of those other three schools featured a first-year head coach, however.



WILSON CONTINUES TO FIND THE QB

- Tyree Wilson continues to prove why he's one of the most-dominant edge rushers in college football this season as he totaled 2.0 sacks last weekend at Kansas State, giving him 5.0 now for the season. It matches the second-highest sack total by a Red Raider through five games since 2000 and the most since Pete Robertson had the same total in 2014.
- His sack total is part of 8.0 tackles for loss already this season for Wilson, the third-highest amount by a Red Raider through five games since 2000. Wilson enters this weekend ranked seventh in the FBS for sacks per game (1.0) and 11th for tackles for loss per game (1.6).

RED RAIDERS BY THE NUMBERS

1

Number of field goals Trey Wolff needs to make in order to match Don Grimes for 10th place all-time on the Texas Tech career field goal chart. Wolff is 7-for-9 on field goal attempts this season with a long of 51 yards.

2

Xavier White became the second Red Raider since 2000 to notch multiple 100-yard rushing and receiving games in his career after hauling in nine catches for 120 yards and a touchdown at Kansas State.

73

Number of rushing yards needed for SaRodrick Thompson to match Donny Anderson for 10th all-time on the Texas Tech career rushing chart. Thompson is averaging 67.8 yards per game all-time versus Oklahoma State.

INSIDE JOEY MCGUIRE

JOEY MCGUIRE FILE

| | |
|-----------|-----------------------------------|
| Hometown | Crowley, Texas |
| Education | Texas-Arlington '95 (Kinesiology) |
| Wife | Debbie |
| Children | Daughter: Raegan; Son: Garret |

COACHING HISTORY

| Year | Position |
|--------------|---|
| 2022-present | Texas Tech Head Coach |
| 2020-21 | Baylor Associate Head Coach (Outside Linebackers) |
| 2019 | Baylor Associate Head Coach (Defensive Ends) |
| 2017-18 | Baylor Assistant Coach (Tight Ends) |
| 2003-16 | Cedar Hill High School Head Coach |
| 1997-02 | Cedar Hill High School Assistant Coach |
| 1995-96 | Crowley High School Assistant Coach |

BOWL GAMES (3)

| | |
|------|--------------------------------------|
| 2021 | Allstate Sugar Bowl* |
| 2019 | Allstate Sugar Bowl |
| 2018 | Academy Sports + Outdoors Texas Bowl |

* bowl came after he already accepted the Texas Tech position.

RECORD AGAINST OPPONENTS

| Opponent | Overall | Home | Away | Neutral |
|----------------|---------|------|------|---------|
| Baylor | 0-0 | 0-0 | 0-0 | 0-0 |
| Houston | 1-0 | 1-0 | 0-0 | 0-0 |
| Iowa State | 0-0 | 0-0 | 0-0 | 0-0 |
| Kansas | 0-0 | 0-0 | 0-0 | 0-0 |
| Kansas State | 0-1 | 0-0 | 0-1 | 0-0 |
| Murray State | 1-0 | 1-0 | 0-0 | 0-0 |
| N.C. State | 0-1 | 0-0 | 0-1 | 0-0 |
| Oklahoma | 0-0 | 0-0 | 0-0 | 0-0 |
| Oklahoma State | 0-0 | 0-0 | 0-0 | 0-0 |
| TCU | 0-0 | 0-0 | 0-0 | 0-0 |
| Texas | 1-0 | 1-0 | 0-0 | 0-0 |
| West Virginia | 0-0 | 0-0 | 0-0 | 0-0 |

RECORD VERSUS CONFERENCES

| Conference | Overall | Home | Away | Neutral |
|------------------|---------|------|------|---------|
| American | 1-0 | 1-0 | 0-0 | 0-0 |
| ACC | 0-1 | 0-0 | 0-1 | 0-0 |
| Big Ten | 0-0 | 0-0 | 0-0 | 0-0 |
| Big 12 | 1-1 | 1-0 | 0-1 | 0-0 |
| Conference USA | 0-0 | 0-0 | 0-0 | 0-0 |
| FBS Independents | 0-0 | 0-0 | 0-0 | 0-0 |
| Mid-American | 0-0 | 0-0 | 0-0 | 0-0 |
| Mountain West | 0-0 | 0-0 | 0-0 | 0-0 |
| Pac-12 | 0-0 | 0-0 | 0-0 | 0-0 |
| SEC | 0-0 | 0-0 | 0-0 | 0-0 |
| Sun Belt | 0-0 | 0-0 | 0-0 | 0-0 |
| FCS Opponents | 1-0 | 1-0 | 0-0 | 0-0 |

NFL DRAFT PICKS

| Name | Year | Rd. | Pick | Team |
|----------------------------|------|-----|------|------------|
| Terrel Bernard, OLB* | 2022 | 3rd | 89 | Buffalo |
| William Bradley-King, OLB* | 2021 | 7th | 240 | Washington |
| James Lynch, DL* | 2020 | 4th | 130 | Minnesota |
| Bravion Roy, DL* | 2020 | 6th | 184 | Carolina |

ALL-BIG 12 SELECTIONS

| Name | Year | Team |
|----------------------|------|------|
| James Lynch, DL | 2019 | 1st |
| Vravion Roy, DL* | 2019 | 1st |
| Terrel Bernard, OLB* | 2020 | 2nd |
| Terrel Bernard, OLB* | 2021 | 1st |



HEAD COACH JOEY MCGUIRE

There's been a key ingredient to Joey McGuire's success throughout his career: authentic relationships. It's the reason he became beloved as a high school coach, leading Cedar Hill to three state championships despite inheriting a program that had never won a playoff game prior to his promotion. It's also why he was so successful in transitioning to the collegiate level, helping rebuild a Baylor program that turned into a Big 12 contender during his tenure.

Now, McGuire will look to do the same at Texas Tech where he enters his first season as head coach. McGuire, a 2020 inductee into the Texas High School Coaches Association Hall of Honor and a 2022 member of the Texas High School Football Hall of Fame, was named the 17th head coach in program history by Director of Athletics Kirby Hocutt on Nov. 9, 2021.

In the short time since his hire, it hasn't taken long to quickly see McGuire's extensive ties to the state of Texas at work as Texas Tech has already established itself as the unofficial home to the Texas High School Coaches Association (THSCA). Those ties have already paid dividends early in his tenure as McGuire and his staff were able to sign an impressive 2022 class that ranked in the top-40 nationally. It marked the highest-ranked recruiting class for the Red Raiders since the 2012 class.

Texas Tech's success on the recruiting trail has stemmed, in part, due to the relationships McGuire has formed throughout the state through his connections with the THSCA. It can also be contributed to the charter staff he assembled shortly after his hire, namely with several successful assistant coaches who, like McGuire, began their careers at the high school level.

McGuire created one of the most-memorable turnaround stories in Texas high school football history during his 14 seasons leading Cedar Hill. The Longhorns not only won at a high level under McGuire, but they transformed into one of the state's most dominant programs with its first state title in 2006 and then back-to-back state crowns in 2013 and 2014.

Cedar Hill was an impressive 141-42 during McGuire's tenure, going from an unknown to a state champion in only his fourth season as head coach. The Longhorns' dynasty featured 12-consecutive playoff appearances, nine bi-district titles and seven district crowns under McGuire, including another appearance in the state title game in 2012 where Cedar Hill fell to Katy.

McGuire, at only the age of 31, was promoted to head coach at Cedar Hill prior to the 2003 season following six seasons as an assistant coach. Cedar Hill had not recorded a winning season in the eight years prior to his promotion, a streak he quickly ended with a 6-4 campaign in his debut. McGuire was previously an assistant coach at his alma mater, Crowley High School, during the 1995 and 1996 seasons prior to his move to Cedar Hill.

The back-to-back state titles provided McGuire with several opportunities to depart for the collegiate level, a move he wouldn't make until after the 2016 season when Matt Rhule contacted him shortly after his hire as the new head coach at Baylor. Needing someone with extensive ties throughout the state of Texas, Rhule hired McGuire initially as his tight ends coach. The move was perfect timing for McGuire, who had remained at Cedar Hill to coach his son, Garret, for his final two seasons.

Baylor reached bowl eligibility three times with McGuire on staff and were in the midst of an eventual run to the Big 12 crown and a second appearance in the Allstate Sugar Bowl when McGuire was tabbed as Texas Tech's new head coach late in the 2021 season. McGuire served as Baylor's associate head coach during each of his final three seasons as he oversaw three different position groups during his tenure: tight ends (2017-18), defensive ends (2019) and outside linebackers (2020-21).

Following his success helping rebuild the Baylor program, Texas Tech was an ideal fit for McGuire, whose daughter, Raegan, was a recent graduate of the university. McGuire had visited Lubbock numerous times previously either to see his daughter or earlier in life when several life-long friends attended the university. McGuire likes to say he would have attended Texas Tech, himself, had he not met his wife, Debbie. He eventually earned his bachelor's degree in kinesiology from the University of Texas at Arlington in 1995.

The couple's two children are also highly successful in their own walks of life as Garret is entering his third season as a member of the Carolina Panthers coaching staff. He was previously a quarterback at Baylor from 2017-20 before joining the coaching profession. Raegan, meanwhile, is a fashion designer for AMUR in New York City. She is engaged to her fiancé, Joe Tocco.

INSIDE JOEY MCGUIRE & THE BRAND



THE BRAND

The core tenant of the Texas Tech football program under McGuire revolves around The Brand, which stands for his desire that the Red Raiders become the "toughest, hardest-working, most-competitive team in the country." On his final interview for the Texas Tech position, McGuire described his vision for the Red Raider program using The Brand, which President Lawrence Schovanec said "describes West Texas."



THE HALL OF FAMER

There likely isn't a power-five football program in the state of Texas with better ties to its high school coaches than at Texas Tech as McGuire hired five members of his charter coaching staff that have ties to the Texas High School Coaches Association. McGuire, himself, is already a legend at the prep level as a member of the THSCA Hall of Honor and the Texas High School Football Hall of Fame.



COVER GUY

McGuire received one of the highlights of his career this past summer as he graced the cover of *Dave Campbell's Texas Football* alongside longtime friend and UTSA head coach Jeff Traylor. The publication, dubbed the football Bible of Texas, documented McGuire and Taylor's rise from state champion high school coaches to successful collegiate head coaches with the appropriate title, "Forged on Fridays."

THE UNOFFICIAL HOME OF THE THSCA

Since his hire as Texas Tech's head coach, **Joey McGuire** has made it a point to brand the Red Raiders the "unofficial home of the Texas High School Coaches Association." Already a Hall of Famer, himself, McGuire hired a charter staff filled with experience at both the collegiate and high school levels with five assistant coaches who have previous ties to the THSCA as well as a slew of support staff members.

TEXAS TECH FOOTBALL STAFF WITH THSCA TIES

| Name | THSCA Position |
|--|---|
| Joey McGuire | Cedar Hill Head Coach (2003-16) |
| Kenny Perry | Arlington Bowie (2006-12)/Halton City (2004-05)/Sam Houston (2000-03) |
| Josh Cochran | Lindale H.S. Asst. Coach (2015) |
| Zarnell Fitch | Lincoln H.S. Head Coach (2013) / Asst. Coach (2011-12) |
| Emmett Jones | South Oak Cliff H.S. Head Coach (2012-14) |
| Kirby Ennis (Defensive GA) | North Forney H.S. Asst. Coach (2017-19) |
| Jah'Shawn Johnson (Defensive GA) | Ennis H.S. Asst. Coach (2020-21) |
| Brian Nance (Dir. of Scouting) | Temple H.S. Asst. Coach (2018) |
| Dave Martin (Dir. of Player Development) | Cedar Hill H.S. Asst. Coach (1999-03) |

Texas Tech also has three current student-athletes on its roster whose fathers are prominent high school coaches in the state in Allen's Lee Wiginton, the father of redshirt freshman wide receiver **Haydon Wiginton**, Amarillo Tascosa's Ken Plunk, the father of sophomore defensive back **Joseph Plunk** and Eastland's James Morton, the father of redshirt freshman quarterback **Behren Morton**.



FIRST-YEAR HCs at TEXAS TECH

- The 98th season of Texas Tech Football will feature a new look on the sidelines this fall as **Joey McGuire** take over as the 17th head coach in program history. McGuire will be looking to send the Red Raiders back to a bowl game for a second-consecutive season in his debut. If history repeats itself, McGuire could be in store for a solid debut season as 11 of the 16 previous head coaches have recorded a winning record in their first year. Texas Tech has advanced to a bowl game in seven of those seasons previously, most recently in the Holiday Bowl in 2013 under **Kliff Kingsbury**.
- First-year head coaches have found success in their debut season over the past few decades as six of that past seven leaders of the football program have boasted a winning record in their debut season. That list features **David McWilliams** (1986), **Spike Dykes** (1987), **Mike Leach** (2000), **Tommy Tuberville** (2010) and **Kliff Kingsbury** (2013).
- McGuire is the sixth head coach all-time to inherit a football program coming off a bowl appearance, joining the likes of **Steve Sloan**, **Rex Dockery**, **Spike Dykes**, **Tommy Tuberville** and **Kliff Kingsbury**. Of that group, only Tuberville and Kingsbury returned the Red Raiders back to a bowl game during their debut season.
- Of the head coaches in Texas Tech's history, McGuire resembles Dykes likely the best, not only for his charm and engaging personality but also his ties as a former high school head coach. Dykes spent a decade at the prep level with stops as an assistant in Eastland, Ballinger, San Angelo Central and then head coaching roles at Coahoma, Belton, Big Spring, Alice and Midland Lee. After three years as Texas Tech's defensive coordinator, Dykes was promoted to head coach prior to the 1986 Independence Bowl, starting a successful 13 seasons that featured 82 wins.

TEXAS TECH HEAD COACHES ALL-TIME IN DEBUT SEASON

| Name | Year | Record | Bowl |
|--------------------|------|--------|-------------------|
| E.Y. Freeland | 1925 | 6-1-2 | -- |
| Grady Higgenbotham | 1929 | 1-7-2 | -- |
| Pete Cawthon | 1930 | 3-6 | -- |
| Dell Morgan | 1941 | 9-2 | Sun |
| DeWitt Weaver | 1951 | 7-4 | Sun |
| JT King | 1961 | 4-6 | -- |
| Jim Carlen | 1970 | 8-4 | Sun |
| Steve Sloan | 1975 | 6-5 | -- |
| Rex Dockery | 1978 | 7-4 | -- |
| Jerry Moore | 1981 | 1-9-1 | -- |
| David McWilliams | 1986 | 7-5 | Independence |
| Spike Dykes | 1987 | 6-4-1 | -- |
| Mike Leach | 2000 | 7-6 | Gallery Furniture |
| Tommy Tuberville | 2010 | 8-5 | TicketCity |
| Kliff Kingsbury | 2013 | 8-5 | Holiday |
| Matt Wells | 2019 | 4-8 | -- |
| Joey McGuire | 2022 | 3-2 | -- |

RECRUITING SUCCESS UNDER MCGUIRE

- Texas Tech has reaped the benefits of McGuire's ties to the state of Texas in the months following his hire as the Red Raiders signed their best signing class since 2012. The class, boosted by McGuire's hiring in November, was ranked as high as 39th nationally by Rivals, a steady improvement from its spot in the 70s prior to his hire.
- Texas Tech is currently ranked in the top-20 nationally for the 2023 class by both 247Sports and Rivals heading into the 2023 season. If that ranking stands, it would mark the highest-rated recruiting class for the Red Raiders in program history.
- One of the key factors in Texas Tech's recruiting success was the hiring of **James Blanchard** as Director of Player Personnel. Blanchard, who flew alongside McGuire to Lubbock as soon as he received the head coaching position, was recently named one of the top rising personnel and recruiting staffers in the country by the On3.com website.

CEDAR HILL CONNECTIONS

- **Joey McGuire** made his name in the coaching profession during his 14 seasons leading Cedar Hill High School in the Dallas-Fort Worth metroplex. In his first season as Texas Tech's head coach, he'll have five former Cedar Hill standouts on his roster in super senior linebacker **Dimitri Moore**, redshirt freshman outside linebacker **Charles Esters III** and then three true freshmen in defensive lineman **Harvey Dyson III**, defensive lineman **Syncere Massey** and defensive back **Jalon Peoples**.
- The draw of playing for McGuire was so large for Texas Tech's three true freshmen from Cedar Hill that all three committed the night McGuire was named the Red Raiders' new head coach. Their signing plus several other commitments following McGuire's hiring helped push Texas Tech to its best signing class since 2012.
- **Dimitri Moore** is the only Red Raider on the 2022 roster who can actively say he knows exactly what it's like playing for McGuire. The sixth-year senior was on McGuire's final team at Cedar Hill in 2016 before embarking on a successful collegiate career with stops at Vanderbilt and Missouri State. Moore was a member of McGuire's final state championship team at Cedar Hill as a sophomore in 2014.
- While he did not graduate from Cedar Hill, **Jordan Brown** attended the high school up until his senior year as he was a freshman when McGuire departed for Cedar Hill. His older brother, Laquionte Gonzalez, was on a Cedar Hill team under McGuire that played in the Class 6A state title game as a senior in 2012.

NOT THE ONLY COACH IN THE FAMILY

- Turn on a television any weekend this fall and you could possibly see another McGuire roaming the sidelines as **Garret McGuire** is currently in his third season as an offensive assistant with the Carolina Panthers. Garret McGuire previously played under his father at quarterback at Cedar Hill High School before enjoying four years as a backup at Baylor.

WHAT THEY ARE SAYING...

■ Bob Stoops, former Oklahoma head football coach

"I believe this is an awesome hire, I've known Joey a long time, since my first couple of years here going to recruit down in the Dallas area. He's always run a first class program, always very positive and was always close and connected with his players. The players love playing for him. I think football is relative and you do a great job, at whatever level you're playing, I think there is no reason you can't do it at a different level. He got great experience being at Baylor for the last 5 years, being with Matt Rhule, who I think is a heck of a coach. The same thing with Dave Aranda, who's doing a great job in his second year [at Baylor]. He's been influenced by two head coaches that have had really strong success. I believe that Joey is a person that connects, motivates players, and he will connect with the community and high school coaches around the state of Texas. I think he will do a great job."

■ Matt Rhule, Carolina Panthers head football coach

"I think he will be unbelievable ushering in a new era at Tech. I think that he's one in a million. There are not many people like Joey McGuire as a person, as a coach. I think that there's not ever going to be a bad day ever in that facility, those players are going to be developed, they're going to be loved, they're going to be honed, they're going to be developed in every aspect of their life. He's going to bring excitement to all West Texas, especially to Lubbock. For Red Raider Nation I think he's absolutely going to be a bolt of energy, throughout the entire athletic department and you guys are going to play really good football too."

■ Kim Mulkey, LSU head women's basketball coach

"I am so happy for Joey. Not only is he a great coach, he has the people skills to recruit. He is well connected to the Texas high school coaches. Texas Tech will love him and his wife, Debbie and their two children."

■ Mack Brown, North Carolina head football coach

"I'm thrilled Coach McGuire is receiving this opportunity at Texas Tech because he's earned it. He was a great high school coach during my time at Texas and it doesn't surprise me at all that he's worked his way to a head coaching position in the Big 12. He's a smart, innovative coach, who brings deep ties to Texas high school football with him to Lubbock. I've always admired him, and if I had a son, I would want him to play for Coach McGuire. I think Texas Tech made a smart decision here and Coach McGuire will do an excellent job for them."

■ Joe Martin, Executive Director of THSCA

"I am very proud and excited for Joey on being selected the next head football coach at Texas Tech. He is a hometown product starting as a player at Crowley and working his way up the ranks to head coach at Cedar Hill and eventually as associate head coach at Baylor. He is a past member of the THSCA Board of Directors and has many friends in the high school coaching community across the state. Joey is as good as they come as a coach and we wish him the best!"

■ Glen West, Assistant Executive Director of THSCA

"Joey is one of our own. He is a personable friend to many. In the world we live in today where fewer and fewer coaches have fewer communication with college coaches than in the past, this is a refreshing change. We feel there will be an open dialogue with all the high school coaches in the state, and he will get our full support. Joey is never too busy for you. He's the same guy he was at Baylor as he was when he was the head coach at Cedar Hill High School. Parents will love him. Players will love him. It's going to be a fun time. We are over the top excited for his hire at Texas Tech."



SERIES HISTORY



| | |
|---|--|
| OKLAHOMA STATE (23-23-3) | |
| GP: 49; Home: 13-8-2; Away: 9-14-1; Neutral: 1-1; OT: 0-0 | |
| Big 12: 11-15 (Home: 7-6; Away: 3-9; Neutral: 1-0). | |
| Jones AT&T Stadium: 18 (10-6-2). | |
| Tech Stadium: 5 (3-2). | |
| Boone Pickens Stadium/Lewis Field: 21 (8-13). | |
| in Oklahoma City: 3 (1-1-1). | |
| in Tokyo, Japan: 1 (0-1). | |
| Games decided by 3 points or less: 11 (3-5-3). | |
| Games decided by 7 points or less: 21 (6-12-3). | |
| Most Points-TTU: 58 (58-0 win on Nov. 11, 2000). | |
| Most Points-OSU: 70 (70-53 loss on Oct. 31, 2015). | |
| Fewest Points-TTU: 0, 2x (23-0 loss on Nov. 20, 2021). | |
| Fewest Points-OSU: 0, 3x (last: 58-0 loss on Nov. 11, 2000) | |
| Largest Win: 58 (58-0 win on Nov. 11, 2000). | |
| Largest Loss: 60 (66-6 loss on Nov. 12, 2011). | |
| Win Streak: 4 (Sept. 23, 1989-Oct. 9, 1999). | |
| Loss Streak: 9 (Nov. 14, 2009-Sept. 30, 2017). | |
| Most Attended: 61,836 on Nov. 2, 2013 in Lubbock, Texas. | |
| Last 10: 2-8 Last 20: 6-14 | |

SERIES HISTORY

| Date | Loc. | W/L | TTU | OSU | Att. |
|-----------------|------|-----|-----|-----|--------|
| Nov. 2, 1935 | H-TS | W | 14 | 0 | N/A |
| Nov. 6, 1936 | H-TS | W | 12 | 0 | N/A |
| Oct. 30, 1937 | A | W | 14 | 6 | N/A |
| Sept. 27, 1940 | A& | T | 6 | 6 | 9,000 |
| Oct. 3, 1941 | A& | W | 16 | 6 | N/A |
| Oct. 10, 1942 | H-TS | L | 6 | 9 | 6,000 |
| Sept. 24, 1943 | A& | L | 13 | 21 | 7,000 |
| Oct. 7, 1944 | H-TS | L | 7 | 14 | N/A |
| Nov. 17, 1945 | A | L | 6 | 46 | N/A |
| Nov. 16, 1946 | H-TS | W | 14 | 7 | 13,000 |
| Oct. 3, 1953 | A | W | 27 | 13 | 10,000 |
| Oct. 2, 1954 | H-JS | T | 13 | 13 | 24,500 |
| Oct. 1, 1955 | A | W | 24 | 6 | 16,000 |
| Nov. 3, 1956 | H-JS | T | 13 | 13 | 17,000 |
| Nov. 2, 1957 | A | L | 0 | 13 | 25,000 |
| Oct. 16, 1965 | H-JS | W | 17 | 14 | 29,825 |
| Nov. 5, 1966 | H-JS | W | 10 | 7 | 28,175 |
| Oct. 4, 1969 | A | L | 10 | 17 | 28,500 |
| Oct. 6, 1973 | A | W | 20 | 7 | 41,000 |
| Oct. 5, 1974 | H-JS | W | 14 | 13 | 42,158 |
| Oct. 4, 1975 | A | L | 16 | 17 | 43,500 |
| Dec. 4, 1988 | N* | L | 42 | 45 | 56,000 |
| Sept. 23, 1989 | A | W | 31 | 15 | 40,200 |
| *Sept. 7, 1996 | N\$ | W | 31 | 3 | 30,269 |
| *Nov. 15, 1997 | A | W | 27 | 3 | 39,400 |
| *Oct. 10, 1998 | H-JS | W | 24 | 17 | 47,589 |
| *Oct. 9, 1999 | A | L | 21 | 41 | 44,125 |
| *Nov. 11, 2000 | H-JS | W | 58 | 0 | 44,710 |
| *Nov. 10, 2001 | A | W | 49 | 30 | 32,332 |
| *Nov. 9, 2002 | H-JS | W | 49 | 24 | 44,545 |
| *Oct. 18, 2003 | A | L | 49 | 51 | 48,500 |
| *Nov. 27, 2004 | H-JS | W | 31 | 15 | 51,717 |
| *Nov. 12, 2005 | A | L | 17 | 24 | 40,035 |
| *Nov. 18, 2006 | H-JS | W | 30 | 24 | 45,457 |
| *Sept. 22, 2007 | A | L | 45 | 49 | 37,850 |
| *Nov. 8, 2008 | H-JS | W | 56 | 20 | 55,663 |
| *Nov. 14, 2009 | A | L | 17 | 24 | 52,811 |
| *Oct. 16, 2010 | H-JS | L | 17 | 34 | 60,454 |
| *Nov. 12, 2011 | H-JS | L | 6 | 66 | 57,205 |
| *Nov. 17, 2012 | A | L | 21 | 59 | 55,341 |
| *Nov. 2, 2013 | H-JS | L | 34 | 52 | 61,836 |
| *Sept. 25, 2014 | A | L | 35 | 45 | 55,958 |
| *Oct. 31, 2015 | H-JS | L | 53 | 70 | 54,872 |
| *Nov. 12, 2016 | A | L | 44 | 45 | 54,288 |
| *Sept. 30, 2017 | H | L | 34 | 41 | 60,901 |
| *Sept. 22, 2018 | A | W | 41 | 17 | 53,166 |
| *Oct. 5, 2019 | H | W | 45 | 35 | 56,479 |
| *Nov. 28, 2020 | A | L | 44 | 50 | 14,645 |
| *Nov. 20, 2021 | H | L | 0 | 23 | 53,169 |

*Big 12 Conference game | * Coca Cola Classic (Tokyo, Japan)
JS-Jones AT&T Stadium | TS-Tech Stadium
\$ Cowboys Stadium (Irving, Texas) | & in Oklahoma City, Okla.

TEAM NOTEBOOK

TEXAS TECH, OKLAHOMA STATE SET FOR 50TH MEETING

- Saturday will mark the 50th all-time meeting between Texas Tech and Oklahoma State in a series that is tied at 23-23-3 entering this weekend. The two schools have split the previous four contests with the Red Raiders claiming a 41-17 victory in Stillwater in 2018 and a 45-35 win in Lubbock early in the 2019 campaign. Oklahoma State followed with a 50-44 victory in Texas Tech's last visit to Boone Pickens Stadium in 2020 and then added a 23-0 shutout a year ago.
- This is the 15th-consecutive season and the 21st time overall the Red Raiders have faced a ranked Oklahoma State team. Texas Tech has five wins in its history over a ranked Cowboys team after securing a 27-3 victory in 1997, a 31-15 win in 2004, a 56-20 rout in 2008, a 41-17 win in 2018 and then its 45-35 victory in 2019.
- The Red Raiders are 11-15 against the Cowboys during the Big 12 era despite winning seven of the first nine meetings after the league formed prior to the 1996 season.
- The Red Raiders snapped a nine-game losing streak to Oklahoma State in their 2018 visit to Stillwater following a 41-17 victory in 2018. It marked the first time Texas Tech had topped Oklahoma State away from home since the 2001 season.
- The victory over Oklahoma State in 2019 marked Texas Tech's first at home against the Cowboys since the 2008 season as the Red Raiders created five takeaways and totaled seven sacks, their most in a game since 2009.
- Texas Tech and Oklahoma State have produced several high-scoring shootouts in recent years as the two schools have combined for at least 75 points in eight of the past 10 meetings. The two schools have combined for 50 or more points in 11 of the past 12 seasons and in 19 of the past 23 contests overall.
- The lone exception to the high-scoring tendency between the two schools was last season's 23-0 victory by the Cowboys. The shutout marked the first time the Red Raiders had been blanked since falling at No. 2 Nebraska, 29-0, on Oct. 18, 1997, snapping a streak of 302-consecutive games with points. Texas Tech was shut out at home for the first time since a 31-0 loss to Arkansas on Oct. 10, 1987.

TEXAS TECH, OKLAHOMA STATE CONNECTIONS

- Texas Tech boasts five Oklahoma natives on its roster in senior linebacker **Patrick Curley** (Wagoner), true freshman defensive back **Maurion Horn** (Broken Arrow), redshirt freshman **Isaac Smith** (Wagoner), senior defensive back **Dadrian Taylor-Demerson** (Oklahoma City) and senior defensive back **Cameron Watts** (Tulsa). Watts attended Northeast Oklahoma A&M prior to transferring to Texas Tech in 2020.
- On the Oklahoma State staff, cornerbacks coach **Tim Duffie** earned his degree in exercise and sports science from Texas Tech in 1999 following a four-year career for the Red Raiders. Duffie was a two-year starter for head coach **Spike Dykes** where he recorded 202 tackles, including six for a loss, to go along with three pass breakups and a pair of interceptions. This is his eighth season on the Oklahoma State coaching staff.
- Texas Tech super senior linebacker **Dimitri Moore** will recognize one member of the Oklahoma State in defensive coordinator **Derek Mason**, who was the head coach at Vanderbilt during Moore's first four collegiate seasons (2017-20). Mason recruited Moore off the final Cedar Hill team that was coached by Texas Tech head coach **Joey McGuire** prior to his move to the collegiate level at Baylor.
- Oklahoma State starting center **Preston Wilson** is the older brother of Texas Tech true freshman offensive lineman **Sheridan Wilson**. The two brothers come from an athletic family as their father, Jon Wilson, was a four-year starter at Auburn from 1988-92.
- Texas Tech added two transfers from Oklahoma State soon after **Joey McGuire's** hiring with the Red Raiders in sophomore offensive lineman **Monroe Mills** and redshirt freshman wide receiver **Haydon Wiginton**. Mills has started all five games this season at right tackle, while Wiginton has a reception for seven yards in one appearance this season.
- Oklahoma State Director of Athletics **Chad Weiberg** was previously on staff at Texas Tech as he served as Deputy A.D. from 2015-17. Weiberg departed **Kirby Hocutt's** staff to accept the same position at Oklahoma State, which ultimately led to his promotion in 2021 to the Athletics Director chair.

CAREER NOTABLES VERSUS THE COWBOYS

- **SaRodrick Thompson** is averaging 5.8 yards per carry over his career against Oklahoma State as he has carried 47 times for 271 yards and three touchdowns over four games. Thompson rushed 13 times for 57 yards and a score in the 2018 meeting and then followed with 12 carries for 69 yards in 2019. He followed with 17 carries for 133 yards and a pair of touchdowns in 2020, marking his fourth 100-yard performance of his career at the time and his third of the season. He was limited to only five carries in the 2021 matchup. His 67.8 yards per game all-time versus the Cowboys ranks third compared to matchups against other Big 12 schools.
- **Loic Fouonji** found the end zone for the first time in his career in the 2020 matchup against Oklahoma State as he hauled in a 31-yard touchdown with just under two minutes to play. It was part of two catches for 36 yards on the day versus the Cowboys.

STATISTICAL MATCHUP: TEXAS TECH vs. OKLAHOMA STATE

| CATEGORY | TECH | NCAA | BIG 12 | OSU | NCAA | BIG 12 |
|----------------------------|-------|-------|--------|-------|-------|--------|
| Scoring Offense | 35.0 | 38th | 8th | 47.8 | 5th | 2nd |
| Total Offense | 475.6 | 23rd | 4th | 478.2 | 20th | 3rd |
| Rushing Offense | 113.4 | 109th | 9th | 164.0 | 63rd | 7th |
| Passing Offense | 362.2 | 4th | 1st | 314.2 | 15th | 2nd |
| Passing Efficiency | 139.4 | 70th | 8th | 161.6 | 28th | 4th |
| Time of Possession | 30:31 | 52nd | 6th | 26:37 | 121st | 8th |
| Scoring Defense | 27.6 | 82nd | 9th | 23.2 | 58th | 6th |
| Total Defense | 353.6 | 51st | 4th | 396.8 | 87th | 9th |
| Rushing Defense | 148.4 | 77th | 9th | 111.5 | 34th | 4th |
| Passing Defense | 205.2 | 46th | 2nd | 285.2 | 122nd | 10th |
| Passing Efficiency Defense | 132.6 | 76th | 7th | 135.2 | 80th | 8th |
| QB Sacks Per Game | 2.4 | 42nd | 5th | 3.0 | 18th | 1st |
| Tackles for Loss | 6.4 | 42nd | 5th | 9.2 | 3rd | 1st |
| Net Punting | 39.9 | 56th | 4th | 40.1 | 54th | 3rd |
| Punt Returns | 8.3 | 57th | 6th | 12.3 | 27th | 5th |
| Kickoff Returns | 23.2 | 38th | 4th | 31.3 | 6th | 1st |
| Turnover Margin | -6 | 122nd | 10th | E | 59th | 5th |

THOMPSON vs. THE BIG 12

Career rushing totals for SaRodrick Thompson against Big 12 opponents

| School | GP | Yards | YPG | Tds |
|----------------|----|-------|------|-----|
| Baylor | 3 | 239 | 79.7 | 2 |
| Iowa State | 3 | 116 | 38.7 | 3 |
| Kansas | 3 | 180 | 60.0 | 1 |
| Kansas State | 4 | 204 | 51.0 | 3 |
| Oklahoma | 3 | 137 | 45.7 | 1 |
| Oklahoma State | 4 | 271 | 67.8 | 3 |
| TCU | 3 | 150 | 50.0 | 3 |
| Texas | 4 | 314 | 78.5 | 3 |
| West Virginia | 4 | 151 | 37.8 | 5 |

- **Adrian Frye** boasts an interception against Oklahoma State as he picked off Taylor Cornelius early in the fourth quarter of the 2018 victory by the Red Raiders. The interception was the third of the year for Frye, who eventually earned Freshman All-American honors at the end of the season.
- **Austin McNamara's** career average has been boosted by strong showings against Oklahoma State over the past three years as he is averaging 47.3 yards per game versus the Cowboys. That average includes a 56.4 clip on nine attempts last season, which finished just shy of the Texas Tech single-game record of 57.0 yards an attempt that was set by Alex Reyes in a 2004 win over Baylor. McNamara also set an FBS record against Oklahoma State with eight punts of at least 50 yards, breaking the previous mark of seven that was set by Colorado's Mark Mariscal in a 2002 home game against USC.
- **Xavier White** nearly joined Thompson with a 100-yard game of his own as he carried nine times for 98 yards in Texas Tech's last visit to Stillwater in 2020, which included a 70-yard touchdown scamper in the third quarter. Had he totaled two more yards on the ground, it would have marked only the third time in school history where the Red Raiders boasted two different 100-yard rushers in a game.

STRETCH NOT SEEN IN RECENT MEMORY

- The start to the **Joey McGuire** era has not been an easy one for the Red Raiders, who are in the midst of a stretch against five-straight ranked opponents. Texas Tech is 2-2 so far during that stretch with wins over then-No. 25 Houston and No. 22/19 Texas and losses at both No. 16/12 N.C. State and No. 25 Kansas State. It continues this Saturday at No. 7 Oklahoma State, which will match the longest streak against top-25 foes in school history that was previously set in 2012.
- This is the first time in program history the Red Raiders have had five ranked opponents fall in the first six games of their schedule. The same could be said a week ago as well with four ranked opponents in the first five games as well.
- In fact, the challenging start to the season ranks among the most difficult in recent memory as Texas Tech is only the fourth team since 1980 to face an Associated Press top-25 opponent in five of the first six games of a season. According to research from STATS, Inc., Texas Tech joins the likes of Michigan State (1987), Tennessee (1991) and Ohio State (1995) in facing similar challenging starts against AP top-25 teams.
- Of those four schools, Texas Tech is the only school to feature a first-year head coach in **Joey McGuire**. He becomes the first head coach in the FBS since 1980 to face five AP top-25 opponents in the first six games of his debut season.
- Entering the sixth full week of the college football season, Texas Tech is the only school in the country to already face four top-25 opponents. Florida ranks second nationally as the Gators have gone against three AP ranked foes through this past weekend.

TEXAS TECH AGAINST RANKED OPPONENTS

- As already mentioned, the Red Raiders are more than familiar with top-25 opponents as Oklahoma State will mark Texas Tech's fifth ranked foe already this year. Texas Tech has faced five-consecutive ranked opponents only once previously, which came in 2012 when the Red Raiders went 2-3 during a stretch against No. 14 Oklahoma (L, 20-41), No. 4 West Virginia (W, 49-14), at No. 21 TCU (W, 56-53 in 3OT), at No. 4 Kansas State (L, 55-24) and against No. 22 Texas (L, 31-22).
- With its win over Texas, the Red Raiders recorded multiple wins over ranked opponents in the same season for the first time since 2012 when Texas Tech topped No. 4 West Virginia and No. 21 TCU in consecutive games. Texas Tech has not dropped three ranked opponents in the same season since 2008 when the Red Raiders knocked off No. 19 Kansas, No. 1 Texas and No. 8 Oklahoma State over three-straight games.
- The victory over Texas marked the first time in program history where Texas Tech defeated multiple ranked opponents in the first four games of a season. In its history, Texas Tech had started off only one other season with three of its first four games against ranked opponents as the Red Raiders last did so in 1978 against the likes of No. 9 Southern Cal, No. 6 Texas and No. 7 Texas A&M.
- The victory over Houston marked Texas Tech's first win over a ranked opponent since early in the 2019 campaign when the Red Raiders surprised No. 21 Oklahoma State with a 45-35 victory inside Jones AT&T Stadium. It also marked Texas Tech's first win over a ranked non-conference opponent since defeating No. 20 Arizona, 24-14, at home to start the 1989 season. It snapped a streak of 13-consecutive regular season losses against ranked non-conference foes. The Cougars represented the first top-25 non-conference opponent to fall on the Red Raiders' schedule since Texas Tech fell at No. 17 Houston, 29-28, early in the 2009 season.
- For **Joey McGuire**, he became only the second head coach in program history to defeat a top-25 team in his first game against a ranked opponent after topping Houston. He joins **Kliff Kingsbury** as the only other head coach to do so after the Red Raiders edged No. 24 TCU, 20-10, in what was only the third game of Kingsbury's tenure in 2013.
- The win over Texas, meanwhile, helped McGuire join both Kingsbury and **JT King** (1961) are the only two head coaches in program history to record multiple wins against ranked opponents in their debut season. Kingsbury also topped No. 16 Arizona State in the Holiday Bowl to wrap the 2013 season, while King led the Red Raiders to victories over No. 21 TCU and No. 23 Baylor in 1961. McGuire would become the first head coach in program history with three ranked wins in his debut season with a victory over Oklahoma State.

MIDDLE EIGHT GOING THE RED RAIDERS' WAY

- One of the key components of **Joey's McGuire's** official "Plan to Win" at Texas Tech is for the Red Raiders to win the middle eight minutes (last four of second half, first four of third quarter). Thus far, the Red Raiders are outscoring opponents 38-14 during that time.
- The Red Raiders have been particularly effective heading into the half, scoring touchdowns with less than four minutes remaining against Murray State, Houston, N.C. State and Kansas State. The touchdowns versus both Houston and N.C. State came with less than a minute remaining and were the result of explosive plays from **Myles Price**, who went 54 yards to the end zone against the Cougars and 24 yards versus the Wolfpack.
- Texas Tech went into the half feeling good at Kansas State after 10 quick points before the clock ran out as **Nehemiah Martinez** caught a six-yard touchdown pass with 1:24 remaining and **Trey Wolff** nailed a 51-yard field goal as time expired. The field goal from Wolff marked the longest of his career.

A CHALLENGING START TO THE SEASON

Stats, Inc. research into the number of times since 1980 where schools have faced five top-25 teams in the first six games.

| Year | School | Record* |
|------|----------------|---------|
| 1987 | Michigan State | 4-2 |
| 1991 | Tennessee | 4-2 |
| 1995 | Ohio State | 6-0 |
| 2022 | Texas Tech | 3-2 |

* indicates record through first six games.


MEMORABLE TOP-25 WINS

Texas Tech wins over top-25 foes since 2002

| Year | Opponent | Result |
|------|------------------------|----------------|
| 2002 | at #23 Texas A&M | W, 48-47 (OT) |
| 2002 | #3 Texas | W, 42-38 |
| 2004 | #23 Oklahoma State | W, 31-15 |
| 2004 | vs. #4 Cal | W, 45-31 |
| 2005 | #25 Oklahoma | W, 23-21 |
| 2007 | #3 Oklahoma | W, 34-27 |
| 2008 | #1 Texas | W, 39-33 |
| 2008 | #8 Oklahoma State | W, 56-20 |
| 2009 | at #15 Nebraska | W, 31-10 |
| 2010 | #14 Missouri | W, 24-17 |
| 2011 | at #1 Oklahoma | W, 41-38 |
| 2012 | #4 West Virginia | W, 49-14 |
| 2012 | at #21 TCU | W, 56-53 (3OT) |
| 2013 | #24 TCU | W, 20-10 |
| 2013 | vs. #16 Arizona State* | W, 37-23 |
| 2018 | at #15 Oklahoma State | W, 41-17 |
| 2019 | #21 Oklahoma State | W, 45-35 |
| 2022 | #25 Houston | W, 33-30 (2OT) |
| 2022 | #22 Texas | W, 37-34 (OT) |

* indicates bowl game

ON THIS DATE...



TEXAS TECH 34, NEBRASKA 31

Date: Oct. 8, 2005

Location: Lincoln, Neb. | Attendance: 77,580

Recap: Texas Tech's last win on Oct. 8 came in thrilling fashion as Cody Hodges found Joel Filani with 12 seconds remaining to send the 15th-ranked Red Raiders to a 34-31 victory at Nebraska. The win improved Tech to 5-0, its best start at the time since 1998.

TEXAS TECH ALL-TIME ON OCT. 8

| Year | Opponent | Result |
|------|------------------|----------|
| 2016 | at Kansas State | L, 38-44 |
| 2011 | #23 Texas A&M | L, 40-45 |
| 2005 | at Nebraska | W, 34-31 |
| 1994 | at Rice | L, 21-24 |
| 1988 | at #20 Arkansas | L, 10-31 |
| 1983 | New Mexico | L, 10-30 |
| 1977 | at Arizona | W, 32-26 |
| 1965 | at TCU | L, 3-6 |
| 1960 | at TCU | L, 7-21 |
| 1955 | at Texas Western | T, 27-27 |
| 1949 | Tulsa | W, 15-10 |
| 1938 | at Oklahoma City | W, 60-0 |
| 1927 | at TCU | L, 6-16 |
| 1926 | St. Edward's | W, 7-6 |

THE LAST MEETING...



#9 OKLAHOMA STATE 23, TEXAS TECH 0

Date: Nov. 20, 2021

Location: Lubbock, Texas | Attendance: 53,169

Recap: Oklahoma State wrapped up its first spot in the Big 12 championship game with a 23-0 victory over Texas Tech, stopping a Red Raider offense in the process that had scored in 302-consecutive games. The Oklahoma State defense limited the Red Raiders to only 108 total yards, which included a 25-yard pass on the final drive.

RUSHING: Oklahoma St.-Richardson,Domi 20-84; Sanders,Spencer 6-48; Warren,Jaylen 12-37; Jackson,Dezmon 7-17; Martin,Tay 1-9; TEAM 2-minus 7. Texas Tech-Morton,Behren 2-15; Thompson, S. 5-12; Geiger,Kaylon 1-10; White, Xavier 3-3; Brooks,Tahj 3-1; Tee-ter,Henry 1-0; Smith,Donovan 11-minus 16.

PASSING: Oklahoma St.-Sanders,Spencer 19-37-0-239; Richardson,John 0-1-0-0. Texas Tech-Smith,Donovan 9-29-0-83; Morton,Behren 1-3-0-0.

RECEIVING: Oklahoma St.-Martin,Tay 7-130; Richardson,John 6-41; Green,Blaine 3-46; Richardson,Domi 2-20; Carter,Logan 1-2. Texas Tech-Tharp,Mason 3-39; Geiger,Kaylon 2-11; Ezukanma,Erik 2-6; Mannix, McLane 1-16; Brooks,Tahj 1-12; Price, Myles 1-minus 1.

PRESEASON HONORS

TAHJ BROOKS (RB)
Phil Steele Preseason All-Big 12 Third Team

BAYLOR CUPP (TE)
John Mackey Award Watch List
Phil Steele Preseason All-Big 12 Second Team

ADRAIN FRYE (DB)
Reese's Senior Bowl Watch List

JAYLON HUTCHINGS (DT)
Phil Steele Preseason All-Big 12 Third Team

AUSTIN MCNAMARA (P)
Ray Guy Award Watch List
Phil Steele Preseason All-Big 12 Second Team

KRISHON MERRIWEATHER (LB)
Phil Steele Preseason All-Big 12 Second Team

REGGIE PEARSON JR. (DB)
Reese's Senior Bowl Watch List

MYLES PRICE (WR)
Paul Hornung Award Watch List
Phil Steele Preseason All-Big 12 Third Team

CALEB ROGERS (OL)
Phil Steele Preseason All-Big 12 Fourth Team

TYLER SHOUGH (QB)
Johnny Unitas Award Watch List
Reese's Senior Bowl Watch List

COLE SPENCER (OL)
Outland Trophy Watch List
Phil Steele Preseason All-Big 12 Fourth Team

RAYSHAD WILLIAMS (DB)
Phil Steele Preseason All-Big 12 Second Team

DADRION TAYLOR-DEMERSON (DB)
Phil Steele Preseason All-Big 12 Second Team

MARQUIS WATERS (DB)
Phil Steele Preseason All-Big 12 Fourth Team

RAYSHAD WILLIAMS (DB)
Phil Steele Preseason All-Big 12 Second Team

TYREE WILSON (OLB)
Reese's Senior Bowl Watch List
Chuck Bednarik Award Watch List
Phil Steele Preseason All-Big 12 Fourth Team


INJURY REPORT

| | |
|--------------------------------|--|
| OCT. 3 UPDATE | |
| OUT VS OKLAHOMA STATE | |
| RB #0 Cam/Ron Valdez | |
| QUESTIONABLE VS OKLAHOMA STATE | |
| WR #1 Myles Price | |

| | |
|---|--|
| OUT FOR SEASON | |
| OLB #54 Bryce Ramirez | |
| OL #74 Cole Spencer, announced Sept. 5 | |
| WR #15 Cam Cantrell, announced Aug. 29 | |
| LB #33 Matthew Young, announced Aug. 29 | |
| LB #34 Bryce Robinson, announced Aug. 29 | |
| DL #93 Trevon McAlpine, announced Aug. 29 | |

A \$200 MILLION INVESTMENT

- Texas Tech announced its largest investment into the Red Raider football program to date in July as the athletics department unveiled plans for an approximate \$200 million facilities project to construct a new south end zone building to Jones AT&T Stadium, which will connect to the new Dustin R. Womble Football Center. The newly-constructed facilities will include over 300,000 combined square feet and blend world-class modern design and technology elements with Spanish architecture well known to Texas Tech supporters.
- Texas Tech will relocate its coaches' offices to the third floor of the south end zone, which will overlook Cody Campbell Field at Jones AT&T Stadium and connect to both the Womble Football Center and the Sports Performance Center through a skybridge. Plans are for the Womble Football Center to be constructed on the same land that currently occupies the present Football Training Facility, featuring two stories in height as well as the expansion to Sixth Street to further increase the overall square footage of the facility.
- Texas Tech will maintain its football strength and conditioning, sports medicine and equipment areas on the main level of the Womble Football Center as part of the new layout. The second floor will connect to the skybridge, housing many of the football program's meeting spaces, including individual position rooms and the Spike Dykes Team Meeting Room. This floor will also feature a revolutionary 6,000-plus square foot multi-purpose walkthrough area designed to allow for large-scale indoor team strategy implementation, instruction and technique evaluation.
- Between the south end zone project and the Womble Football Center, the two facilities will contain space for both recruiting and players' lounges, a new player locker room, a television studio for gameday and social media content as well as a significant investment into technology through digital signage and displays.
- The project is slated for groundbreaking immediately following the 2022 football season in anticipation of opening in 2024.



60 MINUTES JUST ISN'T ENOUGH

- Texas Tech overcame a 14-point deficit in the second half to defeat Texas, its largest since overcoming a similar amount in the 2021 season opener against Houston. Additionally, it marked the first time the Red Raiders had rallied from a deficit of at least 14 points to win a Big 12 game since trailing by 20 points in a 45-34 victory at Kansas in 2011. It also matched the second-largest deficit Texas Tech has ever rallied back from in its series against Texas as the Red Raiders overcame a 17-point deficit in its 1988 win at home.
- Texas Tech is now 9-7 all-time in overtime games after going past regulation to defeat both No. 25 Houston and No. 22/19 Texas. The win over Houston snapped a three-game losing streak in overtime contests as the Red Raiders' last overtime win came in 2016 with a 27-24 victory at TCU. Like **Donovan Smith**, Texas Tech also capitalized on the quarterback scramble in that win as **Patrick Mahomes II** found the end zone from 15 yards out in the first overtime, which was followed by a **Clayton Hatfield** 37-yard field goal to win it a period later.
- Texas Tech has won multiple overtime games in a season for only the third time since the NCAA began allowing games to go past regulation in 1996. The Red Raiders also scored multiple overtime wins in 2012 (Kansas, at No. 21 TCU) as well as 2006 (at UTEP, bowl game versus Minnesota). The victory over Texas marked the first time in program history that the Red Raiders won back-to-back home games in overtime.
- Texas Tech is now 4-4 all-time in overtime games against ranked opponents as prior to this season, the Red Raiders had only recorded wins over No. 23 Texas A&M in a memorable 2002 victory and then No. 21 TCU in 2013. The Red Raiders had gone to overtime in two of the last three seasons previously, falling at No. 22 Baylor and against No. 8 Texas in 2020.
- Texas Tech is one of only four schools to play multiple overtime games through the first five weeks of the college football season as the Red Raiders are joined by Bowling Green, Houston and UTSA. Houston leads all FBS programs with three overtime games already this season.

NON-CONFERENCE SLATE PREPARES RED RAIDERS FOR BIG 12 PLAY

- Prior to the season, Texas Tech knew it was facing one of the most-challenging non-conference slates in college football as the Red Raiders were paired with a potential top-10 team in N.C. State and a Houston program many thought was a contender for a New Years Six bowl. Texas Tech was one of only four power-five conference schools that were slated to face at least two non-conference opponents ranked in the preseason Associated Press top 25. That list also included Pac-12 programs Oregon and Stanford along with the SEC's Arkansas.
- There is just one power-five program, Mississippi State, that had more preseason AP top-25 teams on its season schedule than Texas Tech with six. The Red Raiders' schedule pit them against five AP preseason top-25 ranked opponents as Texas Tech was one of 10 power-five teams that was faced with that type of 2022 schedule (Georgia Tech, Louisville, North Carolina, Syracuse, Stanford, Arkansas, Auburn, South Carolina and Vanderbilt).
- Since both Houston and N.C. State remained in the top-25 polls prior their matchups with the Red Raiders, it marked the first time since 2002 that Texas Tech has faced multiple ranked non-conference opponents in a season. The Red Raiders previously started the 2002 campaign at No. 12 Ohio State before traveling later to face No. 16 N.C. State in the fourth week of the season.
- It was only the sixth time the Red Raiders have faced multiple ranked non-conference opponents in a regular season since joining the Southwest Conference in 1960. Texas Tech also faced multiple ranked non-conference teams in 1994 (No. 1 Nebraska, No. 21 Oklahoma), 1992 (No. 15 Oklahoma, No. 25 N.C. State), 1990 (No. 18 Ohio State, No. 8 Miami) and 1975 (No. 15 Oklahoma State, No. 13 Arizona).

MORE ON THE SCHEDULE...

- Texas Tech will host seven games in 2022, the most in a single season since 2009. In the previous 97 seasons of football, the Red Raiders have hosted seven or more games 12 times. Tech is a combined 66-21-1 in those 12 seasons.
- Before the two become league mates, Texas Tech and Houston closed a four-game series against each other with the Cougars' trip to Lubbock in week two. The Red Raiders have now won 10 of the past 11 meetings against the Cougars and are 5-1 in the six meetings since the Southwest Conference folded after the 1995 season.

MCGUIRE ERA KICKS OFF WITH CHALLENGING START

(Power-five teams with multiple games scheduled against ranked non-conference foes in preseason polls)

| School (Conference) | Opponent | Opponent |
|---------------------|-----------------|-----------------|
| Texas Tech (Big 12) | Houston (24) | N.C. State (13) |
| Stanford (Pac-12) | Notre Dame (5) | BYU (25) |
| Oregon (Pac-12) | Georgia (3) | BYU (25) |
| Arkansas (SEC) | Cincinnati (23) | BYU (25) |

All rankings based on AP top 25 preseason poll (Aug. 15)

MOST CHALLENGING SCHEDULES ALL-TIME

(Most games against top-25 teams in a season at Tech)

| Year(s) | No. of Games |
|--------------------|--------------|
| 2002 | 7 |
| 2011, 2012, 2022 | 6 |
| 10 Different Years | 5 |

Rankings based on both AP and coaches poll at time of the game.

- The Red Raiders traveled to N.C. State on Sept. 17 for the first meeting of a home and home series. The Wolfpack will make a return trip to Lubbock during the 2027 season.
- The Red Raiders are in the midst of their only back-to-back road games during the 2022 season as last weekend's trip to Kansas State is followed by Oklahoma State this Saturday.
- The Red Raiders' Nov. 19 game against Iowa State this season will be the third November pairing in Ames in the history of the series. The first November matchup was Nov. 22, 2014 - kickoff temperature was 54 degrees at the 2:35 p.m. kickoff - which was a 34-31 win for Texas Tech. The second was Nov. 19, 2016 - kickoff temperature was 38 degrees with a 32 degree wind chill for the 2:35 p.m. kickoff - which was a 66-10 loss.
- Home for Thanksgiving weekend: Turkey Day will be celebrated with a home game this season for the first time since 2010 when the Red Raiders welcomed Houston. Texas Tech has not hosted a Thanksgiving weekend game at home against a conference opponent since 2008 when the Red Raiders, edged Baylor, 35-28. This year's opponent for the weekend will be Oklahoma (Nov. 26).
- Texas Tech closes the 2022 regular season at home versus Oklahoma on Nov. 26. The Red Raiders will be seeking their first victory over the Sooners since defeating the then-No. 1 team, 41-38, in 2011. Soon-there-after the much anticipated project on the South End Zone renovation will commence.

PLENTY OF EXCITEMENT FOR MCGUIRE ERA

- The excitement over **Joey McGuire's** hire has been felt across Texas Tech Athletics since last November as the athletics department saw significant increases in ticket sales heading into the season opener. Texas Tech boasts more than 7,000 new season ticket holders this year, pushing its total to more than 28,000, which ranks in the top 10 all-time in school history.
- In addition to the rise in ticket sales, McGuire experienced sold out crowds throughout the state of Texas as part of the Red Raider Club Wreck'Em Tour. McGuire, who spoke to more than 50 groups since his hire this past year, sold out events in Dallas, Fort Worth, Midland, Abilene, San Antonio and Houston as part of the tour to greet donors and supporters throughout the state. Texas Tech also benefited from sold out crowds in Lubbock with more than 1,300 fans who attended the Red Raider Club Kickoff Luncheon prior to the season.
- The hype is real: Game one of the **Joey McGuire** era marked the largest home opening crowd (58,823) since 2016 when Texas Tech hosted Stephen F. Austin (60,097). The attendance mark against Murray State ranked just outside the top-10 all-time in Jones At&T Stadium history.
- Texas Tech announced a sellout for its win over Texas as 60,975 fans enjoyed the Red Raiders' victory over their in-state rival. That attendance number marked the fourth-highest in Jones AT&T Stadium history and its highest all-time in the series versus Texas. It was the first sellout for Texas Tech since doing so in back-to-back weeks late in the 2018 season against Oklahoma and Texas.
- Through three home games, Texas Tech has been at 97.1 percent of its capacity, which ranks 21st in the country and third in the Big 12 Conference. The Red Raiders are averaging 58,690 fans per game, which is also the third-highest total currently in the Big 12.

NEW YEAR, NEW NUMBER

- There are a few Red Raiders donning new jersey numbers for Texas Tech this season. To the right is a listing of 16 different Red Raiders who changed their jersey number this past offseason.

MINOR HOLDS ON TO COVETED NO. 3 JERSEY

- Prior to preseason camp, **Joey McGuire** declared the No. 3 jersey will be the most coveted number on the Red Raider roster. The reason being is that it'll honor the late Luke Siegel, who passed away in August 2021 at the age of only 15. Siegel, the son of former Texas Tech tennis coach Tim Siegel, suffered a traumatic brain injury in a golf accident when he was nine but continued to fight as part of his recovery that generated widespread national attention. The No. 3 represented Luke's favorite number.
- After more than 20 preseason practices, McGuire declared the winner was the same Red Raider who wore the number at the start of camp - sophomore defensive back **Kobee Minor**. Minor, who entered his third season as a Red Raider this fall, solidified his spot in the two-deep with a strong preseason camp and participated as the backup to Adrian Frye at cornerback in the season opener against Murray State. He switched to the No. 3 jersey starting with his 2021 redshirt freshman season.
- As part of his announcement, McGuire praised Minor's performance during preseason camp, saying the following: "We were very honest with Kobee this summer and said 'you're going to have to fight to keep that number' and that's what he did. That type of fight defined Luke Siegel, so, in a way, it's almost perfect that Kobee honors his memory this season. I'm very proud of Kobee and what he's done to make this team better."

DEGREES IN HAND

- Texas Tech entered the 2022 season with 20 student-athletes who are current college graduates, including 10 who earned their undergraduate degrees in Lubbock. The list of Tech graduates includes **Tony Bradford Jr.** (Sociology), **Patrick Curley** (Mechanical Engineering), **Kosi Eldridge** (University Studies), **Adrian Frye** (Sport Management), **Jaylon Hutchings** (Kinesiology), **Krishon Merriweather** (University Studies), **Gabe Oladipo** (University Studies), **Xavier White** (University Studies), **Tyree Wilson** (University Studies) and **Weston Wright** (General Studies).
- In addition, 10 other Red Raiders transferred to Texas Tech after earning their degrees at various other universities. That list features **Keyon Blankenbaker** (American Studies; Wyoming), **Myles Cole** (Kinesiology; Louisiana-Monroe), **Dimitri Moore** (Cinema and Media Arts; Vanderbilt), **Vidal Scott Jr.** (Health Studies; Arkansas State), **Tyler Shough** (General Social Science; Oregon), **Cole Spencer** (Masters of Business Administration; Western Kentucky), **Chadarius Townsend** (Human Environmental Science; Alabama), **Marquis Waters** (Sociology; Duke), **Matthew Young** (Business Marketing; New Mexico State).
- Townsend, in addition to his undergraduate degree from Alabama, obtained his master's of science from Texas Tech this past year in interdisciplinary studies with a concentration in essentials of business, educational leadership and sport management.


OH BROTHER

- Texas Tech has a pair of brothers on its team this year in super senior linebacker **Dimitri Moore** and true freshman defensive back **Jaton Peoples**. The pair, who previously starred at Cedar Hill High School where Joey McGuire was once the head coach, are the first set of brothers to appear on the Red Raider roster since **Tony** and **Alfredo Morales** were both members of the offensive line in 2015.

RECORD BREAKDOWN

| | 2022 | Big 12 |
|--|------|--------|
| Overall | 3-2 | 1-1 |
| at Jones AT&T Stadium | 3-0 | 1-0 |
| in Away Games | 0-2 | 0-1 |
| Day Games | 2-1 | 1-1 |
| Night Games (6 p.m. start or later) | 1-1 | 0-0 |
| vs. Top 25 teams | 2-2 | 1-1 |
| vs. Top 10 teams | 0-0 | 0-0 |
| vs. Top 5 teams | 0-0 | 0-0 |
| vs. Top-Ranked Teams | 0-0 | 0-0 |
| TV games | | |
| on FOX | 0-0 | 0-0 |
| on FS1 | 1-0 | 0-0 |
| on FS2 | 0-0 | 0-0 |
| on ESPN | 1-0 | 1-0 |
| on ABC | 0-0 | 0-0 |
| on ESPN2 | 0-1 | 0-0 |
| on ESPNU | 0-0 | 0-0 |
| on Big 12 Now on ESPN+ | 1-1 | 0-1 |
| Scoring first | 2-0 | 0-0 |
| Opponents score first | 1-2 | 1-1 |
| Leading at halftime | 2-0 | 0-0 |
| Trailing at halftime | 1-2 | 1-1 |
| Tied at halftime | 0-0 | 0-0 |
| Leading after third quarter | 2-0 | 0-0 |
| Trailing after third quarter | 1-1 | 1-0 |
| Tied after third quarter | 0-1 | 0-1 |
| Overtime games | 2-0 | 1-0 |
| Scoring less than 20 points | 0-1 | 0-0 |
| Scoring 20-29 points | 0-1 | 0-1 |
| Scoring 30-39 points | 2-0 | 1-0 |
| Scoring 40-49 points | 0-0 | 0-0 |
| Scoring 50+ points | 1-0 | 0-0 |
| Allowing less than 20 points | 1-0 | 0-0 |
| Allowing 20-29 points | 0-1 | 0-0 |
| Allowing 30-39 points | 2-1 | 1-1 |
| Allowing 40+ points | 0-0 | 0-0 |
| Rushing for less than 100 yards | 0-1 | 0-0 |
| Rushing for 100-199 yards | 3-1 | 1-1 |
| Rushing for 200+ yards | 0-0 | 0-0 |
| Passing for less than 300 yards | 0-1 | 0-0 |
| Passing for 300-399 yards | 2-1 | 1-1 |
| Passing for 400-499 yards | 1-0 | 0-0 |
| Passing for 500+ yards | 0-0 | 0-0 |
| Totaling 300-399 yards of total offense | 0-1 | 0-0 |
| Totaling 400-499 yards of total offense | 2-1 | 1-1 |
| Totaling 500-599 yards of total offense | 0-0 | 0-0 |
| Totaling 600+ yards total offense | 1-0 | 0-0 |
| Allowing less than 100 yards rushing | 2-0 | 0-0 |
| Allowing 100-199 yards rushing | 1-1 | 1-0 |
| Allowing 200+ yds rushing | 0-1 | 0-1 |
| Allowing less than 200 yards passing | 0-2 | 0-1 |
| Allowing 200-299 yards passing | 3-0 | 1-0 |
| Allowing 300-399 yards passing | 0-0 | 0-0 |
| Allowing 400+ yards passing | 0-0 | 0-0 |
| Allowing less than 300 yards total offense | 1-1 | 0-0 |
| Allowing 300-399 yards total offense | 1-0 | 0-0 |
| Allowing 400-499 yards of total offense | 1-1 | 1-1 |
| Allowing 500+ yards of total offense | 0-0 | 0-0 |
| Leading turnover margin | 1-0 | 1-0 |
| Trailing turnover margin | 2-2 | 0-1 |
| Tied in turnover margin | 0-0 | 0-0 |
| Having 0 takeaways | 1-0 | 0-0 |
| Having 1-2 takeaways | 2-2 | 1-1 |
| Having 3 or more takeaways | 0-0 | 0-0 |
| Having 0 turnovers | 1-0 | 1-0 |
| Having 1-2 turnovers | 1-0 | 0-0 |
| Having 3 or more turnovers | 1-2 | 0-1 |
| Leading in time of possession | 2-1 | 1-1 |
| When trailing in time of possession | 1-1 | 0-0 |

HOMETOWN PRIDE



Texas Tech will recognize the hometowns of every student-athlete on its roster this season with a special decal on the back of each gameday helmet. The decal will feature a throwback Masked Rider logo with the area code associated with each student-athlete's hometown as part of a new initiative under head coach Joey McGuire in his first season.

JONES AT&T STADIUM

STADIUM QUICK FACTS

| | |
|-------------------------------|---------------------------|
| First Game | Nov. 29, 1947 |
| Result | Tech 14, Hardin Simmons 6 |
| First Game on Artificial Turf | Sept. 12, 1970 |
| Result | Tech 21, Tulane 14 |
| First Game on FieldTurf | Sept. 2, 2006 |
| Result | Tech 35, SMU 3 |
| All-Time Stadium Record | 271-150-6 |
| Capacity | 60,454 |
| Surface | FieldTurf |
| Year of Institution | 2017 |
| Luxury Suites | 85 |
| Club Seats | 1,644 |
| Winning Seasons | 60 |

HOME RECORDS

| | |
|--|-------------------------------|
| Most Points in Season | 367 (2005) |
| Fewest Points in Season | 20 (1928) |
| Most Points (Game) | 120 vs. Wayland (1925) |
| Most Points Since 1950 | 80 vs. Sam Houston St. (2005) |
| Most Opponent Points | 70, vs. Oklahoma St. (2015) |
| Most Combined Points | 125 (OU 66, Tech 59, 2016) |
| Largest Margin of Victory | 120, vs. Wayland (1925) |
| Largest Margin of Victory (Since 1950) | 77-0, vs. Lamar (2018) |
| Home Wins in a Season | 7 (1965, 2005, 2008) |
| Home Losses in a Season | 5 (1944*, 1950) |
| Longest Home Winning Streak | 13 Games (1939-42)* |
| Longest Home Losing Streak | 6 Games (1943-44)* |
| Average Home Attendance | 58,934 (2014) |
| Average Home Student Attendance | 11,249 (2013) |

* indicates time period before Jones AT&T Stadium

LARGEST CROWDS IN HISTORY

| Attend | Game | Season |
|--------|----------------------------|--------|
| 61,836 | Tech vs. Oklahoma State | 2013 |
| 61,283 | Tech vs. TCU | 2015 |
| 60,997 | Tech vs. Texas State | 2013 |
| 60,975 | Tech vs. Texas | 2022 |
| 60,961 | Tech vs. Texas | 2014 |
| 60,901 | Tech vs. Oklahoma State | 2017 |
| 60,879 | Tech vs. Texas | 2012 |
| 60,803 | Tech vs. Texas | 2016 |
| 60,800 | Tech vs. Oklahoma | 2012 |
| 60,778 | Tech vs. Central Arkansas | 2014 |
| 60,478 | Tech vs. Oklahoma | 2016 |
| 60,454 | Tech vs. Oklahoma | 2018 |
| 60,454 | Tech vs. Texas | 2018 |
| 60,454 | Tech vs. Texas | 2010 |
| 60,454 | Tech vs. Oklahoma State | 2010 |
| 60,277 | Tech vs. Arkansas | 2014 |
| 60,097 | Tech vs. Stephen F. Austin | 2016 |
| 60,073 | Tech vs. Sam Houston State | 2015 |
| 59,260 | Tech vs. Iowa State | 2011 |
| 59,014 | Tech vs. Oklahoma | 2014 |

WHAT RETURNS FOR THE RED RAIDERS

- While there are several new faces on both sides of the ball, the Red Raiders still returned 10 starters on both sides of the ball (4 offensive, 6 defensive), a list highlighted by offensive lineman Weston Wright, who entered the season leading the offense with 31 career starts as a Red Raider, and defensive lineman Jaylon Hutchings that led the team entering the season with 33. The list of starters returning also features fellow offensive lineman **Caleb Rogers**, running back **SaRodorick Thompson**, wide receiver **Myles Price**, outside linebacker **Tyree Wilson**, defensive lineman **Jaylon Hutchings**, linebacker **Krishon Merriweather** and defensive backs **Reggie Pearson Jr.**, **Rayshad Williams** and **Dadrion Taylor-Demerson**.
- That list does not include two of Texas Tech's quarterbacks, either, as **Tyler Shough** and **Donovan Smith** combined for eight starts between them. Departed quarterback Henry Columbi ended the year with the team high in starts at quarterback after being called upon five times overall.

SUPER SENIORS

- Any time a new head coach is introduced in this era of college football, many begin to wonder how that will impact the next year's roster in terms of transfers. For Texas Tech, the process worked in favor of **Joey McGuire** and his staff, who made it their first priority to acclimate themselves with members of the current roster. As a result, Texas Tech had six super seniors off last year's roster choose to return for one additional year of eligibility as afforded by the NCAA due to the 2020-shortened COVID-19 season. That list includes linebackers **Krishon Merriweather**, **Kosi Eldridge** and **Matthew Young**, wide receiver **Chadarius Townsend** and defensive backs **Adrian Frye** and **Marquis Waters**.
- McGuire and his staff were also able to add experienced depth to the roster through the transfer portal, signing the likes of five super seniors in linebacker **Dimitri Moore** (Vanderbilt/Missouri State), defensive back **Keyon Blankenbaker** (Wyoming), offensive lineman **Cole Spencer** (Western Kentucky and defensive lineman **Vidal Scott Jr.** (Arkansas State). Spencer, in particular, arrived at Texas Tech with 44 starts over his career at Western Kentucky where he earned first team All-CUSA honors a year ago under now Texas Tech offensive coordinator **Zach Kittley** and offensive line coach **Stephen Hamby**.
- Texas Tech picked up its final super senior early in preseason camp as three-time Big 12 throws champion **Gabe Oladipo** joined the program. Oladipo, who holds the Texas Tech school records in both the hammer (211 feet) and weight throws (73'-7.25"), adds significant size to Texas Tech's defensive front, has recorded bench presses of 440 pounds and squad lifts of 875 pounds during his career.

MAHOMES SLATED TO ENTER RING OF HONOR

- Texas Tech great **Patrick Mahomes II** will become the eighth member of the prestigious Ring of Honor during the weekend the Red Raiders host Baylor. Mahomes was surprised with the announcement of his pending Ring of Honor induction on Aug. 20 following the Kansas City Chiefs' preseason win over the Washington Commanders. Texas Tech Director of Athletics **Kirby Hocutt** and President **Lawrence Schovanec** joined Mahomes on the field to unveil his upcoming enshrinement as part of a video presentation on the Arrowhead Stadium screens. Mahomes will be inducted into both the Texas Tech Hall of Fame and Ring of Honor following a unanimous vote of the Ring of Honor committee this summer. He will become the eighth member of the prestigious Ring of Honor, joining the likes of fellow greats such as **Donny Anderson** (2012), **E.J. Holub** (2012), **Dave Parks** (2012), **Gabe Rivera** (2014), **Zach Thomas** (2016), **Michael Crabtree** (2021) and **Elmer Tarbox** (2021).

NEW MASKED RIDER, HORSE MAKES DEBUT

- One of the best traditions in college football will have several new faces this season as Texas Tech will debut a new Masked Rider in Caroline Hobbs as well as a new horse. The horse's official name, Centennial Champion, was unveiled Friday, Sept. 2 through the Texas Tech spirit programs following a fan vote with proud corporate partner, United Supermarkets.
- This will be the fifth time in history where Texas Tech will debut a new Masked Rider, horse and head coach all in the same season as the occurrence also took place in 1961 with head coach **J.T. King**, horse Tech Beauty and rider Kelley Waggoner, 1978 with head coach **Rex Dockery**, horse Happy VI and rider Lee Puckitt, 1987 with head coach **Spike Dykes**, horse Midnight Rider and rider Kim Saunders and 2013 with head coach **Kliff Kingsbury**, horse Fearless Champion and rider Corey Waggoner.

WHAT RETURNS FOR THE RED RAIDERS

(Statistical output returning based on category)

| Category | Percentage |
|----------------------|------------|
| Rushing Yards | 84.1% |
| Passing Yards | 61.4% |
| Receiving Yards | 45.6% |
| Scoring | 53.3% |
| Total Offense | 70.1% |
| All-Purpose Yards | 61.5% |
| Tackles | 53.5% |
| Tackles for Loss | 67.2% |
| Sacks | 75.0% |
| Interceptions | 60.0% |
| Pass Breakups | 50.9% |
| Forced Fumbles | 50.0% |
| Fumble Recoveries | 20.0% |
| Punt Return Yards | 84.1% |
| Kickoff Return Yards | 74.2% |
| Field Goals | 0.0% |
| Punting Yards | 100% |

JONES AT&T STADIUM HISTORY

- Jones AT&T Stadium, home of Red Raider Football since Nov. 29, 1947, is arguably one of the most electric gameday atmospheres in all of college football. Armed with 60,000-plus rabid fans, Dave Curtis of The Sporting News proclaimed in May of 2010 that Jones AT&T Stadium was the "best home field advantage in all of college football."
- Since 2003, Texas Tech has invested \$150 million into the facility with four major renovations, making Jones AT&T Stadium one of the best on-campus football facilities in the country. The renovations have included a \$52 million West Stadium Building, the \$34 million East Stadium Building and the \$16 million north end zone renovation.
- The stadium was officially renamed from Jones Stadium to Jones SBC Stadium in 2000 following major corporate gifts (in excess of \$25 million) from SBC Communications (now AT&T). The stadium was renamed again in 2006 to Jones AT&T Stadium after SBC Communications formally changed its name to AT&T. The "Jones" in Jones Stadium comes from former Texas Tech president Clifford B. Jones and his wife Aubrey. The stadium was named in their honor upon its opening in 1947.
- In addition to consistent renovations to Jones AT&T Stadium, Texas Tech unveiled the \$48 million Sports Performance Center in 2017. The facility includes the Petersen Family Indoor Football Practice Facility, an indoor track and field competition complex with seating for 1,500 fans, a strength and conditioning area, the Becky and Kelly Joy Nutrition Center and the PlainsCapital Bank Sports Medicine Center.
- Outside of the 2020 season where attendance was restricted to only 25 percent, Texas Tech has averaged more than 55,000 in all but two seasons (2019, 2021) since 2010 with a record mark of 58,934 fans during the 2014 campaign.





QB DONOVAN SMITH

MAN FOR THE THEATRICALS

- **Donovan Smith** is 3-1 as a starting quarterback in games played at Jones AT&T Stadium. In all three wins, each came in a dramatic fashion that sent his fellow classmates into a frenzy, rushing the field in celebration. The first win came via a 62-yard field goal as time expired versus Iowa State in 2021 followed by a pair of overtime victories this season against No. 25 Houston and No. 22 Texas. In the win over Houston, Smith, himself, escaped pressure and scored a touchdown from nine-yards-out in the second overtime that won the game after the Cougars converted a field goal with their second overtime possession.
- Smith has thrown for at least 300 yards in three of his four starts this season after finishing with 350 yards against Houston, 331 yards versus Texas and then a career high 359 yards against Kansas State. He also set career highs for attempts (58) against Houston and snapped his career mark for completions (38) versus Texas. Texas Tech is 3-1 in games now where Smith has thrown for at least 300 yards with the lone loss coming last weekend at No. 25 Kansas State.
- The ball was in Smith's hands often against the Cougars as he made 79 total offensive attempts with 58 passes and 21 rushes. It marked the second-most total offensive plays by a Red Raider dating back to 2000, trailing only the 100 attempts **Patrick Mahomes II** made on a record-setting night against Oklahoma in 2016.
- Smith compiled a 129.3 efficiency rating in the win over Texas, which was the highest from a Big 12 quarterback this season and fifth-highest in the FBS. In fact, only Purdue's Aidan O'Connell has compiled a higher efficiency rating against a power-five opponent like Texas.
- While Texas Tech quarterbacks have built quite the reputation for passing yards, it was Smith's legs that made an impact against Houston as he escaped for a 27-yard run late in regulation and then followed with the game-winning touchdown in double overtime. His 21 rushing attempts were the most by a Red Raider quarterback since **Zebbie Lethridge** had the same total in the 1996 season opener versus Kansas State, which was Tech's first as Big 12 members.
- On the ground, Smith has found the end zone with his legs in each of the last four games as he has a team-leading 67 rushing attempts this season, easily the most for a Red Raider quarterback through five games dating back to 2000. He enters this weekend as the only FBS quarterback to have already thrown for 1,000 yards this season and also rush for four touchdowns. He joins Mahomes as the only Red Raider quarterbacks since 2000 to do so as the Chiefs standout did it in each of his final two seasons in 2015 and 2016.
- Smith currently ranks fourth nationally in completions per game (28.4), 15th in total passing yards and 17th in passing yards per game (295.0) entering the Oklahoma State game.

SMITH BACK IN STARTING ROLE AFTER STRONG END TO 2021

- Smith was named Texas Tech's starter prior to the Houston game after he came off the bench against Murray State and recorded one of the best performances of his still young career, helping the Red Raiders finish off a touchdown drive on his second play and then following with five consecutive drives that found the end zone. Smith finished with 221 passing yards and a career-high four touchdowns in roughly a quarter and a half of action before he was replaced by **Behren Morton** on Texas Tech's drive that started at 7:56 in the third quarter. In that short time, Smith connected on three passes of at least 30 yards, all of which went for touchdowns. Smith found **Jerard Bradley** on a 30-yard scoring strike on the first play he entered the game, pushing Texas Tech's lead to 21-3 early in the second quarter.
- Smith previously became only the second Red Raider freshman in program history to be named a bowl MVP this past year after he completed 15-of-28 passes for 252 yards and a touchdown, while rushing five times for 30 yards and another score to lead Texas Tech past Mississippi State in the AutoZone Liberty Bowl. Smith joined current New York Giants quarterback **Davis Webb** with that honor as he previously was named the MVP of the 2013 Holiday Bowl as only a freshman.
- Smith's breakout game of the 2021 season came against Iowa State as he completed 25-of-32 passes for 322 passes for three touchdowns en route to pushing the Red Raiders to bowl eligibility for the 39th time in program history. He became the ninth Red Raider since 1999 to throw for at least 300 yards in his starting debut, joining a list that includes **Nic Shimonek**, **Davis Webb**, **Baker Mayfield**, **Steven Sheffield**, **Taylor Potts**, **Graham Harrell**, **Cody Hodges** and his one-time offensive coordinator **Sonny Cumbie**. Of that group, only Sheffield (2009 vs. Kansas State) and Webb (2013 versus Iowa State) were able to do so against Big 12 foes.

THE DEEPEST QUARTERBACK ROOM IN THE COUNTRY

- After head coach **Joey McGuire** pushed the Red Raiders' quarterback battle from spring to preseason camp, he reminded offensive coordinator **Zach Kittley** that he'd likely never experience this type of talent in one single room possibly ever again in his career. Besides both Shough and Smith, the Red Raider quarterback room also features redshirt freshman **Behren Morton**, who was the highest-rated quarterback to ever sign with the Red Raiders after totaling more than 8,800 passing yards and 84 touchdowns in three seasons at Eastland High School. He was a consensus four-star prospect, ranking sixth nationally among pro-style quarterbacks. Morton grew up in Lubbock for part of his youth as his father was the head football coach at Monterey High School in Lubbock for 11 years.
- Morton isn't the only coaches' kid in the quarterback room as Smith's father, **DeAndre Smith**, spent the previous three seasons as Texas Tech's running backs coach before accepting the same position this offseason with the New York Giants in the NFL. Donovan Smith arrived at Texas Tech prior to the 2020 season out of nearby Frenship High School in the Lubbock area. He threw for more than 3,000 yards and 25 touchdowns as a senior after previously starring at Bishop Gorman High School in Las Vegas.

SMITH BY THE NUMBERS...

CAREER STATS

| PASSING | G | Cmp | Att | Int | Yds | TD | Lg | Pct | Avg/G | Effic. |
|---------------|-----------|------------|------------|----------|--------------|-----------|-----------|-------------|--------------|--------------|
| 2021 | 11 | 85 | 138 | 2 | 1,181 | 7 | 75 | 61.6 | 107.4 | 147.3 |
| 2022 | 5 | 143 | 214 | 7 | 1,475 | 10 | 58 | 66.8 | 295.0 | 133.6 |
| Totals | 16 | 228 | 352 | 9 | 2,656 | 17 | 75 | 64.8 | 166.0 | 139.0 |

CAREER 300+ YARD PASSING GAMES

| Date | Pass Yards | Opponent |
|----------------|------------|--------------|
| Nov. 13, 2021 | 322 | Iowa State |
| Sept. 10, 2022 | 350 | Houston |
| Sept. 24, 2022 | 331 | Texas |
| Oct. 1, 2022 | 359 | Kansas State |

2021 GAME-BY-GAME STATS

| Opponent | GP/GS | Cmp | Att | TD | INT | Yds | Lg | Run | Yds | TD | Lg |
|---------------|-------------|-----------|------------|----------|----------|--------------|-----------|-----------|------------|----------|-----------|
| FIU | 1/0 | 0 | 0 | 0 | 0 | 0 | 0 | 0 | 0 | 0 | 0 |
| at Texas | 2/0 | 0 | 0 | 0 | 0 | 0 | 0 | 2 | 6 | 1 | 5 |
| at WVU | 3/0 | 0 | 0 | 0 | 0 | 0 | 0 | 2 | 14 | 0 | 11 |
| TCU | 4/0 | 0 | 0 | 0 | 0 | 0 | 0 | 0 | 0 | 0 | 0 |
| at Kansas | 5/0 | 4 | 5 | 0 | 0 | 70 | 47 | 6 | 37 | 1 | 12 |
| Kansas St. | 6/0 | 0 | 0 | 0 | 0 | 0 | 0 | 5 | 15 | 0 | 6 |
| at Oklahoma | 7/0 | 17 | 22 | 1 | 1 | 192 | 23 | 7 | 22 | 0 | 10 |
| Iowa State | 8/1 | 25 | 32 | 3 | 1 | 322 | 39 | 14 | 50 | 0 | 10 |
| OK State | 9/2 | 9 | 28 | 0 | 0 | 83 | 25 | 11 | -16 | 0 | 8 |
| at Baylor | 10/3 | 15 | 23 | 2 | 0 | 262 | 75 | 5 | -4 | 0 | 13 |
| vs. Miss. St. | 11/4 | 15 | 28 | 1 | 0 | 252 | 52 | 5 | 30 | 1 | 17 |
| Totals | 11/4 | 85 | 138 | 7 | 2 | 1,181 | 75 | 57 | 154 | 3 | 17 |

2022 GAME-BY-GAME STATS

| Opponent | GP/GS | Cmp | Att | TD | INT | Yds | Lg | Run | Yds | TD | Lg |
|---------------|------------|------------|------------|-----------|----------|--------------|-----------|-----------|-----------|----------|-----------|
| Murray St. | 1/0 | 14 | 16 | 4 | 0 | 221 | 39 | 2 | 9 | 0 | 5 |
| Houston | 2/1 | 36 | 58 | 2 | 3 | 350 | 54 | 21 | 31 | 1 | 27 |
| NC State | 3/2 | 21 | 36 | 1 | 2 | 214 | 24 | 11 | -9 | 1 | 5 |
| Texas | 4/3 | 38 | 56 | 2 | 0 | 331 | 35 | 15 | 42 | 1 | 10 |
| Kansas St. | 5/4 | 34 | 48 | 2 | 2 | 359 | 58 | 18 | 20 | 1 | 11 |
| Totals | 5/4 | 143 | 214 | 10 | 7 | 1,475 | 58 | 67 | 93 | 4 | 27 |

SINGLE-GAME CAREER HIGHS

| | |
|------------------------|---------------------------------|
| Total Touchdowns | 4, vs. Murray State (2022) |
| Pass Completions | 38, vs. Texas (2022) |
| Pass Attempts | 58, vs. Houston (2022) |
| Pass Yards | 350, vs. Houston (2022) |
| Pass Touchdowns | 4, vs. Murray State (2022) |
| Longest pass | 75, at Baylor (2021) |
| Had Intercepted | 3, vs. Houston (2022) |
| Total Offense Attempts | 79, vs. Houston (2022) |
| Total Offense Yards | 381, vs. Houston (2022) |
| Rush Attempts | 21, vs. Houston (2022) |
| Rush Yards | 50, vs. Iowa State (2021) |
| Rush Touchdowns | 1, six times, vs. Texas (2022)* |
| Long Rush | 27, vs. Houston (2022) |

* Indicates most recent high

MORTON BY THE NUMBERS...

2021 GAME-BY-GAME STATS

| Opponent | GP/GS | Cmp | Att | TD | INT | Yds | Lg | Run | Yds | TD | Lg |
|---------------|------------|----------|----------|----------|----------|----------|----------|----------|-----------|----------|-----------|
| Kansas | 1/0 | 0 | 0 | 0 | 0 | 0 | 0 | 0 | 0 | 0 | 0 |
| OK State | 2/0 | 1 | 3 | 0 | 0 | 0 | 0 | 2 | 15 | 0 | 17 |
| Totals | 2/0 | 1 | 3 | 0 | 0 | 0 | 0 | 2 | 15 | 0 | 17 |

2022 GAME-BY-GAME STATS

| Opponent | GP/GS | Cmp | Att | TD | INT | Yds | Lg | Run | Yds | TD | Lg |
|---------------|------------|-----------|-----------|----------|----------|------------|-----------|----------|----------|----------|-----------|
| Murray St. | 1/0 | 7 | 10 | 1 | 1 | 97 | 24 | 3 | -15 | 0 | 2 |
| NC State | 2/0 | 4 | 7 | 0 | 1 | 85 | 38 | 2 | 20 | 0 | 13 |
| Totals | 2/0 | 11 | 17 | 1 | 2 | 182 | 38 | 5 | 5 | 0 | 13 |

SINGLE-GAME CAREER HIGHS

| | |
|------------------|-------------------------------|
| Rushing Attempts | 3, vs. Murray State (2022) |
| Rushing Yards | 20, at N.C. State (2022) |
| Longest Rush | 17, vs. Oklahoma State (2021) |
| Passing Attempts | 10, vs. Murray State (2022) |
| Completions | 7, vs. Murray State (2022) |
| Passing Yards | 97, vs. Murray State (2022) |
| Longest Pass | 38, at N.C. State (2022) |

* Indicates most recent high

THE OFFENSIVE STANDARD

Texas Tech has long been considered the offensive standard since the Red Raiders moved to a passing attack in 2000. In fact, the numbers don't lie when it pertains to the high-octane Red Raider offense. Below is where Texas Tech ranks nationally in several offensive categories since the start of the 2000 season:

TOTAL YARDS

| | |
|-------------|---------|
| Oklahoma | 138,962 |
| Texas Tech | 135,819 |
| Oregon | 130,324 |
| Boise State | 129,370 |
| Alabama | 126,982 |

PASSING YARDS

| | |
|------------------|---------|
| Texas Tech | 102,786 |
| Hawaii | 90,623 |
| Oklahoma | 82,845 |
| Washington State | 82,081 |
| Houston | 81,033 |

TOTAL TOUCHDOWNS

| | |
|-------------|-------|
| Oklahoma | 1,484 |
| Boise State | 1,425 |
| Oregon | 1,376 |
| Texas Tech | 1,317 |
| Ohio State | 1,300 |

PASSING TOUCHDOWNS

| | |
|---------------------|-----|
| Texas Tech | 805 |
| Oklahoma | 719 |
| Hawaii | 684 |
| Southern California | 640 |
| Boise State | 636 |

PASSING COMPLETION PERCENTAGE

| | |
|---------------------|------|
| Texas Tech | 66.0 |
| Boise State | 64.8 |
| Oklahoma | 64.0 |
| Southern California | 63.9 |
| Coastal Carolina | 63.7 |

NEWCOMER TRACKER

TRANSFERS (last school)

GP/GS

| | |
|--------------------------------------|-----|
| 1. Dennis Wilburn (Hutchinson CC) | 5/5 |
| 2. Monroe Mills (Oklahoma State) | 5/5 |
| 3. Myles Cole (Louisiana-Monroe) | 5/1 |
| 4. Jacob Rodriguez (Virginia) | 5/0 |
| 5. Brady Boyd (Minnesota) | 5/0 |
| 6. Keyon Blakenbaker (Wyoming) | 5/0 |
| 7. Tyler Owens (Texas) | 5/0 |
| 8. Vidal Scott Jr. (Arkansas State) | 5/0 |
| 9. Baylor Cupp (Texas A&M) | 4/0 |
| 10. Dimitri Moore (Missouri State) | 4/0 |
| 11. Drew Houtt (Angelo State) | 4/0 |
| 12. Gino Garcia (Houston Baptist) | 2/0 |
| 13. Michael Shanahan (UT Martin) | 1/0 |
| 14. Cade Briggs (New Mexico) | 1/0 |
| 15. Ty Buchanan (USC) | 1/0 |
| 16. Haydon Wiginton (Oklahoma State) | 1/0 |
| 17. Blake Bedwell (SMU) | 1/0 |
| 18. Sam Carrell (Washington State) | 1/0 |

TRUE FRESHMEN

GP/GS

| | |
|---------------------|-----|
| 1. Joseph Adedire | 4/0 |
| 2. Ty Kana | 2/0 |
| 3. Bryson Donnell | 1/0 |
| 4. Harvey Dyson III | 1/0 |

THOMPSON RECORD BOOK WATCH

SaRodorick Thompson will have the opportunity this season to further cement his status as one of the top running backs in school history as he already ranks in the top five all-time in career rushing touchdowns and is quickly approaching the top 10 for career rushing yards. Thompson has led the Red Raiders in rushing yards in two of the past three years heading into his senior campaign. Below is where he ranks in the Texas Tech record book.

TEXAS TECH CAREER LEADERS FOR RUSHING TOUCHDOWNS

| | |
|---------------------------------------|----|
| 1. James Gray (1986-89) | 52 |
| 2. Taurean Henderson (2002-05) | 50 |
| 3. Byron Morris (1991-93) | 37 |
| 4. Ricky Williams (1997-01) | 36 |
| 5. SaRodorick Thompson (2018-present) | 34 |
| 6. Shannon Woods (2005-08) | 33 |

TEXAS TECH CAREER LEADERS FOR RUSHING YARDS

| | |
|---|-------|
| 7. James Hadnot (1976-79) | 2,794 |
| 8. Larry Isaac (1973-76) | 2,633 |
| 9. Baron Batch (2006, 2008-10) | 2,501 |
| 10. Donny Anderson (1963-65) | 2,280 |
| Approaching: SaRodorick Thompson (2018-present) | 2,203 |

OFFENSIVE NOTEBOOK

KITTLEY RETURNS TO DIRECT RED RAIDER OFFENSE

- Texas Tech fans will see a familiar face return to the Red Raider sideline this season in offensive coordinator and quarterbacks coach **Zach Kittley**. Kittley previously served in various roles under **Kliff Kingsbury** from 2013-17, rising from a student assistant to graduate assistant and assistant quarterbacks coach in his final three seasons. Kittley worked alongside Kingsbury in the development of **Patrick Mahomes II**, tutoring the future NFL MVP into becoming the nation's leading passer in 2016 and an eventual top-10 selection by the Kansas City Chiefs.
- Mahomes is one of two NFL quarterbacks to tutor under Kittley as he spent the last three years mentoring **Bailey Zappe** at both Houston Baptist and Western Kentucky. Zappe, who heard his name called in the fourth round of the NFL Draft this past May by the New England Patriots, set the NCAA FBS records for single-season passing yards (5,967) and passing touchdowns (62) as a senior for the Hilltoppers, both records that were previously held by former Red Raider **B.J. Symons** (2003).
- Kittley, who turned 31 in August, ranks as the third-youngest power-five offensive coordinator in the country, trailing only Charlie Weis Jr. at Ole Miss (29) and Tommy Rees at Notre Dame (30).

1-2 PUNCH PROVES TRUE IN RUNNING GAME

- **Joey McGuire** wasn't lying when he said he felt the Red Raiders had a true 1-2 punch at running back this season with **SaRodorick Thompson** and **Tahj Brooks**. Through five games, not much separates the two as Thompson leads the Red Raiders with 223 yards and a touchdown on 44 carries, while Brooks has 207 rushing yards and four touchdowns on 49 attempts.
- Thompson is already one of the most prolific Red Raiders in school history in finding the end zone as his 34 rushing touchdowns rank fifth in program history. Thompson is currently fourth among active FBS players in career rushing touchdowns, trailing only Malik Cunningham (Louisville), Mohamed Ibrahim (Minnesota) and Adrian Martinez (Kansas State). He and Brooks have combined for 49 rushing touchdowns as a tandem as Brooks has 15 for his career, including a team-leading four this season.
- Thompson eclipsed the 2,000 mark for career rushing yards against Murray State, becoming only the 14th player in school history to do so. In the process, he joined the likes of **DeAndre Washington** (2011-15), **Taurean Henderson** (2002-05), **Baron Batch** (2006, 2008-10) and **Shannon Woods** (2005-08) as the fifth Red Raider to reach the mark since 2000. In addition to those already ranked in the top 10, the following three Red Raiders also rushed for 2,000 yards during their respective careers: Woods (2,249), **Doug McCutchen** (2,222; 1970-72) and **Bobby Cavazos** (2,137; 1951-53).

NEWS AND NOTES ON THE OFFENSE

- **Myles Price** is easily Texas Tech's leading receiver this season as the junior has combined for 19 receptions the past two games alone, including a career-high 13 catches in the win over Texas. It marked the most receptions by a Red Raider since **Antoine Wesley** set a single-game record for receiving yards off a similar 13 receptions in a 2018 victory over Houston. The performance also marked the 15th time since 2000 where a Red Raider has caught at least 13 passes in a game. Price is Texas Tech's leading receiver through five games this season as he has 31 catches for 309 yards and a pair of touchdowns.
- Overall, the Red Raiders have utilized multiple options in the passing game this season as 17 different players have caught a pass with eight already recording a touchdown. Texas Tech's touchdown passes have been spread from position to position, too, as four receivers - Price, **Jerand Bradley**, **Nehemiah Martinez I** and **Loic Fouonji** - have found the end zone via the passing game as have both key running backs in **SaRodorick Thompson** and **Tahj Brooks** and two tight ends in **Baylor Cupp** and **Mason Tharp**.
- **Xavier White** has a thing for Kansas State and the Little Apple as the senior is coming off nine catches for a career-high 120 yards last weekend versus the Wildcats. The performance placed White in a select category as he joined **Taurean Henderson** as the only Red Raiders since 2000 to record multiple games with at least 100 rushing yards as well as two or more 100-yard receiving performances. White hit the 100-yard mark on the ground as a running back in 2020 versus Kansas State (113) and Kansas (135) and previously had 107 yards in the 2019 season opener versus Montana State.
- Texas Tech ranks among the most-aggressive teams in the country on fourth down so far this season as the Red Raiders are tied for second in the FBS lead for attempts (18) and are tied for fourth with 10 conversions.
- The Red Raiders currently lead the Big 12 and rank third nationally in first down offense after moving the sticks 141 times already this season. That number is helped by 100 plays that have gone 10 yards or further, the second-highest total currently in the FBS.



YOUNGEST OCs IN THE POWER FIVE

(Power-five offensive coordinators ranked by age entering the 2022 season)

| Name | School | Age |
|------------------|---------------|-----|
| Charlie Weis Jr. | Ole Miss | 29 |
| Tommy Rees | Notre Dame | 30 |
| Zach Kittley | Texas Tech | 31 |
| Collin Klein | Kansas State | 32 |
| Garret Riley | TCU | 32 |
| Kenny Dillingham | Oregon | 32 |
| Tyler Bowen | Virginia Tech | 33 |

REWRITING THE RECORD BOOKS

(NCAA FBS records set in 2021 under Kittley)

| Category | Total |
|--------------------------|----------------------|
| Individual Passing Yards | 5,967 (Bailey Zappe) |
| Individual Passing TDs | 62 (Zappe) |
| Team Touchdown Passes | 63 |

ALL EYES ON TYREE WILSON

Tyree Wilson developed into a key piece of the Texas Tech defense in his second year as a Red Raider in 2021, setting the tone as the team leader for both tackles for loss and sacks a year ago. He finished with 38 tackles on the season (26 solo), with 13.5 for a loss and 7.0 sacks marking easily the most productive season of his collegiate career thus far. He was named an honorable mention All-Big 12 selection by the conference coaches before going on to earn Defensive MVP honors of the AutoZone Liberty Bowl. He was also recognized on the Associated Press All-Bowl Team for his performance in the Red Raiders' bowl win over Mississippi State.

The senior is building on his breakout junior season with an even more dominant senior season shifting from a down lineman to a stand-up stance in the "EDGE" pass rusher role in first-year defensive coordinator Tim DeRuyter's system. DeRuyter has led a few of the more major menaces to the quarterback in recent history, including Kayvon Thibodeaux last season at Oregon and Von Miller at Texas A&M, both top-five NFL Draft selections.

Wilson is currently projected as a potential first-round selection himself as ESPN had the Houston Texans selection him 23rd overall in its Aug. 25 mock draft. Wilson, at 6-foot-6 and 270 pounds, boasts an 86-inch wingspan.



DEFENSIVE NOTEBOOK

TRENDING IN THE RIGHT DIRECTION

- To **Tyree Wilson**, leading the team with 13.5 TFLs and 7.0 sacks a season ago was just the beginning. For 2022, the goal is double digits in both categories. After five games, the senior from Henderson, Texas owns the team lead in tackles for loss (8.0), sacks (5.0) and is tied for the team-high in tackles (33).
- With 8.0 TFLs, Wilson leads the Big 12 for the most tackles for loss in the conference and ranks second in TFLs/per game with 1.60 behind the 1.75 owned by Mason Cobb (Oklahoma State), who has played in one less game. Wilson's 5.0 sacks ranks tied for second in the Big 12 as he is tied with Lonnie Phelps (Kansas) and trails the league lead of 5.5 owned by Felix Anudike-Uzomah (Kansas State).
- Wilson wreaked havoc on N.C. State on Sept. 17, amassing a career-high 3.5 tackles for a loss. It was the most in a single game by a Red Raider since **Jordyn Brooks** produced 4.0 versus No. 21 Oklahoma State on Oct. 5, 2019. It also marked only the sixth time since 2000 that a Red Raider since had notched 3.5 tackles for loss in a game.
- Wilson shined once again on the road at No. 25 Kansas State, tallying up 2.0 sacks in a game for the second time in 2022 and for the fourth time in his career. In addition, he forced a fumble and also recovered a fumble to go with six tackles. The performance earned Wilson national accolades as he was tabbed the Defensive Player of the Week by the Reese's Senior Bowl on Monday.
- Productivity for Wilson has skyrocketed in the tackles category in this year's defensive scheme. Looking back to 2021, Wilson owned 11 tackles after five games en route to 38 for the season (2.92/game). With 33 tackles after five games already, Wilson owns 6.60 tackles per game, which is the 12th-best per game tackle rate in the Big 12.
- Wilson led Texas Tech with a career-high 11 tackles against No. 16 N.C. State. It was the most in a single game by a Red Raider this season and the most tackles in a single game since the performances by **Eric Monroe** (13) and **Reggie Pearson Jr.** (11) versus Baylor on Nov. 27, 2021. It marked the most by an edge, defensive line type player since **Pete Robertson** collected the same total in Texas Tech's victory at the 2013 Holiday Bowl.

RUSH DEFENSE REBOUND

- If there has been one noticeable improvement from the Red Raiders in recent years, especially this season, it is its progress up front in stopping the run game. The Red Raiders held its opponents to less than 100 rushing yards in eight of 13 games last season, and 10 times over the last 18 games to date.
- Dating back to 2000, last year's eight of 13 performance marked the first time that the Red Raiders had six or more games in a season where the opponent posted 100 rushing yards or less in a game. Of the five games that opponents surpassed 100 yards rushing last year, two games were 300-plus yard performances, one that saw 336 yards by Texas and one that saw 394 yards by TCU.
- Texas Tech entered last Saturday's matchup versus Kansas State as one of 28 schools nationally that had a rushing defense allowing less than 100 yards rushing per game. The Red Raiders held its first two opponents of 2022 under 100 yards rushing while No. 16 N.C. State was the first to eclipse the 100-yard mark but not by much as the Wolfpack posted 111 yards on the ground. No. 22 Texas posted the top performance against the Red Raiders' defense with 149 yards rushing until K-State exploded for 343 yards - the most since TCU had 394 on Oct. 9, 2021.
- Of the 343 yards, 195 rushing yards were amassed on three plays: 69 yards (rush), 69 yards (rush) and 57 yards (rush). Texas Tech entered the game allowing two explosive run plays for the season (40 yards and 22 yards). The remainder of the Wildcats' 148 yards rushing came on 36 rushes for an average of 4.1 yards per rush. The K-State passing game, meanwhile, was limited to 116 yards total.
- The pair of 69 yard runs marked the longest plays allowed by the Red Raiders' defense whether a pass or run this season.
- Two weeks ago, Texas running back and Heisman hopeful Bijan Robinson produced 101 yards on 16 carries, albeit 40 came from one play in the third quarter breaking free on a counter play for a touchdown. Nine of Robinson's 16 carries went for two yards or less, one of which was the third lost fumble of his career in overtime that helped propel Texas Tech to victory.
- Texas Tech has allowed only five explosive rushing plays (20+ yards) this season (Texas-2, Kansas State-3).

FIRST DOWN DEFENSE

- The Red Raiders' defense ranks in the top 25 of the nation in limiting first downs. Having held opponents to 76 first downs (15.2/game), it ranks 23rd-best in the FBS and No. 2 in the Big 12.
- Texas Tech has limited opponents to 29 rushing first downs, which ranks T-20th in FBS for the least allowed.

TYREE OFF TO STRONG START TO 2022

Breakdown of the most TFLs and sacks by Red Raiders through five games since 2000.

| Name | Year | TFLs |
|-----------------|------|------|
| Jordyn Brooks | 2019 | 10.5 |
| Brian Duncan | 2010 | 8.5 |
| Tyree Wilson | 2022 | 8.0 |
| Kerry Hyder Jr. | 2013 | 7.5 |
| Eight Others | | 5.0 |

| Name | Year | Sacks |
|------------------|------|-------|
| Brian Duncan | 2010 | 6.0 |
| Tyree Wilson | 2022 | 5.0 |
| Pete Robertson | 2014 | 5.0 |
| Daniel Howard | 2009 | 5.0 |
| McKinner Dixon | 2008 | 4.0 |
| Brandon Williams | 2008 | 4.0 |

TEXAS TECH BOWL HISTORY

Texas Tech is looking to make its 40th postseason bowl appearance this season, which ranks among the top-25 programs all-time in bowl games played. The Red Raiders rank tied for third among current Big 12 Conference programs in bowl appearances.

| SCHOOL | APPEARANCES |
|------------------|-------------|
| 1. Alabama | 69 |
| 2. Texas | 57 |
| Georgia | 57 |
| 4. USC | 55 |
| Oklahoma | 55 |
| 6. Tennessee | 54 |
| 7. Nebraska | 53 |
| 8. LSU | 52 |
| Ohio State | 52 |
| 10. Penn State | 51 |
| 11. Michigan | 49 |
| 12. Florida | 48 |
| 13. Georgia Tech | 46 |
| Florida State | 46 |
| Auburn | 46 |
| 16. Arkansas | 43 |
| Miami (Fla.) | 43 |
| Texas A&M | 43 |
| Clemson | 43 |
| 20. Washington | 40 |
| 21. Texas Tech | 39 |
| Mississippi | 39 |
| West Virginia | 39 |
| BYU | 39 |
| Notre Dame | 39 |

MILESTONE VICTORIES

Texas Tech enters the 2022 season with 580 victories in its 97 complete seasons of football.

| NO. | DATE | SCORE | OPPONENT | PLACE |
|-----|----------------|-------|------------------|-----------------|
| 1 | Oct. 17, 1925 | 30-0 | Montezuma | Lubbock |
| 50 | Sept. 29, 1934 | 24-7 | McMurry | Lubbock |
| 100 | Oct. 3, 1941 | 16-6 | Oklahoma A&M | Stillwater |
| 150 | Nov. 26, 1949 | 23-13 | Hardin-Simmons | Lubbock |
| 200 | Sept. 17, 1960 | 38-14 | West Texas State | Lubbock |
| 250 | Oct. 10, 1970 | 21-7 | Texas A&M | College Station |
| 300 | Sept. 10, 1977 | 17-7 | Baylor | Waco |
| 350 | Nov. 7, 1987 | 36-35 | TCU | Lubbock |
| 400 | Dec. 27, 1995 | 55-41 | Air Force | Tucson, Ariz. |
| 450 | Aug. 30, 2003 | 58-10 | SMU | Lubbock |
| 500 | Nov. 1, 2008 | 39-33 | No. 1 Texas | Lubbock |
| 550 | Nov. 14, 2015 | 59-44 | Kansas State | Lubbock |

Current All-Time Victories: 583 wins

THE BRAND



THE BRAND is an original, four-part docuseries providing Red Raider fans an authentic, all-access look inside the 2022-23 football program under the direction of head coach Joey McGuire. The four episodes provide a unique perspective into Red Raider Football training camp and feature extensive interviews from student-athletes, McGuire and other coaches. **THE BRAND** can be found via Texas Tech's social media channels as well as the athletics department's official YouTube page.

THE GAME IS NEVER OVER HERE

The victory over No. 22 Texas on Sept. 24, 2022 marked the 24th time since 2000 where the Red Raiders have overcome a double-digit deficit to win. Below is a listing of Texas Tech's come-from-behind wins:

| DATE | OPPONENT | DEFICIT | RESULT |
|----------------|------------------|---------|----------------|
| Dec. 29, 2006 | vs. Minnesota* | 31 | W, 44-41 (OT) |
| Sept. 25, 2004 | Kansas | 25 | W, 31-30 |
| Sept. 18, 2004 | TCU | 21 | W, 70-35 |
| Oct. 1, 2011 | at Kansas | 20 | W, 45-34 |
| Oct. 5, 2002 | at #23 Texas A&M | 18 | W, 48-47 (OT) |
| Nov. 18, 2006 | Oklahoma State | 17 | W, 30-24 |
| Sept. 24, 2022 | #22 Texas | 14 | W, 37-34 (OT) |
| Sept. 4, 2021 | vs. Houston | 14 | W, 38-21 |
| Nov. 14, 2020 | Baylor | 14 | W, 24-23 |
| Sept. 24, 2011 | Nevada | 14 | W, 35-34 |
| Nov. 6, 2010 | at #14 Missouri | 14 | W, 27-17 |
| Nov. 29, 2008 | Baylor | 14 | W, 35-28 |
| Jan. 1, 2008 | vs. Virginia | 14 | W, 31-28 |
| Sept. 8, 2007 | UTEP | 14 | W, 45-31 |
| Nov. 1, 2003 | Colorado | 14 | W, 26-21 |
| Nov. 16, 2002 | #3 Texas | 14 | W, 42-38 |
| Oct. 19, 2013 | at West Virginia | 11 | W, 37-27 |
| Nov. 24, 2017 | at Texas | 10 | W, 27-23 |
| Nov. 22, 2014 | at Iowa State | 10 | W, 34-31 |
| Oct. 5, 2013 | at Kansas | 10 | W, 54-16 |
| Oct. 20, 2012 | at #21 TCU | 10 | W, 56-56 (3OT) |
| Sept. 3, 2011 | Texas State | 10 | W, 50-10 |
| Oct. 23, 2010 | at Colorado | 10 | W, 27-24 |
| Nov. 21, 2009 | vs. Baylor | 10 | W, 20-13 |

* indicates largest come-from-behind win in FBS bowl history.

ALL-TIME OVERTIME GAMES

Texas Tech is 8-7 all-time in overtime games since the NCAA began allowing games to go past regulation in 1996. Below is a listing of Texas Tech's all-time results in overtime:

| DATE | OPPONENT | RESULT |
|----------------|------------------|----------------|
| Sept. 24, 2022 | #22 Texas | W, 37-34 (OT) |
| Sept. 10, 2022 | #25 Houston | W, 33-30 (2OT) |
| Sept. 26, 2020 | #8 Texas | L, 56-63 (OT) |
| Oct. 12, 2019 | at #22 Baylor | L, 30-33 (2OT) |
| Nov. 4, 2017 | Kansas State | L, 35-42 (OT) |
| Oct. 29, 2016 | at TCU | W, 27-24 (2OT) |
| Nov. 24, 2012 | vs. Baylor | L, 45-52 (OT) |
| Nov. 10, 2012 | Kansas | W, 41-34 (2OT) |
| Oct. 20, 2012 | at #21 TCU | W, 56-53 (3OT) |
| Oct. 11, 2008 | Nebraska | W, 37-31 (OT) |
| Dec. 29, 2006 | vs. Minnesota | W, 44-41 (OT) |
| Sept. 9, 2006 | at UTEP | W, 38-35 (OT) |
| Nov. 13, 2004 | at #22 Texas A&M | L, 25-32 (OT) |
| Oct. 5, 2002 | at #23 Texas A&M | W, 48-47 (OT) |
| Sept. 21, 2002 | #16 N.C. State | L, 48-51 (OT) |
| Oct. 6, 2001 | Kansas | L, 31-34 (2OT) |

UNIFORM WATCH (Since 2009)

Over the past decade, Texas Tech has been among the most innovative teams in the country related to team uniforms. The Red Raiders have multiple uniform combinations in their wardrobe and often do not use the same combination twice in a season. Here's a look at Texas Tech's record in various uniform combinations:

| Helmet-Jersey-Pants | Record |
|---------------------|--------|
| Black-Black-Black | 14-12 |
| Black-White-Black | 13-11 |
| Black-Red-Black | 12-3 |
| White-White-White | 11-7 |
| Black-Red-White | 4-0 |
| Black-Black-White | 4-4 |
| Black-Red-Red | 5-1 |

| | |
|-------------------|-----|
| Black-White-White | 1-4 |
| Black-Gray-Black | 1-0 |
| Black-Black-Gray | 1-0 |
| Gray-Gray-Gray | 1-0 |
| Black-Black-Red | 0-1 |
| Black-White-Red | 0-4 |
| White-White-Red | 0-2 |
| White-Black-White | 2-2 |
| White-Red-White | 1-0 |
| White-Red-Red | 1-1 |
| Gray-White-Gray | 1-3 |
| Red-Red-White | 1-0 |
| Red-White-White | 1-1 |
| Red-White-Red | 1-3 |
| Red-Red-Red | 1-2 |
| Red-White-Black | 1-3 |
| Red-Red-Black | 0-1 |

| | |
|--------------------------------------|-----|
| Red-Black-White | 0-1 |
| Black-White-Gray | 0-1 |
| Wounded Warrior (2010) | 1-0 |
| Wounded Warrior (2011) | 0-1 |
| Lone Star Pride (2012) | 0-1 |
| Lone Survivor (2013) | 0-1 |
| Lone Star Pride (2013) | 0-1 |
| Throwbacks - Black (2014) | 0-1 |
| White Ombre' (2014) | 0-1 |
| Lone Star Pride (2014) | 0-1 |
| Black Ombre' (2014) | 0-1 |
| Throwbacks - White (2015) | 2-0 |
| Throwbacks - Red (2017) | 1-2 |
| Throwbacks - White (2018-19) | 1-1 |
| Throwbacks - Black-Red-White (2020) | 0-1 |
| Throwbacks - Black-Black-Gray (2021) | 0-1 |

- Texas Tech has limited opponents to 40 passing first downs, which ranks T-32nd in FBS for the least allowed.
- Texas Tech's third down defense enters this week No. 31 in the FBS, allowing a clip of 30.6 percent (22-of-72).
- Texas Tech's fourth down defense enters this week No. 32 in the FBS, allowing a clip of 40.0 percent (2-of-5).

NOT A BAD HOMECOMING

- Senior defensive back **Malik Dunlap**, who spent the first three seasons of his collegiate career at N.C. State, had everything going for him but the win in his homecoming in Raleigh during week three. Dunlap recorded four pass breakups in the contest at N.C. State, marking the most in a single game by a Red Raider since **Justis Nelson** recorded five against TCU on Sept. 26, 2015.
- Dunlap was thrown against a team-high seven times. He allowed one reception for four yards in a team effort that limited the Wolfpack to 159 yards passing. For the season, Dunlap owns six pass breakups, ranking 14th-best in the FBS.

DERUYTER RETURNS TO THE LONE STAR STATE

- Following three stops on the West Coast, first-year Texas Tech defensive coordinator **Tim DeRuyter** is back in the state of Texas having last coached in the Lone Star State as the defensive coordinator at Texas A&M from 2010-11.
- DeRuyter's last three stops included Fresno State (head coach, 2012-16), California (2017-20) and Oregon (2021).

→ **Oregon:** DeRuyter's lone season on staff ranked No. 21/22 in the final polls after compiling a 10-4 record, which featured

appearances in the Pac-12 Championship and the Valero Alamo Bowl. The Ducks boasted one of the nation's most opportunistic defenses in 2021 as Oregon closed the year ranked fifth in the FBS with 17 interceptions and 26th nationally with 22 total takeaways. DeRuyter's unit featured two of the nation's top players in defensive end Kayvon Thibodeaux and safety Verone McKinley III. Thibodeaux, who became the first Oregon defensive standout to earn unanimous first team All-American accolades was selected with the fifth overall pick in the 2022 NFL Draft by the New York Giants, marking only the second time in Oregon history a defensive player has been chosen in the top five. McKinley, meanwhile, was a consensus All-American after sharing the FBS lead with six interceptions from his spot in the back end of the Oregon defense.

→ **Cal:** The Bears ranked 127th in scoring defense the season before DeRuyter's arrival in Berkeley, but immediately improved to the point where Cal ranked No. 22 in 2018 (20.4 ppg) and No. 33 in 2019 (21.9 ppg). The Golden Bears followed that by only giving up 26.5 points per game during his final season in 2020.

→ **Fresno State:** The Bulldogs had their first unanimous All-American in program history in defensive back, Phillip Thomas, under DeRuyter. He was also one of three finalists for the Jim Thorpe Award as he led the nation with eight interceptions in 2012. Fresno State won conference titles in DeRuyter's first two seasons and led the Bulldogs to a ranking as high as No. 13 during the 2013 season behind current NFL standouts Derek Carr and Davante Adams.

→ **Texas A&M:** Future NFL great Von Miller flourished under DeRuyter's direction with the Aggies, claiming the prestigious Butkus Award in 2010 as the nation's top linebacker. Miller garnered first team All-America honors for the second time in his career that season before eventually being selected No. 2 overall the next spring by the Denver Broncos during the 2011 NFL Draft.

■ A&M was one of eight stops as a defensive coordinator for DeRuyter, who has also served in a similar role at Air Force (2007-09), Nevada (2005-06), Ohio (1995-98, 2002-04) and Navy (1999-00). DeRuyter coordinated one of the nation's most successful defenses at Air Force in 2009 when they were No. 5 in pass defense (154.31), No. 10 in scoring defense (15.69) and No. 11 in total defense (288.31).

TEXAS TECH BEEFS UP D-LINE WITH EXPERIENCE TO ADD TO BRADFORD, HUTCHINGS

- Even with two proven veterans along the defensive line in **Tony Bradford Jr.** and **Jaylon Hutchings**, **Joey McGuire** and his staff made it a priority this offseason to shore up its defensive line, adding a pair of talented transfers in **Vidal Scott Jr.** and **Myles Cole**, who have combined for 28 starts between them at the likes of Arkansas State and Louisiana-Monroe. Overall, the Red Raiders boast 84 career starts along the defensive front as Bradford has 17 for his career, while Hutchings leads all returners with 38 starts as a Red Raider. Cole earned his first start as a Red Raider versus Texas.

FIRST DOWNS AT A PREMIUM FOR OPPOSITION

First downs allowed by the Texas Tech defense per game.

| Name | Rush | Pass | Penalty | Total |
|---------------------|------|------|---------|-------|
| Murray State | 2 | 6 | 2 | 10 |
| No. 25 Houston | 4 | 11 | 1 | 16 |
| No. 16 NC State | 7 | 6 | 2 | 15 |
| No. 22 Texas | 7 | 11 | 2 | 20 |
| No. 25 Kansas State | 9 | 6 | 0 | 15 |
| Five game total | 29 | 40 | 7 | 76 |

NOTABLE NFL DRAFT PICKS UNDER DERUYTER

Defensive draft picks in Tim DeRuyter's coaching career

| Name | Year | Rd. | Team |
|-----------------------|------|-----|------------|
| Kayvon Thibodeaux, DE | 2021 | 1st | NY Giants |
| Ashtyn Davis, DB | 2020 | 3rd | NY Jets |
| Jaylin Hawkins, DB | 2020 | 4th | Falcons |
| Evan Weaver, LB | 2020 | 6th | Cardinals |
| Tyler Davison, DL | 2015 | 5th | Saints |
| Derron Smith, S | 2015 | 6th | Bengals |
| Sean Porter, LB | 2013 | 4th | Bengals |
| Phillip Thomas, S | 2013 | 4th | Commanders |
| Von Miller, DE | 2011 | 1st | Broncos |

NOTE: Also coached a pair of second-round picks in QB **Derek Carr** and WR **Davante Adams** during five seasons as head coach at Fresno State.

2022 UNI TRACKER

| | |
|------------------------|-------------------|
| Gm. 1 vs. Murray State | Black-Red-Black |
| Gm. 2 vs. Houston | White-Black-White |
| Gm. 3 at NC State | Red-White-Red |
| Gm. 4 vs. Texas | Black-Red-Red |
| Gm. 5 at K-State | White-White-White |



- Not many defensive linemen in college football have a carry on their career stat sheet, let alone two. Jaylon Hutchings can proudly boast he might be the rare exception, however, as he totaled nine yards on the ground in 2019 as part of two fake punt attempts. Hutchings, a former running back despite his size at Forney High School, was included this summer on the annual "Freaks List" column by Bruce Feldman of *The Athletic*.
- One area to watch with the Red Raiders in years to come under McGuire is the overall size of the defensive front as it is one of the key measurables Texas Tech now uses in recruiting. In his first signing class as head coach, McGuire and his staff added the likes of freshmen **Joseph Adedire** (6-3, 270), **Syncere Massey** (6-5, 330) and **Trevon McAlpine** (6-3, 305) to go along with both Cole (6-6, 285), who resembles the build of outside linebacker **Tyree Wilson**.

D-LINE MAKING BIG IMPACT UP FRONT

- While **Jaylon Hutchings** (6-0, 310 lbs.) and **Tony Bradford Jr.** (6-1, 300 lbs.) are the starters up front, **Philip Blidi** (6-3, 295 lbs.) has been the motor that's kept the pressure coming against opposing offenses through the first five games. Blidi leads the Red Raiders' defensive front with 4.5 TFLs this season.
- Blidi exploded in the first half of week one, tallying 2.0 sacks. He added a solo TFL in the second half to finish the game with 3.0. The 2.0 sacks and 3.0 TFLs both marked career highs for the junior who played in his 24th career game versus Murray State. Blidi was one of 15 FBS players that recorded 3.0 TFLs in week one of the college football season. Blidi's 3.0 TFLs were the most in a single game since now-Seattle Seahawk linebacker **Jordyn Brooks** recorded 4.0 TFLs in a single game Oct. 5, 2019 versus Oklahoma State.

THE RIGHT FIT

- Known for his versatility throughout his Texas Tech career, sixth-year senior **Kosi Eldridge** has found his place on the Red Raiders' defense as its starting "Will" Linebacker (weak-side linebacker). Eldridge, in his third season as a Red Raider, was utilized in multiple linebacker spots and a hybrid defensive back role in 2020, and as a defensive back in 2021, but was shifted to weak-side linebacker in fall camp and earned the starting job.
- Eldridge recorded 1.0 TFL in each of the first two games at his new position to start the 2022 season. He entered this year with 1.5 TFLs in his Tech career with 1.0 in 2020 and 0.5 in 2021.
- Eldridge shined versus Houston posting a career-high seven tackles, besting his previous high of four. Eldridge had another strong performance at N.C. State, racking up five tackles
- Eldridge surpassed his previous single-season high of 15 tackles during the 2021 season during the Texas contest. He owned 19 tackles after the Texas game, and has since added to that total with four more last time out to bring his season total to 23 which ranks third-most on the team in 2022.
- No tackle may have been more important than his first sack since 2020 on a 3rd and 4 from the TTU15 that set Houston back 15 yards and forced an attempted 47-yard field goal that was missed on 4th and 19 late in the third quarter.

VETERAN SECONDARY

- The Red Raiders' two-deep has eight defensive backs, including the Star position, with 168 starts among them in major-college football, including five with at least 20.
- **Marquis Waters** returns from a season-ending injury to play Star, a hybrid position with safety, outside linebacker and slot cornerback responsibilities. Waters has 43 career starts while his back-up, Keyon Blankenbaker, a transfer from Wyoming, has 27 starts under his belt. Waters previously started in 24-consecutive games at Duke prior to transferring to Texas Tech ahead of the 2021 season.
- On the corners, **Rayshad Williams** and **Malik Dunlap**, who are playing alongside each other at corner have 40 starts between them. Williams leads with 25, including 17-straight. Sixth-year senior **Adrian Frye**, meanwhile, owns 22 career starts of his own and was an All-Big 12 first team honoree as a true freshman in 2018.
- Texas Tech also benefits from a pair of safeties in the back end with plenty of experience as **Reggie Pearson Jr.** (28) and **Dadrión Taylor-Demerson** (16) have 44 starts as a duo. Taylor-Demerson led the Red Raiders a year ago with three interceptions en route to earning honorable mention All-Big 12 accolades.
- Frye, Waters and Blakenbaker are all in their sixth years at the collegiate level after exercising the additional season of eligibility the NCAA allotted players on rosters during the 2020 COVID season.

PLENTY OF EXPERIENCE RETURNING

(Career starts among returning Red Raiders')

| Name | Pos. | Starts |
|-------------------------|------|--------|
| Marquis Waters* | DB | 43 |
| Jaylon Hutchings | DL | 37 |
| Keyon Blankenbaker* | DB | 27 |
| Reggie Pearson Jr.* | DB | 27 |
| Rayshad Williams | DB | 25 |
| Adrian Frye | DB | 22 |
| Dimitri Moore | LB | 21 |
| Tyree Wilson | OLB | 23 |
| Krishon Merriweather | LB | 19 |
| Vidal Scott Jr. | DL | 16 |
| Tony Bradford Jr. | DL | 16 |
| Dadrión Taylor-Demerson | DB | 15 |
| Myles Cole | DL | 13 |

TAKE THREE

- The term "Take Three" is one many around the Red Raider program have heard daily since **Joey McGuire's** hiring. The phrase is a key element of McGuire's plan to win strategy, highlighting the defensive goal of creating three takeaways per game.
- While the Red Raiders' 63-10 week one win was more than satisfying, producing zero turnovers in game one left the Red Raiders dissatisfied and hungry in this department.
- Then-No. 25 Houston was the recipe to start heading in the right direction. In 2021, Texas Tech forced four turnovers in its win at NRG Stadium over the Cougars, and in 2022, it was two turnovers gained that helped pave the way to victory. **Krishon Merriweather** forced a fumble at midfield against the Cougars' Ta'Zawn Henry in the first quarter while **Reggie Pearson Jr.** intercepted Clayton Tune at the beginning of the fourth quarter. It was Pearson's second career interception at the time and first since facing Houston in 2021.
- Texas Tech returns six starters on its defense, including the bulk of its secondary such as seniors **Dadrión Taylor-Demerson**, who led the Red Raiders with three interceptions a year ago. The defense also features one of the nation's top returning edge rushers in **Tyree Wilson**, the Liberty Bowl Defensive MVP from a year ago who had 13.5 tackles for loss and 7.0 sacks.

PEARSON JR. SHINES IN WIN OVER TEXAS

- Senior defensive back **Reggie Pearson Jr.** was a part of both of Texas Tech's takeaways in its win against Texas, first by securing an interception in the second quarter and the second was recovering a critical fumble in overtime. For his part, Pearson was named the Big 12 Co-Defensive Player of the Week, marking his first career weekly honor. Pearson is the first Red Raider to have an interception and a fumble recovery in the same game since 2017 when Justus Parker accomplished that feat in a contest at Kansas.
- The timely fumble recovery, that **Krishon Merriweather** jarred loose, was Pearson's first career recovery. His interception of Hudson Card in the second quarter (11:05) was his second interception of the season and third interception as a Red Raider dating back to the 2021 season opener against Houston. In fact, his previous two interceptions were both of Houston quarterback Clayton Tune in 2021 and 2022. Pearson leads the Red Raiders with two interceptions after five games, which are Tech's only two interceptions this year.

AFCA GOOD WORKS TEAM



Texas Tech senior defensive lineman **Tony Bradford Jr.** has made it his mission since arriving on campus to better the community he now calls home. That determination earned him a significant honor this season as he has been named to the 2022 Allstate AFCA Good Works Team.

Bradford is one of 11 student-athletes from the Football Bowl Subdivision (FBS) and 11 more from the Football Championship Subdivision (FCS), Division II, Division III and NAIA ranks as well as one honorary head coach to make up the final roster of 23 award recipients from across college football on the Good Works Team. He is the only Big 12 student-athlete named to the prestigious team.

Bradford becomes the fourth Red Raider student-athlete all-time to be recognized on the Good Works Team, joining the likes of Brian Duncan (2008), Montae Reagor (1998) and Dane Johnson (1997). Former head coach Matt Wells was previously the honorary head coach on the 2021 team.

Over his four years on campus, Bradford has been a vocal proponent in getting the Red Raiders active in the Lubbock community on a regular basis and also seeking positive change throughout West Texas.

Bradford is the driving force behind a Texas Tech football program that has committed more than 2,000 hours of community service the past two years alone, contributing to visits to local elementary and junior high schools, the Ronald McDonald House, the Texas Boys Ranch, South Plains Food Bank, Habitat for Humanity, Burgers and Badges and area children's homes.

Possibly his biggest impact has been felt on the youth of tomorrow as Bradford regularly meets with local youth athletes to encourage them to be a positive example for their community. Following the murder of George Floyd, Bradford helped organize community cleanups and voter registration drives in East Lubbock not far from the Texas Tech campus. While there, he was able to encourage and ultimately brighten the day of many underserved youth in East Lubbock through pick-up basketball games and various other activities. Bradford also helped organize peace walks on the Texas Tech campus and in East Lubbock to promote injustice issues and need for peace in communities.

In addition to his role in the community, Bradford has taken steps to advance his future career in law enforcement by serving as a security guard with the Texas Tech Police Department. Bradford, who lists becoming a police chief as his goal after football, has worked with the police department each of the past three springs to gain valuable knowledge of the profession. Thus, during the spring, Bradford will often go from a morning workout, to a class to potentially riding along with a member of the Texas Tech police department to protect his peers on campus.

He regularly worked Texas Tech's home basketball events, assisting with traffic control and in-venue security. His future work in law enforcement stems from his desire to not only help others but also to "be the change in the community." In his words, for society to change for the better, it will take leaders like himself to be part of that positive change.

The respect Bradford has gained off the field has led to a bigger voice for important topics on campus and within the Big 12 Conference. Bradford is a longtime member of the Texas Tech Student-Athlete Advisory Committee and was selected this year to represent the university as part of the Big 12 Champions for Life campaign. With that, he was able to attend the Big 12's annual meetings this May as a student-athlete voice and to also be recognized for his work in the community. Bradford was previously selected this past fall as one of two Big 12 representatives on the NCAA Division I Football Oversight Committee Student-Athlete Connection Group.

THE MCNAMARA RECORD BOOK

TEXAS TECH SINGLE-GAME LONGEST PUNTS

| | | |
|-----|--|----|
| 1. | Austin McNamara vs. West Virginia (2020) | 87 |
| 2. | R.W. Moyers vs. West Texas State (1945) | 85 |
| 3. | David Kuykendall vs. Arkansas (1975) | 79 |
| 4. | Buddy Hill vs. Tulsa (1954) | 78 |
| | Ken Vinyard vs. Kansas (1966) | 78 |
| | Johnny Odom vs. Boston College (1971) | 78 |
| | Mark Bounds vs. Texas (1991) | 78 |
| 8. | Robert King vs. Rice (1992) | 77 |
| | Robert King vs. Texas A&M (1993) | 77 |
| 10. | Johnny Odom vs. SMU (1970) | 76 |
| 11. | Johnny Odom vs. Texas (1970) | 75 |
| | Maury Buford vs. Texas A&M (1978) | 75 |
| | Robert King vs. Wyoming (1992) | 75 |

TEXAS TECH SINGLE-SEASON AVERAGE LEADERS

| | | |
|-----|------------------------|------|
| 1. | Austin McNamara (2021) | 48.2 |
| 2. | Mark Bounds (1991) | 46.8 |
| 3. | Austin McNamara (2020) | 46.3 |
| 4. | Taylor Symmank (2015) | 46.0 |
| 5. | Alex Reyes (2006) | 45.2 |
| 6. | Austin McNamara (2019) | 45.0 |
| 7. | Maury Buford (1981) | 44.8 |
| 8. | Maury Buford (1978) | 44.1 |
| - | Austin McNamara (2022) | 43.6 |
| 9. | Ryan Erxleben (2013) | 43.0 |
| | Alex Reyes (2003) | 43.0 |
| 11. | Alex Reyes (2005) | 42.8 |
| 12. | Robert King (1993) | 42.7 |

TEXAS TECH CAREER AVERAGE LEADERS

| | | |
|-----|--------------------------------|------|
| - | Austin McNamara (2019-Present) | 46.0 |
| 1. | Taylor Symmank (2012-15) | 43.7 |
| 2. | Alex Reyes (2003-06) | 43.3 |
| 3. | Maury Buford (1978-81) | 43.2 |
| 4. | Robert King (1992-93) | 42.6 |
| 5. | Ryan Erxleben (2009, 2011-13) | 41.9 |
| 6. | Dominic Panazzolo (2017-18) | 41.7 |
| 7. | Jeremy Hernandez (1996-98) | 40.1 |
| | Jamie Simmons (1986-89) | 40.1 |
| 9. | Michael Barden (2015-18) | 40.0 |
| 10. | Brad Cade (1994-95) | 39.8 |
| | Clinton Greathouse (2000-02) | 39.8 |
| | Eric Rosiles (1999-00) | 39.8 |

BIG 12 CONFERENCE SINGLE-GAME LONGEST PUNTS

| | | |
|----|--|----|
| 1. | Austin McNamara vs. West Virginia (2020) | 87 |
| 2. | Michael Turk (OU) vs. Texas (2021) | 85 |
| | Tress Way (OU) vs. Utah State (2010) | 85 |
| 4. | Sam Koch (Neb) vs. Pittsburgh (2005) | 84 |
| 5. | Curtis Ansel (KU) vs. Baylor (2002) | 83 |

BIG 12 CAREER AVERAGE LEADERS (min. 100 punts, 2 seasons)

| | | |
|----|---------------------------------------|------|
| - | Austin McNamara (2019-Present) | 46.0 |
| 1. | Quinn Sharp (Oklahoma State, 2009-12) | 45.9 |
| 2. | Michael Dickson (Texas, 2015-17) | 45.3 |
| 3. | Daniel Sepulveda (Baylor, 2003-06) | 45.2 |
| 4. | John Torp (Colorado, 2002-05) | 44.9 |
| 5. | Shane Lechler (Texas A&M, 1996-99) | 44.7 |
| 6. | Justin Brantly (Texas A&M, 2005-08) | 44.4 |
| 7. | Trevor Pardula (Kansas, 2013-14) | 44.0 |
| | Tress Way (Oklahoma, 2009-12) | 44.0 |
| 9. | Nick O'Toole (West Virginia, 2013-15) | 43.9 |

BIG 12 SINGLE-SEASON AVERAGE LEADERS (min. 40 punts)

| | | |
|----|---------------------------------|------|
| 1. | Austin McNamara (2021) | 48.2 |
| 2. | Mark Mariscal (Colorado, 2002) | 47.6 |
| 3. | Michael Dickson (Texas, 2017) | 47.4 |
| | Michael Dickson (Texas, 2016) | 47.4 |
| 5. | Shane Lechler (Texas A&M, 1997) | 46.9 |
| 6. | Cameron Dicker (Texas, 2021) | 46.7 |

THE NATION'S TOP PUNTER

Through three seasons, Austin McNamara has firmly cemented his name in the Texas Tech record book as the senior punter started 2022 at the top of all three major punting categories in program history - career average leader (46.3), single-season average leader (48.2), and longest punt (87) in a game.

McNamara not only leads the way in the Texas Tech record book, but the Big 12 record book as well. It started with the longest boot by any Big 12 player in league history when he launched an 87-yard punt on Oct. 24, 2020 in Lubbock versus West Virginia. His career average entering the 2022 season (46.3) is the highest of any Big 12 player before him, just like his top spot at Texas Tech. The senior was tabbed to the 2022 Ray Guy Award preseason watch list this offseason prior to starting his fourth year handling Tech's punting duties.

- 2019 Freshman All-America
- 2019 First Team All-Big 12
- 2020 First Team All-Big 12
- 2021 Second Team All-Big 12
- 2021 First Team Academic All-Big 12



SPECIAL TEAMS NOTEBOOK

MORE ON MCNAMARA...

- Punter **Austin McNamara** entered the 2022 season with the top career average (46.3) in the FBS among career active leaders with at least a minimum of 100 career punts. That average has dropped to 46.0 as he currently owns the lowest season average of his four year career, averaging 43.6 yards per punt after five games. Despite it being his lowest average of his four seasons, 43.6 would still rank ninth on the all-time single season average Top 10.
- McNamara set the program record for single season punting average (48.2) in 2021 after booting 42 punts for 2,023 yards. It smashed the Tech single-season record of 46.8 that was set by **Mark Bounds** in 1991. He is the only Red Raider with two of the top-five punting averages currently in the school record book.
- By bombing eight punts of at least 50 yards in a single game, McNamara set a new single game FBS record on Nov. 20, 2021 against Oklahoma State. The performance broke the previous FBS record of seven that was set by Colorado's Mark Mariscal in a 2002 home game against Southern California. McNamara averaged 56.4 yards per punt overall against the Cowboys, which finished just shy of the Texas Tech single-game record of 57.0 yards an attempt that was set by **Alex Reyes** in a 2004 win versus Baylor (only three attempts).
- For games that included nine or more punts, McNamara's 56.4 average ranked as the second-best performance in all of FBS football in 2021 behind San Diego State's Matt Araiza's 56.8 average (nine attempts) in a home game against New Mexico State. It marked the third-highest for any punter with at least nine attempts in a game dating back to 2000, trailing only the clips from Wake Forest's Dom Maggio in a 2019 contest at Clemson (57.7) and Araiza and his 56.8 average versus New Mexico State.
- McNamara set social media on fire midway through the 2020 season with his booming 87-yard punt against West Virginia, which marked the longest by an FBS kicker since 2017 and the longest in Texas Tech and Big 12 history. McNamara broke the Texas Tech single-game record for the longest punt that was previously set by **R.W. Moyers** in 1945 against West Texas State. Moyers launched an 85-yard punt in the win, which is the only other punt of 80 yards or longer in school history.
- In addition to his punting duties, McNamara is in his second-consecutive season as Texas Tech's primary holder on field goals.

WOLFF EMERGES

- Texas Tech entered the 2022 season with its two kickers that battled it out during fall training camp, fifth-year Red Raider **Trey Wolff** and first-year transfer **Gino Garcia** (Houston Baptist), as "or's" on the depth chart. Wolff officially claimed the spot after week five.
- After five games, Wolff is 7-for-9 on field goal attempts while Garcia is 0-for-1. Wolff is 14-for-14 on PATs while Garcia is 6-for-6.
- Wolff has already been called upon to play hero twice this season (vs. No. 25 Houston & vs. No. 22 Texas) and come through in clutch situations. He put a then-career-long 47-yarder between the uprights with 0:03 remaining on the game clock to push the Houston contest into the first of two overtime periods. Versus the Longhorns, Wolff connected on a 45-yard try with 0:21 left in regulation to give Texas Tech a 34-31 lead. Texas' kicker countered to tie the game, but it was Wolff who hit the game-winning 20-yard field goal in overtime to win the game. At K-State, Wolff closed the first half with a career-long 51 yarder.
- Wolff is a perfect 4-of-4 on kicks 39 yards and closer. He is 3-of-5 on kicks greater than 40 yards.
- After no field goal opportunities for either kicker in the season opener versus Murray State, Wolff connected for his first field goal since Nov. 7, 2020, a 25-yarder, in the first qtr. against Houston-he finished the game 2-for-3. Meanwhile, Garcia went 0-for-1 missing from 46 yards with 5:30 left on the game clock in the fourth quarter. Wolff was 1-for-1 on PATs and Garcia was 2-for-2 on PATs vs. Houston.
- Wolff started his career very strong, going 20-for-22 showing on field goals in 2019, ranking him as one of the most accurate kickers in the country. He became only the second Tech player since 2000 to record a field goal percentage of 90.0 or higher (90.9), joining then-school-record holder **Clayton Hatfield** (92.9 percent) from 2016. Wolff went 1-for-5 in 2020 and did not attempt a field goal in 2021.
- **Jonathan Garibay** unseated Wolff in 2021 and became the third Red Raider since 2000 to record a field goal percentage of 90.0 or higher, topping Hatfield's program record with a 93.8 percent average going 15-of-16 a year ago. Garibay ultimately earned All-Big 12 first team honors to join Hatfield and Alex Trillica as the only Red Raider kickers in league history to garner first-team honors.
- Garcia, meanwhile, transferred to Texas Tech following three seasons at Houston Baptist and will have two full seasons of eligibility remaining. Garcia was a 2021 first-team honoree on the All-Southland Conference team. He was successful on 9-of-10 field goals, including ones from 59 and 48 yards. Garcia owns six career field goal makes of 48 yards or longer. The 59-yard kick ranks fourth all-time in Southland Conference history for distance. For his career, Garcia went 32-for-46 in three seasons at HBU.

ONE OF A KIND

- When you don't hear the long snappers name too often, it's probably a good thing - he's doing his job - and that's what **Jackson Knotts** has been doing for the Red Raiders. Knotts was the only true freshman in 2021 to play in all 13 games last season. He was put on scholarship to start the spring 2022 semester, surprised in a team meeting on Jan. 12, 2021.
- The Florida native is the son of former Florida Gator, Andy Knotts. His dad advocated long snapping, he wanted to play quarterback. He long snapped all four years in high school but also drew a starting safety role his senior season.
- Knotts was also a track and field standout, with a javelin focus. He set a since-broken state high-school record in the javelin with a throw of 187 feet, 9 inches and finished third in the Class 4A state meet.



TEXAS TECH UNIVERSITY

THE STATE OF TEXAS' TOP ATHLETICS DEPARTMENT

- With all the talk of conference realignment in the air, it's important to remember Texas Tech has led all schools in the state of Texas in the Capital One Cup men's standings in two of the last four complete athletic seasons after finishing third nationally in 2018-19 and then 14th for the 2017-18 athletic year. Below are several other facts regarding Texas Tech's success in competition.
- Since 2017, Texas Tech has had 16 of its 17 athletic programs compete in the NCAA postseason or a bowl game.
- Texas Tech has had six different programs finish among the top-10 teams nationally in their respective sport since 2014 alone.
- The Red Raiders have appeared in 39 bowl games in their history, which ranks tied for third among Big 12 programs and among the top-25 teams in college football history.
- Texas Tech claimed the 2019 Men's Outdoor Track and Field National Championship under head coach **Wes Kittley**, the father of new Red Raider offensive coordinator **Zach Kittley**.
- Texas Tech played in the 2019 NCAA Championship Game as well as in two-consecutive Elite Eights (2018-19). The Red Raiders are one of four men's basketball programs in the country with multiple Elite Eight appearances over the last four NCAA Tournaments.
- Texas Tech has advanced to the Men's College World Series four times in recent years (2014, 2016, 2018, 2019), which is tied for the most trips to the hallowed grounds in Omaha among teams nationally since 2014.
- Lady Raider Basketball remains one of the top programs in women's college basketball history as Texas Tech ranks 19th all-time among power-five programs with its 936 victories. Backed by the legendary **Sheryl Swoopes**, the Lady Raiders claimed the NCAA National Championship in 1993, the first team national championship in school history.
- Since joining the Big 12 as a charter member in 1996, Texas Tech has won 27 conference titles, with 11 of those coming in the past seven years alone.
- In addition to its athletics success, Texas Tech has unveiled several new facilities in recent years with the opening of the \$48 million Sports Performance Center in 2017, the Cash Family Sports Nutrition Center in 2020 and the \$32.2 million Dustin R. Womble Basketball Center in May 2021.

THE NATION'S MOST DEDICATED FANS

- Texas Tech boasts one of the most rabid fan bases in all of college athletics as Red Raider fans have traditionally traveled in droves for bowl trips as well as to basketball games in locations like New York City, Anaheim (CA) and Minneapolis for the Final Four as well as to Omaha for the Men's College World Series.
- To date, Texas Tech has played in the highest-attended games for three bowl games, including two prominent ones in the state of Texas: the Goodyear Cotton Bowl (Dallas), the Academy Sports + Outdoors Texas Bowl (Houston) and the Holiday Bowl (San Diego).
- The Red Raiders had 88,175 fans on tap for the 2009 Cotton Bowl when the Red Raiders faced Ole Miss in the bowl's final game at historic Fair Park. It remains the highest-attended contest in the bowl's history even with the move to AT&T Stadium in Arlington, which can reach over 100,000 fans in capacity.
- Additionally, Texas Tech helped set the Texas Bowl attendance record in 2015 when the Red Raiders faced LSU in NRG Stadium. The bowl drew 71,307 fans that night to see a pair of future NFL standouts in Texas Tech's **Patrick Mahomes II** and **Jakeem Grant**.
- At home, Texas Tech has sold out of season tickets for its baseball program over eight-consecutive seasons now and will likely be looking at another sellout in 2023 after the Red Raiders advanced to the NCAA Regional round this past June.
- Texas Tech has now sold out of season tickets for four-consecutive men's basketball seasons, giving the Red Raiders the premier homecourt advantage in college basketball at 15,000-seat United Supermarkets Arena. The Red Raiders averaged 13,973 fans during the 2020-21 season, which ranked second in the Big 12 and in the top 15 nationally.
- On social media, Texas Tech student-athletes earned the highest engagement rate on their posts among peer power-five institutions over the past athletic year. Texas Tech's social media accounts accumulated over 35 million combined video views during the 2020-21 year alone.
- Texas Tech's brand has the ability to reach the nation through its creative social media usage. Texas Tech currently boasts the sixth-highest TikTok following by athletics accounts in the nation.
- Texas Tech is annually one of the top-performing schools among the Collegiate Licensing Company's (CLC) partner institutions, ranking in the top-25 nationally in royalties generated this past year.

A PREMIER RESEARCH INSTITUTION

- Texas Tech University is the flagship institution, with a Moody Aa1 rating, of the five-member Texas Tech University System.
- Texas Tech is one of 16 universities designated as a Carnegie Very High Research Activity Institution and a Hispanic Serving Institution.
- Texas Tech has been named Higher Education Excellence in Diversity award winner in each of the last nine years. The university currently boasts 42 percent of its students identifying as racial-ethnic minorities.
- Texas Tech is a five-star Campus Pride Institution, one of two in Texas, and No. 25 on the Campus Pride Index.
- Texas Tech has awarded over \$170 million in scholarships recently with over 50 percent of students receiving scholarship support.
- Texas Tech boasted more than \$192 million in research expenditures in 2020 alone.

RED RAIDERS IN THE NFL



SPORTS LARGEST CONTRACT

- There isn't a bigger star in the NFL currently than Texas Tech's own **Patrick Mahomes II**. The one-time Red Raider gunslinger has transformed the NFL in only five professional seasons, claiming NFL MVP honors in 2018 before leading the Kansas City Chiefs to back-to-back Super Bowl appearances, including a win in 2020.
- With his Super Bowl win over the San Francisco 49ers, Mahomes became the youngest player in history to be named NFL MVP and also win a Super Bowl. Mahomes, who at only 24 years of age, was tabbed Super Bowl MVP after leading the Chiefs to their second Super Bowl title in history and their first since 1970.
- In July 2020, Mahomes signed the richest contract in NFL history as he and the Chiefs agreed on a 10-year extension worth up to \$503 million. It marked the second time in school history where a Red Raider has signed the richest NFL contract as Ring of Honor member **Donny Anderson** previously did so with the Green Bay Packers upon being drafted in 1965.
- Dating back to his time as a Red Raider, the 2016 Sammy Baugh Trophy winner is the only quarterback in history to throw for 5,000 yards at both the collegiate and NFL levels.
- Mahomes was announced as the eighth member of the prestigious Ring of Honor in August as he will return to Lubbock the weekend of the Baylor game for his induction. Mahomes will also be enshrined that weekend into the Texas Tech Hall of Fame.

NEWS & NOTES ON RED RAIDERS IN NFL

- Red Raider great **Danny Amendola** retired this offseason after 13 NFL seasons where he played in two Super Bowls as a member of the New England Patriots. Amendola caught 617 passes for 6,212 yards and 24 touchdowns during his illustrious NFL career.
- **Jordyn Brooks**, a first-round draft pick in 2020, set the Seattle Seahawks team record a year ago after totaling 184 tackles over his 17 starts. It was only the second full NFL season for Brooks, who had 57 total tackles as a rookie in 2020.
- Former Red Raider gunslinger and head coach **Kliff Kingsbury** enters his fourth season leading the Arizona Cardinals. Kingsbury guided the Cardinals to the playoffs a year ago with 11 wins, Arizona's most of his tenure.

RED RAIDERS ON NFL ROSTERS

| NAME (YEARS AT TECH) | NFL TEAM |
|--|----------------------|
| Jack Anderson, OL (2017-20) | New York Giants |
| Jordyn Brooks, LB (2016-19) | Seattle Seahawks |
| Le'Raven Clark, OL (2012-15) | Tennessee Titans |
| Cody Davis, DB (2009-12) | New England Patriots |
| Sam Eguavoen, LB (2011-14) | Miami Dolphins |
| Erik Ezukanma (2019-21) | Miami Dolphins |
| Da'Marcus Fields, DB (2016-21) | New Orleans Saints |
| Kerry Hyder, DL (2009-13) | San Francisco 49ers |
| Patrick Mahomes II, QB (2014-16) | Kansas City Chiefs |
| Zech McPhearson, DB (2019-20) | Philadelphia Eagles |
| Terence Steele, OL (2016-19) | Dallas Cowboys |
| Broderick Washington Jr., DL (2016-19) | Baltimore Ravens |
| *Antoine Wesley, WR (2016-18) | Arizona Cardinals |
| *Dawson Deaton, OL (2018-21) | Cleveland Browns |
| *Jakeem Grant, WR (2012-15) | Cleveland Browns |

Practice Squad

| | |
|----------------------------------|----------------------|
| Dakota Allen, LB (2015, 2017-18) | Cleveland Browns |
| Cameron Batson, WR (2014-17) | Atlanta Falcons |
| Keke Coutee, WR (2015-17) | Indianapolis Colts |
| Kaylon Geiger, WR (2021) | Tampa Bay Buccaneers |
| Davis Webb, QB (2013-15) | New York Giants |

* designates players on Injured Reserve

QUICK FACTS

TEXAS TECH UNIVERSITY

| | |
|-----------------------|--------------------------------|
| Founded | 1923 |
| Enrollment | 40,322 |
| Nickname | Red Raiders |
| Chancellor | Dr. Tedd Mitchell |
| President | Dr. Lawrence Schovanec |
| Director of Athletics | Kirby Hocutt |
| Official Mascot | Masked Rider (horse and rider) |
| Unofficial Mascot | Raider Red (cartoon figure) |

TEAM HISTORY

| | |
|----------------------------|-----------------|
| First Season | 1925 |
| All-Time Record/Seasons | 580-470-32/98th |
| All-Time Conference Record | 278-257-10 |
| Conference Championships | 11 |
| Bowl Appearances/Record | 38 (14-23-1) |

STADIUM INFORMATION

| | |
|-----------------------|--|
| Name | Jones AT&T Stadium |
| Capacity | 60,454 |
| Stadium Luxury Suites | 85 |
| Stadium Club Seats | 1,644 |
| Stadium Surface | FieldTurf (installed 2017) |
| Band | Goin' Band from Raiderland (400 members) |

TEAM INFORMATION

| | |
|-----------------------------------|-------------|
| 2021 Overall Record | 7-6 |
| Big 12 Record (Finish) | 3-6 (T-7th) |
| Home Record | 3-3 |
| Road Record | 2-3 |
| Neutral | 2-0 |
| Lettermen Returning/Lost | 50/28 |
| Starters Returning/Lost (Offense) | 4/7 |
| Starters Returning/Lost (Defense) | 6/5 |
| Newcomers | 48 |

SUPPORT STAFF

| | |
|--------------------------------|------------------------------------|
| Head Strength Coach | Lance Barilow (First Season) |
| Associate Strength Coach | Aaron Hall (First Season) |
| Assistant Strength Coach | Brandon Lee (Second Season) |
| Assistant Strength Coach | Brandyn Musgrave (First Season) |
| Assistant Strength Coach | Beef Watson (First Season) |
| Associate A.D./FB Admin. | Antonio Huffman (Fourth Season) |
| Director of FB Operations | Quintin Jordan (First Season) |
| Director of Player Personnel | James Blanchard (First Season) |
| Director of Scouting | Brian Nance (First Season) |
| Director of Player Development | Dave Martin (First Season) |
| Asst. Dir. Player Development | Sammy Morris (First Season) |
| Asst. Dir. of Ops & Recruiting | Harrison Hanna (First Season) |
| Dir. of Recruiting Operations | Kate Shealy (Second Season) |
| Dir. of On-Campus Recruiting | Preslee Quisenberry (First Season) |
| Recruiting & Personnel Asst. | Sean Kenney (First Season) |
| Senior Offensive Analyst | Kirk Bryant (First Season) |
| Special Teams Analyst | Tyler Schovanec (First Season) |
| Defensive Quality Control | Ryan Conry (First Season) |
| Defensive Quality Control | James Lockhart (First Season) |
| Offensive Quality Control | Diego Ortiz (Sixth Season) |
| Offensive G.A. | Lou Bunning (First Season) |
| Offensive G.A. | Trent Vasey (First Season) |
| Defensive G.A. | Kirby Ennis (Third Season) |
| Defensive G.A. | Jah'Shawn Johnson (First Season) |
| Football Dietitian | Hannah Petersen (First Season) |
| Head Athletic Trainer | Drew Krueger |
| Assoc. Athletic Trainer | Michael Ramirez |
| Asst. Athletic Trainer | Katherine Carden |
| Asst. Athletic Trainer | Steven Lapso |
| Director of FB Video | Chris Velasquez |
| Video Coordinator | Eric Gerald |
| Asst. A.D./Equipment | Zane Perry |
| Head Equipment Manager | Cayman Ansell |
| Asst. Equipment Manager | Roger Lira |
| Asst. Equipment Manager | Jacob Gore |

TEXAS TECH COACHING STAFF



ZACH KITTLEY

Offensive Coordinator/Quarterbacks
1st Season at Tech
Game Day Location: Sideline

Career Breakdown: Kittley, the architect behind one of the nation's top offenses the past two years at both Houston Baptist (2018-20) at Western Kentucky (2021), returned to his alma mater for his second stint on the coaching staff (2013-17). Kittley has worked with a pair of NFL quarterbacks during his short coaching career, first with Patrick Mahomes II at Texas Tech and then Bailey Zappe at both Houston Baptist and Western Kentucky.



KENNY PERRY

Associate Head Coach/Special Team Coordinator/Running Backs
1st Season at Tech
Game Day Location: Sideline


Career Breakdown: Perry, a legendary high school head coach, himself, in the Dallas-Fort Worth metroplex, joined the Red Raider staff after two seasons at SMU. Perry, who has also been on staff at both Kansas and TCU, spent 14 years as a high school head coach, finishing 67-22 over his final seven seasons at Arlington Bowie alone. He is a former member of the THSCA Board of Directors.



JOSH BOOKBINDER

Inside Linebackers
1st Season at Tech
Game Day Location: Pressbox

Career Breakdown: Bookbinder reunites with McGuire after the two previously served on the defensive staff at Baylor (2019-21). Bookbinder was a defensive quality control assistant during that span for a Baylor program that recorded a pair of 10-win seasons and appeared in two Big 12 Championship games, winning the conference crown in 2021. He is the grandson of legendary Baylor head coach Grant Teaff.



ZARNELL FITCH

Defensive Line
1st Season at Tech
Game Day Location: Sideline

Career Breakdown: Fitch, another one-time Texas High School Coaches Association member to join McGuire's charter staff, had previously served in a similar role at TCU. Fitch oversaw the TCU defensive line each of the past six years after beginning his tenure as the Director of High School Relations in 2014. Fitch mentored 11 Horned Frogs who earned All-Big 12 honors during his tenure, a list that featured four first-team selections.



EMMETT JONES

Passing Game Coordinator/Receivers
1st Season at Tech
Game Day Location: Sideline

Career Breakdown: Jones, a highly-respected figure from his time as the head coach at South Oak Cliff High School (Dallas), was previously the outside receivers coach for the Red Raiders from 2016-18 after originally joining then head coach Kliff Kingsbury's staff as Director of Player Development. Prior to his return to Lubbock, Jones spent three seasons at Kansas where he oversaw the wide receiver room in 2019 before being promoted to passing game coordinator for the 2020 and 2021 campaigns.



TIM DERUYTER

Defensive Coordinator
1st Season at Tech
Game Day Location: Sideline


Career Breakdown: DeRuyter arrived in Lubbock having served as a defensive coordinator or a head coach in each of the past 20 seasons. He has been the defensive coordinator at the likes of Ohio (1995-98, 2002-04), Navy (1999-00), Air Force (2007-09), Texas A&M (2010-11), Cal (2017-20) and Oregon (2021) over his career as well as a head coach following five seasons leading Fresno State where he led the Bulldogs to consecutive MWC titles.



C.J. AH YOU

Outside Linebackers
1st Season at Tech
Game Day Location: Sideline


Career Breakdown: Ah You's hiring marks his return to the Big 12 where he previously starred at Oklahoma (2005-06) before enjoying a six-year NFL career with the St. Louis Rams. He returned to his alma mater as a defensive quality control assistant for the Sooners during the 2014-15 seasons. He has also served as the defensive line coach at Vanderbilt from 2016-18 and as a quality control coach at USC last season.



JOSH COCHRAN

Tight Ends
1st Season at Tech
Game Day Location: Pressbox

Career Breakdown: Cochran shifts over to coach the tight ends after spending the previous two seasons as the co-offensive coordinator and offensive line coach at Austin Peay. Austin Peay was Cochran's first full-time coaching role at the FBS or FCS levels after previously serving in various roles at both North Carolina (2020) and Baylor (2017-19). Back in July, Cochran was named to Dave Campbell's Texas Football "40 under 40" coaches list.



STEPHEN HAMBY

Offensive Line
1st Season at Tech
Game Day Location: Sideline

Career Breakdown: Hamby heads back to West Texas following one season at Western Kentucky where he, along with new offensive coordinator Zach Kittley, helped build one of the top offenses in the country. Hamby a Texas Tech alum, starred on the offensive line as a Red Raider where he helped lead Tech to four-consecutive bowl appearances, including two trips to the Cotton Bowl. He served as a Graduate Assistant for Tech from 2013-15.



MARCEL YATES

Passing Game Coordinator/Secondary
1st Season at Tech
Game Day Location: Sideline

Career Breakdown: Yates, a former defensive coordinator at both Boise State and Arizona, arrives in Lubbock from Oregon where he was the secondary and passing game coordinator during the 2021 season. Oregon closed the season ranked fifth in the FBS for total interceptions (17) and 26th nationally with 22 takeaways following an appearance in the Valero Alamo Bowl. He has worked alongside defensive coordinator Tim DeRuyter each of the past two seasons at both Cal and Oregon.

BIG 12 CONFERENCE STANDINGS

| | CONF | PCT. | OVERALL | STK |
|----------------|------|-------|---------|-----|
| Kansas | 2-0 | .1000 | 5-0 | W5 |
| Kansas State | 2-0 | .1000 | 4-1 | W2 |
| Oklahoma State | 1-0 | .1000 | 4-0 | W4 |
| TCU | 1-0 | .1000 | 4-0 | W4 |
| Baylor | 1-1 | .000 | 3-2 | L1 |
| Texas Tech | 1-1 | .000 | 3-2 | L1 |
| Texas | 1-1 | .000 | 3-2 | W1 |
| Iowa State | 0-1 | .000 | 3-2 | L2 |
| Oklahoma | 0-2 | .000 | 3-2 | L2 |
| West Virginia | 0-2 | .000 | 2-3 | L1 |

BIG 12 PRESEASON POLL

| TEAM | POINTS |
|-----------------------|--------|
| 1. Baylor (17) | 365 |
| 2. Oklahoma (12) | 354 |
| 3. Oklahoma State (9) | 342 |
| 4. Texas (2) | 289 |
| 5. Kansas State | 261 |
| 6. Iowa State (1) | 180 |
| 7. TCU | 149 |
| 8. West Virginia | 147 |
| 9. Texas Tech | 119 |
| 10. Kansas | 48 |

BIG 12 UPCOMING SCHEDULE

| | |
|------------------------------------|-----------|
| SATURDAY, OCTOBER 8 | |
| Kansas State at Iowa State (ESPN) | 6:30 p.m. |
| TCU at Kansas (FS1) | 11 a.m. |
| Texas vs. Oklahoma (Dallas), (ABC) | 11 a.m. |
| Texas Tech at Oklahoma State (FS1) | 2:30 p.m. |

THURSDAY, OCTOBER 13

| | |
|-------------------------------|-----------|
| Baylor at West Virginia (FS1) | 6:30 p.m. |
|-------------------------------|-----------|

SATURDAY, OCTOBER 15

| | |
|-----------------------|-----|
| Iowa State at Texas | TBA |
| Kansas at Oklahoma | TBA |
| Oklahoma State at TCU | TBA |

SATURDAY, OCTOBER 22

| | |
|-----------------------------|-----|
| Texas at Oklahoma State | TBA |
| Kansas State at TCU | TBA |
| Kansas at Baylor | TBA |
| West Virginia at Texas Tech | TBA |

FUTURE NON-CON SCHEDULES

| | |
|------|--|
| 2023 | at Wyoming, Oregon, Tarleton State |
| 2024 | Abilene Christian, at Oregon, North Texas |
| 2025 | Arkansas-Pine Bluff, Colorado State, Oregon State |
| 2026 | Abilene Christian, at Oregon State, Colorado State |
| 2027 | Arkansas-Pine Bluff, at North Texas, N.C. State |
| 2028 | at Mississippi State, Wyoming |
| 2029 | Mississippi State, at Fresno State |
| 2030 | Fresno State, Arkansas |
| 2031 | at Arkansas |
| 2032 | Fresno State |



NATIONAL RANKINGS

ASSOCIATED PRESS (Week 6)

| Team | Record | Points |
|-----------------------|--------|--------|
| 1. Alabama (25) | 5-0 | 1565 |
| 2. Georgia (28) | 5-0 | 1487 |
| 3. Ohio State (10) | 5-0 | 1483 |
| 4. Michigan | 5-0 | 1354 |
| 5. Clemson | 5-0 | 1311 |
| 6. USC | 5-0 | 1236 |
| 7. Oklahoma State | 4-0 | 1127 |
| 8. Tennessee | 4-0 | 1119 |
| 9. Ole Miss | 5-0 | 1081 |
| 10. Penn State | 5-0 | 920 |
| 11. Utah | 4-1 | 876 |
| 12. Oregon | 4-1 | 760 |
| 13. Kentucky | 4-1 | 727 |
| 14. NC State | 4-1 | 691 |
| 15. Wake Forest | 4-1 | 657 |
| 16. BYU | 4-1 | 550 |
| 17. TCU | 4-0 | 543 |
| 18. UCLA | 5-0 | 529 |
| 19. Kansas | 5-0 | 482 |
| 20. Kansas State | 4-1 | 457 |
| 21. Washington | 4-1 | 288 |
| 22. Syracuse | 5-0 | 265 |
| 23. Mississippi State | 4-1 | 244 |
| 24. Cincinnati | 4-1 | 209 |
| 25. LSU | 4-1 | 166 |

RECEIVING VOTES: Washington State 91, Baylor 88, Florida State 78, Arkansas 76, James Madison 39, Florida 37, Maryland 25, Coastal Carolina 17, Minnesota 14, Tulane 9, Illinois 6, North Carolina 5, Texas A&M 4, Purdue 2, Oklahoma 2

USAT/AFCA COACHES POLL (Week 6)

| Team | Record | Points |
|-----------------------|--------|--------|
| 1. Alabama (34) | 5-0 | 1568 |
| 2. Georgia (23) | 5-0 | 1545 |
| 3. Ohio State (7) | 5-0 | 1492 |
| 4. Michigan | 5-0 | 1374 |
| 5. Clemson | 5-0 | 1352 |
| 6. USC | 5-0 | 1247 |
| 7. Oklahoma State | 4-0 | 1125 |
| 8. Tennessee | 4-0 | 1142 |
| 9. Ole Miss | 5-0 | 1082 |
| 10. Penn State | 5-0 | 990 |
| 11. Utah | 4-1 | 919 |
| 12. Oregon | 4-1 | 823 |
| 13. Kentucky | 4-1 | 811 |
| 14. NC State | 4-1 | 732 |
| 15. Wake Forest | 4-1 | 668 |
| 16. BYU | 4-1 | 594 |
| 17. Kansas | 5-0 | 433 |
| 18. TCU | 4-0 | 425 |
| 19. UCLA | 5-0 | 421 |
| 20. Kansas State | 4-1 | 324 |
| 21. Syracuse | 5-0 | 306 |
| 22. Baylor | 3-2 | 230 |
| 23. Mississippi State | 4-1 | 194 |
| 24. Washington | 4-1 | 161 |
| 25. Arkansas | 3-2 | 141 |

RECEIVING VOTES: Cincinnati 140, LSU 89, Florida State 74, Florida 41, Washington State 38, Maryland 37, James Madison 30, Minnesota 23, Texas 22, Air Force 20, Texas A&M 20, Oklahoma 19, Coastal Carolina 11, Purdue 10, North Carolina 9, Tulane 6, Notre Dame 5, Illinois 3, UCF 2, Pittsburgh 1, Duke 1

COLLEGE FOOTBALL PLAYOFF

The first CFP poll will debut Nov. 1

TECH IN THE NATIONAL RANKINGS

| WEEK | AP | COACHES | CFP |
|-----------|----|---------|-----|
| Preseason | NR | NR | -- |
| Week 2 | NR | RV | -- |
| Week 3 | RV | RV | -- |
| Week 4 | NR | NR | -- |
| Week 5 | RV | RV | -- |
| Week 6 | NR | NR | -- |
| Week 7 | -- | -- | -- |
| Week 8 | -- | -- | -- |
| Week 9 | -- | -- | -- |
| Week 10 | -- | -- | -- |
| Week 11 | -- | -- | -- |
| Week 12 | -- | -- | -- |
| Week 13 | -- | -- | -- |
| Week 14 | -- | -- | -- |
| Week 15 | | | |
| Week 16 | | | |

THE LAST TIME TEXAS TECH WAS...

| | |
|-------------------------|-------------------------|
| Ranked in AP Poll | Sept. 23, 2018 (No. 25) |
| Ranked in Coaches' Poll | Nov. 3, 2013 (No. 23) |
| RV in the AP Poll | Sept. 25, 2022 (RV) |
| RV in Coaches' Poll | Sept. 25, 2022 (RV) |

MISCELLANEOUS RECORDS:

| | |
|-------------------------------------|-------------------------|
| Highest Ranking (AP): | No. 2 (Nov. 2-16, 2008) |
| Highest Ranking (Coaches): | No. 2 (Nov. 9-16, 2008) |
| Highest Final Ranking (AP): | No. 11 (1938, 1973) |
| Highest Final Ranking (Coaches): | No. 11 (1973) |
| Consecutive Weeks Ranked (AP): | 20 (2004-06) |
| Consecutive Weeks Ranked (Coaches): | 25 (2004-06) |

INDIVIDUAL GAME HIGHS

PASSING

| Name | Completions | | Attempts | | Yards | | Career 300-Yard Passing Games |
|------------------|---------------------|--------------------|---------------------|--------------------------|--------------------------|--------------------------|-------------------------------|
| | 2022 | Career | 2022 | Career | 2022 | Career | |
| #2 Behren Morton | 7 (vs. Murray St.) | same | 10 (vs. Murray St.) | same | 97 (vs. Murray St.) | same | 0 |
| #7 Donovan Smith | 38 (vs. Texas) | same | 58 (vs. Houston) | same | 359 (at K-State) | same | 4 |
| #12 Tyler Shough | 6 (vs. Murray St.) | 26 ('21 vs. FIU) | 10 (vs. Murray St.) | 35 ('21 vs. FIU) | 154 (vs. Murray St.) | 399 ('21 vs. FIU) | 3 (2/1)* |
| Name | Longest Pass | | TDs | | INTs | | |
| | 2022 | Career | 2022 | Career | 2022 | Career | |
| #2 Behren Morton | 38 (at NC State) | same | 1 (vs. Murray St.) | same | 1 (2x, last at NC State) | same | |
| #7 Donovan Smith | 58 (at K-State) | 75 ('21 at Baylor) | 4 (vs. Murray St.) | same | 3 (vs. Houston) | same | |
| #12 Tyler Shough | 39 (vs. Murray St.) | 75 ('21 vs. SFA) | 1 (vs. Murray St.) | 4 (2x, last '21 vs. FIU) | -- | 2 (2x, last '21 vs. SFA) | |

RUSHING

| | Attempts | | | Yards | | TDs | | Longest Career | 100-Yd |
|------------------------|--------------------|--------------------|---------------------|-------------------------|-------------------------|------------------------------|------------------------|----------------|--------|
| Name | 2022 | Career | 2022 | Career | 2022 | Career | Run | Games | |
| #4 SaRodorick Thompson | 17 (vs. Texas) | 28 ('19 at Baylor) | 70 (vs. Texas) | 153 ('19 at Baylor) | 1 (vs. Texas) | 3 ('21 vs. TCU) | 75 ('20 at Texas) | 5 | |
| #14 Xavier White | -- | 14 ('20 at Kansas) | -- | 135 ('20 at Kansas) | -- | 1 (5x, last '21 at OU) | 70 ('20 at Okla. St) | 2 | |
| #22 Bryson Donnell | 8 (vs. Murray St.) | same | 23 (vs. Murray St.) | same | -- | -- | 15 ('22 vs. Murray St) | 0 | |
| #28 Tahj Brooks | 17 (vs. Houston) | same | 78 (vs. Houston) | 134 ('21 vs. Houston) | 3 (vs. Murray St.) | same | 67 ('21 vs. SFA) | 3 | |
| Quarterbacks | | | | | | | | | |
| #2 Behren Morton | 3 (vs. Murray St.) | same | 20 (at NC State) | same | -- | -- | 17 ('21 vs. Okla. St) | 0 | |
| #7 Donovan Smith | 21 (vs. Houston) | same | 42 (vs. Texas) | 50 ('21 vs. Iowa State) | 1 (4x, last at K-State) | 1 (7x, last '22 at K-State) | 27 ('22 vs. Houston) | 0 | |
| #12 Tyler Shough | 1 (vs. Murray St.) | 12 ('20 at Cal)* | 17 (vs. Murray St.) | 85 ('20 Stanford)* | -- | 1 (3x, '21 last vs. Houston) | 33 ('20 at Wash. St)* | 0 | |

RECEIVING

| | Receptions | | | Yards | | TDs | | Longest Career | 100-Yd |
|------------------------|--------------------------|-------------------------------|----------------------|--------------------------|--------------------------|--------------------------------|---------------------------|----------------|--------|
| Name | 2022 | Career | 2022 | Career | 2022 | Career | Reception | Games | |
| #1 Myles Price | 13 (vs. Texas) | same | 98 (vs. Texas) | 175 ('21 vs. Iowa State) | 1 (2x, last at NC State) | 1 (5x, last '22 at NC State) | 54 ('22 vs. Houston) | 1 | |
| #6 J.J. Sparkman | 4 (vs. Texas) | same | 35 (vs. Texas) | 37 ('21 at Oklahoma) | -- | 1 (2x, last '21 vs. Miss. St) | 17 (2x, last '22 at NCST) | 0 | |
| #9 Jerand Bradley | 6 (2x, last vs. Houston) | same | 108 (vs. Murray St.) | same | 2 (vs. Murray St.) | same | 52 ('21 vs. Miss. St) | 1 | |
| #10 Trey Cleveland | 3 (2x, last at K-State) | 3 (3x, '22 at K-State) | 98 (at K-State) | same | -- | 1 (2x, last '21 vs. FIU) | 58 ('22 at K-State) | 0 | |
| #14 Xavier White | 9 (at K-State) | same | 120 (at K-State) | same | 1 (at K-State) | 1 (3x, last '22 at K-State) | 45 ('19 Montana St.) | 3 | |
| #19 Loic Fouonji | 4 (vs. Murray St.) | same | 110 (vs. Murray St.) | same | 2 (vs. Murray St.) | same | 69 ('21 at Texas) | 1 | |
| #20 Nehemiah Martinez | 5 (vs. Houston) | same | 76 (vs. Houston) | same | 1 (2x, last at K-State) | same | 43 ('22 vs. Houston) | 0 | |
| #43 Henry Teeter | 1 (vs. Murray St.) | 1 (3x, last '22 vs Murray St) | 23 (vs. Murray St.) | same | -- | -- | 23 ('22 vs. Murray St) | 0 | |
| #80 Mason Tharp | 3 (at NC State) | 3 (4x, last '22 at NC State) | 26 (at NC State) | 61 ('21 vs. FIU) | 1 (vs. Murray St.) | 1 (2x, last '22 vs. Murray St) | 25 (3x last '21 vs. OSU) | 0 | |
| #88 Baylor Cupp | 4 (vs. Texas) | same | 65 (vs. Texas) | same | 1 (vs. Texas) | same | 24 ('22 vs. Texas) | 0 | |
| Running Backs | | | | | | | | | |
| #4 SaRodorick Thompson | 4 (vs. Houston) | 7 ('19 vs. Kansas St.) | 30 (vs. Murray St.) | 79 ('21 vs. TCU) | 1 (vs. Murray St.) | same | 75 ('21 vs. TCU) | 0 | |
| #28 Tahj Brooks | 5 (2x, last at NC State) | same | 44 (at NC State) | same | 1 (vs. Texas) | same | 18 ('21 vs. Iowa St) | 0 | |

DEFENSE

| | Tackles | | Sacks | | TFLs | | | |
|-------------------------|--------------------------|-----------------------------|---------------------------|--------------------------------|----------------------------|-----------------------------------|-------------------|--------------------|
| Name | 2022 | Career | 2022 | Career | 2022 | Career | INT | FF |
| #0 Rayshad Williams | 4 (vs. Texas) | 7 ('21 vs. Oklahoma St.) | -- | -- | 1.0 (vs. Murray St.) | 1.0 (2x, last '22 vs. Murray St.) | -- | -- |
| #1 Krishon Merriweather | 8 (2x, last vs. Texas) | 12 (2x, last '20 vs Kansas) | 0.5 (vs. Murray St.) | 1.5 ('20 vs. Kansas) | 0.5 (vs. Murray St.) | 2.0 ('20 vs. Kansas) | -- | 1 (2x) |
| #2 Reggie Pearson Jr. | 5 (2x, last at K-State) | 11 ('21 at Baylor) | -- | -- | -- | 2.0 ('19 at ILL)* | 1 (3x) | 1 ('21 vs UH) |
| #5 Myles Cole | 3 (vs. Murray St.) | 4 (4x, last '21 at LSU)* | -- | 1.0 ('20 vs. ULL)* | 0.5 (vs. Murray St.) | 1.0 (2x, last '20 vs ULL)* | -- | -- |
| #6 Kosi Eldridge | 7 (vs. Houston) | same | 1.0 (vs. Houston) | 1.0 (2x, last '22 vs Houston) | 1.0 (2x, last vs. Houston) | 1.0 (3x, last '22 vs Houston) | -- | 1 ('21 vs Miss St) |
| #7 Adrian Frye | -- | 7 ('19 TCU) | -- | 1.0 ('18 Kansas) | -- | 1.0 (2x, last '21 vs FIU) | 2 ('18 vs. Lamar) | 1 ('19 at Baylor) |
| #8 Jesiah Pierre | 3 (vs. Murray St.) | 6 ('21 vs. TCU) | -- | -- | -- | 0.5 (3x, last '21 vs. TCU) | -- | -- |
| #9 Marquis Waters | 6 (2x, last at NC State) | 13 ('19 Wake Forest)* | -- | 1.0 ('20 Virginia Tech)* | 1.5 (vs. Texas) | 2.0 (3x, last '20 at Ga. Tech)* | 1 (4x)* | -- |
| #11 Dimitri Moore | 3 (vs. Murray St.) | 13 ('19 vs. Kentucky)* | 1.0 (vs. Houston) | 1.0 (2x, last '22 vs Houston)* | 1.0 (vs. Houston) | 2.0 ('19 vs. Northern ILL)* | -- | -- |
| #13 Jacob Rodriguez | 4 (2x, last at NC State) | same | -- | -- | 1.0 (vs. Murray St.) | same | -- | -- |
| #19 Tyree Wilson | 11 (at NC State) | same | 2.0 (2x, last at K-State) | 2.0 (4x, last '22 at K-State) | 3.5 (at NC State) | same | -- | 1 ('22 at K-State) |
| #24 Malik Dunlap | 3 (2x, last vs. Texas) | 6 ('19 Wake Forest)* | -- | 1.0 ('20 Virginia)* | -- | 1.0 (2x)* | -- | -- |
| #25 D. Taylor-Demerson | 7 (vs. Houston) | 8 (2x, last '21 at Baylor) | -- | -- | 1.0 (at K-State) | 1.0 (2x, last '22 at K-State) | 1 (3x) | 1 (2x) |
| #32 Tyrique Matthews | 5 (at NC State) | same | -- | -- | 1.5 (vs. Murray St.) | same | -- | 1 ('21 vs K-State) |
| #54 Bryce Ramirez | 3 (vs. Houston) | same | -- | -- | -- | -- | -- | -- |
| #95 Jaylon Hutchings | 5 (vs. Houston) | 7 (2x, last '21 at Baylor) | -- | 1.0 (5x, last at WVU) | 1.0 (vs. Murray St.) | 2.0 ('21 vs. SFA) | -- | 1 ('19 Okla St) |
| #96 Philip Bliidi | 4 (2x, last at NC State) | 6 ('21 vs. Oklahoma St.) | 2.0 (vs. Murray St.) | same | 3.0 (vs. Murray St.) | same | -- | -- |
| #97 Tony Bradford Jr. | 3 (2x, last vs. Texas) | 8 ('20 at Iowa State) | 1.0 (2x, last at K-State) | 1.0 (6x, last '22 at K-State) | 1.5 (vs. Murray St.) | 2.5 ('20 Kansas) | -- | -- |

* - indicates stats that include numbers accumulated at previous FBS institution

GAME SIX DEPTH CHART

| OFFENSE | | | | | |
|---------|---------|---------------------|------|-----|--------|
| LT | 76 | Caleb Rogers | 6-5 | 305 | Jr.-2L |
| | 79 | Ty Buchanan | 6-6 | 295 | Fr.-TR |
| LG | 70 | Weston Wright | 6-6 | 320 | Sr.-3L |
| | 77 | Ethan Carde | 6-8 | 320 | Sr.-2L |
| | -or- 50 | Michael Shanahan | 6-5 | 320 | Jr.-TR |
| C | 56 | Dennis Wilburn | 6-3 | 320 | Sr.-TR |
| | 73 | Cade Briggs | 6-3 | 300 | Sr.-TR |
| RG | 72 | Landon Peterson | 6-6 | 300 | Jr.-2L |
| | 75 | Jacoby Jackson | 6-6 | 335 | Fr.-RS |
| RT | 71 | Monroe Mills | 6-6 | 315 | So.-TR |
| | 66 | Matt Keeler | 6-6 | 305 | So.-SQ |
| QB | 7 | Donovan Smith | 6-5 | 230 | So.-1L |
| | 2 | Behren Morton | 6-2 | 210 | Fr.-RS |
| | 12 | Tyler Shough | 6-5 | 230 | Sr.-1L |
| RB | 4 | SaRodorick Thompson | 6-0 | 220 | Sr.-3L |
| | -or- 28 | Tahj Brooks | 5-10 | 230 | Jr.-2L |
| | 22 | Bryson Donnell | 5-10 | 215 | Fr.-HS |
| TE | 43 | Henry Teeter | 6-4 | 245 | Sr.-1L |
| | -or- 80 | Mason Tharp | 6-9 | 260 | So.-1L |
| | -or- 88 | Baylor Cupp | 6-6 | 250 | Jr.-TR |
| X | 9 | Jerand Bradley | 6-5 | 215 | Fr.-RS |
| | 6 | J.J. Sparkman | 6-4 | 220 | So.-1L |
| Y | 1 | Myles Price | 5-10 | 180 | Jr.-2L |
| | 20 | Nehemiah Martinez I | 5-9 | 205 | So.-1L |
| H | 14 | Xavier White | 6-0 | 190 | Sr.-2L |
| | -or- 13 | Brady Boyd | 6-1 | 195 | So.-TR |
| | 5 | Chadarius Townsend | 6-0 | 205 | Sr.-2L |
| Z | 19 | Loic Fouonji | 6-4 | 220 | So.-1L |
| | -or- 10 | Trey Cleveland III | 6-4 | 190 | Jr.-2L |

| DEFENSE | | | | | |
|---------|---------|-------------------------|------|-----|--------|
| NT | 95 | Jaylon Hutchings | 6-0 | 310 | Sr.-3L |
| | 42 | Vidal Scott Jr. | 6-1 | 285 | Sr.-TR |
| -or- | 5 | Myles Cole | 6-6 | 285 | Sr.-TR |
| DT | 97 | Tony Bradford Jr. | 6-1 | 300 | Sr.-3L |
| | 96 | Philip Blidi | 6-3 | 295 | Jr.-2L |
| | -or- 5 | Myles Cole | 6-6 | 285 | Sr.-TR |
| EDGE | 19 | Tyree Wilson | 6-6 | 275 | Sr.-2L |
| | 43 | Joseph Adedire | 6-3 | 270 | Fr.-HS |
| WILL | 6 | Kosi Eldridge | 6-0 | 230 | Sr.-3L |
| | 13 | Jacob Rodriguez | 6-1 | 235 | So.-TR |
| MIKE | 1 | Krishon Merriweather | 6-0 | 235 | Sr.-2L |
| | 11 | Dimitri Moore | 6-3 | 235 | Sr.-TR |
| | -or- 32 | Tyrique Matthews | 5-11 | 235 | Sr.-3L |
| OLB | 8 | Jesiah Pierre | 6-2 | 245 | Jr.-1L |
| | -or- 51 | Robert Wooten | 6-3 | 265 | So.-RS |
| STAR | 9 | Marquis Waters | 6-1 | 215 | Sr.-1L |
| | 16 | Keyon Blankenbaker | 5-10 | 185 | Sr.-TR |
| CB | 0 | Rayshad Williams | 6-3 | 195 | Sr.-1L |
| | 3 | Kobee Minor | 6-0 | 185 | So.-1L |
| S | 25 | Dadrion Taylor-Demerson | 5-11 | 195 | Sr.-3L |
| | 31 | Joseph Plunk | 5-10 | 180 | So.-SQ |
| S | 2 | Reggie Pearson Jr. | 5-11 | 200 | Sr.-1L |
| | 18 | Tyler Owens | 6-2 | 200 | Sr.-TR |
| CB | 24 | Malik Dunlap | 6-3 | 215 | Sr.-1L |
| | -or- 7 | Adrian Frye | 6-0 | 205 | Sr.-4L |

| SPECIAL TEAMS | | | | | |
|---------------|---------|---------------------|------|-----|--------|
| P | 31 | Austin McNamara | 6-4 | 195 | Sr.-3L |
| | 37 | Brook Honore' | 6-0 | 185 | Fr.-HS |
| K | 36 | Trey Wolff | 6-4 | 210 | Sr.-3L |
| | 99 | Gino Garcia | 6-2 | 200 | Jr.-TR |
| LS | 30 | Jackson Knotts | 5-11 | 185 | So.-1L |
| | 61 | Jacob Mauch | 6-3 | 220 | Jr.-SQ |
| KO | 36 | Trey Wolff | 6-4 | 210 | Sr.-3L |
| | 99 | Gino Garcia | 6-2 | 200 | Jr.-TR |
| H | 31 | Austin McNamara | 6-4 | 195 | Sr.-3L |
| | 2 | Behren Morton | 6-2 | 210 | Fr.-RS |
| KR | 14 | Xavier White | 6-0 | 190 | Sr.-2L |
| | 1 | Myles Price | 5-10 | 180 | Jr.-2L |
| | 20 | Nehemiah Martinez I | 5-9 | 205 | So.-1L |
| | 5 | Chadarius Townsend | 6-0 | 205 | Sr.-2L |
| | 9 | Marquis Waters | 6-1 | 215 | Sr.-1L |
| PR | 1 | Myles Price | 5-10 | 180 | Jr.-2L |
| | -or- 7 | Adrian Frye | 6-0 | 205 | Sr.-4L |
| | -or- 82 | Drew Hocutt | 6-0 | 185 | So.-TR |
| | -or- 14 | Xavier White | 6-0 | 190 | Sr.-2L |

PRONUNCIATION GUIDE

| | |
|--------------------|------------------------|
| Joseph Adedire | A-day-dee-ray |
| E'Maurion Banks | e-mar-ee-un |
| Keyon Blankenbaker | Key-on / Blank-N-baker |
| Philip Blidi | Blee-dee |
| Jerand Bradley | Jer-un |
| Tahj Brooks | Taj |
| Ethan Carde | Card |
| Drew DeArman | De-R-man |
| Bryson Donnell | Don-L |
| Coy Eakin | E-Kin |
| Kosi Eldridge | Co-sigh |
| Loic Fouonji | Low-ick / Fun-G |

| | |
|-------------------------|------------------|
| Adrian Frye | Fry |
| James Grando | Gron-do |
| Brooke Honore' | Hono-Ray |
| Maurion Horn | Mare-E-on |
| Ty Kana | Can-uh |
| Syncere Massey | Sincere / Mass-E |
| Trevon McAlpine | Trey-von |
| Gabe Oladipo | Ol-lah-dee-po |
| Jesiah Pierre | Jah-sigh-ah |
| Vidal Scott Jr. | Va-Dett |
| Tyler Shough | Shuck |
| Dadrion Taylor-Demerson | Day-dree-un |

| | |
|---------------------|---------------|
| SaRodorick Thompson | Sah-rod-rick |
| Chadarius Townsend | Cha-dar-ee-us |

OFFENSIVE DEPTH CHART: NOTES

LEFT TACKLE

76 CALEB ROGERS
Jr. | 6-5 | 305

• One of two returning starters on the offensive line; shifts from being a 13-game starter at right tackle in 2021 to the left side. Although, he did make three starts at LT to close the 2020 season, which attributes to his 21-game starts streak. Once recruited by McGuire to attend Baylor.

79 TY BUCHANAN
R-Fr. | 6-6 | 295

• Arrived this summer; transfer from USC after one season - redshirted. A consensus top-100 state recruit coming out of Corpus Christi Calallen last year. Tabbed the District 15-4A Most Valuable Offensive Lineman as a senior

LEFT GUARD

70 WESTON WRIGHT
Sr. | 6-6 | 320

• Saw then team-best 33 consecutive starts streak snapped after missing NC State game due to injury suffered versus Houston. Returned to lineup the next week. Most experienced player on the offensive side of the ball with 35 career starts; one of two returning starters on the offensive line.

77 ETHAN CARDE
Sr. | 6-8 | 320

• Started nine games for Tech. First eight starts came at left tackle, including seven-straight to start 2020 season. Saw first action at guard in Tech's win at West Virginia last season. Spent one season at Coffeyville CC [Kan.], just like teammate Matt Keeler.

CENTER

56 DENNIS WILBURN
Sr. | 6-3 | 320

• From two seasons at Texas A&M-Kingsville and the next two seasons at Hutchinson CC [Kan.], earned Texas Tech's starting center spot. Came to Texas Tech as a walk-on and earned a starting spot after a strong spring. Was a JuCo All-American and national champion.

73 CADE BRIGGS
Sr. | 6-3 | 300

• A transfer from New Mexico that joined Texas Tech in the spring of 2022. Did not participate in spring ball due to injury. Played guard as a freshman and left tackle the previous two seasons for the Lobos. Made 24 starts over past three seasons at UNM, the last 19 at LT.

RIGHT GUARD

72 LANDON PETERSON
Jr. | 6-6 | 300

• Started first five games in 2022 at RG. Owns six career starts. First was in 2021 at Kansas. Played soccer (goalie) before football, dad was head men's soccer coach at UT Permian Basin for 22 years. Began football as HS freshman. Was a kicker as Fr., deep snapper as So. and moved to OL as a junior.

75 JACOBY JACKSON
R-Fr. | 6-6 | 335

• Made first career start at NC State at LG. Most consistent lineman not in starting lineup that sees game action. Regularly appears at RG as a sub, in addition to LG start. Was a 2020 third team TSWA All-State selection. Both his father, Cedric, and uncle, Byron, played in the NFL.

RIGHT TACKLE

71 MONROE MILLS
So. | 6-6 | 315

• Joined the Red Raiders in time for spring practices. The Oklahoma State transfer garnered first team reps at right tackle throughout the spring, helping build an edge for the spot heading into fall camp and ultimately the 2022 season as he's made the start over the first five games.

66 MATT KEELER
So. | 6-6 | 305

• A native of Illinois; prepped at LaGrange (Ill.) Nazareth Academy before heading to St. Thomas More (Conn.) and then Coffeyville CC (Kan.) before arriving in Lubbock. Appeared in all five games in 2022, primarily on special teams.

WIDE RECEIVER (X)

9 JERAND BRADLEY
R-Fr. | 6-5 | 215

• Saw first career start in 2021 Liberty Bowl (now Miami Dolphin Erik Ezukanma opted out of game lending opportunity); entered season with five career receptions. Recorded six catches in each of the first two games in 2022, has 16 after five games. Tallied over 3,000 yards receiving in three H.S. seasons.

6 J.J. SPARKMAN
So. | 6-4 | 220

• Picked up the start in previous two games at WR-Z. Caught two TDs passes in 2021, both claimed national attention as each was featured on "You Got Moss'd" on ESPN. The East Texas native covets being a bass fisherman and a wild-hog hunter, hobbies learned from family upbringing.

WIDE RECEIVER (H)

14 XAVIER WHITE
Sr. | 6-0 | 190

• From wide receiver in 2019, to running back in 2020 & 2021, White is back at WR for 2022. Broke out in first career game in '19 - 5 rec., 107 yds., & one TD - three games later suffered a season-ending injury. Had most productive game at wideout since last week at K-State, posting career-highs in catches (9) and yards (120).

13 BRADY BOYD
So. | 6-1 | 195

• Transfer from Minnesota welcomed by a familiar face in Joey McGuire; McGuire and Kris Boyd, Brady's father coached together at Cedar Hill HS. Attracted offers from 17 schools, played in nine games for the Gophers as a true freshman.

WIDE RECEIVER (Y)

1 MYLES PRICE
Jr. | 5-10 | 180

• 2020 & 2021 Paul Hornung Award preseason watchlist, was the Red Raiders' leader in all-purpose yards last season (643); is leading the way again in 2022 with 405 all-purpose yards after five games. Recruited to Baylor by McGuire; sister went to Cedar Hill when McGuire was there.

20 NEHEMIAH MARTINEZ I
So. | 5-9 | 205

• Versatile product between RB and WR positions who owned standout high school career at Lubbock Copper H.S. having been tabbed District 3-5A MVP (posted 1,820 all-purpose yards). Set career highs in rec. (5), yds (76) and caught first TD from Lubbock area H.S. rival - now teammate QB Donovan Smith versus Houston.

WIDE RECEIVER (Z)

19 LOIC FOUONJI
Jr. | 6-4 | 210

• Missed end of 2021 season and first 12 spring football practices to a shoulder injury; fully recovered. Clocking running as fast as 23 mph during offseason workouts. Enjoys singing gospel or country for everyone to hear in locker room. First sport was soccer; moved to U.S. at 8-years-old from Cameroon.

10 TREY CLEVELAND III
Jr. | 6-4 | 190

• In fourth year of field time, redshirt after four games in 2019. Has gone from 175 pounds upon arrival at Tech to 190 now. His senior HS year, Cleveland caught 50 passes for 970 yards and 11 touchdowns. From DFW area. Legal name is Earl Cleveland III but goes by Trey.

TIGHT END

43 HENRY TEETER
Sr. | 6-4 | 245

• Former walk-on surprised with scholarship in Aug. 2021. Mother, Felicia Teeter, serves as tight ends coach for Estacado H.S. in Lubbock. Made longest career reception (23 yards) in season opener versus Murray State.

80 MASON THARP
So. | 6-9 | 260

• Added 10 lbs. to his 6-foot-9 frame in the offseason. Clocking 19.5 mph on a GPS speed test this summer. Behren Morton, roommate, aided recruitment of Tharp starting with junior day. Caught Morton's first career TD pass in week one. Wears 3X-size gloves for hands that measure 10.5 inches.

QUARTERBACK

7 DONOVAN SMITH
So. | 6-5 | 230

• Started last four games. Tabbed week one back-up to Tyler Shough; entered the week one contest at beginning of second quarter for an injured Shough. Tossed a career-high four touchdowns over roughly one-and-a-half quarters (fourth TD came with 9:34 in the 3rd Qtr.). In week two start vs. No. 25 Houston, set career highs in completions (36), attempts (58) and passing yards (351 - has since been surpassed) as well as a career-long run (27). The 27-yard run came on the first play of Tech's drive that started with 0:37 seconds in the 4Q that helped set up a game-tying FG at the end of regulation. Used legs again for game-winning TD in 2OT. Set back by interceptions in Houston and NC State games; turned the ball over five times (including two Pick-6's) in those contests. Did not turn the ball over vs. No. 22 Texas on 56 attempts while recording a new career-high of 38 completions. Set a new career best of 359 pass yards at No. 25 K-State. Started the final four games of the 2021 season for the Red Raiders - the first four of his career. Was named the 2021 Liberty Bowl MVP as well as Offensive Player of the Game. Was sidelined 2020 season to a preseason injury. Father DeAndre Smith is an assistant coach for the New York Giants; was an assistant coach at Texas Tech last season.

2 BEHREN MORTON
R-Fr. | 6-2 | 210

• Was the highest-rated quarterback to ever sign with the Red Raiders after totaling more than 8,800 passing yards and 84 touchdowns in three seasons at Eastland High School. He was a consensus four-star prospect, ranking sixth nationally among pro-style quarterbacks. Morton grew up in Lubbock for part of his youth as his father was the head football coach at Monterey High School in Lubbock for 11 years. Entered Tech's contest versus Murray State at the 7:56 mark in the third quarter and finished game, playing most significant time early in his Red Raider career. Registered first career touchdown pass to roommate Mason Tharp early in the fourth quarter.

RUNNING BACK

4 SARODORICK THOMPSON
Sr. | 6-0 | 220

• A fixture in the Red Raiders backfield since 2019. Served as a team captain each of the past three seasons. Led Tech in rushing as a redshirt freshman and sophomore - becoming the eighth Red Raider freshman in program history to lead team in rushing and first Red Raider underclassman to lead back-to-back seasons since Taurean Henderson was the team leader over four-straight seasons from 2002-05. Put together another strong season in 2021 as part of a two-back system with Tahj Brooks - led the team in attempts and rushing touchdowns and ranked second for total rushing yards and rushing yards per game in 11 games. Became the 14th Red Raider in program history to surpass 2,000 career rushing yards as he crossed the milestone in the season opener versus Murray State. Moved into solo fifth for career touchdowns (35) in contest against the Longhorns as he crossed the goal-line one time in the win.

28 TAHJ BROOKS
Jr. | 5-10 | 230

• A candidate at the top of the list for breakout season on the 2021 Tech roster, finished the season with a team-high 568 rushing yards at 6.5 yards per carry, as well as seven rushing touchdowns. That contrast sharply with the 255 rushing yards, 3.7 yards per carry and four touchdowns he had as a freshman. In just nine games last season, Brooks registered four 40+ yard runs, which tied the home run threat for the 10th most among FBS players as season ago. When he points to his wrist, it's been coined as "Brooks time," a touchdown celebration that caught attention during the 2021 season opener.

→ This duo has combined for more rushing TDs than any other FBS duo with 49. They've rushed for 3,233 combined yards and caught 116 passes for 677 yards.

DEFENSIVE DEPTH CHART: NOTES

TACKLE

95 JAYLON HUTCHINGS
Sr. | 6-0 | 310

- Most consistent player on the roster, sporting a team-best streak of 38 consecutive starts, aided by pushing through a high-ankle sprain during 2020 COVID season. Known to teammates as J-Boog or J-Boogie. Played running back as a junior in high school.

42 VIDAL SCOTT JR.
Sr. | 6-1 | 285

- Since being a Class 5A all-state honoree in 2016 at Pensacola (Fla.) West Florida, spent two years at Central Arkansas, one at Hinds CC in Raymond, Ms., and the previous two at Arkansas State. Holds two degrees, in nursing and in health studies, also EMT certified.

WILL

6 KOSI ELDRIDGE
Sr. | 6-0 | 230

- Slotted as a defensive back in 2021 and through 2022 spring football, shifted to weak-side linebacker during fall camp, ultimately earning the starting job. Had standout performance versus Houston, setting a new career-high in tackles with seven, besting previous high of four.

13 JACOB RODRIGUEZ
So. | 6-1 | 235

- Rider High School quarterback, turned Virginia quarterback, turned Tech linebacker. Passed for more than 7,000 yards and ran for more than 3,000 yards in three HS seasons. Returns to his home state after one season at UVA. Tallied four tackles and a TFL in Tech week one debut. Matched season-high of four tackles at NC State.

NOSE

97 TONY BRADFORD JR.
Sr. | 6-1 | 300

- A staple on the d-line for the past three seasons having played in 34 games with 17 starts (8 in 2020). Texas Tech's Big 12 Champions of Life representative. Intern with the Texas Tech Police Department since the spring of 2020. Named to 2022 AFCA Good Works Team and nominee for the Wuerffell Trophy.

96 PHILIP BLIDI
Jr. | 6-3 | 295

- Has played in all 28 games since stepping on campus; standout season opener with 2.0 sacks/3.0 TFLs (all in 1H). Born in N.J., moved to Portales, N.M. in 8th-grade (100 miles east of Lubbock) to Christian Children's Home. Son of Liberian immigrants. Married to wife, Emma; the couple has a child Amara.

MIKE

1 KRISHON MERRIWEATHER
Sr. | 6-0 | 235

- Sixth-year player starting third at Tech. Was the NJCAA national leader in tackles prior to becoming a Red Raider. Nicknamed "Coach K" by Coach McGuire for how he acts on the field, and K1 by his teammates. Appeared in 27 of Tech's last 28 games (started 20). Can perform a back flip in full pads.

11 DIMITRI MOORE
Sr. | 6-3 | 235

- Moore, a former state top-100 recruit from Cedar Hill who played for McGuire in his final season before joining Baylor - won a state title together ('14). Holds degree from Vanderbilt. Named to SEC All-Freshman Team. Joins Tech as a sixth-year; younger brother Jalon Peoples joined team as a freshman.

EDGE

19 TYREE WILSON
Sr. | 6-6 | 275

- Tabbed Texas Tech's top NFL prospect by several media entities. Led Red Raiders in TFLs (13.5) and sacks (7.0) in 2021; closed season as Liberty Bowl Defensive MVP. The 2022 goal is to repeat double-digit TFLs and post double-digit sacks - trending in that direction with 8.0 TFLs and 5.0 sacks after 5 games.

43 JOSEPH ADEIDIRE
Fr. | 6-3 | 270

- Chose Tech over offers from more than a dozen power-five programs, including LSU, Michigan and Oregon. Enrolled for spring football. High school teammates with current teammate Jacoby Jackson. Debuted vs. Houston, did not record a stat. Credited with 0.5 TFL at NC State.

OLB

8 JESIAH PIERRE
Jr. | 6-2 | 245

- Joined the Red Raiders following two seasons at Florida and appearing in 13 games while in Gainesville. Played in 11 games (three starts) last season, first with Tech, and credited with 27 tackles. Made starts in first four games of 2022 and owns six tackles.

51 ROBERT WOOTEN
So. | 6-3 | 265

- Came to Texas Tech after one season (2020) at Virginia Tech but had to sit his first season as a Red Raider due to entering the portal late. A Texas native from the Houston suburbs. Rivals and 247Sports recruiting services both ranked Wooten among the top 100 recruits in Texas coming out of high school.

STAR

9 MARQUIS WATERS
Sr. | 6-1 | 215

- Known as "Muddy" to his peers. Among Tech defensive players, leads group in most career starts with 43. The first 35 came at Duke before starting first four games for Tech in 2021 prior to injury (pectoral) - utilized available redshirt to extend career into sixth-year. Has started 3 of 5 games in 2022 at DeRuyter's STAR spot.

16 KEYON BLANKENBAKER
Sr. | 5-10 | 185

- A Kansas City native; family moved to Chicago area while in 6th grade. Accepted scholarship offer from Wyoming after receiving offers at Cincinnati among others as well as a preferred walk-on invitation to Wisconsin. Appeared in 40 gms, started 27, for the Cowboys. Likes painting/drawing/fashion.

CORNERBACK

0 RAYSHAD WILLIAMS
Sr. | 6-3 | 195

- The UCLA transfer made 12-straight starts to close first season at Tech in 2021, capped by a return to his hometown of Memphis for the Liberty Bowl. Drew assignment of opponent's top receiver throughout last season.

3 KOBEE MINOR
So. | 6-0 | 185

- Appeared in 10 games as a backup in the secondary or on special teams last season. Saw action in one game as a true freshman in 2020. His father played running back for the Washington Commanders in the 1980's. Brother, Darryl, is currently a linebacker at UTEP.

SAFETY

25 DADRION TAYLOR-DEMERTON
Sr. | 5-11 | 195

- Affectionately known as "Rabbit" since the 2nd grade to friends and family, coined from playing football as one of the smallest players on the team. Storied HS career included three-straight state titles [OKla.] and Player of the Year honors. In March 2022, became father to daughter Layla Grace.

31 JOSEPH PLUNK
So. | 5-10 | 180

- A walk-on from nearby Amarillo Tascosa that had an outstanding fall camp. His father Ken, serves as head coach at Tascosa. Played quarterback for a physical ground attack as he amassed over 2,500 yards rushing and over 500 yards passing senior season. Enjoys playing chess.

SAFETY

2 REGGIE PEARSON JR.
Sr. | 5-11 | 200

- Once a 12-game starter at Wisconsin in 2019, including that season's Rose Bowl win against Oregon. Sat out 2020 season to injury; transferred to Tech in time for 2021 summer workouts. Averaged more snaps per game (67.4) than any other Red Raider on defense in 2021.

18 TYLER OWENS
Sr. | 6-2 | 200

- Former five-star safety transferred to the Red Raiders from Texas after three seasons. Despite a limited role, Owens had a key punt block that was returned for a touchdown last time Texas played in Lubbock. He then blocked a punt for the Red Raiders in his first game playing for the home team against Murray State.

CORNERBACK

24 MALIK DUNLAP
Sr. | 6-3 | 215

- Appeared in seven games, fighting injuries, with one start in first season at Tech in 2021, following three years at N.C. State - coincidentally the Red Raiders 2022 week three opponent. Singled out by position coach Marcel Yates as the most improved player from spring to the end of fall camp in his group.

7 ADRIAN FRYE
Sr. | 6-0 | 205

- Eldest statesman on campus, of the super-seniors on Tech's roster, is the only player that's been a Red Raider all six seasons. Owns 22 career starts; made at least one start in each of previous now-five seasons. Harry Potter fan. Enjoys volunteering at the local Boys & Girls Club in the offseason.

ALPHABETICAL ROSTER

| NO | NAME | POS |
|----|----------------------|-----|
| 43 | Joseph Adedire | DL |
| 47 | Tanner Allen | TE |
| 56 | Jackson Baggett | LB |
| 98 | E'Maurion Banks | DL |
| 25 | Blake Bedwell | RB |
| 16 | Keyon Blankenbaker | DB |
| 96 | Philip Blidi | DL |
| 13 | Brady Boyd | WR |
| 15 | Cole Boyd | DB |
| 97 | Tony Bradford Jr. | DL |
| 9 | Jerand Bradley | WR |
| 73 | Cade Briggs | OL |
| 28 | Tahj Brooks | RB |
| 86 | Jordan Brown | WR |
| 79 | Ty Buchanan | OL |
| 91 | Blake Burris | DL |
| 33 | Clazarion Campbell | RB |
| 15 | Cameron Cantrell | WR |
| 77 | Ethan Carde | OL |
| 99 | Sam Carrell | DL |
| 10 | Trey Cleveland III | WR |
| 5 | Myles Cole | DL |
| 29 | Chief Collins | DB |
| 88 | Baylor Cupp | TE |
| 35 | Patrick Curley | LB |
| 27 | Jon-Jon Davis | DB |
| 45 | Drew DeArman | LB |
| 22 | Bryson Donnell | RB |
| 24 | Malik Dunlap | DB |
| 52 | Harvey Dyson III | DL |
| 85 | Coy Eakin | WR |
| 20 | Gage Elder | LB |
| 6 | Kosi Eldridge | DB |
| 83 | Jack Esparza | WR |
| 49 | Charles Esters III | OLB |
| 17 | Nate Floyd | WR |
| 19 | Loic Fouonji | WR |
| 7 | Adrian Frye | DB |
| 99 | Gino Garcia | PK |
| 14 | Hut Graham | DB |
| 36 | James Grando | OLB |
| 63 | Erik Gray | OL |
| 48 | Stone Harrington | PK |
| 37 | Brook Honore Jr. | P |
| 22 | Maurion Horn | DB |
| 82 | Drew Hocutt | WR |
| 23 | Landon Hullaby | DB |
| 95 | Jaylon Hutchings | DL |
| 75 | Jacoby Jackson | OL |
| 41 | Ty Kana | LB |
| 66 | Matt Keeler | OL |
| 21 | Tyler King | WR |
| 30 | Jackson Knotts | LS |
| 18 | Cooper LaFebre | QB |
| 48 | Derrick Lewis II | LB |
| 26 | Jason Lloyd | TE |
| 64 | Jurrien Loftin | OL |
| 50 | Trent Low | LB |
| 37 | Alpha Mara | DB |
| 68 | Seth Martin | OL |
| 20 | Nehemiah Martinez I | WR |
| 90 | Syncere Massey | DL |
| 32 | Tyrique Matthews | LB |
| 61 | Jacob Mauch | LS |
| 93 | Trevon McAlpine | DL |
| 84 | Zack McCown | TE |
| 31 | Austin McNamara | PK |
| 1 | Krishon Merriweather | LB |
| 71 | Monroe Mills | OL |
| 3 | Kobee Minor | DB |
| NO | NAME | POS |
| 11 | Dimitri Moore | LB |
| 94 | Larry Moore III | DL |

NUMERICAL ROSTER

| NO | PLAYER | POS | HT | WT | YR-EX | HOMETOWN (HIGH SCHOOL) |
|----|-----------------------------------|-----|------|-----|-------|---|
| 0 | Cam'Ron Valdez | RB | 5-9 | 205 | Fr-RS | Rockdale, Texas (Rockdale) |
| 0 | Rayshad Williams | DB | 6-3 | 195 | Sr-1L | Memphis, Tenn. (Whitehaven) |
| 1 | Krishon Merriweather [*] | LB | 6-0 | 235 | Sr-2L | Hazelwood, Mo. (Hazelwood West) |
| 1 | Myles Price | WR | 5-10 | 180 | Jr-2L | The Colony, Texas (The Colony) |
| 2 | Behren Morton | QB | 6-2 | 210 | Fr-RS | Eastland, Texas (Eastland) |
| 2 | Reggie Pearson Jr. | DB | 5-11 | 200 | Sr-1L | Detroit, Mich. (River Rouge) |
| 3 | Kobee Minor | DB | 6-0 | 185 | So-1L | Lake Dallas, Texas (Lake Dallas) |
| 4 | SaRodorick Thompson Jr. | RB | 6-0 | 220 | Sr-3L | Irving, Texas (Ranchview) |
| 5 | Myles Cole | DL | 6-6 | 285 | Sr-TR | Shreveport, La. (Evangel Christian Academy) |
| 5 | Chadarius Townsend [*] | WR | 6-0 | 205 | Sr-2L | Tanner, Ala. (Tanner) |
| 6 | Kosi Eldridge [*] | LB | 6-0 | 230 | Sr-3L | Denton, Texas (Denton Ryan) |
| 6 | J.J. Sparkman | WR | 6-4 | 220 | So-1L | Longview, Texas (Pine Tree) |
| 7 | Adrian Frye [*] | DB | 6-0 | 205 | Sr-4L | Houston, Texas (Eisenhower) |
| 7 | Donovan Smith | QB | 6-5 | 230 | So-1L | Las Vegas, Nev. (Frenship) |
| 8 | Jesiah Pierre | OLB | 6-2 | 245 | Jr-1L | Mount Dora, Fla. (Mount Dora Christian Academy) |
| 9 | Jerand Bradley | WR | 6-5 | 215 | Fr-RS | Frisco, Texas (DeSoto) |
| 9 | Marquis Waters [*] | DB | 6-1 | 215 | Sr-1L | Delray Beach, Fla. (Atlantic) |
| 10 | Trey Cleveland III | WR | 6-4 | 190 | Jr-2L | Arlington, Texas (Arlington) |
| 10 | Cam White | DB | 6-0 | 215 | Sr-1L | Flora, Miss. (Madison Central) |
| 11 | Dimitri Moore [*] | LB | 6-3 | 235 | Sr-TR | Cedar Hill, Texas (Cedar Hill) |
| 12 | Jalon Peoples | DB | 5-11 | 175 | Fr-HS | Cedar Hill, Texas (Cedar Hill) |
| 12 | Tyler Shough | QB | 6-5 | 230 | Sr-1L | Chandler, Ariz. (Hamilton) |
| 13 | Brady Boyd | WR | 6-1 | 195 | So-TR | Southlake, Texas (Southlake Carroll) |
| 13 | Jacob Rodriguez | LB | 6-1 | 235 | So-TR | Wichita Falls, Texas (Rider) |
| 14 | Hut Graham | DB | 6-1 | 190 | Fr-HS | Gunter, Texas (Gunter) |
| 14 | Xavier White | WR | 6-0 | 190 | Sr-2L | Lubbock, Texas (Monterey) |
| 15 | Cole Boyd | DB | 6-3 | 215 | Jr-2L | Boerne, Texas (Boerne) |
| 15 | Cameron Cantrell | WR | 6-1 | 200 | Jr-SQ | Whitehouse, Texas (Whitehouse) |
| 16 | Keyon Blankenbaker [*] | DB | 5-10 | 185 | Sr-TR | Oak Park, Ill. (Oak Park-River Forest) |
| 16 | Jaden Morris | QB | 5-11 | 200 | Fr-HS | Arlington, Texas (Lamar) |
| 17 | Nate Floyd | WR | 6-0 | 190 | So-1L | College Station, Texas (A&M Consolidated) |
| 18 | Tyler Owens | DB | 6-2 | 200 | Sr-TR | Plano, Texas (Plano East) |
| 18 | Cooper LaFebre | QB | 6-1 | 175 | Fr-RS | Lubbock, Texas (Cooper) |
| 19 | Loic Fouonji | WR | 6-4 | 210 | Jr-2L | Midland, Texas (Lee) |
| 19 | Tyree Wilson | OLB | 6-6 | 275 | Sr-2L | Henderson, Texas (West Rusk) |
| 20 | Gage Elder | LB | 5-11 | 225 | Fr-RS | Rockwall, Texas (Rockwall) |
| 20 | Nehemiah Martinez I | WR | 5-9 | 205 | So-1L | Lubbock, Texas (Cooper) |
| 21 | Tyler King | WR | 5-9 | 185 | Fr-HS | Houston, Texas (Alief Taylor) |
| 21 | Cameron Watts | DB | 5-11 | 195 | Sr-2L | Tulsa, Okla. (Union) |
| 22 | Bryson Donnell | RB | 5-10 | 215 | Fr-HS | Tyler, Texas (Legacy) |
| 22 | Maurion Horn | DB | 5-11 | 175 | Fr-HS | Broken Arrow, Okla. (Broken Arrow) |
| 23 | Landon Hullaby | DB | 6-0 | 205 | Fr-HS | Mansfield, Texas (Timberview) |
| 24 | Malik Dunlap | DB | 6-3 | 215 | Sr-1L | Charlotte, N.C. (Harding) |
| 25 | Blake Bedwell | RB | 5-10 | 190 | So-TR | Amarillo, Texas (Amarillo) |
| 25 | Dadriion Taylor-Demerson | DB | 5-11 | 195 | Sr-3L | Oklahoma City, Okla. (Carl Albert) |
| 26 | Jason Lloyd | TE | 6-4 | 250 | Jr-1L | Belmont, Calif. (Carlmont) |
| 26 | Sammy Morris IV | DB | 6-1 | 195 | Fr-RS | Prosper, Texas (Prosper) |
| 27 | Jon-Jon Davis | DB | 6-1 | 185 | So-SQ | Dallas, Texas (South Oak Cliff) |
| 28 | Tahj Brooks | RB | 5-10 | 230 | Jr-2L | Manor, Texas (Manor) |
| 29 | Chief Collins | DB | 5-11 | 200 | Fr-RS | Lucas, Texas (Lovejoy) |
| 30 | Jackson Knotts | LS | 5-11 | 185 | So-1L | Plant City, Fla. (Plant City) |
| 31 | Austin McNamara | P | 6-4 | 195 | Sr-3L | Gilbert, Ariz. (Highland) |
| 31 | Joseph Plunk | DB | 5-10 | 180 | So-SQ | Amarillo, Texas (Tascosa) |
| 32 | Tyrique Matthews | LB | 5-11 | 235 | Sr-3L | Houston, Texas (Eisenhower) |
| 33 | Clazarion Campbell | RB | 5-9 | 185 | Fr-RS | Saginaw, Texas (Saginaw) |
| 33 | Matthew Young [*] | LB | 6-1 | 240 | Sr-1L | Las Cruces, N.M. (Oñate) |
| 34 | Bryce Robinson | LB | 6-2 | 235 | Jr-SQ | Sachse, Texas (Sachse) |
| 35 | Patrick Curley | LB | 6-2 | 230 | Sr-3L | Wagoner, Okla. (Wagoner) |
| 36 | James Grando | OLB | 6-2 | 220 | Jr-TR | Arlington, Texas (Lamar) |
| 36 | Trey Wolff | PK | 6-4 | 210 | Sr-3L | Spring, Texas (Klein) |
| 37 | Brook Honore Jr. | P | 6-0 | 185 | Fr-HS | Manvel, Texas (Manvel) |
| 37 | Alpha Mara | DB | 6-1 | 155 | Jr-SQ | Austin, Texas (Akins) |
| 38 | Jett Whitfield | DB | 5-10 | 210 | Jr-SQ | New Deal, Texas (New Deal) |
| 39 | Charles Robinson | TE | 6-0 | 250 | Fr-RS | Lubbock, Texas (Coronado) |
| 40 | Wesley Smith | LB | 5-10 | 215 | Fr-HS | Midland, Texas (Legacy) |
| 41 | Ty Kana | LB | 6-2 | 235 | Fr-HS | Katy, Texas (Katy) |
| 42 | Vidal Scott Jr. [*] | DL | 6-1 | 285 | Sr-TR | Pensacola, Fla. (West Florida) |
| 43 | Joseph Adedire | DL | 6-3 | 270 | Fr-HS | Mansfield, Texas (Summit) |
| 43 | Henry Teeter | TE | 6-4 | 245 | Sr-1L | San Angelo, Texas (Central) |
| 45 | Drew DeArman | LB | 6-1 | 215 | Fr-HS | Arlington, Texas (Joshua) |
| 46 | Ben Roberts | LB | 6-3 | 225 | Fr-HS | Haslet, Texas (Eaton) |
| 47 | Tanner Allen | TE | 6-3 | 260 | Fr-HS | Bryan, Texas (Bryan) |
| 48 | Stone Harrington | PK | 6-3 | 185 | Fr-HS | Colleyville, Texas (Colleyville) |

NUMERICAL ROSTER

| NO | PLAYER | POS | HT | WT | YR-EX | HOMETOWN (HIGH SCHOOL) |
|----|--------------------|-----|------|-----|-------|--|
| 48 | Derrick Lewis II | LB | 6-1 | 215 | So-1L | Schertz, Texas (Samuel Clemens) |
| 49 | Charles Esters III | OLB | 6-3 | 250 | Fr-RS | Cedar Hill, Texas (Cedar Hill) |
| 50 | Trent Low | LB | 6-1 | 220 | So-SQ | Midland, Texas (Lee) |
| 50 | Michael Shanahan | OL | 6-5 | 320 | Jr-TR | Orlando, Fla. (First Academy) |
| 51 | Robert Wooten | OLB | 6-3 | 265 | So-RS | Stafford, Texas (Stafford) |
| 52 | Harvey Dyson III | DL | 6-3 | 260 | Fr-HS | Cedar Hill, Texas (Cedar Hill) |
| 54 | Bryce Ramirez | OLB | 6-2 | 235 | Jr-1L | Missouri City, Texas (George Ranch) |
| 56 | Jackson Baggett | LB | 6-3 | 225 | Jr-SQ | Bushland, Texas (Bushland) |
| 56 | Dennis Wilburn | OL | 6-3 | 320 | Sr-TR | Humble, Texas (Nimitz) |
| 58 | Jack Tucker | OL | 6-7 | 305 | Fr-RS | Argyle, Texas (Argyle) |
| 59 | Isaac Smith | OLB | 6-6 | 245 | Fr-RS | Wagoner, Okla. (Wagoner) |
| 61 | Jacob Mauch | LS | 6-3 | 220 | So-SQ | Covina, Calif. (South Hills) |
| 62 | Kaden Weatherby | OL | 6-6 | 300 | Fr-HS | Aurora, Colo. (Eaglecrest) |
| 63 | Erik Gray | OL | 6-2 | 275 | Fr-HS | Amarillo, Texas (Amarillo) |
| 64 | Jurrien Loftin | OL | 6-5 | 290 | Fr-HS | Aledo, Texas (Aledo) |
| 65 | Sheridan Wilson | OL | 6-5 | 285 | Fr-HS | Argyle, Texas (Argyle) |
| 66 | Matt Keeler | OL | 6-6 | 305 | So-SQ | Chicago, Ill. (Nazareth Academy) |
| 68 | Seth Martin | OL | 6-3 | 285 | Fr-HS | Fort Worth, Texas (Everman) |
| 69 | Caleb Rodkey | OL | 6-4 | 300 | Fr-RS | Missouri City, Texas (Ridge Point) |
| 70 | Weston Wright | OL | 6-6 | 320 | Sr-3L | New Braunfels, Texas (New Braunfels) |
| 71 | Monroe Mills | OL | 6-6 | 315 | So-TR | Columbia, Mo. (Father Tolton) |
| 72 | Landon Peterson | OL | 6-6 | 300 | Jr-2L | Odessa, Texas (Permian) |
| 73 | Cade Briggs | OL | 6-3 | 300 | Sr-TR | Las Vegas, Nev. (Bishop Gorman) |
| 74 | Cole Spencer* | OL | 6-4 | 305 | Sr-TR | Louisville, Ky. (Trinity) |
| 75 | Jacoby Jackson | OL | 6-6 | 335 | Fr-RS | Arlington, Texas (Mansfield Summit) |
| 76 | Caleb Rogers | OL | 6-5 | 305 | Jr-2L | Mansfield, Texas (Lake Ridge) |
| 77 | Ethan Carde | OL | 6-8 | 320 | Sr-2L | Valrico, Fla. (Bloomingtondale) |
| 78 | Larry Moore III | OL | 6-6 | 275 | So-SQ | Missouri City, Texas (Fort Bend Marshall) |
| 79 | Ty Buchanan | OL | 6-6 | 295 | Fr-TR | Corpus Christi, Texas (Calallen) |
| 80 | Mason Tharp | TE | 6-9 | 260 | So-1L | Klein, Texas (Klein) |
| 82 | Drew Hocutt | WR | 6-0 | 185 | So-TR | Lubbock, Texas (Frenship) |
| 83 | Jack Esparza | WR | 6-4 | 215 | Fr-HS | Austin, Texas (St. Michael's Catholic) |
| 84 | Zack McCown | TE | 6-5 | 225 | Fr-HS | Amarillo, Texas (Amarillo) |
| 85 | Coy Eakin | WR | 6-2 | 200 | Fr-HS | Stephenville, Texas (Stephenville) |
| 86 | Jordan Brown | WR | 5-11 | 185 | So-TR | Dallas, Texas (DeSoto) |
| 87 | Haydon Wiginton | WR | 5-11 | 185 | Fr-TR | Midlothian, Texas (Heritage) |
| 88 | Baylor Cupp | TE | 6-6 | 250 | Jr-TR | Brock, Texas (Brock) |
| 89 | Jayden York | TE | 6-4 | 240 | So-SQ | Austin, Texas (Bowie) |
| 90 | Syncere Massey | DL | 6-5 | 330 | Fr-HS | Cedar Hill, Texas (Cedar Hill) |
| 91 | Blake Burris | DL | 6-5 | 300 | Fr-RS | Irving, Texas (Parish Episcopal) |
| 92 | L.B. Moore | OLB | 6-3 | 265 | So-SQ | Amarillo, Texas (Tascosa) |
| 93 | Trevon McAlpine | DL | 6-3 | 305 | Fr-HS | Saraland, Ala. (Saraland) |
| 94 | Gabe Oladipo* | DL | 6-3 | 295 | Sr-SQ | Missouri City, Texas (Fort Bend Hightower) |
| 95 | Jaylon Hutchings | DL | 6-0 | 310 | Sr-3L | Forney, Texas (Forney) |
| 96 | Philip Blidi | DL | 6-3 | 295 | Jr-2L | Portales N.M. (Portales) |
| 97 | Tony Bradford Jr. | DL | 6-1 | 300 | Sr-3L | Houston, Texas (North Shore) |
| 98 | E'Maurion Banks | DL | 6-5 | 305 | Fr-RS | Wichita Falls, Texas (Rider) |
| 99 | Sam Carrell | DL | 6-4 | 285 | Fr-TR | Albuquerque, N.M. (Sandia) |
| 99 | Gino Garcia | PK | 6-2 | 200 | Jr-TR | Richardson, Texas (Pearce) |

ROSTER KEY

* represents Super Senior in final year of eligibility.

COACHING STAFF

Head Coach

Associate Head Coach/Special Teams Coordinator/Running Backs

Defensive Coordinator

Offensive Coordinator/Quarterbacks

Outside Linebackers Coach

Linebackers Coach

Tight Ends Coach

Defensive Line Coach

Offensive Line Coach

Passing Game Coordinator/Wide Receivers

Passing Game Coordinator/Secondary Coach

Joey McGuire (First Season)

Kenny Perry (First Season)

Tim DeRuyter (First Season)

Zach Kittley (First Season)

C.J. Ah You (First Season)

Josh Bookbinder (First Season)

Josh Cochran (First Season)

Zarnell Fitch (First Season)

Stephen Hamby (First Season)

Emmett Jones (First Season)

Marcel Yates (First Season)

ALPHABETICAL ROSTER

| | | |
|----|-------------------------|-----|
| 92 | L.B. Moore | OLB |
| 16 | Jaden Morris | QB |
| 26 | Sammy Morris IV | DB |
| 2 | Behren Morton | QB |
| 94 | Gabe Oladipo | DL |
| 18 | Tyler Owens | DB |
| 2 | Reggie Pearson Jr. | DB |
| 72 | Landon Peterson | OL |
| 8 | Jesiah Pierre | OLB |
| 31 | Joseph Plunk | DB |
| 12 | Jalon Peoples | DB |
| 1 | Myles Price | WR |
| 54 | Bryce Ramirez | OLB |
| 46 | Ben Roberts | LB |
| 34 | Bryce Robinson | LB |
| 39 | Charles Robinson | TE |
| 69 | Caleb Rodkey | OL |
| 13 | Jacob Rodriguez | LB |
| 76 | Caleb Rogers | OL |
| 42 | Vidal Scott Jr. | DL |
| 50 | Michael Shanahan | OL |
| 12 | Tyler Shough | QB |
| 7 | Donovan Smith | QB |
| 59 | Isaac Smith | OLB |
| 40 | Wesley Smith | LB |
| 6 | J.J. Sparkman | WR |
| 74 | Cole Spencer | OL |
| 25 | Dadrian Taylor-Demerson | DB |
| 43 | Henry Teeter | TE |
| 80 | Mason Tharp | TE |
| 4 | SaRodorick Thompson Jr. | RB |
| 5 | Chadarius Townsend | WR |
| 58 | Jack Tucker | OL |
| 0 | Cam'Ron Valdez | RB |
| 9 | Marquis Waters | DB |
| 21 | Cameron Watts | DB |
| 62 | Kaden Weatherby | OL |
| 10 | Cam White | DB |
| 14 | Xavier White | WR |
| 38 | Jett Whitfield | DB |
| 87 | Haydon Wiginton | WR |
| 56 | Dennis Wilburn | OL |
| 0 | Rayshad Williams | DB |
| 65 | Sheridan Wilson | OL |
| 19 | Tyree Wilson | OLB |
| 36 | Trey Wolff | PK |
| 51 | Robert Wooten | OLB |
| 70 | Weston Wright | OL |
| 89 | Jayden York | TE |
| 33 | Matthew Young | LB |

OFFENSIVE ROSTER BREAKDOWN

RETURNING/LOST

STARTERS RETURNING (4)

| | |
|----|---------------------|
| OL | Weston Wright |
| OL | Caleb Rogers |
| RB | SaRodorick Thompson |
| WR | Myles Price |

OTHER RETURNERS WITH STARTING EXPERIENCE (10)

| | |
|----|-----------------|
| OL | Ethan Carde |
| TE | Mason Tharp |
| RB | Tahj Brooks |
| QB | Tyler Shough |
| QB | Donovan Smith |
| WR | Trey Cleveland |
| WR | Xavier White |
| OL | Landon Peterson |
| TE | Henry Teeter |
| WR | Jerand Bradley |

LETTERWINNERS RETURNING (24)

| | |
|----|---------------------|
| WR | Jerand Bradley |
| RB | Tahj Brooks |
| OL | Ethan Carde |
| WR | Trey Cleveland |
| WR | Loic Fouonji |
| OL | Jacoby Jackson |
| OL | Matt Keeler |
| TE | Jason Lloyd |
| WR | Nehemiah Martinez |
| QB | Behren Morton |
| OL | Larry Moore |
| OL | Landon Peterson |
| WR | Myles Price |
| OL | Caleb Rogers |
| QB | Donovan Smith |
| QB | Tyler Shough |
| WR | J.J. Sparkman |
| TE | Henry Teeter |
| TE | Mason Tharp |
| RB | SaRodorick Thompson |
| RB | Chadarius Townsend |
| RB | Xavier White |
| OL | Weston Wright |
| RB | Cam'Ron Valdez |

STARTERS LOST (7)

| | |
|----|-------------------|
| OL | T.J. Storment |
| QB | Dawson Deaton |
| WR | Josh Burger |
| WR | Henry Colombi |
| TE | Travis Koontz |
| WR | Kaylon Geiger Sr. |
| WR | Erik Ezukanma |

LETTERWINNERS LOST (14)

| | |
|----|-------------------|
| OL | Josh Burger |
| TE | Jed Castles |
| OL | Aaron Castro |
| QB | Henry Colombi |
| OL | Dawson Deaton |
| WR | Erik Ezukanma |
| OL | Clayton Franks |
| WR | Kaylon Geiger Sr. |
| RB | Ronnie Hart |
| TE | Travis Koontz |
| WR | McLane Mannix |
| WR | Dalton Rigdon |
| OL | T.J. Storment |
| OL | Casey Verhulst |

QUARTERBACKS

| | | | | | |
|----|----------------|------|-----|-------|----------------------------|
| 2 | Behren Morton | 6-2 | 210 | Fr-RS | Eastland, Texas (Eastland) |
| 7 | Donovan Smith | 6-5 | 230 | So-1L | Las Vegas, Nev. (Frenship) |
| 12 | Tyler Shough | 6-5 | 230 | Sr-1L | Chandler, Ariz. (Hamilton) |
| 16 | Jaden Morris | 5-11 | 200 | Fr-HS | Arlington, Texas (Lamar) |
| 18 | Cooper LaFebre | 6-1 | 185 | Fr-RS | Lubbock, Texas (Cooper) |

RUNNING BACKS

| | | | | | |
|----|-------------------------|------|-----|-------|----------------------------|
| 0 | Cam'Ron Valdez | 5-9 | 205 | Fr-RS | Rockdale, Texas (Rockdale) |
| 4 | SaRodorick Thompson Jr. | 6-0 | 220 | Sr-3L | Irving, Texas (Ranchview) |
| 22 | Bryson Donnell | 5-10 | 215 | Fr-HS | Tyler, Texas (Legacy) |
| 25 | Blake Bedwell | 5-10 | 190 | So-TR | Amarillo, Texas (Amarillo) |
| 28 | Tahj Brooks | 5-10 | 230 | Jr-2L | Manor, Texas (Manor) |
| 33 | Clazarion Campbell | 5-9 | 185 | Fr-RS | Saginaw, Texas (Saginaw) |

TIGHT ENDS

| | | | | | |
|----|------------------|-----|-----|-------|-----------------------------|
| 26 | Jason Lloyd | 6-4 | 250 | Jr-1L | Belmont, Calif. (Carlmont) |
| 39 | Charles Robinson | 6-0 | 250 | Fr-RS | Lubbock, Texas (Coronado) |
| 43 | Henry Teeter | 6-4 | 245 | Sr-1L | San Angelo, Texas (Central) |
| 47 | Tanner Allen | 6-3 | 260 | Fr-HS | Bryan, Texas (Bryan) |
| 80 | Mason Tharp | 6-9 | 260 | So-1L | Klein, Texas (Klein) |
| 84 | Zack McCown | 6-5 | 225 | Fr-HS | Amarillo, Texas (Amarillo) |
| 88 | Baylor Cupp | 6-6 | 250 | Jr-TR | Brock, Texas (Brock) |
| 89 | Jayden York | 6-4 | 240 | So-SQ | Austin, Texas (Bowie) |

WIDE RECEIVERS

| | | | | | |
|----|---------------------|------|-----|-------|---|
| 1 | Myles Price | 5-10 | 180 | Jr-2L | The Colony, Texas (The Colony) |
| 5 | Chadarius Townsend^ | 6-0 | 205 | Sr-2L | Tanner, Ala. (Tanner) |
| 6 | J.J. Sparkman | 6-4 | 220 | So-1L | Longview, Texas (Pine Tree) |
| 9 | Jerand Bradley | 6-5 | 215 | Fr-RS | Frisco, Texas (DeSoto) |
| 10 | Trey Cleveland III | 6-4 | 190 | Jr-2L | Arlington, Texas (Arlington) |
| 13 | Brady Boyd | 6-1 | 195 | So-TR | Southlake, Texas (Southlake Carroll) |
| 14 | Xavier White | 6-0 | 190 | Sr-2L | Lubbock, Texas (Monterey) |
| 15 | Cameron Cantrell | 6-1 | 200 | Jr-SQ | Whitehouse, Texas (Whitehouse) |
| 17 | Nate Floyd | 6-0 | 190 | So-1L | College Station, Texas (A&M Consolidated) |
| 19 | Loic Fouonji | 6-4 | 210 | Jr-2L | Midland, Texas (Lee) |
| 20 | Nehemiah Martinez | 5-9 | 205 | So-1L | Lubbock, Texas (Cooper) |
| 21 | Tyler King | 5-9 | 185 | Fr-HS | Houston, Texas (Alief Taylor) |
| 82 | Drew Hocutt | 6-0 | 185 | So-TR | Lubbock, Texas (Frenship) |
| 83 | Jack Esparza | 6-4 | 215 | Fr-HS | Austin, Texas (St. Michael's Catholic) |
| 85 | Coy Eakin | 6-2 | 200 | Fr-HS | Stephenville, Texas (Stephenville) |
| 86 | Jordan Brown | 5-11 | 185 | So-TR | Grand Prairie, Texas (DeSoto) |
| 87 | Haydon Wiginton | 5-11 | 185 | Fr-TR | Midlothian, Texas (Heritage) |

OFFENSIVE LINE

| | | | | | |
|----|------------------|-----|-----|-------|---|
| 50 | Michael Shanahan | 6-5 | 320 | Jr-TR | Orlando, Fla. (First Academy) |
| 56 | Dennis Wilburn | 6-3 | 320 | Sr-TR | Humble, Texas (Nimitz) |
| 58 | Jack Tucker | 6-7 | 305 | Fr-RS | Argyle, Texas (Argyle) |
| 62 | Kaden Weatherby | 6-6 | 300 | Fr-HS | Aurora, Colo. (Eaglecrest) |
| 64 | Jurrien Loftin | 6-5 | 290 | Fr-HS | Aledo, Texas (Aledo) |
| 65 | Sheridan Wilson | 6-5 | 285 | Fr-HS | Argyle, Texas (Argyle) |
| 66 | Matt Keeler | 6-6 | 305 | So-SQ | Chicago, Ill. (Nazareth Academy) |
| 68 | Seth Martin | 6-3 | 285 | Fr-HS | Fort Worth, Texas (Everman) |
| 69 | Caleb Rodkey | 6-4 | 300 | Fr-RS | Missouri City, Texas (Ridge Point) |
| 70 | Weston Wright | 6-6 | 320 | Sr-3L | New Braunfels, Texas (New Braunfels) |
| 71 | Monroe Mills | 6-6 | 315 | So-TR | Columbia, Mo. (Father Tolton) |
| 72 | Landon Peterson | 6-6 | 300 | Jr-2L | Odessa, Texas (Permian) |
| 73 | Cade Briggs | 6-3 | 300 | Sr-TR | Las Vegas, Nev. (Bishop Gorman) |
| 74 | Cole Spencer^ | 6-4 | 305 | Sr-TR | Louisville, Ky. (Trinity) |
| 75 | Jacoby Jackson | 6-6 | 335 | Fr-RS | Arlington, Texas (Mansfield Summit) |
| 76 | Caleb Rogers | 6-5 | 305 | Jr-2L | Mansfield, Texas (Lake Ridge) |
| 77 | Ethan Carde | 6-8 | 320 | Sr-2L | Valrico, Fla. (Bloomington) |
| 78 | Larry Moore III | 6-6 | 275 | So-SQ | Missouri City, Texas (Fort Bend Marshall) |
| 79 | Ty Buchanan | 6-6 | 295 | Fr-TR | Corpus Christi, Texas (Calallen) |

SPECIALISTS

| | | | | | |
|----|----------------------|------|-----|-------|----------------------------------|
| 30 | Jackson Knotts (LS) | 5-11 | 185 | So-1L | Plant City, Fla. (Plant City) |
| 31 | Austin McNamara (P) | 6-4 | 195 | Sr-3L | Gilbert, Ariz. (Highland) |
| 36 | Trey Wolff (K) | 6-4 | 210 | Sr-3L | Spring, Texas (Klein) |
| 37 | Brook Honore Jr. (P) | 6-0 | 185 | Fr-HS | Manvel, Texas (Manvel) |
| 48 | Stone Harrington (K) | 6-3 | 185 | Fr-HS | Colleyville, Texas (Colleyville) |
| 61 | Jacob Mauch (LS) | 6-3 | 220 | So-SQ | Covina, Calif. (South Hills) |
| 99 | Gino Garcia (K) | 6-2 | 200 | Jr-TR | Richardson, Texas (Pearce) |

DEFENSIVE ROSTER BREAKDOWN

DEFENSIVE LINE

| | | | | | |
|----|-------------------|-----|-----|-------|---|
| 5 | Myles Cole | 6-6 | 285 | Sr-TR | Shreveport, La. (Evangel Christian Academy) |
| 42 | Vidal Scott Jr.* | 6-1 | 285 | Sr-TR | Pensacola, Fla. (West Florida) |
| 43 | Joseph Adedire | 6-3 | 270 | Fr-HS | Mansfield, Texas (Summit) |
| 52 | Harvey Dyson III | 6-3 | 260 | Fr-HS | Cedar Hill, Texas (Cedar Hill) |
| 90 | Syncere Massey | 6-5 | 330 | Fr-HS | Cedar Hill, Texas (Cedar Hill) |
| 91 | Blake Burris | 6-5 | 300 | Fr-RS | Irving, Texas (Parish Episcopal) |
| 93 | Trevon McAlpine | 6-3 | 305 | Fr-HS | Saraland, Ala. (Saraland) |
| 94 | Gabe Oladipo* | 6-3 | 295 | Sr-SQ | Missouri City, Texas (Fort Bend Hightower) |
| 95 | Jaylon Hutchings | 6-0 | 310 | Sr-3L | Forney, Texas (Forney) |
| 96 | Philip Blidi | 6-3 | 295 | Jr-2L | Portales N.M. (Portales) |
| 97 | Tony Bradford Jr. | 6-1 | 300 | Sr-3L | Houston, Texas (North Shore) |
| 98 | E'Maurion Banks | 6-5 | 305 | Fr-RS | Wichita Falls, Texas (Rider) |
| 99 | Sam Carrell | 6-4 | 285 | Fr-TR | Albuquerque, N.M. (Sandia) |

OUTSIDE LINEBACKERS

| | | | | | |
|----|--------------------|-----|-----|-------|-------------------------------------|
| 19 | Tyree Wilson | 6-6 | 275 | Sr-2L | Henderson, Texas (West Rusk) |
| 36 | James Grando | 6-2 | 220 | Jr-TR | Arlington, Texas (Lamar) |
| 49 | Charles Esters III | 6-3 | 250 | Fr-RS | Cedar Hill, Texas (Cedar Hill) |
| 51 | Robert Wooten | 6-3 | 265 | So-RS | Stafford, Texas (Stafford) |
| 54 | Bryce Ramirez | 6-2 | 235 | Jr-1L | Missouri City, Texas (George Ranch) |
| 59 | Isaac Smith | 6-6 | 245 | Fr-RS | Wagoner, Okla. (Wagoner) |
| 92 | L.B. Moore | 6-3 | 265 | So-SQ | Amarillo, Texas (Tascosa) |

LINEBACKERS

| | | | | | |
|----|-----------------------|------|-----|-------|---------------------------------|
| 1 | Krishon Merriweather* | 6-0 | 235 | Sr-2L | Hazelwood, Mo. (Hazelwood West) |
| 6 | Kosi Eldridge* | 6-0 | 230 | Sr-3L | Denton, Texas (Denton Ryan) |
| 11 | Dimitri Moore* | 6-3 | 235 | Sr-TR | Cedar Hill, Texas (Cedar Hill) |
| 13 | Jacob Rodriguez | 6-1 | 235 | So-TR | Wichita Falls, Texas (Rider) |
| 20 | Gage Elder | 5-11 | 225 | Fr-RS | Rockwall, Texas (Rockwall) |
| 32 | Tyrique Matthews | 5-11 | 235 | Sr-3L | Houston, Texas (Eisenhower) |
| 33 | Matthew Young* | 6-1 | 240 | Sr-1L | Las Cruces, N.M. (Oñate) |
| 34 | Bryce Robinson | 6-2 | 235 | Jr-SQ | Sachse, Texas (Sachse) |
| 35 | Patrick Curley | 6-2 | 230 | Sr-3L | Wagoner, Okla. (Wagoner) |
| 40 | Wesley Smith | 5-10 | 215 | Fr-HS | Midland, Texas (Legacy) |
| 41 | Ty Kana | 6-2 | 235 | Fr-HS | Katy, Texas (Katy) |
| 45 | Drew DeArman | 6-1 | 215 | Fr-HS | Arlington, Texas (Joshua) |
| 46 | Ben Roberts | 6-3 | 225 | Fr-HS | Haslet, Texas (Eaton) |
| 48 | Derrick Lewis II | 6-1 | 215 | So-1L | Schertz, Texas (Samuel Clemens) |
| 50 | Trent Low | 6-1 | 220 | So-SQ | Midland, Texas (Lee) |
| 56 | Jackson Baggett | 6-3 | 225 | Jr-SQ | Bushland, Texas (Bushland) |

DEFENSIVE BACKS

| | | | | | |
|----|-------------------------|------|-----|-------|--|
| 0 | Rayshad Williams | 6-3 | 195 | Sr-1L | Memphis, Tenn. (Whitehaven) |
| 2 | Reggie Pearson Jr. | 5-11 | 200 | Sr-1L | Detroit, Mich. (River Rouge) |
| 3 | Kobee Minor | 6-0 | 185 | So-1L | Lake Dallas, Texas (Lake Dallas) |
| 7 | Adrian Frye* | 6-0 | 205 | Sr-4L | Houston, Texas (Eisenhower) |
| 9 | Marquis Waters* | 6-1 | 215 | Sr-1L | Delray Beach, Fla. (Atlantic) |
| 10 | Cam White | 6-0 | 215 | Sr-1L | Flora, Miss. (Madison Central) |
| 12 | Jalon Peoples | 5-11 | 175 | Fr-HS | Cedar Hill, Texas (Cedar Hill) |
| 14 | Hut Graham | 6-1 | 190 | Fr-HS | Gunter, Texas (Gunter) |
| 15 | Cole Boyd | 6-3 | 215 | Jr-2L | Boerne, Texas (Boerne) |
| 16 | Keyon Blankenbaker* | 5-10 | 185 | S-TR | Oak Park, Ill. (Oak Park-River Forest) |
| 18 | Tyler Owens | 6-2 | 200 | Sr-TR | Plano, Texas (Plano East) |
| 21 | Cameron Watts | 5-11 | 195 | Sr-2L | Tulsa, Okla. (Union) |
| 22 | Maurion Horn | 5-11 | 175 | Fr-HS | Broken Arrow, Okla. (Broken Arrow) |
| 23 | Landon Hullaby | 6-0 | 205 | Fr-HS | Mansfield, Texas (Timberview) |
| 24 | Malik Dunlap | 6-3 | 215 | Sr-1L | Charlotte, N.C. (Harding) |
| 25 | Dadrión Taylor-Demerson | 5-11 | 195 | Sr-3L | Oklahoma City, Okla. (Carl Albert) |
| 26 | Sammy Morris IV | 6-1 | 195 | Fr-RS | Prosper, Texas (Prosper) |
| 27 | Jon-Jon Davis | 6-1 | 185 | So-SQ | Dallas, Texas (South Oak Cliff) |
| 29 | Chief Collins | 5-11 | 200 | Fr-RS | Lucas, Texas (Lovejoy) |
| 31 | Joseph Plunk | 5-10 | 180 | So-SQ | Amarillo, Texas (Tascosa) |
| 37 | Alpha Mara | 6-1 | 155 | Jr-SQ | Austin, Texas (Akins) |
| 38 | Jett Whitfield | 5-10 | 210 | Jr-SQ | New Deal, Texas (New Deal) |

RETURNING/LOST

STARTERS RETURNING (6)

| | |
|----|-------------------------|
| DL | Jaylon Hutchings |
| DL | Tyree Wilson |
| LB | Krishon Merriweather |
| LB | Reggie Pearson Jr. |
| DB | Rayshad Williams |
| DB | Dadrión Taylor-Demerson |

RETURNERS WITH STARTING EXPERIENCE (7)

| | |
|----|-------------------|
| DB | Adrian Frye |
| DL | Tony Bradford Jr. |
| DB | Marquis Waters |
| DL | Jesiah Pierre |
| DB | Kosi Eldridge |
| DB | Cam White |
| DB | Malik Dunlap |

LETTERWINNERS RETURNING (24)

| | |
|----|-------------------------|
| DL | Philip Blidi |
| DB | Cole Boyd |
| DL | Tony Bradford Jr. |
| LB | Patrick Curley |
| DB | Malik Dunlap |
| LB | Kosi Eldridge |
| DB | Nate Floyd |
| DB | Adrian Frye |
| DL | Jaylon Hutchings |
| LB | Derrick Lewis II |
| LB | Tyrique Matthews |
| LB | Krishon Merriweather |
| DB | Kobee Minor |
| DL | L.B. Moore |
| DB | Reggie Pearson Jr. |
| LB | Jesiah Pierre |
| LB | Bryce Ramirez |
| DB | Dadrión Taylor-Demerson |
| DB | Marquis Waters |
| DB | Cameron Watts |
| DB | Cam White |
| DB | Rayshad Williams |
| DL | Tyree Wilson |
| LB | Matthew Young |

STARTERS LOST (4)

| | |
|----|----------------|
| DL | Devin Drew |
| LB | Colin Schooler |
| LB | Riko Jeffers |
| DB | Eric Monroe |

LETTERWINNERS LOST (12)

| | |
|----|-----------------------|
| LB | Brandon Bouyer-Randle |
| DB | Seth Collins |
| DL | Devin Drew |
| DB | DaMarcus Fields |
| LB | Ethan Frasier |
| LB | Riko Jeffers |
| DB | Eric Monroe |
| DL | Nelson Mbanasor |
| LB | Jacob Morgenstern |
| LB | Colin Schooler |
| DL | Troy Te'o |
| DL | Tre'Jon Lewis |

TEAM/INDIVIDUAL STATISTICS

Team Results

| | Date | Opponent | | Score | Att. |
|---|------------|---------------|------|-------|-------|
| | 09/03/2022 | Murray St. | W | 63-10 | 58823 |
| | 09/10/2022 | Houston | Wot2 | 33-30 | 56271 |
| | 09/17/2022 | at NC State | L | 14-27 | 56919 |
| * | 09/24/2022 | Texas | Wot1 | 37-34 | 60975 |
| * | 10/01/2022 | at Kansas St. | L | 28-37 | 50782 |

Rushing

| Player | gp | att | gain | loss | net | avg | td | lg | avg/g |
|---------------------|----|-----|------|------|-----|------|----|----|-------|
| SaRodorick Thompson | 5 | 44 | 232 | 9 | 223 | 5.1 | 1 | 24 | 44.6 |
| Tahj Brooks | 5 | 49 | 209 | 2 | 207 | 4.2 | 4 | 23 | 41.4 |
| Donovan Smith | 5 | 67 | 209 | 116 | 93 | 1.4 | 4 | 27 | 18.6 |
| Bryson Donnell | 1 | 8 | 23 | 0 | 23 | 2.9 | 0 | 15 | 23.0 |
| Tyler Shough | 1 | 1 | 17 | 0 | 17 | 17.0 | 0 | 17 | 17.0 |
| Behren Morton | 4 | 5 | 22 | 17 | 5 | 1.0 | 0 | 13 | 1.3 |
| Blake Bedwell | 1 | 1 | 2 | 0 | 2 | 2.0 | 0 | 2 | 2.0 |
| Team | 5 | 2 | 0 | 3 | -3 | -1.5 | 0 | 0 | -0.6 |
| Total | 5 | 177 | 714 | 147 | 567 | 3.2 | 9 | 27 | 113.4 |
| Opponents | 5 | 176 | 873 | 131 | 742 | 4.2 | 7 | 69 | 148.4 |

Passing

| Player | gp | effic | comp-att-int | pct | yds | td | lg | avg/g |
|---------------|----|-------|--------------|------|------|----|----|-------|
| Donovan Smith | 5 | 135.3 | 142-213-7 | 66.7 | 1475 | 11 | 58 | 295.0 |
| Behren Morton | 4 | 150.5 | 11-17-2 | 64.7 | 182 | 1 | 38 | 45.5 |
| Tyler Shough | 1 | 222.4 | 6-10-0 | 60.0 | 154 | 1 | 39 | 154.0 |
| Myles Price | 5 | 0.0 | 0-1-0 | 0.0 | 0 | 0 | 0 | 0.0 |
| Total | 5 | 139.4 | 159-241-9 | 66.0 | 1811 | 13 | 58 | 362.2 |
| Opponents | 5 | 132.6 | 77-135-2 | 57.0 | 1026 | 6 | 63 | 205.2 |

Receiving

| Player | gp | no. | yds | avg | td | lg | avg/g |
|---------------------|----|-----|------|------|----|----|-------|
| Myles Price | 5 | 31 | 309 | 10.0 | 2 | 54 | 61.8 |
| Tahj Brooks | 5 | 18 | 105 | 5.8 | 1 | 17 | 21.0 |
| Jerand Bradley | 5 | 16 | 198 | 12.4 | 2 | 39 | 39.6 |
| Xavier White | 5 | 15 | 208 | 13.9 | 1 | 38 | 41.6 |
| Nehemiah Martinez | 5 | 15 | 185 | 12.3 | 2 | 43 | 37.0 |
| Loic Fouonji | 5 | 12 | 192 | 16.0 | 2 | 39 | 38.4 |
| J.J. Sparkman | 5 | 11 | 104 | 9.5 | 0 | 17 | 20.8 |
| Trey Cleveland | 5 | 10 | 191 | 19.1 | 0 | 58 | 38.2 |
| SaRodorick Thompson | 5 | 10 | 58 | 5.8 | 1 | 30 | 11.6 |
| Baylor Cupp | 4 | 6 | 91 | 15.2 | 1 | 24 | 22.8 |
| Mason Tharp | 5 | 5 | 60 | 12.0 | 1 | 21 | 12.0 |
| Brady Boyd | 5 | 4 | 49 | 12.3 | 0 | 18 | 9.8 |
| Jordan Brown | 1 | 2 | 14 | 7.0 | 0 | 10 | 14.0 |
| Henry Teeter | 4 | 1 | 23 | 23.0 | 0 | 23 | 5.8 |
| Drew Hocutt | 4 | 1 | 11 | 11.0 | 0 | 11 | 2.8 |
| Haydon Wiginton | 1 | 1 | 7 | 7.0 | 0 | 7 | 7.0 |
| Tyler King | 1 | 1 | 6 | 6.0 | 0 | 6 | 6.0 |
| Total | 5 | 159 | 1811 | 11.4 | 13 | 58 | 362.2 |
| Opponents | 5 | 77 | 1026 | 13.3 | 6 | 63 | 205.2 |

Game Records

| Record | Overall | Home | Away | Neutral |
|----------------|---------|------|------|---------|
| ALL GAMES | 3-2 | 3-0 | 0-2 | 0-0 |
| CONFERENCE | 1-1 | 1-0 | 0-1 | 0-0 |
| NON-CONFERENCE | 2-1 | 2-0 | 0-1 | 0-0 |

Team Statistics

| | TTU | OPP |
|-----------------------------|--------------|--------------|
| First Downs | 141 | 76 |
| Rushing | 42 | 29 |
| Passing | 87 | 40 |
| Penalty | 12 | 7 |
| Rushing Yardage | 567 | 742 |
| Rushing attempts | 177 | 176 |
| Average per rush | 3.2 | 4.2 |
| Average per game | 113.4 | 148.4 |
| TDs Rushing | 9 | 7 |
| Passing Yardage | 1811 | 1026 |
| Comp-Att-Int | 159-241-9 | 77-135-2 |
| Average per pass | 7.5 | 7.6 |
| Average per catch | 11.4 | 13.3 |
| Average per game | 362.2 | 205.2 |
| TDs Passing | 13 | 6 |
| Total offense | 2378 | 1768 |
| Average per play | 5.7 | 5.7 |
| Average per game | 475.6 | 353.6 |
| Kick returns: #-Yards | 13-301 | 6-130 |
| Punt returns: #-Yards | 10-83 | 4-51 |
| Int returns: #-Yards | 2-36 | 9-199 |
| Fumbles-Lost | 9-3 | 6-4 |
| Penalties-Yards | 32-249 | 37-343 |
| Punts-Avg | 19-43.6 | 32-41.2 |
| Time of possession / game | 30:31 | 28:20 |
| 3rd-down conversion | 25/74 | 22/72 |
| 4rd-down conversion | 10/18 | 2/5 |
| PAT-attempts | (20-20) 100% | (15-15) 100% |
| 2-point conversion-attempts | (1-1) 100% | (0-0) 0% |

Interceptions

| Player | no. | yds | avg | td | lg |
|----------------|-----|-----|------|----|----|
| Reggie Pearson | 2 | 36 | 18.0 | 0 | 25 |
| Total | 2 | 36 | 18.0 | 0 | 25 |
| Opponents | 9 | 199 | 22.1 | 2 | 84 |

INDIVIDUAL STATISTICS

| Field Goals | | | | | | | | | | |
|-------------|-------|------|-------|-------|-------|-------|-------|----|-----|--|
| Player | fg | pct. | 01-19 | 20-29 | 30-39 | 40-49 | 50-99 | lg | blk | |
| Trey Wolff | 7-9 | 77.8 | 0-0 | 3-3 | 1-1 | 2-4 | 1-1 | 51 | 0 | |
| Gino Garcia | 0-1 | 0.0 | 0-0 | 0-0 | 0-0 | 0-1 | 0-0 | 0 | 0 | |
| Opponents | 11-12 | 91.7 | 0-0 | 5-5 | 3-3 | 3-4 | 0-0 | 48 | 0 | |

| Scoring | | | | | | | | | | |
|---------------------|----|-------|-------|------|-----|------|------|-----|-----|--|
| Player | td | fg | PAT | | | | dxdp | saf | pts | |
| | | | kick | rush | rcv | pass | | | | |
| Trey Wolff | - | 7-9 | 14-14 | - | - | - | - | - | 35 | |
| Tahj Brooks | 5 | - | - | - | - | - | - | - | 30 | |
| Donovan Smith | 4 | - | - | - | - | 1 | - | - | 24 | |
| SaRodorick Thompson | 2 | - | - | - | - | - | - | - | 12 | |
| Myles Price | 2 | - | - | - | - | - | - | - | 12 | |
| Loic Fouonji | 2 | - | - | - | - | - | - | - | 12 | |
| Jerand Bradley | 2 | - | - | - | - | - | - | - | 12 | |
| Nehemiah Martinez | 2 | - | - | - | - | - | - | - | 12 | |
| Mason Tharp | 1 | - | - | - | 1 | - | - | - | 8 | |
| Baylor Cupp | 1 | - | - | - | - | - | - | - | 6 | |
| Xavier White | 1 | - | - | - | - | - | - | - | 6 | |
| Gino Garcia | - | 0-1 | 6-6 | - | - | - | - | - | 6 | |
| Total | 22 | 7-10 | 20-20 | 0 | 1 | 1 | 0 | 0 | 175 | |
| Opponents | 15 | 11-12 | 15-15 | 0 | 0 | 0 | 0 | 0 | 138 | |

| Score by Periods | | | | | | |
|------------------|-----|-----|-----|-----|----|-----|
| Team | 1st | 2nd | 3rd | 4th | OT | TOT |
| Texas Tech | 24 | 66 | 34 | 35 | 16 | 175 |
| Opponents | 32 | 38 | 21 | 37 | 10 | 138 |

| Punting | | | | | | | | | | |
|-----------------|-----|------|------|----|----|----|-----|-----|-----|--|
| Player | no. | yds | avg | lg | tb | fc | i20 | 50+ | blk | |
| Austin McNamara | 19 | 829 | 43.6 | 60 | 1 | 6 | 8 | 6 | 0 | |
| Total | 19 | 829 | 43.6 | 60 | 1 | 6 | 8 | 6 | 0 | |
| Opponents | 32 | 1317 | 41.2 | 67 | 0 | 8 | 10 | 6 | 1 | |

| Punt Returns | | | | | |
|--------------|-----|-----|------|----|----|
| Player | no. | yds | avg | td | lg |
| Drew Hocutt | 4 | 25 | 6.3 | 0 | 19 |
| Adrian Frye | 3 | 7 | 2.3 | 0 | 5 |
| Myles Price | 2 | 38 | 19.0 | 0 | 20 |
| Xavier White | 1 | 13 | 13.0 | 0 | 13 |
| Total | 10 | 83 | 8.3 | 0 | 20 |
| Opponents | 4 | 51 | 12.8 | 0 | 35 |

| Kick Returns | | | | | |
|-------------------|-----|-----|------|----|----|
| Player | no. | yds | avg | td | lg |
| Xavier White | 7 | 184 | 26.3 | 0 | 36 |
| Nehemiah Martinez | 6 | 117 | 19.5 | 0 | 25 |
| Total | 13 | 301 | 23.2 | 0 | 36 |
| Opponents | 6 | 130 | 21.7 | 0 | 30 |

| All Purpose | | | | | | | | |
|---------------------|---|------|------|----|-----|-----|-------|-------|
| Player | g | rush | rcv | pr | kr | ir | total | avg/g |
| Xavier White | 5 | 0 | 208 | 13 | 184 | 0 | 405 | 81.0 |
| Myles Price | 5 | 0 | 309 | 38 | 0 | 0 | 347 | 69.4 |
| Tahj Brooks | 5 | 207 | 105 | 0 | 0 | 0 | 312 | 62.4 |
| Nehemiah Martinez | 5 | 0 | 185 | 0 | 117 | 0 | 302 | 60.4 |
| SaRodorick Thompson | 5 | 223 | 58 | 0 | 0 | 0 | 281 | 56.2 |
| Jerand Bradley | 5 | 0 | 198 | 0 | 0 | 0 | 198 | 39.6 |
| Loic Fouonji | 5 | 0 | 192 | 0 | 0 | 0 | 192 | 38.4 |
| Trey Cleveland | 5 | 0 | 191 | 0 | 0 | 0 | 191 | 38.2 |
| J.J. Sparkman | 5 | 0 | 104 | 0 | 0 | 0 | 104 | 20.8 |
| Donovan Smith | 5 | 93 | 0 | 0 | 0 | 0 | 93 | 18.6 |
| Baylor Cupp | 4 | 0 | 91 | 0 | 0 | 0 | 91 | 22.8 |
| Mason Tharp | 5 | 0 | 60 | 0 | 0 | 0 | 60 | 12.0 |
| Brady Boyd | 5 | 0 | 49 | 0 | 0 | 0 | 49 | 9.8 |
| Drew Hocutt | 4 | 0 | 11 | 25 | 0 | 0 | 36 | 9.0 |
| Reggie Pearson | 5 | 0 | 0 | 0 | 0 | 36 | 36 | 7.2 |
| Bryson Donnell | 1 | 23 | 0 | 0 | 0 | 0 | 23 | 23.0 |
| Henry Teeter | 4 | 0 | 23 | 0 | 0 | 0 | 23 | 5.8 |
| Tyler Shough | 1 | 17 | 0 | 0 | 0 | 0 | 17 | 17.0 |
| Jordan Brown | 1 | 0 | 14 | 0 | 0 | 0 | 14 | 14.0 |
| Adrian Frye | 2 | 0 | 0 | 7 | 0 | 0 | 7 | 3.5 |
| Haydon Wiginton | 1 | 0 | 7 | 0 | 0 | 0 | 7 | 7.0 |
| Tyler King | 1 | 0 | 6 | 0 | 0 | 0 | 6 | 6.0 |
| Behren Morton | 4 | 5 | 0 | 0 | 0 | 0 | 5 | 1.3 |
| Blake Bedwell | 1 | 2 | 0 | 0 | 0 | 0 | 2 | 2.0 |
| Total | 5 | 567 | 1811 | 83 | 301 | 36 | 2798 | 559.6 |
| Opponents | 5 | 742 | 1026 | 51 | 130 | 199 | 2148 | 429.6 |

| Total Offense | | | | | | |
|---------------------|---|-------|------|------|-------|-------|
| Player | g | plays | rush | pass | total | avg/g |
| Donovan Smith | 5 | 280 | 93 | 1475 | 1568 | 313.6 |
| SaRodorick Thompson | 5 | 44 | 223 | 0 | 223 | 44.6 |
| Tahj Brooks | 5 | 49 | 207 | 0 | 207 | 41.4 |
| Behren Morton | 4 | 22 | 5 | 182 | 187 | 46.8 |
| Tyler Shough | 1 | 11 | 17 | 154 | 171 | 171.0 |
| Bryson Donnell | 1 | 8 | 23 | 0 | 23 | 23.0 |
| Blake Bedwell | 1 | 1 | 2 | 0 | 2 | 2.0 |
| Total | 5 | 418 | 567 | 1811 | 2378 | 475.6 |
| Opponents | 5 | 311 | 742 | 1026 | 1768 | 353.6 |

DEFENSIVE STATISTICS

Team Defense

| | | | Tackles | | | | Sacks | Pass defense | | | Fumbles | | blkd | |
|----|-------------------------|----|---------|-----|-----|---------|--------|--------------|------|-----|---------|----|------|-----|
| ## | Player | gp | ua | a | tot | tfl/yds | no-yds | int-yds | brup | qbh | fr-yds | ff | kick | saf |
| 1 | Krishon Merriweather | 5 | 24 | 9 | 33 | 0.5-3 | 0.5-3 | . | . | 5 | . | 2 | . | . |
| 19 | Tyree Wilson | 5 | 21 | 12 | 33 | 8-41 | 5-33 | . | . | 3 | 1-0 | 1 | . | . |
| 6 | Kosi Eldridge | 5 | 15 | 8 | 23 | 2-19 | 1-15 | . | . | . | . | . | . | . |
| 25 | Dadrion Taylor-Demerson | 5 | 14 | 8 | 22 | 1-2 | . | . | 1 | . | 1-0 | 2 | . | . |
| 9 | Marquis Waters | 5 | 14 | 5 | 19 | 3-11 | . | . | . | 4 | . | . | . | . |
| 95 | Jaylon Hutchings | 5 | 11 | 7 | 18 | 1.5-3 | . | . | . | 2 | . | . | . | . |
| 2 | Reggie Pearson | 5 | 13 | 5 | 18 | . | . | 2-36 | 1 | . | 1-0 | . | . | . |
| 96 | Philip Blidi | 5 | 9 | 4 | 13 | 4.5-13 | 2-7 | . | . | 1 | . | . | . | . |
| 24 | Malik Dunlap | 5 | 11 | 1 | 12 | 0.5-2 | . | . | 6 | . | . | . | . | . |
| 0 | Rayshad Williams | 5 | 8 | 4 | 12 | 1-2 | . | . | 2 | . | . | . | . | . |
| 13 | Jacob Rodriguez | 5 | 4 | 6 | 10 | 1.5-3 | . | . | . | . | . | . | . | . |
| 97 | Tony Bradford Jr. | 5 | 5 | 4 | 9 | 3-20 | 2.5-18 | . | . | 1 | . | . | . | . |
| 32 | Tyrique Matthews | 5 | 4 | 3 | 7 | 2.5-7 | . | . | . | . | . | . | . | . |
| 5 | Myles Cole | 5 | 4 | 3 | 7 | 0.5-1 | . | . | . | . | . | . | . | . |
| 8 | Jesiah Pierre | 5 | 2 | 4 | 6 | . | . | . | . | . | . | . | . | . |
| 3 | Kobee Minor | 5 | 3 | 1 | 4 | . | . | . | 1 | . | . | . | . | . |
| 54 | Bryce Ramirez | 2 | 4 | . | 4 | . | . | . | . | . | . | . | . | . |
| 18 | Tyler Owens | 5 | 4 | . | 4 | . | . | . | . | . | . | . | 1 | . |
| 11 | Dimitri Moore | 4 | 2 | 2 | 4 | 1-1 | 1-1 | . | . | . | . | . | . | . |
| 59 | Isaac Smith | 3 | 1 | 1 | 2 | . | . | . | . | . | . | . | . | . |
| 42 | Vidal Scott Jr. | 5 | 2 | . | 2 | 1-3 | . | . | . | . | . | . | . | . |
| 43 | Joseph Adedire | 4 | 1 | 1 | 2 | 0.5-1 | . | . | . | . | . | . | . | . |
| 7 | Donovan Smith | 5 | 1 | . | 1 | . | . | . | . | . | . | . | . | . |
| 51 | Robert Wooten | 3 | 1 | . | 1 | . | . | . | . | . | . | . | . | . |
| 6 | J.J. Sparkman | 5 | 1 | . | 1 | . | . | . | . | . | . | . | . | . |
| 50 | Trent Low | 4 | 1 | . | 1 | . | . | . | . | . | . | . | . | . |
| 35 | Patrick Curley | 5 | 1 | . | 1 | . | . | . | . | . | . | . | . | . |
| 49 | Charles Esters III | 1 | 1 | . | 1 | . | . | . | . | . | . | . | . | . |
| 20 | Nehemiah Martinez | 5 | 1 | . | 1 | . | . | . | . | . | . | . | . | . |
| 16 | Keyon Blankenbaker | 5 | 1 | . | 1 | . | . | . | . | . | . | . | . | . |
| 52 | Harvey Dyson III | 1 | 1 | . | 1 | . | . | . | . | . | . | . | . | . |
| 38 | Jett Whitfield | 1 | 1 | . | 1 | . | . | . | . | . | . | . | . | . |
| 28 | Tahj Brooks | 5 | 1 | . | 1 | . | . | . | . | . | . | . | . | . |
| 99 | Sam Carrell | 1 | . | . | . | . | . | . | 1 | . | . | . | . | . |
| | Totals | 5 | 188 | 88 | 276 | 32-132 | 12-77 | 2-36 | 12 | 16 | 4-0 | 5 | 1 | 0 |
| | Opponents | 5 | 262 | 120 | 382 | 41-167 | 19-118 | 9-199 | 17 | 18 | 3-0 | 6 | 0 | 0 |

TEXAS TECH GAME-BY-GAME STATS

| Date | Opponent | Rushing | | | | Receiving | | | | Passing | | | | Kick Returns | | | | Punt Returns | | | | tot off |
|------------|---------------|---------|-----|----|----|-----------|------|----|----|-------------|------|----|----|--------------|-----|----|----|--------------|-----|----|----|---------|
| | | no. | yds | td | lg | no. | yds | td | lg | cmp-att-int | yds | td | lg | no. | yds | td | lg | no. | yds | td | lg | |
| 09/03/2022 | Murray St. | 29 | 133 | 3 | 24 | 27 | 472 | 6 | 39 | 27-36-1 | 472 | 6 | 39 | 2 | 71 | 0 | 36 | 5 | 55 | 0 | 19 | 605 |
| 09/10/2022 | Houston | 44 | 118 | 2 | 27 | 36 | 350 | 2 | 54 | 36-59-3 | 350 | 2 | 54 | 1 | 19 | 0 | 19 | 2 | 2 | 0 | 3 | 468 |
| 09/17/2022 | at NC State | 26 | 54 | 1 | 13 | 25 | 299 | 1 | 38 | 25-43-3 | 299 | 1 | 38 | 5 | 98 | 0 | 25 | 2 | 6 | 0 | 6 | 353 |
| 09/24/2022 | Texas | 44 | 148 | 2 | 19 | 37 | 331 | 2 | 35 | 37-55-0 | 331 | 2 | 35 | 3 | 66 | 0 | 25 | 1 | 20 | 0 | 20 | 479 |
| 10/01/2022 | at Kansas St. | 34 | 114 | 1 | 23 | 34 | 359 | 2 | 58 | 34-48-2 | 359 | 2 | 58 | 2 | 47 | 0 | 33 | 0 | 0 | 0 | 0 | 473 |
| Texas Tech | | 177 | 567 | 9 | 27 | 159 | 1811 | 13 | 58 | 159-241-9 | 1811 | 13 | 58 | 13 | 301 | 0 | 36 | 10 | 83 | 0 | 20 | 2378 |
| Opponents | | 176 | 742 | 7 | 69 | 77 | 1026 | 6 | 63 | 77-135-2 | 1026 | 6 | 63 | 6 | 130 | 0 | 30 | 4 | 51 | 0 | 35 | 1768 |

Texas Tech Averages

| Games | Avg/ rush | Avg/ catch | Pass effc | KR avg | PR avg | All purpose avg/game | Total offense avg/game |
|-------|-----------|------------|-----------|--------|--------|----------------------|------------------------|
| 5 | 3.2 | 11.4 | 139.4 | 23.2 | 8.3 | 559.6 | 475.6 |

| Date | Opponent | Tackles | | | | Sacks | Fumble | | Pass Defense | | | blkd | PAT attempts | | | off | | |
|------------|---------------|---------|-----|-------|----------|--------|--------|--------|--------------|-----|------|------|--------------|------|-----|-----|-----|-----|
| | | ua | a | total | tfl-yds | no-yds | ff | fr-yds | int-yds | qbh | brup | kick | kick | rush | rcv | saf | t/o | pts |
| 09/03/2022 | Murray St. | 39 | 22 | 61 | 13.0-45 | 4-21 | 0 | 0-0 | 0-0 | 1 | 3 | 1 | 9-9 | 0 | 0 | 0 | 0 | 63 |
| 09/10/2022 | Houston | 42 | 14 | 56 | 4.0-21 | 2-16 | 1 | 1-0 | 1-11 | 5 | 4 | 0 | 3-3 | 0 | 0 | 0 | 0 | 33 |
| 09/17/2022 | at NC State | 32 | 34 | 66 | 7.0-23 | 2-11 | 1 | 1-0 | 0-0 | 4 | 4 | 0 | 2-2 | 0 | 0 | 0 | 0 | 14 |
| 09/24/2022 | Texas | 38 | 12 | 50 | 3.0-12 | 1-6 | 1 | 1-0 | 1-25 | 1 | 1 | 0 | 4-4 | 0 | 0 | 0 | 3 | 37 |
| 10/01/2022 | at Kansas St. | 37 | 6 | 43 | 5.0-31 | 3-23 | 2 | 1-0 | 0-0 | 5 | 0 | 0 | 2-2 | 0 | 1 | 0 | 0 | 28 |
| Texas Tech | | 188 | 88 | 276 | 32.0-132 | 12-77 | 5 | 4-0 | 2-36 | 16 | 12 | 1 | 20-20 | 0 | 1 | 0 | 3 | 175 |
| Opponents | | 262 | 120 | 382 | 41.0-167 | 19-118 | 6 | 3-0 | 9-199 | 18 | 17 | 0 | 15-15 | 0 | 0 | 0 | 20 | 138 |

| Date | Opponent | Punting | | | | | | | | | | Field Goals | | | Kickoffs | | | |
|------------|---------------|---------|------|------|------|------|----|----|-----|-----|--------|-------------|------|-----|----------|------|----|----|
| | | no. | yds | avg | long | blkd | tb | fc | 50+ | i20 | md-att | long | blkd | no. | yds | avg | tb | ob |
| 09/03/2022 | Murray St. | 4 | 183 | 45.8 | 56 | 0 | 0 | 0 | 2 | 3 | 0-0 | 0 | 0 | 10 | 650 | 65.0 | 8 | 0 |
| 09/10/2022 | Houston | 4 | 178 | 44.5 | 53 | 0 | 0 | 2 | 1 | 2 | 2-4 | 47 | 0 | 5 | 293 | 58.6 | 2 | 0 |
| 09/17/2022 | at NC State | 6 | 247 | 41.2 | 50 | 0 | 0 | 3 | 1 | 1 | 0-0 | 0 | 0 | 3 | 195 | 65.0 | 3 | 0 |
| 09/24/2022 | Texas | 2 | 85 | 42.5 | 59 | 0 | 0 | 0 | 1 | 1 | 3-3 | 45 | 0 | 7 | 430 | 61.4 | 5 | 1 |
| 10/01/2022 | at Kansas St. | 3 | 136 | 45.3 | 60 | 0 | 1 | 1 | 1 | 1 | 2-3 | 51 | 0 | 4 | 255 | 63.8 | 2 | 1 |
| Texas Tech | | 19 | 829 | 43.6 | 60 | 0 | 1 | 6 | 6 | 8 | 7-10 | 51 | 0 | 29 | 1823 | 62.9 | 20 | 2 |
| Opponents | | 32 | 1317 | 41.2 | 67 | 1 | 0 | 8 | 6 | 10 | 11-12 | 48 | 0 | 28 | 1807 | 64.5 | 11 | 3 |

OPPONENTS GAME-BY-GAME STATS

| Date | Opponent | Rushing | | | | Receiving | | | | Passing | | | | Kick Returns | | | | Punt Returns | | | | tot off |
|-------------------|---------------|------------|------------|----------|-----------|------------|-------------|-----------|-----------|------------------|-------------|-----------|-----------|--------------|------------|----------|-----------|--------------|-----------|----------|-----------|-------------|
| | | no. | yds | td | lg | no. | yds | td | lg | cmp-att-int | yds | td | lg | no. | yds | td | lg | no. | yds | td | lg | |
| 09/03/2022 | Murray St. | 41 | 50 | 0 | 11 | 9 | 208 | 1 | 54 | 9-23-0 | 208 | 1 | 54 | 2 | 40 | 0 | 30 | 1 | 0 | 0 | 0 | 258 |
| 09/10/2022 | Houston | 29 | 87 | 1 | 18 | 20 | 266 | 1 | 63 | 20-39-1 | 266 | 1 | 63 | 2 | 40 | 0 | 27 | 1 | 35 | 0 | 35 | 353 |
| 09/17/2022 | at NC State | 37 | 111 | 1 | 16 | 16 | 159 | 1 | 38 | 16-24-0 | 159 | 1 | 38 | 0 | 0 | 0 | 0 | 0 | 0 | 0 | 0 | 270 |
| 09/24/2022 | Texas | 30 | 151 | 2 | 40 | 20 | 277 | 2 | 39 | 20-30-1 | 277 | 2 | 39 | 1 | 30 | 0 | 30 | 1 | 7 | 0 | 7 | 428 |
| 10/01/2022 | at Kansas St. | 39 | 343 | 3 | 69 | 12 | 116 | 1 | 20 | 12-19-0 | 116 | 1 | 20 | 1 | 20 | 0 | 20 | 1 | 9 | 0 | 9 | 459 |
| Opponents | | 176 | 742 | 7 | 69 | 77 | 1026 | 6 | 63 | 77-135-2 | 1026 | 6 | 63 | 6 | 130 | 0 | 30 | 4 | 51 | 0 | 35 | 1768 |
| Texas Tech | | 177 | 567 | 9 | 27 | 159 | 1811 | 13 | 58 | 159-241-9 | 1811 | 13 | 58 | 13 | 301 | 0 | 36 | 10 | 83 | 0 | 20 | 2378 |

Opponents Averages

| Games | Avg/ rush | Avg/ catch | Pass effc | KR avg | PR avg | All purpose avg/game | Total offense avg/game |
|-------|-----------|------------|-----------|--------|--------|----------------------|------------------------|
| 5 | 4.2 | 13.3 | 132.6 | 21.7 | 12.8 | 429.6 | 353.6 |

| Date | Opponent | Tackles | | | | Sacks no-yds | Fumble ff fr-yds | | Pass Defense int-yds qbh brup | | | blkd kick | PAT attempts kick rush rcv | | | off saf t/o pts | | |
|-------------------|---------------|------------|------------|------------|-----------------|-----------------|---------------------|------------|----------------------------------|-----------|-----------|--------------|-------------------------------|----------|----------|--------------------|-----------|------------|
| | | ua | a | total | tfl-yds | | | | | | | | | | | | | |
| 09/03/2022 | Murray St. | 47 | 10 | 57 | 2.0-17 | 1-13 | 1 | 0-0 | 1-0 | 1 | 2 | 0 | 1-1 | 0 | 0 | 0 | 0 | 10 |
| 09/10/2022 | Houston | 60 | 28 | 88 | 14.0-67 | 6-49 | 1 | 0-0 | 3-115 | 3 | 5 | 0 | 3-3 | 0 | 0 | 0 | 10 | 30 |
| 09/17/2022 | at NC State | 33 | 40 | 73 | 7.0-34 | 4-26 | 0 | 1-0 | 3-84 | 10 | 2 | 0 | 3-3 | 0 | 0 | 0 | 10 | 27 |
| 09/24/2022 | Texas | 66 | 30 | 96 | 8.0-16 | 2-3 | 2 | 0-0 | 0-0 | 0 | 5 | 0 | 4-4 | 0 | 0 | 0 | 0 | 34 |
| 10/01/2022 | at Kansas St. | 56 | 12 | 68 | 10.0-33 | 6-27 | 2 | 2-0 | 2-0 | 4 | 3 | 0 | 4-4 | 0 | 0 | 0 | 0 | 37 |
| Opponents | | 262 | 120 | 382 | 41.0-167 | 19-118 | 6 | 3-0 | 9-199 | 18 | 17 | 0 | 15-15 | 0 | 0 | 0 | 20 | 138 |
| Texas Tech | | 188 | 88 | 276 | 32.0-132 | 12-77 | 5 | 4-0 | 2-36 | 16 | 12 | 1 | 20-20 | 0 | 1 | 0 | 3 | 175 |

| Date | Opponent | Punting | | | | | | | | | | Field Goals | | | Kickoffs | | | |
|-------------------|---------------|-----------|-------------|-------------|-----------|----------|----------|----------|----------|-----------|--------------|-------------|----------|-----------|-------------|-------------|-----------|----------|
| | | no. | yds | avg | long | blkd | tb | fc | 50+ | i20 | md-att | long | blkd | no. | yds | avg | tb | ob |
| 09/03/2022 | Murray St. | 12 | 474 | 39.5 | 57 | 1 | 0 | 1 | 3 | 2 | 1-1 | 31 | 0 | 3 | 203 | 67.7 | 1 | 0 |
| 09/10/2022 | Houston | 5 | 257 | 51.4 | 67 | 0 | 0 | 0 | 2 | 3 | 3-4 | 35 | 0 | 5 | 338 | 67.6 | 3 | 1 |
| 09/17/2022 | at NC State | 7 | 272 | 38.9 | 59 | 0 | 0 | 2 | 1 | 2 | 2-2 | 47 | 0 | 6 | 385 | 64.2 | 1 | 0 |
| 09/24/2022 | Texas | 3 | 130 | 43.3 | 48 | 0 | 0 | 1 | 0 | 1 | 2-2 | 48 | 0 | 6 | 373 | 62.2 | 1 | 1 |
| 10/01/2022 | at Kansas St. | 5 | 184 | 36.8 | 47 | 0 | 0 | 4 | 0 | 2 | 3-3 | 32 | 0 | 8 | 508 | 63.5 | 5 | 1 |
| Opponents | | 32 | 1317 | 41.2 | 67 | 1 | 0 | 8 | 6 | 10 | 11-12 | 48 | 0 | 28 | 1807 | 64.5 | 11 | 3 |
| Texas Tech | | 19 | 829 | 43.6 | 60 | 0 | 1 | 6 | 6 | 8 | 7-10 | 51 | 0 | 29 | 1823 | 62.9 | 20 | 2 |

GAME-BY-GAME INDIVIDUAL STATS | OFFENSE

| #2 Behren Morton | Comp | Att | Int | Pct | Yards | TD | Long | Sacked | Effic. |
|------------------|-----------|-----------|----------|-------------|------------|----------|-----------|-------------|--------------|
| Murray St. | 7 | 10 | 1 | 70.0 | 97 | 1 | 24 | 1-13 | 164.5 |
| NC State | 4 | 7 | 1 | 57.1 | 85 | 0 | 38 | 0-0 | 130.6 |
| Totals | 11 | 17 | 2 | 64.7 | 182 | 1 | 38 | 1-13 | 150.5 |

| #7 Donovan Smith | Comp | Att | Int | Pct | Yards | TD | Long | Sacked | Effic. |
|------------------|------------|------------|----------|-------------|-------------|-----------|-----------|---------------|--------------|
| Murray St. | 14 | 16 | 0 | 87.5 | 221 | 4 | 39 | 0-0 | 286.0 |
| Houston | 36 | 58 | 3 | 62.1 | 350 | 2 | 54 | 6-49 | 113.8 |
| NC State | 21 | 36 | 2 | 58.3 | 214 | 1 | 24 | 4-26 | 106.3 |
| Texas | 37 | 55 | 0 | 67.3 | 331 | 2 | 35 | 2-3 | 129.8 |
| Kansas St. | 34 | 48 | 2 | 70.8 | 359 | 2 | 58 | 6-27 | 139.1 |
| Totals | 142 | 213 | 7 | 66.7 | 1475 | 11 | 58 | 18-105 | 135.3 |

| #12 Tyler Shough | Comp | Att | Int | Pct | Yards | TD | Long | Sacked | Effic. |
|------------------|----------|-----------|----------|-------------|------------|----------|-----------|------------|--------------|
| Murray St. | 6 | 10 | 0 | 60.0 | 154 | 1 | 39 | 0-0 | 222.4 |
| Totals | 6 | 10 | 0 | 60.0 | 154 | 1 | 39 | 0-0 | 222.4 |

Rushing

| Player | No-Yds/TD | MUR | UH | NCSU | UT | KState |
|---------------------|-----------|---------|---------|---------|---------|---------|
| Donovan Smith | 67-93/4 | 2-9/0 | 21-31/1 | 11--9/1 | 15-42/1 | 18-20/1 |
| Tahj Brooks | 49-207/4 | 6-50/3 | 17-78/1 | 4-4/0 | 12-36/0 | 10-39/0 |
| SaRodorick Thompson | 44-223/1 | 7-48/0 | 5-11/0 | 9-39/0 | 17-70/1 | 6-55/0 |
| Bryson Donnell | 8-23/0 | 8-23/0 | DNP | DNP | DNP | DNP |
| Behren Morton | 5-5/0 | 3--15/0 | - | 2-20/0 | - | DNP |
| Tyler Shough | 1-17/0 | 1-17/0 | DNP | DNP | DNP | DNP |
| Blake Bedwell | 1-2/0 | 1-2/0 | DNP | DNP | DNP | DNP |

Receiving

| Player | No-Yds/TD | MUR | UH | NCSU | UT | KState |
|---------------------|-----------|---------|--------|--------|---------|---------|
| Myles Price | 31-309/2 | 3-39/0 | 5-78/1 | 4-50/1 | 13-98/0 | 6-44/0 |
| Tahj Brooks | 18-105/1 | 1-1/0 | 5-34/0 | 5-44/0 | 3-21/1 | 4-5/0 |
| Jerand Bradley | 16-198/2 | 6-108/2 | 6-50/0 | 2-14/0 | 2-26/0 | - |
| Xavier White | 15-208/1 | 1-15/0 | 2-24/0 | 1-38/0 | 2-11/0 | 9-120/1 |
| Nehemiah Martinez | 15-185/2 | 2-43/0 | 5-76/1 | 4-46/0 | 3-14/0 | 1-6/1 |
| Loic Fouonji | 12-192/2 | 4-110/2 | 3-30/0 | 2-28/0 | - | 3-24/0 |
| J.J. Sparkman | 11-104/0 | 1-14/0 | 2-15/0 | 1-17/0 | 4-35/0 | 3-23/0 |
| Trey Cleveland | 10-191/0 | 2-24/0 | 3-21/0 | 1-13/0 | 1-35/0 | 3-98/0 |
| SaRodorick Thompson | 10-58/1 | 1-30/1 | 4-16/0 | 1-12/0 | 2--7/0 | 2-7/0 |
| Baylor Cupp | 6-91/1 | 1-20/0 | 1-6/0 | DNP | 4-65/1 | - |
| Mason Tharp | 5-60/1 | 1-21/1 | - | 3-26/0 | 1-13/0 | - |
| Brady Boyd | 4-49/0 | - | - | 1-11/0 | 2-20/0 | 1-18/0 |
| Jordan Brown | 2-14/0 | DNP | DNP | DNP | DNP | 2-14/0 |
| Henry Teeter | 1-23/0 | 1-23/0 | - | - | DNP | - |
| Drew Hocutt | 1-11/0 | 1-11/0 | DNP | - | - | - |
| Haydon Wiginton | 1-7/0 | 1-7/0 | DNP | DNP | DNP | DNP |
| Tyler King | 1-6/0 | 1-6/0 | DNP | DNP | DNP | DNP |

GAME-BY-GAME TACKLES

Total Tackles

| Player | S-A | Total | MUR | UH | NCSU | UT | KState |
|-------------------------|-------|-------|-----|-----|------|-----|--------|
| Krishon Merriweather | 24-9 | 33 | 5-2 | 4-3 | 2-2 | 7-1 | 6-1 |
| Tyree Wilson | 21-12 | 33 | 3-3 | 3-1 | 6-5 | 5-1 | 4-2 |
| Kosi Eldridge | 15-8 | 23 | 2-0 | 4-3 | 3-2 | 3-2 | 3-1 |
| Dadrion Taylor-Demerson | 14-8 | 22 | 1-1 | 5-2 | 1-4 | 4-0 | 3-1 |
| Marquis Waters | 14-5 | 19 | 2-0 | 6-0 | 2-4 | 2-1 | 2-0 |
| Reggie Pearson | 13-5 | 18 | 2-1 | 2-0 | 0-3 | 4-1 | 5-0 |
| Jaylon Hutchings | 11-7 | 18 | 2-1 | 4-2 | 1-3 | 3-1 | 1-0 |
| Philip Blidi | 9-4 | 13 | 3-1 | 2-1 | 2-2 | - | 2-0 |
| Malik Dunlap | 11-1 | 12 | 3-0 | 2-0 | 2-0 | 2-1 | 2-0 |
| Rayshad Williams | 8-4 | 12 | 3-0 | 2-1 | 0-1 | 3-1 | 0-1 |
| Jacob Rodriguez | 4-6 | 10 | 0-4 | - | 2-2 | 1-0 | 1-0 |
| Tony Bradford Jr. | 5-4 | 9 | 2-1 | 1-0 | 0-1 | 1-2 | 1-0 |
| Tyrique Matthews | 4-3 | 7 | 1-1 | - | 3-2 | - | - |
| Myles Cole | 4-3 | 7 | 1-2 | - | 1-0 | 0-1 | 2-0 |
| Jesiah Pierre | 2-4 | 6 | 1-2 | - | 0-2 | - | 1-0 |
| Tyler Owens | 4-0 | 4 | 1-0 | - | 1-0 | 1-0 | 1-0 |
| Bryce Ramirez | 4-0 | 4 | DNP | 3-0 | 1-0 | DNP | DNP |
| Kobee Minor | 3-1 | 4 | 1-0 | 0-1 | 2-0 | - | - |
| Dimitri Moore | 2-2 | 4 | 1-2 | 1-0 | - | DNP | - |
| Vidal Scott Jr. | 2-0 | 2 | - | - | 2-0 | - | - |
| Joseph Adedire | 1-1 | 2 | DNP | - | 0-1 | - | 1-0 |
| Isaac Smith | 1-1 | 2 | 1-1 | DNP | DNP | - | - |
| Tahj Brooks | 1-0 | 1 | - | 1-0 | - | - | - |
| Patrick Curley | 1-0 | 1 | - | - | - | 1-0 | - |
| J.J. Sparkman | 1-0 | 1 | - | - | - | - | 1-0 |
| Charles Esters III | 1-0 | 1 | 1-0 | DNP | DNP | DNP | DNP |
| Trent Low | 1-0 | 1 | 1-0 | - | - | - | DNP |
| Robert Wooten | 1-0 | 1 | DNP | - | DNP | - | 1-0 |
| Harvey Dyson III | 1-0 | 1 | 1-0 | DNP | DNP | DNP | DNP |
| Donovan Smith | 1-0 | 1 | - | 1-0 | - | - | - |
| Nehemiah Martinez | 1-0 | 1 | - | 1-0 | - | - | - |
| Keyon Blankenbaker | 1-0 | 1 | - | - | - | 1-0 | - |
| Jett Whitfield | 1-0 | 1 | 1-0 | DNP | DNP | DNP | DNP |

GAME-BY-GAME INDIVIDUAL STATS | DEFENSE

TACKLES FOR LOSS

| Player | UA-A | Total | MUR | UH | NCSU | UT | KState |
|-------------------------|------|-------|--------|--------|--------|-------|--------|
| Tyree Wilson | 6-4 | 8.0 | 2.0-9 | - | 3.5-13 | 0.5-3 | 2.0-16 |
| Philip Blidi | 4-1 | 4.5 | 3.0-9 | 1.5-4 | - | - | - |
| Marquis Waters | 2-2 | 3.0 | - | - | 0.5-1 | 1.5-4 | 1.0-6 |
| Tony Bradford Jr. | 2-2 | 3.0 | 1.5-10 | - | - | 0.5-3 | 1.0-7 |
| Tyrique Matthews | 2-1 | 2.5 | 1.5-3 | - | 1.0-4 | - | - |
| Kosi Eldridge | 2-0 | 2.0 | 1.0-4 | 1.0-15 | - | - | - |
| Jaylon Hutchings | 1-1 | 1.5 | 1.0-2 | 0.5-1 | - | - | - |
| Jacob Rodriguez | 0-3 | 1.5 | 1.0-2 | - | 0.5-1 | - | - |
| Rayshad Williams | 1-0 | 1.0 | 1.0-2 | - | - | - | - |
| Dimitri Moore | 1-0 | 1.0 | - | 1.0-1 | - | DNP | - |
| Dadrion Taylor-Demerson | 1-0 | 1.0 | - | - | - | - | 1.0-2 |
| Vidal Scott Jr. | 1-0 | 1.0 | - | - | 1.0-3 | - | - |
| Krishon Merriweather | 0-1 | 0.5 | 0.5-3 | - | - | - | - |
| Myles Cole | 0-1 | 0.5 | 0.5-1 | - | - | - | - |
| Malik Dunlap | 0-1 | 0.5 | - | - | - | 0.5-2 | - |
| Joseph Adedire | 0-1 | 0.5 | DNP | - | 0.5-1 | - | - |

SACKS

| Player | UA-A | Total | MUR | UH | NCSU | UT | KState |
|----------------------|------|-------|-------|------|------|-------|--------|
| Tyree Wilson | 4-2 | 5 | 0.5-3 | - | 2-11 | 0.5-3 | 2-16 |
| Tony Bradford Jr. | 2-1 | 2.5 | 1-8 | - | - | 0.5-3 | 1-7 |
| Philip Blidi | 2-0 | 2 | 2-7 | - | - | - | - |
| Kosi Eldridge | 1-0 | 1 | - | 1-15 | - | - | - |
| Dimitri Moore | 1-0 | 1 | - | 1-1 | - | DNP | - |
| Krishon Merriweather | 0-1 | 0.5 | 0.5-3 | - | - | - | - |

Fumbles Forced

| Player | Number | MUR | UH | NCSU | UT | KState |
|-------------------------|--------|-----|----|------|----|--------|
| Krishon Merriweather | 2 | - | 1 | - | 1 | - |
| Dadrion Taylor-Demerson | 2 | - | - | 1 | - | 1 |
| Tyree Wilson | 1 | - | - | - | - | 1 |

Fumbles Recovered

| Player | Number | MUR | UH | NCSU | UT | KState |
|-------------------------|--------|-----|----|------|----|--------|
| Reggie Pearson | 1 | - | - | - | 1 | - |
| Tyree Wilson | 1 | - | - | - | - | 1 |
| Dadrion Taylor-Demerson | 1 | - | 1 | - | - | - |

TEXAS TECH GAME HIGHS

Texas Tech - Game Highs

| | | |
|-------------------------|------|----------------------------|
| RUSHES | 44 | Texas (09/24/2022) |
| | 44 | Houston (09/10/2022) |
| YARDS RUSHING | 148 | Texas (09/24/2022) |
| YARDS PER RUSH | 4.6 | Murray St. (09/03/2022) |
| TD RUSHES | 3 | Murray St. (09/03/2022) |
| PASS ATTEMPTS | 59 | Houston (09/10/2022) |
| PASS COMPLETIONS | 37 | Texas (09/24/2022) |
| YARDS PASSING | 472 | Murray St. (09/03/2022) |
| YARDS PER PASS | 13.1 | Murray St. (09/03/2022) |
| TD PASSES | 6 | Murray St. (09/03/2022) |
| TOTAL PLAYS | 103 | Houston (09/10/2022) |
| TOTAL OFFENSE | 605 | Murray St. (09/03/2022) |
| YARDS PER PLAY | 9.3 | Murray St. (09/03/2022) |
| POINTS | 63 | Murray St. (09/03/2022) |
| SACKS BY | 4 | Murray St. (09/03/2022) |
| FIRST DOWNS | 35 | Houston (09/10/2022) |
| PENALTIES | 9 | Murray St. (09/03/2022) |
| PENALTY YARDS | 69 | at NC State (09/17/2022) |
| TURNOVERS | 4 | at Kansas St. (10/01/2022) |
| | 4 | at NC State (09/17/2022) |
| PUNTS | 6 | at NC State (09/17/2022) |
| PUNTING AVG | 45.8 | Murray St. (09/03/2022) |
| LONG PUNT | 60 | at Kansas St. (10/01/2022) |
| PUNTS INSIDE 20 | 3 | Murray St. (09/03/2022) |
| LONG PUNT RETURN | 20 | Texas (09/24/2022) |

Texas Tech - Individual Game Highs

| | | |
|----------------------------|------|--|
| RUSHES | 21 | Donovan Smith vs Houston (09/10/2022) |
| YARDS RUSHING | 78 | Tahj Brooks vs Houston (09/10/2022) |
| TD RUSHES | 3 | Tahj Brooks vs Murray St. (09/03/2022) |
| LONG RUSH | 27 | Donovan Smith vs Houston (09/10/2022) |
| PASS ATTEMPTS | 58 | Donovan Smith vs Houston (09/10/2022) |
| PASS COMPLETIONS | 37 | Donovan Smith vs Texas (09/24/2022) |
| YARDS PASSING | 359 | Donovan Smith at Kansas St. (10/01/2022) |
| TD PASSES | 4 | Donovan Smith vs Murray St. (09/03/2022) |
| LONG PASS | 58 | Donovan Smith at Kansas St. (10/01/2022) |
| RECEPTIONS | 13 | Myles Price vs Texas (09/24/2022) |
| YARDS RECEIVING | 120 | Xavier White at Kansas St. (10/01/2022) |
| TD RECEPTIONS | 2 | Loic Fouonji vs Murray St. (09/03/2022) |
| | 2 | Jerand Bradley vs Murray St. (09/03/2022) |
| LONG RECEPTION | 58 | Trey Cleveland at Kansas St. (10/01/2022) |
| PUNTS | 6 | Austin McNamara at NC State (09/17/2022) |
| PUNTING AVG | 45.8 | Austin McNamara vs Murray St. (09/03/2022) |
| LONG PUNT | 60 | Austin McNamara at Kansas St. (10/01/2022) |
| PUNTS INSIDE 20 | 3 | Austin McNamara vs Murray St. (09/03/2022) |
| LONG PUNT RETURN | 20 | Myles Price vs Texas (09/24/2022) |
| LONG KICKOFF RETURN | 36 | Xavier White vs Murray St. (09/03/2022) |
| TACKLES | 11 | Tyree Wilson at NC State (09/17/2022) |
| SACKS | 2 | Tyree Wilson at Kansas St. (10/01/2022) |
| | 2 | Tyree Wilson at NC State (09/17/2022) |
| | 2 | Philip Bliidi vs Murray St. (09/03/2022) |
| TACKLES FOR LOSS | 3.5 | Tyree Wilson at NC State (09/17/2022) |

OPPONENT GAME HIGHS

Opponent - Game Highs

| | | |
|------------------|------|----------------------------|
| RUSHES | 41 | Murray St. (09/03/2022) |
| YARDS RUSHING | 343 | at Kansas St. (10/01/2022) |
| YARDS PER RUSH | 8.8 | at Kansas St. (10/01/2022) |
| TD RUSHES | 3 | at Kansas St. (10/01/2022) |
| PASS ATTEMPTS | 39 | Houston (09/10/2022) |
| PASS COMPLETIONS | 20 | Texas (09/24/2022) |
| | 20 | Houston (09/10/2022) |
| YARDS PASSING | 277 | Texas (09/24/2022) |
| YARDS PER PASS | 9.2 | Texas (09/24/2022) |
| TD PASSES | 2 | Texas (09/24/2022) |
| TOTAL PLAYS | 68 | Houston (09/10/2022) |
| TOTAL OFFENSE | 459 | at Kansas St. (10/01/2022) |
| YARDS PER PLAY | 7.9 | at Kansas St. (10/01/2022) |
| POINTS | 37 | at Kansas St. (10/01/2022) |
| SACKS BY | 6 | at Kansas St. (10/01/2022) |
| | 6 | Houston (09/10/2022) |
| FIRST DOWNS | 20 | Texas (09/24/2022) |
| PENALTIES | 12 | Houston (09/10/2022) |
| PENALTY YARDS | 126 | Houston (09/10/2022) |
| TURNOVERS | 2 | Texas (09/24/2022) |
| | 2 | Houston (09/10/2022) |
| PUNTS | 12 | Murray St. (09/03/2022) |
| PUNTING AVG | 51.4 | Houston (09/10/2022) |
| LONG PUNT | 67 | Houston (09/10/2022) |

Opponent - Individual Game Highs

| | | |
|---------------------|------|---|
| RUSHES | 23 | Deuce Vaughn at Kansas St. (10/01/2022) |
| YARDS RUSHING | 171 | Adrian Martinez at Kansas St. (10/01/2022) |
| TD RUSHES | 3 | Adrian Martinez at Kansas St. (10/01/2022) |
| LONG RUSH | 69 | Adrian Martinez at Kansas St. (10/01/2022) |
| | 69 | Deuce Vaughn at Kansas St. (10/01/2022) |
| PASS ATTEMPTS | 39 | Clayton Tune vs Houston (09/10/2022) |
| PASS COMPLETIONS | 20 | Hudson Card vs Texas (09/24/2022) |
| | 20 | Clayton Tune vs Houston (09/10/2022) |
| YARDS PASSING | 277 | Hudson Card vs Texas (09/24/2022) |
| TD PASSES | 2 | Hudson Card vs Texas (09/24/2022) |
| LONG PASS | 63 | Clayton Tune vs Houston (09/10/2022) |
| RECEPTIONS | 7 | Nathaniel Dell vs Houston (09/10/2022) |
| YARDS RECEIVING | 120 | Nathaniel Dell vs Houston (09/10/2022) |
| TD RECEPTIONS | 1 | Phillip Brooks at Kansas St. (10/01/2022) |
| | 1 | Keilan Robinson vs Texas (09/24/2022) |
| | 1 | Xavier Worthy vs Texas (09/24/2022) |
| | 1 | Demie Sumo-Karngbaye at NC State (09/17/2022) |
| | 1 | Matthew Golden vs Houston (09/10/2022) |
| | 1 | Jacob Bell vs Murray St. (09/03/2022) |
| LONG RECEPTION | 63 | Nathaniel Dell vs Houston (09/10/2022) |
| FIELD GOALS | 3 | Chris Tennant at Kansas St. (10/01/2022) |
| | 3 | Bubba Baxa vs Houston (09/10/2022) |
| LONG FIELD GOALS | 48 | Bert Auburn vs Texas (09/24/2022) |
| PUNTS | 11 | Lewis Halton vs Murray St. (09/03/2022) |
| PUNTING AVG | 51.4 | Laine Wilkins vs Houston (09/10/2022) |
| LONG PUNT | 67 | Laine Wilkins vs Houston (09/10/2022) |
| PUNTS INSIDE 20 | 3 | Laine Wilkins vs Houston (09/10/2022) |
| LONG PUNT RETURN | 35 | Nathaniel Dell vs Houston (09/10/2022) |
| LONG KICKOFF RETURN | 30 | Keilan Robinson vs Texas (09/24/2022) |
| | 30 | LaMarte Brooks vs Murray St. (09/03/2022) |
| TACKLES | 13 | Jaylan Ford vs Texas (09/24/2022) |
| SACKS | 4.5 | Derek Parish vs Houston (09/10/2022) |
| TACKLES FOR LOSS | 6.5 | Derek Parish vs Houston (09/10/2022) |
| INTERCEPTIONS | 2 | Aydan White at NC State (09/17/2022) |

GAME PARTICIPATION

| ## | Player | GP-GS | MUR | UH | NCSU | UT | KState |
|----|-------------------------|-------|-------|-------|-------|-------|--------|
| 0 | Rayshad Williams | 5/5 | START | START | START | START | START |
| 0 | Cam'Ron Valdez | 0/0 | ... | ... | ... | ... | ... |
| 1 | Krishon Merriweather | 5/5 | START | START | START | START | START |
| 1 | Myles Price | 5/5 | START | START | START | START | START |
| 2 | Reggie Pearson | 5/5 | START | START | START | START | START |
| 2 | Behren Morton | 4/0 | XXX | XXX | XXX | XXX | ... |
| 3 | Kobee Minor | 5/0 | XXX | XXX | XXX | XXX | XXX |
| 4 | SaRodorick Thompson | 5/3 | START | START | XXX | XXX | START |
| 5 | Chadarius Townsend | 2/0 | XXX | ... | XXX | ... | ... |
| 5 | Myles Cole | 5/1 | XXX | XXX | XXX | START | XXX |
| 6 | Kosi Eldridge | 5/5 | START | START | START | START | START |
| 6 | J.J. Sparkman | 5/2 | XXX | XXX | XXX | START | START |
| 7 | Adrian Frye | 2/1 | START | XXX | ... | ... | ... |
| 7 | Donovan Smith | 5/4 | XXX | START | START | START | START |
| 8 | Jesiah Pierre | 5/4 | START | START | START | START | XXX |
| 9 | Marquis Waters | 5/4 | START | START | XXX | START | START |
| 9 | Jerand Bradley | 5/4 | START | START | START | START | XXX |
| 10 | Trey Cleveland | 5/2 | XXX | XXX | START | XXX | START |
| 10 | Cameron White | 0/0 | ... | ... | ... | ... | ... |
| 11 | Dimitri Moore | 4/0 | XXX | XXX | XXX | ... | XXX |
| 12 | Tyler Shough | 1/1 | START | ... | ... | ... | ... |
| 12 | Jalon Peoples | 1/0 | XXX | ... | ... | ... | ... |
| 13 | Brady Boyd | 5/0 | XXX | XXX | XXX | XXX | XXX |
| 13 | Jacob Rodriguez | 5/0 | XXX | XXX | XXX | XXX | XXX |
| 14 | Xavier White | 5/1 | XXX | XXX | XXX | START | XXX |
| 14 | Hut Graham | 0/0 | ... | ... | ... | ... | ... |
| 15 | Cole Boyd | 3/0 | XXX | ... | XXX | XXX | ... |
| 15 | Cameron Cantrell | 0/0 | ... | ... | ... | ... | ... |
| 16 | Keyon Blankenbaker | 5/0 | XXX | XXX | XXX | XXX | XXX |
| 16 | Jaden Morris | 0/0 | ... | ... | ... | ... | ... |
| 17 | Nate Floyd | 1/0 | XXX | ... | ... | ... | ... |
| 17 | Tavares Elston Jr. | 0/0 | ... | ... | ... | ... | ... |
| 18 | Tyler Owens | 5/0 | XXX | XXX | XXX | XXX | XXX |
| 19 | Tyree Wilson | 5/5 | START | START | START | START | START |
| 19 | Loic Fouonji | 5/2 | START | START | XXX | XXX | XXX |
| 20 | Gage Elder | 0/0 | ... | ... | ... | ... | ... |
| 20 | Nehemiah Martinez | 5/1 | XXX | XXX | XXX | START | XXX |
| 21 | Cameron Watts | 0/0 | ... | ... | ... | ... | ... |
| 21 | Tyler King | 1/0 | XXX | ... | ... | ... | ... |
| 22 | Maurion Horn | 0/0 | ... | ... | ... | ... | ... |
| 22 | Bryson Donnell | 1/0 | XXX | ... | ... | ... | ... |
| 23 | Landon Hullaby | 0/0 | ... | ... | ... | ... | ... |
| 24 | Malik Dunlap | 5/4 | XXX | START | START | START | START |
| 25 | Blake Bedwell | 1/0 | XXX | ... | ... | ... | ... |
| 25 | Dadrion Taylor-Demerson | 5/4 | START | START | START | XXX | START |
| 26 | Jason Lloyd | 1/0 | XXX | ... | ... | ... | ... |
| 26 | Sammy Morris IV | 1/0 | XXX | ... | ... | ... | ... |
| 27 | Jon-Jon Davis | 0/0 | ... | ... | ... | ... | ... |
| 28 | Tahj Brooks | 5/1 | XXX | XXX | START | XXX | XXX |
| 29 | Chief Collins | 1/0 | XXX | ... | ... | ... | ... |
| 30 | Jackson Knotts | 5/0 | XXX | XXX | XXX | XXX | XXX |
| 31 | Austin McNamara | 5/0 | XXX | XXX | XXX | XXX | XXX |
| 31 | Joseph Plunk | 5/0 | XXX | XXX | XXX | XXX | XXX |
| 32 | Tyrique Matthews | 5/0 | XXX | XXX | XXX | XXX | XXX |
| 33 | Matthew Young | 0/0 | ... | ... | ... | ... | ... |
| 34 | Bryce Robinson | 0/0 | ... | ... | ... | ... | ... |
| 35 | Patrick Curley | 5/0 | XXX | XXX | XXX | XXX | XXX |
| 36 | Trey Wolff | 5/0 | XXX | XXX | XXX | XXX | XXX |
| 36 | James Grando | 0/0 | ... | ... | ... | ... | ... |
| 37 | Brook Honore | 0/0 | ... | ... | ... | ... | ... |

| ## | Player | GP-GS | MUR | UH | NCSU | UT | KState |
|----|--------------------|-------|-------|-------|-------|-------|--------|
| 38 | Jett Whitfield | 1/0 | XXX | ... | ... | ... | ... |
| 39 | Charles Robinson | 1/0 | XXX | ... | ... | ... | ... |
| 40 | Wesley Smith | 0/0 | ... | ... | ... | ... | ... |
| 41 | Ty Kana | 2/0 | XXX | XXX | ... | ... | ... |
| 42 | Vidal Scott Jr. | 5/0 | XXX | XXX | XXX | XXX | XXX |
| 43 | Henry Teeter | 4/2 | START | START | XXX | ... | XXX |
| 43 | Joseph Adedire | 4/0 | ... | XXX | XXX | XXX | XXX |
| 45 | Drew DeArman | 0/0 | ... | ... | ... | ... | ... |
| 46 | Ben Roberts | 1/0 | ... | ... | ... | ... | XXX |
| 47 | Tanner Allen | 0/0 | ... | ... | ... | ... | ... |
| 48 | Derrick Lewis II | 0/0 | ... | ... | ... | ... | ... |
| 49 | Charles Esters III | 1/0 | XXX | ... | ... | ... | ... |
| 50 | Michael Shanahan | 1/0 | XXX | ... | ... | ... | ... |
| 50 | Trent Low | 4/0 | XXX | XXX | XXX | XXX | ... |
| 51 | Robert Wooten | 3/1 | ... | XXX | ... | XXX | START |
| 52 | Harvey Dyson III | 1/0 | XXX | ... | ... | ... | ... |
| 54 | Bryce Ramirez | 2/1 | ... | XXX | START | ... | ... |
| 56 | Dennis Wilburn | 5/5 | START | START | START | START | START |
| 56 | Jackson Baggett | 1/0 | XXX | ... | ... | ... | ... |
| 58 | Jack Tucker | 0/0 | ... | ... | ... | ... | ... |
| 59 | Isaac Smith | 3/0 | XXX | ... | ... | XXX | XXX |
| 62 | Kaden Weatherby | 0/0 | ... | ... | ... | ... | ... |
| 63 | Erik Gray | 0/0 | ... | ... | ... | ... | ... |
| 64 | Jurrien Loftin | 0/0 | ... | ... | ... | ... | ... |
| 65 | Sheridan Wilson | 0/0 | ... | ... | ... | ... | ... |
| 66 | Matt Keeler | 5/0 | XXX | XXX | XXX | XXX | XXX |
| 68 | Seth Martin | 0/0 | ... | ... | ... | ... | ... |
| 69 | Caleb Rodkey | 0/0 | ... | ... | ... | ... | ... |
| 70 | Weston Wright | 4/4 | START | START | ... | START | START |
| 71 | Monroe Mills | 5/5 | START | START | START | START | START |
| 72 | Landon Peterson | 5/5 | START | START | START | START | START |
| 73 | Cade Briggs | 1/0 | XXX | ... | ... | ... | ... |
| 74 | Cole Spencer | 0/0 | ... | ... | ... | ... | ... |
| 75 | Jacoby Jackson | 4/1 | XXX | ... | START | XXX | XXX |
| 76 | Caleb Rogers | 5/5 | START | START | START | START | START |
| 77 | Ethan Carde | 5/0 | XXX | XXX | XXX | XXX | XXX |
| 78 | Larry Moore | 0/0 | ... | ... | ... | ... | ... |
| 79 | Ty Buchanan | 1/0 | XXX | ... | ... | ... | ... |
| 80 | Mason Tharp | 5/2 | XXX | XXX | START | XXX | START |
| 82 | Drew Hocutt | 4/0 | XXX | ... | XXX | XXX | XXX |
| 83 | Jack Esparza | 0/0 | ... | ... | ... | ... | ... |
| 84 | Zack McCown | 0/0 | ... | ... | ... | ... | ... |
| 85 | Coy Eakin | 0/0 | ... | ... | ... | ... | ... |
| 86 | Jordan Brown | 1/0 | ... | ... | ... | ... | XXX |
| 87 | Haydon Wiginton | 1/0 | XXX | ... | ... | ... | ... |
| 88 | Baylor Cupp | 4/0 | XXX | XXX | ... | XXX | XXX |
| 89 | Jayden York | 5/0 | XXX | XXX | XXX | XXX | XXX |
| 90 | Syncere Massey | 0/0 | ... | ... | ... | ... | ... |
| 91 | Blake Burris | 5/0 | XXX | XXX | XXX | XXX | XXX |
| 92 | L.B. Moore | 0/0 | ... | ... | ... | ... | ... |
| 93 | Trevon McAlpine | 0/0 | ... | ... | ... | ... | ... |
| 94 | Gabe Oladipo | 0/0 | ... | ... | ... | ... | ... |
| 95 | Jaylon Hutchings | 5/5 | START | START | START | START | START |
| 96 | Philip Blidi | 5/0 | XXX | XXX | XXX | XXX | XXX |
| 97 | Tony Bradford Jr. | 5/5 | START | START | START | START | START |
| 98 | E'Maurion Banks | 1/0 | XXX | ... | ... | ... | ... |
| 99 | Gino Garcia | 2/0 | XXX | XXX | ... | ... | ... |
| 99 | Sam Carrell | 1/0 | XXX | ... | ... | ... | ... |

GAME-BY-GAME STARTERS

OFFENSE

| GAME | QB | RB | TE | X | Y | H | Z | LT | LG | C | RG | RT |
|-------------------|--------|----------|------------|---------------|-------|----------|---------------|--------|---------|---------|----------|-------|
| Murray State | Shough | Thompson | Teeter | Bradley | Price | -- | Fouonji | Rogers | Wright | Wilburn | Peterson | Mills |
| Houston | Smith | Thompson | Teeter | Bradley | Price | -- | Fouonji | Rogers | Wright | Wilburn | Peterson | Mills |
| at NC State | Smith | Brooks | Tharp | Bradley | Price | -- | Cleveland III | Rogers | Jackson | Wilburn | Peterson | Mills |
| Texas | Smith | -- | White (WR) | Bradley | Price | Martinez | Sparkman | Rogers | Wright | Wilburn | Peterson | Mills |
| at Kansas State | Smith | Thompson | Tharp | Cleveland III | Price | -- | Sparkman | Rogers | Wright | Wilburn | Peterson | Mills |
| at Oklahoma State | | | | | | | | | | | | |
| West Virginia | | | | | | | | | | | | |
| Baylor | | | | | | | | | | | | |
| at TCU | | | | | | | | | | | | |
| Kansas | | | | | | | | | | | | |
| at Iowa State | | | | | | | | | | | | |
| Oklahoma | | | | | | | | | | | | |

DEFENSE

| GAME | NT | DT | EDGE | LB-WILL | LB-MIKE | OLB | == | CB | S | S | CB |
|-------------------|-----------|--------------|--------|----------|--------------|--------|---------------|----------|-----------------|-------------|--------|
| Murray State | Hutchings | Bradford Jr. | Wilson | Eldridge | Merriweather | Pierre | Waters (STAR) | Williams | Taylor-Demerson | Pearson Jr. | Frye |
| Houston | Hutchings | Bradford Jr. | Wilson | Eldridge | Merriweather | Pierre | Waters (STAR) | Williams | Taylor-Demerson | Pearson Jr. | Dunlap |
| at NC State | Hutchings | Bradford Jr. | Wilson | Eldridge | Merriweather | Pierre | Ramirez (OLB) | Williams | Taylor-Demerson | Pearson Jr. | Dunlap |
| Texas | Hutchings | Bradford Jr. | Wilson | Eldridge | Merriweather | Pierre | Cole (DE) | Williams | Waters | Pearson Jr. | Dunlap |
| at Kansas State | Hutchings | Bradford Jr. | Wilson | Eldridge | Merriweather | Wooten | Waters (STAR) | Williams | Taylor-Demerson | Pearson Jr. | Dunlap |
| at Oklahoma State | | | | | | | | | | | |
| West Virginia | | | | | | | | | | | |
| Baylor | | | | | | | | | | | |
| at TCU | | | | | | | | | | | |
| Kansas | | | | | | | | | | | |
| at Iowa State | | | | | | | | | | | |
| Oklahoma | | | | | | | | | | | |

CAREER STARTS

OFFENSE

| PLAYER | 2018 | 2019 | 2020 | 2021 | 2022 | TOTAL | STREAK |
|---------------------|------|------|------|------|------|-------|--------|
| Weston Wright | - | 8 | 10 | 13 | 4 | 35 | 2 |
| SaRodorick Thompson | - | 7 | 10 | 6 | 3 | 26 | 1 |
| Caleb Rogers | - | - | 3 | 13 | 5 | 21 | 21 |
| Myles Price | - | - | 3 | 9 | 5 | 17 | 5 |
| Mason Tharp | - | - | - | 8 | 2 | 10 | 1 |
| Ethan Carde | - | - | 7 | 2 | - | 9 | - |
| Donovan Smith | - | - | - | 4 | 4 | 8 | 4 |
| Landon Peterson | - | - | - | 1 | 5 | 6 | 5 |
| Tyler Shough | - | - | - | 4 | 1 | 5 | - |
| Tahj Brooks | - | - | - | 4 | 1 | 5 | - |
| Jerand Bradley | - | - | - | 1 | 4 | 5 | - |
| Monroe Mills | - | - | - | - | 5 | 5 | 5 |
| Dennis Wilburn | - | - | - | - | 5 | 5 | 5 |
| Loic Fouonji | - | - | - | 1 | 2 | 3 | - |
| Henry Teeter | - | - | - | 1 | 2 | 3 | - |
| Trey Cleveland III | - | - | 1 | - | 2 | 3 | 1 |
| JJ Sparkman | - | - | - | - | 2 | 2 | 2 |
| Xavier White | - | - | - | 1 | 1 | 2 | - |
| Jacoby Jackson | - | - | - | - | 1 | 1 | - |
| Nehemiah Martinez | - | - | - | - | 1 | 1 | - |

CAREER STARTS AMONG TRANSFERS

| PLAYER | Previous School (Starts) | Starts at Tech | Career Total |
|------------------|--------------------------|----------------|--------------|
| Cole Spencer | Western Kentucky (44) | 0 | 44 |
| Cade Briggs | New Mexico (24) | 0 | 24 |
| Michael Shanahan | UT-Martin (20) | 0 | 20 |
| Tyler Shough | Oregon (7) | 5 | 12 |
| Baylor Cupp | Texas A&M (1) | 0 | 1 |

DEFENSE

| PLAYER | 2018 | 2019 | 2020 | 2021 | 2022 | TOTAL | STREAK |
|-------------------------|------|------|------|------|------|-------|--------|
| Jaylon Hutchings | - | 10 | 10 | 13 | 5 | 38 | 38 |
| Tyree Wilson | - | - | 5 | 13 | 5 | 23 | 23 |
| Adrian Frye | 4 | 11 | 1 | 5 | 1 | 22 | - |
| Krishon Merriweather | - | - | 9 | 6 | 5 | 20 | 11 |
| Tony Bradford Jr. | - | 2 | 8 | 2 | 5 | 17 | 5 |
| Rayshad Williams | - | - | - | 12 | 5 | 17 | 17 |
| Dadrion Taylor-Demerson | - | 2 | 3 | 7 | 4 | 16 | 1 |
| Reggie Pearson Jr. | - | - | - | 10 | 5 | 15 | 9 |
| Marquis Waters | - | - | - | 4 | 4 | 8 | 2 |
| Jesiah Pierre | - | - | - | 3 | 4 | 7 | - |
| Kosi Eldridge | - | - | 1 | 1 | 5 | 7 | 5 |
| Malik Dunlap | - | - | - | 1 | 4 | 5 | 4 |
| Cam White | - | - | 1 | - | - | 1 | - |
| Bryce Ramirez | - | - | - | - | 1 | 1 | - |
| Myles Cole | - | - | - | - | 1 | 1 | - |
| Robert Wooten | - | - | - | - | 1 | 1 | 1 |

CAREER STARTS AMONG TRANSFERS

| PLAYER | Previous School (Starts) | Starts at Tech | Career Total |
|--------------------|--------------------------------|----------------|--------------|
| Marquis Waters | Duke (35) | 8 | 43 |
| Reggie Pearson Jr. | Wisconsin (13) | 15 | 28 |
| Keyon Blakenbaker | Wyoming (27) | 0 | 27 |
| Dimitri Moore | Vanderbilt/Missouri State (21) | 0 | 21 |
| Rayshad Williams | UCLA (8) | 17 | 25 |
| Tyree Wilson | Texas A&M (0) | 23 | 23 |
| Vidal Scott Jr. | Arkansas State (16) | 0 | 16 |
| Myles Cole | UL-Monroe (12) | 1 | 13 |
| Tyler Owens | Texas (1) | 0 | 1 |

* all starts were on the offensive side of the ball

GAME-BY-GAME LEADERS

| OPPONENT | PASSING YARDS | RUSHES | RUSH YARDS | RECEPTIONS | RECEIVING YARDS | TACKLES | TACKLES FOR LOSS | SACKS |
|----------------|---------------|---------------|---------------|-------------|-----------------|-------------------|------------------|----------------------------|
| Murray State | 221 (Smith) | 8 (Donnell) | 50 (Brooks) | 6 (Bradley) | 110 (Fouonji) | 7 (Merriweather) | 3.0 (Blidi) | 2.0 (Blidi) |
| Houston | 350 (Smith) | 21 (Smith) | 78 (Brooks) | 6 (Bradley) | 78 (Price) | 7 (Three players) | 1.5 (Blidi) | 1.0 (Moore, Eldridge) |
| N.C. State | 214 (Smith) | 11 (Smith) | 39 (Thompson) | 5 (Brooks) | 50 (Price) | 11 (Wilson) | 3.5 (Wilson) | 2.0 (Wilson) |
| Texas | 331 (Smith) | 17 (Thompson) | 70 (Thompson) | 13 (Price) | 98 (Price) | 8 (Merriweather) | 1.5 (Waters) | 0.5 (Wilson, Bradford Jr.) |
| Kansas State | 359 (Smith) | 18 (Smith) | 55 (Thompson) | 9 (White) | 120 (White) | 7 (Merriweather) | 2.0 (Wilson) | 2.0 (Wilson) |
| Oklahoma State | | | | | | | | |
| West Virginia | | | | | | | | |
| Baylor | | | | | | | | |
| TCU | | | | | | | | |
| Kansas | | | | | | | | |
| Iowa State | | | | | | | | |
| Oklahoma | | | | | | | | |

MISCELLANEOUS TRENDS

OPENING DRIVE - OFFENSE

| OPPONENT | 1st | 2nd |
|-------------------|------------|-------------------|
| | Half | Half |
| Murray State | Touchdown | Touchdown |
| Houston | Field Goal | Punt |
| at N.C. State | Punt | Punt |
| Texas | Touchdown | Turnover on Downs |
| at Kansas State | Punt | Punt |
| at Oklahoma State | -- | -- |
| West Virginia | -- | -- |
| Baylor | -- | -- |
| at TCU | -- | -- |
| Kansas | -- | -- |
| at Iowa State | -- | -- |
| Oklahoma | -- | -- |

OPENING DRIVE - DEFENSE

| OPPONENT | 1st | 2nd |
|-------------------|-----------|-------------------|
| | Half | Half |
| Murray State | Punt | Punt |
| Houston | Punt | Touchdown |
| at N.C. State | Punt | Punt |
| Texas | Touchdown | Turnover on Downs |
| at Kansas State | Touchdown | Punt |
| at Oklahoma State | -- | -- |
| West Virginia | -- | -- |
| Baylor | -- | -- |
| at TCU | -- | -- |
| Kansas | -- | -- |
| at Iowa State | -- | -- |
| Oklahoma | -- | --- |

RED RAIDERS ON COIN FLIPS

| OPPONENT | Coin | Decision | Result |
|-------------------|------|---------------|---------------|
| | Flip | | |
| Murray State | L | Opp. Received | W, 63-10 |
| Houston | L | Opp. Deferred | W, 33-30 |
| at N.C. State | L | Opp. Deferred | L, 27-14 |
| Texas | W | Deferred | W, 37-34 (OT) |
| at Kansas State | L | Opp. Received | L, 37-28 |
| at Oklahoma State | - | -- | -- |
| West Virginia | - | -- | -- |
| Baylor | - | -- | -- |
| at TCU | - | -- | -- |
| Kansas | - | -- | -- |
| at Iowa State | - | -- | -- |
| Oklahoma | - | -- | -- |

GAME-OPENING DRIVES

| OPPONENT | TEXAS TECH | | | OPPONENTS | | |
|-------------------|------------|-------|-----|-----------|-------|-----|
| | PTS | PLAYS | YDS | PTS | PLAYS | YDS |
| Murray State | 7 | 4 | 94 | 0 | 6 | 18 |
| Houston | 3 | 9 | 68 | 0 | 3 | 9 |
| at N.C. State | 0 | 3 | 1 | 0 | 5 | 19 |
| Texas | 7 | 18 | 75 | 7 | 3 | 27 |
| at Kansas State | 0 | 5 | 9 | 7 | 2 | 75 |
| at Oklahoma State | - | - | - | - | - | - |
| West Virginia | - | - | - | - | - | - |
| Baylor | - | - | - | - | - | - |
| at TCU | - | - | - | - | - | - |
| Kansas | - | - | - | - | - | - |
| at Iowa State | - | - | - | - | - | - |
| Oklahoma | - | - | - | - | - | - |

SECOND HALF OPENING DRIVES

| OPPONENT | TEXAS TECH | | | OPPONENTS | | |
|-------------------|------------|-------|-----|-----------|-------|-----|
| | PTS | PLAYS | YDS | PTS | PLAYS | YDS |
| Murray State | 7 | 5 | 63 | 0 | 3 | -1 |
| Houston | 0 | 7 | 22 | 7 | 6 | 67 |
| at N.C. State | 0 | 7 | 22 | 0 | 3 | 1 |
| Texas | 0 | 4 | 5 | 0 | 4 | 8 |
| at Kansas State | 0 | 6 | 15 | 0 | 3 | 0 |
| at Oklahoma State | - | - | - | - | - | - |
| West Virginia | - | - | - | - | - | - |
| Baylor | - | - | - | - | - | - |
| at TCU | - | - | - | - | - | - |
| Kansas | - | - | - | - | - | - |
| at Iowa State | - | - | - | - | - | - |
| Oklahoma | - | - | - | - | - | - |

GIVEAWAYS/TAKEAWAYS

| OPPONENT | GIVEAWAY | | | TAKEAWAY | | | Dif. |
|-------------------|----------|-----|-----|----------|-----|-----|------|
| | Fum | Int | Tot | Fum | Int | Tot | |
| Murray State | 0 | 1 | 1 | 0 | 0 | 0 | -1 |
| Houston | 0 | 3 | 3 | 1 | 1 | 2 | -1 |
| at N.C. State | 1 | 3 | 4 | 1 | 0 | 1 | -2 |
| Texas | 0 | 0 | 0 | 1 | 1 | 2 | +2 |
| at Kansas State | 2 | 2 | 4 | 1 | 0 | 1 | -3 |
| at Oklahoma State | - | - | - | - | - | - | - |
| West Virginia | - | - | - | - | - | - | - |
| Baylor | - | - | - | - | - | - | - |
| at TCU | - | - | - | - | - | - | - |
| Kansas | - | - | - | - | - | - | - |
| at Iowa State | - | - | - | - | - | - | - |
| Oklahoma | - | - | - | - | - | - | - |
| TOTALS | - | - | - | - | - | - | - |

SCORING DRIVE ANALYSIS

| YARDAGE | TEXAS TECH | | OPPONENTS | |
|----------------|------------|----|-----------|----|
| | TD | FG | TD | FG |
| No Drive | -- | -- | 2 | -- |
| Negative Yards | -- | -- | -- | -- |
| 0-9 | -- | -- | -- | 1 |
| 10-19 | -- | -- | -- | 1 |
| 20-29 | 2 | 1 | 2 | 4 |
| 30-39 | 4 | 1 | 1 | -- |
| 40-49 | 1 | 2 | 1 | 2 |
| 50-59 | 1 | 2 | -- | -- |
| 60-69 | 4 | 1 | 3 | 1 |
| 70-79 | 6 | -- | 5 | 1 |
| 80-89 | 2 | -- | 1 | -- |
| 90-99 | 1 | -- | -- | -- |
| TOTALS | 22 | 7 | 15 | 10 |

THREE-AND-OUTS

| OPPONENT | TEXAS TECH | OPPONENTS |
|-------------------|-----------------|-----------------|
| | 3-&-Outs/Drives | 3-&-Outs/Drives |
| Murray State | 3/15 | 10/15 |
| Houston | 2/16 | 2/16 |
| at N.C. State | 4/13 | 5/13 |
| Texas | 2/12 | 2/12 |
| at Kansas State | 1/15 | 4/14 |
| at Oklahoma State | -/- | -/- |
| West Virginia | -/- | -/- |
| Baylor | -/- | -/- |
| at TCU | -/- | -/- |
| Kansas | -/- | -/- |
| at Iowa State | -/- | -/- |
| Oklahoma | -/- | -/- |
| TOTALS | 12/71 | 23/70 |

SPECIAL TEAMS TACKLES

| (All tackles on Special Teams coverage) | | | |
|---|-------|----|------|
| Player | Total | KO | Punt |
| Merriweather, Krishon | 2 | 2 | 0 |
| Owens, Tyler | 2 | 1 | 1 |
| Martinez, Nehemiah | 1 | 1 | 0 |
| Ramirez, Bryce | 1 | 1 | 0 |
| Curley, Patrick | 1 | 0 | 1 |
| Sprarkman, JJ | 1 | 1 | 0 |
| TOTALS | 8 | 6 | 2 |
| | | | |
| | | | |
| | | | |
| | | | |

TEXAS TECH SCORING DRIVES

| | No. of Plays | Total Yards | Drive Time | Type of Score | Score QTR/Time | Scoring Play |
|----------------|-----------------|----------------|---------------|------------------|-------------------|----------------------|
| Murray State | 4 | 94 | 1:20 | TD | 1st/10:34 | Founji 30 yard rec |
| | 4 | 59 | 1:07 | TD | 1st/7:28 | Brooks 14 yard run |
| | 11 | 75 | 2:54 | TD | 2nd/14:35 | Bradley 30 yard rec |
| | 1 | 39 | 0:16 | TD | 2nd/13:39 | Founji 39 yard rec |
| | 8 | 32 | 3:01 | TD | 2nd/8:30 | Brooks 3 yard run |
| | 6 | 80 | 1:59 | TD | 2nd/2:26 | Brooks 23 yard run |
| | 5 | 63 | 2:12 | TD | 3rd/12:38 | Thompson 30 yard rec |
| | 3 | 47 | 0:59 | TD | 3rd/9:34 | Bradley 14 yard rec |
| | 2 | 35 | 0:27 | TD | 4th/13:40 | Tharp 21 yard rec |
| Houston | No. of Plays | Total Yards | Drive Time | Type of Score | Score QTR/Time | Scoring Play |
| | 9 | 68 | 3:34 | FG | 1st/11:26 | Wolff 25 yard FG |
| | 4 | 65 | 1:07 | TD | 2nd/10:10 | Martinez 43 yard rec |
| | 4 | 69 | 0:41 | TD | 2nd/0:18 | Price 54 yard rec |
| | 6 | 46 | 0:34 | FG | 4th/0:03 | Wolff 47 yard FG |
| | 6 | 25 | 0:00 | TD | OT 1 | Brooks 4 yard run |
| | 4 | 25 | 0:00 | TD | OT 2 | Smith 9 yard run |
| N.C. State | No. of Plays | Total Yards | Drive Time | Type of Score | Score QTR/Time | Scoring Play |
| | 4 | 60 | 1:14 | TD | 2nd/0:50 | Price 24 yard rec |
| | 12 | 75 | 3:34 | TD | 4th/10:46 | Smith 3 yard run |
| Texas | No. of Plays | Total Yards | Drive Time | Type of Score | Score QTR/Time | Scoring Play |
| | 18 | 75 | 7:55 | TD | 1st/5:41 | Smith 4 yard run |
| | 13 | 83 | 4:46 | TD | 2nd/12:06 | Brooks 17 yard rec |
| | 15 | 59 | 4:32 | FG | 3rd/8:16 | Wolff 27 yard FG |
| | 10 | 75 | 2:32 | TD | 3rd/1:55 | Thompson 1 yard run |
| | 5 | 30 | 1:29 | TD | 4th/7:54 | Cupp 19 yard rec |
| | 11 | 56 | 5:05 | FG | 4th/0:21 | Wolff 45 yard FG |
| | 5 | 23 | 0:00 | fg | OT | Wolff 20 yard FG |
| Kansas State | No. of Plays | Total Yards | Drive Time | Type of Score | Score QTR/Time | Scoring Play |
| | 9 | 86 | 2:43 | TD | 2nd/1:24 | Martinez 6 yard rec |
| | 4 | 37 | 0:21 | FG | 2nd/0:00 | Wolff 51 yard FG |
| | 8 | 46 | 2:42 | FG | 3rd/2:42 | Wolff 39 yard FG |
| | 7 | 75 | 2:56 | TD | 3rd/3:08 | White 12 yard rec |
| Oklahoma State | No. of Plays | Total Yards | Drive Time | Type of Score | Score QTR/Time | Scoring Play |
| | | | | | | |
| | | | | | | |
| | | | | | | |
| | | | | | | |
| West Virginia | No. of Plays | Total Yards | Drive Time | Type of Score | Score QTR/Time | Scoring Play |
| | | | | | | |
| | | | | | | |
| Baylor | No. of Plays | Total Yards | Drive Time | Type of Score | Score QTR/Time | Scoring Play |
| | | | | | | |
| | | | | | | |
| TCU | No. of Plays | Total Yards | Drive Time | Type of Score | Score QTR/Time | Scoring Play |
| | | | | | | |
| | | | | | | |
| Kansas | No. of Plays | Total Yards | Drive Time | Type of Score | Score QTR/Time | Scoring Play |
| | | | | | | |
| | | | | | | |
| Iowa State | No. of Plays | Total Yards | Drive Time | Type of Score | Score QTR/Time | Scoring Play |
| | | | | | | |
| | | | | | | |
| Oklahoma | No. of Plays | Total Yards | Drive Time | Type of Score | Score QTR/Time | Scoring Play |
| | | | | | | |
| | | | | | | |

DRIVE SUPERLATIVES

| | TEXAS TECH (Game) |
|---|---|
| Most Plays/Result | 18 plays (twice), 62 yards, Missed FG (Houston), 75 yards, TD (Texas) |
| Most Yards/Result | 94 yards, 4 plays 1:20/Touchdown (Murray State) |
| Most Time/Result | 7:55, 18 plays, 75 yards/TD (Texas) |
| Quickest 80-89 Yard Touchdown Drive (Plays) | 6-80/1:59 (Murray State) |
| Quickest 80-89 Yard Touchdown Drive (Time) | 6-80/1:59 (Murray State) |
| Quickest 90-99 Yard Touchdown Drive (Plays) | 4-94/1:20 (Murray State) |
| Quickest 90-99 Yard Touchdown Drive (Time) | 4-94/1:20 (Murray State) |

OPPONENT SCORING DRIVES

| | No. of Plays | Total Yards | Drive Time | Type of Score | Score QTR/Time | Scoring Play |
|----------------|-----------------|----------------|---------------|------------------|-------------------|----------------------------|
| Murray State | 9 | 62 | 4:59 | FG | 1st/2:29 | Baum 31 yard FG |
| | 4 | 75 | 1:06 | TD | 2nd/13:29 | Bell 54 yard rec |
| | | | | | | |
| Houston | No. of Plays | Total Yards | Drive Time | Type of Score | Score QTR/Time | Scoring Play |
| | 7 | 12 | 1:49 | FG | 2nd/11:17 | Baxa 24 yard FG |
| | 4 | 67 | 1:36 | TD | 3rd/13:24 | Campbell 2 yard run |
| | 4 | 3 | 0:20 | FG | 4th/0:37 | Baxa 35 yard FG |
| | 5 | 25 | 0:00 | TD | OT 1 | Golden 15 yard rec |
| | 7 | 22 | 0:00 | FG | OT 2 | Baxa 20 yard FG |
| N.C. State | No. of Plays | Total Yards | Drive Time | Type of Score | Score QTR/Time | Scoring Play |
| | 7 | 1 | 3:35 | FG | 1st/7:39 | Dunn 29 yard FG |
| | 6 | 26 | 3:27 | FG | 1st/2:29 | Dunn 47 yard FG |
| | 4 | 43 | 1:41 | TD | 2nd/10:13 | Sumo-Karngbaye 14 yard run |
| | 1 | 38 | 0:08 | TD | 4th/14:20 | Sumo-Karngbaye 38 yard rec |
| Texas | No. of Plays | Total Yards | Drive Time | Type of Score | Score QTR/Time | Scoring Play |
| | 3 | 63 | 1:24 | TD | 1st/13:36 | K. Robinson 35 yard rec |
| | 10 | 43 | 3:49 | FG | 1st/1:52 | Auburn 40 yard FG |
| | 6 | 69 | 2:29 | TD | 2nd/6:07 | Worthy 39 yard rec |
| | 12 | 82 | 4:11 | TD | 2nd/0:24 | B. Robinson 8 yard run |
| | 8 | 75 | 3:49 | TD | 3rd/4:27 | B. Robinson 40 yard run |
| | 4 | 46 | 0:21 | FG | 4th/0:00 | Auburn 48 yard FG |
| Kansas State | No. of Plays | Total Yards | Drive Time | Type of Score | Score QTR/Time | Scoring Play |
| | 2 | 75 | 0:40 | TD | 1st/14:20 | Martinez 18 yard run |
| | 14 | 72 | 7:50 | FG | 1st/4:57 | Tennant 29 yard FG |
| | 6 | 25 | 3:01 | FG | 1st/0:24 | Tennant 26 yard FG |
| | 2 | 77 | 1:03 | TD | 3rd/6:04 | Brooks 18 yard rec |
| | 3 | 76 | 1:16 | TD | 4th/13:34 | Martinez 69 yard run |
| Oklahoma State | No. of Plays | Total Yards | Drive Time | Type of Score | Score QTR/Time | Scoring Play |
| | | | | | | |
| | | | | | | |
| West Virginia | No. of Plays | Total Yards | Drive Time | Type of Score | Score QTR/Time | Scoring Play |
| | | | | | | |
| | | | | | | |
| Baylor | No. of Plays | Total Yards | Drive Time | Type of Score | Score QTR/Time | Scoring Play |
| | | | | | | |
| | | | | | | |
| TCU | No. of Plays | Total Yards | Drive Time | Type of Score | Score QTR/Time | Scoring Play |
| | | | | | | |
| | | | | | | |
| Kansas | No. of Plays | Total Yards | Drive Time | Type of Score | Score QTR/Time | Scoring Play |
| | | | | | | |
| | | | | | | |
| Iowa State | No. of Plays | Total Yards | Drive Time | Type of Score | Score QTR/Time | Scoring Play |
| | | | | | | |
| | | | | | | |
| Oklahoma | No. of Plays | Total Yards | Drive Time | Type of Score | Score QTR/Time | Scoring Play |
| | | | | | | |
| | | | | | | |

EXPLOSIVE PLAYS - 20-PLUS YARDS

| Yards | Opponent | Play | Result |
|-------|--------------|-------------------------------|------------|
| 58 | K-State | Smith pass to Cleveland | First Down |
| 54 | Houston | Pass from Smith to Price | Touchdown |
| 43 | Houston | Pass from Smith to Martinez | Touchdown |
| 39 | Murray State | Pass from Shough to Bradley | First Down |
| 39 | Murray State | Pass from Smith to Fouonji | Touchdown |
| 38 | NC State | Morton pass to White | First Down |
| 36 | Murray State | Kick Return from Xavier White | -- |
| 35 | Texas | Smith pass to Cleveland | First Down |
| 35 | Murray State | Kick Return from Xavier White | -- |
| 33 | Murray State | Pass from Shough to Fouonji | First Down |
| 30 | Murray State | Pass from Shough to Fouonji | Touchdown |
| 30 | Murray State | Pass from Smith to Bradley | Touchdown |
| 30 | Murray State | Pass from Smith to Thompson | Touchdown |
| 27 | Houston | Smith rush | First Down |
| 26 | K-State | Smith rsuh | First Down |
| 26 | Texas | Smith pass to Price | First Down |
| 25 | K-State | Smith pass to White | First Down |
| 24 | Texas | Smith pass to Cupp | First Down |
| 24 | NC State | Smith Pass to Price | Touchdown |
| 24 | Murray State | Rush from Thompson | First Down |
| 23 | K-State | Thompson rush | First Down |
| 24 | Murray State | Pass from Morton to Martinez | First Down |
| 23 | Murray State | Pass from Shough to Teeter | First Down |
| 23 | Murray State | Rush from Brooks | Touchdown |
| 21 | Murray State | Pass from Morton to Tharp | Touchdown |
| 21 | Houston | Pass from Smith to Bradley | First Down |
| 22 | Houston | Smith rush | First Down |
| 22 | K-State | Smith pass to White | First Down |
| 20 | Murray State | Pass from Smith to Cupp | First Down |
| 20 | K-State | Smith passs to Cleveland | First Down |
| 20 | K-State | Smith pass to Cleveland | First Down |

EXPLOSIVE PLAYS BY THE NUMBERS

| | Texas Tech Long Plays | | | Opponent Long Plays | | |
|----------------|-----------------------|------|-------|---------------------|------|-------|
| | Rush | Pass | Total | Rush | Pass | Total |
| Murray State | 2 | 10 | 12 | 0 | 5 | 5 |
| Houston | 2 | 3 | 5 | 0 | 3 | 3 |
| N.C. State | 0 | 2 | 2 | 0 | 2 | 2 |
| Texas | 0 | 3 | 3 | 2 | 5 | 7 |
| Kansas State | 1 | 6 | 7 | 3 | 1 | 4 |
| Oklahoma State | -- | -- | -- | -- | -- | -- |
| West Virginia | -- | -- | -- | -- | -- | -- |
| Baylor | -- | -- | -- | -- | -- | -- |
| TCU | -- | -- | -- | -- | -- | -- |
| Kansas | -- | -- | -- | -- | -- | -- |
| Iowa State | -- | -- | -- | -- | -- | -- |
| Oklahoma | -- | -- | -- | -- | -- | -- |
| Totals | 5 | 24 | 29 | 5 | 16 | 21 |

LONGEST PLAYS BY THE NUMBERS

| Long Plays by Yards | NO. | TD |
|---------------------|-----|----|
| 100+ | 0 | 0 |
| 90-99 | 0 | 0 |
| 80-89 | 0 | 0 |
| 70-79 | 0 | 0 |
| 60-69 | 0 | 0 |
| 50-59 | 2 | 1 |
| 40-49 | 1 | 1 |
| 30-39 | 10 | 4 |
| 20-29 | 16 | 3 |

OPPONENT EXPLOSIVE PLAYS - 20-PLUS YARDS

| Yards | Opponent | Play | Result |
|-------|--------------|------------------------------------|-------------|
| 69 | K-State | Vaughn rush | First Down |
| 69 | K-State | Martinez rush | Touchdown |
| 63 | Houston | Pass from Tune to Dell | First Down |
| 57 | K-State | Martinez rush | First Down |
| 54 | Murray State | Pass from Williams to Bell | Touchdown |
| 51 | Murray State | Pass from Williams to Brooks | First Down |
| 40 | Texas | Robinson rush | Touchdown |
| 39 | Texas | Card pass to Worthy | Touchdown |
| 38 | NC State | Pass from Thomas to Sumo-Karngbaye | Touchdown |
| 35 | Texas | Card pass to k. Robinson | Touchdown |
| 35 | Houston | Pass from Tune to Campbell | First Down |
| 33 | Murray State | Pass from Williams to Rearden | First Down |
| 28 | Texas | Card pass to Milton | First Down |
| 26 | NC State | Pass from Leary to Sumo-Karngbaye | Lost Fumble |
| 23 | Texas | Card pass to Johnson | First Down |
| 22 | Texas | Card run | First Down |
| 22 | Texas | Card pass to B. Robinson | First Down |
| 24 | Murray State | Pass from Williams to Dallas | First Down |
| 22 | Murray State | Pass from Williams to Bell | First Down |
| 21 | Houston | Pass from Tune to Dell | First Down |
| 20 | K-State | Martinez pass | First Down |

LONGEST PLAYS BY TYPE

| Long Plays by Type (20+) | NO. | TD |
|--------------------------|-----|----|
| Rushing | 5 | 1 |
| Passing | 24 | 8 |
| Punt returns | 0 | 0 |
| Kick returns | 4 | 0 |
| Interceptions | 0 | 0 |
| Fumble returns | 0 | 0 |
| Other | 0 | 0 |
| TOTAL | 29 | 9 |

LONGEST PLAYS OF THE YEAR

| | | |
|---------------------|----|----------------------------------|
| Rushing | 27 | Donovan Smith vs. Houston |
| Rushing Touchdown | 23 | Tahj Brooks vs. Murray State |
| Passing | 58 | Donovan Smith vs. Houston |
| Passing Touchdown | 54 | Smith to Price vs. Houston |
| Punt Return | 19 | Drew Hocutt vs. Murray State |
| Kick Return | 36 | Xavier White vs. Murray State |
| Interception Return | 25 | Reggie Pearson vs. Texas |
| Punt | 56 | Austin McNamara vs. Murray State |
| Field Goal | 47 | Wolff vs. Houston |

STAT NOTABLES

OFFENSIVE STAT NOTABLES

CAREER 100+ RUSHING YARD GAMES

| | | |
|-----------------|------------|-------------------|
| Tahj Brooks (3) | | |
| Date | Rush Yards | Opponent |
| Sept. 4, 2021 | 134 | Houston |
| Sept. 11, 2021 | 103 | Stephen F. Austin |
| Dec. 28, 2021 | 107 | Mississippi State |

SaRodorick Thompson (5)

| | | |
|----------------|------------|-----------------|
| Date | Rush Yards | Opponent |
| Oct. 12, 2019 | 153 | Baylor |
| Sept. 12, 2020 | 118 | Houston Baptist |
| Sept. 26, 2020 | 119 | Texas |
| Nov. 28, 2020 | 133 | Oklahoma State |
| Oct. 9, 2021 | 118 | TCU |

Xavier White (2)

| | | |
|--------------|------------|--------------|
| Date | Rush Yards | Opponent |
| Oct. 3, 2020 | 113 | Kansas State |
| Dec. 5, 2020 | 135 | Kansas |

GAMES WITH A RUSHING TD

| | | | | | | |
|----------------------|-----|-----|-----|-----|-----|--------|
| Player | '18 | '19 | '20 | '21 | '22 | Career |
| Thompson, SaRodorick | 2 | 8 | 5 | 6 | -- | 21 |
| Brooks, Tahj | -- | -- | 3 | 5 | 2 | 10 |
| White, Xavier | -- | -- | 2 | 3 | -- | 5 |
| Shough, Tyler | -- | -- | 2* | 2 | -- | 4 |
| Smith, Donovan | -- | -- | -- | 3 | 2 | 5 |
| Price, Myles | -- | -- | 1 | 1 | -- | 2 |
| Townsend, Chadarius | -- | -- | 1 | -- | -- | 1 |

GAMES WITH MULTIPLE RUSHING TDs

| | | | | | | |
|----------------------|-----|-----|-----|-----|-----|--------|
| Player | '18 | '19 | '20 | '21 | '22 | Career |
| Thompson, SaRodorick | 1 | 4 | 3 | 3 | -- | 11 |
| Brooks, Tahj | -- | -- | 1 | 2 | 1 | 4 |

CAREER 100+ RECEIVING YARD GAMES

| | | |
|--------------------|------------|--------------|
| Jerand Bradley (1) | | |
| Date | Rec. Yards | Opponent |
| Sept. 3, 2022 | 108 | Murray State |

Loic Fouonji (1)

| | | |
|---------------|------------|--------------|
| Date | Rec. Yards | Opponent |
| Sept. 3, 2022 | 110 | Murray State |

Myles Price (1)

| | | |
|---------------|------------|------------|
| Date | Rec. Yards | Opponent |
| Nov. 13, 2021 | 175 | Iowa State |

Xavier White (2)

| | | |
|---------------|------------|---------------|
| Date | Rec. Yards | Opponent |
| Aug. 31, 2018 | 107 | Montana State |
| Oct. 1, 2022 | 120 | K-State |

CAREER GAMES WITH A RECEIVING TD

| | | | | | | |
|--------------------|-----|-----|-----|-----|-----|--------|
| Player | '18 | '19 | '20 | '21 | '22 | Career |
| Price, Myles | -- | -- | 1 | 2 | 2 | 5 |
| White, Xavier | -- | 1 | -- | 1 | 1 | 3 |
| Cleveland, Trey | -- | -- | 1 | 1 | -- | 2 |
| Fouonji, Loic | -- | -- | 1 | 1 | -- | 2 |
| Sparkman, J.J. | -- | -- | -- | 2 | -- | 2 |
| Bradley, Jerand | -- | -- | -- | -- | 1 | 1 |
| Martinez, Nehemiah | -- | -- | -- | -- | 2 | 2 |

CAREER GAMES WITH MULTIPLE RECEIVING TDs

| | | | | | | |
|-----------------|-----|-----|-----|-----|-----|--------|
| Player | '18 | '19 | '20 | '21 | '22 | Career |
| Bradley, Jerand | -- | -- | -- | -- | 1 | 1 |

* Indicates games played prior to arrival at Texas Tech

DEFENSIVE STAT NOTABLES

CAREER GAMES WITH 10+ TACKLES

| | | |
|--------------------------|---------|-----------------|
| Krishon Merriweather (2) | | |
| Date | Tackles | Opponent |
| Sept. 12, 2020 | 12 | Houston Baptist |
| Dec. 5, 2020 | 12 | Kansas |

Reggie Pearson (2)

| | | |
|---------------|---------|-----------|
| Date | Tackles | Opponent |
| Nov. 16, 2019 | 10 | Nebraska* |
| Nov. 27, 2021 | 11 | Baylor |

Marquis Water (4)

| | | |
|---------------|---------|-----------------|
| Date | Tackles | Opponent |
| Oct. 27, 2018 | 10 | at Pittsburgh* |
| Nov. 23, 2019 | 13 | at Wake Forest* |
| Oct. 3, 2020 | 10 | Virginia Tech* |
| Nov. 7, 2020 | 10 | North Carolina* |

Tyree Wilson

| | | |
|----------------|---------|-------------|
| Date | Tackles | Opponent |
| Sept. 17, 2022 | 11 | at NC State |

* Indicates games played prior to arrival at Texas Tech

TURNOVER CHART

| Opponent | Forced by Texas Tech | | | | | Forced by Opponent | | | | |
|----------------|----------------------|-----|-----|---------|--------|--------------------|-----|-----|---------|--|
| | Fum | Int | Tot | Pts Off | Margin | Fum | Int | Tot | Pts Off | |
| Murray State | 0 | 0 | 0 | 0 | -1 | 0 | 1 | 1 | 0 | |
| Houston | 1 | 1 | 2 | 0 | -1 | 1 | 3 | 3 | 10 | |
| N.C. State | 1 | 0 | 1 | 0 | -2 | 0 | 3 | 3 | 10 | |
| Texas | 1 | 1 | 2 | 3 | +2 | 2 | 0 | 0 | 0 | |
| Kansas State | 1 | 0 | 1 | 0 | -3 | 2 | 2 | 4 | 0 | |
| Oklahoma State | -- | -- | -- | -- | -- | -- | -- | -- | -- | |
| West Virginia | -- | -- | -- | -- | -- | -- | -- | -- | -- | |
| Baylor | -- | -- | -- | -- | -- | -- | -- | -- | -- | |
| TCU | -- | -- | -- | -- | -- | -- | -- | -- | -- | |
| Kansas | -- | -- | -- | -- | -- | -- | -- | -- | -- | |
| Iowa State | -- | -- | -- | -- | -- | -- | -- | -- | -- | |
| Oklahoma | -- | -- | -- | -- | -- | -- | -- | -- | -- | |
| Total | -- | -- | -- | -- | -- | -- | -- | -- | -- | |

REDZONE CHART

| Opponent | Texas Tech | | | | | Opponents | | | |
|----------------|------------|----|----------|----|--------|-----------|----|----|--------|
| | No. | TD | Run/Pass | FG | Score% | No. | TD | FG | Score% |
| Murray State | 4 | 3 | 2/1 | 0 | 75.0 | 2 | 0 | 1 | 50.0 |
| Houston | 4 | 2 | 2/0 | 1 | 75.0 | 6 | 2 | 3 | 83.0 |
| N.C. State | 1 | 1 | 1/0 | -- | 100 | 2 | 1 | 1 | 100 |
| Texas | 5 | 4 | 2/2 | 1 | 83.0 | 2 | 1 | 1 | 100. |
| Kansas State | -- | -- | -- | -- | -- | -- | -- | -- | -- |
| Oklahoma State | -- | -- | -- | -- | -- | -- | -- | -- | -- |
| West Virginia | -- | -- | -- | -- | -- | -- | -- | -- | -- |
| Baylor | -- | -- | -- | -- | -- | -- | -- | -- | -- |
| TCU | -- | -- | -- | -- | -- | -- | -- | -- | -- |
| Kansas | -- | -- | -- | -- | -- | -- | -- | -- | -- |
| Iowa State | -- | -- | -- | -- | -- | -- | -- | -- | -- |
| Oklahoma | -- | -- | -- | -- | -- | -- | -- | -- | -- |

GAME-BY-GAME SPECIALIST STATS

FIELD GOALS

| | |
|-------------------------|------------------------|
| (Made), Missed, Blocked | #36 Wolff, #99 Garcia |
| Murray State | none |
| Houston | (25), 45, 46, (47) |
| N.C. State | -- |
| Texas | Wolff - (20) (27) (45) |
| Kansas State | Wolff - (51) (39) 42 |
| Oklahoma State | -- |
| West Virginia | -- |
| Baylor | -- |
| TCU | -- |
| Kansas | -- |
| Iowa State | -- |
| Oklahoma | -- |

PUNTING

| | |
|---------------------|--------------|
| Number-Avg./120/50+ | #31 McNamara |
| Murray State | 4-45.8/183/2 |
| Houston | 4-44.5/178/1 |
| N.C. State | 6/41.2/247/1 |
| Texas | 2-42.5/--/59 |
| Kansas State | 3-45.3/136/1 |
| Oklahoma State | -- |
| West Virginia | -- |
| Baylor | -- |
| TCU | -- |
| Kansas | -- |
| Iowa State | -- |
| Oklahoma | -- |

GAME RECAPS - GAME 1

| | | | | | | |
|--------------|----|----|----|---|---|----|
| Murray State | 3 | 7 | 0 | 0 | - | 10 |
| Texas Tech | 14 | 28 | 14 | 7 | - | 63 |

Jones AT&T Stadium | Lubbock, Texas | 7 p.m. | Big 12 Now on ESPN+ | Attendance: 58,823



TEXAS TECH ROUTS MURRAY STATE 63-10 IN MCGUIRE'S DEBUT

LUBBOCK, Texas (AP) — Donovan Smith came off the bench to throw four touchdown passes, Tahj Brooks ran for three scores and Texas Tech blew out lower-division Murray State 63-10 in coach Joey McGuire's debut Saturday night.

Smith had scoring tosses on his first two passes after replacing Tyler Shough in the first half. McGuire indicated he planned to play both, but said at halftime Shough was injured and probably wouldn't return. Shough was on the sideline in the second half with a sling on his left (non-throwing) shoulder.

Brooks finished with 50 yards and scoring runs of 14, 3 and 23 yards, the last giving the Red Raiders a 42-10 lead late in the first half on the way to their 23rd consecutive victory in a home opener.

Texas Tech's first meeting with Murray State and 20th consecutive victory over an FCS opponent was similar to the lower-division matchups from 2010-19, when the average margin of victory was 40 points

McGuire, a lifelong Texan who was a Baylor assistant the past five years after winning three Texas high school state championships, didn't have to worry for long about becoming the fifth consecutive Texas Tech coach since 2000 to win his opener.

Murray State quarterback DJ Williams, the Ohio Valley Conference freshman of the year last season, sustained an apparent right leg injury on the final play of the first half.

Williams was scrambling before setting up to throw with the Racers trying to get a touchdown as time ran out before the break, and his right leg buckled as he lost control of the ball and crumpled to the turf. Williams was helped off the field, unable to put any pressure on his right leg.

Loic Fouonji and Jerand Bradley had two touchdown catches apiece. Fouonji opened the scoring on a 30-yard catch from Shough before Smith's first TD toss, a 30-yarder to Bradley.

Fouonji's 39-yard catch from Smith gave Texas Tech a 28-10 lead early in the second quarter, and Bradley's 14-yard scoring grab made it 56-10 early in the third.

Bradley, a sophomore, had his first career 100-yard game with 108 yards on six catches, and Fouonji finished with four catches for 77 yards.

Smith was 14 of 16 for 221 yards without an interception before getting replaced by Behren Morton in the third quarter. Shough was 6 of 10 for 154 yards as Texas Tech finished with 472 yards passing and 605 total.

| TEAM STATISTICS | MSU | TTU |
|--------------------------------------|--------------|--------------|
| FIRST DOWNS | 10 | 29 |
| RUSHES-NET YARDS (Avg/Rush) | 41-50 (1.9) | 29-133 (4.6) |
| PASSING YDS (Avg/Completion) | 208 (23.1) | 174 (17.5) |
| Passes Comp-Att-Int | 9-23-0 | 27-36-1 |
| TOTAL OFFENSE PLAYS-YARDS (Avg/Play) | 64-258 (4.0) | 65-605 (9.3) |
| Fumble Returns-Yards | 0-0 | 0-0 |
| Punt Returns-Yards | 1-0 | 5-55 |
| Kickoff Returns-Yards | 2-40 | 2-71 |
| Interception Returns-Yards | 1-0 | 0-0 |
| Punts (Number-Avg) | 12-39.5 | 4-45.8 |
| Fumbles-Lost | 1-0 | 2-0 |
| Penalties-Yards | 6-55 | 9-65 |
| Possession Time | 34:11 | 23:20 |
| Third-Down Conversions | 4 of 18 | 6 of 10 |
| Fourth-Down Conversions | 0 of 1 | 0 of 0 |
| Red-Zone Scores-Chances | 1-2 | 3-4 |
| Sacks By: Number-Yards | 1-13 | 4-21 |

GAME 2 ^{2 OT}

| | | | | | | | |
|----------------|---|----|---|----|---|---|----|
| No. 25 Houston | 0 | 3 | 7 | 10 | 7 | 3 | 30 |
| Texas Tech | 3 | 14 | 0 | 3 | 7 | 6 | 33 |

Jones AT&T Stadium | Lubbock, Texas | 3 p.m. | FS1 | Attendance: 56,271



SMITH'S HEROICS IN 2ND OT PUSH TECH PAST NO. 25 HOUSTON

LUBBOCK, Texas (AP) — Donovan Smith put Texas Tech at risk of losing with his arm. The sophomore quarterback rescued the Red Raiders with his legs.

Smith ran 9 yards for a touchdown in the second overtime, lifting Texas Tech to a 33-30 victory over No. 25 Houston on Saturday.

A back-and-forth finish ended with the Red Raiders (2-0) beating a ranked nonconference opponent in the regular season for the first time since 1989, a span of 14 games.

It was the last meeting between the former Southwest Conference rivals before they become league foes again when the Cougars move from the American Athletic to the Big 12 next year.

After Houston's Bubba Baxa opened the second OT with a 20-yard field goal, Smith broke into the open field and ran untouched to the end zone, sending Texas Tech students and fans streaming onto the field.

Baxa kicked a go-ahead 35-yard field goal with 37 seconds remaining in regulation after Gervarrius Owens returned Smith's third interception to the Texas Tech 21 in the final two minutes.

Smith answered with a 27-yard scramble on the next play, sparking a drive to a tying 47-yard field goal from Trey Wolff with three seconds to go. Wolff replaced Gino Garcia, who missed from 45 earlier in the fourth quarter.

"It's always what coach (Joey) McGuire preached, you could look at this game and that's exactly what he said, 'What's next?'" said Smith, who threw for 351 yards with three picks and six sacks that cut his rushing total from 86 to 28 yards.

"That's something I did this game. Everyone on the sideline was encouraging and, 'Hey, what's next? We got this, we don't got to worry about nothing.'"

The Cougars (1-1) erased a 17-3 halftime deficit, getting even early in the fourth quarter when Jayce Rogers stepped in front of a pass from Smith and returned it 54 yards for a TD. Still, Houston's 12-game regular-season winning streak ended.

Houston had 11 penalties for 121 yards, including two personal fouls on the same possession that twice let the Red Raiders keep the ball when the Cougars would have taken possession in the first half.

| TEAM STATISTICS | UH | TTU |
|--------------------------------------|--------------|---------------|
| FIRST DOWNS | 16 | 35 |
| RUSHES-NET YARDS (Avg/Rush) | 29-87 (3.0) | 44-118 (2.7) |
| PASSING YDS (Avg/Completion) | 266 (13.3) | 350 (9.7) |
| Passes Comp-Att-Int | 20-39-1 | 36-59-3 |
| TOTAL OFFENSE PLAYS-YARDS (Avg/Play) | 68-353 (5.2) | 103-468 (4.5) |
| Fumble Returns-Yards | 0-0 | 0-0 |
| Punt Returns-Yards | 1-35 | 2-2 |
| Kickoff Returns-Yards | 2-40 | 1-19 |
| Interception Returns-Yards | 3-115 | 1-11 |
| Punts (Number-Avg) | 5-51.4 | 4-44.5 |
| Fumbles-Lost | 1-1 | 2-0 |
| Penalties-Yards | 11-121 | 6-45 |
| Possession Time | 19:41 | 34:27 |
| Third-Down Conversions | 5 of 16 | 5 of 18 |
| Fourth-Down Conversions | 0 of 1 | 2 of 3 |
| Red-Zone Scores-Chances | 5-6 | 3-4 |
| Sacks By: Number-Yards | 6-49 | 2-16 |

GAME 3

| | | | | | | |
|-----------------|---|----|---|---|---|----|
| Texas Tech | 0 | 7 | 0 | 7 | - | 14 |
| No. 16 NC State | 6 | 14 | 0 | 7 | - | 27 |

Carter-Finley Stadium | Raleigh, N.C. | 7 p.m. (ET) | ESPN 2 | Attendance: 56,919



TEXAS TECH FALLS AT NO. 16 NC STATE, 27-14

RALEIGH, N.C. (AP) -- Aydan White returned one of his two interceptions 84 yards for a touchdown to lead a strong defensive effort that carried No. 16 North Carolina State past Texas Tech, 27-14 on Saturday night.

Facing the Bowl Subdivision's top passing offense, N.C. State's veteran defense harassed quarterback Donovan Smith and shut down any ground game the Red Raiders tried to muster. The highlight was White's fourth-down pick of Smith's overthrown second-quarter ball, with White taking the interception down the left side with three teammates sprinting to escort him all the way to the end zone.

White also had a sack on a cornerback blitz, one of four for the Wolfpack (3-0). Jakeen Harris came up with a fourth-down interception near midfield with 8:38 left as Texas Tech (2-1) tried to make a late push.

The defensive effort offset a shaky day by the Wolfpack's offense, which had its own troubles with stalled drives and score-negating mistakes. Demie Sumo-Karngbaye — who lost a sure TD catch when he was stripped near the goal line and fumbled out of the end zone — scored twice, the second on a 38-yard catch off a trick-play pass from Thayer Thomas for a 27-7 lead early in the fourth.

Smith ran and threw for scores to lead the Red Raiders, as his 3-yard keeper cut the deficit to 27-14. But after Texas Tech forced a three-and-out to get the ball back, Smith fired incomplete on three straight passes before Harris picked him off over the middle to keep the Wolfpack in control.

The Red Raiders elevated expectations for first-year coach Joey McGuire, whose team was picked to finish ninth in the 10-team Big 12 but upset a ranked Houston team last weekend. The defense made things difficult on the Wolfpack. But the team didn't get its offense going until falling behind and lost a muffed punt to go with its three picks.

N.C. State: Much of the attention has focused on the presence of preseason Atlantic Coast Conference player of the year Devin Leary at quarterback. But the defense that returned 10 starters from a unit that ranked 14th in FBS in scoring defense (19.7) and 21st in total defense (331.6 yards) carried this win as N.C. State managed 270 total yards. Lineman C.J. Clark had two sacks while the Wolfpack smothered the Red Raiders' rushing game by allowing 54 yards on 26 carries.

Texas Tech linebacker Bryce Ramirez was carted off in the first quarter with a serious leg injury. He was injured when teammates tackled Wolfpack running back Jordan Houston, with the pile rolling over Ramirez's left leg that was planted in the turf. The leg was twisted abnormally as he laid on the grass, with team training staffers using a towel to cover the lower left leg as they began treating him. He was later taken to a hospital trauma center.

| TEAM STATISTICS | TTU | NC State |
|--------------------------------------|--------------|--------------|
| FIRST DOWNS | 20 | 15 |
| RUSHES-NET YARDS (Avg/Rush) | 26-54 (2.1) | 37-111 (3.0) |
| PASSING YDS (Avg/Completion) | 299 (12.0) | 159 (9.9) |
| Passes Comp-Att-Int | 25-43-3 | 16-24-0 |
| TOTAL OFFENSE PLAYS-YARDS (Avg/Play) | 69-353 (5.1) | 61-270 (4.4) |
| Fumble Returns-Yards | 0-0 | 0-0 |
| Punt Returns-Yards | 2-6 | 0-0 |
| Kickoff Returns-Yards | 5-98 | 0-0 |
| Interception Returns-Yards | 0-0 | 3-84 |
| Punts (Number-Avg) | 6-41.2 | 7-38.9 |
| Fumbles-Lost | 1-1 | 1-1 |
| Penalties-Yards | 7-69 | 9-74 |
| Possession Time | 25:33 | 33:04 |
| Third-Down Conversions | 2 of 12 | 6 of 16 |
| Fourth-Down Conversions | 1 of 4 | 1 of 1 |
| Red-Zone Scores-Chances | 1-1 | 2-2 |
| Sacks By: Number-Yards | 2-11 | 4-26 |

GAME 4 OT

| | | | | | | |
|--------------|----|----|----|----|---|----|
| No. 22 Texas | 10 | 14 | 7 | 3 | 0 | 34 |
| Texas Tech | 7 | 7 | 10 | 10 | 3 | 37 |

Jones AT&T Stadium | Lubbock, Texas | 2:30 p.m. | ESPN | Attendance: 60, 975



WOLFF OVERTIME FIELD GOAL PUSHES TEXAS TECH PAST NO. 22 TEXAS, 37-34

LUBBOCK, Texas – Texas Tech fans flooded the field in celebration for the second straight home game after Trey Wolff drilled a 20-yard field goal for a 37-34 overtime win over No. 22 Texas on Saturday at a sold-out Jones AT&T Stadium.

The Red Raiders (3-1, 1-0 Big 12) opened Big 12 play with the thrilling overtime victory over the Longhorns (2-2, 0-1 Big 12) after Wolff had given Tech a 34-31 lead with a 45-yard field goal with 21 seconds remaining in regulation. Texas drove down the field in three plays and hit a 48-yard field goal to force overtime but would see running back Bijan Robinson fumble after a hit by Krishon Merriweather on the first play of overtime. Reggie Pearson Jr., who had an interception earlier in the game, recovered the fumble to set Tech up to win the game.

Tech trailed 24-14 at halftime after the Longhorns scored two touchdowns in the final six minutes of the half. The Red Raiders had led 14-10 after a Smith touchdown pass to Brooks before Texas regained momentum to scored on its final two possessions. Smith threw for 104 yards and a touchdown on 18-for-23 passing in the first half along with rushing for one touchdown and running for 14 yards on three carries. Thompson led Tech with 35 yards rushing on nine rushes, while Brooks had 29 yards on five carries and Price had six receptions for 38 yards going into the second half. Texas had 229 of total offense in the first half led by Card who was 13-for-18 passing with 168 yards and one touchdown.

The Red Raiders trailed by 10 at the break after they had taken their first lead of the game at 14-10 after a 17-yard touchdown pass from Smith to Brooks with 12:06 remaining in the second quarter. The screen pass to the home sideline came on a 2nd and 10 and capped a 13-play, 83-yard drive.

Tech seemed to grab momentum with Pearson picking off a pass from Card at the 20 and returned it 25 yards to the Tech 45-yardline on the next possession. A three-and out by the Red Raiders was followed the Longhorns regaining the lead at 17-14 on a 39-yard connection between Card and Worthy with 6:07 remaining until halftime. The lead grew to 24-14 on an 8-yard touchdown run by Robinson with 24 seconds remaining in the opening half. Robinson's run had him at 44 yards rushing on six carries in the first half.

Both teams opened the game with first-drive touchdowns with Robinson hauling in a 35-yard touchdown pass from Card on the Longhorns opening possession followed by Smith running it in from 4 yards out for the first Red Raider touchdown. Smith's touchdown came on 4th and 5 to complete an 18-play, 75-yard drive. It was his third rushing touchdown of the season and sixth of his career.

| TEAM STATISTICS | UT | TTU |
|--------------------------------------|--------------|---------------|
| FIRST DOWNS | 20 | 31 |
| RUSHES-NET YARDS (Avg/Rush) | 30-149 (5.0) | 44-148 (3.4) |
| PASSING YDS (Avg/Completion) | 242 (12.0) | 312 (8.2) |
| Passes Comp-Att-Int | 20-30-1 | 38-56-0 |
| TOTAL OFFENSE PLAYS-YARDS (Avg/Play) | 60-383 (6.4) | 100-460 (4.6) |
| Fumble Returns-Yards | 0-0 | 0-0 |
| Punt Returns-Yards | 1-7 | 0-0 |
| Kickoff Returns-Yards | 1-30 | 3-66 |
| Interception Returns-Yards | 0-0 | 1-25 |
| Punts (Number-Avg) | 3-27.3 | 2-42.5 |
| Fumbles-Lost | 1-1 | 0-0 |
| Penalties-Yards | 5-42 | 5-31 |
| Possession Time | 24:06 | 35:54 |
| Third-Down Conversions | 3 of 9 | 7 of 20 |
| Fourth-Down Conversions | 1 of 2 | 6 of 8 |
| Red-Zone Scores-Chances | 2-2 | 6-8 |
| Sacks By: Number-Yards | 2-3 | 1-6 |

GAME 5

| | | | | | | |
|----------------|----|----|----|----|---|----|
| Texas Tech | 0 | 10 | 10 | 8 | - | 28 |
| No. 25 K-State | 13 | 0 | 7 | 17 | - | 37 |

Bill Snyder Family Stadium | Manhattan, Kan. | 11 a.m. | ESPN+ | Attendance: 50,782



TECH COMES UP SHORT AT NO. 25 K-STATE

MANHATTAN, Kan. (AP) -- Adrian Martinez rushed for 171 yards and three touchdowns and threw for another score, leading No. 25 Kansas State past Texas Tech 37-28 on Saturday.

Martinez was 12-for-19 passing for 116 yards for Kansas State (4-1, 2-0 Big 12), while Deuce Vaughn had 170 rushing yards for the Wildcats, who extended their winning streak against the Red Raiders to seven games. Donovan Smith was 34-for-48 passing for 359 yards and two TDs for Texas Tech (3-2, 1-1). Smith also rushed for a touchdown.

Tech cut the lead to 13-7 with 1:24 left in the first half. After gaining just 48 yards of total offense, the Red Raiders went 86 yards on nine plays, capped by a 6-yard touchdown pass from Smith to Nehemiah Martinez. Trey Wolff kicked a 51-yard field goal for Tech before the break, then tied the score at 20-20 with a 39-yard field goal midway through the third quarter.

K-State answered with its second two-play drive of the game. Vaughn ran 69 yards to the Tech 8-yard line on the first play after the kickoff. Following an offensive holding penalty, Martinez found Phillip Brooks with an 18-yard touchdown pass.

The lead didn't last long, as Smith hit Xavier White with a 12-yard touchdown pass to cap a seven-play, 75-yard drive. Wolff missed a 42-yard field goal, denying Tech its first lead of the game.

Martinez then scored on his second big run of the day, 69 yards untouched up the middle of the field. Tennant's 32-yard field goal gave the Wildcats a 30-20 lead with 9:07 left. A fumble on the next series gave K-State the ball at the Tech 27-yard line and the Wildcats iced the game with Martinez's third rushing touchdown.

Smith scored from 3 yards out for Tech's final touchdown with 2:23 left.

| TEAM STATISTICS | TTU | K-STATE |
|--------------------------------------|---------------|--------------|
| FIRST DOWNS | 26 | 15 |
| RUSHES-NET YARDS (Avg/Rush) | 34-114 (53.4) | 39-343 (8.8) |
| PASSING YDS (Avg/Completion) | 359 (7.5) | 116 (6.1) |
| Passes Comp-Att-Int | 34-48-2 | 12-19-0 |
| TOTAL OFFENSE PLAYS-YARDS (Avg/Play) | 82-473 (5.8) | 58-459 (7.9) |
| Fumble Returns-Yards | 0-0 | 0-0 |
| Punt Returns-Yards | 1-7 | 1-9 |
| Kickoff Returns-Yards | 2-47 | 1-20 |
| Interception Returns-Yards | 0-0 | 2-0 |
| Punts (Number-Avg) | 3-45.3 | 5-36.8 |
| Fumbles-Lost | 2-2 | 1-2 |
| Penalties-Yards | 5-40 | 5-47 |
| Possession Time | 32:23 | 27:37 |
| Third-Down Conversions | 5 of 14 | 4 of 13 |
| Fourth-Down Conversions | 1 of 3 | 0 of 0 |
| Red-Zone Scores-Chances | 3-4 | 6-6 |
| Sacks By: Number-Yards | 3-23 | 6-27 |

MEDIA INFORMATION



MATT DOWDY

Assistant A.D.
806-928-5190

matt.dowdy@ttu.edu



MATT BURKHOLDER

Associate Director
559-862-3771

matt.burkholder@ttu.edu



CHRIS DUARTE

Assistant Director
954-937-3254

chris.duarte@ttu.edu

TEXAS TECH ATHLETICS COMMUNICATIONS
East Stadium Building, Jones AT&T Stadium (Third Floor)
Office: (806) 742-2770 • Fax: (806) 742-1970
2508 6th Street • Lubbock, TX 79409
www.TexasTech.com/Media



CREDENTIAL REQUESTS

Please direct all credential requests to the online credential portal located at www.sportssystem.com/TexasTech. Confirmation of your request will be made upon review by Matt Dowdy. Credentials are limited to members of the working media who are assigned to cover Texas Tech Football. Credentials must be requested online by 5 p.m. Tuesday each week. All requests will be held for pickup until 5 p.m. Friday at the Athletics Communications office (third floor of Whitacre Athletic Center, East Stadium Building). Credentials not picked up by 5 p.m. Friday will be available at Media Will Call located on the northwest side of Jones AT&T Stadium.

No credentials will be issued to any website that is not deemed to have adequate editorial oversight, or does not follow traditional journalistic ethics protocols. Credentials will not be approved to anyone who writes or posts under an alias. Please note that Texas Tech Athletics does not grant credential requests to freelance photographers. It is not always possible to accommodate all requests. No one under 18 years of age will be issued a credential without prior approval. Credentials are non-transferable and may be revoked at any time.

WEEKLY MEDIA LUNCHEON

During the season, Texas Tech head coach Joey McGuire will host a weekly media luncheon inside the Football Training Facility, located next to Jones AT&T Stadium. The event will be held each Monday during the regular season, excluding the bye week. McGuire will be joined each week by defensive coordinator Tim DeRuyter and offensive coordinator Zach Kittley. Lunch will be served at noon each Monday followed by a 1 p.m. press conference.

WEEKLY AVAILABILITY SCHEDULE

In addition to the Monday press conference, select student-athletes will be available following practice each Tuesday inside the Sports Performance Center. Practice is expected to conclude around 10:30 a.m. each week with interviews to follow. All specific student-athlete requests should be submitted by 10 a.m. Monday each week during the season.

INTERVIEW REQUESTS

Please direct all interview requests for head coach Joey McGuire, members of the Texas Tech coaching staff and student-athletes to Matt Dowdy. Contacting student-athletes or coaches directly through text message or social media is strictly prohibited and could result in loss of credentials.

USE OF TEXAS TECH PHOTOGRAPHY

The use of Texas Tech photos is prohibited without prior approval from the athletics communications office. Texas Tech does not grant permission for use of its photos for social media content purposes. Texas Tech will provide courtesy headshots and action shots upon requests for editorial purposes.

VIDEO HIGHLIGHTS/NEWS CONFERENCE

Video from news conferences and games will be available to the media via YouTube. Broadcast quality video footage (game highlights, post-practice interviews, post-game interviews, etc) are available by request through the athletics communications office.

TEXAS TECH PRACTICE SCHEDULE

Sunday - 7:45 p.m.

Monday - OFF DAY

Tuesday - 8:10 a.m.

Wednesday - 3:50 p.m.

Thursday - 9:30 a.m.

Friday - TBD

PHOTO REQUESTS

Please submit your requests to Chris Duarte.

COLLEGE PRESSBOX.COM

Collegepressbox is the official media website for Division I football. Access and download game notes, quotes, statistics, media guides, headshots, logos and more for all FBS schools, conferences, postseason games, awards and the College Football Playoff. For access, please register for an account at collegepressbox.com/register.

LIVE STREAMING

Live video streaming of any Texas Tech Athletics event, including news conferences, on ANY social media platform is strictly prohibited without prior approval from the athletics communications office.

USE OF AUDIO/VIDEO

Any media entity collecting any sort of "video or audio materials" (film, traditional video or audio, digital video or audio, photos, etc.) from Texas Tech University Athletics game events or press conference/media events may use that material only for traditional television newscasts, web-based or print coverage, or other electronic transmission as approved by the University in writing, with a limitation of up to three (3) minutes in length from any single event. Such media entity may not offer any live video, audio or other coverage of the event without the advance, written permission of Texas Tech University Athletics. This policy includes all games, matches and events involving any of Texas Tech's athletic programs. It includes all media events -- press conferences, pre/post-practice interviews and pre/post-game interviews. An exception would be a one-on-one interview arranged through the Texas Tech Athletics Communications office with a Texas Tech, coach, athlete or administrator.

TEXAS TECH SPORTS NETWORK

The Texas Tech Sports Network from Learfield Sports will carry all the exciting action of Red Raider Football beginning with the season opener with Sam Houston State and all the way through the bowl season. Brian Jensen (play-by-play) and John Harris (color analyst) return to the broadcast booth and will be joined on the sidelines by Chris Level (sidelines).

2022 RED RAIDER FOOTBALL AFFILIATES

| CITY | STATION | FREQUENCY |
|-----------------|----------|-----------|
| Abilene/Haskell | KVRP-FM | 97.1 |
| Alpine | KVLF-AM | 1240 |
| Amarillo | KARX-FM | 95.7 |
| Amarillo | KPUR-AM | 1440 |
| Andrews | KACT-AM | 1360 |
| Andrews | KACT-FM | 105.5 |
| Artesia, N.M. | KSVP-AM | 990 |
| Austin | KOKE-AM | 1600 |
| Big Spring | KBST-FM | 95.7 |
| Brady | KNEL-FM | 95.3 |
| Breckenridge | KLXK-FM | 93.5 |
| Brownwood | KQBZ-FM | 96.9 |
| Dallas | KFXR-AM | 1190 |
| El Paso | KHEY-AM | 1380 |
| Fredericksburg | KNAF-AM | 910 |
| Hereford | KPAN-AM | 860 |
| Hereford | KPAN-FM | 106.3 |
| Hobbs, N.M. | KHOB-AM | 1390 |
| Houston | KKHT-FM | 100.7 |
| Junction | KMBL-AM | 1450 |
| Lamesa | KPET-AM | 690 |
| Lamesa | KPET-FM | 105.1 |
| Lampasas | KACQ-FM | 101.9 |
| Lampasas | KCYL-AM | 1450 |
| Lubbock | KTTU-FM | 97.3 |
| Lubbock | KXTQ-FM | 100.7 |
| Lubbock | KJTV-AM | 950 |
| Lubbock | KXQT-FM | 106.5 |
| Memphis | KLRS-FM | 105.3 |
| Midland/Odessa | KCRS-AM | 550 |
| Odessa | KCRS-FM | 95.5 |
| Pecos | KDNZ-FM | 97.3 |
| Perryton | KEYE-AM | 1400 |
| Perryton | KEYE-FM | 93.7 |
| Plainview | KREW-AM | 1400 |
| San Angelo | KLDE-FM | 105.3 |
| San Antonio | KZDC-AM | 1250 |
| San Antonio | KZDC-FM | 94.5 |
| Seminole | KSEM-FM | 106.3 |
| Seymour | KSEY-FM | 94.3 |
| Seymour | KSEY-AM | 1230 |
| Snyder | KGWG-FM | 91.1 |
| Sweetwater | KSST-AM | 1240 |
| Tyler | KTBB-AM | 600 |
| Tyler | KYZS-AM | 1490 |
| Waco | KWBT-HD2 | 94.5 |

SATELLITE RADIO

| | |
|-----------------|---------------------|
| Sirius XM Radio | 135 or 199 |
| XM App | 953 |
| Varsity App | Search "Texas Tech" |

collegepressbox
SINCE 2005 EVERYTHING BUT THE PREGAME MEAL

COVERING THE RED RAIDERS

| | | | | | | |
|---|--|---|--|--|---|--|
| 3 MONDAY MEDIA LUNCHEON 11:30 a.m. PRESS CONFERENCE 12:30 p.m. | 4 TUESDAY MEDIA AVAILABILITY 10:15 a.m. Sports Performance Center | 5 WEDNESDAY NO AVAILABILITY | 6 THURSDAY MCGUIRE RADIO SHOW 6-7 p.m. Rudy's Country Store | 7 FRIDAY NO AVAILABILITY | 8 SATURDAY TECH at Oklahoma State 2:30 p.m. CT Boone Pickens Stadium | 9 SUNDAY NO AVAILABILITY |
|---|--|---|--|--|---|--|