

TEXAS TECH BASKETBALL NOTES

18 NCAA TOURNAMENT APPEARANCES

1954 • 1956 • 1961 • 1962 • 1973 • 1976 • 1985 • 1986 • 1993 • 1996 • 2002 • 2004 • 2005 • 2007 • 2016 • 2018 • 2019 • 2021

2019 NCAA NATIONAL RUNNER-UP
Big 12 Champions: 2019
NCAA Final Four: 2019
NCAA Elite Eight: 2018, 2019
NCAA Sweet 16: 1996, 2005, 2018, 2019



G17

NO. 19 TEXAS TECH (13-3, 3-1) AT KANSAS STATE (8-7, 0-4)

SATURDAY, JAN. 15, 2022 • 11 A.M. • MANHATTAN • BRAMLAGE COLISEUM
SOCIAL MEDIA: @TEXASTECHMBB • TV: ESPN2 • RADIO: DOUBLE T 97.3 FM • LUBBOCK



SERIES HISTORY

OVERALL: Kansas State leads 24-22
IN MANHATTAN: Kansas State leads 16-6
LAST MEETING: Tech won 73-62 (2/6/2021 - in Manhattan)
NOTE: Texas Tech has won four in a row over the Wildcats after sweeping the series the past two seasons. The Red Raiders have won eight of the last 10 meetings in the series. TTU and KSU were the 2019 Big 12 Co-Champions.

UP NEXT: vs. Iowa State

8 p.m., Tuesday, January 18, 2022 • ESPN2
Lubbock, Texas • United Supermarkets Arena

MATCHUP BREAKDOWN

No. 19 TEXAS TECH RED RAIDERS

2021-22 Record 13-3 • 3-1 Big 12 • W3
Last Game Won 78-57 against Oklahoma State (1/13)
2021-22 Stats 75.0 PPG • 47.9 FG% • 33.2 3FG% • 66.1 FT% • 39.1 RPG
2021-22 Ranking AP: 19; USA TODAY: 19
Head Coach Mark Adams (13-3 TTU • 567-227 Overall • 165-133 NCAA)

TEXAS TECH LEADERS

Scoring Kevin McCullar • 12.8 PPG • 154 points
Rebounding Kevin McCullar • 5.9 RPG • 71 rebounds
Assists Kevin McCullar • 3.7 APG • 44 assists
Blocks Daniel Batcho • 0.7 BPG • 10 blocks
Steals Davion Warren • 1.4 SPG • 23 steals

KANSAS STATE WILDCATS

2021-22 Record 8-7 • 0-4 Big 12 • L4
Last Game Lost 60-57 to TCU in Manhattan (1/12)
2021-22 Stats 68.7 PPG • 42.8 FG% • 34.1 3FG% • 73.0 FT% • 36.4 RPG
2021-22 Ranking AP: NR; USA TODAY: NR
Head Coach Bruce Weber

KANSAS STATE LEADERS

Scoring Nijel Pack • 15.5 PPG • 202 points
Rebounding Mark Smith • 8.5 RPG • 127 rebounds
Assists Markquis Nowell • 5.2 APG • 68 assists
Blocks Davion Bradford • 0.5 BPG • 6 blocks
Steals Markquis Nowell • 2.4 SPG • 31 steals

2021-22 SCHEDULE - RESULTS

NOVEMBER (6-0 RECORD)

- 9 North Florida • W, 89-74 • Lubbock, Texas
- 12 Grambling State • W, 88-62 • Lubbock, Texas
- 15 Prairie View A&M • W, 84-49 • Lubbock, Texas
- 20 vs. Incarnate Word • W, 84-62 • South Padre Island
- 23 Omaha • W, 96-40 • Lubbock, Texas
- 27 Lamar • W, 89-57 • Lubbock, Texas

DECEMBER (4-2 RECORD)

- 1 at Providence College • L, 72-68 • Providence, RI
- 7 vs. No. 13 Tennessee • W, 57-52 (OT) • New York
- 14 Arkansas State • W, 75-62 • Lubbock, Texas
- 18 vs. No. 5 Gonzaga • L, 69-55 • Phoenix, Arizona
- 22 Eastern Washington • W, 78-46 • Lubbock, Texas
- 28 Alabama State • W, 75-53 • Lubbock, Texas

JANUARY (3-1 RECORD)

- 5 at No. 11 Iowa State • L, 51-47 • Ames, Iowa
- 8 No. 6 Kansas • W, 75-67 • Lubbock, Texas
- 11 at No. 1 Baylor • W, 65-62 • Waco, Texas
- 13 Oklahoma State • W, 78-57 • Lubbock, Texas
- 15 at Kansas State • 11 a.m. • Manhattan, Kansas
- 18 Iowa State • 8 p.m. • Lubbock, Texas
- 22 West Virginia • 11 a.m. • Lubbock, Texas
- 24 at Kansas • 8 p.m. • Lawrence, Kansas
- 29 Mississippi State • 5 p.m. • Lubbock, Texas

FEBRUARY (0-0)

- 1 Texas • 8 p.m. • Lubbock, Texas
- 5 at West Virginia • 11 or 1 • Morgantown, West Virginia
- 9 at Oklahoma • 8 p.m. • Norman, Oklahoma
- 12 TCU • 3 p.m. • Lubbock, Texas
- 16 Baylor • 8 p.m. • Lubbock, Texas
- 19 at Texas • 11:30 a.m. • Austin, Texas
- 22 Oklahoma • 7 p.m. • Lubbock, Texas
- 26 at TCU • 5 p.m. • Fort Worth, Texas
- 28 Kansas State • 8 p.m. • Lubbock, Texas

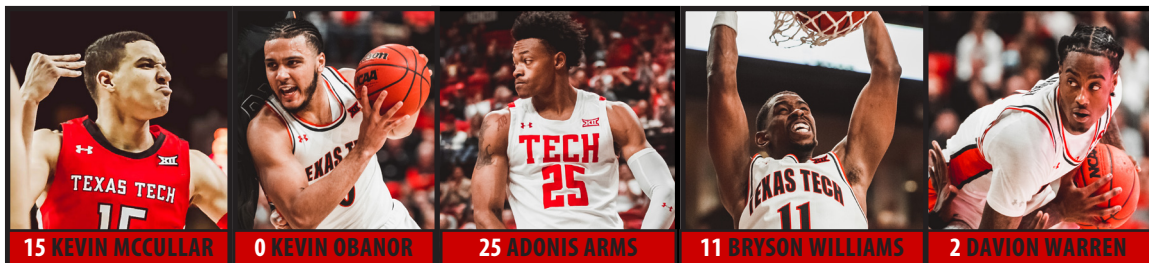
MARCH (0-0)

- 5 at Oklahoma State • 2 p.m. • Stillwater, Oklahoma
- 9-12 Big 12 Championship • Kansas City
- 15-16 NCAA First Four • Dayton, Ohio
- 17-20 NCAA First/Second Rounds • TBD
- 24-27 NCAA Sweet 16 & Elite 8 • TBD

APRIL (NCAA CHAMPIONSHIP)

- 2 Final Four • New Orleans
- 4 NCAA Championship Final • New Orleans

TWITTER & INSTAGRAM: @TEXASTECHMBB
FACEBOOK.COM/TEXASTECHMBB



STARTING 5 in 78-57 win over Oklahoma State (3-1 AS A STARTING UNIT)

TEXAS TECH Overall Record: 13-3 • Home Record: 10-0 • Road Record: 1-2 • Neutral Court Record: 2-1 • Streak: W3 • Big 12 Record: 3-1 • Non-Conference Record: 10-2

0 KEVIN OBANOR | F | 6-8 | 235 | SR-TR | HOUSTON, TEXAS (ORAL ROBERTS) | VS. OKLAHOMA STATE: 17 POINTS (TEAM HIGH), 2 STEALS

Played 3 seasons at ORU... Career: 1,456 points/763 rebounds... Averaged 18.7 ppg./9.6 rpg. last year at ORU... 30 career double-doubles... 2 years of eligibility remaining.

1 TERRENCE SHANNON | G | 6-6 | 210 | JR-2L | CHICAGO (LINCOLN PARK HS) | VS. OKLAHOMA STATE: DNP

2021 All-Big 12 Third Team... Career: 730 points... 2nd on team with 12.9 ppg. in 2020-21... 2021 Erving Award Finalist... 2022 Wooden, Naismith & West Award Watch List.

2 DAVION WARREN | G | 6-6 | 210 | SR-TR | BUFFALO, NEW YORK (HAMPTON & OLNEY) | VS. OKLAHOMA STATE: 12 POINTS, 3 ASSISTS

Scored 21.2 points per game (13th most nationally) at Hampton last season... Career: 1,763 points... 2021 Big South All-Conference... 1 year of eligibility remaining.

3 CLARENCE NADOLNY | G | 6-3 | 190 | JR-2L | MONTREUIL, FRANCE (OUR SAVIOR NA) | VS. OKLAHOMA STATE: 3 STEALS (TEAM HIGH), 2 POINTS

Scored career-high 17 against Kansas... Made first career start at Iowa State... Averaged 1.8 ppg, 1.1 rpg. as a sophomore... Academic All-Big 12... 3 years of eligibility remaining.

4 DANIEL BATCHO | F | 6-11 | 245 | R-FR-TR | PARIS, FRANCE (ARIZONA) | VS. OKLAHOMA STATE: 2 REBOUNDS, 1 BLOCK

Redshirt freshman who sat out last season at Arizona... Recorded career-high 11 rebounds in win over Tennessee... 4 years of eligibility remaining.

10 ETHAN DUNCAN | G | 6-0 | 160 | FR-HS | LUBBOCK, TEXAS (TRINITY CHRISTIAN)

Will redshirt with injury this season... 4-time All-State selection in high school... Averaged 27 points per game as a senior... School's all-time scoring/assist leader.

11 BRYSON WILLIAMS | F | 6-8 | 250 | SR-TR | FRESNO, CAL. (UTEP & FRESNO STATE) | VS. OKLAHOMA STATE: 11 POINTS, 6 REBOUNDS

Has scored 1,807 points along with 818 rebounds in his career... Averaged 15.1/7.4 last season at UTEP... Started career at Fresno State... 1 year of eligibility remaining.

13 MYLIK WILSON | G | 6-3 | 175 | JR-TR | RAYVILLE, LOUISIANA (LOUISIANA-LAFAYETTE) | VS. OKLAHOMA STATE: 4 POINTS, 1 ASSIST

Returned against KU after missing 5 games... Averaged 12.9 pts, 5.5 reb, 3.2 assists and 2.0 steals (2021)... Louisiana HS POY... Career: 200 assists... 3 years of eligibility remaining.

14 MARCUS SANTOS-SILVA | F | 6-8 | 245 | SR-1L | TAUNTON, MASSACHUSETTS (VCU) | VS. OKLAHOMA STATE: 10 POINTS, 10 REBOUNDS (TEAM HIGH)

Second season at TTU after three years at VCU... Led team with 6.4 rpg. and 32 blocks last season... Career: 1,154 points/870 rebounds... 1 year of eligibility remaining.

15 KEVIN MCCULLAR | G | 6-6 | 205 | R-JR-2L | SAN ANTONIO (CONVERSE WAGNER HS) | VS. OKLAHOMA STATE: 7 POINTS, 4 ASSISTS, 4 REBOUNDS

2021 All-Big 12 Honorable Mention (10.4 ppg., 6.3 rpg.)... Career: 536 points, 289 rebounds... Redshirt during Final Four run... Academic All-Big 12... 3 years of eligibility

21 KJ ALLEN | F | 6-6 | 255 | SO-TR | LOS ANGELES, CALIFORNIA (EAST LOS ANGELES COLLEGE) | VS. OKLAHOMA STATE: 2 POINTS

1st signee for Mark Adams (April 19, 2021)... Averaged 18.5 points and 9.3 rebounds at ELAC... Appeared on Netflix's Last Chance U: Basketball... 3 years of eligibility remaining.

23 CHIBUZO AGBO | G | 6-7 | 215 | SOPH.-1L | SAN DIEGO, CALIFORNIA (ST. AUGUSTINE'S HS) | VS. OKLAHOMA STATE: 0 POINTS

Scored 6 points with two 3-pointers against Arkansas in NCAA Tournament... 2.0 ppg. as freshman, big free throws against Texas in home win... 4 years of eligibility remaining.

25 ADONIS ARMS | G | 6-6 | 205 | SR-TR | MILWAUKEE (WINTHROP / NW NAZARENE / MESA CC) | VS. OKLAHOMA STATE: 13 POINTS, 3 REBOUNDS

Averaged 10.4 points and 4.5 rebounds at Winthrop in a reserve role for an NCAA Tournament team... 1 year of eligibility remaining... Career: 1,503 points

2021-22 BIG12SPORTS.COM

TEAM	BIG 12	PCT.	HOME	AWAY	STREAK	OVERALL	PCT.	HOME	AWAY	NEUTRAL	STREAK
Baylor	3-1	0.750	1-1	2-0	L1	15-1	0.938	9-1	3-0	3-0	L1
Texas	3-1	0.750	2-0	1-1	W1	13-3	0.813	11-0	1-3	1-0	W1
Texas Tech	3-1	0.750	2-0	1-1	W3	13-3	0.813	10-0	1-2	2-1	W3
Kansas	2-1	0.667	1-0	1-1	W1	13-2	0.867	9-1	3-1	1-0	W1
West Virginia	2-1	0.667	2-0	0-1	W2	13-2	0.867	10-0	0-1	3-1	W2
Oklahoma	2-2	0.500	2-0	0-2	L1	12-4	0.750	8-1	1-2	3-1	L1
TCU	1-1	0.500	0-1	1-0	W1	11-2	0.846	6-1	2-0	3-1	W1
Iowa State	1-3	0.250	1-1	0-2	L2	13-3	0.813	10-1	1-2	2-0	L2
Oklahoma State	1-3	0.250	1-1	0-2	L2	8-7	0.533	5-4	1-2	2-1	L2
Kansas State	0-4	0.000	0-2	0-2	L4	8-7	0.533	6-3	1-2	1-2	L4



0	Kevin Obanor	F	6-8	235	Sr-TR (R)	Houston, Texas (Oral Roberts)
1	Terrence Shannon, Jr.	G	6-6	215	Jr-2L	Chicago, Illinois (Lincoln Park HS)
2	Davion Warren	G	6-6	205	Sr-TR	Buffalo, New York (Hampton)
3	Clarence Nadolny	G	6-3	200	Jr-2L	Montreuil, France (Our Savior New American HS)
4	Daniel Batcho	F	6-11	235	Fr-TR (R)	Paris, France (Arizona)
10	Ethan Duncan	G	6-0	170	Fr-HS	Lubbock, Texas (Trinity Christian HS)
11	Bryson Williams	F	6-8	240	Sr-TR	Fresno, California (UTEP)
13	Mylik Wilson	G	6-3	175	Jr-TR	Rayville, Louisiana (Louisiana-Lafayette)
14	Marcus Santos-Silva	F	6-8	250	Sr-1L	Taunton, Massachusetts (VCU)
15	Kevin McCullar	G	6-6	210	Jr.-2L (R)	San Antonio, Texas (Converse Wagner HS)
21	KJ Allen	F	6-6	255	So-TR	Los Angeles, California (East Los Angeles College)
22	Austin Timperman	F	6-9	190	So-TR	The Woodlands, Texas (UTSA)
23	Chibuzo Agbo	G	6-7	220	So.-1L	San Diego, California (St. Augustine's HS)
25	Adonis Arms	G	6-5	200	Sr-TR	Milwaukee, Wisconsin (Winthrop)

HEAD COACH: Mark Adams

ASSISTANT COACHES: Barret Peery, Corey Williams, Talvin Hester

CHIEF OF STAFF: Rick Cooper

ADVISOR TO COACH ADAMS: Sean Sutton

ATHLETIC TRAINER: Mike Neal

STRENGTH & CONDITIONING COACH: Darby Rich

STRENGTH & CONDITIONING ASSISTANT: Damian De Santiago

PLAYER DEVELOPMENT: Darryl Dora, Matt Scherbenske

ASSISTANT DIRECTOR OF SPORTS OPERATIONS: Taylor Sinclair

DIRECTOR OF BASKETBALL OPERATIONS: Darren French

DIRECTOR OF SCOUTING: Darshawn McClellan

VIDEO COORDINATOR: George Neilson

EXECUTIVE ASSISTANT TO COACH ADAMS: Briana Whitaker

GRADUATE ASSISTANTS: Cooper Anderson, Tyson Batiste, Kavin Gilder-Tilbury, Nate Martin, Ty Nurse, Masahiro Yamaga

STUDENT ASSISTANTS: Cade Simmons, Jake Hirst, Beau Martin, Cole Wakefield, Marlei Burrowes, Kade Spears, Eric Seilthant, Kolton Trimier, Wyatt Young

PRONUNCIATION GUIDE

Kevin O-ban-er
 Day-V-on Warren
 Clarence Na-dole-knee
 Daniel Botch-O
 Bry-Son Williams
 Ma-leak Wilson
 Cha-booze-Oh Ag-bow

0



KEVIN OBANOR SENIOR | FORWARD | HOUSTON, TEXAS [oh-ban-er] vs. OKLAHOMA STATE: 17 POINTS (TEAM-HIGH), 2 STEALS

Games Played	Minutes/game	Points/game	FG Pct	3FG Pct	FT Pct	Rebounds/game	Assists/game	Turnovers/game	Assist/Turnover ratio	Steals/game	Blocks/game
16	25.0	9.4	43.3	34.3	69.6	4.9	0.8	1.0	0.8	0.4	0.1

1



TERRENCE SHANNON, JR. JUNIOR | GUARD | CHICAGO, ILLINOIS [tear-ence] vs. OKLAHOMA STATE: DNP

Games Played	Minutes/game	Points/game	FG Pct	3FG Pct	FT Pct	Rebounds/game	Assists/game	Turnovers/game	Assist/Turnover ratio	Steals/game	Blocks/game
6	26.5	14.3	47.5	35.5	85.0	3.2	2.2	2.3	0.9	1.0	0.2

2



DAVION WARREN SENIOR | GUARD | BUFFALO, NEW YORK [day-vee-on] vs. OKLAHOMA STATE: 12 POINTS, 3 ASSISTS, 4 REBOUNDS

Games Played	Minutes/game	Points/game	FG Pct	3FG Pct	FT Pct	Rebounds/game	Assists/game	Turnovers/game	Assist/Turnover ratio	Steals/game	Blocks/game
16	25.3	10.5	45.1	30.4	79.1	2.8	1.7	1.8	0.9	1.4	0.2

3



CLARENCE NADOLNY JUNIOR | GUARD | MONTREUIL, FRANCE [na-dole-knee] vs. OKLAHOMA STATE: 3 STEALS (TEAM-HIGH), 2 POINTS

Games Played	Minutes/game	Points/game	FG Pct	3FG Pct	FT Pct	Rebounds/game	Assists/game	Turnovers/game	Assist/Turnover ratio	Steals/game	Blocks/game
13	19.5	4.9	48.8	16.7	66.7	1.3	1.4	1.3	1.1	1.5	0.2

4



DANIEL BATCHO FRESHMAN | FORWARD | PARIS, FRANCE [batch-oh] vs. OKLAHOMA STATE: 2 REBOUNDS, 1 BLOCK

Games Played	Minutes/game	Points/game	FG Pct	3FG Pct	FT Pct	Rebounds/game	Assists/game	Turnovers/game	Assist/Turnover ratio	Steals/game	Blocks/game
15	12.2	3.2	70.8	0.0	60.9	4.1	0.6	0.6	1.0	0.1	0.7

11



BRYSON WILLIAMS SENIOR | FORWARD | FRESNO, CALIFORNIA vs. OKLAHOMA STATE: 11 POINTS, 6 REBOUNDS

Games Played	Minutes/game	Points/game	FG Pct	3FG Pct	FT Pct	Rebounds/game	Assists/game	Turnovers/game	Assist/Turnover ratio	Steals/game	Blocks/game
16	22.8	11.9	52.1	41.2	69.4	4.9	1.2	1.1	1.1	0.3	0.4

13



MYLIK WILSON JUNIOR | GUARD | RAYVILLE, LOUISIANA [ma-lique] vs. OKLAHOMA STATE: 4 POINTS, 1 ASSIST

Games Played	Minutes/game	Points/game	FG Pct	3FG Pct	FT Pct	Rebounds/game	Assists/game	Turnovers/game	Assist/Turnover ratio	Steals/game	Blocks/game
11	18.9	3.8	50.0	28.6	60.0	1.9	2.9	1.0	2.9	1.5	0.6


14



MARCUS SANTOS-SILVA SENIOR | FORWARD | TAUNTON, MASSACHUSETTS vs. OKLAHOMA STATE: 10 POINTS, 10 REBOUNDS

Games Played	Minutes/game	Points/game	FG Pct	3FG Pct	FT Pct	Rebounds/game	Assists/game	Turnovers/game	Assist/Turnover ratio	Steals/game	Blocks/game
16	14.8	5.3	61.7	0.0	42.3	4.0	1.0	1.4	0.7	0.7	0.6

15



KEVIN MCCULLAR JUNIOR | GUARD | SAN ANTONIO, TEXAS vs. OKLAHOMA STATE: 7 POINTS, 4 ASSISTS, 4 REBOUNDS

Games Played	Minutes/game	Points/game	FG Pct	3FG Pct	FT Pct	Rebounds/game	Assists/game	Turnovers/game	Assist/Turnover ratio	Steals/game	Blocks/game
12	31.8	12.8	43.6	36.5	70.2	5.9	3.7	1.9	1.9	1.7	0.1

21



KJ ALLEN SOPHOMORE | FORWARD | LOS ANGELES, CALIFORNIA vs. OKLAHOMA STATE: 2 POINTS

Games Played	Minutes/game	Points/game	FG Pct	3FG Pct	FT Pct	Rebounds/game	Assists/game	Turnovers/game	Assist/Turnover ratio	Steals/game	Blocks/game
11	8.1	2.3	50.0	0.0	41.7	1.5	0.6	0.6	1.0	0.4	0.2

23



CHIBUZO AGBO SOPHOMORE | GUARD | SAN DIEGO, CALIFORNIA [cha-booze-oh ag-bow] vs. OKLAHOMA STATE: 0 POINTS

Games Played	Minutes/game	Points/game	FG Pct	3FG Pct	FT Pct	Rebounds/game	Assists/game	Turnovers/game	Assist/Turnover ratio	Steals/game	Blocks/game
11	8.5	1.7	34.8	15.4	20.0	1.5	0.1	0.4	0.3	0.2	0.1

25



ADONIS ARMS SENIOR | GUARD | MILWAUKEE, WISCONSIN vs. OKLAHOMA STATE: 13 POINTS, 3 REBOUNDS

Games Played	Minutes/game	Points/game	FG Pct	3FG Pct	FT Pct	Rebounds/game	Assists/game	Turnovers/game	Assist/Turnover ratio	Steals/game	Blocks/game
16	23.9	8.9	48.6	38.8	62.1	3.8	2.4	1.9	1.2	0.9	0.3

TEXAS TECH SEASON STATS

Game Records

Record	Overall	Home	Away	Neutral
ALL GAMES	13-3	10-0	1-2	2-1
CONFERENCE	3-1	2-0	1-1	0-0
NON-CONFERENCE	10-2	8-0	0-1	2-1

Score by Periods

Team	1st	2nd	OT	TOT
Texas Tech	612	578	13	1203
Opponents	456	471	8	935

Team Box Score

No.	Player				Total		3-Point		F-Throw		Rebounds											
		GP-GS	MIN	AVG	FG-FGA	FG%	3FG-3FGA	3FG%	FT-FTA	FT%	OFF	DEF	TOT	AVG	PF	DQ	A	TO	BLK	STL	PTS	AVG
1	SHANNON, JR. , Terrence	6-6	158:59	26.5	29-61	.475	11-31	.355	17-20	.850	4	15	19	3.2	9	0	13	14	1	6	86	14.3
15	MCCULLAR, Kevin	12-11	381:11	31.8	51-117	.436	19-52	.365	33-47	.702	14	57	71	5.9	31	1	44	23	1	20	154	12.8
11	WILLIAMS, Bryson	16-16	365:29	22.8	76-146	.521	14-34	.412	25-36	.694	30	49	79	4.9	36	1	19	18	6	4	191	11.9
2	WARREN , Davion	16-16	405:27	25.3	60-133	.451	14-46	.304	34-43	.791	8	37	45	2.8	41	1	27	29	3	23	168	10.5
0	OBANOR, Kevin	16-16	399:51	25.0	55-127	.433	24-70	.343	16-23	.696	16	63	79	4.9	28	0	13	16	2	7	150	9.4
25	ARMS, Adonis	16-7	382:18	23.9	53-109	.486	19-49	.388	18-29	.621	14	47	61	3.8	17	0	38	31	4	14	143	8.9
14	SANTOS-SILVA, Marcus	16-0	236:35	14.8	37-60	.617	0-0	.000	11-26	.423	33	31	64	4.0	33	0	16	23	9	11	85	5.3
3	NADOLNY, Clarence	13-3	253:46	19.5	20-41	.488	2-12	.167	22-33	.667	2	15	17	1.3	22	1	18	17	2	20	64	4.9
13	WILSON, Mylik	11-5	207:55	18.9	17-34	.500	2-7	.286	6-10	.600	4	17	21	1.9	10	0	32	11	7	17	42	3.8
5	CALHOUN, Sardaar	8-0	64:26	8.1	8-23	.348	6-18	.333	6-7	.857	1	6	7	0.9	4	0	4	3	0	3	28	3.5
4	BATCHO, Daniel	15-0	183:11	12.2	17-24	.708	0-1	.000	14-23	.609	19	43	62	4.1	17	0	9	9	10	2	48	3.2
21	ALLEN, KJ	11-0	89:19	8.1	10-20	.500	0-2	.000	5-12	.417	8	9	17	1.5	6	0	7	7	2	4	25	2.3
23	AGBO, Chibuzo	11-0	92:59	8.5	8-23	.348	2-13	.154	1-5	.200	8	8	16	1.5	9	0	1	4	1	2	19	1.7
22	TIMPERMAN, Austin	2-0	03:34	1.8	0-1	.000	0-1	.000	0-0	.000	0	0	0	0.0	1	0	0	0	0	0	0	0.0
Team											32	29	61					14				
Total		16	3225		441-919	.480	113-336	.336	208-314	.662	193	426	619	38.7	264	4	241	219	48	133	1203	75.2
Opponents		16	3224		313-836	.374	130-414	.314	179-274	.653	140	329	469	29.3	302	2	179	265	41	96	935	58.4


Team Statistics

	TTU	OPP
Scoring	1203	935
Points per game	75.2	58.4
Scoring margin	+16.8	-
Field goals-att	441-919	313-836
Field goal pct	.480	.374
3 point fg-att	113-336	130-414
3-point FG pct	.336	.314
3-pt FG made per game	7.1	8.1
Free throws-att	208-314	179-274
Free throw pct	.662	.653
F-Throws made per game	13.0	11.2
Rebounds	619	469
Rebounds per game	38.7	29.3
Rebounding margin	+9.4	-
Assists	241	179
Assists per game	15.1	11.2
Turnovers	219	265
Turnovers per game	13.7	16.6
Turnover margin	+2.9	-
Assist/turnover ratio	1.1	0.7
Steals	133	96
Steals per game	8.3	6.0
Blocks	48	41
Blocks per game	3.0	2.6
Winning streak	3	-
Home win streak	10	-
Attendance	131534	30290
Home games-Avg/Game	10-13153	3-10097
Neutral site-Avg/Game	-	3-7835

Team Results


Date	Opponent	Score	Att.
11/09/2021	North Florida	W 89-74	14245
11/12/2021	Grambling	W 88-62	14171
11/15/2021	Prairie View	W 84-49	12419
11/20/2021	vs Incarnate Word	W 84-62	1340
11/23/2021	Omaha	W 96-40	12670
11/27/2021	Lamar University	W 89-57	12233
12/01/2021	at Providence	L 68-72	10022
12/07/2021	vs Tennessee	Wot 57-52	14344
12/14/2021	Arkansas St.	W 75-62	12431
12/18/2021	vs Gonzaga	L 55-69	7821
12/22/2021	Eastern Wash.	W 78-46	12133
12/28/2021	Alabama St.	W 75-53	12059
01/05/2022	at Iowa St.	L 47-51	11699
01/08/2022	Kansas	W 75-67	14320
01/11/2022	at Baylor	W 65-62	8569
01/13/2022	Oklahoma St.	W 78-57	14853

2021-22 RECORD BY UNIFORM - WEARING BLACK ON SATURDAY AGAINST KSU




THROWBACK WHITE

RECORD: 2-0
H: 2-0 / A: 0-0 / N: 0-0




RED

RECORD: 1-1
H: 0-0 / A: 1-1 / N: 0-0




ALT-WHITE TECH

RECORD: 2-0
H: 2-0 / A: 0-0 / N: 0-0




BLACK

RECORD: 1-1
H: 0-0 / A: 0-1 / N: 1-0



WHITE

RECORD: 7-0
H: 7-0 / A: 0-0 / N: 1-0



SCRIPTED RED

RECORD: 0-1
H: 0-0 / A: 0-0 / N: 0-1

TEXAS TECH CONFERENCE STATS

Game Records

Record	Overall	Home	Away	Neutral
ALL GAMES	3-1	2-0	1-1	0-0
CONFERENCE	3-1	2-0	1-1	0-0
NON-CONFERENCE	0-0	0-0	0-0	0-0

Score by Periods

Team	1st	2nd	OT	TOT
Texas Tech	120	145	0	265
Opponents	113	124	0	237

Team Box Score

No.	Player				Total		3-Point		F-Throw		Rebounds													
		GP-GS	MIN	AVG	FG-FGA	FG%	3FG-3FGA	3FG%	FT-FTA	FT%	OFF	DEF	TOT	AVG	PF	DQ	A	TO	BLK	STL	PTS	AVG		
11	WILLIAMS, Bryson	4-4	114:38	28.7	21-44	.477	4-12	.333	10-15	.667	9	13	22	5.5	8	0	8	6	1	1	56	14.0		
25	ARMS, Adonis	4-4	132:41	33.2	17-40	.425	5-13	.385	3-6	.500	3	19	22	5.5	5	0	12	8	2	5	42	10.5		
0	OBANOR, Kevin	4-4	113:40	28.4	16-31	.516	5-15	.333	3-7	.429	4	17	21	5.3	9	0	3	6	0	2	40	10.0		
3	NADOLNY, Clarence	4-3	124:21	31.1	15-28	.536	0-6	.000	9-15	.600	1	7	8	2.0	13	1	6	6	1	12	39	9.8		
15	MCCULLAR, Kevin	2-1	60:24	30.2	6-14	.429	3-9	.333	4-4	1.000	1	9	10	5.0	3	0	9	2	0	4	19	9.5		
2	WARREN , Davion	4-4	107:45	26.9	11-29	.379	2-11	.182	9-11	.818	1	8	9	2.3	13	1	7	7	2	3	33	8.3		
14	SANTOS-SILVA, Marcus	4-0	66:44	16.7	10-17	.588	0-0	.000	1-4	.250	7	12	19	4.8	8	0	6	6	6	3	21	5.3		
13	WILSON, Mylik	3-0	41:31	13.8	4-5	.800	1-1	1.000	0-0	.000	1	5	6	2.0	2	0	6	4	1	2	9	3.0		
21	ALLEN, KJ	2-0	15:23	7.7	2-4	.500	0-1	.000	0-1	.000	0	1	1	0.5	3	0	0	0	0	0	4	2.0		
4	BATCHO, Daniel	3-0	18:40	6.2	1-2	.500	0-1	.000	0-0	.000	0	3	3	1.0	3	0	1	1	1	0	2	0.7		
23	AGBO, Chibuzo	2-0	03:10	1.6	0-1	.000	0-1	.000	0-0	.000	0	0	0	0.0	0	0	0	0	0	0	0	0.0		
22	TIMPERMAN, Austin	1-0	01:03	1.1	0-0	.000	0-0	.000	0-0	.000	0	0	0	0.0	0	0	0	0	0	0	0	0.0		
Team											5	5	10					5						
Total		4	800		103-215	.479	20-70	.286	39-63	.619	32	99	131	32.8	67	2	58	51	14	32	265	66.3		
Opponents		4	800		77-208	.370	31-96	.323	52-72	.722	41	89	130	32.5	71	0	47	64	11	23	237	59.3		

Team Statistics

	TTU	OPP
Scoring	265	237
Points per game	66.3	59.3
Scoring margin	+7.0	-
Field goals-att	103-215	77-208
Field goal pct	.479	.370
3 point fg-att	20-70	31-96
3-point FG pct	.286	.323
3-pt FG made per game	5.0	7.8
Free throws-att	39-63	52-72
Free throw pct	.619	.722
F-Throws made per game	9.8	13.0
Rebounds	131	130
Rebounds per game	32.8	32.5
Rebounding margin	+0.3	-
Assists	58	47
Assists per game	14.5	11.8
Turnovers	51	64
Turnovers per game	12.8	16.0
Turnover margin	+3.3	-
Assist/turnover ratio	1.1	0.7
Steals	32	23
Steals per game	8.0	5.8
Blocks	14	11

Team Results

Date	Opponent		Score	Att.
01/05/2022	at Iowa St.	L	47-51	11699
01/08/2022	Kansas	W	75-67	14320
01/11/2022	at Baylor	W	65-62	8569
01/13/2022	Oklahoma St.	W	78-57	14853

RANKED vs. RANKED - HISTORICALLY

TEXAS TECH AS A RANKED TEAM VS. RANKED OPPONENT (22-33)

DATE	OPPONENT	[TT]	RESULT
03/18/1976	vs. [14] Missouri	[16]	L • 86-75
03/17/1996^	vs. [25] North Carolina	[7]	W • 92-73
03/21/1996^	vs. [4] Georgetown	[4]	L • 98-90
12/21/1996	vs. [21] Fresno State	[23]	W • 111-101
01/29/1997	[1] Kansas	[22]	L • 86-77
02/03/1997	at [23] Texas	[22]	L • 83-67
02/06/2002	at [14] Oklahoma State	[24]	L • 64-62
02/09/2002	at [2] Kansas	[24]	L • 108-81
01/19/2004	[11] Oklahoma	[22]	W • 67-47
01/26/2004	[16] Texas	[18]	L • 62-61 • OT
01/31/2004	at [18] Oklahoma State	[13]	L • 70-66
02/07/2004	at [20] Kansas	[19]	L • 96-77
02/28/2004	at [10] Texas	[25]	L • 74-71
03/12/2005	vs. [17] Oklahoma	[24]	W • 69-63
03/13/2005	vs. [10] Oklahoma State	[24]	L • 72-68
03/19/2005	vs. [11] Gonzaga	[24]	W • 71-69
12/29/2009	at [19] New Mexico	[20]	L • 90-75
12/29/2017	[18] Baylor	[22]	W • 77-53

01/02/2018	at [10] Kansas	[18]	W • 85-73
01/09/2018	at [9] Oklahoma	[8]	L • 75-65
01/13/2018	[2] West Virginia	[8]	W • 72-71
02/13/2018	[23] Oklahoma	[7]	W • 88-78
02/24/2018	[8] Kansas	[6]	L • 74-72
02/26/2018	at [20] West Virginia	[12]	L • 84-74
03/09/2018	vs. [18] West Virginia	[14]	L • 66-63
03/17/2018	vs. [23] Florida	[14]	W • 69-66
03/23/2018	vs. [11] Purdue	[14]	W • 78-65
03/25/2018	vs. [2] Villanova	[14]	L • 71-59
12/20/2018	vs. [2] Duke	[11]	L • 69-58
01/08/2019	[23] Oklahoma	[8]	W • 66-59
02/02/2019	at [11] Kansas	[16]	L • 79-63
02/23/2019	[12] Kansas	[14]	W • 91-62
03/24/2019	vs. [15] Buffalo	[7]	W • 78-58
03/28/2019	vs. [8] Michigan	[7]	W • 63-44
03/30/2019	vs. [4] Gonzaga	[7]	W • 75-69
04/06/2019	vs. [5] Michigan State	[7]	W • 61-51
04/08/2019	vs. [2] Virginia	[7]	L • 85-77 OT
01/07/2020	[4] Baylor	[22]	L • 57-52

01/11/2020	at [17] West Virginia	[22]	L • 66-54
01/25/2020	[15] Kentucky	[18]	L • 76-74 OT
11/29/2020	[17] Houston	[14]	L • 64-53
12/17/2020	[5] Kansas	[14]	L • 58-57
01/13/2021	at [4] Texas	[15]	W • 79-77
01/16/2021	[2] Baylor	[15]	L • 68-60
01/25/2021	at [11] West Virginia	[10]	L • 88-87
02/01/2021	[9] Oklahoma	[13]	W • 57-52
02/09/2021	[14] West Virginia	[7]	L • 82-71
02/20/2021	at [23] Kansas	[15]	L • 67-61
02/27/2021	[14] Texas	[18]	W • 68-59
03/07/2021	at [3] Baylor	[18]	L • 88-73
03/11/2021	vs. [13] Texas	[18]	L • 67-66
03/21/2021	vs. [10] Arkansas	[21]	L • 68-66
12/18/2021	vs. [5] Gonzaga	[25]	L • 69-55
01/05/2022	at [11] Iowa State	[25]	L • 51-47
01/08/2022	vs [6] Kansas	[25]	W • 75-67
01/11/2022	at [1] Baylor	[19]	W • 65-62

TEXAS TECH PERFORMANCE HIGHLIGHTS (2021-22)

POINTS	24		Kevin McCullar vs Grambling (11/12/2021)
	22		Bryson Williams vs Kansas (01/08/2022)
	22		Bryson Williams vs North Florida (11/09/2021)
	21		Kevin McCullar vs Arkansas St. (12/14/2021)
	20		Kevin Obanor vs Lamar University (11/27/2021)
FIELD GOALS MADE	9		Bryson Williams vs Kansas (01/08/2022)
	9		Kevin McCullar vs Grambling (11/12/2021)
	9		Bryson Williams vs North Florida (11/09/2021)
FIELD GOAL ATTEMPTS	18		Kevin McCullar vs Grambling (11/12/2021)
	16		Kevin Obanor vs Tennessee (N) (12/07/2021)
FIELD GOAL PERCENTAGE (min 5 made)	.833	(5-6)	Clarence Nadolny at Baylor (01/11/2022)
	.833	(5-6)	Adonis Arms vs Eastern Wash. (12/22/2021)
	.833	(5-6)	Bryson Williams vs Arkansas St. (12/14/2021)
	.833	(5-6)	Adonis Arms vs Arkansas St. (12/14/2021)
3 PT FG MADE	4		Terrence Shannon, Jr. vs Lamar University (11/27/2021)
	4		Kevin McCullar vs Incarnate Word (N) (11/20/2021)
3 PT FG ATTEMPTS	11		Kevin Obanor vs Tennessee (N) (12/07/2021)
	9		Kevin Obanor vs Grambling (11/12/2021)
	9		Kevin McCullar vs Grambling (11/12/2021)
3 PT FG PERCENTAGE (min 2 made)	1.000	(2-2)	Sardaar Calhoun vs Alabama St. (12/28/2021)
	1.000	(2-2)	Bryson Williams vs Arkansas St. (12/14/2021)
FREE THROWS MADE	7		Davion Warren vs Grambling (11/12/2021)
	6		Terrence Shannon, Jr. vs Tennessee (N) (12/07/2021)
FREE THROW ATTEMPTS	8		Marcus Santos-Silva vs Lamar University (11/27/2021)
	7		Bryson Williams vs Kansas (01/08/2022)
	7		Terrence Shannon, Jr. vs Tennessee (N) (12/07/2021)
	7		Kevin McCullar at Providence (12/01/2021)
	7		Davion Warren vs Grambling (11/12/2021)
FREE THROW PERCENTAGE (min 3 made)	1.000	(7-7)	Davion Warren vs Grambling (11/12/2021)
	1.000	(5-5)	Clarence Nadolny vs Kansas (01/08/2022)
	1.000	(5-5)	Kevin Obanor vs Lamar University (11/27/2021)
	1.000	(4-4)	Kevin McCullar vs Oklahoma St. (01/13/2022)
	1.000	(4-4)	Bryson Williams vs Oklahoma St. (01/13/2022)
	1.000	(4-4)	Kevin McCullar vs Arkansas St. (12/14/2021)
	1.000	(4-4)	Davion Warren vs Omaha (11/23/2021)
	1.000	(4-4)	Daniel Batcho vs Incarnate Word (N) (11/20/2021)
	1.000	(4-4)	Kevin Obanor vs North Florida (11/09/2021)
	1.000	(3-3)	Davion Warren vs Kansas (01/08/2022)
	1.000	(3-3)	Adonis Arms vs Arkansas St. (12/14/2021)
	1.000	(3-3)	Davion Warren vs Arkansas St. (12/14/2021)
	1.000	(3-3)	Terrence Shannon, Jr. at Providence (12/01/2021)
	1.000	(3-3)	Clarence Nadolny vs Lamar University (11/27/2021)
	1.000	(3-3)	Terrence Shannon, Jr. vs Omaha (11/23/2021)
	1.000	(3-3)	Bryson Williams vs North Florida (11/09/2021)
REBOUNDS	12		Terrence Shannon, Jr. vs Tennessee (N) (12/07/2021)
	12		Marcus Santos-Silva vs Lamar University (11/27/2021)
ASSISTS	7		Kevin McCullar vs Alabama St. (12/28/2021)
	7		Mylik Wilson vs North Florida (11/09/2021)
STEALS	4		Adonis Arms at Iowa St. (01/05/2022)
Texas Tech - Game Highs			
POINTS	96		Omaha (11/23/2021)
	89		Lamar University (11/27/2021)
	89		North Florida (11/09/2021)
	88		Grambling (11/12/2021)
	84		vs Incarnate Word (N) (11/20/2021)
	84		Prairie View (11/15/2021)
FIELD GOALS MADE	37		Omaha (11/23/2021)
	35		North Florida (11/09/2021)
FIELD GOAL ATTEMPTS	71		Prairie View (11/15/2021)
	68		North Florida (11/09/2021)
FIELD GOAL PERCENTAGE	.592	(29-49)	Eastern Wash. (12/22/2021)
	.587	(37-63)	Omaha (11/23/2021)
3 PT FG MADE	11		Lamar University (11/27/2021)
	10		Prairie View (11/15/2021)
	10		Grambling (11/12/2021)
3 PT FG ATTEMPTS	30		Grambling (11/12/2021)
	27		Alabama St. (12/28/2021)
	27		Prairie View (11/15/2021)
3 PT FG PERCENTAGE	.500	(8-16)	Omaha (11/23/2021)
	.458	(11-24)	Lamar University (11/27/2021)
FREE THROWS MADE	24		Lamar University (11/27/2021)
	22		Grambling (11/12/2021)
FREE THROW ATTEMPTS	32		Lamar University (11/27/2021)
	29		Grambling (11/12/2021)
FREE THROW PERCENTAGE	.759	(22-29)	Grambling (11/12/2021)
	.750	(24-32)	Lamar University (11/27/2021)
	.750	(12-16)	Arkansas St. (12/14/2021)
REBOUNDS	54		vs Tennessee (N) (12/07/2021)
	50		Prairie View (11/15/2021)
ASSISTS	20		North Florida (11/09/2021)
	19		Alabama St. (12/28/2021)
	19		Prairie View (11/15/2021)
STEALS	15		Alabama St. (12/28/2021)
	14		vs Incarnate Word (N) (11/20/2021)
BLOCKED SHOTS	6		vs Tennessee (N) (12/07/2021)
	5		Lamar University (11/27/2021)

DOUBLE-FIGURE SCORING	21-22	NCAA
Bryson Williams	11	90
Kevin Obanor	7	72
Marcus Santos-Silva	2	50
Davion Warren	9	52
Terrence Shannon, Jr.	5	41
Kevin McCullar	10	28
Adonis Arms	8	20
Clarence Nadolny	2	2
Mylik Wilson	0	36
DOUBLE-DOUBLES		
Kevin Obanor	0	30
Bryson Williams	0	15
Marcus Santos-Silva	1	13
Mylik Wilson	0	6
Davion Warren	0	6
Mylik Wilson	0	6
Kevin McCullar	1	3
Terrence Shannon, Jr.	1	2
DOUBLE-FIGURE REBOUNDING		
Terrence Shannon, Jr.	1	3
Kevin McCullar	2	5
Mylik Wilson	0	6
Marcus Santos-Silva	2	27
Kevin Obanor	1	32
Davion Warren	0	7
Daniel Batcho	2	2
30+ SCORING		
Bryson Williams	0	4
Kevin Obanor	0	4
Davion Warren	0	3
Mylik Wilson	0	1
20+ SCORING		
Kevin Obanor	1	24
Davion Warren	0	19
Bryson Williams	2	26
Kevin McCullar	2	2
Terrence Shannon, Jr.	0	6
Marcus Santos-Silva	0	6
Mylik Wilson	0	5
5+ ASSISTS		
Mylik Wilson	3	15
Davion Warren	1	6
Adonis Arms	3	4
Kevin McCullar	5	5
Terrence Shannon, Jr.	1	2
Marcus Santos-Silva	0	1
Clarence Nadolny	1	1
GAMES AS LEADING SCORER AT TEXAS TECH		
Bryson Williams	4	4
Terrence Shannon, Jr.	3	12
Kevin McCullar	4	9
Marcus Santos-Silva	0	2
Kevin Obanor	2	2
Adonis Arms	3	3
Davion Warren	2	2
GAMES AS LEADING REBOUNDER AT TEXAS TECH		
Kevin McCullar	4	18
Marcus Santos-Silva	2	13
Terrence Shannon, Jr.	1	9
Bryson Williams	4	4
Daniel Batcho	3	3
Adonis Arms	2	2
Davion Warren	1	1
Kevin Obanor	2	2

TEXAS TECH RECORD BY STARTING LINEUP IN 2021-22

1. Obanor • Williams • Warren • Wilson • McCullar	3-0
2. Obanor • Williams • Warren • McCullar • Shannon	3-1
3. Obanor • Williams • Warren • Shannon • Wilson	2-0
4. Obanor • Williams • Warren • McCullar • Arms	3-1
5. Obanor • Williams • Warren • Arms • Nadolny	2-1

TEXAS TECH RECORD BREAKDOWN 2021-22 SEASON

	OVERALL	BIG 12
At Home	10-0	2-0
On Road	1-2	1-1
At Neutral Sites	2-1	0-0
Against Top-10 Opponent	2-1	2-0
Top-25 Matchup	3-2	2-1
Day Games	5-1	1-0
Night Games (At/After 5pm local time)	8-2	2-1
Overtime Games	1-0	0-0
Games Decided by 10 Pts or Less	3-2	2-1
Games Decided by 5 Pts or Less	2-1	1-1
Scored 100	0-0	0-0

SCORING

	OVERALL	BIG 12
Texas Tech Leads at Halftime	12-1	2-0
Texas Tech Trails at Halftime	1-2	1-1
Tied at Halftime	0-0	0-0
Texas Tech Scores Less Than 60	1-2	0-1
Texas Tech Scores 60-69	1-0	1-0
Texas Tech Scores 70-79	5-1	2-0
Texas Tech Scores 80-89	5-0	0-0
Texas Tech Scores 90+	1-0	0-0
Opponent Scores Less Than 60	7-1	1-1
Opponent Scores 60-69	5-1	2-0
Opponent Scores 70-79	1-1	0-0

ASSOCIATED PRESS TOP 25 (1/10/2022)

RANK	TEAM	REC.	POINTS	PREV.
1	Baylor (61)	15-0	1,525	1
2	Gonzaga	12-2	1,440	4
3	UCLA	10-1	1,376	5
4	Auburn	14-1	1,193	9
5	Southern California	13-0	1,152	7
6	Arizona	12-1	1,144	8
7	Purdue	13-2	1,139	3
8	Duke	12-2	1,130	2
9	Kansas	12-2	1,031	6
10	Michigan State	13-2	1,011	10
11	Houston	14-2	949	12
12	LSU	14-1	889	21
13	Wisconsin	13-2	784	23
14	Villanova	11-4	682	19
15	Iowa State	13-2	648	11
16	Ohio State	10-3	510	13
17	Xavier	12-2	453	22
18	Kentucky	12-3	438	16
19	TEXAS TECH	11-3	373	25
20	Seton Hall	11-3	342	24
21	Texas	12-3	282	14
22	Tennessee	10-4	277	18
23	Providence	14-2	250	16
24	Alabama	11-4	237	15
25	Illinois	11-3	208	NR

Others receiving votes: Oklahoma 122, Loyola Chicago 96, Miami (FL) 65, West Virginia 20, Connecticut 17, Indiana 12, Colorado State 10, San Diego State 9, Davidson 5, BYU 2, Iowa 2, San Francisco 2

NATIONAL RANKING TRACKER

ASSOCIATED PRESS	RANKING
Oct. 18	NOT RANKED
Nov. 15	NOT RANKED
Nov. 22	NOT RANKED
Nov. 29	NOT RANKED
Dec. 6	NOT RANKED
Dec. 13	No. 25
Dec. 20	No. 25
Dec. 27	No. 25
Jan. 3	No. 25
Jan. 10	No. 19

TEXASTECH.COM PREVIEW**No. 19 Texas Tech at Kansas State | 11 a.m., Saturday | Manhattan, Kansas | TV: ESPN2**

The Red Raiders (13-3, 3-1 Big 12) are coming off a 78-57 win over Oklahoma State on Thursday and the 65-62 victory at No. 1 Baylor on Tuesday, while the Wildcats (8-7, 0-4 Big 12) dropped a 60-57 decision to TCU on Wednesday in their only game this week. KSU is currently 6-3 on its home court but with losses to Texas and the Horned Frogs to start Big 12 play.

Texas Tech comes into the matchup ninth in the nation with a 9.4 rebounding margin and is 11th by limiting teams to only 37.4 percent shooting this season. The Red Raiders are 12th throughout the NCAA by holding teams to only 58.4 points per game and own a 16.8 scoring margin after its 21-point win over Oklahoma State. Kevin Obanor led Tech in scoring for the second time this season after going for 17 points in the win over Oklahoma State, while Marcus Santos-Silva recorded the 13th double-double of his career with 10 points and 10 rebounds. The Red Raiders matched a season-high with nine 3-pointers and secured the win with five players scoring in double figures with Adonis Arms having 13, Davion Warren adding 12 and Bryson Williams contributing 11 points and six rebounds. Obanor and Arms had three 3-pointers each.

The Red Raiders will return from Kansas State to host Iowa State on Tuesday, Jan. 8 at the United Supermarkets Arena. The Cyclones handed Tech its only Big 12 loss this season, a 51-47 outcome with the Red Raiders playing the game with only seven players due to a combination of injuries and health and safety protocols.

QUICK FACTS

Matchup: No. 19 Texas Tech (13-3, 3-1) at Kansas State (8-7, 0-4)

Venue: Bramlage Coliseum (12,528)

Tip: 11 a.m., Saturday

TV: ESPN2

TV Talent: Ted Emrich (play-by-play), Tim Welsh (analyst)

Radio (Texas Tech Sports Network): 97.3 Double T FM

Radio Talent: Geoff Haxton (play-by-play), Chris Level (analyst)

SIRIUS/XM Radio Channels: Ch. 199

Series History: Kansas State leads 24-22 (Tech has won 8 of 10)

RED RAIDER ROSTER REPORT

The Tech roster of 14 is made up of five returners, six NCAA Division I transfers, one junior college transfer, a walk-on who joined at midterm and one high school signee. An experienced team, the Red Raiders have four super seniors in Davion Warren, Bryson Williams, Marcus Santos-Silva and Adonis Arms and five players who are currently in graduate school in Kevin Obanor, Warren, Williams, Santos-Silva and Arms.

McCullar returned from missing the first two Big 12 games to fill the stat sheet with 12 points, six rebounds and five assists in the win over Baylor and then providing seven points and four assists against Oklahoma State. A junior from San Antonio, McCullar played as a reserve for the first time this season at Baylor in his return before starting against OSU. He played 30 minutes in both games. McCullar is averaging 12.8 points, 5.9 rebounds, 3.7 assists and 1.7 steals through 12 games played this season. He has had three or more assists in nine games and already has 44 assists this season after having 41 through 20 games played last season. McCullar is the only player on the roster who was part of the 2019 Final Four team where he was a redshirt freshman after he graduated high school early and enrolled at Tech midyear. He has now played in 61 games in his Red Raider career and has 536 points, 289 rebounds and 106 assists. McCullar was a 2021 All-Big 12 honorable mention selection.

Arms went for 13 points against Oklahoma State after leading the team with 14 points and nine rebounds against Baylor along with matching McCullar with five assists. Making his seventh straight start after playing the first nine as a reserve, Arms is currently averaging 10.5 points and 5.5 rebounds in Big 12 play and is at 8.9 points and 2.4 assists per game for the season. He went 7 of 13 from the field against the Bears and had his third game with five assists this season in the win over the top-ranked team in the nation. His nine rebounds were a season-high and only one shy of giving him his first double-double. A super senior at his fourth college, Arms began his career at Mesa Community College, Northwest Nazarene and Winthrop before deciding to transfer to Tech this season.

Williams is leading Tech with 14.0 points and 5.5 rebounds through four Big 12 games after providing 11 points and six rebounds in the win over Oklahoma State. He was coming off 13 points and five rebounds in the win over Baylor after matching a season-high with 22 points in the win over Kansas. A super senior in his first season at Tech, Williams is averaging 11.9 points and 4.9 rebounds for the Red Raiders through 16 games. He also scored 22 points in the season opener against North Florida and now has 90 games in his career where he has scored in double

figures. A Fresno, California native, Williams played two seasons at Fresno State before playing the past two at UTEP. Utilizing a fifth season, Williams is an experienced player with 1,818 points, 824 rebounds and 88 blocked shots through 137 games in his career.

Obanor led Tech with 17 points in the win over Oklahoma State after the game at Baylor where he scored 13 points and also had four rebounds. A senior from Houston, Obanor is averaging 9.4 points and 4.9 rebounds in his first season at Tech after three years at Oral Roberts. He has now scored 1,456 points and has 763 rebounds in his career. Obanor scored a season-high 20 points in the non-conference win over Lamar where he hit three 3-pointers. He has made 24 3-pointers for the season after going 3-for-5 against the Cowboys and is now 146-for-357 (40.9 percent) for his career. He has recorded 30 double-doubles and has scored in double figures in 72 games through 102 career games.

Nadolny had a team-high three steals in the win over Oklahoma State where he also had three rebounds. He had made his three straight starts but played 24 minutes against OSU as a reserve. He scored in double figures for the second time in his career against Baylor where he went for 11 points on 5-for-6 shooting against the Bears. A junior from France, Nadolny is in his third season at Tech and has played in 61 games – getting his first start of his career in the conference opener at Iowa State. He scored a career-high 17 points in the win over No. 6 Kansas last Saturday by going 6 of 13 from the field in 34 minutes of play. Through four Big 12 games, Nadolny is averaging 9.8 points and 3.0 steals per game. He had a career-high four steals in the loss at Iowa State where he also had nine points. Nadolny missed the first three games of the season due to off-season hip surgery and is currently averaging 4.9 points and 1.5 steals per game for the season.

Warren went for 12 points and five rebounds in the win over Oklahoma State to give him nine games scoring in double figures this season. At Baylor, he hit a pair of free throws with 22 seconds remaining to push the lead to three and the eventual final score. In his first season at Tech after transferring from Hampton, Warren is averaging 10.5 points per game as a starter in all 16 games. He scored a season-high 19 points in the non-conference win over Grambling and went for 12 points in the Big 12 opener against Iowa State. Warren is currently leading the Red Raiders with 23 steals and has also contributed 27 assists. Along with playing at Hampton, Warren began his collegiate career at Olney Central College where he played junior college basketball for two seasons. In his fifth season now, Warren has scored 1,763 points in his career.

Santos-Silva recorded his first double-double of the season and 13th of his career by going for 10 points and 10 rebounds in the win over Oklahoma State. He also had a strong performance against Kansas where he provided

toughness along with seven points, four rebounds and two assists. He had two blocks at Baylor and was held scoreless. A super senior from Taunton, Massachusetts who played three seasons at VCU, he has produced 1,154 points and 870 rebounds through a team-high 142 games in his collegiate career. Santos-Silva is averaging 5.3 points and 4.0 rebounds per game for the Red Raiders this season with a high of 12 rebounds in the win over Lamar and 13 points in the opener against North Florida. He had five rebounds, three assists and scored four points against Iowa State, including a fastbreak dunk gave Tech a 42-40 lead with two minutes remaining against the Cyclones. Santos-Silva has 27 games in his career with double-digit rebounds after his 10 against OSU and has eight games with four or more rebounds this season. He currently has 349 offensive rebounds in his career with three against the Cowboys. Santos-Silva started all 29 games for Tech last season and has played a reserve role in all 16 this season.

Mylik Wilson had missed five games after minor knee surgery but returned to lead Tech with five assists in the win over Kansas. He also added five points and four rebounds in his Big 12 debut – playing 23 minutes in his return. Wilson had four points and an assist on Thursday against OSU. He leads Tech with a 2.9 assist-to-turnover ratio with 32 assists and only 11 turnovers. He is also adding 3.8 points and 1.9 rebounds in 11 games played. A transfer from Louisiana, Wilson has started five of 11 games he played in. Wilson had a season-high seven assists in the season-opening win over North Florida and has four or more assists in five games this season. Wilson is a junior with three years of eligibility remaining after playing two seasons at Louisiana. He currently has 200 assists, 711 points and 330 rebounds through 66 games played in his collegiate career.

Terrence Shannon, Jr. has missed the past seven games against Oklahoma State, Baylor, Kansas, Iowa State, Alabama State, Eastern Washington and Gonzaga with an injury and is listed as a game-time decision for Saturday's game at Kansas State. He is scoring a team-best 14.3 points per game after recording his first double-double of the season with 18 points and 12 rebounds in the win over Tennessee, but then having a season-low two points against Arkansas State in limited minutes in his last action on the court. His 12 rebounds against the Volunteers were a career-high and it was his second career double-double after he had a 23/10 performance last season at LSU. He was coming off 17 points at Providence College where he was 6-for-11 from the field with two 3-pointers. A junior from Chicago, Shannon is in his third season at Tech after electing to return following going through the NBA Draft process over the summer. Shannon did not play in the first three games this season for the Red Raiders as a review of that process was being completed before he returned to play in the fourth game of the year against Incarnate Word. Shannon has scored in double figures in five of six games he's played in this season and in 41 games through 63 in his career. He also

TEXAS TECH COACHING STAFF **(Full staff/bios at TexasTech.com)**

MARK ADAMS

1981-82, Clarendon College, Head Coach
1983-87, Wayland Baptist, Head Coach
1987-92, West Texas A&M, Head Coach
1992-97, Texas-Pan American, Head Coach
2004-13, Howard College, Head Coach
2013-15, Texas Tech, Director of Basketball Operations
2015-16, Little Rock, Assistant Coach
2016-2021, Texas Tech, Associate Head Coach
2021-current, Texas Tech, Head Coach

BARRET PEERY

2021-current, Texas Tech, Associate Head Coach
2017-21, Portland State, Head Coach (63-57)
2016-17, Santa Clara, Associate Head Coach
2014-15, Arizona State, Assistant Coach
2011-14, Indian Hills CC (IA), Head Coach (93-11)
2008-11, Utah, Assistant Coach
2003-08, College of Southern Idaho, Head Coach (2005-08, 85-19)
2003-05, College of Southern Idaho, Assistant Coach
2002-03, Portland State, Assistant Coach
1998-02, Southern Utah, Assistant Coach
1997-98, Utah Valley, Assistant Coach
1996-97, Snow College, Assistant Coach
1995-96, Southern Utah, Graduate Assistant Coach

COREY WILLIAMS

1993-94: Student Assistant, Oklahoma State
2000-07: Assistant Coach, Oral Roberts
2007-13: Assistant Coach, Florida State
2013-19: Head Coach, Stetson (58-133, 6 seasons)
2019-21: Assistant Coach, Arkansas
2021-current: Assistant Coach, Texas Tech

TALVIN HESTER

2002-03, Northlake College, Assistant Coach
2003, Texas Rim Rockers (USBL), Assistant Coach
2003-04, Texas Wesleyan, Assistant Coach
2004-05, Texas College, Assistant Coach
2005-10, Prairie View A&M, Assistant Coach
2010-12, San Jose State, Assistant Coach
2012-13, SFA, Assistant Coach
2013-14, Texas State, Assistant Coach
2014-17, Houston, Assistant Coach
2017-18, Oral Roberts, Assistant Coach
2018-21, Louisiana Tech, Assistant Coach
2021-current, Texas Tech, Assistant Coach

SEAN SUTTON

1992-93, Ole Miss, Assistant Coach
1993-2006, Oklahoma State, Assistant Coach
2006-08, Oklahoma State, Head Coach
2011-17, Oral Roberts, Assistant Coach
2017-Current, Texas Tech, Advisor to Head Coach

RICK COOPER

1982-87, Wayland Baptist, Assistant Coach
1987-94, Wayland Baptist, Head Coach
1994-2014, West Texas A&M, Head Coach
2014-2021, Wayland Baptist, Athletic Director
2021-current, Texas Tech, Chief of Staff

scored 18 points in the team's 56-point win over Omaha and is currently shooting 11-for-30 (36.7 percent) on 3-pointers with two or more in each of the five games he's played in. Shannon has scored 730 points in his career with a high of 24 points as a freshman at DePaul. He earned 2021 All-Big 12 Third Team honors and is on the Preseason All-Big 12 team and watch lists for the Naismith, Wooden and West awards.

At full strength, Tech's bench is strong with Daniel Batcho, Chibuzo Agbo and KJ Allen poised to make impacts. Batcho is a freshman from Paris France who transferred from Arizona where he redshirted last season before deciding to transfer. He secured a career-high 11 rebounds in the win over Tennessee where he also scored four points and had two blocked shots and is now coming off going for nine rebounds and eight points against Alabama State. Batcho had 10 rebounds and also scored six points in the win over Omaha after producing eight rebounds and eight points against Incarnate Word. The tallest Red Raider at 6-foot-11, Batcho is averaging 4.1 rebounds and 3.2 points per game. He had two rebounds and recorded his team-best 10th blocked shot in the win over OSU.

Tech's only true freshman, Ethan Duncan, is redshirting this season after suffering an off-season shoulder injury that required surgery. Austin Timperman made his debut against EWU after becoming eligible at midterm. A walk-on from The Woodlands, Timperman transferred to Tech as a student last year after being in UTSA's team during the 2019-20 season where he played in six games. Sardaar Calhoun entered the transfer portal on Jan. 11 and is no longer with the team.

OUR LEADER

Mark Adams is in his first season as the head coach at Texas Tech after working as the associate head coach for the program for five seasons. His 6-0 start was the best beginning to a season for a first-year head coach at Tech. Adams, who is the 18th head coach in program history, has won 561 games as a head coach and is in 26th season in a head coaching role with previous head coach experience at Howard College (2004-13), UTRGV (1992-97), West Texas A&M (1987-92), Wayland Baptist (1983-87) and Clarendon College (1981-82). Adams was named Tech's 18th head coach in program history on April 6, 2021 having already amassed a 554-244 overall record in the lead role. He led Howard College to the 2010 NJCAA National Championship and Wayland Baptist to the 1985 NAIA National Championship Finals with a runner-up finish. Adams coached Jae Crowder at Howard College. As an assistant under Chris Beard, Adams helped Little Rock to the NCAA Tournament before unprecedented success at Texas Tech where the Red Raiders advanced to the 2018 Elite Eight and 2019 NCAA National Championship Final. Tech advanced to the 2021 NCAA Tournament which is the first time the program has made three straight tournament appearances. Adams has been inducted to

the Hall of Fame at Wayland Baptist, West Texas A&M, Howard College and the NJCAA. His defense was the top-ranked unit in Kenpom in adjusted defense. Adams has surrounded himself by an experienced staff that includes head coaching experience in Corey Williams (Stetson), Barret Peery (Portland State) and Sean Sutton (Oklahoma State).

TEXAS TECH SEASON NOTES

POLLS

Texas Tech is up six spots to No. 19 in the Associated Press Top 25 after four straight weeks at No. 25. Along with Baylor and Tech, the Big 12 is represented by Kansas which fell back to No. 9 after its loss to TTU, No. 15 Iowa State and No. 22 Texas. No. 2 Gonzaga, No. 3 UCLA, No. 4 Auburn and No. 5 Southern Cal round out the top-5 while Houston is up a spot to No. 11. Oklahoma and West Virginia continue to receive votes but are just outside the Top 25 in the Week 10 poll. Tech's ranking at No. 19 makes it five straight weeks in the poll after first entering on December 13 following a win over then-No. 13 Tennessee in the Jimmy V Classic.

TECH VS. RANKED OPPONENTS

Tech is now 3-2 against ranked opponents this season after knocking off No. 1 Baylor, No. 6 Kansas and a 57-52 overtime win over then-No. 13 Tennessee at the Jimmy V Classic. The losses came at No. 11 Iowa State to open Big 12 play after a 69-55 loss to No. 5 Gonzaga in the Jerry Colangelo Classic. As a program, Tech is 64-217 all-time against ranked opponents after going 16-24 in the previous five seasons. The Red Raiders were 3-8 in the 2020-21 season against ranked teams with two wins over Texas (No. 4 and No. 14) and a home win over Oklahoma which was at No. 9.

RED RAIDERS vs. TOP-10 OPPONENTS

Tech has now beat a top-10 opponent in eight straight seasons, a top-5 opponent in seven straight seasons and has 26 wins over top-10 teams in program history. The Red Raiders have 12 wins over top-10 teams since the 2015 season. Tech went 2-4 against top-10 opponents last season with a 79-77 road win over Texas in Austin on Jan. 13, 2021 before knocking off No. 9 Oklahoma with a 57-52 win in Lubbock on Feb. 1, 2021. The Red Raiders dropped their conference opener last season to No. 5 Kansas at home and fell twice to Baylor before No. 10 Arkansas topped them in the second round of the NCAA Tournament.

Tech is now 2-7 all-time against No. 1-ranked opponents with a 70-57 win over Louisville on Dec. 10, 2019 in the Jimmy V Classic coming before the win at Baylor on Jan. 11.

PROGRAM CONSISTENCY

Texas Tech has advanced to three straight NCAA Tournaments for first time in program history. The Red Raiders are 8-3 with trips to the 2018 Elite 8, 2019 Final and to the 2021 Second Round after a win over Utah

State to open last year's tournament in Bloomington, Indiana before falling to Arkansas. TTU has the third most NCAA Tournament wins over the past three tournaments with Gonzaga and Michigan tied for the most with 10. Baylor, Houston and Duke each have seven and Virginia has six.

STARTING BIG 12 PLAY

The Red Raiders are 11-15 all-time in Big 12 openers after the loss at Iowa State to start conference play. Tech is now 1-3 against Iowa State in Big 12 openers after also opening the 2018 conference slate with a 63-56 loss in Ames on Dec. 30, 2017. Over the past six seasons, Tech is 3-3 in the first game of the Big 12 schedule.

OVERCOMING OVERTIME

The overtime win over Tennessee takes the program to 52-55 all-time in overtime games and snaps a seven-game losing streak in extra-session games. Tech had not won an overtime game since topping Oklahoma State with an 84-80 OT win on Feb. 27, 2019. The streak of seven straight losses started with the 85-77 OT loss to Virginia in the national championship game and included going 0-2 in overtime games last season.

THIS IS US: Texas Tech consists of five returners, seven transfers from the transfer portal, one junior college transfer and one player from high school... Tech added six upperclassmen transfers: Williams, Warren, Obanor, Calhoun, Wilson, Arms. The team started taking shape with McCullar making his intention to stay official on social media on April 6 when Adams was announced as the next head coach and Allen was the first signee a week later.

POSTSEASON EXPERIENCE: Texas Tech has eight players with NCAA Tournament experience: Calhoun (FSU), Obanor (ORU) and Arms (Winthrop) along with the five returners.

SPREAD THE COURT: Texas Tech has eight players who scored in double-figures last season: Davion Warren (21.2 ppg. / 6.3 rpg.); Kevin Obanor (18.7 ppg. / 9.6 rpg.); Bryson Williams (15.1 ppg. / 7.4 rpg.); Terrence Shannon (12.9 ppg. / 4.0 rpg.); Mylik Wilson (12.9 ppg. / 5.5 rpg.); Kevin McCullar (10.4 ppg. / 6.3 rpg.); Adonis Arms (10.4 ppg. / 4.5 rpg.); *KJ Allen (18.5 ppg / 9.3 rpg. - 2019-20 at ELAC).

BACK FOR MORE: Texas Tech has two players who went through the NBA Draft process but elected to return to college... Shannon returns from the NBA Draft Process as team's leading returner in scorer at 12.9 points per game last season... Obanor went through the NBA Draft Process and then the transfer portal

REBOUNDING DOMINANCE: Tech finished with 54 rebounds in the win over Tennessee which was just outside of the top-10 in rebounding for the program record. It was the most rebounds in a game since having 65 against East Central in 2008. The single-game record for the program is 80 rebounds against West Texas A&M in 1955. The record for a Big 12 game is 52 against Missouri in 2010. In the win over Tennessee, Tech had 44 defensive rebounds and 10 offensive rebounds. Tennessee finished with 47 rebounds in the game for a combined total of 101.

MARGIN OF VICTORY: The 56-point win over Lamar was the largest since a 62-point win over South Carolina

State on Dec. 17, 2014 and behind margins of 64 (UNC-Ashville – 2004), 65 (Houston Baptist – 1992) and the all-time margin of 72 against Nicholls State in a 107-35 in on Dec. 7, 2002. Tech's last 50-plus margin came in the 2018-19 season opener with an 87-37 win over Incarnate Word.

IN THE MECCA: Texas Tech is now 4-6 all-time at Madison Square Garden after its win over No. 13 Tennessee after earning a win over No.1 Louisville in 2019.
04/01/2003 • vs. St. John's L • 64-63
04/03/2003 • vs. Minnesota W • 71-61
11/26/2003 • vs. Utah W • 65-54
11/28/2003 • vs. Georgia Tech L • 85-65
11/17/2005 • vs. [16] Syracuse L • 81-46
11/18/2005 • vs. [19] Wake Forest L • 78-73 • 20T
11/30/2017 • vs. Seton Hall L • 89-79
12/20/2018 • vs. [2] Duke L • 69-58
11/10/2019 • vs. [1] Louisville W • 70-57
12/07/2021 • vs. [13] Tennessee W • 57-52 OT

EARLY SEASON STREAK: Tech started the season with a 6-0 record which was the eighth time in program history to begin a year with six straight wins. The Red Raiders began the 1929-30 season with a 12-0 record for the best start in program history and were 10-0 to begin the 2018-19 season before a loss to Duke at Madison Square Garden. The loss at Providence College snapped the winning streak.

MAJORS IN THE CLASSROOM: Agbo: Human Sciences; Allen: University Studies; Arms: Interdisciplinary Studies (Graduate School); Batcho: University Studies; Calhoun: University Studies; Duncan: Public Relations; McCullar: University Studies; Nadolny: Human Sciences; Obanor: Interdisciplinary Studies (Graduate School); Santos-Silva: Interdisciplinary Studies (Graduate School); Shannon: Human Sciences; Warren: Interdisciplinary Studies (Graduate School); Williams: Interdisciplinary Studies (Graduate School); Wilson: University Studies

DOUBLE-DOUBLE MACHINES: Obanor recorded 15 double-doubles last season, while Williams had five double-doubles at UTEP and Wilson four double-doubles at Louisiana. . . At Tech, Santos-Silva and McCullar led the team with two each last season. . . Obanor's 15 double-doubles were the 5th most in the NCAA last season and he came into this season with 30 in his career.

SEASON OPENERS: Texas Tech improved to 70-27 all-time in season openers, including winning 22 in a row with its 89-74 win over North Florida to begin the year. The Red Raiders have not lost in a season opener since a 68-60 defeat to Indiana in the 1999-20 season opener.

NBA CHAMPION: Tech legend Darvin Ham continues to rise among the ranks of NBA assistant coaches where he helped lead Milwaukee to the 2021 NBA Championship. Ham, who became an iconic player nationally by ripping down a rim in the 1996 NCAA Tournament and winning the 1996 NCAA Slam Dunk Contest, played in the NBA from 1996-2005 and was on the Detroit Pistons' 2004 NBA Championship team. Ham was an Atlanta Hawks assistant coach from 2013-18 and has been on the Bucks sideline since the 2018 season where he is the lead assistant. He recently completed his bachelor's degree, earning his Texas Tech degree in 2019 – 23 years after beginning his professional basketball career.

HISTORIC RUN: Texas Tech has ascended into one of

TEXAS TECH WINS VERSUS TOP 10 ASSOCIATED PRESS OPPONENTS				
NO. 1				
DATE	OPPONENT		RESULT	LOCATION
12/10/2019	[1] Louisville		W • 70-57	New York
01/11/2022	B12	[1] Baylor	W • 65-62	Waco
NO. 2				
DATE	OPPONENT		RESULT	LOCATION
01/26/1985	SWC	[2] SMU	W • 64-63	Lubbock
01/13/2018	B12	[2] West Virginia	W • 72-71	Lubbock
NO. 3				
DATE	OPPONENT		RESULT	LOCATION
03/14/2003	vs. [3] Texas		W • 92-81	Dallas
02/14/2005	B12	[3] Kansas	W • 80-79 • 2OT	Lubbock
02/17/2016	B12	[3] Oklahoma	W • 66-63	Lubbock
NO. 4				
DATE	OPPONENT		RESULT	LOCATION
02/09/1957	[4] SMU		W • 68-67	Lubbock
02/13/2017	B12	[4] Baylor	W • 84-78	Lubbock
03/30/2019	vs. [4] Gonzaga		W • 75-69	Anaheim
01/13/2021	at [4] Texas		W • 79-77	Austin
NO. 5				
DATE	OPPONENT		RESULT	LOCATION
01/02/1982	SWC	[5] Arkansas	W • 79-74	Lubbock
02/20/2007	B12	[5] Kansas	W • 69-64	Lubbock
04/06/2019	vs. Michigan State		W • 61-51	Minneapolis
NO. 6				
DATE	OPPONENT		RESULT	LOCATION
01/19/2002	B12	[6] Oklahoma State	W • 94-70	Lubbock
01/26/2002	B12	[6] Oklahoma	W • 92-79	Lubbock
01/24/2007	B12	[6] Texas A&M	W • 70-68	Lubbock
02/13/2007	B12	at [6] Texas A&M	W • 70-68	College Station
01/08/2022	B12	vs [6] Kansas	W • 75-67	Lubbock
NO. 7				
DATE	OPPONENT		RESULT	LOCATION
01/03/2017	B12	[7] West Virginia	W • 64-63	Lubbock
NO. 8				
DATE	OPPONENT		RESULT	LOCATION
02/28/1978	vs. [8] Michigan		W • 87-75	El Paso
03/28/2019	vs. [8] Michigan		W • 63-44	Anaheim
NO. 9				
DATE	OPPONENT		RESULT	LOCATION
03/04/2009	B12	[9] Kansas	W • 84-65	Lubbock
01/24/2015	B12	[9] Iowa State	W • 78-73	Lubbock
NO. 10				
DATE	OPPONENT		RESULT	LOCATION
12/13/1951	at [10] North Carolina State		W • 63-62	Raleigh
01/16/2008	B12	[10] Texas A&M	W • 68-53	Lubbock
01/02/2018	B12	at [10] Kansas	W • 85-73	Lawrence
TEXAS TECH VS. ASSOCIATED PRESS NO. 1 RANKED TEAMS				
O • 2-7	H • 0-3	A • 1-1	N • 1-3	
DATE	OPPONENT		RESULT	LOCATION
01/29/1997	B12	[1] Kansas	L • 86-77	Lubbock
03/09/2002	vs. [1] Kansas		L • 90-50	Kansas City
03/20/2004	vs. [1] Saint Joseph's		L • 70-65	Buffalo, N.Y.
03/11/2010	vs. [1] Kansas		L • 80-68	Kansas City
01/09/2016	B12	[1] Kansas	L • 69-59	Lubbock
01/26/2016	B12	at [1] Oklahoma	L • 91-67	Norman
12/10/2019	vs. [1] Louisville		W • 70-57	New York
03/07/2020	B12	[1] Kansas	L • 66-62	Lubbock
01/11/2022	B12	[1] Baylor	W • 65-62	Waco

the top college basketball programs in the nation. The program advanced to the 2018 NCAA Elite 8 and then reached the 2019 Final Four for the first time in program history. The Red Raiders won the 2019 Big 12 regular-season championship before making their historic run in the 2019 NCAA Tournament. Tech started the postseason journey with wins over Northern Kentucky and Buffalo in the first and second rounds hosted in Tulsa and then went through Michigan and Gonzaga in the Sweet 16 and Elite 8 in Anaheim. TTU topped Michigan State in the Final Four in Minneapolis before falling to Virginia in the 2019 NCAA Championship Final in overtime. The national runner-up finish is the best showing in program history. McCullar is the only players on the current roster who were on the Final Four team, while Adams and Sutton remain from the staff.

OUR NEW HOME: Texas Tech officially opened the Dustin R. Womble Basketball Center, a state-of-the-art \$32.2 million facility during the summer. The Womble Center, which was funded entirely through philanthropic gifts to The Campaign for Fearless Champions, represents the premier basketball facility in the country, providing both programs a day-to-day home for player development and strength and conditioning workouts. the nearly 59,000-square foot Womble Center, which is located directly across from United Supermarkets Arena for quick access for both programs. The facility features practice courts for both teams as well as a 6,500-square-foot strength and conditioning area, one of the largest of its kind in the NCAA that is on-par with similar team headquarters in the NBA. Texas Tech installed Robbins MVP wooden floors in both practice gyms, long considered the industry leader in court technology. The facility also boasts 3,355-square feet of athletic training space, which includes areas for

hydrotherapy and cryotherapy as well as a physician's exam room and massage and treatment areas. Most impressively, the Womble Center features a strong investment in technology with 97 television or video monitors throughout the facility. This includes a state-of-the-art film room for both teams and 98-inch screens in each players' lounge complete with gaming systems. From a player-development standpoint, Texas Tech has installed a video coaching system that allows each team to run a play and then go to the video screen to immediately review team performance. Both gyms also have respective sound systems and acoustical decking that is designed to match the decibel levels at United Supermarkets Arena.

PLAYING IN THE USA: Texas Tech Athletics announced an extension of the current naming rights agreement to United Supermarkets Arena as the grocery chain will remain the facility's namesake through 2035. Texas Tech will receive an additional \$16 million over the course of the agreement, which continues the long-standing partnership between the university and United Supermarkets.

The West Texas-based chain has now committed more than \$30 million to Texas Tech Athletics since securing the original naming rights to the 15,000-seat arena in 1996. United provided Texas Tech with a key \$10 million investment that jumpstarted fundraising efforts for the arena, opening in 1999 as United Spirit Arena. In 2014, Texas Tech and United extended their original agreement for \$9.45 million. The second extension continues the relationship until 2035.



0 | KEVIN OBANOR

SENIOR | FORWARD | HOUSTON, TEXAS
[oh-ban-er]

DEFINE YOURSELF: "I'm a versatile player who can hit shots from the outside and also post-up depending on my matchup. I bring a positive energy and am a man of God on and off the court. I've had a great journey that has taken me on a lot of different routes. God always had me in his hands and I really feel like everything has played out naturally. I feel more prepared right now to do big things here at Texas Tech because of everything on my journey. Everything has been a blessing. My role could be anything at this point. It could be as a large role from the starting lineup or as a role player who does the little things to help us win. I'm working hard to be prepared for everything and know that if I stay positive and work hard that I'll be in a position to help us win. I've always been a scrappy player and see myself as a dog. Having played in the Sweet 16 and seeing that stage, you learn what it takes to keep advancing. I see myself as a leader on our team and plan on using those experiences from last year to help our younger players be ready to have a successful season."

				Field Goals		3-Point		F-Throws		Rebounds									Scoring	
SEASON	TEAM	GP-GS	MIN/AVG	FG-FGA	FG%	3FG-3FGA	3FG%	FT-FTA	FT%	OFF	DEF	TOT	AVG	PF-FO	A	TO	BLK	STL	PTS	AVG
2018-19	ORU	27-11	627/23.2	133-228	.583	26-63	.413	110-133	.827	72	129	201	7.4	69-2	13	44	8	4	402	14.9
2019-20	ORU	31-28	763/24.6	124-261	.475	40-103	.388	92-115	.800	88	125	213	6.9	76-3	23	46	25	13	380	12.3
2020-21	ORU	28-28	890/31.8	178-354	.503	56-121	.463	112-128	.875	61	209	270	9.6	78-4	30	61	19	15	524	18.7
2021-22	TTU	16-16	400/25.0	55-127	.433	24-70	.343	16-23	.696	16	63	79	4.9	28-0	13	16	2	7	150	9.4
TOTAL FOR TTU		16-16	400/25.0	55-127	.433	24-70	.343	16-23	.696	16	63	79	4.9	28-0	13	16	2	7	150	9.4
TOTAL		102-83	2680/26.3	490-970	.505	146-357	.409	330-399	.827	237	526	763	7.5	251-9	79	167	54	39	1456	14.3

SINGLE-GAME HIGHS

Career: POINTS: 39 (vs. Omaha - 1/2/21) - REBOUNDS: 18 (vs. N.Dak. - 1/8/21) - STEALS: 4 (vs. Florida - 3/21/21) - ASSISTS: 4 (EWU) - 3FG MADE: 6 (at Omaha - 1/2/21)
Season: POINTS: 20 (Lamar) - REBOUNDS: 10 (at Iowa State) - STEALS: 1 (4x) - ASSISTS: 4 (EWU) - 3FG MADE: 3 (4x)

Opponent	Date	GS	MIN	Total		3-Pointers		Free throws		Rebounds										
				FG-FGA	PCT	3FG-3FGA	PCT	FT-FTA	PCT	OFF	DEF	TOT	AVG	PF	A	TO	BLK	STL	PTS	AVG
North Florida	11/09/2021	*	23:46	5-12	.417	3-5	.600	4-4	1.000	2	4	6	6.0	2	0	1	0	0	17	17.0
Grambling	11/12/2021	*	28:29	3-11	.273	3-9	.333	0-0	.000	1	1	2	4.0	3	0	0	0	1	9	13.0
Prairie View	11/15/2021	*	20:38	3-6	.500	2-4	.500	0-0	.000	0	5	5	4.3	2	1	0	0	1	8	11.3
vs Incarnate Word	11/20/2021	*	15:28	2-4	.500	1-2	.500	1-1	1.000	2	4	6	4.8	2	1	1	1	0	6	10.0
Omaha	11/23/2021	*	20:54	1-5	.200	0-2	.000	0-2	.000	0	2	2	4.2	3	2	0	0	1	2	8.4
Lamar University	11/27/2021	*	20:49	6-10	.600	3-6	.500	5-5	1.000	1	6	7	4.7	1	0	0	0	0	20	10.3
at Providence	12/01/2021	*	20:12	5-10	.500	2-4	.500	0-0	.000	2	1	3	4.4	2	0	2	0	0	12	10.6
vs Tennessee	12/07/2021	*	41:40	4-16	.250	2-11	.182	0-0	.000	2	5	7	4.8	0	0	3	1	1	10	10.5
Arkansas St.	12/14/2021	*	23:11	1-3	.333	0-2	.000	0-0	.000	1	3	4	4.7	1	1	0	0	0	2	9.6
vs Gonzaga	12/18/2021	*	28:35	4-7	.571	1-2	.500	0-0	.000	1	3	4	4.6	1	1	0	0	0	9	9.5
Eastern Wash.	12/22/2021	*	26:42	3-5	.600	2-3	.667	3-4	.750	0	7	7	4.8	1	4	0	0	1	11	9.6
Alabama St.	12/28/2021	*	15:46	2-7	.286	0-5	.000	0-0	.000	0	5	5	4.8	1	0	3	0	0	4	9.2
at Iowa St.	01/05/2022	*	33:28	1-5	.200	0-3	.000	1-2	.500	1	9	10	5.2	3	0	3	0	0	3	8.7
Kansas	01/08/2022	*	22:53	3-7	.429	1-4	.250	0-0	.000	2	5	7	5.4	4	1	1	0	0	7	8.6
at Baylor	01/11/2022	*	33:03	6-11	.545	1-3	.333	0-0	.000	1	3	4	5.3	1	2	1	0	0	13	8.9
Oklahoma St.	01/13/2022	*	24:16	6-8	.750	3-5	.600	2-5	.400	0	0	0	4.9	1	0	1	0	2	17	9.4
Totals		16	399:51	55-127	.433	24-70	.343	16-23	.696	16	63	79	4.9	28	13	16	2	7	150	9.4

Player Averages

Games Played	Minutes/game	Points/game	FG Pct	3FG Pct	FT Pct	Rebounds/game	Assists/game	Turnovers/game	Assist/Turnover ratio	Steals/game	Blocks/game
16	25.0	9.4	43.3	34.3	69.6	4.9	0.8	1.0	0.8	0.4	0.1

COLLEGIATE CAREER PATH

2017-18: Redshirt - Oral Roberts

2018-19: Oral Roberts

2019-20: Oral Roberts

2020-21: Oral Roberts

2021-22: Texas Tech

CAREER AWARDS

- Julius Erving Award Watch List (2021-22)
- College Insider Mid-Major All-American (Lou Henson Award Finalist)
- NABC All-District First Team (2020-21)
- All-Summit League First Team (2020-21)
- Summit League All-Tournament Team (2020-21)
- Three-time Summit League Player of the Week (2020-21)
- Summit League All-Tournament Team (2020)
- Freshman All-American (College Insider)
- Summit League Freshman of the Year (2018-19)
- Summit League Sixth Man of the Year (2018-19)
- All-Summit League Second Team (2018-19)
- Summit League All-Newcomer Team (2018-19)
- Summit League Player of the Week (Feb. 11, 2019)

- Played three seasons at Oral Roberts University where he scored 1,306 points and secured 684 rebounds
- Helped the Golden Eagles to the 2021 Sweet 16 with three double-doubles in the 2021 NCAA Tournament
- Went through the NBA Draft process before electing to return to college and enter the transfer portal where he was listed as the No. 9 ranked transfer player according to ESPN
- Earned NABC All-District and All-Summit League first team honors as a redshirt junior last season where he averaged 18.7 points and 9.6 rebounds per game
- Led ORU in rebounding 24 times during the season and scored in double-figures in 27 of 28 games

- Scored a career-high 39 points against Omaha in a game where he went 16-for-23 from the field and also had a career-high with an 18-rebound performance against North Dakota
- Shined in the 2021 NCAA Tournament with three double-doubles, including going off for 30 points and 11 rebounds in a first-round upset of Ohio State and followed it with 28 points and 11 rebounds in a win over Florida
- Recorded 12 points and 11 rebounds in a Sweet 16 loss to Arkansas
- Signed with Tech on July 16, 2021



1 | Terrence Shannon

JUNIOR | GUARD | CHICAGO, ILLINOIS
[tear-ence]

DEFINE YOURSELF: "I see myself as a versatile player who is a strong defender and can handle the ball. I'm still developing my shot to get to where I know it can be, but I'm a guy who is always going to work hard to get better and am never satisfied. I was a point guard in high school and have seen my role change the past two years. I'm more of a defender than I ever was before I got here and always try to make the hustle plays. I see myself as one our go-to guys and primary ball handlers this season. Every year my role has gotten bigger as I've improved. I'm a player with a lot of intangibles that are hard to teach like taking charges, diving on the floor to make a play and being an encourager for my teammates. I feel like the game is slowing down for me since I've been playing in the Big 12 two years now. I got feedback from the NBA coaches and GMs this summer directly and feel like I understand what I need to do more now. I'm confident in who I am. I feel like I'm one of the best players in the country and can't wait to prove it."

SEASON	TEAM	GP-GS	MIN/AVG	Field Goals		3-Point		F-Throws		Rebounds										Scoring	
				FG-FGA	FG%	3FG-3FGA	3FG%	FT-FTA	FT%	OFF	DEF	TOT	AVG	PF-FO	A	TO	BLK	STL		PTS	AVG
2019-20	TTU	29-21	682/23.5	94-200	.470	9-35	.257	87-105	.829	31	89	120	4.1	66-2	29	37	12	26		284	9.8
2020-21	TTU	28-13	744/26.6	120-268	.448	30-84	.357	90-119	.756	32	79	111	4.0	49-1	39	38	4	32		360	12.9
2021-22	TTU	6-6	159/26.5	29-61	.475	11-31	.355	17-20	.850	4	15	19	3.2	9-0	13	14	1	6		86	14.3
TOTAL		63-40	1585/25.2	243-529	.459	50-150	.333	194-244	.795	67	183	250	4.0	124-3	81	89	17	64		730	11.6

NCAA GAME HIGHS

Career POINTS: 24 (at DePaul - 12/4/19) - REBOUNDS: 12 (Tennessee) - STEALS: 4 (at ISU - 2/22/20) - ASSISTS: 6 (UIW/at Iowa State - 1/9/21) - 3FG MADE: 4 (3X)
Season POINTS: 18 (Omaha/Tennessee) - REBOUNDS: 12 (Tennessee) - STEALS: 2 (UIW/Omaha) - ASSISTS: 6 (UIW) - 3FG MADE: 4 (Lamar)

Opponent	Date	GS	MIN	Total		3-Pointers		Free throws		Rebounds											
				FG-FGA	PCT	3FG-3FGA	PCT	FT-FTA	PCT	OFF	DEF	TOT	AVG	PF	A	TO	BLK	STL	PTS	AVG	
vs Incarnate Word	11/20/2021	*	26:20	5-12	.417	2-6	.333	4-5	.800	0	1	1	1.0	1	6	3	0	2	16	16.0	
Omaha	11/23/2021	*	21:26	6-11	.545	3-4	.750	3-3	1.000	0	0	0	0.5	0	0	1	1	2	18	17.0	
Lamar University	11/27/2021	*	30:21	5-11	.455	4-8	.500	1-2	.500	1	1	2	1.0	3	2	1	0	1	15	16.3	
at Providence	12/01/2021	*	22:43	6-11	.545	2-7	.286	3-3	1.000	2	1	3	1.5	4	1	4	0	0	17	16.5	
vs Tennessee	12/07/2021	*	42:12	6-14	.429	0-5	.000	6-7	.857	1	11	12	3.6	1	2	3	0	1	18	16.8	
Arkansas St.	12/14/2021	*	15:58	1-2	.500	0-1	.000	0-0	.000	0	1	1	3.2	0	2	2	0	0	2	14.3	
Totals		6	158:59	29-61	.475	11-31	.355	17-20	.850	4	15	19	3.2	9	13	14	1	6	86	14.3	

Player Averages

Games Played	Minutes/game	Points/game	FG Pct	3FG Pct	FT Pct	Rebounds/game	Assists/game	Turnovers/game	Assist/Turnover ratio	Steals/game	Blocks/game
6	26.5	14.3	47.5	35.5	85.0	3.2	2.2	2.3	0.9	1.0	0.2

AWARDS

- Preseason All-Big 12 (2021-22)
- Wooden Award Watch List (2021-22)
- Naismith Award Watch List (2021-22)
- Jerry West Award Watch List (2021-22)
- All-Big 12 Third Team (2020-21)
- Julius Erving Award Finalist (2020-21)
- Academic All-Big 12 Second Team (2020-21)
- Big 12 All-Freshman Team (2019-20)
- Big 12 Newcomer of the Week (12/15/2019)

- In third season at Tech after he returned following going through the NBA Draft process over the summer.
- Made his season debut in the fourth game of the season against UIW where he scored 16 points and matched a career-high with six assists... Sat out first three games of season with a review of NBA Draft Process being looked at
- Averaged 12.9 points, 4.0 rebounds, 1.4 assists and 1.1 steals per game in his second season with the Red Raiders
- Scored 23 points at LSU where he also secured 10 rebounds to record his first career double-double... Shannon had 20 or more points in five games and scored in double figures in 22 of the 28 games he played in
- Along with his 23-point performance at LSU, Shannon went for 22 points in a home win over Kansas State and had 21 points in a road win at Oklahoma where

- he was 8-for-12 from the field with two 3-pointers
- Finished his freshman season averaging 9.8 points, 4.1 rebounds and 1.0 assists per game to earn Big 12 All-Freshman Team honors
- A starter in 21 of 29 games played as a freshman, he scored a career-high 24 points at DePaul in non-conference play before going for 23 points against West Virginia at home in Big 12 play
- Played Prep School basketball at the IMG Academy in Florida for head coach John Rhodes... Listed at No. 92 in the ESPN 100 and No. 86 by 247Sports in the recruiting class...
- Earned a 4-Star scouting grade from ESPN, Rivals and 247Sports... Played four years at Lincoln Park HS in Chicago
- Named All-State and All-City as senior



2 | DAVION WARREN

SENIOR | GUARD | BUFFALO, NEW YORK
[day-vee-on]

DEFINE YOURSELF: "I'm a guy who can facilitate, bring a lot of energy on both ends and am always there to encourage my teammates. I know we need everyone on our roster to be successful so we all have to be ready at all times. My journey has really shaped who I am right now. I started at a junior college and am now playing at the highest level of college basketball. I'm not taking that for granted and it makes me appreciate every moment. I've always kept faith in myself throughout my career and never quit working. I'm just going to keep working. I feel like I'm a good guy to be around and always try to be present with a positive energy. I'm always positive. I can be a playmaker on offense and lockdown defender."

				Field Goals		3-Point		F-Throws		Rebounds									Scoring	
SEASON	TEAM	GP-GS	MIN/AVG	FG-FGA	FG%	3FG-3FGA	3FG%	FT-FTA	FT%	OFF	DEF	TOT	AVG	PF-FO	A	TO	BLK	STL	PTS	AVG
2019-20	Hamp	34-26	939/27.6	120-246	.488	30-81	.370	77-114	.675	60	151	211	6.2	101-4	53	65	20	25	347	10.2
2020-21	Hamp	25-25	875/35.0	187-411	.455	48-159	.302	108-143	.755	32	125	157	6.3	68-3	75	92	16	52	530	21.2
2021-22	TTU	16-16	405/25.3	60-133	.451	14-46	.304	34-43	.791	8	37	45	2.8	41-1	27	29	3	23	168	10.5
TOTAL FOR TTU		16-16	405/25.3	60-133	.451	14-46	.304	34-43	.791	8	37	45	2.8	41-1	27	29	3	23	168	10.5
TOTAL		75-67	2220/29.6	367-790	.465	92-286	.322	219-300	.730	100	313	413	5.5	210-8	155	186	39	100	1045	13.9

SINGLE GAME HIGHS

Career POINTS: 34 (at USC Upstate - 1/14/21) - REBOUNDS: 15 (at USCUP 1/8/20 & vs. UNC Asheville - 1/9/20) - STEALS: 5 (3X) - ASSISTS: 6 (3X) - 3FG MADE: 4 (2X)
Season: POINTS: 19 (Grambling) - REBOUNDS: 6 (Grambling) - STEALS: 3 (UNF) - ASSISTS: 5 (UNF) - 3FG MADE: 3 (PVAMU)

Opponent	Date	GS	MIN	Total		3-Pointers		Free throws		Rebounds											
				FG-FGA	PCT	3FG-3FGA	PCT	FT-FTA	PCT	OFF	DEF	TOT	AVG	PF	A	TO	BLK	STL	PTS	AVG	
North Florida	11/09/2021	*	27:55	7-10	.700	0-1	.000	0-0	.000	1	2	3	3.0	1	5	2	0	3	14	14.0	
Grambling	11/12/2021	*	25:12	5-7	.714	2-3	.667	7-7	1.000	1	5	6	4.5	1	1	5	0	2	19	16.5	
Prairie View	11/15/2021	*	24:52	6-10	.600	3-5	.600	0-0	.000	1	1	2	3.7	3	1	2	0	2	15	16.0	
vs Incarnate Word	11/20/2021	*	25:22	4-7	.571	0-2	.000	1-2	.500	0	2	2	3.3	1	1	1	0	2	9	14.3	
Omaha	11/23/2021	*	21:46	5-9	.556	0-1	.000	4-4	1.000	2	2	4	3.4	2	2	2	0	1	14	14.2	
Lamar University	11/27/2021	*	12:51	1-2	.500	1-1	1.000	3-4	.750	1	0	1	3.0	2	3	0	0	0	6	12.8	
at Providence	12/01/2021	*	20:19	2-8	.250	1-3	.333	3-4	.750	0	2	2	2.9	4	1	1	0	1	8	12.1	
vs Tennessee	12/07/2021	*	34:54	3-10	.300	1-2	.500	3-6	.500	0	3	3	2.9	2	1	2	1	2	10	11.9	
Arkansas St.	12/14/2021	*	26:16	4-14	.286	0-4	.000	3-3	1.000	0	5	5	3.1	3	1	2	0	2	11	11.8	
vs Gonzaga	12/18/2021	*	25:05	2-8	.250	1-2	.500	0-0	.000	1	4	5	3.3	1	3	1	0	1	5	11.1	
Eastern Wash.	12/22/2021	*	27:10	4-7	.571	1-4	.250	0-0	.000	0	2	2	3.2	4	1	3	0	2	9	10.9	
Alabama St.	12/28/2021	*	26:00	6-12	.500	2-7	.286	1-2	.500	0	1	1	3.0	4	0	1	0	2	15	11.3	
at Iowa St.	01/05/2022	*	31:35	4-11	.364	1-5	.200	3-4	.750	0	1	1	2.8	5	2	4	0	0	12	11.3	
Kansas	01/08/2022	*	30:34	2-6	.333	0-3	.000	3-3	1.000	1	1	2	2.8	3	2	1	1	2	7	11.0	
at Baylor	01/11/2022	*	23:16	0-3	.000	0-2	.000	2-2	1.000	0	2	2	2.7	3	0	1	0	0	2	10.4	
Oklahoma St.	01/13/2022	*	22:20	5-9	.556	1-1	1.000	1-2	.500	0	4	4	2.8	2	3	1	1	1	12	10.5	
Totals		16	405:27	60-133	.451	14-46	.304	34-43	.791	8	37	45	2.8	41	27	29	3	23	168	10.5	

Player Averages

Games Played	Minutes/game	Points/game	FG Pct	3FG Pct	FT Pct	Rebounds/game	Assists/game	Turnovers/game	Assist/Turnover ratio	Steals/game	Blocks/game
16	25.3	10.5	45.1	30.4	79.1	2.8	1.7	1.8	0.9	1.4	0.2

COLLEGIATE CAREER PATH

2017-18: Olney Central College
2018-19: Olney Central College
2019-20: Hampton University
2020-21: Hampton University
2021-22: Texas Tech

AWARDS

- All-Big South First Team (2021)
- NABC All-District (2021)
- VaSID First Team All-State (2021)
- BOXTOROW Co-National Player of Year (2021)
- HBCU All-Star Team
- Three-time Big South Player of the Week (2020-21)

- Averaged 21.2 points, 6.3 rebounds and 2.1 steals per game during his senior season at Hampton University before deciding to transfer to Texas Tech where he will have one year of eligibility
- Earned NABC All-District First Team, Big South First Team All-Conference and Hoopshd.com Big South Player of the Year and First Team All-Conference as a senior
- Tabbed as the BOXTOROW's HBCU Division I Co-Player of the Year and All-American
- His 21.2 ppg. was the 13th most in the nation and came with him shooting 45.5 percent (187-for-411) from the field, knocking down 48 3-pointers and making 108 free throws (75.5%)
- Scored a career-high 34 points against USC Upstate after going 13-for-20 (65 percent) from

the field along with hitting three 3-pointers and making 5 of 5 free throws

- A starter in all 25 games in his senior season with the Pirates, Warren was consistent throughout the year where he scored in double figures in 24 of 25 games and had 20 or more in 18 games
- Prior to playing at Hampton, Warren played at Olney Central College for two seasons... Scored 295 as a freshman and 423 as a sophomore
- Averaged 13.6 points, 6.2 rebounds and 1.2 steals per game as a sophomore, including going off for 20 points on 8-for-12 shooting in his final game
- Played and graduated from Bishop Timon St. Jude High School in Buffalo, New York
- Father of King Warren (born Oct. 3, 2020)



3 | CLARENCE NADOLNY

JUNIOR | GUARD | MONTREUIL, FRANCE
[na-dole-knee]

DEFINE YOURSELF: "I'm a more experienced player and have learned a lot about the game since I've been here. I think I'm a solid player offensively and defensively who is only getting better. It's my third year and I'm ready to take it to another level by hitting more shots, making more assists and be a presence on defense. I'm an energizer and bring fire to the team. I've worked a lot on my decision-making and trying to make the right plays. I'm not as wild. It's about making the right shot and pass, not forcing anything anymore. Defensively, I feel like I can be really strong and consistent. I'm ready to take on a bigger role by earning trust. I want to be a leader on and off the court by consistently doing what's best for the team."

SEASON	TEAM	GP-GS	MIN/AVG	Field Goals		3-Point		F-Throws		Rebounds									Scoring	
				FG-FGA	FG%	3FG-3FGA	3FG%	FT-FTA	FT%	OFF	DEF	TOT	AVG	PF-FO	A	TO	BLK	STL	PTS	AVG
2019-20	TTU	24-0	146/6.1	13-30	.433	0-7	.000	21-34	.618	4	19	23	1.0	24-0	13	11	0	5	47	2.0
2020-21	TTU	24-0	214/8.9	12-31	.387	5-18	.278	15-26	.577	2	24	26	1.1	35-1	15	10	0	4	44	1.8
2021-22	TTU	13-3	254/19.5	20-41	.488	2-12	.167	22-33	.667	2	15	17	1.3	22-1	18	17	2	20	64	4.9
TOTAL		61-3	614/10.1	45-102	.441	7-37	.189	58-93	.624	8	58	66	1.1	81-2	46	38	2	29	155	2.5

NCAA GAME HIGHS

Career POINTS: 17 (Kansas) - REBOUNDS: 4 (HBU - 11/13/19 & NWST - 11/25/20) - STEALS: 4 (at Iowa State) - ASSISTS: 5 (Alabama State)
Season POINTS: 17 (Kansas) - REBOUNDS: 3 (Kansas) - STEALS: 4 (at Iowa State) - ASSISTS: 5 (Alabama State)

				Total		3-Pointers		Free throws		Rebounds											
Opponent	Date	GS	MIN	FG-FGA	PCT	3FG-3FGA	PCT	FT-FTA	PCT	OFF	DEF	TOT	AVG	PF	A	TO	BLK	STL	PTS	AVG	
vs Incarnate Word	11/20/2021		16:52	0-2	.000	0-2	.000	0-0	.000	0	0	0	0.0	0	0	0	0	3	0	0.0	
Omaha	11/23/2021		15:01	0-1	.000	0-0	.000	3-4	.750	0	0	0	0.0	3	1	2	1	1	3	1.5	
Lamar University	11/27/2021		15:17	1-1	1.000	1-1	1.000	3-3	1.000	0	1	1	0.3	3	1	2	0	0	6	3.0	
at Providence	12/01/2021		00:09	0-0	.000	0-0	.000	1-2	.500	0	0	0	0.3	0	0	0	0	0	1	2.5	
vs Tennessee	12/07/2021		01:25	0-0	.000	0-0	.000	0-1	.000	0	1	1	0.4	0	0	1	0	0	0	2.0	
Arkansas St.	12/14/2021		06:15	0-0	.000	0-0	.000	0-0	.000	1	1	2	0.7	0	0	1	0	0	0	1.7	
vs Gonzaga	12/18/2021		29:12	1-3	.333	0-1	.000	1-2	.500	0	2	2	0.9	0	2	2	0	0	3	1.9	
Eastern Wash.	12/22/2021		21:36	0-2	.000	0-1	.000	4-5	.800	0	1	1	0.9	0	3	1	0	1	4	2.1	
Alabama St.	12/28/2021		23:38	3-4	.750	1-1	1.000	1-1	1.000	0	2	2	1.0	3	5	2	0	3	8	2.8	
at Iowa St.	01/05/2022	*	36:16	4-7	.571	0-1	.000	1-4	.250	0	1	1	1.0	5	3	0	1	4	9	3.4	
Kansas	01/08/2022	*	34:33	6-13	.462	0-2	.000	5-5	1.000	1	2	3	1.2	2	1	2	0	3	17	4.6	
at Baylor	01/11/2022	*	28:52	5-6	.833	0-1	.000	1-3	.333	0	1	1	1.2	2	1	2	0	2	11	5.2	
Oklahoma St.	01/13/2022		24:41	0-2	.000	0-2	.000	2-3	.667	0	3	3	1.3	4	1	2	0	3	2	4.9	
Totals		3	253:46	20-41	.488	2-12	.167	22-33	.667	2	15	17	1.3	22	18	17	2	20	64	4.9	

Player Averages

Games Played	Minutes/ game	Points/ game	FG Pct	3FG Pct	FT Pct	Rebounds/ game	Assists/ game	Turnovers/ game	Assist/Turnover ratio	Steals/ game	Blocks/ game
13	19.5	4.9	48.8	16.7	66.7	1.3	1.4	1.3	1.1	1.5	0.2

- Nadolny played in 24 games for the Red Raiders in his second season and finished the year averaging 1.8 points and 1.1 rebounds per game
- Scored a season-high seven points in the home win over Oklahoma where he was 2-for-2 from the field with a 3-pointer
- Nadolny scored six points in the neutral-court win over Corpus Christi and finished the season with three games with three assists, including against Utah State in the NCAA Tournament first

AWARDS

- Academic All-Big 12 First Team (2021)

round win

- Nadolny finished his first season with the Red Raiders averaging 2.0 points and 1.0 rebounds through 24 games played... He played all 24 games a reserve, averaging 6.1 minutes per game
- A 3-Star recruit from France, Nadolny played the Scotland Performance Institute in Pennsylvania after attending high school at Our Savior New American



4 | DANIEL BATCHO

FRESHMAN | FORWARD | PARIS, FRANCE
[batch-oh]

DEFINE YOURSELF: "I play to win. I have a good basketball IQ and vision on the court. I'm a strong rebounder and athletic. Last year was really tough not playing because of my injury but I stayed focused and was always paying attention. I was watching and learning so it's not new. I'm ready to get back out that. I'm working on my post game and think that can make me a better player. I'll always do whatever it takes to help the team win. Everybody on this team works hard. We are underdogs. There are guys who are underrated and we all work to prove them wrong. Every day we push each other to be the best we can be. It's the best I've ever been around."

				Field Goals		3-Point		F-Throws		Rebounds										Scoring	
SEASON	TEAM	GP-GS	MIN/AVG	FG-FGA	FG%	3FG-3FGA	3FG%	FT-FTA	FT%	OFF	DEF	TOT	AVG	PF-FO	A	TO	BLK	STL	PTS	AVG	
2021-22	TTU	15-0	183/12.2	17-24	.708	0-1	.000	14-23	.609	19	43	62	4.1	17-0	9	9	10	2	48	3.2	
TOTAL		15-0	183/12.2	17-24	.708	0-1	.000	14-23	.609	19	43	62	4.1	17-0	9	9	10	2	48	3.2	

SINGLE GAME HIGHS

Career POINTS: 8 (UIW/Alabama State) - REBOUNDS: 11 (Tennessee) - STEALS: 1 (UIW) - ASSISTS: 6 (Omaha) - BLOCKS: 2 (Tennessee) 3FG MADE: 0
Season POINTS: 8 (UIW/Alabama State) - REBOUNDS: 11 (Tennessee) - STEALS: 1 (UIW) - ASSISTS: 6 (Omaha) - BLOCKS: 2 (Tennessee) 3FG MADE: 0

Opponent	Date	GS	MIN	Total		3-Pointers		Free throws		Rebounds				PF	A	TO	BLK	STL	PTS	AVG
				FG-FGA	PCT	3FG-3FGA	PCT	FT-FTA	PCT	OFF	DEF	TOT	AVG							
North Florida	11/09/2021		09:18	0-1	.000	0-0	.000	0-0	.000	2	2	4	4.0	1	0	0	1	0	0.0	
Grambling	11/12/2021		02:14	0-0	.000	0-0	.000	0-0	.000	0	0	0	2.0	0	0	1	0	0	0.0	
Prairie View	11/15/2021		08:02	0-1	.000	0-0	.000	2-2	1.000	2	1	3	2.3	1	0	0	0	0	0.7	
vs Incarnate Word	11/20/2021		11:20	2-3	.667	0-0	.000	4-4	1.000	4	4	8	3.8	1	1	0	1	1	2.5	
Omaha	11/23/2021		16:02	2-3	.667	0-0	.000	2-3	.667	4	6	10	5.0	1	6	1	0	0	3.2	
Lamar University	11/27/2021		14:26	1-1	1.000	0-0	.000	0-0	.000	0	2	2	4.5	1	0	2	1	0	3.0	
at Providence	12/01/2021		10:40	1-2	.500	0-0	.000	0-0	.000	1	1	2	4.1	0	0	0	0	0	2.9	
vs Tennessee	12/07/2021		26:06	1-1	1.000	0-0	.000	2-5	.400	2	9	11	5.0	3	0	1	2	0	3.0	
Arkansas St.	12/14/2021		17:13	2-2	1.000	0-0	.000	1-3	.333	0	3	3	4.8	2	1	0	1	0	3.2	
vs Gonzaga	12/18/2021		17:19	2-2	1.000	0-0	.000	0-2	.000	0	3	3	4.6	2	0	1	1	0	3.3	
Eastern Wash.	12/22/2021		08:45	2-2	1.000	0-0	.000	1-2	.500	2	2	4	4.5	2	0	1	1	0	3.5	
Alabama St.	12/28/2021		23:06	3-4	.750	0-0	.000	2-2	1.000	2	7	9	4.9	0	0	1	1	1	3.8	
Kansas	01/08/2022		05:58	1-1	1.000	0-0	.000	0-0	.000	0	1	1	4.6	1	0	1	0	0	3.7	
at Baylor	01/11/2022		04:51	0-0	.000	0-0	.000	0-0	.000	0	0	0	4.3	0	0	0	0	0	3.4	
Oklahoma St.	01/13/2022		07:51	0-1	.000	0-1	.000	0-0	.000	0	2	2	4.1	2	1	0	1	0	3.2	
Totals		0	183:11	17-24	.708	0-1	.000	14-23	.609	19	43	62	4.1	17	9	9	10	2	48	3.2

Player Averages

Games Played	Minutes/game	Points/game	FG Pct	3FG Pct	FT Pct	Rebounds/game	Assists/game	Turnovers/game	Assist/Turnover ratio	Steals/game	Blocks/game
15	12.2	3.2	70.8	0.0	60.9	4.1	0.6	0.6	1.0	0.1	0.7

COLLEGIATE CAREER PATH

2020-21: Redshirt - Arizona
2021-22: Texas Tech

- Batcho transferred from the University of Arizona and maintains four years of collegiate eligibility
- At 6-foot-11 is the tallest player on the Red Raider roster this season
- Played for Centre Federal du Basketball (CFBB) before coming to the United States to play at Arizona
- Helped the U18 CFBB Paris to a runner-up finish at the Euroleague Basketball Next Generation Tournament where he recorded a double-double with 24 points and 15 rebounds along with adding three

- blocks in the championship game
- Batcho was named the MVP of the Euroleague Basketball Next Generation Tournament in Belgrade in Feb. 2020 where he averaged 14.8 points, 11.3 rebounds and 1.8 blocks during the four games of the tournament
- Redshirted last season at the University of Arizona
- Signed with the Wildcats as one of the top international prospects in the 2020 class



11 | BRYSON WILLIAMS

SENIOR | FORWARD | FRESNO, CALIFORNIA

DEFINE YOURSELF: "I'm a relentless basketball player. I give it everything I've got every time I'm on the court. I'm willing to do anything to help my team win. My biggest strength right now is scoring the ball. I can score in a variety of ways – in the post, midrange and my three-ball has been consistently improving. My journey has made me hardnosed. I feel like it's showed me that hard work is the only way to accomplish something. I value every day and every moment. Moving around a little like I've done I've learned that you'll find success if you work as hard as you can all the time. I'm using this opportunity to better myself and help this team accomplish every goal we have. I want to become a better leader and player to prepare myself for the NBA."

				Field Goals		3-Point		F-Throws		Rebounds									Scoring	
SEASON	TEAM	GP-GS	MIN/AVG	FG-FGA	FG%	3FG-3FGA	3FG%	FT-FTA	FT%	OFF	DEF	TOT	AVG	PF-FO	A	TO	BLK	STL	PTS	AVG
2016-17	Fresno	33-26	567/17.2	105-174	.603	0-0	.000	43-66	.652	49	95	144	4.4	102-8	5	39	19	13	253	7.7
2017-18	Fresno	32-32	916/28.6	192-322	.596	1-4	.250	56-93	.602	60	135	195	6.1	102-3	37	59	21	16	441	13.8
2019-20	UTEP	32-32	1016/31.8	212-425	.499	31-87	.356	116-143	.811	53	176	229	7.2	90-3	30	70	30	28	571	17.8
2020-21	UTEP	24-24	752/31.4	141-293	.481	19-68	.279	61-73	.836	41	136	177	7.4	65-2	21	44	12	14	362	15.1
2021-22	TTU	16-16	365/22.8	76-146	.521	14-34	.412	25-36	.694	30	49	79	4.9	36-1	19	18	6	4	191	11.9
TOTAL FOR TTU		16-16	365/22.8	76-146	.521	14-34	.412	25-36	.694	30	49	79	4.9	36-1	19	18	6	4	191	11.9
TOTAL		137-130	3617/26.4	726-1360	.534	65-193	.337	301-411	.732	233	591	824	6.0	395-17	112	230	88	75	1818	13.3

NCAA GAME HIGHS

Career - POINTS: 34 (vs. UTSA - 1/15/20) - REBOUNDS: 14 (vs. Charlotte - 2/28/21) - STEALS: 3 (4X) - ASSISTS: 4 (3X) - 3FG MADE: 4 (at New Mexico St. 12/3/19)
 Season - POINTS: 22 (Kansas/UNF) - REBOUNDS: 9 (Grambling/Omaha) - STEALS: 1 (4x) - ASSISTS: 3 (Kansas) - 3FG MADE: 2 (Arkansas State)

Opponent	Date	GS	MIN	Total		3-Pointers		Free throws		Rebounds											
				FG-FGA	PCT	3FG-3FGA	PCT	FT-FTA	PCT	OFF	DEF	TOT	AVG	PF	A	TO	BLK	STL	PTS	AVG	
North Florida	11/09/2021	*	17:23	9-11	.818	1-2	.500	3-3	1.000	3	4	7	7.0	4	0	1	1	1	22	22.0	
Grambling	11/12/2021	*	29:50	6-9	.667	0-1	.000	4-6	.667	4	5	9	8.0	3	2	1	1	0	16	19.0	
Prairie View	11/15/2021	*	22:23	7-10	.700	1-1	1.000	3-4	.750	3	4	7	7.7	1	1	2	0	0	18	18.7	
vs Incarnate Word	11/20/2021	*	19:07	5-8	.625	0-0	.000	0-2	.000	1	0	1	6.0	2	0	0	1	0	10	16.5	
Omaha	11/23/2021	*	18:17	2-6	.333	0-1	.000	1-1	1.000	2	7	9	6.6	4	1	1	0	0	5	14.2	
Lamar University	11/27/2021	*	23:17	7-10	.700	1-2	.500	1-1	1.000	2	2	4	6.2	1	2	0	0	1	16	14.5	
at Providence	12/01/2021	*	26:58	1-9	.111	0-2	.000	2-2	1.000	1	1	2	5.6	5	1	2	0	0	4	13.0	
vs Tennessee	12/07/2021	*	19:23	3-9	.333	1-2	.500	0-0	.000	1	2	3	5.3	2	0	1	1	0	7	12.3	
Arkansas St.	12/14/2021	*	22:19	5-6	.833	2-2	1.000	0-0	.000	0	4	4	5.1	2	0	2	0	0	12	12.2	
vs Gonzaga	12/18/2021	*	15:17	2-10	.200	1-3	.333	0-0	.000	1	1	2	4.8	1	1	1	0	0	5	11.5	
Eastern Wash.	12/22/2021	*	18:50	5-8	.625	2-4	.500	0-0	.000	1	2	3	4.6	3	2	0	1	0	12	11.5	
Alabama St.	12/28/2021	*	17:47	3-6	.500	1-2	.500	1-2	.500	2	4	6	4.8	0	1	1	0	1	8	11.3	
at Iowa St.	01/05/2022	*	27:57	4-12	.333	1-4	.250	1-2	.500	2	1	3	4.6	2	1	2	1	0	10	11.2	
Kansas	01/08/2022	*	30:04	9-13	.692	1-3	.333	3-7	.429	4	4	8	4.9	2	3	0	0	1	22	11.9	
at Baylor	01/11/2022	*	30:13	5-12	.417	1-2	.500	2-2	1.000	1	4	5	4.9	3	3	1	0	0	13	12.0	
Oklahoma St.	01/13/2022	*	26:24	3-7	.429	1-3	.333	4-4	1.000	2	4	6	4.9	1	1	3	0	0	11	11.9	
Totals			16	365:29	.521	14-34	.412	25-36	.694	30	49	79	4.9	36	19	18	6	4	191	11.9	

Player Averages

Games Played	Minutes/game	Points/game	FG Pct	3FG Pct	FT Pct	Rebounds/game	Assists/game	Turnovers/game	Assist/Turnover ratio	Steals/game	Blocks/game
16	22.8	11.9	52.1	41.2	69.4	4.9	1.2	1.1	1.1	0.3	0.4

COLLEGIATE CAREER PATH

2016-17: Fresno State

2017-18: Fresno State

2018-19: Redshirt – UTEP

2019-20: UTEP

2020-21: UTEP

2021-22: Texas Tech

AWARDS

- 2021 Conference USA Third Team
- 2021 NABC Second Team All-District
- 2020 NABC First Team All-District
- 2020 All-Conference USA First Team
- Conference USA Player of the Week (Feb. 3, 2020)
- Conference USA Player of the Week (Jan. 20, 2020)
- Conference USA Player of the Week (Dec. 9, 2019)
- C-USA Commissioner's Academic Honor Roll (2019, 2020, 2021)

- Williams transferred to Texas Tech after playing at UTEP and Fresno State to begin his collegiate career
- Earned NABC All-District Second Team honors as a redshirt senior after earning NABC All-District First as a junior at UTEP
- Along with the All-District honors, Williams was named 2020 All-Conference USA First Team after being tabbed the Conference USA Player of the Week three times
- Posted three C-USA Commissioner's Academic Honor Roll on his resume
- Along with his 15.1 points and 7.4 rebounds per game, Williams had 12 blocked shots and shot 48.1 percent from the field last season where he started all 24 games for the Miners
- As a junior, Williams led UTEP with 17.8 points and 7.2 rebounds per game during the 2019-20 season in 32 starts

- Before UTEP, Williams played two seasons at Fresno State where he averaged 14 points per game as a sophomore and earned 2018 All-Mountain West Third Team honors
- Williams recorded two double-doubles while playing for the Bulldogs and scored a season-high 30 points against Cal State Monterey Bay along with a 13-rebound game against CSU Bakersfield
- He started 58 games in his first two collegiate seasons at Fresno State
- Williams is the all-time leading scorer at Roosevelt High School (Fresno) where he finished his career with 2,302 points
- Signed with Texas Tech on June 14, 2021



13 | MYLIK WILSON

JUNIOR | GUARD | RAYVILLE, LOUISIANA

[ma-lique]

DEFINE YOURSELF: "I'm a combo guard who can make plays. I feel like I have the ability to score and can defend with my length. Defensively I can play in transition and get deflections to create steals. When I'm locked-in I feel like I can guard anyone on the court and help lead my teams to easy buckets on offense. I'm excited about playing in the Big 12 and see where my game is at. It's my goal to help us win every game we play. My journey has shown me not to take anything for granted. I'm from a small town where not very many people get big time opportunities like I have right now. I don't take it for granted."

SEASON	TEAM	GP-GS	MIN/AVG	Field Goals		3-Point		F-Throws		Rebounds									Scoring	
				FG-FGA	FG%	3FG-3FGA	3FG%	FT-FTA	FT%	OFF	DEF	TOT	AVG	PF-FO	A	TO	BLK	STL	PTS	AVG
2019-20	LA	29-24	991/34.2	128-270	.474	29-81	.358	48-68	.706	34	132	166	5.7	79-0	85	82	18	68	333	11.5
2020-21	LA	26-26	877/33.7	132-301	.439	13-53	.245	59-81	.728	32	111	143	5.5	66-1	83	56	25	52	336	12.9
2021-22	TTU	11-5	208/18.9	17-34	.500	2-7	.286	6-10	.600	4	17	21	1.9	10-0	32	11	7	17	42	3.8
TOTAL FOR TTU		11-5	208/18.9	17-34	.500	2-7	.286	6-10	.600	4	17	21	1.9	10-0	32	11	7	17	42	3.8
TOTAL		66-55	2076/31.5	277-605	.458	44-141	.312	113-159	.711	70	260	330	5.0	155-1	200	149	50	137	711	10.8

NCAA GAME HIGHS

Career - POINTS: 30 (at Appalachian St. - 1/6/20) - **REBOUNDS:** 16 (at UTA - 1/16/21) - **STEALS:** 5 (5X) - **ASSISTS:** 8 (vs. Coastal Carolina - 3/3/20) - **3FG MADE:** 5 (2X)
Season - POINTS: 8 (Omaha) - **REBOUNDS:** 4 (Grambling) - **STEALS:** 3 (PVAMU/Omaha) - **ASSISTS:** 7 (UNF) - **BLOCKS:** 3 (PVAMU) - **3FG MADE:** 1 (Lamar)

Opponent	Date	GS	MIN	Total		3-Pointers		Free throws		Rebounds										
				FG-FGA	PCT	3FG-3FGA	PCT	FT-FTA	PCT	OFF	DEF	TOT	AVG	PF	A	TO	BLK	STL	PTS	AVG
North Florida	11/09/2021	*	27:43	2-3	.667	0-0	.000	1-2	.500	0	2	2	2.0	1	7	1	1	2	5	5.0
Grambling	11/12/2021	*	23:23	1-4	.250	0-1	.000	2-2	1.000	1	3	4	3.0	1	3	0	1	1	4	4.5
Prairie View	11/15/2021	*	27:22	3-7	.429	0-0	.000	1-4	.250	1	1	2	2.7	2	5	0	0	3	7	5.3
vs Incarnate Word	11/20/2021		10:56	0-3	.000	0-1	.000	0-0	.000	0	1	1	2.3	0	2	1	0	2	0	4.0
Omaha	11/23/2021	*	19:22	4-4	1.000	0-0	.000	0-0	.000	0	0	0	1.8	0	4	0	0	3	8	4.8
Lamar University	11/27/2021	*	27:14	2-4	.500	1-2	.500	0-0	.000	0	3	3	2.0	1	4	2	3	2	5	4.8
at Providence	12/01/2021		25:46	1-4	.250	0-2	.000	2-2	1.000	1	2	3	2.1	2	1	1	0	2	4	4.7
vs Tennessee	12/07/2021		04:37	0-0	.000	0-0	.000	0-0	.000	0	0	0	1.9	1	0	2	1	0	0	4.1
Kansas	01/08/2022		23:19	2-3	.667	1-1	1.000	0-0	.000	1	3	4	2.1	2	5	2	0	1	5	4.2
at Baylor	01/11/2022		04:08	0-0	.000	0-0	.000	0-0	.000	0	2	2	2.1	0	0	1	0	0	0	3.8
Oklahoma St.	01/13/2022		14:04	2-2	1.000	0-0	.000	0-0	.000	0	0	0	1.9	0	1	1	1	1	4	3.8
Totals		5	207:55	17-34	.500	2-7	.286	6-10	.600	4	17	21	1.9	10	32	11	7	17	42	3.8

Player Averages

Games Played	Minutes/ game	Points/ game	FG Pct	3FG Pct	FT Pct	Rebounds/ game	Assists/ game	Turnovers/ game	Assist/Turnover ratio	Steals/ game	Blocks/ game
11	18.9	3.8	50.0	28.6	60.0	1.9	2.9	1.0	2.9	1.5	0.6

COLLEGIATE CAREER PATH

2019-20: Louisiana

2020-21: Louisiana

2021-22: Texas Tech

AWARDS

- Sun Belt Conference All-Tournament Team (2021)
- Sun Belt Conference Freshman of the Year (2020)
- Kyle Macy Freshman All-American (2020)
- All-Louisiana (Honorable Mention - 2020)

- Wilson transferred to Texas Tech after playing two years at Louisiana-Lafayette where he was coming off a sophomore season averaging 12.9 points, 5.5 rebounds, 3.2 assists and 2.0 steals per game
- Started all 26 games in his second season with the Ragin' Cajuns
- Was 29th in the nation with 52 total steals and 33rd in the country with his 2.0 steals per game
- Named the 2020 Sun Belt Conference Freshman of the Year after averaging 11.5 points, 5.7 rebounds, 2.9 assists and 2.3 steals in his first season
- Scored a season-high 25 points by going 5-for-5 on 3-pointers against UT Arlington last year in a game where he also added 16 rebounds and four steals

- Coming out of Rayville High School, Wilson was the No. 1-ranked player in the state of Louisiana where he helped lead his team to back-to-back Class 2A state titles
- Earned LHSAA Class 2A State Player of the Year as a junior and season, Wilson averaged 18 points and eight assists as a junior and senior in his illustrious high school career
- Junior season was highlighted by the team going 36-0 for his first state title before he led the program to another championship as a senior



14 | MARCUS SANTOS-SILVA

SENIOR | FORWARD | TAUNTON, MASSACHUSETTS

DEFINE YOURSELF: "I'm a guy who is always going to work hard with a high motor and go for every rebound. I feel like I'm more prepared this season after a year playing in the Big 12. I have a better sense of who I am as a player at this level now and have really worked with our coaches to help improve my game in those areas. I got stronger and more explosive in the offseason to prepare for what we're about to get into. I'm going to always play with energy and fight for the ball down low. We're a team with a chip on all of our shoulders. We all have something to prove. We are mature and I feel like we're ready for the challenges that are coming."

SEASON	TEAM	GP-GS	MIN/AVG	Field Goals		3-Point		F-Throws		Rebounds									Scoring	
				FG-FGA	FG%	3FG-3FGA	3FG%	FT-FTA	FT%	OFF	DEF	TOT	AVG	PF-FO	A	TO	BLK	STL	PTS	AVG
2017-18	VCU	33-0	323/9.8	46-86	.535	0-0	.000	10-25	.400	34	66	100	3.0	52-1	9	26	17	3	102	3.1
2018-19	VCU	33-33	732/22.2	129-217	.594	0-0	.000	71-119	.597	101	142	243	7.4	94-0	24	36	36	28	329	10.0
2019-20	VCU	31-31	845/27.3	161-283	.569	0-0	.000	75-136	.551	92	185	277	8.9	90-3	29	59	39	34	397	12.8
2020-21	TTU	29-29	683/23.5	102-192	.531	0-1	.000	37-64	.578	89	97	186	6.4	73-3	39	40	32	20	241	8.3
2021-22	TTU	16-0	237/14.8	37-60	.617	0-0	.000	11-26	.423	33	31	64	4.0	33-0	16	23	9	11	85	5.3
TOTAL FOR TTU		45-29	919/20.4	139-252	.552	0-1	.000	48-90	.533	122	128	250	5.6	106-3	55	63	41	31	326	7.2
TOTAL		142-93	2819/19.9	475-838	.567	0-1	.000	204-370	.551	349	521	870	6.1	342-7	117	184	133	96	1154	8.1

SINGLE-GAME HIGHS

Career: POINTS: 26 (vs. RI - 3/15/19 & at George Mason 1/5/20) - REBOUNDS: 22 (vs. RI - 3/15/19) - STEALS: 5 (at Texas - 12/5/18) - ASSISTS: 5 (at Kansas State - 2/6/21)
Season: POINTS: 13 (UNF) - REBOUNDS: 12 (Lamar) - STEALS: 3 (UNF) - ASSISTS: 3 (Lamar) - Blocks: 2 (Kansas, Baylor)

Opponent	Date	GS	MIN	Total		3-Pointers		Free throws		Rebounds										
				FG-FGA	PCT	3FG-3FGA	PCT	FT-FTA	PCT	OFF	DEF	TOT	AVG	PF	A	TO	BLK	STL	PTS	AVG
North Florida	11/09/2021		15:36	6-9	.667	0-0	.000	1-1	1.000	4	0	4	4.0	2	0	1	0	3	13	13.0
Grambling	11/12/2021		14:47	0-2	.000	0-0	.000	2-4	.500	3	0	3	3.5	2	2	1	0	0	2	7.5
Prairie View	11/15/2021		12:48	2-5	.400	0-0	.000	0-0	.000	2	1	3	3.3	3	0	3	0	1	4	6.3
vs Incarnate Word	11/20/2021		21:26	3-4	.750	0-0	.000	0-2	.000	4	1	5	3.8	3	2	2	1	2	6	6.3
Omaha	11/23/2021		14:50	4-7	.571	0-0	.000	1-4	.250	3	4	7	4.4	1	0	0	0	0	9	6.8
Lamar University	11/27/2021		16:04	2-3	.667	0-0	.000	5-8	.625	5	7	12	5.7	2	3	4	1	1	9	7.2
at Providence	12/01/2021		19:23	2-2	1.000	0-0	.000	0-0	.000	2	0	2	5.1	4	1	2	1	0	4	6.7
vs Tennessee	12/07/2021		02:51	0-0	.000	0-0	.000	0-0	.000	0	1	1	4.6	0	0	0	0	0	0	5.9
Arkansas St.	12/14/2021		17:16	3-4	.750	0-0	.000	0-1	.000	1	3	4	4.6	0	2	0	0	0	6	5.9
vs Gonzaga	12/18/2021		11:40	0-1	.000	0-0	.000	1-2	.500	1	1	2	4.3	3	0	3	0	0	1	5.4
Eastern Wash.	12/22/2021		11:40	4-4	1.000	0-0	.000	0-0	.000	1	1	2	4.1	2	0	1	0	0	8	5.6
Alabama St.	12/28/2021		11:30	1-2	.500	0-0	.000	0-0	.000	0	0	0	3.8	3	0	0	0	1	2	5.3
at Iowa St.	01/05/2022		18:38	2-2	1.000	0-0	.000	0-0	.000	2	3	5	3.8	2	3	3	1	0	4	5.2
Kansas	01/08/2022		19:37	3-6	.500	0-0	.000	1-3	.333	2	2	4	3.9	1	2	1	2	2	7	5.4
at Baylor	01/11/2022		11:24	0-2	.000	0-0	.000	0-0	.000	0	0	0	3.6	3	0	1	2	1	0	5.0
Oklahoma St.	01/13/2022		17:05	5-7	.714	0-0	.000	0-1	.000	3	7	10	4.0	2	1	1	1	0	10	5.3
Totals		0	236:35	37-60	.617	0-0	.000	11-26	.423	33	31	64	4.0	33	16	23	9	11	85	5.3

Player Averages

Games Played	Minutes/game	Points/game	FG Pct	3FG Pct	FT Pct	Rebounds/game	Assists/game	Turnovers/game	Assist/Turnover ratio	Steals/game	Blocks/game
16	14.8	5.3	61.7	0.0	42.3	4.0	1.0	1.4	0.7	0.7	0.6

COLLEGIATE CAREER PATH

2017-18: VCU

2018-19: VCU

2019-20: VCU

2020-21: Texas Tech

2021-22: Texas Tech

AWARDS

- Big 12 Preseason Newcomer of the Year (2020-21)
- NABC All-District Second Team (2020)
- 2019 Atlantic 10 All-Tournament Team (2019)
- Atlantic 10 Conference All-Academic (2020)

- Santos-Silva led the 2020-21 Red Raiders with 6.4 rebounds and 1.1 blocks per game
- Finished his first season with the program with two double-doubles and averaging 8.3 points per game
- Started all 29 games and averaged 23.6 minutes per game
- Scored a season-high 14 points in the home win over Iowa State where he was 6-for-8 from the field and also added seven rebounds
- His two double-doubles came in the first two games of the year, starting in the opener where he went for 13 rebounds and 10 points against Northwestern State and then producing 12 points and 10 rebounds in a win over Sam Houston State

- Was fourth in the Big 12 in blocked shots, finishing the year with 32 that included a season-best four blocks against Abilene Christian and Oklahoma State
- Arrived at Texas Tech after playing three seasons at VCU and earning his bachelor's degree in Homeland Security and Emergency Preparedness...
- As a junior season earned NABC All-District Second Team and Atlantic 10 All-Academic Team...
- Transferer having accumulated 828 points, 620 rebounds and 92 blocked shots through 97 games in his career
- Signed with Texas Tech on April 30, 2020



15 | KEVIN MCCULLAR

JUNIOR | GUARD | SAN ANTONIO, TEXAS

DEFINE YOURSELF: "This year I really want to take on the leadership role on the team. I see myself as a player who makes winning plays. I've become a lot more vocal and supportive of my teammates. It was really important for me to help the new guys get accumulated to the system and keep everyone together. I'm looking forward to being in the point guard to get everyone involved offensively and always competing defensively here at Texas Tech. I've been here a while now and have learned from some great players. It's my job now to help our new guys who transferred in and the younger guys. I'm always going to keep working on trying to become a more versatile player. I want to be able to post up and shoot from the outside. I want to create for others and create for myself. All I want to do is win. That's all I'm about."

SEASON	TEAM	GP-GS	MIN/AVG	FG-FGA	FG%	3FG-3FGA	3FG%	FT-FTA	FT%	OFF	DEF	TOT	AVG	PF-FO	A	TO	BLK	STL	PTS	AVG
2019-20	TTU	29-6	540/18.6	65-127	.512	8-28	.286	37-51	.725	30	63	93	3.2	62-1	21	37	9	35	175	6.0
2020-21	TTU	20-19	606/30.3	72-173	.416	13-46	.283	50-71	.704	30	95	125	6.3	60-0	41	30	16	34	207	10.4
2021-22	TTU	12-11	381/31.8	51-117	.436	19-52	.365	33-47	.702	14	57	71	5.9	31-1	44	23	1	20	154	12.8
TOTAL		61-36	1527/25.0	188-417	.451	40-126	.317	120-169	.710	74	215	289	4.7	153-2	106	90	26	89	536	8.8

NCAA GAME HIGHS

Career: POINTS: 24 (vs. Grambling) - REBOUNDS: 11 (at ISU20 & at ISU21) - STEALS: 6 (vs. UT - 3/11/21) - ASSISTS: 7 (Alabama State) - 3FG MADE: 4 (UIW)
Season: POINTS: 24 (Grambling) - REBOUNDS: 10 (Tennessee/Gonzaga) - STEALS: 3 (PVAMU) - ASSISTS: 7 (Alabama State) - 3FG MADE: 4 (UIW)

Opponent	Date	GS	MIN	Total		3-Pointers		Free throws		Rebounds						PF	A	TO	BLK	STL	PTS	AVG
				FG-FGA	PCT	3FG-3FGA	PCT	FT-FTA	PCT	OFF	DEF	TOT	AVG									
North Florida	11/09/2021	*	27:39	3-8	.375	0-1	.000	2-4	.500	1	5	6	6.0	4	5	3	0	1	8	8.0		
Grambling	11/12/2021	*	36:10	9-18	.500	3-9	.333	3-6	.500	4	5	9	7.5	2	3	2	1	1	24	16.0		
Prairie View	11/15/2021	*	24:48	4-9	.444	0-3	.000	4-6	.667	3	4	7	7.3	2	3	1	0	3	12	14.7		
vs Incarnate Word	11/20/2021	*	33:59	6-8	.750	4-6	.667	1-2	.500	0	3	3	6.3	4	1	3	0	1	17	15.3		
at Providence	12/01/2021	*	26:37	2-7	.286	1-3	.333	5-7	.714	1	3	4	5.8	5	1	1	0	2	10	14.2		
vs Tennessee	12/07/2021	*	41:36	2-8	.250	0-2	.000	4-6	.667	0	10	10	6.5	3	5	2	0	1	8	13.2		
Arkansas St.	12/14/2021	*	32:03	7-12	.583	3-6	.500	4-4	1.000	1	4	5	6.3	3	4	3	0	1	21	14.3		
vs Gonzaga	12/18/2021	*	36:11	5-15	.333	0-4	.000	4-5	.800	3	7	10	6.8	2	1	1	0	2	14	14.3		
Eastern Wash.	12/22/2021	*	28:51	3-8	.375	2-4	.500	2-2	1.000	0	3	3	6.3	2	5	1	0	1	10	13.8		
Alabama St.	12/28/2021	*	32:53	4-10	.400	3-5	.600	0-1	.000	0	4	4	6.1	1	7	4	0	3	11	13.5		
at Baylor	01/11/2022	*	30:57	5-8	.625	2-5	.400	0-0	.000	1	5	6	6.1	1	5	2	0	3	12	13.4		
Oklahoma St.	01/13/2022	*	29:27	1-6	.167	1-4	.250	4-4	1.000	0	4	4	5.9	2	4	0	0	1	7	12.8		
Totals		11	381:11	51-117	.436	19-52	.365	33-47	.702	14	57	71	5.9	31	44	23	1	20	154	12.8		

Player Averages

Games Played	Minutes/game	Points/game	FG Pct	3FG Pct	FT Pct	Rebounds/game	Assists/game	Turnovers/game	Assist/Turnover ratio	Steals/game	Blocks/game
12	31.8	12.8	43.6	36.5	70.2	5.9	3.7	1.9	1.9	1.7	0.1

AWARDS

- All-Big 12 Honorable Mention (2021)
- Academic All-Big 12 First Team (2021)
- Academic All-Big 12 First Team (2020)

- In his fourth season at Texas Tech and is the only player on the roster who was part of the NCAA Final Four run
- McCullar earned All-Big 12 Honorable Mention in his second season playing for the Red Raiders where he averaged 10.4 points, 6.3 rebounds and 2.1 assists per game
- Scored a season-high 16 points in the road win at Texas by going 6-for-7 from the field with two 3-pointers and also had two double-doubles with 15 points/11 rebounds at Iowa State and then 10 points/10 rebounds at home against Baylor
- Led the Red Raiders with 34 steals for the

- season, averaging 1.7 steals per game with a season-high six steals in the Big 12 Championship quarterfinals against Texas where he also had 11 rebounds
- McCullar finished his season by going for 15 points, 8 rebounds and two steals in the NCAA Tournament second round loss against Arkansas
- McCullar started the final six games of the season and played in 29 during his redshirt freshman year where he averaged 6.0 points, 3.2 rebounds and 1.2 steals per game



21 | KJ ALLEN

SOPHOMORE | FORWARD | LOS ANGELES, CALIFORNIA

DEFINE YOURSELF: "I bring a lot of energy to the team. I'm aggressive and athletic. I try to get to the basket and get dunks whenever I can and hit the open three if it's there for me. I'm aggressive on the boards and play with heart. My journey shows how dedicated I am to accomplish my goals. I'm determined and never give up. Not being able to play last year (because of COVID canceling ELAC season) was tough. I love playing basketball and I'm just ready to get back on the court and play again. I worked hard all summer and took every day serious. I knew I was behind the other guys because I didn't play last year and knew that I couldn't take any day off. I'm ready to go."

				Field Goals		3-Point		F-Throws		Rebounds									Scoring	
SEASON	TEAM	GP-GS	MIN/AVG	FG-FGA	FG%	3FG-3FGA	3FG%	FT-FTA	FT%	OFF	DEF	TOT	AVG	PF-FO	A	TO	BLK	STL	PTS	AVG
2021-22	TTU	11-0	89/8.1	10-20	.500	0-2	.000	5-12	.417	8	9	17	1.5	6-0	7	7	2	4	25	2.3
TOTAL		11-0	89/8.1	10-20	.500	0-2	.000	5-12	.417	8	9	17	1.5	6-0	7	7	2	4	25	2.3

NCAA GAME HIGHS

Season: POINTS: 6 (Omaha) - REBOUNDS: 5 (PVAMU) - STEALS: 2 (Alabama State) - 3FG MADE: 0

Opponent	Date	GS	MIN	Total		3-Pointers		Free throws		Rebounds										
				FG-FGA	PCT	3FG-3FGA	PCT	FT-FTA	PCT	OFF	DEF	TOT	AVG	PF	A	TO	BLK	STL	PTS	AVG
North Florida	11/09/2021		09:47	2-4	.500	0-0	.000	1-2	.500	0	1	1	1.0	0	0	2	0	0	5	5.0
Grambling	11/12/2021		04:34	0-0	.000	0-0	.000	0-0	.000	1	0	1	1.0	0	2	0	0	1	0	2.5
Prairie View	11/15/2021		14:43	1-7	.143	0-1	.000	0-1	.000	3	2	5	2.3	1	2	2	0	1	2	2.3
Omaha	11/23/2021		09:57	3-3	1.000	0-0	.000	0-0	.000	0	2	2	2.3	0	0	0	0	0	6	3.3
Lamar University	11/27/2021		05:24	0-0	.000	0-0	.000	2-4	.500	1	0	1	2.0	0	0	1	0	0	2	3.0
Arkansas St.	12/14/2021		04:32	0-0	.000	0-0	.000	1-2	.500	0	1	1	1.8	1	1	0	0	0	1	2.7
vs Gonzaga	12/18/2021		01:36	0-0	.000	0-0	.000	0-0	.000	0	0	0	1.6	0	0	0	0	0	0	2.3
Eastern Wash.	12/22/2021		11:32	1-1	1.000	0-0	.000	1-2	.500	2	0	2	1.6	1	1	1	1	0	3	2.4
Alabama St.	12/28/2021		11:51	1-1	1.000	0-0	.000	0-0	.000	1	2	3	1.8	0	1	1	1	2	2	2.3
at Iowa St.	01/05/2022		12:28	1-3	.333	0-1	.000	0-1	.000	0	1	1	1.7	3	0	0	0	0	2	2.3
Oklahoma St.	01/13/2022		02:55	1-1	1.000	0-0	.000	0-0	.000	0	0	0	1.5	0	0	0	0	0	2	2.3
Totals		0	89:19	10-20	.500	0-2	.000	5-12	.417	8	9	17	1.5	6	7	7	2	4	25	2.3

Player Averages

Games Played	Minutes/game	Points/game	FG Pct	3FG Pct	FT Pct	Rebounds/game	Assists/game	Turnovers/game	Assist/Turnover ratio	Steals/game	Blocks/game
11	8.1	2.3	50.0	0.0	41.7	1.5	0.6	0.6	1.0	0.4	0.2

COLLEGIATE CAREER PATH

2019-20: East Los Angeles College

2020-21: Canceled Season – ELAC

2021-22: Texas Tech

- Transferred from East Los Angeles College and arrived to Texas Tech with three years of eligibility remaining
- Team was featured on Netflix's Last Chance U
- Had 2020-21 season canceled completely due to COVID
- Played at East Los Angeles College for one season where he averaged 18.5 points, 9.3 rebounds, 1.8 assists and 1.8 steals per game as a freshman during the 2019-20 season

- Starter in all 30 games where the Huskies went 29-1 before the coronavirus cut the season short
- Earned South Coast Conference North Player of the Year after helping the team win 25 straight games and go 8-0 in conference play
- Father of King Allen
- Full name: Kaelan Joel Allen



23 | CHIBUZO AGBO

SOPHOMORE | GUARD | SAN DIEGO, CALIFORNIA
[cha-booze-oh ag-bow]

DEFINE YOURSELF: "I feel like I've really grown as a player and person over the last year. My game has improved because I really took a look at what I was good at and what I needed to get better at. It was important that I tried to simplify my game some right now. I worked really hard over the offseason to get better and be ready to consistently contribute this season. I'm at my best when I take advantage of open shots and not try to force things with too many dribbles. I can create off shot fakes, one-dribble pull-ups and one-dribble passes. Defensively, I'm more active than last year. I play with more energy and have improved with my communication. My role on this team right now is to take the open shots I get and make them. I feel like I've grown a lot mentally over the past year from the playing experience last season and then the work we put in during the offseason. The game is slowing down for me."

				Field Goals		3-Point		F-Throws		Rebounds										Scoring	
SEASON	TEAM	GP-GS	MIN/AVG	FG-FGA	FG%	3FG-3FGA	3FG%	FT-FTA	FT%	OFF	DEF	TOT	AVG	PF-FO	A	TO	BLK	STL		PTS	AVG
2020-21	TTU	22-0	141/6.4	16-39	.410	8-25	.320	5-9	.556	9	8	17	0.8	10-0	5	1	2	1		45	2.0
2021-22	TTU	11-0	93/8.5	8-23	.348	2-13	.154	1-5	.200	8	8	16	1.5	9-0	1	4	1	2		19	1.7
TOTAL		33-0	234/7.1	24-62	.387	10-38	.263	6-14	.429	17	16	33	1.0	19-0	6	5	3	3		64	1.9

SINGLE-GAME HIGHS

Career: POINTS: 7 (Omaha) - REBOUNDS: 5 (PVAMU) - STEALS: 1 (vs. Grambling St. - 12/6/20) - 3FG MADE: 2 (vs. Arkansas - 3/21/21)
Season: POINTS: 7 (Omaha) - REBOUNDS: 5 (PVAMU) - STEALS: 0 - 3FG MADE: 1 (PVAMU/Omaha)

Opponent	Date	GS	MIN	Total		3-Pointers		Free throws		Rebounds				PF	A	TO	BLK	STL	PTS	AVG
				FG-FGA	PCT	3FG-3FGA	PCT	FT-FTA	PCT	OFF	DEF	TOT	AVG							
North Florida	11/09/2021		15:00	1-4	.250	0-1	.000	0-2	.000	2	0	2	2.0	1	0	0	0	0	2	2.0
Grambling	11/12/2021		05:04	0-1	.000	0-1	.000	0-0	.000	0	0	0	1.0	2	0	0	0	0	0	1.0
Prairie View	11/15/2021		15:34	2-5	.400	1-4	.250	1-3	.333	4	1	5	2.3	1	0	2	0	0	6	2.7
Omaha	11/23/2021		15:48	3-4	.750	1-2	.500	0-0	.000	0	2	2	2.3	1	0	0	0	0	7	3.8
Lamar University	11/27/2021		09:22	1-3	.333	0-1	.000	0-0	.000	0	0	0	1.8	1	1	0	0	0	2	3.4
Arkansas St.	12/14/2021		06:30	0-1	.000	0-0	.000	0-0	.000	1	1	2	1.8	1	0	0	0	1	0	2.8
vs Gonzaga	12/18/2021		03:09	0-0	.000	0-0	.000	0-0	.000	0	0	0	1.6	0	0	0	0	0	0	2.4
Eastern Wash.	12/22/2021		10:04	1-3	.333	0-2	.000	0-0	.000	0	4	4	1.9	2	0	2	0	1	2	2.4
Alabama St.	12/28/2021		09:18	0-1	.000	0-1	.000	0-0	.000	1	0	1	1.8	0	0	0	1	0	0	2.1
at Baylor	01/11/2022		00:15	0-0	.000	0-0	.000	0-0	.000	0	0	0	1.6	0	0	0	0	0	0	1.9
Oklahoma St.	01/13/2022		02:55	0-1	.000	0-1	.000	0-0	.000	0	0	0	1.5	0	0	0	0	0	0	1.7
Totals			0 92:59	8-23	.348	2-13	.154	1-5	.200	8	8	16	1.5	9	1	4	1	2	19	1.7

Player Averages

Games Played	Minutes/ game	Points/ game	FG Pct	3FG Pct	FT Pct	Rebounds/ game	Assists/ game	Turnovers/ game	Assist/Turnover ratio	Steals/ game	Blocks/ game
11	8.5	1.7	34.8	15.4	20.0	1.5	0.1	0.4	0.3	0.2	0.1

- In his second season at Texas Tech after playing in 22 games as a reserve during his freshman season.
- Participated in Olympic training camp with the Nigeria national team over the summer in California
- Agbo played in 22 games in his freshman season where he scored a season-high six points with two 3-pointers in the NCAA Tournament Second Round against Arkansas
- Finished the season averaging 2.0 points per game with eight 3-pointers in a reserve role in his first season with the program

- Averaged 22 points per game in his senior season at Saint Augustine HS in San Diego
- Signed with Texas Tech as a 4-star prospect by Rivals and 247Sports after being named the 2019 Western League Player of the Year



25 | ADONIS ARMS

SENIOR | GUARD | MILWAUKEE, WISCONSIN

DEFINE YOURSELF: "I see myself as a playmaker, shooter, distributor, defender and all-around player. I try to be anything my team needs to be. I've been learning the game over the years by taking everything one day at a time and building it into more. Watching film, working hard on the court in practice and developing by not being afraid to try new things has made me into who I am now. I believe in myself. My journey has shaped who I am right now at this stage in my life. I follow Jesus Christ and am built up by my mom and sister. There's been some adversity in my life that I've learned and built from. I don't take anything for granted and give every day everything that I've got. I see my role on this team as being important with coach wanting me to shoot the ball, defend and play my game. It's a role I'm excited about and am working hard to be great at."

SEASON	TEAM	GP-GS	MIN/AVG	Field Goals		3-Point		F-Throws		Rebounds									Scoring	
				FG-FGA	FG%	3FG-3FGA	3FG%	FT-FTA	FT%	OFF	DEF	TOT	AVG	PF-FO	A	TO	BLK	STL	PTS	AVG
2018-19	NNU	28-28	836/29.9	201-366	.549	40-115	.348	134-173	.775	26	126	152	5.4	82-4	93	73	28	53	576	20.6
2020-21	Win	23-0	401/17.4	77-189	.407	27-77	.351	60-82	.732	23	85	108	4.7	27-0	39	49	7	20	241	10.5
2021-22	TTU	16-7	382/23.9	53-109	.486	19-49	.388	18-29	.621	14	47	61	3.8	17-0	38	31	4	14	143	8.9
TOTAL FOR TTU		16-7	382/23.9	53-109	.486	19-49	.388	18-29	.621	14	47	61	3.8	17-0	38	31	4	14	143	8.9
TOTAL		67-35	1620/24.2	331-664	.498	86-241	.357	212-284	.746	63	258	321	4.8	126-4	170	153	39	87	960	14.3

NCAA GAME HIGHS

Career: POINTS: 34 (vs. W. Wash.19) - REBOUNDS: 10 (at W. Ore.19) - STEALS: 5 (vs. Idaho18) - ASSISTS: 8 (at CP2019) - 3FG MADE: 4 (at Seattle Pac.18 & vs. G-Webb 21)

Season: POINTS: 15 (Arkansas State) - REBOUNDS: 9 (at No. 1 Baylor) - STEALS: 4 (at Iowa State) - ASSISTS: 5 (3x) - 3FG MADE: 3 (Gonzaga, Oklahoma State)

Opponent	Date	GS	MIN	Total		3-Pointers		Free throws		Rebounds											
				FG-FGA	PCT	3FG-3FGA	PCT	FT-FTA	PCT	OFF	DEF	TOT	AVG	PF	A	TO	BLK	STL	PTS	AVG	
North Florida	11/09/2021		14:37	0-1	.000	0-1	.000	1-2	.500	0	2	2	2.0	0	2	1	0	0	1	1.0	
Grambling	11/12/2021		21:52	3-7	.429	1-4	.250	2-2	1.000	2	3	5	3.5	1	3	2	0	1	9	5.0	
Prairie View	11/15/2021		15:29	2-5	.400	2-3	.667	1-2	.500	2	3	5	4.0	2	5	2	0	1	7	5.7	
vs Incarnate Word	11/20/2021		19:10	5-9	.556	2-4	.500	0-0	.000	0	1	1	3.3	0	2	0	0	1	12	7.3	
Omaha	11/23/2021		16:54	4-6	.667	2-3	.667	0-0	.000	1	2	3	3.2	0	1	0	0	0	10	7.8	
Lamar University	11/27/2021		16:46	1-3	.333	0-2	.000	2-2	1.000	0	3	3	3.2	2	2	4	0	0	4	7.2	
at Providence	12/01/2021		27:13	2-5	.400	1-2	.500	1-4	.250	3	4	7	3.7	3	1	2	0	1	6	7.0	
vs Tennessee	12/07/2021		10:16	0-3	.000	0-2	.000	0-0	.000	2	0	2	3.5	0	1	0	0	1	0	6.1	
Arkansas St.	12/14/2021		26:27	5-6	.833	2-3	.667	3-3	1.000	0	1	1	3.2	2	2	3	1	2	15	7.1	
vs Gonzaga	12/18/2021	*	31:56	5-10	.500	3-7	.429	1-2	.500	0	4	4	3.3	1	1	3	0	0	14	7.8	
Eastern Wash.	12/22/2021	*	27:33	5-6	.833	1-1	1.000	1-2	.500	0	4	4	3.4	0	1	4	0	0	12	8.2	
Alabama St.	12/28/2021	*	21:24	4-8	.500	0-4	.000	3-4	.750	1	1	2	3.3	1	5	2	1	2	11	8.4	
at Iowa St.	01/05/2022	*	39:38	3-9	.333	1-3	.333	0-2	.000	0	8	8	3.6	1	2	2	0	4	7	8.3	
Kansas	01/08/2022	*	33:02	2-6	.333	1-3	.333	3-4	.750	0	2	2	3.5	2	4	3	0	1	8	8.3	
at Baylor	01/11/2022	*	33:02	7-13	.538	0-1	.000	0-0	.000	3	6	9	3.9	0	5	1	2	0	14	8.7	
Oklahoma St.	01/13/2022	*	26:59	5-12	.417	3-6	.500	0-0	.000	0	3	3	3.8	2	1	2	0	0	13	8.9	
Totals		7	382:18	53-109	.486	19-49	.388	18-29	.621	14	47	61	3.8	17	38	31	4	14	143	8.9	

Player Averages

Games Played	Minutes/game	Points/game	FG Pct	3FG Pct	FT Pct	Rebounds/game	Assists/game	Turnovers/game	Assist/Turnover ratio	Steals/game	Blocks/game
16	23.9	8.9	48.6	38.8	62.1	3.8	2.4	1.9	1.2	0.9	0.3

COLLEGIATE CAREER PATH

2016-17: Mesa Community College

2017-18: Mesa Community College

2018-19: Northwest Nazarene

2019-20: Redshirt - Winthrop

2020-21: Winthrop

2021-22: Texas Tech

- In his first season at Texas Tech which is his fourth school.
- Transferred to Texas Tech after graduating from Winthrop University where he averaged 10.4 points and 4.5 rebounds per game for the Eagles as a senior
- Went for 10 points against Villanova in the first round of the NCAA Tournament
- Scored in double figures 13 times in his final year at Winthrop with a season-high of 17 coming twice, first against USC Upstate where he hit three 3-pointers in December and then again against Garner-Webb in January where he was 4-for-5 from beyond the arc
- Playing as a reserve in his 22 games for the Eagles who went 23-2 including winning the Big South Tournament championship, Arms had seven performances with two or more

3-pointers last season where he shot 34.2 percent (25-for-73)

- Was at Winthrop for two seasons, playing last year after redshirting the 2019-20 season following a transfer from Northwest Nazarene University where he earned the 2019 Great Northwest Athletic Conference Player of the Year and GNAC Newcomer of the Year
- Arms averaged 20.6 ppg., 5.4 rpg. and 3.3 assists per game for the Nighthawks who went 20-8 that season
- Began his collegiate career at Mesa Community College in Arizona where he played two seasons for the Thunderbirds before transferring to Northwest Nazarene
- At MCC, Arms averaged double-figure scoring as a freshman with 10.4 ppg. before scoring 13.3 ppg. as a sophomore in the 2017-18 season
- Named the MCC team MVP and also secured second team all-conference and third team all-region honors

ADAMS' COACHING EXPERIENCE

Seasons, School, Position

1981-82, Clarendon College, Head Coach

1983-87, Wayland Baptist, Head Coach

1987-92, West Texas A&M, Head Coach

1992-97, Texas-Pan American, Head Coach

2004-13, Howard College, Head Coach

2013-15, Texas Tech, Director of Operations

2015-16, Little Rock, Assistant Coach

2016-2021, Texas Tech, Associate Head Coach

2021-present, Texas Tech, Head Coach

HC | MARK ADAMS

1st Season | Brownfield, Texas

A West Texas native and Texas Tech graduate who has earned 567 career wins as a head coach with a 13-3 record this season, Mark Adams is the 18th men's basketball head coach in TTU program history with Director of Athletics Kirby Hocutt announcing his hiring on April 6, 2021.

An assistant and associate head coach within the program over the past five seasons, Adams has won at every level where he has recorded a 567-247 career record over his 25 seasons as a head coach. His list of accomplishments over the past five years as an assistant at Tech includes helping the program to 112 wins, making three straight NCAA Tournaments for the first time in history, winning the 2019 Big 12 regular-season championship and advancing to the 2018 Elite 8 and 2019 NCAA National Championship final.

"It's a great opportunity that I've looked forward to my whole life," Adams said. "To lead this program is a great honor. I just want to make a difference and make everyone proud. We are going to do everything we can to win big and compete every day. To be the head coach of this program has been a dream of mine my entire life."

A 1979 graduate of Texas Tech and Brownfield, Texas native who led Howard College to the 2010 NJCAA National Championship, Adams has extensive head coaching experience on his resume. His head coaching success includes Clarendon College (1981-82), Wayland Baptist (1983-87), West Texas A&M (1987-92), Texas Pan-American now Texas Rio Grande Valley (1992-97) and Howard College (2004-13). He was inducted into the Wayland Baptist Hall of Honor in September 2017 and to the NJCAA Men's Basketball Hall of Fame in 2020. He spent the 2013-14 and 2014-15 seasons as Tech's Director of Basketball Operations before returning for the 2016-17 season as the lead assistant and being promoted to associate head coach in 2019.

Widely regarded as one of the best defensive coaches at any level of basketball, Adams led Tech to the nation's top defensive efficiency rating during the run to the 2019 NCAA National Championship Final and leading the Big 12 by limiting opponents to only 63.2 points per game last season. The Red Raiders, who won the 2019 Big 12 Conference regular-season championship for the first time program history, were second in the country by holding teams to 37.0 percent shooting, third by limiting the opposition to 59.5 points per game and led the Big 12 with opponents only shooting 29.8 percent on 3-pointers during the run to the Final Four and the National Runner-Up finish. Tech was coming off a banner season in 2017-18 on the defensive end where it limited their opponents to 64.8 points per game and a 40.1 shooting percentage to pace the Big 12 conference in 2017-18.

Both marks were ranked inside the NCAA's Top 20, and it marked the first time in program history that Texas Tech ended the season as the Big 12 leader in both defensive categories.

The Red Raiders have held the opposition to 60 or less points on 59 occasions over the past five seasons with Adams as an assistant coach. Tech held four opponents in the 2019 NCAA Tournament to under 60 points, including earning a 63-44 win over Michigan in the Sweet 16 and then a 61-51 win over Michigan State in the Final Four. The 2020-21 team limited 13 opponents under 60 and finished at No. 20 in adjusted defensive efficiency, including securing a 65-53 win over Utah State in the NCAA Tournament first round. As an assistant, Adams is now 9-3 in the NCAA Tournament at Tech and 10-4 overall.

The Red Raiders finished the 2017-18 season with a 27-10 record, the program's first NCAA Elite Eight appearance and a program-best No. 6 final ranking in the USA Today/Coaches Top 25 poll. Texas Tech also captured a program-best second place finish in the Big 12 regular season and set a program single season mark with 11 Big 12 victories before it was broke the next season.

Adams served as an assistant coach on Little Rock staff during the 2015-16 season. The Trojans started a historic campaign with 10 straight wins and finished with a 30-5 mark. Little Rock claimed the Sun Belt regular season and tournament titles, and the Trojans knocked off No. 12-ranked and fifth-seeded Purdue by an 85-83 margin in double overtime at the NCAA Tournament. The 15-game improvement for Little Rock was tied for the NCAA's top spot in 2015-16.

Adams led Howard College located in Big Spring, Texas to the 2010 NJCAA National Championship and was named the NJCAA's National Coach of the Year. The team was led by current Utah Jazz forward and NJCAA Player of the Year Jae Crowder who averaged 18.9 points, 9.0 rebounds, 2.5 assists and 2.4 steals under Adams in 2009-10. Crowder posted a career-high 14.2 points per game with the Boston Celtics in 2015-16.

Adams recorded 233 victories with the Hawks from 2004-13 and advanced to the NJCAA Regional Tournament in nine consecutive seasons. The 2006 team racked up a program single-season record 36 wins, and Charles Burgess tucked away the NJCAA Player of the Year award. Adams led his teams to three conference championships and six trips to the regional finals over his nine-year run.

Overall, Adams guided his teams to 14 postseason appearances and a .700 post-season winning percentage as a head coach and reached the national tournament of each school's respective classification eight times (three NJCAA, two NCAA Division II and three NAIA). Wayland Baptist secured a spot in the 1985 NAIA National Final.

Adams has earned 15 Coach of the Year honors during his tenure as a head coach. He also has captured six region, conference or district Coach of the Year honors over his career.

GAME 1 - TEXAS TECH 89, NORTH FLORIDA 74



Official Basketball Box Score - Final
North Florida at Texas Tech
 11/09/21 United Supermarkets Arena, Lubbock
 2021-22 Men's Basketball

Game Time: 7:00 PM
 Game Duration: 2:08
 Attendance: 14,245

Officials: Darren George, Marquet Pettigrew, Amy Bonner

North Florida - 74

Record: 0-1

NO. Name	Min	FG M-A	3P M-A	FT M-A	OR REB	DR TOT	Fouls PF FD	TP	AS	TO	ST	Blocks BS BA	+/-			
3 Carter Hendricksen	F 28:55	4-10	3-6	3-4	1	2	3	1	2	14	0	1	0	0	-26	
5 Dorian James	F 18:24	2-5	1-3	1-1	1	1	2	2	1	6	2	0	1	1	10	
21 Jonathan Aybar	F 06:12	0-1	0-0	0-0	0	1	0	1	5	0	0	0	1	0	-13	
0 Emmanuel Adeyodin	G 19:53	1-2	1-1	0-0	0	0	1	1	2	3	2	0	0	0	-9	
15 Jose Placer	G 28:05	5-11	0-3	3-3	0	2	2	1	2	13	4	6	0	0	-26	
2 Chaz Lanier	18:15	1-5	1-4	2-2	0	1	1	1	3	5	3	2	1	0	2	
23 Josh Berenbaum	23:09	2-2	2-2	0-0	0	7	7	1	1	6	0	1	0	0	9	
1 Jacob Crews	13:41	0-4	0-3	0-0	2	0	2	1	0	0	0	2	0	1	-1	
10 Janus Hicklen	21:06	5-6	3-3	1-2	0	0	0	2	2	14	0	2	0	0	-4	
24 Jadya Parker	22:20	5-8	0-0	3-7	0	2	2	1	4	13	1	2	1	1	0	3
Team					1	1	2			0		0				
Totals		25-54	11-25	13-19	6	17	23	16	17	74	12	17	3	3	3	-15

Technical Fouls:NONE

Shooting By Period	1st FG%	2nd FG%	3PT%	FT%	GM FG%	3PT%	FT%
	12-27 44.4%	5-13 38.5%	7-10 70%	13-27 48.1%	6-12 50.0%	6-9 66.7%	25-54 46.3%
				11-25 44.0%			13-19 68.4%
Dead Ball Rebounds: 5, 0							

GAME 2 - TEXAS TECH 88, GRAMBLING 72



Official Basketball Box Score - Final
Grambling at Texas Tech
 11/12/21 United Supermarkets Arena, Lubbock
 2021-22 Men's Basketball

Game Time: 7:00 PM
 Game Duration: 2:25
 Attendance: 16,171

Officials: Antonio Petty, Kerby Stilton, Chris Pacci

Grambling - 62

Record: 0-2

NO.	Name		Min	FG M-A	3P M-A	FT M-A	Rebounds OR DR TOT	Fouls PF FD	TP	AS	TO	ST	Blocks BS BA	+/-			
32	Malik Lamin	F	33:59	3-4	0-0	2-2	1 3 4	1 2	8	0	2	1	0	1	-19		
1	Cameron Christon	G	21:35	2-5	2-5	0-0	0 2 2	4 0	6	1	3	1	0	0	-13		
3	Danya Kingsby	G	30:10	7-9	3-4	5-9	0 0 0	3 6	22	1	5	2	0	0	-17		
10	Shawndarius Cowart	G	27:54	3-4	2-2	1-3	1 4 5	3 3	9	2	3	1	0	0	-14		
14	AJ Taylor	G	21:29	2-6	1-5	0-0	0 4 4	4 1	5	1	5	0	1	1	-20		
22	Prince Moss		28:28	1-8	1-3	0-0	0 3 3	2 1 3	3	2	0	0	0	0	-18		
5	Tra'Michael Moton		23:34	1-4	0-0	5-6	0 2 2	3 3	7	3	3	1	0	1	-16		
2	Zahad Munford		09:54	0-1	0-0	0-0	0 0 0	0 0	2	0	0	1	0	0	-13		
23	Quintin Murrell		02:57	1-1	0-0	0-0	0 0 0	0 0	2	0	0	0	0	0	0		
Team							2 1 3		0		2						
Totals					20:42	9:19	13:20	4 19	23	16	62	10	24	6	1	3	-26

Technical Fouls:Coach 2nd 15:56

Shooting By Period	1st FG%	2nd FG%	3PT%	FT%	GM FG%	3PT%	FT%
	11-21 52.4%	5-11 45.5%	4-6 66.7%	9-21 42.9%	4-8 50.0%	9-14 64.3%	20-42 47.6%
				9-19 47.4%			13-20 65.0%
Dead Ball Rebounds: 2, 0							

Texas Tech - 88

Record: 2-0

NO. Name		Min	FG M-A	3P M-A	FT M-A	Rebounds OR DR TOT	Fouls PF FD	TP	AS	TO	ST	Blocks BS BA	+/-
0 Kevin Obanor	F 28:29	3-11	3-9	0-0	1 1 2	3 1	9	0	0	1	0	0	24
11 Bryson Williams	F 29:50	6-9	0-1	4-6	4 5 9	3 3	16	2	1	0	1	1	15
2 Davion Warren	G 25:12	5-7	2-3	7-7	1 5 6	1 8	19	1	5	2	0	0	13
13 Mylik Wilson	G 23:23	1-4	0-1	2-2	1 3 4	1 1	4	3	0	1	1	0	6
15 Kevin McCullar	G 36:10	9-18	3-9	3-6	5 9 14	2 4	24	3	2	1	0	1	28
14 Marcus Santos-Silva	14:47	0-2	0-0	2-4	3 0 3	2 3	2	2	1	0	0	0	9
25 Adonis Arms	21:52	3-7	1-4	2-2	2 3 5	1 1	9	3	2	1	0	0	23
23 Chibuzo Agbo	05:04	0-1	0-1	0-0	0 0 0	0 0	0	0	0	0	0	0	-2
5 Sardaar Calhoun	08:25	1-2	1-2	2-2	1 0 1	1 1	5	1	0	0	0	0	14
21 KJ Allen	04:34	0-0	0-0	0-0	1 0 1	0 0	0	0	2	0	1	0	0
4 Daniel Batcho	02:14	0-0	0-0	0-0	0 0 0	0 0	0	0	1	0	0	0	0
Team					0 1 1		0		1				
Totals		28:61	10:30	22:29	18 23 41	16 22	88	17	13	7	3	1	26

Technical Fouls:NONE

Shooting By Period	1st FG%	2nd FG%	3PT%	FT%	GM FG%	3PT%	FT%
	10-30 33.3%	4-18 22.2%	20-23 87%	18-31 58.1%	6-12 50.0%	2-6 33.3%	28-61 45.9%
				10-30 33.3%			13-20 65.0%
Dead Ball Rebounds: 3, 0							

Texas Tech - 89

Record: 1-0

NO. Name		Min	FG M-A	3P M-A	FT M-A	Rebounds OR DR TOT	Fouls PF FD	TP	AS	TO	ST	Blocks BS BA	+/-
0 Kevin Obanor	F	23:46	5-12	3-5	4-4	2 4 6	2 2 17	0	1	0	0	2	21
11 Bryson Williams	F	17:23	9-11	1-2	3-3	3 4 7	4 3 22	0	1	1	1	0	14
2 Davion Warren	G	27:55	7-10	0-1	0-0	1 2 3	1 2 14	5	2	3	0	0	25
13 Mylik Wilson	G	27:43	2-3	0-0	1-2	0 2 2	1 2 5	7	1	2	1	0	19
15 Kevin McCullar	G	27:39	3-8	0-1	2-4	1 5 6	4 2 8	5	3	1	0	0	14
14 Marcus Santos-Silva		15:36	6-9	0-0	1-1	4 0 4	2 1 13	0	1	3	0	0	1
23 Chibuzo Agbo		15:00	1-4	0-1	0-2	2 0 2	1 1 2	0	0	0	0	0	-13
25 Adonis Arms		14:37	0-1	1-2	0 2 2	0 1 1	2 1 2	1	0	0	0	0	5
5 Sardaar Calhoun		11:16	0-5	0-4	2-2	0 0 0	1 1 2	1	0	1	0	0	-6
21 KJ Allen		09:47	2-4	0-0	1-2	0 1 1	1 0 5	0	2	0	0	1	0
4 Daniel Batcho		09:18	0-1	0-0	0-0	2 2 4	1 0 0	0	0	0	1	0	-5
Team						5 2 7		0		0			
Totals			35-68	4-15	15-22	20 24 44	17 16 89	20	12	11	3	3	15

Technical Fouls:NONE

Biggest lead	UNF	TTU
0 (1 st 20:00)	26 (2 nd 5:14)	
Best Scoring Run	9 (2 nd 15:12)	11 (2 nd 5:14)
Lead Changes	0	
Times Tied	0	
Time with Lead	00:00	39:44

Points from Turnovers	UNF	TTU
5	24	
Paint	20	54
Second Chance	9	14
Fast Breaks	0	12
Bench	38	23

Period by Period Scoring	1st	2nd	TOT
UNF	36	38	74
TTU	50	39	89

GAME 4 - TEXAS TECH 84, INCARNATE WORD 62



Official Basketball Box Score - Final
Texas Tech at Incarnate Word
 11/20/21 South Padre Island Convention Center, South Padre Island, TX
 2021-22 Men's Basketball

Game Time: 4:00 PM
 Game Duration: 1:50
 Attendance: 1,340

Officials: Marques Pettigrew, Brooks Wells, Amy Bonner

Texas Tech - 84

Record: 4-0

NO. Name		Min	FG M-A	3P M-A	FT M-A	Rebounds OR DR TOT	Fouls PF FD	TP	AS	TO	ST	Blocks BS BA	+/-
0 Kevin Obanor	F	15:28	2-4	1-2	1-1	2 4 6	2 2 2	6	1	1	0	1	0 4
11 Bryson Williams	F	19:07	5-8	0-0	0-2	1 0 1	2 2	10	0	0	0	1	1 6
1 Terrence Shannon, Jr.	G	26:20	5-12	2-6	4-5	0 1 1	1 4	16	6	3	2	0	0 26
2 Davion Warren	G	25:22	4-7	0-2	1-2	0 2 2	1 3	9	1	1	2	0	0 22
15 Kevin McCullar	G	33:59	6-8	4-6	1-2	0 3 3	4 1	17	1	3	1	0	0 24
3 Clarence Nadolny		16:52	0-2	0-2	0-0	0 0 0	0 1	0	0	0	3	0	0 -9
13 Mylik Wilson		10:56	0-3	0-1	0-0	0 1 1	0 0	0	0	2	1	2	0 -5
14 Marcus Santos-Silva		21:26	3-4	0-0	0-2	4 1 5	3 2	6	2	2	2	1	0 15
25 Adonis Arms		19:10	5-9	2-4	0-0	0 1 1	0 1	12	2	0	1	0	0 15
4 Daniel Batcho		11:20	2-3	0-0	4-4	4 4 8	1 2	8	1	0	1	1	0 19
Team						2 1 3		0	0				
Totals		32:60	9-23	11-18	13-18	31	14 18	84	16	11	14	4	1 22

Technical Fouls:NONE

Shooting By Period	1st FG%	2nd FG%	3PT%	FT%	GM FG%	3PT%	FT%
	13-26 50.0%	5-13 38.5%	5-7 71.4%	19-34 55.9%	4-10 40.0%	6-11 54.5%	32-60 53.3%
				9-23 39.1%			11-18 61.1%
Dead Ball Rebounds: 3, 0							

Incarnate Word - 62

Record: 0-4

Team Stats														
NO. Name		Min	FG M-A	3P M-A	FT M-A	Rebounds OR DR TOT	Fouls PF FD	TP	AS	TO	ST	Blocks BS BA	+/-	
23 Godsgift Ezedinma	F	10:44	1-1	0-0	0-0	2 2 2	0 0 2	0	0	1	0	0	0	-16
24 Benjamin Griscti	F	27:43	4-6	3-5	1-1	0 3 3	5 1 2	0	2	0	0	0	0	-15
1 RJ Glasper	G	40:00	6-11	2-3	1-1	0 3 3	4 2 15	8	9	2	0	0	0	-22
5 Brandon Swaby	G	27:32	1-4	0-2	0-0	2 1 3	1 1 2	2	2	0	0	0	0	-17
13 Josh Morgan	G	32:10	3-8	3-6	0-2	0 1 1	1 2 9	1	2	0	0	0	0	-14
11 Johnny Hughes III		37:40	6-13	2-2	6-7	2 7 9	3 8 20	2	2	1	1	3	1	-11
21 Thomas Zevgaras		03:53	0-0	0-0	0-0	0 0 0	1 0 0	0	0	0	0	0	0	-2
12 Dylan Hayman		17:48	1-2	0-1	0-0	0 0 0	3 0 2	0	1	0	0	0	0	-11
0 Bradley Akhile		02:30	0-1	0-0	0-0	0 0 0	0 0 0	0	0	0	0	0	0	-2
Team						3 2 5		0	3					
Totals		22:46	10-19	8-11	7 19 26	18 14	62 13 22	3	1	4	-22			

Technical Fouls:NONE

Shooting By Period

GAME 5 - TEXAS TECH 96, OMAHA 40



Official Basketball Box Score - Final
Omaha at Texas Tech
 11/23/21 United Supermarkets Arena, Lubbock
 2021-22 Men's Basketball

Game Time: 7:00 PM
 Game Duration: 2:03
 Attendance: 12,670

Officials: Rick Crawford, Rodrick Dixon, Chris Paecci

Record: 1-4																		
NO. Name	Min	FG	3P	FT	Rebounds	Fouls	TP	AS	TO	ST	Blocks	BS	BA	+	-			
		M-A	M-A	M-A	OR DR TOT	PF FD												
2 Darius Hughes	F 13:35	1-6	0-0	0-0	1 1 2	4 1 2	0	2	0	0	0	0	0	0	-26			
23 Frankie Fidler	F 31:49	2-6	0-3	3-8	0 3 3	2 6 7	3	0	2	0	0	0	0	0	-36			
14 Dylan Brougham	C 10:48	2-3	0-0	3-5	1 0 1	3 5 7	0	0	0	0	0	0	0	0	-13			
0 Sam'l Roe	G 22:30	0-3	0-2	0-0	0 1 1	2 0 0	0	0	4	0	0	0	0	0	-37			
25 Felix Lemetti	G 28:18	1-7	1-7	0-0	0 4 4	2 0 3	1	2	0	0	0	0	0	0	-35			
13 Wanjiang Tut	F 17:26	1-2	0-0	0-0	1 1 2	4 0 0	2	2	0	0	0	0	0	0	-24			
3 Kyle Luedtke	F 21:14	1-3	1-3	0-0	0 4 5	3 1 3	1	1	1	0	0	0	0	0	-30			
33 Akol Arop	F 13:43	1-3	1-1	0-0	0 2 2	2 1 3	0	3	0	0	0	0	0	0	-29			
21 Devin Evans	F 19:50	2-5	1-4	2-2	2 1 3	0 1 7	1	0	0	0	0	0	0	0	-18			
1 Nick Ferrarini	F 19:25	2-10	2-9	0-0	0 0 0	1 1 6	0	0	0	0	0	0	0	0	-1			
15 Grant Frickeinstein	F 01:22	0-1	0-0	0-0	0 0 0	0 0 0	0	0	0	0	0	0	0	0	-2			
Team					2 1 3													
Totals		13-49	6-29	8-15	8 18 26	23 16	40	8	19	3	2	2	2	56				

Technical Fouls:NONE

Shooting By Period		
1 st FG%	8-25	32.0%
3PT%	3-12	25.0%
FT%	1-6	16.7%
2 nd FG%	5-24	20.8%
3PT%	3-17	17.6%
FT%	7-9	77.8%
GM FG%	13-49	26.5%
3PT%	6-29	20.7%
FT%	8-15	53.3%
Dead Ball Rebounds: 3, 0		

GAME 6 - TEXAS TECH 89, LAMAR 57



Official Basketball Box Score - Final
Lamar University at Texas Tech
 11/27/21 United Supermarkets Arena, Lubbock
 2021-22 Men's Basketball

Game Time: 3:00 PM
 Game Duration: 2:10
 Attendance: 12,233

Officials: Darron George, Chance Moore, Kerby Sifton

Record: 1-6																		
NO. Name	Min	FG	3P	FT	Rebounds	Fouls	TP	AS	TO	ST	Blocks	BS	BA	+	-			
		M-A	M-A	M-A	OR DR TOT	PF FD												
15 Deiman Reyes	F 07:08	0-0	0-0	0-0	0 2 2	0 0 0	0	0	0	0	0	0	0	0	-11			
3 Ellis Jefferson	G 32:50	0-3	0-0	3-4	0 3 3	1 7 3	3	2	1	0	0	0	0	0	-25			
13 Davion Buster	G 34:07	7-19	6-14	0-0	0 2 2	4 0 0	20	1	5	1	0	0	0	0	-27			
20 C.J. Roberts	G 28:04	8-14	1-3	3-6	1 1 2	3 6 20	4	1	1	0	0	0	0	0	-30			
24 Brock McClure	G 08:41	0-1	0-1	0-0	1 0 1	3 0 0	0	2	1	0	0	0	0	0	-11			
2 Avontez Ledet	F 13:14	1-5	1-4	0-0	0 0 0	0 2 0	3	0	2	2	0	0	0	0	-13			
0 Lincoln Smith	F 14:11	0-2	0-1	0-0	0 0 0	0 1 2	0	0	0	0	0	0	0	0	-9			
12 Valentin Smith	F 19:24	0-1	0-0	0-3	0 3 3	2 3 0	0	1	1	1	0	0	0	0	-14			
35 Clayton Carpenter	F 13:28	2-4	0-0	0 1 0	1 0 1	2 0 4	0	1	0	0	0	0	0	0	-7			
22 Casey Brooks	F 10:45	1-2	1-2	0-0	0 0 0	2 0 3	2	0	0	0	0	0	0	0	-12			
23 Mason Senigaaur	F 17:08	2-4	0-0	0-0	3 1 4	4 0 4	0	0	0	0	0	0	0	0	-12			
Team					3 0 3													
Totals		21-55	9-25	6-13	9 12 21	24 18	57	10	16	7	0	5	0	-32				

Technical Fouls:Buster 2nd 6:39

Shooting By Period		
1 st FG%	12-29	41.4%
3PT%	6-14	42.9%
FT%	3-5	60%
2 nd FG%	9-26	34.6%
3PT%	3-11	27.3%
FT%	3-8	37.5%
GM FG%	21-55	38.2%
3PT%	9-25	36.0%
FT%	6-13	46.2%
Dead Ball Rebounds: 5, 1		

Record: 5-0																		
NO. Name	Min	FG	3P	FT	Rebounds	Fouls	TP	AS	TO	ST	Blocks	BS	BA	+	-			
		M-A	M-A	M-A	OR DR TOT	PF FD												
0 Kevin Obanor	F 20:54	1-5	0-2	0-2	0 2 2	3 2 2	2	0	1	0	0	0	0	0	16			
11 Bryson Williams	F 18:57	2-6	0-1	1-1	2 7 9	4 3 5	1	1	1	0	0	0	0	0	14			
1 Terrence Shannon, Jr.	G 21:26	6-11	3-4	3-3	0 0 0	0 0 0	2	18	0	1	2	1	0	0	16			
2 Davion Warren	G 21:46	5-9	0-1	4-4	2 2 4	2 3 14	2	2	1	0	0	0	0	0	23			
13 Mylik Wilson	G 19:22	4-4	0-0	0-0	0 0 0	0 2 8	4	0	3	0	0	0	0	0	30			
14 Marcus Santos-Silva	F 14:50	4-7	0-0	1-4	3 4 7	1 2 9	0	0	0	0	0	0	0	0	34			
25 Adonis Arms	F 16:54	4-6	2-3	0-0	1 2 3	0 1 10	1	10	0	0	0	0	0	0	27			
3 Clarence Nadohly	F 15:01	0-1	0-0	3-4	0 0 0	0 3 3	3	1	2	1	1	0	0	0	30			
4 Daniel Batcho	F 16:02	2-3	0-0	2-3	4 6 10	1 3 6	6	1	0	0	0	0	0	0	23			
23 Chibuzo Agbo	F 15:48	3-4	1-2	0-0	0 2 2	1 0 7	0	0	0	0	0	0	0	0	21			
5 Sardaar Calhoun	F 09:43	3-4	2-3	0-0	0 2 2	1 2 8	1	0	1	0	0	0	0	0	21			
21 KJ Allen	F 09:57	3-3	0-0	0-0	0 2 2	0 0 0	6	0	0	0	0	0	0	0	25			
Team					1 3 4													
Totals		37-63	8-16	14-21	13 32 45	16 23	96	18	7	9	2	2	56					

Technical Fouls:NONE

Shooting By Period		
1 st FG%	16-33	48.5%
3PT%	1-5	20.0%
FT%	10-15	66.7%
2 nd FG%	21-30	70.0%
3PT%	7-11	63.6%
FT%	4-6	66.7%
GM FG%	37-63	58.7%
3PT%	8-16	50.0%
FT%	14-21	66.7%
Dead Ball Rebounds: 2, 0		

Record: 6-0																		
NO. Name	Min	FG	3P	FT	Rebounds	Fouls	TP	AS	TO	ST	Blocks	BS	BA	+	-			
		M-A	M-A	M-A	OR DR TOT	PF FD												
0 Kevin Obanor	F 20:49	6-10	3-6	5-5	1 6 7	1 4	20	0	0	0	0	0	0	0	21			
11 Bryson Williams	F 23:17	7-10	1-2	1-1	2 2 4	1 3	16	2	1	0	0	0	0	0	26			
1 Terrence Shannon, Jr.	G 30:21	5-11	4-8	1-2	1 1 2	3 2 15	2	1	0	0	0	0	0	0	33			
2 Davion Warren	G 12:51	-1-2	1-1	3-4	1 0 1	2 3	6	3	0	0	0	0	0	0	16			
13 Mylik Wilson	G 27:14	2-4	1-2	0-0	0 3 3	1 0 5	4	4	2	2	3	0	0	0	26			
3 Clarence Nadohly	F 15:17	1-1	1-1	3-3	0 1 1	1 3 3	6	1	2	0	0	0	0	0	1			
14 Marcus Santos-Silva	F 16:04	2-3	0-0	5-8	5 7 12	2 4	9	3	4	1	1	0	0	0	2			
23 Chibuzo Agbo	F 09:22	1-3	0-1	0-0	0 0 0	1 0 2	1	0	0	0	0	0	0	0	2			
25 Adonis Arms	F 16:46	1-3	0-2	2-2	0 0 0	3 3 2	2	4	2	4	0	0	0	0	20			
4 Daniel Batcho	F 14:26	1-1	0-0	0-0	0 2 2	1 0 3	2	0	2	0	0	0	0	0	5			
5 Sardaar Calhoun	F 08:09	0-2	0-1	2-3	0 1 1	1 1 2	2	0	0	1	1	0	0	0	0			
21 KJ Allen	F 05:24	0-0	0-0	2-4	1 0 1	0 2 0	2	0	0	0	0	0	0	0	0			
Team					3 1 4													
Totals		27-50	11-24	24-32	14 27 41	18 24	89	18	17	6	5	0	32					

Technical Fouls:NONE

	UNO	TTU	Points from	UNO	TTU	Period by Period Scoring			
Biggest lead	2 (1 st 19:30)	56 (2 nd 1:22)	Turnovers	9	27		1st	2nd	TOT
Best Scoring Run	6 (2 nd 19:16)	18 (2 nd 9:06)	Paint	10	54	UNO	20	20	40
Lead Changes	1		Second Chance	9	13	TTU	43	53	96
Times Tied	1		Fast Breaks	2	13				
Time with Lead	00:25	36:42	Bench	21	49				

LMU		TTU		Points from		LMU		TTU		Period by Period Scoring			
Biggest lead	0 (1 st 20:00)	34 (2 nd 1:25)	Turnovers	8	15	LMU		1st	2nd	TOT			
Best Scoring Run	6 (1 st 6:34)	14 (1 st 17:19)	Paint	20	26		33	24	57				
Lead Changes	0		Second Chance	12	17		TTU	52	37	89			
Times Tied	0		Fast Breaks	7	4								
Time with Lead	00:00	39:08	Bench	14	27								

GAME 9 - NO. 25 TEXAS TECH 75, ARKANSAS STATE 62



Official Basketball Box Score - Final
Arkansas St. at Texas Tech
 12/14/21 United Supermarkets Arena, Lubbock
 2021-22 Men's Basketball

Game Time: 7:00 PM
 Game Duration: 2:08
 Attendance: 12,431

Officials: Tony Padilla, Marques Pettigrew, Michael Greenstein

Arkansas St. - 62

Record: 7-3

NO. Name	Min	FG M-A	3P M-A	FT M-A	Rebounds OR DR TOT	Fouls PF FO	TP	AS	TO	ST	Blocks BS BA	+/-
1 Markise Davis	F 34:21	7-11	2-5	1-2	0 1 1	2 2	17	0	1	0	1 0 0	-2
15 Norchad Omer	F 26:30	2-4	0-0	1-5	2 5 7	3 4	5	1	4	1	1 0 0	-10
0 Caleb Fields	G 30:52	0-4	0-2	0-0	0 3 3	1 2	0	2	1	2	0 1 0	-10
3 Desi Sills	G 32:12	0-6	0-4	3-5	1 3 4	4 5	3	9	4	3	0 1	-11
23 Marquis Eaton	G 31:41	6-11	3-7	0-0	0 0 0	3 1	15	5	0	0	0 0	-5
11 Lazar Grbovic	15:33	2-3	0-0	2-2	1 1 2	2 1	6	0	0	0	0 0	-6
5 Christian Willis	06:44	0-3	0-3	0-0	0 0 0	0 0	0	0	0	0	0 0	-13
22 Keyon Wesley	03:36	1-1	0-0	0-0	0 0 0	0 0	2	0	0	0	0 0	-10
10 Malcolm Farrington	18:31	5-10	4-9	0-0	0 1 1	0 0	14	0	0	1 0	0 0	0
Team					2 1 3	0	0	0	0	0	0 0	
Totals		23-53	9-30	7-14	6 15 21	15 15	62	17	10	7	2 2	13

Technical Fouls:NONE

Shooting By Period	1st FG%	2nd FG%	3PT%	GM FG%
	11-28 39.3%	12-25 48.0%	5-15 33.3%	23-53 43.4%
	3PT% 4-15 26.7%	5-10 50.0%	9-30 30.0%	9-30 30.0%
	FT% 2-4 50.0%	7-14 50.0%		

Dead Ball Rebounds: 2, 0

GAME 10 - NO. 5 GONZAGA 69, NO. 25 TEXAS TECH 55



Official Basketball Box Score - Final
Texas Tech at Gonzaga
 12/18/21 Footprint Center, Phoenix
 2021-22 Men's Basketball

Game Time: 11:00 AM
 Game Duration: 1:54
 Attendance: 7,321

Officials: Keith Kimble, DJ Carstensen, Deldre Carr

Texas Tech - 55

Record: 8-2

NO. Name	Min	FG M-A	3P M-A	FT M-A	Rebounds OR DR TOT	Fouls PF FO	TP	AS	TO	ST	Blocks BS BA	+/-
0 Kevin Obanor	F 28:35	4-7	1-2	0-0	1 3 4	1 0	9	1	0	0	0 0	-9
11 Bryson Williams	F 15:17	2-10	1-3	0-0	1 1 2	1 0	5	1	1	0	0 0	-7
2 Davion Warren	G 25:05	2-8	1-2	0-0	1 4 5	1 0	5	3	1	1	0 1	-8
15 Kevin McCullar	G 38:11	5-15	0-4	4-5	3 7 10	2 2	14	1	1	2	0 2	-8
25 Adonis Arms	G 31:56	5-10	3-7	1-2	0 4 4	1 2	14	1	3	0	0 0	-14
3 Clarence Nadoyny	29:12	1-3	0-1	1-2	0 2 2	0 5	3	2	2	0	0 0	-7
4 Daniel Batcho	17:19	2-2	0-0	0-2	0 3 3	2 4	4	0	1	0	1 0	-8
14 Marcus Santos-Silva	G 11:40	0-1	0-0	1-2	1 1 2	0 1	1	0	3	0	0 0	-8
23 Chibuzo Agbo	03:09	0-0	0-0	0-0	0 0 0	0 0	0	0	0	0	0 0	0
21 KJ Allen	01:36	0-0	0-0	0-0	0 0 0	0 0	0	0	0	0	0 0	-1
Team					2 2 4	0	0	0	0	0	0 0	
Totals		21-56	6-19	7-13	9 27 36	11 14	55	9	12	3	1 3	-14

Technical Fouls:NONE

Shooting By Period	1st FG%	2nd FG%	3PT%	GM FG%
	11-27 40.7%	10-29 34.5%	4-12 33.3%	21-56 37.5%
	3PT% 2-7 28.6%	5-7 71.4%	6-19 31.6%	7-13 53.8%
	FT% 2-6 33.3%			

Dead Ball Rebounds: 2, 0

Texas Tech - 75

Record: 8-1

NO. Name	Min	FG M-A	3P M-A	FT M-A	Rebounds OR DR TOT	Fouls PF FO	TP	AS	TO	ST	Blocks BS BA	+/-
0 Kevin Obanor	F 23:12	1-3	0-2	0-0	1 3 4	1 0	2	1	0	0	0 0	-2
11 Bryson Williams	F 22:19	5-6	2-2	0-0	0 4 4	2 1	12	0	2	0	0 0	6
1 Terrence Shannon, Jr.	G 15:58	1-2	0-1	0-0	0 1 1	0 1	2	2	2	0	0 0	16
2 Davion Warren	G 26:16	4-14	0-4	3-3	0 5 5	3 2	11	1	2	2	0 1	5
15 Kevin McCullar	G 32:03	7-12	3-6	4-4	1 4 5	3 3	21	4	3	1	0 1	8
4 Daniel Batcho	17:13	2-2	0-0	1-3	0 3 3	2 4	5	1	0	0	1 0	8
25 Adonis Arms	26:27	5-6	2-3	3-3	0 1 1	2 2	15	2	3	2	1 0	8
3 Clarence Nadoyny	06:15	0-0	0-0	0-0	1 1 2	0 0	0	0	1	0	0 0	1
14 Marcus Santos-Silva	17:16	3-4	0-0	0-1	1 3 4	0 1	6	2	0	0	0 0	16
23 Chibuzo Agbo	06:30	0-1	0-0	0-0	1 1 2	1 0	0	0	0	1	0 0	1
21 KJ Allen	04:32	0-0	0-0	1-2	0 1 1	1 1	1	1	0	0	0 0	-4
5 Sardaar Calhoun	01:59	0-0	0-0	0-0	0 0 0	0 0	0	0	0	0	0 0	2
Team					2 2 4	0	2	0	0	0	0 0	
Totals		28-50	7-18	12-16	7 29 36	15 15	75	14	15	6	2 2	13

Technical Fouls:NONE

Shooting By Period	1st FG%	2nd FG%	3PT%	GM FG%
	17-26 65.4%	11-24 45.8%	4-11 36.4%	28-50 56.0%
	3PT% 3-7 42.9%	5-8 62.5%	7-18 38.9%	12-16 75.0%
	FT% 8-11 72.7%			

Dead Ball Rebounds: 4, 0

Gonzaga - 69

Record: 9-2

NO. Name	Min	FG M-A	3P M-A	FT M-A	Rebounds OR DR TOT	Fouls PF FO	TP	AS	TO	ST	Blocks BS BA	+/-
2 Drew Timme	F 29:24	2-4	0-0	3-4	2 2 4	3 3	7	3	3	0	0 0	8
34 Chet Holmgren	G 24:15	1-4	1-3	2-2	1 0 11	4 2	5	2	1	0	2 0	15
0 Julian Strawther	G 24:56	4-8	1-5	0-0	1 4 5	2 0	9	0	0	0	0 0	-8
3 Andrew Nembhard	G 40:00	6-16	4-8	0-0	1 3 4	2 3	16	1	3	1	1 14	4
45 Rasir Bolton	G 31:45	5-11	5-10	0-0	0 1 1	1 0	15	2	3	0	0 0	8
11 Nolan Hickman	17:25	3-8	1-3	0-0	1 1 2	0 0	7	3	0	1	0 0	12
10 Hunter Sallis	05:54	0-1	0-1	0-0	0 1 1	1 0	0	0	0	0	0 0	-3
22 Anton Watson	26:21	3-4	1-1	3-4	0 4 4	1 3	10	0	1	2	0 0	5
Team					1 4 5	0	1	0	1	2	0 0	
Totals		24-56	13-31	8-10	7 30 37	14 11	69	16	10	6	3 1	14

Technical Fouls:NONE

Shooting By Period	1st FG%	2nd FG%	3PT%	GM FG%
	12-30 40.0%	6-17 35.3%	4-6 66.7%	24-56 42.9%
	3PT% 6-17 35.3%	12-26 46.2%	13-31 41.9%	8-10 80.0%
	FT% 3-4 75.0%			

Dead Ball Rebounds: 0, 0

ASU	TTU
0 (1 st 20:00)	24 (2 nd 11:59)
Best Scoring Run	7 (2 nd 10:28) 10 (1 st 7:03)
Lead Changes	0
Times Tied	0
Time with Lead	00:00 39:25

Points from Turnovers	ASU	TTU
	14	14
Paint	12	40
Second Chance	7	13
Fast Breaks	10	5
Bench	22	27

Period by Period Scoring	1st	2nd	TOT
ASU	28	34	62
TTU	45	30	75

TECH	GONZ
2 (1 st 19:01)	17 (2 nd 6:55)
Best Scoring Run	8 (2 nd 14:18) 8 (2 nd 11:23)
Lead Changes	2
Times Tied	3
Time with Lead	00:14 37:54

Points from Turnovers	TECH	GONZ
	6	7
Paint	26	16
Second Chance	4	10
Fast Breaks	4	8
Bench	8	17

Period by Period Scoring	1st	2nd	TOT
TECH	26	29	55
GONZ	34	35	69

GAME 11 - NO. 25 TEXAS TECH 78, EASTERN WASHINGTON 46



Official Basketball Box Score - Final
Eastern Wash. at Texas Tech
 12/22/21 United Supermarkets Arena, Lubbock
 2021-22 Men's Basketball

Game Time: 1:00 PM
 Game Duration: 1:57
 Attendance: 12,133

Officials: Darron George, Kerby Sitton, Craig Murley

Eastern Wash. - 46

Record: 6-6

NO. Name	Min	FG M-A	3P M-A	FT M-A	Rebounds OR DR TOT	Fouls PF FO	TP	AS	TO	ST	Blocks BS BA	+/-
2 Steele Venters	F 26:39	2-9	2-7	0-0	0 1 1	3 1	6	1	2	0	0 0	-21
10 Ethan Price	F 28:34	1-5	1-3	4-4	2 2 4	4 5	7	2	0	1	0 1	-10
13 Angelo Allegri	F 29:57	3-8	2-6	0-0	2 1 3	2 0	8	2	2	0	0 0	-22
11 Rylan Bergersen	G 33:29	3-15	0-8	4-6	1 3 4	2 4	10	3	1	1	0 0	-12
24 Mason Landdeck	G 19:14	0-4	0-3	0-0	0 1 1	3 2	0	3	3	1	0 0	-20
20 Linton Aclesie	14:10	3-5	1-3	2-2	0 1 1	2 4	9	0	0	0	0 0	-21
31 Casey Jones	13:17	0-1	0-1	0-2	1 1 2	2 1	0	0	2	0	0 0	-19
55 Ellis Magnuson	18:18	2-3	2-3	0-0	2 1 3	1 1	6	1	2	1	0 0	-19
25 Imhotep George	11:58	0-2	0-1	0-0	0 1 1	0 0	0	0	0	0	0 1	-7
23 Michael Folarin	02:35	0-1	0-0	0-0	0 0 0	0 0	0	0	1	0	0 0	-6
1 Austin Fadal	01:49	0-0	0-0	0-0	0 0 0	0 0	0	0	1	1	0 0	-3
Team					2 2 4	0	0	0	0	0	0 0	
Totals		14-53	8-35	10-14	10 14 24	19 18	46	12	14	5	0 3	-32

Technical Fouls:Landdeck 2nd 15:49

Shooting By Period	1st FG%	2nd FG%	3PT%	GM FG%
	8-24 33.3%	6-29 20.7%	3-18 16.7%	14-53 26.4%
	3PT% 5-17 29.4%	4-6 66.7%	8-35 22.9%	10-14 71.4%
	FT% 6-8 75.0%			

Dead Ball Rebounds: 5, 0

Texas Tech - 78

Record: 9-2

NO. Name	Min	FG M-A	3P M-A	FT M-A	Rebounds OR DR TOT	Fouls PF FO	TP	AS	TO	ST	Blocks BS BA	+/-
0 Kevin Obanor	F 26:42	3-5	2-3	3-4	0 7 7	3 1 3	11	4	0	1	0 0	24
11 Bryson Williams	F 18:50	5-8	2-4	0-0	1 2 3	3 0 12	2	0	0	1	0 18	
2 Davion Warren	G 27:10	4-7	1-4	0-0	0 2 2	4 1 9	1	3	2	0	0 29	
15 Kevin McCullar	G 28:51	3-8	2-4	2-2	0 3 3	2 3 10	5	1	1	0	0 28	
25 Adonis Arms	G 27:33	5-6	1-1	1-2	0 4 4	0 3 12	1	4	0	0	0 24	
3 Clarence Nadoyny	21:36	0-2	0-1	4-5	0 1 1	0 3 4	3	1	1	0	0 15	
4 Daniel Batcho	08:45	2-2	0-0	1-2	2 2 4	2 1 5	0	1	0	1	0 8	
23 Chibuzo Agbo	10:04	1-3	0-2	0-0	0 4 4	2 1 2	0	2	1	0	0 0	
21 KJ Allen	11:32	1-1	0-0	1-2	0 2 2	1 1 3	1	1	0	1	0 -1	
14 Marcus Santos-Silva	11:40	4-4	0-0	0-0	1 1 2	2 8 0	1	0	0	0	0 14	
5 Sardar Calhoun	04:46	1-2	0-0	0-0	0 0 0	0 2 0	0	0	0	0	0 0	
22 Austin Timperman	02:31	0-1	0-1	0-0	0 0 0	1 0 0	0	0	0	0	0 1	
Team					2 2 4			0	0			
Totals		29-49	8-20	12-17	8 28 36	18 18	78	17	14	6	3 3	32

GAME 13 - NO. 11 IOWA STATE 51, NO. 25 TEXAS TECH 47



Official Basketball Box Score - Final
#25 Texas Tech at #11 Iowa State
01/05/22 James H. Hilton Coliseum, Ames, Iowa
2021-22 Men's Basketball

Game Time: 8:06 PM
Game Duration: 2:16
Attendance: 11,699

Officials: John Higgins, Chris Rastatter, Tony Padilla

#25 Texas Tech - 47

Record: 10-3 (0-1)

NO. Name	Min	FG M/A	3P M/A	FT M/A	Rebounds OR DR TOT	Fouls PF TD	TP	AS	TO	ST	Blocks BS BA	+/-			
0 Kevin Obanor	F 33:28	1-5	0-3	1-2	1 9	10	3	1	3	0	3	0	0	5	
11 Bryson Williams	F 27:58	4-12	1-4	1-2	2 1	3	2	3	10	1	2	0	1	-13	
2 Davion Warren	G 31:35	4-11	1-5	3-4	0 1	1	5	2	12	2	4	0	0	1	-1
3 Clarence Nadohly	G 36:16	4-7	0-1	1-4	0 1	1	5	8	9	3	0	4	1	0	-5
25 Adonis Arms	G 39:38	3-9	1-3	0-2	0 8	8	1	3	7	2	2	4	0	0	-4
14 Marcus Santos-Silva	18:37	2-2	0-0	0-0	2 3	5	2	1	4	3	3	0	1	0	1
21 KJ Allen	12:28	1-3	0-1	0-1	0 1	1	3	1	2	0	0	0	0	0	-3
Team					2 3	5	0								
Totals		19-49	3-17	6-15	7 27	34	21	19	47	11	15	8	3	3	-4

Technical Fouls:Nadohly 2nd6:00

Dead Ball Rebounds: 5.0

#11 Iowa State - 51

Record: 13-1 (1-1)

NO.	Name	Min	FG M-A	3P M-A	FT M-A	Rebounds OR DR TOT	Fouls PF FD	TP	AS	TO	ST	Blocks BS BA	+/-			
4	George Corditt	F 16:16	0-0	0-0	0-0	1 2	3	4	0	0	2	3	1	0	0	
23	Tristan Emaruna	F 19:01	1-2	0-1	0-0	1 6	7	1	1	2	0	3	1	2	0	
1	Izaiiah Brockington	G 38:23	5-16	1-4	3-3	2 7	9	2	2	14	3	2	0	0	2	4
11	Tyrese Hunter	G 31:54	2-9	1-3	0-0	0 1	1	4	2	5	3	5	1	0	1	-3
22	Gabe Kalscheur	G 26:45	3-9	1-6	2-2	2 2	1	1	2	9	0	2	0	0	0	4
2	Caleb Grill	25:54	2-6	2-6	2-2	0 3	3	2	1	8	0	1	2	1	0	15
5	Aljaz Kunc	24:55	2-4	2-4	7-10	0 3	3	2	11	13	1	1	0	0	0	4
3	Tre Jackson	07:37	0-3	0-1	0-0	0 1	1	2	0	0	0	1	1	0	0	4
12	Robert Jones	09:15	0-0	0-0	0-2	0 0	0	1	1	0	0	0	0	0	0	-5
Team						3 2 5			0		0					
Totals			15-49	7-25	14-19	9 26 35	19 20 51	9	18	6	3	3	3	4		

Technical Fouls:NONE

	TTU	ISU
Biggest lead	2 (2 nd 2:18)	13 (1 st 11:27)
Best Scoring Run	7 (2 nd 13:30)	11 (1 st 13:06)
Lead Changes	2	
Times Tied	2	
Time with Lead	00:26	36:59

Game Notes:Fouled Out: TTU #2 Warren (0:06.0), TTU #3 Nadohly (0:04.3) ♦

Points from	TTU	ISU
Turnovers	13	13
Paint	28	6
Second Chance	4	7
Fast Breaks	6	5
Bench	6	21

Period by Period Scoring	1st	2nd	TOT
TTU	19	28	47
ISU	30	21	51

Shooting By Period	1 st	2 nd	3 rd	4 th	OT
FG%	12-30	40.0%			
3PT%	6-16	37.5%			
FT%	0-1	0%			
2 nd FG%	3-19	15.8%			
3PT%	1-9	11.1%			
FT%	14-18	77.8%			
GM FG%	15-49	30.6%			
3PT%	7-25	28.0%			
FT%	14-19	73.7%			

Dead Ball Rebounds: 3.1

GAME 14 - NO. 25 TEXAS TECH 75, NO. 6 KANSAS 67



Official Basketball Box Score - Final
Kansas at Texas Tech
01/08/22 United Supermarkets Arena, Lubbock
2021-22 Men's Basketball

Game Time: 3:00 PM
Game Duration: 2:13
Attendance: 14,320

Officials: Gary Maxwell, Jeb Hartness, Brooks Wells

Kansas - 67

Record: 12-2 (1-1)

NO.	Name	Min	FG	3P	FT	Rebounds		PF	FD	TP	AS	TO	ST	Blocks	+/-		
			M	A	M	A	OR	DR	TOT								
10	Jalen Wilson	F 32:09	6-8	3-5	5-6	1	1	2	1	5	20	0	4	3	1	0	-6
44	Mitch Lightfoot	F 10:17	0-0	0-0	0-0	0	0	0	0	3	1	0	1	1	0	0	-1
2	Christian Braun	G 33:18	4-10	0-2	2-4	1	5	6	3	2	10	3	3	1	0	1	-9
3	Dajuan Harris	G 29:14	1-3	0-1	0-0	0	1	1	2	1	2	3	0	0	0	0	-4
30	Ochai Agbaji	G 34:58	7-12	6-9	4-4	1	3	4	4	3	24	2	3	0	0	1	-4
33	David McCormack	13:42	1-3	0-0	2-2	0	6	6	1	3	4	1	1	0	1	0	-12
11	Remy Martin	12:25	1-3	0-1	0-0	0	1	1	3	0	2	1	2	0	0	0	-3
55	Jalen Coleman-Lands	20:00	1-6	1-6	2-2	0	0	0	4	2	5	1	1	0	0	1	-2
21	Zach Clemence	08:30	0-0	0-0	0-0	1	0	1	1	0	0	0	2	1	1	0	10
24	KJ Adams, Jr.	03:23	0-0	0-0	0-0	1	0	1	0	0	0	0	0	0	0	0	-6
1	Joseph Yesufu	02:04	0-2	0-2	0-0	0	0	0	0	0	0	0	0	0	0	0	-4
Team						1	1	2			0	0					
Totals			21-47	10-26	15-18	6	18	24	22	17	67	12	17	5	3	3	-8

Technical Fouls:NONE

Texas Tech - 75

Record: 11-3 (1-1)

NO. Name	Min	FG M-A	3P M-A	FT M-A	Rebounds OR DR TOT	Fouls PF FD	TP	AS	TO	ST	Blocks BS BA	+/-			
0 Kevin Obanor	F 22:53	3-7	1-4	0-0	2 5	7	4	1	7	1	1	0	0	10	
11 Bryson Williams	F 30:04	9-13	1-3	3-7	4 4	8	2	4	22	3	0	1	0	1	6
2 Davion Warren	G 30:34	2-6	0-3	3-3	1 1	2	3	6	7	2	1	2	1	0	-1
3 Clarence Nadohly	G 34:33	6-13	0-2	5-5	1 2	3	2	6	17	1	2	3	0	2	11
25 Adonis Arms	G 33:02	2-6	1-3	3-4	0 2	2	2	3	8	4	3	1	0	0	6
14 Marcus Santos-Silva	19:37	3-6	0-0	1-3	2 2	4	1	2	7	2	1	2	2	0	0
13 Mylik Wilson	23:19	2-3	1-1	0-0	1 3	4	2	0	5	5	2	1	0	0	9
4 Daniel Batcho	05:58	1-1	0-0	0-0	0 1	1	1	0	2	0	1	0	0	0	-1
Team					1 1	2	0	1							
Totals		28-55	4-16	15-22	12 21	33	17	22	75	18	12	10	3	3	8

Technical Fouls:NONE

	KAN	TTU
Biggest lead	2 (1 st 15:06)	14 (2 nd 11:51)
Best Scoring Run	7 (1 st 7:16)	9 (2 nd 11:51)
Lead Changes	8	
Times Tied	6	
Time with Lead	01:29	33:27

Points from	KAN	TTU
Turnovers	19	21
Paint	18	44
Second Chance	5	15
Fast Breaks	7	0
Bench	11	14

Period by Period Scoring	1st	2nd	TOT
KAN	25	42	67
TTU	33	42	75

Shooting By Period	1 st	2 nd	3 rd	4 th	OT
FG%	12-25	48.0%			
3PT%	1-6	16.7%			
FT%	1-1	100%			
2 nd FG%	16-30	53.3%			
3PT%	3-8	37.5%			
FT%	4-6	66.7%			
GM FG%	28-55	50.9%			
3PT%	4-14	28.6%			
FT%	5-7	71.4%			

Dead Ball Rebounds: 0.0

GAME 15 - NO. 19 TEXAS TECH 65, NO. 1 BAYLOR 62



Official Basketball Box Score - Final
Texas Tech at Baylor
01/11/22 Ferrell Center, Waco
2021-22 Men's Basketball

Game Time: 6:00 PM
Game Duration: 2:19
Attendance: 8,569

Officials: Darron George, James Luckie, Roger Ayers

Texas Tech - 65

Record: 12-3 (2-1)

NO.	Name	Min	FG M-A	3P M-A	FT M-A	OR	DR	TOT	Fouls PF	FD	TP	AS	TO	ST	Blocks BS BA	+/-	
0	Kevin Obanor	F 33:03	6-11	1-3	0-0	1	3	4	1	0	13	2	1	0	0	1	4
11	Bryson Williams	F 30:13	5-12	1-2	2-2	1	4	5	3	3	13	3	1	0	0	1	2
2	Davion Warren	G 23:15	0-3	0-2	2-2	0	2	2	3	2	2	0	1	0	0	0	1
3	Clarence Nadohly	G 28:52	5-6	0-1	1-3	0	1	1	2	4	11	1	2	2	0	0	-4
25	Adonis Arms	G 33:02	7-13	0-1	0-0	3	6	9	0	0	14	5	1	0	2	1	8
13	Mylik Wilson	04:08	0-0	0-0	0-0	2	2	0	0	0	0	0	1	0	0	0	-4
14	Marcus Santos-Silva	11:24	0-2	0-0	0-0	0	0	0	3	1	0	0	1	1	2	1	-1
15	Kevin McCullar	30:57	5-8	2-5	0-0	1	5	6	1	2	12	5	2	3	0	0	10
4	Daniel Batcho	04:51	0-0	0-0	0-0	0	0	0	0	0	0	0	0	0	0	0	-1
23	Chibuzo Agbo	00:15	0-0	0-0	0-0	0	0	0	0	0	0	0	0	0	0	0	0
Totals				1	1	2					0	2					
Totals			28-55	4-14	5-7	7	24	31	13	12	65	16	12	6	4	4	3

Technical Fouls:NONE

Baylor - 62

Record: 15-1 (3-1)

NO.	Name	Min	FG M-A	3P M-A	FT M-A	Rebounds OR DR TOT	Fouls PF FD	TP	AS	TO	ST	Blocks BS BA	+/-
0	Flo Thamba	F 13:22	1-2	0-0	0-0	1 1 2	2 2 1	2	0	0	0	2	0
2	Kendall Brown	F 29:57	2-5	0-1	1-1	0 5 5	2 1 5	6	3	0	0	1	-5
24	Matthew Mayer	F 25:15	3-10	0-3	1-4	1 6 7	1 2 7	0	0	1	2	2	-2
10	Adam Flagler	G 28:25	6-11	5-8	0-2	1 0 1	4 2 7	17	1	2	1	0	-4
11	James Akinjo	G 36:38	5-14	1-8	6-6	1 3 4	0 6 10	17	5	1	2	0	1
4	Lj Crier	29:13	4-9	2-4	0-0	0 0 0	1 0 1	10	0	4	1	0	-4
23	Jonathan Tchamwa Tchatchoua	26:38	2-4	0-0	0-0	3 7 10	2 1 4	0	1	0	0	0	-6
3	Dale Bonner	10:32	0-1	0-0	0-0	2 0 2	0 0 0	2	0	0	0	0	1
Team							4 0 4			0 3			
Totals			23-56	8-24	8-13	13 22 35	12 13	62	14	14	5	4 4	-3

Technical Fouls:NONE

	TTU	BU
Biggest lead	7 (2 nd 2:39)	15 (1 st 9:10)
Best Scoring Run	12 (2 nd 19:50)	12 (1 st 10:21)
Lead Changes	5	
Times Tied	4	
Time with Lead	06:56	31:27

TEXAS TECH GAME HIGHS

Game Records

Record	Overall	Home	Away	Neutral
ALL GAMES	13-3	10-0	1-2	2-1
CONFERENCE	3-1	2-0	1-1	0-0
NON-CONFERENCE	10-2	8-0	0-1	2-1

Team Results

Date	Opponent		Score	Att.	High Points	High Rebounds
11/09/2021	North Florida	W	89-74	14245	(22) WILLIAMS, Bryson	(7) WILLIAMS, Bryson
11/12/2021	Grambling	W	88-62	14171	(24) MCCULLAR, Kevin	(9) WILLIAMS, Bryson
						(9) MCCULLAR, Kevin
11/15/2021	Prairie View	W	84-49	12419	(18) WILLIAMS, Bryson	(7) WILLIAMS, Bryson
						(7) MCCULLAR, Kevin
11/20/2021	vs Incarnate Word	W	84-62	1340	(17) MCCULLAR, Kevin	(8) BATCHO, Daniel
11/23/2021	Omaha	W	96-40	12670	(18) SHANNON, JR. , Terrence	(10) BATCHO, Daniel
11/27/2021	Lamar University	W	89-57	12233	(20) OBANOR, Kevin	(12) SANTOS-SILVA, Marcus
12/01/2021	at Providence	L	68-72	10022	(17) SHANNON, JR. , Terrence	(7) ARMS, Adonis
12/07/2021	vs Tennessee	Wot	57-52	14344	(18) SHANNON, JR. , Terrence	(12) SHANNON, JR. , Terrence
12/14/2021	Arkansas St.	W	75-62	12431	(21) MCCULLAR, Kevin	(5) MCCULLAR, Kevin
						(5) WARREN , Davion
12/18/2021	vs Gonzaga	L	55-69	7821	(14) ARMS, Adonis	(10) MCCULLAR, Kevin
					(14) MCCULLAR, Kevin	
12/22/2021	Eastern Wash.	W	78-46	12133	(12) WILLIAMS, Bryson	(7) OBANOR, Kevin
					(12) ARMS, Adonis	
12/28/2021	Alabama St.	W	75-53	12059	(15) WARREN , Davion	(9) BATCHO, Daniel
01/05/2022	at Iowa St.	L	47-51	11699	(12) WARREN , Davion	(10) OBANOR, Kevin
01/08/2022	Kansas	W	75-67	14320	(22) WILLIAMS, Bryson	(8) WILLIAMS, Bryson
01/11/2022	at Baylor	W	65-62	8569	(14) ARMS, Adonis	(9) ARMS, Adonis
01/13/2022	Oklahoma St.	W	78-57	14853	(17) OBANOR, Kevin	(10) SANTOS-SILVA, Marcus

Attendance Summary

	Games	Attend	Avg/Game
Home	10	131534	13153
Away	3	30290	10097
Neutral	3	23505	7835
Total	16	185329	11583

TEXAS TECH • UNITED SUPERMARKETS ARENA ATTENDANCE RECORDS

DATE	OPPONENT	RESULT	ATTENDANCE	12/30/2001	Minnesota	W • 80-60	14,232	12/16/2019	Southern Miss	W • 71-65	12,290
01/26/2004	[16] Texas	L • 62-61 • OT	15,250	01/09/2016	[1] Kansas	L • 69-59	14,231	02/27/2019	Oklahoma State	W • 84-80	12,248
02/22/2005	Texas	W • 69-65	15,152	11/12/2021	Grambling	W • 88-62	14,171	11/27/2021	Lamar	W • 89-58	12,233
11/05/2019	Eastern Illinois	W • 85-60	15,098	01/8/2019	Oklahoma	W • 66-59	14,090	02/25/2014	Kansas State	L • 60-56	12,224
11/09/2019	Bethune-Cookman	W • 79-44	15,098	12/29/2019	CSU Bakersfield	W • 73-58	14,055	02/21/2004	Texas A&M	W • 76-60	12,135
01/07/2020	[4] Baylor	W • 57-52	15,098	01/22/2000	[14] Texas	L • 72-59	14,045	12/22/2021	Eastern Washington	W • 78-46	12,133
01/18/2020	Iowa State	W • 72-52	15,098	01/01/2002	Wyoming	W • 90-84	13,956	12/28/2021	Alabama State	W • 75-53	12,059
02/29/2020	Texas	L • 68-58	15,098	02/12/2002	Baylor	W • 90-65	13,856	02/22/2003	Texas A&M	W • 70-69	12,029
03/07/2020	[1] Kansas	L • 66-62	15,098	12/01/2001	TCU	W • 99-86	13,811	01/06/2001	[7] Kansas	L • 94-82	11,820
01/05/2019	Kansas State	W • 63-57	15,098	02/11/2017	[3] Kansas	L • 80-79	13,806	02/28/2009	[3] Oklahoma	L • 78-63	11,574
01/16/2019	Iowa State	L • 68-64	15,098	01/06/2002	Kansas State	W • 74-49	13,791	12/23/2006	Bucknell	W • 72-60	11,561
02/23/2019	[12] Kansas	W • 91-62	15,098	12/17/2001	Louisiana-Lafayette	W • 89-72	13,713	01/20/2007	[5] Kansas	W • 69-64	11,469
03/04/2019	Texas	W • 70-51	15,098	12/22/2009	Stanford	W • 100-87	13,617	01/08/2005	[7] Oklahoma State	L • 76-66	11,456
02/24/2018	[8] Kansas	L • 74-72	15,098	12/22/2001	Stetson	W • 101-47	13,609	02/13/2010	Texas A&M	L • 67-65	11,453
02/13/2018	[23] Oklahoma	W • 88-78	15,098	01/29/2020	No. 12 West Virginia	W • 89-81	13,586	12/28/2018	UTRGV	W • 71-46	11,418
01/31/2018	Texas	W • 73-71 • OT	15,098	11/24/2001	Sam Houston State	L • 69-65	13,567	01/21/2017	Oklahoma State	L • 83-64	11,360
01/13/2018	[2] West Virginia	W • 72-71	15,098	12/21/2019	UTRGV	W • 68-58	13,516	12/18/2000	Texas A&M-Corpus Christi	L • 86-80	11,352
02/08/2014	[19] Oklahoma State	W • 65-61	15,098	01/31/2007	[22] Texas	L • 76-64	13,498	03/06/2004	Iowa State	W • 72-58	11,285
01/01/2007	New Mexico	W • 70-68	15,098	11/24/2019	Long Island	W • 96-66	13,286	01/16/2008	[10] Texas A&M	W • 68-53	11,268
12/28/2006	UNLV	L • 74-66	15,098	02/07/2018	Iowa State	W • 76-58	13,221	03/01/2008	[5] Texas	W • 83-80	11,184
02/23/2002	Texas A&M	W • 74-53	15,098	11/26/2001	UTEP	W • 81-56	13,093	02/12/2000	Baylor	W • 79-68	11,161
02/15/2003	[5] Oklahoma	L • 63-58	15,098	02/12/2020	TCU	W • 88-42	13,050	01/28/2017	LSU	W • 77-64	11,056
02/02/2002	Iowa State	W • 69-43	15,098	01/29/2005	Nebraska	W • 84-68	13,049	02/05/2003	Nebraska	W • 75-49	11,008
01/26/2002	[6] Oklahoma	W • 92-79	15,098	01/10/2004	Oklahoma State	W • 83-62	13,043	02/07/2009	Baylor	W • 83-76	10,962
01/19/2002	[6] Oklahoma State	W • 94-70	15,098	03/03/2018	TCU	W • 79-75	12,871	02/10/2001	Texas A&M	L • 72-70	10,931
01/14/2002	Texas	L • 74-71 • OT	15,098	02/4/2019	West Virginia	W • 81-50	12,831	02/24/2007	Oklahoma State	W • 59-57	10,898
03/05/2005	[20] Oklahoma	L • 74-54	15,078	12/29/2017	[18] Baylor	W • 77-53	12,827	12/01/2012	[9] Arizona	L • 85-57	10,782
11/19/1999	Indiana	L • 68-60	15,050	01/16/2016	[22] Baylor	L • 63-60	12,827	01/23/2016	[6] West Virginia	L • 80-76	10,732
01/15/2005	Texas A&M	W • 70-56	15,048	03/03/2003	[7] Kansas	L • 65-56	12,821	12/27/2011	Cal State Bakersfield	W • 74-58	10,678
01/19/2004	[11] Oklahoma	W • 67-47	15,018	11/24/2021	Omaha	W • 96-40	12,670	01/29/2000	[18] Oklahoma	L • 78-61	10,624
03/01/2003	[5] Texas	L • 76-71	15,018	02/18/2014	[8] Kansas	L • 64-63	12,667	02/21/2009	Texas A&M	L • 79-73	10,551
01/24/2007	[6] Texas A&M	W • 70-68	15,011	03/01/2017	Texas	W • 67-57	12,643	01/06/2007	Oklahoma	W • 68-54	10,550
01/14/2022	Oklahoma State	W • 78-57	14,853	01/23/2018	Oklahoma State	W • 75-70	12,585	01/01/2004	Minnesota	W • 90-73	10,524
01/27/2020	[15] Kentucky	L • 76-74 (OT)	14,763	11/21/2019	Tennessee State	W • 72-57	12,584	01/29/2003	Colorado	W • 66-56	10,485
02/19/2020	Kansas State	W • 69-62	14,695	01/06/2018	Kansas State	W • 74-58	12,531	11/16/2001	William & Mary	W • 75-55	10,444
2/16/2019	Baylor	W • 86-61	14,598	01/02/2016	Texas	W • 82-74	12,491	02/02/2005	Colorado	W • 97-90	10,415
02/17/2016	[3] Oklahoma	W • 65-63	14,471	02/20/2010	[15] Texas	L • 71-67	12,481	01/23/2010	Oklahoma	W • 75-65	10,408
01/04/2020	Oklahoma State	W • 85-50	14,325	12/15/2021	Arkansas State	W • 75-62	12,431	02/25/2012	Texas	L • 71-67 • OT	10,393
01/08/2022	[6] Kansas	W • 75-67	14,320	03/05/2014	Texas	W • 59-53	12,429	01/31/2009	Nebraska	L • 82-69	10,371
01/26/2019	Arkansas	W • 67-64	14,290	11/15/2021	Prairie View A&M	W • 84-49	12,419	01/26/2003	[13] Oklahoma State	L • 79-70	10,337
11/09/2021	North Florida	W • 89-71	14,245	01/17/2009	[11] Texas	L • 71-49	12,382	02/17/2007	Colorado	W • 95-74	10,298
02/20/2002	Missouri	W • 91-68	14,426	03/02/2016	Kansas State	W • 80-71	12,359	11/19/2004	UNC Asheville	W • 119-55	10,296
01/15/2000	Texas A&M	L • 88-86	14,324	02/14/2005	[3] Kansas	W • 80-79 • 2OT	12,298	03/03/2001	[24] Texas	L • 78-55	10,244



TEXAS TECH • UNITED SUPERMARKETS ARENA W-L RECORDS

YEAR-BY-YEAR RECORD AT UNITED SUPERMARKETS ARENA

SEASON	GAMES	NON-CONFERENCE RECORD	BIG 12 RECORD	OVERALL RECORD
1999-2000	15	6-1	2-6	8-7
2000-01	14	3-3	3-5	6-8
2001-02	17	8-1	7-1	15-2
2002-03	17	9-0	4-4	13-4
2003-04	16	8-0	7-1	15-1
2004-05	15	7-0	6-2	13-2
2005-06	16	7-1	5-3	12-4
2006-07	16	7-1	6-2	13-3
2007-08	15	7-0	6-2	13-2
2008-09	18	9-1	3-5	12-6
2009-10	19	11-0	3-5	14-5
2010-11	18	8-2	3-5	11-7
2011-12	15	6-0	1-8	7-8
2012-13	20	7-4	2-7	9-11
2013-14	17	7-1	4-5	11-6
2014-15	19	10-0	3-6	13-6
2015-16	17	8-0	6-3	14-3
2016-17	19	10-0	6-3	16-3
2017-18 ^	17	8-0	8-1	16-1
2018-19 *	17	8-0	8-1	16-1
2019-20	17	7-1	6-3	13-4
2020-21	15	6-0	5-4	11-4
2021-22	10	8-0	2-0	10-0
TOTALS	379	176-16	108-80	283-97

^ - Texas Tech played Rice on 12/16/2017 at Lubbock Municipal Coliseum

* - Texas Tech played ACU on 12/15/2018 at Lubbock Municipal Coliseum



TEXAS TECH VS. OPPONENTS AT UNITED SUPERMARKETS ARENA

CURRENT BIG 12 MEMBERS

	W-L
Baylor	13-9
Iowa State	11-5
Kansas	5-15
Kansas State	12-4
Oklahoma	13-9
Oklahoma State	14-9
TCU	8-1
Texas	8-14
West Virginia	5-5

FORMER BIG 12 MEMBERS • 18-14

	W-L
Colorado	4-2
Missouri	4-3
Nebraska	4-2
Texas A&M	6-7

NON-CONFERENCE OPPONENTS

	W-L
Abilene Christian	2-0
Air Force	1-0
Alabama	0-1
Alabama State	1-0
Arkansas-Pine Bluff	2-0
Arkansas State	1-0
Arizona	0-1
Arizona State	0-1
Auburn	1-0
Bethune-Cookman	1-0
Bucknell	1-0
Cal State Bakersfield	2-0
Centenary College	4-0
Central Arkansas	1-0
Davidson	1-0
Delaware State	1-0
East Central • Oklahoma	1-0
East Tennessee State	1-0
Eastern Illinois	1-0
Eastern Kentucky	2-0
Eastern Washington	1-0
Florida Atlantic	1-0
Florida A&M	1-0
Fresno State	1-0
Furman	1-0
Gardner-Webb	1-0

Georgia Southern	2-0	Northwestern State	5-0
Georgia State	1-0	Oral Roberts	2-0
Georgia Tech	1-0	Oregon State	1-0
Grambling State	4-0	Prairie View A&M	5-0
Hawaii	1-0	Rice	1-0
High Point	1-0	Richmond	1-0
Houston	1-0	Saint Francis • Pennsylvania	1-0
Houston Baptist	2-0	Sam Houston State	5-1
Idaho State	1-0	Samford	1-0
Incarnate Word	3-0	San Diego State	3-0
Indiana	0-1	San Francisco	1-0
Jackson State	1-0	San Jose State	1-0
Jacksonville	1-0	Savannah State	1-0
Kennesaw State	1-0	SMU	2-0
Kentucky	0-1	South Alabama	1-0
Lamar	3-0	South Carolina State	1-0
Liberty	1-0	South Dakota	1-0
Little Rock	2-0	South Dakota State	2-0
Long Island	1-0	Southeastern Louisiana	3-0
Longwood	1-0	Southern Miss	1-0
Louisiana-Lafayette	2-0	Stanford	1-0
Louisiana-Monroe	1-0	Stetson	1-0
Louisiana Tech	1-1	Stephen F. Austin	5-0
Loyola Maryland	1-0	TCU	4-2
LSU	1-1	Tennessee State	1-0
Massachusetts	1-0	Tennessee-Martin	1-0
Maine	1-0	Texas A&M Corpus Christi	2-1
McNeese State	1-1	Texas Southern	1-0
Minnesota	2-0	Texas State	1-0
Mississippi Valley State	1-0	Troy	2-0
Missouri State	1-0	UAB	0-1
Morehead State	1-0	UC Riverside	1-0
Mount St. Mary's	1-0	UNC Asheville	1-0
Nebraska-Omaha	2-0	UNC Wilmington	1-0
Nevada	2-0	UNLV	0-1
New Mexico	3-1	UTA	1-0
New Mexico State	2-0	UTEP	5-1
Nicholls State	2-0	UTRGV	3-0
North Carolina A&T	1-0	UTSA	2-0
North Dakota State	1-0	Washington	1-0
North Florida	1-0	Wichita State	1-0
North Texas	4-0	William & Mary	1-0
Northern Arizona	2-0	Wofford	1-0
Northern Colorado	2-0	Wyoming	1-0
Northern Kentucky	1-0		



TEXAS TECH • PRESEASON AWARDS & POLLS

Preseason Player of the Year
Remy Martin, Kansas, G, 6-0, 175, Sr., Burbank, Calif.

Preseason Newcomer of the Year
Marcus Carr, Texas, G, 6-2, 195, Sr., Toronto, Ontario, Canada

Preseason Freshman of the Year
Kendall Brown, Baylor, G/F, 6-8, 205, Cottage Grove, Minn.

Preseason All-Big 12 Team
Matthew Mayer, Baylor, G/F, 6-9, 225, Sr., Austin, Texas/Westlake
Ochai Agbaji, Kansas, G, 6-5, 215, Sr., Kansas City, Mo./Oak Park
Remy Martin, Kansas, G, 6-0, 175, Sr., Burbank, Calif./Sierra Canyon/Arizona State
David McCormack, Kansas, F, 6-10, 250, Sr., Norfolk, Va./Oak Hill Academy
Marcus Carr, Texas, G, 6-2, 195, Sr., Toronto, Ontario, Canada/Montverde Acad./Pittsburgh/Minnesota
Terrence Shannon, Jr., Texas Tech, G, 6-6, 215, Jr., Chicago, Ill./Lincoln Park
A tie resulted in an extra position on the team.

Honorable Mention (listed alphabetically by school):
James Akinjo (Baylor), Avery Anderson (Oklahoma State), Moussa Cisse (Oklahoma State), Mike Miles (TCU),
Andrew Jones (Texas), Tre Mitchell (Texas), Taz Sherman (West Virginia).

2021-22 BIG 12 PRESEASON POLL

PL	TEAM	PTS
1.	Kansas (8)	80
2.	Texas (2)	70
3.	Baylor	67
4.	Texas Tech	51
5.	Oklahoma State	49
	West Virginia	49
7.	Oklahoma	29
8.	TCU	24
9.	Kansas State	22
10.	Iowa State	9



BIG 12 CONFERENCE

BIG 12 PRESEASON POLL: Texas Tech was picked fourth in the 2021-22 Big 12 Men's Basketball Preseason Poll with Kansas at the top of the poll as voted on by the league's head coaches. TTU was picked fifth in last season's poll after the highest predicted finish of third for the program in the 2019-20 poll. The fourth-place selection is the second highest predicted finish in program history.

PRESEASON AWARDS: Texas Tech junior **TERRENCE SHANNON, JR.** was been selected to the Preseason All-Big 12 Team which reflected the votes from the league's head coaches. Shannon was also one of 20 players nationally named to the watch list for the 2022 Jerry West Shooting Guard of the Year Award by the Naismith Memorial Basketball Hall of Fame. Shannon is joined on the Preseason All-Big 12 Team by Kansas' Remy Martin, Texas transfer Marcus Carr, Baylor's Matthew Mayer, Kansas' Ochai Agbaji and David McCormack. Three of the selections were honored on the 2020-21 All-Big 12 teams as McCormack was a second team pick while Shannon was on the third team and Agbaji was honorable mention. In the superlative categories, Martin was selected Preseason Player of the Year, Carr picked up Newcomer of the Year and Baylor's Kendall Brown was named Freshman of the Year. Texas Tech senior **KEVIN OBANOR** was selected to the 20-player watch list for the 2022 Julius Erving Small Forward of the Year Award which was announced by the Naismith Memorial Basketball Hall of Fame. Named after Class of 1993 Hall of Famer and 16-year professional basketball player Julius Erving, the annual honor in its eighth year recognizes the top small forwards in Division I men's college basketball. A national committee of top college basketball personnel determined the watch list of 20 candidates. Shannon was an Erving Award finalist last season and is on the Jerry West Award Watch List this year. Named after Class of 1980 Hall of Famer and 1959 NCAA Final Four Most Valuable Player Jerry West, the annual honor in its eighth year recognizes the top shooting guards in Division I men's college basketball. A national committee of top college basketball personnel determined the watch list of 20 candidates. Among the 20-player watch list who join Shannon from the Big 12 are Adam Flagler (Baylor), Ochai Agbaji (Kansas) and Andrew Jones (Texas).

TEXAS TECH • NBA DRAFT

RED RAIDERS IN THE NBA DRAFT

YEAR	PLAYER	POS	HT	WT	HOMETOWN	DRAFTED BY	RD	PICK	OVERALL
1947	Garland Head	G	6-3	190	Clovis, New Mexico	New York Knicks	3	5	25
1953	Paul Nolen	C	6-10	225	Alvarado, Texas	Baltimore Bullets	5	2	38
1956	Eugene Carpenter	C	6-7	200	Big Spring, Texas	Rochester Royals	11	1	81
1956	Jim Reed	F	6-4	195	Pine Bluff, Arkansas	St. Louis Hawks	9	2	65
1959	Leon "Podd" Hill	C	6-6	210	Sudan, Texas	Minneapolis Lakers	8	4	59
1962	Harold Hudgens	C	6-10	220	Ballinger, Texas	Detroit Pistons	3	4	22
1971	Gene Knolle	F	6-4	190	St. Albans, New York	Portland Trailblazers	7	3	106
1975	William Johnson	F	6-6	220	Houston, Texas	Houston Rockets	6	11	101
1976	Rick Bullock	C	6-9	230	San Antonio, Texas	New York Knicks	4	6	57
1978	Mike Russell	F	6-7	220	Buffalo, New York	Kansas City Royals	3	8	52
1979	Geoff Huston	G	6-2	175	Brooklyn, New York	New York Knicks	3	6	50
1980	Kent Williams	G	6-5	185	Hobbs, New Mexico	Seattle Supersonics	10	13	212
1982	Jeff Taylor	G	6-4	170	Hobbs, New Mexico	Houston Rockets	2	19	42
1982	Clarence Swanigan	F	6-6	220	Galveston, Texas	San Antonio Spurs	5	18	110
1985	Bubba Jennings	G	5-10	160	Clovis, New Mexico	Dallas Mavericks	4	16	86
1985	Quentin Anderson	F	6-9	205	Athens, Alabama	Milwaukee Bucks	6	21	137
1986	Tony Benford	G	6-4	200	Hobbs, New Mexico	Boston Celtics	4	23	93
1995	Mark Davis	F	6-7	215	Thibodaux, Louisiana	Minnesota Timberwolves	2	19	48
1996	Jason Sasser	F	6-7	225	Dallas, Texas	Sacramento Kings	2	12	41
1997	Tony Battie	C	6-11	225	Dallas, Texas	Denver Nuggets	1	5	5
1998	Cory Carr	G	6-4	200	Kingsland, Arkansas	Atlanta Hawks	2	20	49
2004	Andre Emmett	G	6-5	230	Dallas, Texas	Seattle Supersonics	2	6	36
2018	Zhaire Smith	G	6-5	195	Garland, Texas	Phoenix Suns	1	16	16
2019	Jarrett Culver	G	6-6	195	Lubbock, Texas	Phoenix Suns	1	6	6
2020	Jahmi'us Ramsey	G	6-4	195	Arlington, Texas	Sacramento Kings	2	13	43

RED RAIDERS IN THE ABA DRAFT


YEAR	PLAYER	POS	HT	WT	HOMETOWN	DRAFTED BY	RD	PICK	OVERALL
1971	Gene Knolle	F	6-4	190	St. Albans, New York	Dallas Chaparrals	10	1	99
1972	Greg Lowery	G	6-2	175	West Palm Beach, Florida	Floridians	16	5	155



ZHAIRE SMITH



JARRETT CULVER



JAHMI'US RAMSEY



TEXAS TECH SEASON STATS (2020-21)

Game Records

Record	Overall	Home	Away	Neutral
ALL GAMES	18-11	11-4	5-4	2-3
CONFERENCE	9-8	5-4	4-4	0-0
NON-CONFERENCE	9-3	6-0	1-0	2-3

Score by Periods

Team	1st	2nd	OT	TOT
Texas Tech	978	1112	13	2103
Opponents	840	970	23	1833

Team Box Score

No. Player					Total		3-Point		F-Throw		Rebounds												
		GP-GS	MIN	AVG	FG-FGA	FG%	3FG-FGA	3FG%	FT-FTA	FT%	OFF	DEF	TOT	AVG	PF	DQ	A	TO	BLK	STL	PTS	AVG	
0	MCCLUNG, Mac	29-29	882:50	30.4	148-353	.419	47-137	.343	107-135	.793	12	66	78	2.7	56	2	62	54	9	24	450	15.5	
1	SHANNON, JR. , Terrence	28-13	744:07	26.6	120-268	.448	30-84	.357	90-119	.756	32	79	111	4.0	49	1	39	38	4	32	360	12.9	
15	MCCULLAR, Kevin	20-19	606:20	30.3	72-173	.416	13-46	.283	50-71	.704	30	95	125	6.3	60	0	41	30	16	34	207	10.4	
11	EDWARDS, Kyler	29-26	903:60	31.2	91-223	.408	56-134	.418	56-71	.789	14	125	139	4.8	49	1	81	38	14	32	294	10.1	
14	SANTOS-SILVA, Marcus	29-29	682:31	23.5	102-192	.531	0-1	.000	37-64	.578	89	97	186	6.4	73	3	39	40	32	20	241	8.3	
5	PEAVY, Micah	29-25	587:49	20.3	73-159	.459	0-3	.000	18-38	.474	57	33	90	3.1	74	4	40	33	6	17	164	5.7	
25	BURNETT, Nimari	12-0	213:40	17.8	14-50	.280	4-23	.174	32-36	.889	6	16	22	1.8	21	0	11	17	6	17	64	5.3	
24	NTAMBWE, Joel	3-0	40:59	13.7	5-12	.417	3-5	.600	1-2	.500	1	9	10	3.3	4	0	3	4	0	0	14	4.7	
2	BURTON, Jamarius	23-4	432:48	18.8	38-94	.404	10-30	.333	14-19	.737	16	25	41	1.8	29	1	28	26	2	19	100	4.3	
10	SMITH, Tyreek	29-0	243:54	8.4	28-46	.609	3-8	.375	17-28	.607	21	50	71	2.4	21	0	6	5	21	2	76	2.6	
23	AGBO, Chibuzo	22-0	140:43	6.4	16-39	.410	8-25	.320	5-9	.556	9	8	17	0.8	10	0	5	1	2	1	45	2.0	
50	GOLDIN, Vladislav	10-0	47:12	4.7	6-17	.353	0-0	.000	7-7	1.000	2	8	10	1.0	7	0	2	1	1	2	19	1.9	
3	NADOLNY, Clarence	24-0	214:19	8.9	12-31	.387	5-18	.278	15-26	.577	2	24	26	1.1	35	1	15	10	0	4	44	1.8	
21	BENSON, Avery	20-0	104:01	5.2	9-15	.600	6-9	.667	1-9	.111	6	7	13	0.7	14	0	8	3	3	3	25	1.3	
30	LARSON, Ty	1-0	00:54	0.9	0-0	.000	0-0	.000	0-0	.000	0	0	0	0.0	0	0	0	0	0	0	0	0.0	
Team											40	34	74					13					
Total		29	5846		734-1672	.439	185-523	.354	450-634	.710	337	676	1013	34.9	502	13	380	313	116	207	2103	72.5	
Opponents		29	5850		631-1533	.412	200-585	.342	371-545	.681	290	675	965	33.3	576	13	284	464	87	158	1833	63.2	

Team Statistics

	TTU	OPP
Scoring	2103	1833
Points per game	72.5	63.2
Scoring margin	+9.3	-
Field goals-att	734-1672	631-1533
Field goal pct	.439	.412
3 point fg-att	185-523	200-585
3-point FG pct	.354	.342
3-pt FG made per game	6.4	6.9
Free throws-att	450-634	371-545
Free throw pct	.710	.681
F-Throws made per game	15.5	12.8
Rebounds	1013	965
Rebounds per game	34.9	33.3
Rebounding margin	+1.7	-
Assists	380	284
Assists per game	13.1	9.8
Turnovers	313	464
Turnovers per game	10.8	16.0
Turnover margin	+5.2	-
Assist/turnover ratio	1.2	0.6
Steals	207	158
Steals per game	7.1	5.4
Blocks	116	87
Blocks per game	4.0	3.0
Winning streak	0	-
Home win streak	3	-
Attendance	58734	12492
Home games-Avg/Game	15-3916	9-1388
Neutral site-Avg/Game	-	5-978

Team Results

Date	Opponent		Score	Att.
11/25/2020	Northwestern St.	W	101-58	3345
11/27/2020	Sam Houston	W	84-52	3176
11/29/2020	vs Houston	L	53-64	0
12/04/2020	Troy	W	80-46	4032
12/06/2020	Grambling	W	81-40	3283
12/09/2020	Abilene Christian	W	51-44	4175
12/12/2020	vs A&M-Corpus Christi	W	77-57	1380
12/17/2020	Kansas	L	57-58	4250
12/22/2020	at Oklahoma	W	69-67	1328
12/29/2020	Incarnate Word	W	79-51	3850
01/02/2021	Oklahoma St.	Lot	77-82	4013
01/05/2021	Kansas St.	W	82-71	3523
01/09/2021	at Iowa St.	W	91-64	1317
01/13/2021	at Texas	W	79-77	0
01/16/2021	Baylor	L	60-68	4250
01/25/2021	at West Virginia	L	87-88	339
01/30/2021	at LSU	W	76-71	2808
02/01/2021	Oklahoma	W	57-52	4250
02/06/2021	at Kansas St.	W	73-62	1000
02/09/2021	West Virginia	L	71-82	4250
02/20/2021	at Kansas	L	61-67	0
02/22/2021	at Oklahoma St.	Lot	69-74	3350
02/27/2021	Texas	W	68-59	4250
03/02/2021	TCU	W	69-49	4077
03/04/2021	Iowa St.	W	81-54	4010
03/07/2021	at Baylor	L	73-88	2350
03/11/2021	vs Texas	L	66-67	3510
03/19/2021	vs Utah St.	W	65-53	0
03/21/2021	vs Arkansas	L	66-68	0

TEXAS TECH DOUBLE-DOUBLES (6)

MARCUS SANTOS-SILVA (2): 10 points, 13 rebounds vs. Northwestern State; 12 points/10 rebounds vs. Sam Houston

KEVIN MCCULLAR (2): 15 points/11 rebounds at Iowa State; 10 points/10 rebounds vs. Baylor

TERRENCE SHANNON (1): 23 points/10 rebounds at LSU

**Santos-Silva has 18 career double-doubles with 16 during his career at VCU.*

TEXAS TECH - BIG 12 STATS

Game Records

Record	Overall	Home	Away	Neutral
ALL GAMES	9-8	5-4	4-4	0-0
CONFERENCE	9-8	5-4	4-4	0-0
NON-CONFERENCE	0-0	0-0	0-0	0-0

Score by Periods

Team	1st	2nd	OT	TOT
Texas Tech	566	645	13	1224
Opponents	538	601	23	1162

Team Box Score

No.	Player				Total		3-Point		F-Throw		Rebounds													
		GP-GS	MIN	AVG	FG-FGA	FG%	3FG-FGA	3FG%	FT-FTA	FT%	OFF	DEF	TOT	AVG	PF	DQ	A	TO	BLK	STL	PTS	AVG		
0	MCCLUNG, Mac	17-17	541:55	31.9	98-228	.430	29-88	.330	64-80	.800	4	37	41	2.4	39	2	35	36	6	11	289	17.0		
1	SHANNON, JR. , Terrence	17-3	457:59	26.9	71-158	.449	19-54	.352	52-72	.722	18	45	63	3.7	33	1	26	31	2	18	213	12.5		
15	MCCULLAR, Kevin	15-15	456:48	30.5	47-118	.398	10-34	.294	46-65	.708	22	75	97	6.5	45	0	30	20	14	28	150	10.0		
11	EDWARDS, Kyler	17-15	549:46	32.3	55-123	.447	33-73	.452	24-31	.774	3	74	77	4.5	30	1	41	23	8	21	167	9.8		
14	SANTOS-SILVA, Marcus	17-17	412:23	24.3	62-118	.525	0-1	.000	22-32	.688	44	53	97	5.7	46	3	23	23	21	11	146	8.6		
5	PEAVY, Micah	17-16	347:03	20.4	41-92	.446	0-2	.000	12-20	.600	36	22	58	3.4	51	3	20	15	2	7	94	5.5		
2	BURTON, Jamarius	12-2	217:55	18.2	20-53	.377	5-19	.263	9-12	.750	7	13	20	1.7	15	1	11	10	0	9	54	4.5		
25	BURNETT, Nimari	4-0	64:08	16.0	3-13	.231	1-7	.143	7-7	1.000	2	3	5	1.3	6	0	1	1	2	3	14	3.5		
10	SMITH, Tyreek	17-0	144:01	8.5	16-24	.667	2-4	.500	8-12	.667	9	38	47	2.8	9	0	3	2	13	2	42	2.5		
3	NADOLNY, Clarence	12-0	128:11	10.7	7-17	.412	1-9	.111	9-14	.643	1	14	15	1.3	17	0	8	3	0	0	24	2.0		
23	AGBO, Chibuzo	11-0	54:17	4.9	8-14	.571	2-6	.333	2-2	1.000	4	1	5	0.5	5	0	3	0	1	0	20	1.8		
21	BENSON, Avery	11-0	52:05	4.7	3-6	.500	3-4	.750	0-0	.000	1	2	3	0.3	10	0	2	2	1	2	9	0.8		
50	GOLDIN, Vladislav	5-0	18:41	3.7	1-5	.200	0-0	.000	0-0	.000	1	0	1	0.2	2	0	0	1	0	2	2	0.4		
30	LARSON, Ty	1-0	00:54	0.9	0-0	.000	0-0	.000	0-0	.000	0	0	0	0.0	0	0	0	0	0	0	0	0.0		
Team											20	20	40					11						
Total		17	3446		432-969	.446	105-301	.349	255-347	.735	172	397	569	33.5	308	11	203	178	70	114	1224	72.0		
Opponents		17	3450		392-911	.430	134-350	.383	244-351	.695	173	403	576	33.9	317	6	188	237	45	93	1162	68.4		

Team Statistics

	TTU	OPP
Scoring	1224	1162
Points per game	72.0	68.4
Scoring margin	+3.6	-
Field goals-att	432-969	392-911
Field goal pct	.446	.430
3 point fg-att	105-301	134-350
3-point FG pct	.349	.383
3-pt FG made per game	6.2	7.9
Free throws-att	255-347	244-351
Free throw pct	.735	.695
F-Throws made per game	15.0	14.4
Rebounds	569	576
Rebounds per game	33.5	33.9
Rebounding margin	-0.4	-
Assists	203	188
Assists per game	11.9	11.1
Turnovers	178	237
Turnovers per game	10.5	13.9
Turnover margin	+3.5	-
Assist/turnover ratio	1.1	0.8
Steals	114	93
Steals per game	6.7	5.5
Blocks	70	45
Blocks per game	4.1	2.6
Winning streak	0	-
Home win streak	3	-
Attendance	36873	9684
Home games-Avg/Game	9-4097	8-1211
Neutral site-Avg/Game	-	0-0

Team Results

Date	Opponent		Score	Att.
12/17/2020	Kansas	L	57-58	4250
12/22/2020	at Oklahoma	W	69-67	1328
01/02/2021	Oklahoma St.	Lot	77-82	4013
01/05/2021	Kansas St.	W	82-71	3523
01/09/2021	at Iowa St.	W	91-64	1317
01/13/2021	at Texas	W	79-77	0
01/16/2021	Baylor	L	60-68	4250
01/25/2021	at West Virginia	L	87-88	339
02/01/2021	Oklahoma	W	57-52	4250
02/06/2021	at Kansas St.	W	73-62	1000
02/09/2021	West Virginia	L	71-82	4250
02/20/2021	at Kansas	L	61-67	0
02/22/2021	at Oklahoma St.	Lot	69-74	3350
02/27/2021	Texas	W	68-59	4250
03/02/2021	TCU	W	69-49	4077
03/04/2021	Iowa St.	W	81-54	4010
03/07/2021	at Baylor	L	73-88	2350

TEXAS TECH SINGLE-GAME PROGRAM RECORDS

Complete record book at TexasTech.com

GAME • TEAM POINTS • ALL GAMES

	PTS	OPPONENT	DATE	RESULT
1	128	Texas [SWC]	02/20/2004	W • 128-125
2	122	at Baylor [SWC]	02/11/1995	W • 122-91
3	119	UNC Asheville	11/19/2004	W • 119-55
	119	Texas Wesleyan	11/30/1981	W • 119-89
5	118	Houston Baptist	01/29/1992	W • 118-53
6	117	Oral Roberts	02/15/1993	W • 117-99
	117	at Texas [SWC]	02/19/1966	W • 117-86
	117	UTEP [BC]	02/27/1956	W • 117-90
9	116	Houston Baptist	11/29/1994	W • 116-82
10	115	Baylor [SWC]	01/04/1966	W • 115-77
11	114	McMurry	12/02/1965	W • 114-70
12	113	Arizona State [BC]	02/01/1956	W • 113-63
13	111	vs. [21] Fresno State	12/21/1996	W • 111-101
	111	South Dakota State	12/01/1979	W • 111-75
	111	at Furman	12/17/1954	W • 111-103

SINGLE GAME • TOTAL POINTS • ALL GAMES • FRESHMAN

PLAYER	PTS	OPPONENT	DATE
Jason Sasser	31	at Baylor • SWC	03/06/1993
Lance Hughes	31	at Rice • SWC	02/22/1992
John Roberson	28	Northwestern State	12/29/2007
Jordan Tolbert	27	Cal State Bakersfield	12/27/2011
Jordan Tolbert	27	at TCU	12/06/2011
Jahmi'us Ramsey	27	Long Island	11/24/2019
Jahmi'us Ramsey	26	at No. 3 Kansas	02/01/2020
Jarrett Culver	26	at West Virginia	2/26/2018
Jahmi'us Ramsey	25	vs. Houston Baptist	11/13/2019
Jarrett Culver	25	Oklahoma State	1/23/2018

SINGLE GAME • TOTAL POINTS • ALL GAMES • SOPHOMORE

PLAYER	PTS	OPPONENT	DATE
Mike Singletary	43	vs. Texas A&M • B12 Tourney	03/11/2009
Rick Bullock	41	TCU • SWC	02/02/1974
Dub Malaise	40	Wyoming	12/12/1964
Paul Nolen	38	Arizona State • BC	02/14/1951
Greg Lowery	35	at Texas • SWC	02/07/1970
Del Ray Mounts	35	Arkansas • SWC	02/02/1960

SINGLE GAME • TOTAL POINTS • ALL GAMES • JUNIOR

PLAYER	PTS	OPPONENT	DATE
Mike Russell	42	Texas A&M • SWC	01/18/1977
Rayford Young	41	[24] Kansas • B12	02/13/1999
Jim Reed	41	at Furman	12/17/1954
Jarrius Jackson	41	at Nebraska • B12	02/18/2006
Jason Sasser	36	at TCU • SWC	03/04/1995
Jason Sasser	36	TCU • SWC	02/04/1995

SINGLE GAME • TOTAL POINTS • ALL GAMES • SENIOR

PLAYER	PTS	OPPONENT	DATE
Dub Malaise	50	at Texas • SWC	02/19/1966
Will Flemons	47	Oral Roberts	02/15/1993
Rick Bullock	44	at Arkansas • SWC	01/28/1976

GAME • 3-POINT FIELD GOALS MADE • ALL GAMES

	3FGM	OPPONENT	DATE
1.	16	Kansas	02/25/2019
	16	UNC-Asheville	11/19/2004
	16	vs. New Mexico State	12/27/1996
3.	15	[9] Kansas • B12	03/04/2009
	15	Houston Baptist	01/29/1992
5.	14	Florida Atlantic	12/19/2018
	14	Eastern Kentucky	11/22/2008
7.	13	TCU	02/10/2020
	13	East Central	11/20/2008
	13	Missouri State	12/09/1995

GAME • INDIVIDUAL • BLOCKS • ALL GAMES

	BLK	PLAYER	OPPONENT	DATE
1.	8	Tariq Owens	Memphis	12/01/2018
2	7	Will Flemons	Texas A&M • SWC	01/31/1990
3.	6	Tariq Owens	Incarate Word	11/6/2018
	6	Jaye Crockett	Texas A&M-Corpus Christi	01/02/2011
	6	Dior Lowhorn	UTEP	01/01/2006
	6	Devonne Giles	at UTEP	12/04/2004
	6	Tony Battie	Texas • B12	02/22/1997
	6	Tony Battie	vs. Texas A&M • SWC-T	03/07/1996
	6	Tony Battie	TCU • SWC	02/07/1996
	6	Rick Bullock	at New Mexico	12/21/1973

GAME • TEAM • BLOCKS • ALL GAMES

	BLK	OPPONENT	DATE
1.	12	Texas Southern	11/18/2013
	12	vs. Pepperdine	12/22/1998
3.	11	Incarate Word	11/06/2018

GAME • INDIVIDUAL • ASSISTS • ALL GAMES

	ASST	PLAYER	OPPONENT	DATE
1.	14	Stan Bonewitz	vs. [21] Fresno State	12/21/1996
2.	13	John Roberson	at Texas A&M • B12	01/28/2009
	13	Stan Bonewitz	vs. New Mexico State	12/27/1996
	13	Mark Davis	TCU • SWC	02/04/1995
5.	12	John Roberson	at Iowa State • B12	01/26/2011
	12	John Roberson	at Texas A&M • B12	01/30/2010
	12	Mark Davis	at Texas A&M • SWC	03/05/1994
	12	Bryant Moore	SMU • SWC	02/02/1991
9.	11	Chris Clarke	vs. Houston Baptist	11/13/2019
	11	Drew Coffman	Northern Colorado	01/04/2005
	11	Nick Valdez	[6] Oklahoma State • B12	01/19/2002
	11	Jamal Brown	UTEP	12/05/2000
	11	Jamal Brown	at Louisiana-Lafayette	11/25/2000
	11	Rayford Young	New Mexico State	11/25/1998
	11	Jason Martin	Nicholls State	01/25/1995
	11	Mark Davis	Texas • SWC	02/20/1994
	11	Bryant Moore	Houston • SWC	02/25/1992
	11	Bryant Moore	at Baylor • SWC	02/09/1991
	11	Sean Gay	Houston • SWC	01/11/1989
	11	Kent Williams	TCU • SWC-T	02/25/1980
20.	10	John Roberson	at TCU	12/08/2009
	10	John Roberson	at [2] Oklahoma • B12	02/14/2009
	10	Kasib Powell	vs. [3] Texas • B12-T	03/14/2003
	10	Kasib Powell	Baylor • B12	02/12/2002
	10	Jamal Brown	at TCU	12/28/2000
	10	Jamal Brown	Texas A&M-Corpus Christi	12/18/2000
	10	Stan Bonewitz	at Kansas State • B12	01/18/1997
	10	Jason Martin	vs. [25] North Carolina • NCAA	03/17/1996
	10	Jason Martin	Texas • SWC	01/28/1996
	10	Jason Martin	BYU	12/22/1995
	10	Lenny Holly	TCU • SWC	01/30/1993
	10	Bryant Moore	SIU-Edwardsville	01/26/1991
	10	Bryant Moore	vs. Nevada	11/25/1990
	10	Sean Gay	Wyoming	12/11/1986

GAME • TEAM • ASSISTS • ALL GAMES

	ASST	OPPONENT	DATE
1.	35	East Central	11/20/2008
2.	31	Rice	12/16/2018
3.	30	vs. Houston Baptist	11/13/2019
	30	UNC-Asheville	11/19/2004
	30	Baylor • B12	02/12/2002
	30	Nicholls State	12/14/1995
	30	TCU • SWC	02/04/1995
7.	29	Stetson	12/22/2001
8.	28	South Carolina State	12/17/2014
	28	Eastern Kentucky	11/22/2008
	28	UTRGV	12/10/2005
	28	vs. [21] Fresno State	12/21/1996
	28	at New Mexico State	12/29/1984

GAME • 3-POINT FIELD GOALS MADE • ALL GAMES

	3FGM	PLAYER	3FGA	OPPONENT	DATE
1.	9	Alan Voskuil	[9]	Kansas • B12	03/04/2009
2.	8	Alan Voskuil		Eastern Kentucky	11/22/2008
	8	Devaughtah Williams	at [14]	Baylor • B12	03/06/2015
4.	7	Lance Hughes		Houston • SWC	02/15/1995
	7	Cory Carr		Rice • SWC	03/02/1996
	7	Cory Carr		vs. New Mexico State	12/27/1996
	7	Cory Carr		at Missouri • B12	02/25/1997
	7	Stan Bonewitz		at Texas A&M • B12	02/21/1998
	7	Jayson Mitchell		North Texas	12/01/1999
	7	Nathan Doudney		vs. [3] Texas • B12-T	03/14/2003
	7	John Roberson		Nebraska • B12	01/22/2011

GAME • INDIVIDUAL • STEALS • ALL GAMES

	STL	PLAYER	OPPONENT	DATE
1.	7	Josh Gray	Jackson State	11/26/2012
	7	Ronald Ross	at UTEP	12/04/2004
	7	Nick Valdez	at UTEP	11/30/2002
	6	Nimari Burnett	Grambling	12/06/2020
	6	Jarrett Culver	Rice	12/16/2018
	6	Jaye Crockett	at West Virginia • B12	02/16/2013
	6	Nick Okorie	at [3] Kansas • B12	01/16/2010
	6	Martin Zeno	at [17] Oklahoma State • B12	02/10/2007
	6	Jarrius Jackson	Texas-Pan American	12/10/2005
	6	Ronald Ross	Baylor • B12	02/03/2004
	6	Ronald Ross	San Diego State	03/21/2003
	6	Andre Emmett	at [16] Oklahoma State • B12	02/24/2003
	6	Will Chavis	at Iowa State • B12	02/12/2003
	6	Andre Emmett	Nicholls State	12/07/2002
	6	Jason Sasser	at BYU	12/17/1993
	6	Lance Hughes	[19] Wisconsin	12/11/1993
	6	Jeff Taylor	Arkansas • SWC	02/20/1979
	6	Mike Edwards	vs. Houston • SWC-T	03/02/1978

GAME • INDIVIDUAL • REBOUNDS • ALL GAMES

	REB	PLAYER	OPPONENT	DATE
1.	27	Jim Reed	at Texas	02/14/1956
	27	Jim Reed	at Eastern New Mexico	01/27/1956
3.	26	Jim Reed	at Furman	12/17/1954
4.	24	Jim Reed	Hardin-Simmons • BC	02/28/1955
5.	23	Jim Reed	New Mexico State • BC	02/13/1953
	23	Jim Reed	Hardin-Simmons • BC	03/03/1953
	23	Eugene Carpenter	Arizona State • BC	02/01/1956
	23	Will Flemons	Houston • SWC	02/14/1990
9.	22	Rick Bullock	Adams State	12/02/1974
	22	Bob Glover	Arizona	12/06/1965
	22	Eugene Carpenter	New Mexico State • BC	02/29/1956
	22	Eugene Carpenter	vs. Loyola-New Orleans	12/29/1955
	22	Jim Reed	McMurry	12/01/1953
14.	21	Will Flemons	vs. Baylor • SWC	03/12/1993
	21	Rick Bullock	Arkansas • SWC	02/12/1974
	21	William Johnson	at Texas • SWC	01/26/1974
	21	Bob Glover	Baylor • SWC	01/04/1966

GAME • TEAM • REBOUNDS • BIG 12 GAMES

	REB	OPPONENT	DATE
1.	52	Missouri	01/13/2010
2.	49	at Nebraska	01/30/2002
3.	47	Iowa State	01/20/2010
4.	46	Oklahoma	03/02/2011
	46	at Missouri	01/24/2009
	46	at Kansas State	01/18/1997
	46	Colorado	01/11/1997
8.	45	Baylor	01/11/2006
	45	Nebraska	01/29/2005
	45	at [16] Texas	01/25/2005
	45	Colorado	01/29/2003
	45	Baylor	01/02/1999
	45	at Baylor	02/15/1997

GAME • FREE THROWS MADE • ALL GAMES

	FTM	OPPONENT	DATE
1.	42	vs. Houston • SWC-T	03/10/1994
2.	41	Arizona • BC	02/06/1956
	41	at Arizona • BC	01/11/1956
4.	40	Louisiana-Lafayette	12/06/1997
5.	38	Arizona • BC	02/22/1954
6.	37	Texas • SWC	02/20/1994
	37	UTEP • BC	02/27/1956
	37	vs. Howard Payne	12/10/1954
9.	36	Oklahoma State • B12	02/06/2010
	36	Missouri • B12	01/23/2008
	36	at Baylor • SWC	02/11/1995
	36	[20] Oklahoma	12/06/1971

GAME • FREE THROWS MADE • ALL GAMES

	FTM	PLAYER	FTA	OPPONENT	DATE
1.	19	Martin Zeno	24	Missouri • B12	01/23/2008
2.	18	Keenan Evans	20	Texas • B12	01/31/2018
	18	Rayford Young	18	[24] Kansas • B12	02/13/1999
4.	17	Del Ray Mounts	19	Arkansas • SWC	02/02/1960
	17	Eugene Carpenter	20	Hardin-Simmons • BC	01/07/1956
6.	16	Rayford Young	18	Texas State	12/21/1999
	16	Mike Russell	17	Texas A&M • SWC	01/18/1977
	16	Dub Malaise	18	Texas A&M • SWC	02/15/1966
	16	Dub Malaise	18	Texas • SWC	02/16/1965
	16	Dub Malaise	21	Nebraska	12/19/1964

GAME • TEAM • STEALS • ALL GAMES

	STL	OPPONENT	DATE
1.	24	Nicholls State	12/07/2002
2.	19	Massachusetts	11/21/2003
3.	18	East Central • Oklahoma	11/20/2008
	18	Davidson	11/18/2003
5.	17	Grambling State	11/20/2012
6.	16	Northwestern State	12/29/2007
	16	UC Riverside	11/10/2007
	16	UTRGV	12/10/2005
	16	at UTEP	11/30/2002
	16	at San Diego State	01/06/2003

TEXAS TECH SEASON PROGRAM RECORDS

SEASON • SCORING AVERAGE • ALL GAMES

PLAYER	SEASON	POS	CL	GAMES	PTS	AVG
1	Greg Lowery	1971-72	G	Sr.	26	636 24.5
2	Dub Malaise	1964-65	G	Jr.	23	547 23.8
3	Cory Carr	1997-98	G	Sr.	27	628 23.3
4	Cory Carr	1996-97	G	Jr.	28	646 23.1
5	Rick Bullock	1975-76	C	Sr.	31	708 22.8
6	Jim Reed	1954-55	F	Jr.	25	558 22.3
7	Mike Russell	1976-77	F	Jr.	29	643 22.2
8	Gene Knolle	1970-71	F	Sr.	26	572 22.0
9	Andre Emmett	2002-03	G	Jr.	34	741 21.8
10	Dub Malaise	1965-66	G	Sr.	24	515 21.5
11	Rick Bullock	1973-74	C	So.	26	557 21.4
12	Rick Bullock	1974-75	C	Jr.	23	480 20.9
13	Gene Knolle	1969-70	F	Jr.	24	501 20.9
	Jim Reed	1955-56	F	Sr.	22	460 20.9
	Andre Emmett	2003-04	G	Sr.	34	701 20.6
15	Jason Sasser	1993-94	F	So.	28	576 20.6
	Jarrius Jackson	2005-06	G	Jr.	32	657 20.5

SEASON • 3-POINT FIELD GOAL PERCENTAGE • ALL GAMES

PCT	PLAYER	SEASON	GAMES	3FGM	3FGA
1	.500	Alan Voskuil	2007-08	31	67 134
2	.477	Lance Hughes	1992-93	28	31 65
3	.463	Stan Bonewitz	1996-97	28	62 134
4	.461	Todd Duncan	1988-89	28	65 141
5	.460	David Tairu	2009-10	35	29 63
6	.459	Davide Moretti	2018-19	38	73 159
7	.459	Todd Duncan	1987-88	28	67 146
	.458	Jarrius Jackson	2004-05	33	44 96
9	.448	Jarrius Jackson	2005-06	32	73 163
10	.440	James Ware	1998-99	30	44 100

SEASON • FREE THROW PERCENTAGE • ALL GAMES • MIN: 100 FTA

PCT	PLAYER	SEASON	GAMES	FTM	FTA
1	.924	Davide Moretti	2018-19	38	97 105
2	.877	Rayford Young	1998-99	25	100 114
3	.874	Aaron Ross	2015-16	32	97 111
4	.870	Gerald Myers	1957-58	23	107 123
5	.868	Bubba Jennings	1984-85	31	105 121
6	.861	Cory Carr	1997-98	27	143 166
7	.854	Bubba Jennings	1982-83	26	88 103
8	.849	Keenan Evans	2016-17	31	107 126
9	.848	Bubba Jennings	1983-84	29	89 105
10	.846	Greg Lowery	1970-71	26	121 143

SEASON • INDIVIDUAL • REBOUNDS • ALL GAMES

PLAYER	SEASON	POS	GAMES	AVG	REB
1	Paul Nolen	1950-51	C	28	17.57 492
2	Jim Reed	1954-55	F	25	16.28 407
3	Tony Battie	1996-97	C	28	11.75 329
4	Will Flemons	1992-93	F	30	10.80 324
5	Jim Reed	1952-53	F	24	13.46 323
6	Rick Bullock	1975-76	C	31	10.39 322
7	Eugene Carpenter	1954-55	F	25	12.84 321
8	Paul Nolen	1951-52	C	24	13.25 318
9	Jim Reed	1953-54	F	24	12.75 306
10	Jim Reed	1955-56	F	22	13.50 297
11	Bob Glover	1965-66	C	24	12.25 294
12	Paul Nolan	1951-52	C	24	12.25 294
	Mike Russell	1976-77	F	29	9.86 286
14	Will Flemons	1991-92	F	29	9.83 285
15	Rick Bullock	1973-74	C	26	10.73 279
17	Jerry Turner	1968-69	F	24	11.63 279

SEASON • INDIVIDUAL • BLOCKS • ALL GAMES

PLAYER	SEASON	GAMES	BPG	BLK
1	Tariq Owens	2018-19	38	2.40 92
2	Tony Battie	1996-97	28	2.54 71
3	Brodney Kennard	1999-2000	28	2.46 69
4	Tony Battie	1995-96	30	2.27 68
5	Devonne Giles	2004-05	33	1.70 56
6	Andy Ellis	2001-02	32	1.72 55
7	Devonne Giles	2003-04	34	1.50 51
8	Zach Smith	2015-16	32	1.47 47
9	Zach Smith	2014-15	31	1.45 45
10	D'Walyn Roberts	2009-10	34	1.29 44
11	Zach Smith	2016-17	31	1.39 43
12	Mark Davis	1993-94	28	1.54 43
	Zhaire Smith	2017-18	37	1.14 42
13	Rick Bullock	1974-75	23	1.83 42
	Dejan Kravic	2013-14	32	1.28 41
	Dejan Kravic	2012-13	31	1.32 41
	Rick Bullock	1973-74	26	1.58 41

SEASON • INDIVIDUAL • ASSISTS PER GAME • ALL GAMES

PLAYER	SEASON	GAMES	APG	ASSISTS
1	John Roberson	2008-09	33	6.42 212
2	Jamal Brown	2000-01	28	6.25 175
3	Bryant Moore	1991-92	29	6.17 179
4	Jason Martin	1995-96	32	5.69 182
5	John Roberson	2009-10	35	5.43 190
6	Stan Bonewitz	1996-97	28	5.39 151
7	Bryant Moore	1990-91	29	5.38 156
8	Chris Clarke	2019-20	31	4.60 137
9	Lenny Holly	1992-93	30	4.97 149
10	Kent Williams	1979-80	29	4.90 142
11	Paul Nolan	1950-51	28	4.79 134
12	Kasib Powell	2002-03	35	4.31 151
13	Jarrett Culver	2018-19	38	3.70 142
14	Mark Davis	1994-95	30	4.73 142

SEASON • INDIVIDUAL • STEALS • ALL GAMES


PLAYER	SEASON	GAMES	SPG	STL
1	Ronald Ross	2004-05	33	2.61 86
2	Matt Mooney	2018-19	38	1.84 70
3	Andre Emmett	2002-03	34	1.88 64
4	Jarrius Jackson	2003-04	34	1.82 62
5	Josh Gray	2012-13	31	1.97 61
6	Jarrett Culver	2018-19	38	1.50 57
7	Ronald Ross	2002-03	35	1.60 56
8	Bryant Moore	1991-92	29	1.90 55
9	Sean Gay	1985-86	31	1.74 54
10	Steve Smith	1981-82	28	1.89 53
11	Jarrius Jackson	2005-06	32	1.66 53
12	Sean Gay	1987-88	27	1.89 51
13	Rayford Young	1999-00	28	1.82 51
	Mark Davis	1994-95	30	1.70 51
	Brad Reese	2010-11	32	1.59 51
16	Bryant Moore	1990-91	29	1.72 50
	Ronald Ross	2003-04	34	1.47 50

ANNUAL TEAM POINTS • ALL GAMES

SEASON	GAMES	PTS	PPG	GAMES	PTS	PPG
1957-58	23	1653	71.9	14	975	69.6
1958-59	24	1600	66.7	14	896	64.0
1959-60	24	1589	66.2	14	925	66.1
1960-61	25	1897	75.9	14	1102	78.7
1961-62	27	1919	71.1	14	983	70.2
1962-63	23	1618	70.3	14	1032	73.7
1963-64	23	1961	85.3	14	1189	84.9
1964-65	23	2000	87.0	14	1242	88.7
1965-66	24	2086	86.9	14	1251	89.4
1966-67	24	1639	68.3	14	984	70.3
1967-68	24	1674	69.8	14	981	70.1
1968-69	24	1821	75.9	14	997	71.2
1969-70	24	1771	73.8	14	1054	75.3
1970-71	26	2065	79.4	14	1133	80.9
1971-72	26	2082	80.1	14	1079	77.1
1972-73	27	1916	71.0	14	1002	71.6
1973-74	26	1994	76.7	14	1111	79.4
1974-75	26	1874	72.1	14	995	71.1
1975-76	31	2379	76.7	16	1295	80.9
1976-77	29	2096	72.3	16	1142	71.4
1977-78	29	2044	70.5	16	1085	67.8
1978-79	30	2222	74.1	16	1172	73.3
1979-80	29	2007	69.2	16	1038	64.9
1980-81	28	1781	63.6	16	968	60.5
1981-82	28	2056	73.4	16	1079	67.4
1982-83	31	1953	63.0	16	1048	65.5
1983-84	29	1836	63.3	16	1090	68.1
1984-85	31	2138	69.0	16	1059	66.2
1985-86	31	1923	62.0	16	961	60.1
1986-87	29	1865	64.3	16	1008	63.0
1987-88	28	1835	65.5	16	1031	64.4
1988-89	28	1946	69.5	16	1127	70.4
1989-90	27	1865	69.1	16	1033	64.6
1990-91	31	2058	66.4	16	1088	68.0
1991-92	29	2186	75.4	14	1029	73.5
1992-93	30	2405	80.2	14	1114	79.6
1993-94	28	2336	83.4	14	1195	85.4
1994-95	30	2664	88.8	14	1257	89.8
1995-96	32	2629	82.2	14	1128	80.6

ANNUAL TEAM POINTS • ALL GAMES

SEASON	GAMES	PTS	PPG	GAMES	PTS	PPG
1996-97	28	2243	80.1	16	1188	74.3
1997-98	27	2088	77.3	16	1194	74.6
1998-99	30	2109	70.3	16	1063	66.4
1999-00	28	1969	70.3	16	1075	67.2
2000-01	28	1918	68.5	16	1010	63.1
2001-02	32	2532	79.1	16	1270	79.4
2002-03	35	2543	72.7	16	1069	66.8
2003-04	34	2490	73.2	16	1147	71.7
2004-05	33	2535	76.8	16	1180	73.8
2005-06	32	2187	68.3	16	1027	64.2
2006-07	34	2437	71.7	16	1102	68.9
2007-08	31	2166	69.9	16	1098	68.6
2008-09	33	2563	77.7	16	1167	72.9
2009-10	35	2684	76.7	16	1166	72.9
2010-11	32	2342	73.2	16	1113	69.6
2011-12	31	1844	59.5	18	970	53.9
2012-13	31	2026	65.4	18	1051	58.4
2013-14	32	2190	68.4	18	1161	64.5
2014-15	32	1949	60.9	18	999	55.5
2015-16	32	2305	72.0	18	1275	70.8
2016-17	32	2346	73.3	18	1233	68.5
2017-18	36	2759	74.6	18	1297	72.1
2018-19	38	2765	72.8	18	1294	71.9
2019-20	31	2230	71.9	18	1242	69.0
2020-21	29	2103	72.5	17	1224	72.0



TEXAS TECH RED RAIDERS



0 KEVIN OBANOR
6-8 • Senior • Forward
Houston, Texas



1 TERRENCE SHANNON
6-6 • Junior • Guard
Chicago, Illinois



2 DAVION WARREN
6-6 • Super Senior • Guard
Buffalo, New York



3 CLARENCE NADOLNY
6-3 • Junior • Guard
Montreuil, France



4 DANIEL BATCHO
6-11 • R-Fresh • Forward
Paris, France



10 ETHAN DUNCAN
6-0 • Fresh • Guard
Lubbock, Texas



11 BRYSON WILLIAMS
6-8 • Super Senior • Forward
Fresno, California



13 MYLIK WILSON
6-3 • Junior • Guard
Rayville, Louisiana



14 MARCUS SANTOS-SILVA
6-8 • Super Senior • Forward
Taunton, Mass.



15 KEVIN MCCULLAR
6-6 • R-Junior • Guard
San Antonio, Texas



21 KJ ALLEN
6-6 • Soph. • Forward
Los Angeles, California



22 AUSTIN TIMPERMAN
6-9 • Soph. • Forward
The Woodlands, Texas



23 CHIBUZO AGBO
6-7 • Soph. • Guard
San Diego, California



25 ADONIS ARMS
6-6 • Super Senior • Guard
Milwaukee, Wisconsin



MARK ADAMS
Head Coach



BARRET PEERY
Associate Head Coach



COREY WILLIAMS
Assistant Coach



TALVIN HESTER
Assistant Coach



SEAN SUTTON
Executive Advisor



RICK COOPER
Chief of Staff



DARRYL DORA
Player Development



DARBY RICH
Strength
& Conditioning



MIKE NEAL
Athletic Trainer



DARSHAWN MCCLELLAN
Scouting Director



JAMAAL SCOTT
Academic Advisor



MATT SCHERBENSKE
Player Development



DARREN FRENCH
Operations



GEORGE NEILSON
Video Coordinator



DOUG HALCOMB
Character Advisor



COOPER ANDERSON
Grad Assistant



MASAHIRO YAMAGA
Grad Assistant



TYSON BATISTE
Grad Assistant



TY NURSE
Grad Assistant



KAVIN GILDER-TILBURY
Grad Assistant



NATE MARTIN
Grad Assistant